



# Full wwPDB X-ray Structure Validation Report ⓘ

Feb 1, 2016 – 08:35 PM GMT

PDB ID : 4TTG  
Title : Beta-galactosidase (E. coli) in the presence of potassium chloride.  
Authors : Juers, D.H.  
Deposited on : 2014-06-20  
Resolution : 1.60 Å(reported)

This is a Full wwPDB X-ray Structure Validation Report for a publicly released PDB entry.  
We welcome your comments at [validation@mail.wwpdb.org](mailto:validation@mail.wwpdb.org)  
A user guide is available at  
<http://wwpdb.org/validation/2016/XrayValidationReportHelp>  
with specific help available everywhere you see the ⓘ symbol.

---

The following versions of software and data (see [references ⓘ](#)) were used in the production of this report:

MolProbity : 4.02b-467  
Mogul : 1.7 (RC4), CSD as536be (2015)  
Xtriage (Phenix) : 1.9-1692  
EDS : rb-20026688  
Percentile statistics : 20151230.v01 (using entries in the PDB archive December 30th 2015)  
Refmac : 5.8.0135  
CCP4 : 6.5.0  
Ideal geometry (proteins) : Engh & Huber (2001)  
Ideal geometry (DNA, RNA) : Parkinson et al. (1996)  
Validation Pipeline (wwPDB-VP) : trunk26865

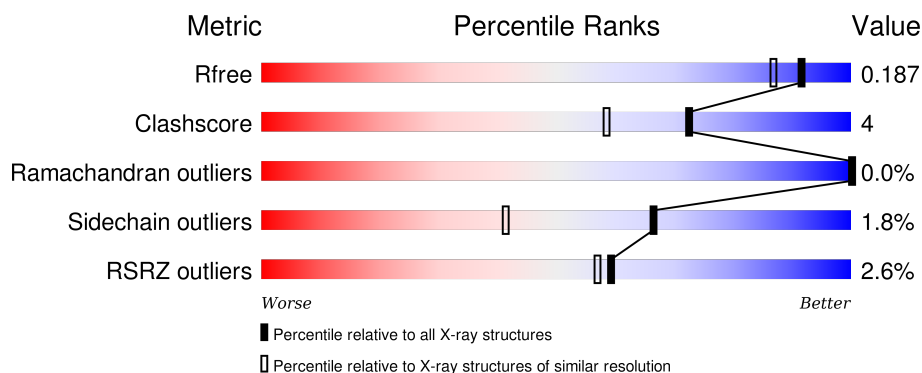
# 1 Overall quality at a glance

The following experimental techniques were used to determine the structure:

## *X-RAY DIFFRACTION*

The reported resolution of this entry is 1.60 Å.

Percentile scores (ranging between 0-100) for global validation metrics of the entry are shown in the following graphic. The table shows the number of entries on which the scores are based.



Metric	Whole archive (#Entries)	Similar resolution (#Entries, resolution range(Å))
$R_{free}$	91344	2475 (1.60-1.60)
Clashscore	102246	2732 (1.60-1.60)
Ramachandran outliers	100387	2654 (1.60-1.60)
Sidechain outliers	100360	2653 (1.60-1.60)
RSRZ outliers	91569	2479 (1.60-1.60)

The table below summarises the geometric issues observed across the polymeric chains and their fit to the electron density. The red, orange, yellow and green segments on the lower bar indicate the fraction of residues that contain outliers for  $\geq 3$ , 2, 1 and 0 types of geometric quality criteria. A grey segment represents the fraction of residues that are not modelled. The numeric value for each fraction is indicated below the corresponding segment, with a dot representing fractions  $\leq 5\%$ . The upper red bar (where present) indicates the fraction of residues that have poor fit to the electron density. The numeric value is given above the bar.

Mol	Chain	Length	Quality of chain
1	A	1023	<div> <div>3%</div> <div>88%</div> <div>10% ..</div> </div>
1	B	1023	<div> <div>2%</div> <div>89%</div> <div>10% ..</div> </div>
1	C	1023	<div> <div>2%</div> <div>88%</div> <div>10% ..</div> </div>
1	D	1023	<div> <div>3%</div> <div>89%</div> <div>9% ..</div> </div>

The following table lists non-polymeric compounds, carbohydrate monomers and non-standard

residues in protein, DNA, RNA chains that are outliers for geometric or electron-density-fit criteria:

Mol	Type	Chain	Res	Chirality	Geometry	Clashes	Electron density
3	K	A	3006	-	-	-	X
5	DMS	A	3013	-	-	-	X
5	DMS	A	3015	-	-	-	X
5	DMS	A	3016	-	-	-	X
5	DMS	A	3017	-	-	-	X
5	DMS	A	3023	-	-	X	-
5	DMS	A	3025	-	-	X	X
5	DMS	A	3029	-	-	-	X
5	DMS	A	3032	-	-	-	X
5	DMS	A	3040	-	-	-	X
5	DMS	B	1114	-	-	-	X
5	DMS	B	1116	-	-	-	X
5	DMS	B	1119	-	-	X	-
5	DMS	B	1122	-	-	X	-
5	DMS	B	1127	-	-	X	-
5	DMS	B	1129	-	-	-	X
5	DMS	B	1137	-	-	-	X
5	DMS	B	1140	-	-	-	X
5	DMS	C	3010	-	-	-	X
5	DMS	C	3012	-	-	-	X
5	DMS	C	3013	-	-	-	X
5	DMS	C	3014	-	-	-	X
5	DMS	C	3015	-	-	-	X
5	DMS	C	3019	-	-	X	X
5	DMS	C	3024	-	-	-	X
5	DMS	C	3025	-	-	-	X
5	DMS	C	3029	-	-	X	X
5	DMS	C	3034	-	-	X	-
5	DMS	C	3035	-	-	-	X
5	DMS	C	3036	-	-	-	X
5	DMS	C	3038	-	-	-	X
5	DMS	C	3039	-	-	-	X
5	DMS	C	3042	-	-	-	X
5	DMS	C	3044	-	-	-	X
5	DMS	D	1112[A]	-	-	-	X
5	DMS	D	1112[B]	-	-	-	X
5	DMS	D	1115	-	-	-	X
5	DMS	D	1121	-	-	-	X
5	DMS	D	1122	-	-	X	-
5	DMS	D	1125	-	-	-	X
5	DMS	D	1127	-	-	-	X

*Continued on next page...*

*Continued from previous page...*

Mol	Type	Chain	Res	Chirality	Geometry	Clashes	Electron density
5	DMS	D	1128	-	-	-	X
5	DMS	D	1129	-	-	X	X
5	DMS	D	1130	-	-	-	X
5	DMS	D	1132	-	-	-	X

## 2 Entry composition

There are 6 unique types of molecules in this entry. The entry contains 38364 atoms, of which 0 are hydrogens and 0 are deuteriums.

In the tables below, the ZeroOcc column contains the number of atoms modelled with zero occupancy, the AltConf column contains the number of residues with at least one atom in alternate conformation and the Trace column contains the number of residues modelled with at most 2 atoms.

- Molecule 1 is a protein called Beta-galactosidase.

Mol	Chain	Residues	Atoms					ZeroOcc	AltConf	Trace
1	A	1015	Total	C	N	O	S	0	35	0
			8365	5304	1475	1542	44			
1	B	1015	Total	C	N	O	S	0	29	0
			8315	5272	1463	1537	43			
1	C	1015	Total	C	N	O	S	0	31	0
			8342	5286	1471	1542	43			
1	D	1015	Total	C	N	O	S	0	33	0
			8328	5284	1462	1538	44			

There are 32 discrepancies between the modelled and reference sequences:

Chain	Residue	Modelled	Actual	Comment	Reference
A	1	GLY	-	expression tag	UNP Q8VNN2
A	2	SER	-	expression tag	UNP Q8VNN2
A	3	HIS	-	expression tag	UNP Q8VNN2
A	4	MET	-	expression tag	UNP Q8VNN2
A	5	LEU	-	expression tag	UNP Q8VNN2
A	6	GLU	-	expression tag	UNP Q8VNN2
A	7	ASP	-	expression tag	UNP Q8VNN2
A	8	PRO	-	expression tag	UNP Q8VNN2
B	1	GLY	-	expression tag	UNP Q8VNN2
B	2	SER	-	expression tag	UNP Q8VNN2
B	3	HIS	-	expression tag	UNP Q8VNN2
B	4	MET	-	expression tag	UNP Q8VNN2
B	5	LEU	-	expression tag	UNP Q8VNN2
B	6	GLU	-	expression tag	UNP Q8VNN2
B	7	ASP	-	expression tag	UNP Q8VNN2
B	8	PRO	-	expression tag	UNP Q8VNN2
C	1	GLY	-	expression tag	UNP Q8VNN2
C	2	SER	-	expression tag	UNP Q8VNN2
C	3	HIS	-	expression tag	UNP Q8VNN2
C	4	MET	-	expression tag	UNP Q8VNN2
C	5	LEU	-	expression tag	UNP Q8VNN2

*Continued on next page...*

*Continued from previous page...*

Chain	Residue	Modelled	Actual	Comment	Reference
C	6	GLU	-	expression tag	UNP Q8VNN2
C	7	ASP	-	expression tag	UNP Q8VNN2
C	8	PRO	-	expression tag	UNP Q8VNN2
D	1	GLY	-	expression tag	UNP Q8VNN2
D	2	SER	-	expression tag	UNP Q8VNN2
D	3	HIS	-	expression tag	UNP Q8VNN2
D	4	MET	-	expression tag	UNP Q8VNN2
D	5	LEU	-	expression tag	UNP Q8VNN2
D	6	GLU	-	expression tag	UNP Q8VNN2
D	7	ASP	-	expression tag	UNP Q8VNN2
D	8	PRO	-	expression tag	UNP Q8VNN2

- Molecule 2 is MAGNESIUM ION (three-letter code: MG) (formula: Mg).

Mol	Chain	Residues	Atoms	ZeroOcc	AltConf
2	B	3	Total Mg 3 3	0	0
2	A	4	Total Mg 4 4	0	0
2	D	3	Total Mg 3 3	0	0
2	C	4	Total Mg 4 4	0	0

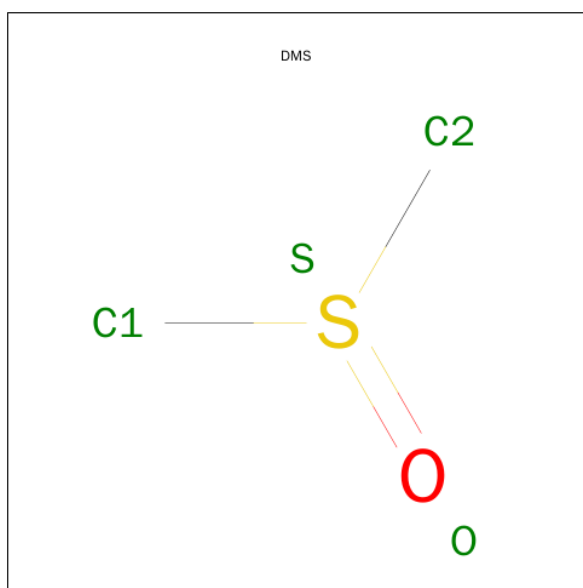
- Molecule 3 is POTASSIUM ION (three-letter code: K) (formula: K).

Mol	Chain	Residues	Atoms	ZeroOcc	AltConf
3	B	4	Total K 4 4	0	0
3	A	4	Total K 4 4	0	0
3	D	4	Total K 4 4	0	0
3	C	4	Total K 4 4	0	0

- Molecule 4 is CHLORIDE ION (three-letter code: CL) (formula: Cl).

Mol	Chain	Residues	Atoms	ZeroOcc	AltConf
4	A	1	Total Cl 1 1	0	0

- Molecule 5 is DIMETHYL SULFOXIDE (three-letter code: DMS) (formula:  $C_2H_6OS$ ).



Mol	Chain	Residues	Atoms				ZeroOcc	AltConf
5	A	1	Total	C	O	S	0	0
			4	2	1	1		
5	A	1	Total	C	O	S	0	0
			4	2	1	1		
5	A	1	Total	C	O	S	0	0
			4	2	1	1		
5	A	1	Total	C	O	S	0	0
			4	2	1	1		
5	A	1	Total	C	O	S	0	0
			4	2	1	1		
5	A	1	Total	C	O	S	0	0
			4	2	1	1		
5	A	1	Total	C	O	S	0	0
			4	2	1	1		
5	A	1	Total	C	O	S	0	0
			4	2	1	1		
5	A	1	Total	C	O	S	0	0
			4	2	1	1		

*Continued on next page...*

*Continued from previous page...*

Mol	Chain	Residues	Atoms				ZeroOcc	AltConf
5	A	1	Total 4	C 2	O 1	S 1	0	0
5	A	1	Total 4	C 2	O 1	S 1	0	0
5	A	1	Total 4	C 2	O 1	S 1	0	0
5	A	1	Total 4	C 2	O 1	S 1	0	0
5	A	1	Total 4	C 2	O 1	S 1	0	0
5	A	1	Total 4	C 2	O 1	S 1	0	0
5	A	1	Total 4	C 2	O 1	S 1	0	0
5	A	1	Total 4	C 2	O 1	S 1	0	0
5	A	1	Total 4	C 2	O 1	S 1	0	0
5	A	1	Total 4	C 2	O 1	S 1	0	0
5	A	1	Total 4	C 2	O 1	S 1	0	0
5	A	1	Total 4	C 2	O 1	S 1	0	0
5	A	1	Total 4	C 2	O 1	S 1	0	0
5	A	1	Total 4	C 2	O 1	S 1	0	0
5	A	1	Total 4	C 2	O 1	S 1	0	0
5	A	1	Total 4	C 2	O 1	S 1	0	0
5	A	1	Total 4	C 2	O 1	S 1	0	0
5	A	1	Total 4	C 2	O 1	S 1	0	0
5	A	1	Total 4	C 2	O 1	S 1	0	0
5	B	1	Total 4	C 2	O 1	S 1	0	0
5	B	1	Total 4	C 2	O 1	S 1	0	0

*Continued on next page...*



*Continued from previous page...*

Mol	Chain	Residues	Atoms				ZeroOcc	AltConf
5	B	1	Total 4	C 2	O 1	S 1	0	0
5	B	1	Total 4	C 2	O 1	S 1	0	0
5	B	1	Total 4	C 2	O 1	S 1	0	0
5	B	1	Total 4	C 2	O 1	S 1	0	0
5	B	1	Total 4	C 2	O 1	S 1	0	0
5	B	1	Total 4	C 2	O 1	S 1	0	0
5	B	1	Total 4	C 2	O 1	S 1	0	0
5	B	1	Total 4	C 2	O 1	S 1	0	0
5	B	1	Total 4	C 2	O 1	S 1	0	0
5	B	1	Total 4	C 2	O 1	S 1	0	0
5	B	1	Total 4	C 2	O 1	S 1	0	0
5	B	1	Total 4	C 2	O 1	S 1	0	0
5	B	1	Total 4	C 2	O 1	S 1	0	0
5	B	1	Total 4	C 2	O 1	S 1	0	0
5	B	1	Total 4	C 2	O 1	S 1	0	0
5	B	1	Total 4	C 2	O 1	S 1	0	0
5	B	1	Total 4	C 2	O 1	S 1	0	0
5	B	1	Total 4	C 2	O 1	S 1	0	0
5	B	1	Total 4	C 2	O 1	S 1	0	0
5	B	1	Total 4	C 2	O 1	S 1	0	0
5	B	1	Total 4	C 2	O 1	S 1	0	0
5	B	1	Total 4	C 2	O 1	S 1	0	0
5	B	1	Total 4	C 2	O 1	S 1	0	0

*Continued on next page...*

*Continued from previous page...*

Mol	Chain	Residues	Atoms				ZeroOcc	AltConf
5	B	1	Total 4	C 2	O 1	S 1	0	0
5	B	1	Total 4	C 2	O 1	S 1	0	0
5	B	1	Total 4	C 2	O 1	S 1	0	0
5	B	1	Total 4	C 2	O 1	S 1	0	0
5	B	1	Total 4	C 2	O 1	S 1	0	0
5	B	1	Total 4	C 2	O 1	S 1	0	0
5	B	1	Total 4	C 2	O 1	S 1	0	0
5	B	1	Total 4	C 2	O 1	S 1	0	0
5	B	1	Total 4	C 2	O 1	S 1	0	0
5	B	1	Total 4	C 2	O 1	S 1	0	0
5	B	1	Total 4	C 2	O 1	S 1	0	0
5	B	1	Total 4	C 2	O 1	S 1	0	0
5	B	1	Total 4	C 2	O 1	S 1	0	0
5	B	1	Total 4	C 2	O 1	S 1	0	0
5	B	1	Total 4	C 2	O 1	S 1	0	0
5	C	1	Total 4	C 2	O 1	S 1	0	0
5	C	1	Total 4	C 2	O 1	S 1	0	0
5	C	1	Total 4	C 2	O 1	S 1	0	0
5	C	1	Total 4	C 2	O 1	S 1	0	0
5	C	1	Total 4	C 2	O 1	S 1	0	0
5	C	1	Total 4	C 2	O 1	S 1	0	0

*Continued on next page...*

Continued from previous page...

[illegible]

*Continued on next page...*

*Continued from previous page...*

Mol	Chain	Residues	Atoms				ZeroOcc	AltConf
5	C	1	Total 4	C 2	O 1	S 1	0	0
5	C	1	Total 4	C 2	O 1	S 1	0	0
5	C	1	Total 4	C 2	O 1	S 1	0	0
5	C	1	Total 4	C 2	O 1	S 1	0	0
5	C	1	Total 4	C 2	O 1	S 1	0	0
5	C	1	Total 4	C 2	O 1	S 1	0	0
5	C	1	Total 4	C 2	O 1	S 1	0	0
5	C	1	Total 4	C 2	O 1	S 1	0	0
5	C	1	Total 4	C 2	O 1	S 1	0	0
5	D	1	Total 4	C 2	O 1	S 1	0	0
5	D	1	Total 4	C 2	O 1	S 1	0	0
5	D	1	Total 4	C 2	O 1	S 1	0	0
5	D	1	Total 4	C 2	O 1	S 1	0	0
5	D	1	Total 8	C 4	O 2	S 2	0	1
5	D	1	Total 4	C 2	O 1	S 1	0	0
5	D	1	Total 4	C 2	O 1	S 1	0	0
5	D	1	Total 4	C 2	O 1	S 1	0	0
5	D	1	Total 4	C 2	O 1	S 1	0	0
5	D	1	Total 4	C 2	O 1	S 1	0	0
5	D	1	Total 4	C 2	O 1	S 1	0	0
5	D	1	Total 4	C 2	O 1	S 1	0	0

*Continued on next page...*

*Continued from previous page...*

Mol	Chain	Residues	Atoms				ZeroOcc	AltConf
5	D	1	Total 4	C 2	O 1	S 1	0	0
5	D	1	Total 4	C 2	O 1	S 1	0	0
5	D	1	Total 4	C 2	O 1	S 1	0	0
5	D	1	Total 4	C 2	O 1	S 1	0	0
5	D	1	Total 4	C 2	O 1	S 1	0	0
5	D	1	Total 4	C 2	O 1	S 1	0	0
5	D	1	Total 4	C 2	O 1	S 1	0	0
5	D	1	Total 4	C 2	O 1	S 1	0	0
5	D	1	Total 4	C 2	O 1	S 1	0	0
5	D	1	Total 4	C 2	O 1	S 1	0	0
5	D	1	Total 4	C 2	O 1	S 1	0	0
5	D	1	Total 4	C 2	O 1	S 1	0	0
5	D	1	Total 4	C 2	O 1	S 1	0	0
5	D	1	Total 4	C 2	O 1	S 1	0	0
5	D	1	Total 4	C 2	O 1	S 1	0	0

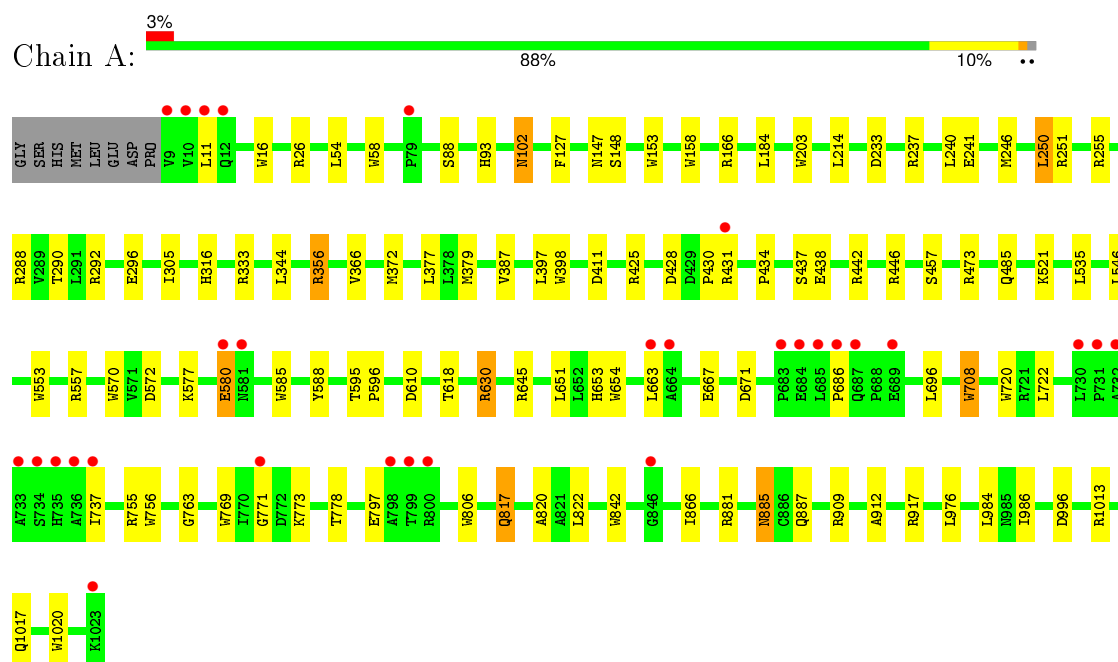
- Molecule 6 is water.

Mol	Chain	Residues	Atoms		ZeroOcc	AltConf
6	A	1130	Total 1130	O 1130	0	0
6	B	1114	Total 1114	O 1114	0	0
6	C	1094	Total 1094	O 1094	0	0
6	D	1113	Total 1113	O 1113	0	0

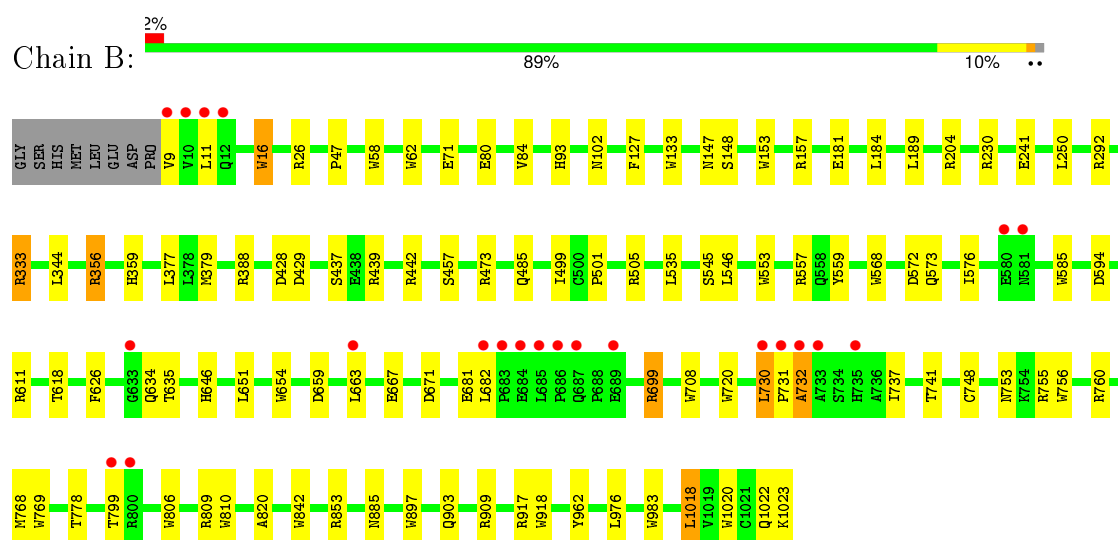
### 3 Residue-property plots

These plots are drawn for all protein, RNA and DNA chains in the entry. The first graphic for a chain summarises the proportions of errors displayed in the second graphic. The second graphic shows the sequence view annotated by issues in geometry and electron density. Residues are color-coded according to the number of geometric quality criteria for which they contain at least one outlier: green = 0, yellow = 1, orange = 2 and red = 3 or more. A red dot above a residue indicates a poor fit to the electron density ( $RSRZ > 2$ ). Stretches of 2 or more consecutive residues without any outlier are shown as a green connector. Residues present in the sample, but not in the model, are shown in grey.

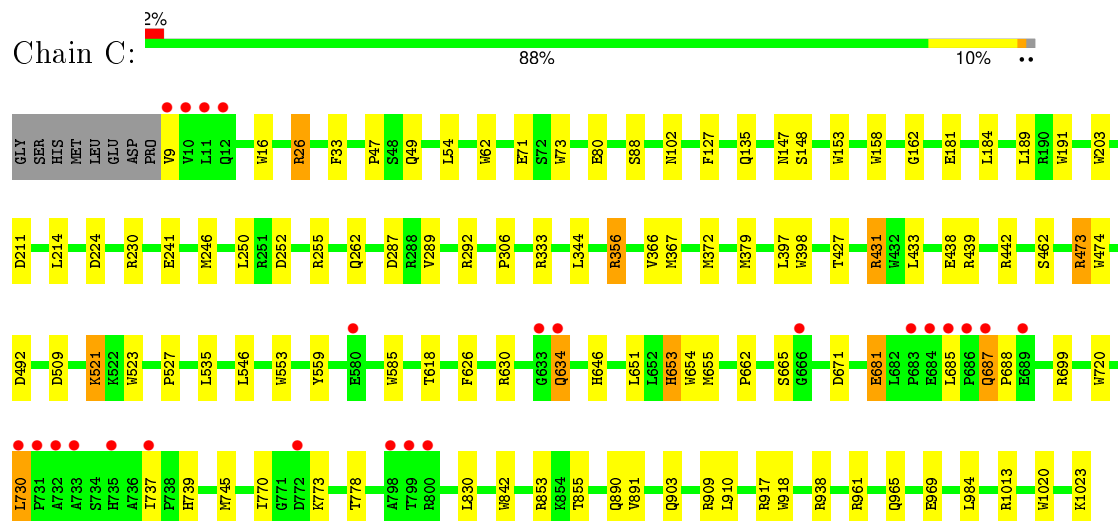
#### • Molecule 1: Beta-galactosidase



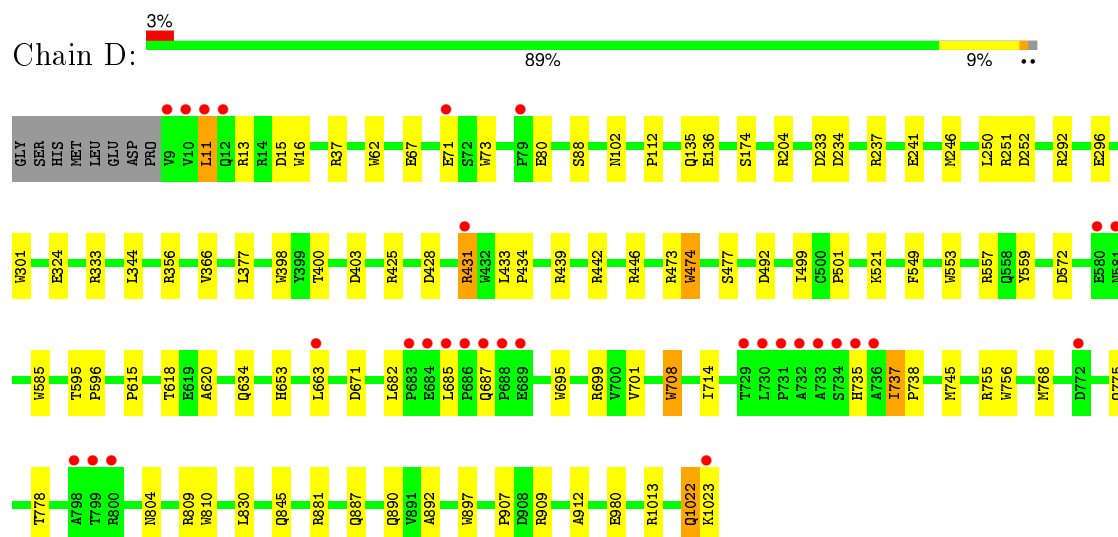
#### • Molecule 1: Beta-galactosidase



• Molecule 1: Beta-galactosidase



• Molecule 1: Beta-galactosidase



## 4 Data and refinement statistics

Property	Value	Source
Space group	P 21 21 21	Depositor
Cell constants a, b, c, $\alpha$ , $\beta$ , $\gamma$	149.29Å 168.10Å 200.31Å 90.00° 90.00° 90.00°	Depositor
Resolution (Å)	55.81 – 1.60 53.76 – 1.60	Depositor EDS
% Data completeness (in resolution range)	92.1 (55.81-1.60) 92.1 (53.76-1.60)	Depositor EDS
$R_{merge}$	0.07	Depositor
$R_{sym}$	(Not available)	Depositor
$\langle I/\sigma(I) \rangle$ <sup>1</sup>	3.05 (at 1.60Å)	Xtriage
Refinement program	REFMAC 5.6.0117	Depositor
R, $R_{free}$	0.160 , 0.188 0.159 , 0.187	Depositor DCC
$R_{free}$ test set	8778 reflections (1.47%)	DCC
Wilson B-factor (Å <sup>2</sup> )	13.0	Xtriage
Anisotropy	0.179	Xtriage
Bulk solvent $k_{sol}$ (e/Å <sup>3</sup> ), $B_{sol}$ (Å <sup>2</sup> )	0.35 , 51.8	EDS
Estimated twinning fraction	No twinning to report.	Xtriage
L-test for twinning <sup>2</sup>	$\langle  L  \rangle = 0.50$ , $\langle L^2 \rangle = 0.33$	Xtriage
Outliers	1 of 604015 reflections (0.000%)	Xtriage
$F_o, F_c$ correlation	0.97	EDS
Total number of atoms	38364	wwPDB-VP
Average B, all atoms (Å <sup>2</sup> )	16.0	wwPDB-VP

Xtriage's analysis on translational NCS is as follows: *The analyses of the Patterson function reveals a significant off-origin peak that is 35.68 % of the origin peak, indicating pseudo translational symmetry. The chance of finding a peak of this or larger height randomly in a structure without pseudo translational symmetry is equal to 5.6165e-04. The detected translational NCS is most likely also responsible for the elevated intensity ratio.*

<sup>1</sup>Intensities estimated from amplitudes.

<sup>2</sup>Theoretical values of  $\langle |L| \rangle$ ,  $\langle L^2 \rangle$  for acentric reflections are 0.5, 0.375 respectively for untwinned datasets, and 0.333, 0.2 for perfectly twinned datasets.



## 5 Model quality ⓘ

### 5.1 Standard geometry ⓘ

Bond lengths and bond angles in the following residue types are not validated in this section: CSD, MG, DMS, K, CL

The Z score for a bond length (or angle) is the number of standard deviations the observed value is removed from the expected value. A bond length (or angle) with  $|Z| > 5$  is considered an outlier worth inspection. RMSZ is the root-mean-square of all Z scores of the bond lengths (or angles).

Mol	Chain	Bond lengths		Bond angles	
		RMSZ	$\# Z  > 5$	RMSZ	$\# Z  > 5$
1	A	1.08	18/8684 (0.2%)	1.09	36/11840 (0.3%)
1	B	1.07	17/8628 (0.2%)	1.07	28/11769 (0.2%)
1	C	1.06	17/8651 (0.2%)	1.06	33/11798 (0.3%)
1	D	1.07	14/8652 (0.2%)	1.06	29/11804 (0.2%)
All	All	1.07	66/34615 (0.2%)	1.07	126/47211 (0.3%)

Chiral center outliers are detected by calculating the chiral volume of a chiral center and verifying if the center is modelled as a planar moiety or with the opposite hand. A planarity outlier is detected by checking planarity of atoms in a peptide group, atoms in a mainchain group or atoms of a sidechain that are expected to be planar.

Mol	Chain	#Chirality outliers	#Planarity outliers
1	B	0	1

All (66) bond length outliers are listed below:

Mol	Chain	Res	Type	Atoms	Z	Observed(Å)	Ideal(Å)
1	B	810	TRP	CD2-CE2	7.17	1.50	1.41
1	B	897	TRP	CD2-CE2	6.76	1.49	1.41
1	C	585	TRP	CD2-CE2	6.69	1.49	1.41
1	B	918	TRP	CD2-CE2	6.58	1.49	1.41
1	A	203	TRP	CD2-CE2	6.52	1.49	1.41
1	A	756	TRP	CD2-CE2	6.49	1.49	1.41
1	D	897	TRP	CD2-CE2	6.41	1.49	1.41
1	C	162	GLY	N-CA	6.34	1.55	1.46
1	A	158	TRP	CD2-CE2	6.33	1.49	1.41
1	B	568	TRP	CD2-CE2	6.32	1.49	1.41
1	B	16	TRP	CD2-CE2	6.31	1.49	1.41
1	A	570	TRP	CD2-CE2	6.28	1.48	1.41
1	C	654	TRP	CD2-CE2	6.17	1.48	1.41
1	A	720	TRP	CD2-CE2	6.13	1.48	1.41

*Continued on next page...*

*Continued from previous page...*

Mol	Chain	Res	Type	Atoms	Z	Observed(Å)	Ideal(Å)
1	D	16	TRP	CD2-CE2	5.97	1.48	1.41
1	A	654	TRP	CD2-CE2	5.96	1.48	1.41
1	D	756	TRP	CD2-CE2	5.94	1.48	1.41
1	B	133	TRP	CD2-CE2	5.92	1.48	1.41
1	A	806	TRP	CG-CD1	5.85	1.45	1.36
1	D	553	TRP	CD2-CE2	5.84	1.48	1.41
1	A	708	TRP	CD2-CE2	5.82	1.48	1.41
1	B	153	TRP	CD2-CE2	5.80	1.48	1.41
1	D	398	TRP	CD2-CE2	5.79	1.48	1.41
1	C	158	TRP	CD2-CE2	5.76	1.48	1.41
1	B	585	TRP	CD2-CE2	5.71	1.48	1.41
1	B	654	TRP	CD2-CE2	5.63	1.48	1.41
1	B	553	TRP	CD2-CE2	5.63	1.48	1.41
1	B	58	TRP	CD2-CE2	5.60	1.48	1.41
1	A	769	TRP	CD2-CE2	5.56	1.48	1.41
1	C	1020	TRP	CD2-CE2	5.48	1.48	1.41
1	D	695	TRP	CD2-CE2	5.47	1.48	1.41
1	B	769	TRP	CD2-CE2	5.43	1.47	1.41
1	A	58	TRP	CD2-CE2	5.42	1.47	1.41
1	D	62	TRP	CD2-CE2	5.42	1.47	1.41
1	C	398	TRP	CD2-CE2	5.41	1.47	1.41
1	C	720	TRP	CD2-CE2	5.35	1.47	1.41
1	C	474	TRP	CD2-CE2	5.35	1.47	1.41
1	B	720	TRP	CD2-CE2	5.34	1.47	1.41
1	A	398	TRP	CD2-CE2	5.34	1.47	1.41
1	D	585	TRP	CD2-CE2	5.31	1.47	1.41
1	D	810	TRP	CD2-CE2	5.30	1.47	1.41
1	B	439	ARG	CZ-NH1	5.28	1.40	1.33
1	D	708	TRP	CD2-CE2	5.27	1.47	1.41
1	A	16	TRP	CD2-CE2	5.26	1.47	1.41
1	A	153	TRP	CD2-CE2	5.26	1.47	1.41
1	C	153	TRP	CD2-CE2	5.26	1.47	1.41
1	C	16	TRP	CD2-CE2	5.25	1.47	1.41
1	B	62	TRP	CD2-CE2	5.25	1.47	1.41
1	D	62	TRP	CG-CD1	5.25	1.44	1.36
1	D	474	TRP	CD2-CE2	5.20	1.47	1.41
1	C	181	GLU	CD-OE1	5.18	1.31	1.25
1	D	73	TRP	CD2-CE2	5.16	1.47	1.41
1	C	918	TRP	CD2-CE2	5.16	1.47	1.41
1	A	316	HIS	CG-CD2	5.15	1.44	1.35
1	A	585	TRP	CD2-CE2	5.14	1.47	1.41
1	C	191	TRP	CD2-CE2	5.14	1.47	1.41

*Continued on next page...*

*Continued from previous page...*

Mol	Chain	Res	Type	Atoms	Z	Observed(Å)	Ideal(Å)
1	B	333	ARG	CD-NE	5.13	1.55	1.46
1	C	203	TRP	CD2-CE2	5.10	1.47	1.41
1	C	523	TRP	CD2-CE2	5.10	1.47	1.41
1	C	62	TRP	CD2-CE2	5.09	1.47	1.41
1	D	301	TRP	CD2-CE2	5.09	1.47	1.41
1	B	699	ARG	CZ-NH2	5.08	1.39	1.33
1	A	1020	TRP	CD2-CE2	5.06	1.47	1.41
1	A	769	TRP	CG-CD1	5.05	1.43	1.36
1	A	442	ARG	CZ-NH1	5.04	1.39	1.33
1	C	73	TRP	CD2-CE2	5.02	1.47	1.41

All (126) bond angle outliers are listed below:

Mol	Chain	Res	Type	Atoms	Z	Observed(°)	Ideal(°)
1	B	442	ARG	NE-CZ-NH2	-11.50	114.55	120.30
1	C	442	ARG	NE-CZ-NH2	-10.41	115.09	120.30
1	C	431[A]	ARG	NE-CZ-NH2	-9.85	115.38	120.30
1	C	431[B]	ARG	NE-CZ-NH2	-9.85	115.38	120.30
1	A	356	ARG	NE-CZ-NH1	9.70	125.15	120.30
1	A	442	ARG	NE-CZ-NH2	-9.67	115.46	120.30
1	B	1018	LEU	CA-CB-CG	9.67	137.53	115.30
1	A	771	GLY	N-CA-C	-9.08	90.39	113.10
1	A	442	ARG	NE-CZ-NH1	8.98	124.79	120.30
1	A	356	ARG	NE-CZ-NH2	-8.81	115.89	120.30
1	C	442	ARG	NE-CZ-NH1	8.69	124.64	120.30
1	A	881	ARG	NE-CZ-NH2	-8.62	115.99	120.30
1	B	442	ARG	NE-CZ-NH1	8.51	124.56	120.30
1	B	388	ARG	NE-CZ-NH2	-8.36	116.12	120.30
1	B	557	ARG	NE-CZ-NH2	-8.28	116.16	120.30
1	A	917	ARG	NE-CZ-NH1	-8.24	116.18	120.30
1	D	439	ARG	NE-CZ-NH1	8.13	124.37	120.30
1	D	442	ARG	NE-CZ-NH2	-8.04	116.28	120.30
1	A	166	ARG	NE-CZ-NH2	-7.95	116.32	120.30
1	D	881	ARG	NE-CZ-NH2	-7.94	116.33	120.30
1	D	403	ASP	CB-CG-OD2	-7.93	111.16	118.30
1	C	909	ARG	NE-CZ-NH1	7.83	124.22	120.30
1	C	473[A]	ARG	NE-CZ-NH1	7.79	124.19	120.30
1	C	473[B]	ARG	NE-CZ-NH1	7.79	124.19	120.30
1	A	909	ARG	NE-CZ-NH2	-7.70	116.45	120.30
1	D	204	ARG	NE-CZ-NH2	-7.58	116.51	120.30
1	B	356	ARG	NE-CZ-NH2	-7.58	116.51	120.30
1	D	446	ARG	NE-CZ-NH2	-7.53	116.53	120.30

*Continued on next page...*

*Continued from previous page...*

Mol	Chain	Res	Type	Atoms	Z	Observed(°)	Ideal(°)
1	D	439	ARG	NE-CZ-NH2	-7.52	116.54	120.30
1	C	509	ASP	CB-CG-OD1	7.20	124.78	118.30
1	B	473	ARG	NE-CZ-NH1	7.18	123.89	120.30
1	C	853	ARG	NE-CZ-NH2	-7.17	116.71	120.30
1	A	755[A]	ARG	NE-CZ-NH1	7.17	123.88	120.30
1	A	755[B]	ARG	NE-CZ-NH1	7.17	123.88	120.30
1	C	521	LYS	CD-CE-NZ	-7.14	95.28	111.70
1	B	611	ARG	NE-CZ-NH1	7.13	123.86	120.30
1	D	881	ARG	NE-CZ-NH1	7.06	123.83	120.30
1	D	13	ARG	NE-CZ-NH2	-6.94	116.83	120.30
1	B	356	ARG	NE-CZ-NH1	6.94	123.77	120.30
1	A	755[A]	ARG	NE-CZ-NH2	-6.92	116.84	120.30
1	A	755[B]	ARG	NE-CZ-NH2	-6.92	116.84	120.30
1	C	287	ASP	CB-CG-OD2	-6.88	112.10	118.30
1	A	428	ASP	CB-CG-OD1	6.85	124.46	118.30
1	A	255	ARG	NE-CZ-NH1	6.84	123.72	120.30
1	D	909	ARG	NE-CZ-NH2	-6.77	116.91	120.30
1	D	233	ASP	CB-CG-OD1	6.70	124.33	118.30
1	A	425	ARG	NE-CZ-NH2	-6.64	116.98	120.30
1	D	356	ARG	NE-CZ-NH2	-6.64	116.98	120.30
1	A	881	ARG	NE-CZ-NH1	6.63	123.61	120.30
1	A	1013	ARG	NE-CZ-NH1	6.61	123.60	120.30
1	A	909	ARG	NE-CZ-NH1	6.57	123.59	120.30
1	C	224	ASP	CB-CG-OD1	6.57	124.21	118.30
1	B	439	ARG	NE-CZ-NH2	-6.54	117.03	120.30
1	A	610	ASP	CB-CG-OD1	6.52	124.17	118.30
1	A	572	ASP	CB-CG-OD1	6.51	124.16	118.30
1	B	505	ARG	NE-CZ-NH2	-6.47	117.06	120.30
1	D	234	ASP	CB-CG-OD1	6.46	124.11	118.30
1	C	356	ARG	NE-CZ-NH2	-6.41	117.09	120.30
1	C	492	ASP	CB-CG-OD2	-6.39	112.55	118.30
1	A	26	ARG	NE-CZ-NH2	-6.38	117.11	120.30
1	A	233	ASP	CB-CG-OD1	6.36	124.03	118.30
1	C	938	ARG	NE-CZ-NH1	-6.31	117.14	120.30
1	B	917	ARG	NE-CZ-NH1	-6.29	117.16	120.30
1	D	428	ASP	CB-CG-OD1	6.28	123.96	118.30
1	D	15	ASP	CB-CG-OD2	-6.26	112.67	118.30
1	D	492	ASP	CB-CG-OD2	-6.24	112.68	118.30
1	C	1013	ARG	NE-CZ-NH1	6.21	123.40	120.30
1	C	26	ARG	NE-CZ-NH2	-6.19	117.20	120.30
1	B	572	ASP	CB-CG-OD1	6.14	123.83	118.30
1	C	509	ASP	CB-CG-OD2	-6.00	112.90	118.30

*Continued on next page...*

*Continued from previous page...*

Mol	Chain	Res	Type	Atoms	Z	Observed(°)	Ideal(°)
1	A	553	TRP	CA-CB-CG	-5.95	102.39	113.70
1	A	233	ASP	CB-CG-OD2	-5.93	112.96	118.30
1	A	446	ARG	NE-CZ-NH2	-5.92	117.34	120.30
1	D	559	TYR	CB-CG-CD2	-5.92	117.45	121.00
1	D	425	ARG	NE-CZ-NH1	5.91	123.25	120.30
1	C	439	ARG	NE-CZ-NH2	-5.85	117.37	120.30
1	B	626	PHE	CB-CG-CD2	-5.80	116.74	120.80
1	A	166	ARG	NE-CZ-NH1	5.77	123.19	120.30
1	C	917	ARG	NE-CZ-NH1	-5.77	117.41	120.30
1	A	557	ARG	NE-CZ-NH2	-5.71	117.44	120.30
1	C	255	ARG	NE-CZ-NH1	5.66	123.13	120.30
1	A	255	ARG	NE-CZ-NH2	-5.63	117.49	120.30
1	A	288	ARG	NE-CZ-NH2	-5.63	117.49	120.30
1	D	324	GLU	OE1-CD-OE2	-5.63	116.55	123.30
1	B	559	TYR	CB-CG-CD2	-5.60	117.64	121.00
1	C	961	ARG	NE-CZ-NH2	-5.59	117.50	120.30
1	B	428	ASP	CB-CG-OD1	5.59	123.33	118.30
1	C	33	PHE	CB-CG-CD2	-5.56	116.91	120.80
1	D	233	ASP	CB-CG-OD2	-5.52	113.33	118.30
1	C	559	TYR	CD1-CE1-CZ	-5.46	114.88	119.80
1	B	429	ASP	CB-CG-OD2	-5.43	113.41	118.30
1	B	760	ARG	NE-CZ-NH1	-5.43	117.59	120.30
1	B	26	ARG	NE-CZ-NH2	-5.42	117.59	120.30
1	A	996	ASP	CB-CG-OD2	-5.40	113.44	118.30
1	B	917	ARG	NE-CZ-NH2	5.37	122.99	120.30
1	C	984	LEU	CB-CG-CD2	-5.36	101.88	111.00
1	B	1018	LEU	CB-CG-CD2	-5.36	101.89	111.00
1	C	553	TRP	CA-CB-CG	-5.36	103.53	113.70
1	A	588	TYR	CD1-CE1-CZ	-5.34	115.00	119.80
1	C	1013	ARG	NE-CZ-NH2	-5.31	117.64	120.30
1	D	431[A]	ARG	NE-CZ-NH2	-5.28	117.66	120.30
1	D	431[B]	ARG	NE-CZ-NH2	-5.28	117.66	120.30
1	D	37	ARG	NE-CZ-NH1	-5.27	117.67	120.30
1	C	211	ASP	CB-CG-OD2	-5.25	113.57	118.30
1	B	204	ARG	NE-CZ-NH2	-5.24	117.68	120.30
1	B	853	ARG	NE-CZ-NH2	-5.24	117.68	120.30
1	A	1013	ARG	NE-CZ-NH2	-5.24	117.68	120.30
1	C	473[A]	ARG	NE-CZ-NH2	-5.23	117.68	120.30
1	C	473[B]	ARG	NE-CZ-NH2	-5.23	117.68	120.30
1	D	553	TRP	CA-CB-CG	-5.21	103.80	113.70
1	D	909	ARG	NE-CZ-NH1	5.21	122.90	120.30
1	B	663	LEU	CA-CB-CG	5.18	127.22	115.30

*Continued on next page...*

*Continued from previous page...*

Mol	Chain	Res	Type	Atoms	Z	Observed(°)	Ideal(°)
1	B	659	ASP	CB-CG-OD1	5.15	122.94	118.30
1	C	853	ARG	NE-CZ-NH1	5.12	122.86	120.30
1	B	553	TRP	CA-CB-CG	-5.11	103.99	113.70
1	D	671	ASP	CB-CG-OD1	5.10	122.89	118.30
1	B	594	ASP	CB-CG-OD1	5.09	122.88	118.30
1	A	473[A]	ARG	NE-CZ-NH1	5.08	122.84	120.30
1	A	473[B]	ARG	NE-CZ-NH1	5.08	122.84	120.30
1	C	189	LEU	CA-CB-CG	-5.08	103.61	115.30
1	D	572	ASP	CB-CG-OD1	5.08	122.87	118.30
1	D	1013	ARG	NE-CZ-NH1	5.07	122.84	120.30
1	C	626	PHE	CB-CG-CD2	-5.07	117.25	120.80
1	D	557	ARG	NE-CZ-NH2	-5.05	117.78	120.30
1	A	411	ASP	CB-CG-OD2	-5.01	113.79	118.30
1	B	568	TRP	CA-CB-CG	-5.00	104.19	113.70

There are no chirality outliers.

All (1) planarity outliers are listed below:

Mol	Chain	Res	Type	Group
1	B	1022	GLN	Peptide

## 5.2 Too-close contacts

In the following table, the Non-H and H(model) columns list the number of non-hydrogen atoms and hydrogen atoms in the chain respectively. The H(added) column lists the number of hydrogen atoms added and optimized by MolProbity. The Clashes column lists the number of clashes within the asymmetric unit, whereas Symm-Clashes lists symmetry related clashes.

Mol	Chain	Non-H	H(model)	H(added)	Clashes	Symm-Clashes
1	A	8365	0	8028	68	0
1	B	8315	0	7967	67	0
1	C	8342	0	7991	68	0
1	D	8328	0	8000	52	0
2	A	4	0	0	0	0
2	B	3	0	0	0	0
2	C	4	0	0	0	0
2	D	3	0	0	0	0
3	A	4	0	0	0	0
3	B	4	0	0	0	0
3	C	4	0	0	0	0
3	D	4	0	0	0	0

*Continued on next page...*

*Continued from previous page...*

Mol	Chain	Non-H	H(model)	H(added)	Clashes	Symm-Clashes
4	A	1	0	0	0	0
5	A	128	0	192	27	0
5	B	148	0	222	27	0
5	C	148	0	222	26	0
5	D	108	0	162	12	0
6	A	1130	0	0	15	1
6	B	1114	0	0	13	1
6	C	1094	0	0	26	2
6	D	1113	0	0	17	2
All	All	38364	0	32784	278	3

The all-atom clashscore is defined as the number of clashes found per 1000 atoms (including hydrogen atoms). The all-atom clashscore for this structure is 4.

All (278) close contacts within the same asymmetric unit are listed below, sorted by their clash magnitude.

Atom-1	Atom-2	Interatomic distance (Å)	Clash overlap (Å)
1:B:576:ILE:CD1	5:B:1119:DMS:C2	2.07	1.33
1:B:576:ILE:HD12	5:B:1119:DMS:C2	1.65	1.26
1:A:430:PRO:HD3	5:A:3025:DMS:C1	1.69	1.23
1:B:576:ILE:CD1	5:B:1119:DMS:H22	1.77	1.12
1:A:651[B]:LEU:HD21	1:A:667:GLU:HB3	1.33	1.07
1:B:576:ILE:CD1	5:B:1119:DMS:H23	1.83	1.07
5:B:1130:DMS:O	6:B:1518:HOH:O	1.74	1.03
1:A:430:PRO:CD	5:A:3025:DMS:H13	1.91	1.00
1:C:842[B]:TRP:HZ3	6:C:4139:HOH:O	1.45	1.00
1:C:655:MET:HE1	1:C:662:PRO:HB3	1.45	0.99
5:A:3031:DMS:O	6:A:3445:HOH:O	1.83	0.97
1:B:576:ILE:HD12	5:B:1119:DMS:H23	1.39	0.96
5:D:1126:DMS:O	6:D:1550:HOH:O	1.85	0.94
5:C:3030:DMS:O	6:C:3418:HOH:O	1.84	0.94
1:A:430:PRO:HD3	5:A:3025:DMS:H13	0.95	0.92
1:A:618[A]:THR:HG21	6:A:3526:HOH:O	1.71	0.90
1:C:655:MET:CE	1:C:662:PRO:HB3	2.05	0.87
1:C:651:LEU:HD11	1:C:653:HIS:CE1	2.10	0.87
1:B:576:ILE:HD13	5:B:1119:DMS:H22	1.56	0.85
1:B:730:LEU:HD12	1:B:730:LEU:H	1.40	0.85
1:D:174:SER:HB3	5:D:1129:DMS:H21	1.58	0.83
1:D:473[A]:ARG:NH1	1:D:477[A]:SER:OG	2.12	0.83
1:B:576:ILE:HD11	5:B:1119:DMS:C2	2.08	0.82
1:B:618[B]:THR:HG21	1:B:903:GLN:NE2	1.95	0.81

*Continued on next page...*

*Continued from previous page...*

Atom-1	Atom-2	Interatomic distance (Å)	Clash overlap (Å)
1:A:976:LEU:HB2	5:A:3027:DMS:H12	1.61	0.81
5:A:3024:DMS:H12	6:A:3853:HOH:O	1.81	0.80
1:B:576:ILE:HD12	5:B:1119:DMS:H21	1.63	0.80
1:D:618[A]:THR:HG21	6:D:1632:HOH:O	1.80	0.80
1:D:174:SER:HB3	5:D:1129:DMS:C2	2.11	0.79
1:A:431[A]:ARG:HG3	6:A:3934:HOH:O	1.82	0.78
1:B:241[B]:GLU:HG2	1:B:292:ARG:HG2	1.65	0.77
1:C:965[B]:GLN:NE2	1:C:969:GLU:OE2	2.17	0.77
1:B:576:ILE:HD11	5:B:1119:DMS:H23	1.65	0.76
1:C:102:ASN:HD22	5:C:3034:DMS:C1	1.99	0.76
1:C:102:ASN:HB3	5:C:3034:DMS:H12	1.68	0.75
1:C:521:LYS:HE2	6:C:3616:HOH:O	1.87	0.75
1:D:252:ASP:H	5:D:1122:DMS:C1	2.01	0.74
1:D:241[B]:GLU:HG2	1:D:292:ARG:HG2	1.69	0.74
1:C:618[B]:THR:HG21	1:C:903:GLN:NE2	2.03	0.74
1:A:246[B]:MET:SD	1:A:250[B]:LEU:CD1	2.77	0.73
1:D:521:LYS:HE2	6:D:1744:HOH:O	1.87	0.73
5:A:3028:DMS:H22	6:A:3733:HOH:O	1.88	0.73
5:C:3044:DMS:H23	6:C:4167:HOH:O	1.88	0.72
1:C:634:GLN:H	1:C:634:GLN:CD	1.92	0.72
1:D:252:ASP:H	5:D:1122:DMS:H11	1.55	0.72
1:A:246[B]:MET:SD	1:A:250[B]:LEU:HD13	2.30	0.71
1:A:305:ILE:HD11	1:A:645:ARG:HB3	1.72	0.71
1:B:618[B]:THR:HG21	1:B:903:GLN:HE22	1.56	0.71
1:C:618[B]:THR:HG23	6:C:3527:HOH:O	1.90	0.71
1:D:431[B]:ARG:HD2	6:D:1849:HOH:O	1.90	0.71
1:C:739:HIS:HE1	6:C:3144:HOH:O	1.73	0.70
1:B:618[B]:THR:HG23	6:B:1627:HOH:O	1.90	0.69
1:B:976:LEU:HB2	5:B:1127:DMS:H12	1.73	0.69
1:A:651[B]:LEU:HD22	1:A:653[B]:HIS:CE1	2.27	0.69
1:D:135:GLN:C	1:D:136:GLU:HG2	2.12	0.69
1:B:753[A]:ASN:ND2	6:B:1201:HOH:O	2.15	0.69
5:C:3036:DMS:H21	6:C:3832:HOH:O	1.92	0.68
1:C:289:VAL:HG23	5:C:3019:DMS:H22	1.76	0.67
1:A:651[B]:LEU:HD21	1:A:667:GLU:CB	2.18	0.67
1:C:655:MET:HE1	1:C:662:PRO:CB	2.22	0.67
1:C:289:VAL:HG23	5:C:3019:DMS:C2	2.24	0.67
5:A:3026:DMS:H11	6:A:3812:HOH:O	1.96	0.66
1:B:93:HIS:CE1	5:B:1122:DMS:H11	2.31	0.65
1:B:230:ARG:HH12	1:B:241[B]:GLU:CD	1.98	0.65
1:B:47:PRO:O	6:B:2284:HOH:O	2.12	0.65

*Continued on next page...*



*Continued from previous page...*

Atom-1	Atom-2	Interatomic distance (Å)	Clash overlap (Å)
5:C:3029:DMS:C2	6:C:3946:HOH:O	2.45	0.65
1:A:237:ARG:HD2	1:A:296:GLU:OE1	1.97	0.64
5:B:1125:DMS:C1	6:B:1904:HOH:O	2.45	0.64
5:C:3036:DMS:C2	6:C:3832:HOH:O	2.46	0.64
1:B:635:THR:OG1	1:B:681:GLU:OE2	2.09	0.63
1:C:102:ASN:CB	5:C:3034:DMS:H12	2.28	0.63
1:A:431[B]:ARG:HD2	6:A:4049:HOH:O	1.98	0.63
1:A:430:PRO:CD	5:A:3025:DMS:C1	2.61	0.63
1:D:473[A]:ARG:NE	6:D:2019:HOH:O	2.13	0.62
1:A:976:LEU:HB2	5:A:3027:DMS:C1	2.27	0.62
5:C:3029:DMS:H21	6:C:3946:HOH:O	1.99	0.61
5:B:1125:DMS:H12	6:B:1904:HOH:O	2.00	0.61
1:C:965[B]:GLN:HE21	1:C:969:GLU:CD	2.04	0.61
1:D:687:GLN:HB3	6:D:2308:HOH:O	2.00	0.61
1:C:241[B]:GLU:HG2	1:C:292:ARG:HG2	1.81	0.61
1:A:817:GLN:NE2	6:A:3552:HOH:O	2.33	0.61
5:A:3026:DMS:C1	6:A:3812:HOH:O	2.46	0.61
1:C:739:HIS:CE1	6:C:3144:HOH:O	2.51	0.60
1:C:102:ASN:HD22	5:C:3034:DMS:H12	1.65	0.60
1:A:521:LYS:HE2	6:A:3635:HOH:O	2.02	0.60
1:C:367:MET:HE2	1:C:372[A]:MET:HG3	1.83	0.60
5:A:3025:DMS:H21	6:D:2069:HOH:O	2.02	0.59
1:B:84:VAL:HB	5:B:1122:DMS:H11	1.84	0.59
1:D:804:ASN:OD1	1:D:809:ARG:NH2	2.22	0.59
1:A:251:ARG:HH11	5:A:3024:DMS:C2	2.16	0.59
1:C:699:ARG:NH1	6:C:4158:HOH:O	2.35	0.59
1:D:755:ARG:HH11	1:D:755:ARG:HG3	1.67	0.58
1:A:246[B]:MET:SD	1:A:250[B]:LEU:HD12	2.43	0.58
1:C:646[B]:HIS:NE2	1:C:671:ASP:OD1	2.29	0.58
1:D:521:LYS:CE	6:D:1744:HOH:O	2.49	0.58
1:D:251:ARG:HA	5:D:1122:DMS:H12	1.85	0.58
1:B:976:LEU:HD12	5:B:1127:DMS:H12	1.86	0.58
1:A:653[B]:HIS:CD2	1:A:667:GLU:HG2	2.39	0.57
1:B:730:LEU:HD12	1:B:730:LEU:N	2.17	0.57
1:A:397:LEU:HD11	5:A:3041:DMS:H23	1.87	0.57
1:B:618[B]:THR:HG22	6:B:1618:HOH:O	2.03	0.56
1:D:112:PRO:HG3	1:D:431[B]:ARG:HH22	1.70	0.56
1:B:820:ALA:HB2	1:B:842[B]:TRP:CH2	2.41	0.56
1:C:778[A]:THR:HG21	6:C:3984:HOH:O	2.05	0.56
1:B:230:ARG:NH1	1:B:241[B]:GLU:CD	2.59	0.56
1:D:102:ASN:HD22	5:D:1101:DMS:C1	2.18	0.56

*Continued on next page...*

*Continued from previous page...*

Atom-1	Atom-2	Interatomic distance (Å)	Clash overlap (Å)
1:B:731:PRO:O	1:B:732:ALA:HB3	2.06	0.56
5:A:3025:DMS:H12	6:A:4195:HOH:O	2.06	0.55
1:A:651[B]:LEU:CD2	1:A:667:GLU:HB3	2.23	0.55
1:B:84:VAL:HG12	5:B:1122:DMS:H12	1.88	0.55
1:B:356:ARG:HD2	1:B:379[B]:MET:CE	2.38	0.54
1:C:49:GLN:CG	6:C:3134:HOH:O	2.55	0.54
1:D:634:GLN:HG3	1:D:682:LEU:O	2.07	0.54
1:C:49:GLN:HG2	6:C:3134:HOH:O	2.08	0.54
1:C:618[B]:THR:HG22	6:C:3518:HOH:O	2.07	0.54
5:D:1129:DMS:H21	6:D:2311:HOH:O	2.06	0.53
1:C:372[B]:MET:HE1	1:C:397:LEU:HB3	1.89	0.53
1:B:9:VAL:HG22	1:C:9:VAL:HG22	1.89	0.53
1:A:885[A]:ASN:OD1	6:A:3612:HOH:O	2.17	0.53
1:C:651:LEU:CD1	1:C:653:HIS:ND1	2.71	0.53
1:C:651:LEU:C	1:C:651:LEU:HD12	2.29	0.53
1:B:127:PHE:CE1	1:B:184:LEU:HG	2.43	0.53
1:C:230[B]:ARG:NH1	1:C:241[B]:GLU:CD	2.62	0.52
1:C:521:LYS:CE	6:C:3616:HOH:O	2.52	0.52
1:C:431[A]:ARG:HD2	6:C:3947:HOH:O	2.09	0.52
1:A:397:LEU:HD11	5:A:3041:DMS:C2	2.39	0.52
1:B:820:ALA:HB2	1:B:842[B]:TRP:CZ2	2.44	0.52
1:A:866:ILE:O	1:A:1017:GLN:HG2	2.09	0.52
1:B:250:LEU:HD23	6:B:2140:HOH:O	2.09	0.52
1:C:651:LEU:HD11	1:C:653:HIS:ND1	2.25	0.52
1:D:377:LEU:HD22	1:D:708:TRP:HA	1.91	0.52
5:C:3032:DMS:H21	6:C:4030:HOH:O	2.10	0.51
1:D:778[B]:THR:HG21	6:D:2095:HOH:O	2.09	0.51
1:B:730:LEU:H	1:B:730:LEU:CD1	2.16	0.51
1:C:102:ASN:ND2	5:C:3034:DMS:C1	2.72	0.51
1:C:252:ASP:OD1	5:C:3023:DMS:H21	2.11	0.51
1:D:701[B]:VAL:HG12	1:D:714:ILE:HG12	1.93	0.51
1:D:252:ASP:H	5:D:1122:DMS:H12	1.76	0.51
1:B:102:ASN:HD22	5:B:1132:DMS:C1	2.23	0.51
5:A:3025:DMS:C1	6:A:4195:HOH:O	2.59	0.51
5:C:3015:DMS:H11	6:C:3142:HOH:O	2.11	0.51
1:B:93:HIS:ND1	5:B:1122:DMS:H11	2.26	0.51
1:A:820:ALA:HB2	1:A:842[B]:TRP:CH2	2.46	0.51
1:C:618[B]:THR:HG21	1:C:903:GLN:HE22	1.76	0.50
1:D:88:SER:HA	1:D:366:VAL:HG21	1.93	0.50
1:A:102:ASN:HB3	5:A:3038:DMS:H21	1.92	0.50
1:A:127:PHE:CE1	1:A:184:LEU:HG	2.46	0.50

*Continued on next page...*

*Continued from previous page...*

Atom-1	Atom-2	Interatomic distance (Å)	Clash overlap (Å)
1:B:93:HIS:CG	5:B:1122:DMS:H13	2.46	0.50
5:A:3025:DMS:C2	6:D:2069:HOH:O	2.59	0.50
1:C:372[B]:MET:HE3	1:C:397:LEU:HD23	1.94	0.50
1:B:778[B]:THR:HG21	6:B:2204:HOH:O	2.10	0.50
1:A:54:LEU:HD11	1:A:214[B]:LEU:HG	1.92	0.49
1:C:102:ASN:ND2	5:C:3034:DMS:H12	2.27	0.49
1:C:102:ASN:HD22	5:C:3034:DMS:H11	1.76	0.49
1:B:976:LEU:HB2	5:B:1127:DMS:C1	2.42	0.49
1:B:181:GLU:OE2	6:B:2150:HOH:O	2.20	0.49
1:D:102:ASN:HB3	5:D:1101:DMS:H13	1.95	0.49
1:A:102:ASN:ND2	1:A:102:ASN:C	2.66	0.49
1:C:127:PHE:CE1	1:C:184:LEU:HG	2.48	0.49
1:A:372[B]:MET:HE1	1:A:397:LEU:HB3	1.93	0.49
1:A:102:ASN:HD22	1:A:102:ASN:C	2.17	0.49
1:A:387:VAL:HG22	6:A:4168:HOH:O	2.13	0.48
1:A:430:PRO:HD3	5:A:3025:DMS:H11	1.82	0.48
1:D:618[A]:THR:HG22	1:D:912:ALA:HB1	1.95	0.48
1:B:356:ARG:HD2	1:B:379[B]:MET:HE3	1.95	0.48
1:B:576:ILE:HD11	5:B:1119:DMS:H22	1.79	0.48
1:C:651:LEU:CD1	1:C:653:HIS:CE1	2.90	0.47
1:D:11:LEU:HD21	1:D:67:GLU:HA	1.94	0.47
5:C:3015:DMS:C1	6:C:3142:HOH:O	2.62	0.47
1:A:580:GLU:HG2	1:A:580:GLU:H	1.40	0.47
1:B:102:ASN:HB3	5:B:1132:DMS:H13	1.95	0.47
1:B:93:HIS:CD2	5:B:1122:DMS:H23	2.50	0.47
1:A:595:THR:HA	1:A:596:PRO:C	2.34	0.47
1:D:241[A]:GLU:OE1	1:D:292:ARG:NE	2.43	0.47
1:B:127:PHE:HE1	1:B:184:LEU:HG	1.79	0.47
1:D:887:GLN:NE2	1:D:980:GLU:O	2.45	0.47
1:B:646[B]:HIS:NE2	1:B:671:ASP:OD1	2.40	0.47
1:A:356:ARG:HD2	1:A:379[B]:MET:HE1	1.97	0.46
1:A:356:ARG:HD2	1:A:379[B]:MET:CE	2.45	0.46
1:D:737:ILE:HD12	1:D:738:PRO:O	2.15	0.46
1:C:634:GLN:NE2	1:C:681:GLU:OE2	2.49	0.46
1:B:634:GLN:HG3	1:B:682:LEU:O	2.15	0.46
1:D:549:PHE:CE2	1:D:620:ALA:HA	2.50	0.46
1:A:618[A]:THR:HG22	1:A:912:ALA:HB1	1.97	0.46
1:B:651:LEU:HD11	1:B:667:GLU:OE1	2.16	0.46
1:C:289:VAL:CG2	5:C:3019:DMS:H21	2.46	0.46
1:C:473[B]:ARG:NH2	6:C:3174:HOH:O	2.48	0.45
1:B:962:TYR:OH	5:B:1127:DMS:C1	2.65	0.45

*Continued on next page...*

*Continued from previous page...*

Atom-1	Atom-2	Interatomic distance (Å)	Clash overlap (Å)
1:C:47:PRO:HA	5:C:3029:DMS:C2	2.45	0.45
5:C:3023:DMS:H21	6:C:3849:HOH:O	2.17	0.45
1:B:731:PRO:O	1:B:732:ALA:CB	2.65	0.45
1:A:984:LEU:HD21	1:A:986[B]:ILE:HD13	1.97	0.45
5:B:1125:DMS:H11	6:B:1904:HOH:O	2.11	0.45
1:C:230[B]:ARG:HH12	1:C:241[B]:GLU:CD	2.20	0.45
1:B:437[B]:SER:OG	1:C:433:LEU:HD23	2.16	0.45
1:C:634:GLN:N	1:C:634:GLN:CD	2.66	0.45
1:B:157:ARG:HD3	6:B:2109:HOH:O	2.16	0.45
1:A:820:ALA:HB2	1:A:842[B]:TRP:CZ2	2.52	0.45
1:D:434:PRO:HB2	6:D:2150:HOH:O	2.17	0.45
1:C:26:ARG:NH2	1:C:438[A]:GLU:OE1	2.49	0.45
1:A:437[B]:SER:OG	1:D:433:LEU:HD23	2.17	0.45
1:B:499:ILE:HG22	1:B:501:PRO:HD3	1.99	0.45
1:C:306:PRO:HD2	5:C:3032:DMS:H21	1.99	0.44
1:C:830:LEU:CD2	1:D:830:LEU:HD21	2.47	0.44
1:A:147:ASN:HA	1:A:148:SER:HA	1.66	0.44
1:B:755:ARG:NH1	6:B:1203:HOH:O	2.49	0.44
1:A:653[B]:HIS:NE2	1:A:667:GLU:HG2	2.31	0.44
1:D:431[A]:ARG:HG3	6:D:2061:HOH:O	2.18	0.44
1:D:890:GLN:HE21	1:D:892:ALA:HB2	1.83	0.44
1:A:93:HIS:CG	5:A:3023:DMS:H11	2.52	0.44
1:A:434:PRO:HB3	1:D:434:PRO:HB3	2.00	0.44
1:B:377:LEU:HD22	1:B:708:TRP:HA	2.00	0.44
1:C:88:SER:HA	1:C:366:VAL:HG21	1.99	0.44
1:B:93:HIS:CD2	5:B:1122:DMS:C2	3.01	0.43
1:D:400:THR:OG1	6:D:2313:HOH:O	1.64	0.43
1:B:545:SER:O	1:B:909:ARG:HD3	2.19	0.43
1:C:54:LEU:HD11	1:C:214[B]:LEU:HG	2.00	0.43
1:C:655:MET:HE2	1:C:662:PRO:HB3	1.93	0.43
1:A:88:SER:HA	1:A:366:VAL:HG21	2.00	0.43
1:D:745[B]:MET:HG2	6:D:1205:HOH:O	2.17	0.43
1:A:93:HIS:CE1	5:A:3023:DMS:H12	2.53	0.43
1:D:237:ARG:HG2	1:D:296:GLU:OE1	2.19	0.43
1:C:890:GLN:HG2	1:C:891:VAL:N	2.33	0.43
1:A:372[B]:MET:CE	1:A:397:LEU:HD23	2.48	0.43
1:A:630:ARG:HH11	1:A:630:ARG:CB	2.31	0.43
1:A:763:GLY:HA3	1:A:822:LEU:HD13	2.00	0.43
1:D:653:HIS:HB2	1:D:699:ARG:HG2	1.99	0.43
1:A:241[A]:GLU:OE2	1:A:292:ARG:NE	2.48	0.43
1:B:147:ASN:HA	1:B:148:SER:HA	1.71	0.43

*Continued on next page...*

*Continued from previous page...*

Atom-1	Atom-2	Interatomic distance (Å)	Clash overlap (Å)
1:D:699:ARG:NH2	6:D:2126:HOH:O	2.51	0.43
1:A:241[B]:GLU:HG3	1:A:290:THR:CG2	2.48	0.43
1:D:499:ILE:HG22	1:D:501:PRO:HD3	2.01	0.43
1:C:855:THR:HG23	6:C:3923:HOH:O	2.19	0.42
1:A:251:ARG:HH11	5:A:3024:DMS:H21	1.83	0.42
1:B:756:TRP:CD1	1:B:768[B]:MET:SD	3.12	0.42
1:C:770:ILE:O	1:C:773:LYS:HE3	2.20	0.42
1:A:377:LEU:HD22	1:A:708:TRP:HA	2.01	0.42
1:D:768[B]:MET:SD	1:D:775:GLN:HG3	2.59	0.42
1:A:457:SER:HA	1:A:485:GLN:O	2.19	0.42
1:A:630:ARG:HB3	1:A:630:ARG:HH11	1.83	0.42
1:D:595[A]:THR:HA	1:D:596:PRO:C	2.39	0.42
1:B:806:TRP:HA	1:B:809[A]:ARG:HD2	2.01	0.42
5:A:3025:DMS:C1	1:D:474:TRP:HZ2	2.32	0.42
1:D:174:SER:HB3	5:D:1129:DMS:H23	2.00	0.42
1:A:93:HIS:ND1	5:A:3023:DMS:H12	2.35	0.42
1:B:768[B]:MET:HE1	1:B:1020:TRP:CH2	2.55	0.42
1:D:251:ARG:CA	5:D:1122:DMS:H12	2.48	0.42
1:A:372[B]:MET:HE3	1:A:397:LEU:HD23	2.02	0.42
1:D:1022:GLN:O	1:D:1023:LYS:HD2	2.20	0.42
1:C:655:MET:CE	1:C:662:PRO:CB	2.86	0.41
1:C:687:GLN:HG3	1:C:688:PRO:HD2	2.02	0.41
1:C:730:LEU:HG	1:C:730:LEU:H	1.20	0.41
1:A:240:LEU:C	1:A:240:LEU:HD23	2.40	0.41
1:A:663:LEU:HB3	1:A:686:PRO:HG3	2.02	0.41
1:B:741:THR:HB	1:B:748[B]:CYS:HB3	2.03	0.41
1:A:778:THR:HG23	1:A:887:GLN:OE1	2.20	0.41
1:C:655:MET:SD	1:C:665:SER:HB3	2.61	0.41
1:D:615:PRO:O	1:D:618[B]:THR:HG22	2.21	0.41
1:B:16:TRP:CG	1:B:189:LEU:HD13	2.55	0.41
5:A:3023:DMS:H13	6:A:3654:HOH:O	2.19	0.41
5:C:3039:DMS:C2	6:C:3656:HOH:O	2.68	0.41
1:C:289:VAL:CG2	5:C:3019:DMS:C2	2.96	0.40
1:D:699:ARG:NH1	6:D:2295:HOH:O	2.52	0.40
1:C:246[B]:MET:SD	1:C:250:LEU:HD23	2.61	0.40
5:C:3029:DMS:H23	6:C:3946:HOH:O	2.12	0.40
1:C:147:ASN:HA	1:C:148:SER:HA	1.77	0.40
1:A:976:LEU:HD12	5:A:3027:DMS:H12	2.03	0.40
1:B:359:HIS:CD2	1:B:573:GLN:HA	2.57	0.40
1:C:427:THR:HG21	1:C:462:SER:HB3	2.03	0.40
1:B:651:LEU:C	1:B:651:LEU:HD23	2.41	0.40

*Continued on next page...*

Continued from previous page...

Atom-1	Atom-2	Interatomic distance (Å)	Clash overlap (Å)
1:B:457:SER:HA	1:B:485:GLN:O	2.22	0.40
1:D:246[B]:MET:SD	1:D:250:LEU:HD23	2.62	0.40
1:A:577:LYS:HE3	1:A:577:LYS:HB3	1.96	0.40
1:A:696:LEU:HB2	1:A:722:LEU:HD11	2.02	0.40
1:C:356:ARG:HD2	1:C:379[B]:MET:HE3	2.04	0.40
1:B:885[A]:ASN:ND2	1:B:983:TRP:HZ3	2.18	0.40

All (3) symmetry-related close contacts are listed below. The label for Atom-2 includes the symmetry operator and encoded unit-cell translations to be applied.

Atom-1	Atom-2	Interatomic distance (Å)	Clash overlap (Å)
6:B:1256:HOH:O	6:C:3103:HOH:O[4_455]	1.79	0.41
6:A:3193:HOH:O	6:D:1263:HOH:O[4_545]	2.03	0.17
6:C:3129:HOH:O	6:D:1243:HOH:O[2_554]	2.11	0.09

## 5.3 Torsion angles ⓘ

### 5.3.1 Protein backbone ⓘ

In the following table, the Percentiles column shows the percent Ramachandran outliers of the chain as a percentile score with respect to all X-ray entries followed by that with respect to entries of similar resolution.

The Analysed column shows the number of residues for which the backbone conformation was analysed, and the total number of residues.

Mol	Chain	Analysed	Favoured	Allowed	Outliers	Percentiles	
1	A	1047/1023 (102%)	1019 (97%)	28 (3%)	0	100	100
1	B	1041/1023 (102%)	1011 (97%)	29 (3%)	1 (0%)	56	31
1	C	1043/1023 (102%)	1014 (97%)	29 (3%)	0	100	100
1	D	1045/1023 (102%)	1022 (98%)	23 (2%)	0	100	100
All	All	4176/4092 (102%)	4066 (97%)	109 (3%)	1 (0%)	100	100

All (1) Ramachandran outliers are listed below:

Mol	Chain	Res	Type
1	B	732	ALA

### 5.3.2 Protein sidechains ⓘ

In the following table, the Percentiles column shows the percent sidechain outliers of the chain as a percentile score with respect to all X-ray entries followed by that with respect to entries of similar resolution.

The Analysed column shows the number of residues for which the sidechain conformation was analysed, and the total number of residues.

Mol	Chain	Analysed	Rotameric	Outliers	Percentiles	
1	A	902/874 (103%)	883 (98%)	19 (2%)	61	33
1	B	896/874 (102%)	883 (98%)	13 (2%)	72	50
1	C	898/874 (103%)	878 (98%)	20 (2%)	60	31
1	D	900/874 (103%)	888 (99%)	12 (1%)	76	56
All	All	3596/3496 (103%)	3532 (98%)	64 (2%)	66	41

All (64) residues with a non-rotameric sidechain are listed below:

Mol	Chain	Res	Type
1	A	11	LEU
1	A	102	ASN
1	A	250[A]	LEU
1	A	250[B]	LEU
1	A	333	ARG
1	A	344	LEU
1	A	438[A]	GLU
1	A	438[B]	GLU
1	A	535	LEU
1	A	546	LEU
1	A	580	GLU
1	A	630	ARG
1	A	671	ASP
1	A	737	ILE
1	A	773	LYS
1	A	797	GLU
1	A	817	GLN
1	A	885[A]	ASN
1	A	885[B]	ASN
1	B	11	LEU
1	B	71	GLU
1	B	80	GLU
1	B	333	ARG
1	B	344	LEU

*Continued on next page...*

*Continued from previous page...*

Mol	Chain	Res	Type
1	B	535	LEU
1	B	546	LEU
1	B	699	ARG
1	B	730	LEU
1	B	737	ILE
1	B	799	THR
1	B	1018	LEU
1	B	1023	LYS
1	C	71	GLU
1	C	80	GLU
1	C	135	GLN
1	C	262	GLN
1	C	333	ARG
1	C	344	LEU
1	C	527	PRO
1	C	535	LEU
1	C	546	LEU
1	C	630	ARG
1	C	634	GLN
1	C	653	HIS
1	C	681	GLU
1	C	685	LEU
1	C	687	GLN
1	C	730	LEU
1	C	737	ILE
1	C	745	MET
1	C	910	LEU
1	C	1023	LYS
1	D	11	LEU
1	D	71	GLU
1	D	80	GLU
1	D	333	ARG
1	D	344	LEU
1	D	663	LEU
1	D	685	LEU
1	D	735	HIS
1	D	737	ILE
1	D	845	GLN
1	D	907	PRO
1	D	1022	GLN

Some sidechains can be flipped to improve hydrogen bonding and reduce clashes. All (9) such sidechains are listed below:



Mol	Chain	Res	Type
1	A	817	GLN
1	A	844	HIS
1	B	102	ASN
1	B	775	GLN
1	C	102	ASN
1	C	135	GLN
1	C	634	GLN
1	C	739	HIS
1	D	102	ASN

### 5.3.3 RNA ⓘ

There are no RNA molecules in this entry.

## 5.4 Non-standard residues in protein, DNA, RNA chains ⓘ

4 non-standard protein/DNA/RNA residues are modelled in this entry.

In the following table, the Counts columns list the number of bonds (or angles) for which Mogul statistics could be retrieved, the number of bonds (or angles) that are observed in the model and the number of bonds (or angles) that are defined in the chemical component dictionary. The Link column lists molecule types, if any, to which the group is linked. The Z score for a bond length (or angle) is the number of standard deviations the observed value is removed from the expected value. A bond length (or angle) with  $|Z| > 2$  is considered an outlier worth inspection. RMSZ is the root-mean-square of all Z scores of the bond lengths (or angles).

Mol	Type	Chain	Res	Link	Bond lengths			Bond angles		
					Counts	RMSZ	$\# Z  > 2$	Counts	RMSZ	$\# Z  > 2$
1	CSD	A	247	1	3,7,8	0.87	0	3,8,10	2.09	1 (33%)
1	CSD	B	247	1	3,7,8	0.98	0	3,8,10	1.00	0
1	CSD	C	247	1	3,7,8	1.18	0	3,8,10	1.16	0
1	CSD	D	247	1	3,7,8	0.98	0	3,8,10	1.36	1 (33%)

In the following table, the Chirals column lists the number of chiral outliers, the number of chiral centers analysed, the number of these observed in the model and the number defined in the chemical component dictionary. Similar counts are reported in the Torsion and Rings columns. '-' means no outliers of that kind were identified.

Mol	Type	Chain	Res	Link	Chirals	Torsions	Rings
1	CSD	A	247	1	-	1/2/6/8	0/0/0/0
1	CSD	B	247	1	-	1/2/6/8	0/0/0/0
1	CSD	C	247	1	-	1/2/6/8	0/0/0/0
1	CSD	D	247	1	-	1/2/6/8	0/0/0/0

There are no bond length outliers.

All (2) bond angle outliers are listed below:

Mol	Chain	Res	Type	Atoms	Z	Observed(°)	Ideal(°)
1	A	247	CSD	OD1-SG-CB	-3.21	100.06	105.40
1	D	247	CSD	OD1-SG-CB	-2.08	101.93	105.40

There are no chirality outliers.

All (4) torsion outliers are listed below:

Mol	Chain	Res	Type	Atoms
1	B	247	CSD	CA-CB-SG-OD1
1	A	247	CSD	CA-CB-SG-OD1
1	D	247	CSD	CA-CB-SG-OD1
1	C	247	CSD	CA-CB-SG-OD1

There are no ring outliers.

No monomer is involved in short contacts.

## 5.5 Carbohydrates [i](#)

There are no carbohydrates in this entry.

## 5.6 Ligand geometry [i](#)

Of 164 ligands modelled in this entry, 31 are monoatomic - leaving 133 for Mogul analysis.

In the following table, the Counts columns list the number of bonds (or angles) for which Mogul statistics could be retrieved, the number of bonds (or angles) that are observed in the model and the number of bonds (or angles) that are defined in the chemical component dictionary. The Link column lists molecule types, if any, to which the group is linked. The Z score for a bond length (or angle) is the number of standard deviations the observed value is removed from the expected value. A bond length (or angle) with  $|Z| > 2$  is considered an outlier worth inspection. RMSZ is the root-mean-square of all Z scores of the bond lengths (or angles).

Mol	Type	Chain	Res	Link	Bond lengths			Bond angles		
					Counts	RMSZ	$\# Z  > 2$	Counts	RMSZ	$\# Z  > 2$
5	DMS	A	3010	-	3,3,3	0.50	0	3,3,3	0.37	0
5	DMS	A	3011	-	3,3,3	0.51	0	3,3,3	0.45	0
5	DMS	A	3012	-	3,3,3	0.50	0	3,3,3	0.44	0
5	DMS	A	3013	-	3,3,3	0.50	0	3,3,3	0.44	0
5	DMS	A	3014	-	3,3,3	0.50	0	3,3,3	0.43	0

Mol	Type	Chain	Res	Link	Bond lengths			Bond angles		
					Counts	RMSZ	# Z  > 2	Counts	RMSZ	# Z  > 2
5	DMS	A	3015	-	3,3,3	0.51	0	3,3,3	0.45	0
5	DMS	A	3016	-	3,3,3	0.51	0	3,3,3	0.43	0
5	DMS	A	3017	-	3,3,3	0.51	0	3,3,3	0.45	0
5	DMS	A	3018	-	3,3,3	0.51	0	3,3,3	0.46	0
5	DMS	A	3019	-	3,3,3	0.50	0	3,3,3	0.46	0
5	DMS	A	3020	-	3,3,3	0.51	0	3,3,3	0.44	0
5	DMS	A	3021	-	3,3,3	0.51	0	3,3,3	0.46	0
5	DMS	A	3022	-	3,3,3	0.50	0	3,3,3	0.46	0
5	DMS	A	3023	-	3,3,3	0.51	0	3,3,3	0.48	0
5	DMS	A	3024	-	3,3,3	0.51	0	3,3,3	0.47	0
5	DMS	A	3025	-	3,3,3	0.51	0	3,3,3	0.45	0
5	DMS	A	3026	-	3,3,3	0.51	0	3,3,3	0.45	0
5	DMS	A	3027	-	3,3,3	0.50	0	3,3,3	0.47	0
5	DMS	A	3028	-	3,3,3	0.51	0	3,3,3	0.46	0
5	DMS	A	3029	-	3,3,3	0.50	0	3,3,3	0.43	0
5	DMS	A	3030	-	3,3,3	0.51	0	3,3,3	0.46	0
5	DMS	A	3031	-	3,3,3	0.50	0	3,3,3	0.45	0
5	DMS	A	3032	-	3,3,3	0.51	0	3,3,3	0.44	0
5	DMS	A	3033	-	3,3,3	0.51	0	3,3,3	0.45	0
5	DMS	A	3034	-	3,3,3	0.50	0	3,3,3	0.46	0
5	DMS	A	3035	-	3,3,3	0.50	0	3,3,3	0.46	0
5	DMS	A	3036	-	3,3,3	0.51	0	3,3,3	0.47	0
5	DMS	A	3037	-	3,3,3	0.51	0	3,3,3	0.46	0
5	DMS	A	3038	-	3,3,3	0.51	0	3,3,3	0.45	0
5	DMS	A	3039	-	3,3,3	0.51	0	3,3,3	0.46	0
5	DMS	A	3040	-	3,3,3	0.51	0	3,3,3	0.46	0
5	DMS	A	3041	-	3,3,3	0.51	0	3,3,3	0.46	0
5	DMS	B	1101	-	3,3,3	0.50	0	3,3,3	0.46	0
5	DMS	B	1102	-	3,3,3	0.50	0	3,3,3	0.45	0
5	DMS	B	1103	-	3,3,3	0.51	0	3,3,3	0.46	0
5	DMS	B	1111	-	3,3,3	0.50	0	3,3,3	0.44	0
5	DMS	B	1112	-	3,3,3	0.50	0	3,3,3	0.45	0
5	DMS	B	1113	-	3,3,3	0.50	0	3,3,3	0.42	0
5	DMS	B	1114	-	3,3,3	0.50	0	3,3,3	0.43	0
5	DMS	B	1115	-	3,3,3	0.51	0	3,3,3	0.43	0
5	DMS	B	1116	-	3,3,3	0.51	0	3,3,3	0.45	0
5	DMS	B	1117	-	3,3,3	0.51	0	3,3,3	0.47	0
5	DMS	B	1118	-	3,3,3	0.50	0	3,3,3	0.46	0
5	DMS	B	1119	-	3,3,3	0.51	0	3,3,3	0.44	0
5	DMS	B	1120	-	3,3,3	0.50	0	3,3,3	0.46	0
5	DMS	B	1121	-	3,3,3	0.51	0	3,3,3	0.46	0
5	DMS	B	1122	-	3,3,3	0.51	0	3,3,3	0.49	0
5	DMS	B	1123	-	3,3,3	0.50	0	3,3,3	0.46	0

Mol	Type	Chain	Res	Link	Bond lengths			Bond angles		
					Counts	RMSZ	# Z  > 2	Counts	RMSZ	# Z  > 2
5	DMS	B	1124	-	3,3,3	0.50	0	3,3,3	0.45	0
5	DMS	B	1125	-	3,3,3	0.50	0	3,3,3	0.47	0
5	DMS	B	1126	-	3,3,3	0.51	0	3,3,3	0.46	0
5	DMS	B	1127	-	3,3,3	0.51	0	3,3,3	0.46	0
5	DMS	B	1128	-	3,3,3	0.51	0	3,3,3	0.46	0
5	DMS	B	1129	-	3,3,3	0.50	0	3,3,3	0.47	0
5	DMS	B	1130	-	3,3,3	0.50	0	3,3,3	0.45	0
5	DMS	B	1131	-	3,3,3	0.50	0	3,3,3	0.44	0
5	DMS	B	1132	-	3,3,3	0.51	0	3,3,3	0.44	0
5	DMS	B	1133	-	3,3,3	0.51	0	3,3,3	0.44	0
5	DMS	B	1134	-	3,3,3	0.50	0	3,3,3	0.44	0
5	DMS	B	1135	-	3,3,3	0.51	0	3,3,3	0.46	0
5	DMS	B	1136	-	3,3,3	0.50	0	3,3,3	0.45	0
5	DMS	B	1137	-	3,3,3	0.51	0	3,3,3	0.45	0
5	DMS	B	1138	-	3,3,3	0.51	0	3,3,3	0.46	0
5	DMS	B	1139	-	3,3,3	0.50	0	3,3,3	0.45	0
5	DMS	B	1140	-	3,3,3	0.51	0	3,3,3	0.45	0
5	DMS	B	1141	-	3,3,3	0.50	0	3,3,3	0.45	0
5	DMS	B	1142	-	3,3,3	0.50	0	3,3,3	0.45	0
5	DMS	B	1143	-	3,3,3	0.50	0	3,3,3	0.46	0
5	DMS	B	1144	-	3,3,3	0.50	0	3,3,3	0.46	0
5	DMS	C	3009	-	3,3,3	0.50	0	3,3,3	0.42	0
5	DMS	C	3010	-	3,3,3	0.50	0	3,3,3	0.43	0
5	DMS	C	3011	-	3,3,3	0.50	0	3,3,3	0.43	0
5	DMS	C	3012	-	3,3,3	0.50	0	3,3,3	0.43	0
5	DMS	C	3013	-	3,3,3	0.51	0	3,3,3	0.43	0
5	DMS	C	3014	-	3,3,3	0.51	0	3,3,3	0.46	0
5	DMS	C	3015	-	3,3,3	0.51	0	3,3,3	0.45	0
5	DMS	C	3016	-	3,3,3	0.51	0	3,3,3	0.45	0
5	DMS	C	3017	-	3,3,3	0.50	0	3,3,3	0.46	0
5	DMS	C	3018	-	3,3,3	0.50	0	3,3,3	0.44	0
5	DMS	C	3019	-	3,3,3	0.50	0	3,3,3	0.46	0
5	DMS	C	3020	-	3,3,3	0.50	0	3,3,3	0.45	0
5	DMS	C	3021	-	3,3,3	0.51	0	3,3,3	0.46	0
5	DMS	C	3022	-	3,3,3	0.50	0	3,3,3	0.45	0
5	DMS	C	3023	-	3,3,3	0.51	0	3,3,3	0.46	0
5	DMS	C	3024	-	3,3,3	0.50	0	3,3,3	0.46	0
5	DMS	C	3025	-	3,3,3	0.51	0	3,3,3	0.45	0
5	DMS	C	3026	-	3,3,3	0.51	0	3,3,3	0.45	0
5	DMS	C	3027	-	3,3,3	0.50	0	3,3,3	0.45	0
5	DMS	C	3028	-	3,3,3	0.51	0	3,3,3	0.46	0
5	DMS	C	3029	-	3,3,3	0.51	0	3,3,3	0.42	0
5	DMS	C	3030	-	3,3,3	0.50	0	3,3,3	0.44	0

Mol	Type	Chain	Res	Link	Bond lengths			Bond angles		
					Counts	RMSZ	# Z  > 2	Counts	RMSZ	# Z  > 2
5	DMS	C	3031	-	3,3,3	0.50	0	3,3,3	0.45	0
5	DMS	C	3032	-	3,3,3	0.51	0	3,3,3	0.45	0
5	DMS	C	3033	-	3,3,3	0.51	0	3,3,3	0.46	0
5	DMS	C	3034	-	3,3,3	0.51	0	3,3,3	0.44	0
5	DMS	C	3035	-	3,3,3	0.50	0	3,3,3	0.46	0
5	DMS	C	3036	-	3,3,3	0.50	0	3,3,3	0.45	0
5	DMS	C	3037	-	3,3,3	0.50	0	3,3,3	0.46	0
5	DMS	C	3038	-	3,3,3	0.51	0	3,3,3	0.45	0
5	DMS	C	3039	-	3,3,3	0.50	0	3,3,3	0.45	0
5	DMS	C	3040	-	3,3,3	0.51	0	3,3,3	0.46	0
5	DMS	C	3041	-	3,3,3	0.51	0	3,3,3	0.46	0
5	DMS	C	3042	-	3,3,3	0.50	0	3,3,3	0.46	0
5	DMS	C	3043	-	3,3,3	0.50	0	3,3,3	0.46	0
5	DMS	C	3044	-	3,3,3	0.51	0	3,3,3	0.45	0
5	DMS	C	3045	-	3,3,3	0.51	0	3,3,3	0.46	0
5	DMS	D	1101	-	3,3,3	0.50	0	3,3,3	0.44	0
5	DMS	D	1109	-	3,3,3	0.50	0	3,3,3	0.41	0
5	DMS	D	1110	-	3,3,3	0.51	0	3,3,3	0.42	0
5	DMS	D	1111	-	3,3,3	0.51	0	3,3,3	0.44	0
5	DMS	D	1112[A]	-	3,3,3	0.51	0	3,3,3	0.47	0
5	DMS	D	1112[B]	-	3,3,3	0.50	0	3,3,3	0.45	0
5	DMS	D	1113	-	3,3,3	0.51	0	3,3,3	0.43	0
5	DMS	D	1114	-	3,3,3	0.50	0	3,3,3	0.42	0
5	DMS	D	1115	-	3,3,3	0.50	0	3,3,3	0.46	0
5	DMS	D	1116	-	3,3,3	0.50	0	3,3,3	0.45	0
5	DMS	D	1117	-	3,3,3	0.51	0	3,3,3	0.45	0
5	DMS	D	1118	-	3,3,3	0.51	0	3,3,3	0.46	0
5	DMS	D	1119	-	3,3,3	0.50	0	3,3,3	0.44	0
5	DMS	D	1120	-	3,3,3	0.51	0	3,3,3	0.46	0
5	DMS	D	1121	-	3,3,3	0.51	0	3,3,3	0.45	0
5	DMS	D	1122	-	3,3,3	0.51	0	3,3,3	0.45	0
5	DMS	D	1123	-	3,3,3	0.51	0	3,3,3	0.47	0
5	DMS	D	1124	-	3,3,3	0.51	0	3,3,3	0.45	0
5	DMS	D	1125	-	3,3,3	0.50	0	3,3,3	0.44	0
5	DMS	D	1126	-	3,3,3	0.50	0	3,3,3	0.45	0
5	DMS	D	1127	-	3,3,3	0.50	0	3,3,3	0.38	0
5	DMS	D	1128	-	3,3,3	0.50	0	3,3,3	0.45	0
5	DMS	D	1129	-	3,3,3	0.50	0	3,3,3	0.43	0
5	DMS	D	1130	-	3,3,3	0.51	0	3,3,3	0.46	0
5	DMS	D	1131	-	3,3,3	0.51	0	3,3,3	0.46	0
5	DMS	D	1132	-	3,3,3	0.51	0	3,3,3	0.45	0
5	DMS	D	1133	-	3,3,3	0.50	0	3,3,3	0.45	0

In the following table, the Chirals column lists the number of chiral outliers, the number of chiral centers analysed, the number of these observed in the model and the number defined in the chemical component dictionary. Similar counts are reported in the Torsion and Rings columns. '-' means no outliers of that kind were identified.

Mol	Type	Chain	Res	Link	Chirals	Torsions	Rings
5	DMS	A	3010	-	-	0/0/0/0	0/0/0/0
5	DMS	A	3011	-	-	0/0/0/0	0/0/0/0
5	DMS	A	3012	-	-	0/0/0/0	0/0/0/0
5	DMS	A	3013	-	-	0/0/0/0	0/0/0/0
5	DMS	A	3014	-	-	0/0/0/0	0/0/0/0
5	DMS	A	3015	-	-	0/0/0/0	0/0/0/0
5	DMS	A	3016	-	-	0/0/0/0	0/0/0/0
5	DMS	A	3017	-	-	0/0/0/0	0/0/0/0
5	DMS	A	3018	-	-	0/0/0/0	0/0/0/0
5	DMS	A	3019	-	-	0/0/0/0	0/0/0/0
5	DMS	A	3020	-	-	0/0/0/0	0/0/0/0
5	DMS	A	3021	-	-	0/0/0/0	0/0/0/0
5	DMS	A	3022	-	-	0/0/0/0	0/0/0/0
5	DMS	A	3023	-	-	0/0/0/0	0/0/0/0
5	DMS	A	3024	-	-	0/0/0/0	0/0/0/0
5	DMS	A	3025	-	-	0/0/0/0	0/0/0/0
5	DMS	A	3026	-	-	0/0/0/0	0/0/0/0
5	DMS	A	3027	-	-	0/0/0/0	0/0/0/0
5	DMS	A	3028	-	-	0/0/0/0	0/0/0/0
5	DMS	A	3029	-	-	0/0/0/0	0/0/0/0
5	DMS	A	3030	-	-	0/0/0/0	0/0/0/0
5	DMS	A	3031	-	-	0/0/0/0	0/0/0/0
5	DMS	A	3032	-	-	0/0/0/0	0/0/0/0
5	DMS	A	3033	-	-	0/0/0/0	0/0/0/0
5	DMS	A	3034	-	-	0/0/0/0	0/0/0/0
5	DMS	A	3035	-	-	0/0/0/0	0/0/0/0
5	DMS	A	3036	-	-	0/0/0/0	0/0/0/0
5	DMS	A	3037	-	-	0/0/0/0	0/0/0/0
5	DMS	A	3038	-	-	0/0/0/0	0/0/0/0
5	DMS	A	3039	-	-	0/0/0/0	0/0/0/0
5	DMS	A	3040	-	-	0/0/0/0	0/0/0/0
5	DMS	A	3041	-	-	0/0/0/0	0/0/0/0
5	DMS	B	1101	-	-	0/0/0/0	0/0/0/0
5	DMS	B	1102	-	-	0/0/0/0	0/0/0/0
5	DMS	B	1103	-	-	0/0/0/0	0/0/0/0
5	DMS	B	1111	-	-	0/0/0/0	0/0/0/0
5	DMS	B	1112	-	-	0/0/0/0	0/0/0/0
5	DMS	B	1113	-	-	0/0/0/0	0/0/0/0
5	DMS	B	1114	-	-	0/0/0/0	0/0/0/0

*Continued on next page...*

*Continued from previous page...*

Mol	Type	Chain	Res	Link	Chirals	Torsions	Rings
5	DMS	B	1115	-	-	0/0/0/0	0/0/0/0
5	DMS	B	1116	-	-	0/0/0/0	0/0/0/0
5	DMS	B	1117	-	-	0/0/0/0	0/0/0/0
5	DMS	B	1118	-	-	0/0/0/0	0/0/0/0
5	DMS	B	1119	-	-	0/0/0/0	0/0/0/0
5	DMS	B	1120	-	-	0/0/0/0	0/0/0/0
5	DMS	B	1121	-	-	0/0/0/0	0/0/0/0
5	DMS	B	1122	-	-	0/0/0/0	0/0/0/0
5	DMS	B	1123	-	-	0/0/0/0	0/0/0/0
5	DMS	B	1124	-	-	0/0/0/0	0/0/0/0
5	DMS	B	1125	-	-	0/0/0/0	0/0/0/0
5	DMS	B	1126	-	-	0/0/0/0	0/0/0/0
5	DMS	B	1127	-	-	0/0/0/0	0/0/0/0
5	DMS	B	1128	-	-	0/0/0/0	0/0/0/0
5	DMS	B	1129	-	-	0/0/0/0	0/0/0/0
5	DMS	B	1130	-	-	0/0/0/0	0/0/0/0
5	DMS	B	1131	-	-	0/0/0/0	0/0/0/0
5	DMS	B	1132	-	-	0/0/0/0	0/0/0/0
5	DMS	B	1133	-	-	0/0/0/0	0/0/0/0
5	DMS	B	1134	-	-	0/0/0/0	0/0/0/0
5	DMS	B	1135	-	-	0/0/0/0	0/0/0/0
5	DMS	B	1136	-	-	0/0/0/0	0/0/0/0
5	DMS	B	1137	-	-	0/0/0/0	0/0/0/0
5	DMS	B	1138	-	-	0/0/0/0	0/0/0/0
5	DMS	B	1139	-	-	0/0/0/0	0/0/0/0
5	DMS	B	1140	-	-	0/0/0/0	0/0/0/0
5	DMS	B	1141	-	-	0/0/0/0	0/0/0/0
5	DMS	B	1142	-	-	0/0/0/0	0/0/0/0
5	DMS	B	1143	-	-	0/0/0/0	0/0/0/0
5	DMS	B	1144	-	-	0/0/0/0	0/0/0/0
5	DMS	C	3009	-	-	0/0/0/0	0/0/0/0
5	DMS	C	3010	-	-	0/0/0/0	0/0/0/0
5	DMS	C	3011	-	-	0/0/0/0	0/0/0/0
5	DMS	C	3012	-	-	0/0/0/0	0/0/0/0
5	DMS	C	3013	-	-	0/0/0/0	0/0/0/0
5	DMS	C	3014	-	-	0/0/0/0	0/0/0/0
5	DMS	C	3015	-	-	0/0/0/0	0/0/0/0
5	DMS	C	3016	-	-	0/0/0/0	0/0/0/0
5	DMS	C	3017	-	-	0/0/0/0	0/0/0/0
5	DMS	C	3018	-	-	0/0/0/0	0/0/0/0
5	DMS	C	3019	-	-	0/0/0/0	0/0/0/0
5	DMS	C	3020	-	-	0/0/0/0	0/0/0/0

*Continued on next page...*

*Continued from previous page...*

Mol	Type	Chain	Res	Link	Chirals	Torsions	Rings
5	DMS	C	3021	-	-	0/0/0/0	0/0/0/0
5	DMS	C	3022	-	-	0/0/0/0	0/0/0/0
5	DMS	C	3023	-	-	0/0/0/0	0/0/0/0
5	DMS	C	3024	-	-	0/0/0/0	0/0/0/0
5	DMS	C	3025	-	-	0/0/0/0	0/0/0/0
5	DMS	C	3026	-	-	0/0/0/0	0/0/0/0
5	DMS	C	3027	-	-	0/0/0/0	0/0/0/0
5	DMS	C	3028	-	-	0/0/0/0	0/0/0/0
5	DMS	C	3029	-	-	0/0/0/0	0/0/0/0
5	DMS	C	3030	-	-	0/0/0/0	0/0/0/0
5	DMS	C	3031	-	-	0/0/0/0	0/0/0/0
5	DMS	C	3032	-	-	0/0/0/0	0/0/0/0
5	DMS	C	3033	-	-	0/0/0/0	0/0/0/0
5	DMS	C	3034	-	-	0/0/0/0	0/0/0/0
5	DMS	C	3035	-	-	0/0/0/0	0/0/0/0
5	DMS	C	3036	-	-	0/0/0/0	0/0/0/0
5	DMS	C	3037	-	-	0/0/0/0	0/0/0/0
5	DMS	C	3038	-	-	0/0/0/0	0/0/0/0
5	DMS	C	3039	-	-	0/0/0/0	0/0/0/0
5	DMS	C	3040	-	-	0/0/0/0	0/0/0/0
5	DMS	C	3041	-	-	0/0/0/0	0/0/0/0
5	DMS	C	3042	-	-	0/0/0/0	0/0/0/0
5	DMS	C	3043	-	-	0/0/0/0	0/0/0/0
5	DMS	C	3044	-	-	0/0/0/0	0/0/0/0
5	DMS	C	3045	-	-	0/0/0/0	0/0/0/0
5	DMS	D	1101	-	-	0/0/0/0	0/0/0/0
5	DMS	D	1109	-	-	0/0/0/0	0/0/0/0
5	DMS	D	1110	-	-	0/0/0/0	0/0/0/0
5	DMS	D	1111	-	-	0/0/0/0	0/0/0/0
5	DMS	D	1112[A]	-	-	0/0/0/0	0/0/0/0
5	DMS	D	1112[B]	-	-	0/0/0/0	0/0/0/0
5	DMS	D	1113	-	-	0/0/0/0	0/0/0/0
5	DMS	D	1114	-	-	0/0/0/0	0/0/0/0
5	DMS	D	1115	-	-	0/0/0/0	0/0/0/0
5	DMS	D	1116	-	-	0/0/0/0	0/0/0/0
5	DMS	D	1117	-	-	0/0/0/0	0/0/0/0
5	DMS	D	1118	-	-	0/0/0/0	0/0/0/0
5	DMS	D	1119	-	-	0/0/0/0	0/0/0/0
5	DMS	D	1120	-	-	0/0/0/0	0/0/0/0
5	DMS	D	1121	-	-	0/0/0/0	0/0/0/0
5	DMS	D	1122	-	-	0/0/0/0	0/0/0/0
5	DMS	D	1123	-	-	0/0/0/0	0/0/0/0

*Continued on next page...*



*Continued from previous page...*

Mol	Type	Chain	Res	Link	Chirals	Torsions	Rings
5	DMS	D	1124	-	-	0/0/0/0	0/0/0/0
5	DMS	D	1125	-	-	0/0/0/0	0/0/0/0
5	DMS	D	1126	-	-	0/0/0/0	0/0/0/0
5	DMS	D	1127	-	-	0/0/0/0	0/0/0/0
5	DMS	D	1128	-	-	0/0/0/0	0/0/0/0
5	DMS	D	1129	-	-	0/0/0/0	0/0/0/0
5	DMS	D	1130	-	-	0/0/0/0	0/0/0/0
5	DMS	D	1131	-	-	0/0/0/0	0/0/0/0
5	DMS	D	1132	-	-	0/0/0/0	0/0/0/0
5	DMS	D	1133	-	-	0/0/0/0	0/0/0/0

There are no bond length outliers.

There are no bond angle outliers.

There are no chirality outliers.

There are no torsion outliers.

There are no ring outliers.

29 monomers are involved in 92 short contacts:

Mol	Chain	Res	Type	Clashes	Symm-Clashes
5	A	3023	DMS	4	0
5	A	3024	DMS	3	0
5	A	3025	DMS	10	0
5	A	3026	DMS	2	0
5	A	3027	DMS	3	0
5	A	3028	DMS	1	0
5	A	3031	DMS	1	0
5	A	3038	DMS	1	0
5	A	3041	DMS	2	0
5	B	1119	DMS	10	0
5	B	1122	DMS	7	0
5	B	1125	DMS	3	0
5	B	1127	DMS	4	0
5	B	1130	DMS	1	0
5	B	1132	DMS	2	0
5	C	3015	DMS	2	0
5	C	3019	DMS	4	0
5	C	3023	DMS	2	0
5	C	3029	DMS	4	0
5	C	3030	DMS	1	0
5	C	3032	DMS	2	0

*Continued on next page...*

*Continued from previous page...*

Mol	Chain	Res	Type	Clashes	Symm-Clashes
5	C	3034	DMS	7	0
5	C	3036	DMS	2	0
5	C	3039	DMS	1	0
5	C	3044	DMS	1	0
5	D	1101	DMS	2	0
5	D	1122	DMS	5	0
5	D	1126	DMS	1	0
5	D	1129	DMS	4	0

## 5.7 Other polymers [i](#)

There are no such residues in this entry.

## 5.8 Polymer linkage issues [i](#)

There are no chain breaks in this entry.

## 6 Fit of model and data

### 6.1 Protein, DNA and RNA chains

In the following table, the column labelled ‘#RSRZ> 2’ contains the number (and percentage) of RSRZ outliers, followed by percent RSRZ outliers for the chain as percentile scores relative to all X-ray entries and entries of similar resolution. The OWAB column contains the minimum, median, 95<sup>th</sup> percentile and maximum values of the occupancy-weighted average B-factor per residue. The column labelled ‘Q< 0.9’ lists the number of (and percentage) of residues with an average occupancy less than 0.9.

Mol	Chain	Analysed	<RSRZ>	#RSRZ>2	OWAB(Å <sup>2</sup> )	Q<0.9
1	A	1014/1023 (99%)	-0.28	30 (2%) 54 51	6, 12, 30, 90	0
1	B	1014/1023 (99%)	-0.34	22 (2%) 65 64	6, 12, 28, 74	0
1	C	1014/1023 (99%)	-0.27	24 (2%) 62 60	7, 12, 32, 79	0
1	D	1014/1023 (99%)	-0.23	30 (2%) 54 51	6, 13, 31, 79	0
All	All	4056/4092 (99%)	-0.28	106 (2%) 59 57	6, 12, 30, 90	0

All (106) RSRZ outliers are listed below:

Mol	Chain	Res	Type	RSRZ
1	A	686	PRO	10.9
1	D	732	ALA	8.6
1	D	735	HIS	7.3
1	A	735	HIS	6.4
1	D	689	GLU	6.4
1	C	735	HIS	6.2
1	D	686	PRO	6.2
1	C	731	PRO	6.0
1	C	730	LEU	5.9
1	D	685	LEU	5.9
1	A	687	GLN	5.6
1	B	10	VAL	5.5
1	C	732	ALA	5.5
1	A	11	LEU	5.4
1	C	11	LEU	5.4
1	D	11	LEU	5.3
1	C	686	PRO	5.2
1	B	732	ALA	5.1
1	D	687	GLN	5.0
1	B	11	LEU	5.0
1	A	732	ALA	5.0

*Continued on next page...*

*Continued from previous page...*

Mol	Chain	Res	Type	RSRZ
1	B	685	LEU	4.9
1	A	9	VAL	4.8
1	C	10	VAL	4.8
1	A	730	LEU	4.7
1	C	685	LEU	4.7
1	B	733	ALA	4.5
1	A	685	LEU	4.5
1	D	730	LEU	4.5
1	B	689	GLU	4.5
1	B	686	PRO	4.4
1	B	731	PRO	4.4
1	A	10	VAL	4.3
1	D	799	THR	4.3
1	A	12	GLN	4.3
1	D	580	GLU	4.2
1	C	634	GLN	4.2
1	B	687	GLN	4.1
1	B	735	HIS	4.0
1	B	730	LEU	3.9
1	D	684	GLU	3.9
1	D	733	ALA	3.8
1	D	12	GLN	3.8
1	A	689	GLU	3.8
1	C	683	PRO	3.8
1	C	689	GLU	3.8
1	A	733	ALA	3.7
1	C	772	ASP	3.7
1	C	12	GLN	3.7
1	A	731	PRO	3.7
1	D	734	SER	3.7
1	C	733	ALA	3.6
1	A	684	GLU	3.6
1	A	798	ALA	3.5
1	A	771	GLY	3.5
1	A	846	GLY	3.5
1	C	684	GLU	3.5
1	A	580	GLU	3.3
1	D	9	VAL	3.2
1	C	687	GLN	3.1
1	C	633	GLY	3.1
1	C	800	ARG	3.1
1	A	799	THR	3.1

*Continued on next page...*

*Continued from previous page...*

Mol	Chain	Res	Type	RSRZ
1	D	688	PRO	3.1
1	D	581	ASN	3.1
1	D	798	ALA	3.0
1	B	684	GLU	3.0
1	B	12	GLN	3.0
1	D	79	PRO	3.0
1	D	731	PRO	3.0
1	C	9	VAL	2.9
1	B	580	GLU	2.8
1	D	663	LEU	2.8
1	A	737	ILE	2.7
1	A	664	ALA	2.7
1	D	800	ARG	2.7
1	A	800	ARG	2.7
1	A	431[A]	ARG	2.6
1	A	683	PRO	2.6
1	B	9	VAL	2.6
1	A	736	ALA	2.6
1	B	663	LEU	2.6
1	A	734	SER	2.5
1	D	683	PRO	2.5
1	D	772	ASP	2.5
1	C	798	ALA	2.5
1	D	729	THR	2.5
1	A	1023	LYS	2.4
1	D	431[A]	ARG	2.4
1	D	10	VAL	2.4
1	C	666	GLY	2.3
1	B	581	ASN	2.3
1	B	683	PRO	2.3
1	C	799	THR	2.2
1	A	663	LEU	2.2
1	C	737	ILE	2.2
1	D	71	GLU	2.2
1	B	633	GLY	2.2
1	D	736	ALA	2.2
1	B	800	ARG	2.2
1	A	581	ASN	2.1
1	B	682	LEU	2.1
1	B	799	THR	2.1
1	C	580	GLU	2.1
1	A	79	PRO	2.0

*Continued on next page...*

*Continued from previous page...*

Mol	Chain	Res	Type	RSRZ
1	D	1023	LYS	2.0

## 6.2 Non-standard residues in protein, DNA, RNA chains [i](#)

In the following table, the Atoms column lists the number of modelled atoms in the group and the number defined in the chemical component dictionary. LLDF column lists the quality of electron density of the group with respect to its neighbouring residues in protein, DNA or RNA chains. The B-factors column lists the minimum, median, 95<sup>th</sup> percentile and maximum values of B factors of atoms in the group. The column labelled 'Q< 0.9' lists the number of atoms with occupancy less than 0.9.

Mol	Type	Chain	Res	Atoms	RSCC	RSR	LLDF	B-factors(Å <sup>2</sup> )	Q<0.9
1	CSD	C	247	8/9	0.97	0.07	-	11,14,24,25	0
1	CSD	B	247	8/9	0.97	0.09	-	11,13,25,27	0
1	CSD	D	247	8/9	0.97	0.07	-	10,12,21,23	0
1	CSD	A	247	8/9	0.95	0.10	-	9,11,21,22	0

## 6.3 Carbohydrates [i](#)

There are no carbohydrates in this entry.

## 6.4 Ligands [i](#)

In the following table, the Atoms column lists the number of modelled atoms in the group and the number defined in the chemical component dictionary. LLDF column lists the quality of electron density of the group with respect to its neighbouring residues in protein, DNA or RNA chains. The B-factors column lists the minimum, median, 95<sup>th</sup> percentile and maximum values of B factors of atoms in the group. The column labelled 'Q< 0.9' lists the number of atoms with occupancy less than 0.9.

Mol	Type	Chain	Res	Atoms	RSCC	RSR	LLDF	B-factors(Å <sup>2</sup> )	Q<0.9
5	DMS	B	1140	4/4	0.80	0.19	17.63	19,20,24,27	4
5	DMS	C	3036	4/4	0.72	0.18	10.79	24,27,29,34	4
5	DMS	D	1125	4/4	0.94	0.12	10.42	17,20,23,23	4
5	DMS	C	3029	4/4	0.88	0.18	9.71	19,21,26,32	4
5	DMS	A	3013	4/4	0.97	0.10	8.96	12,13,14,15	4
5	DMS	A	3032	4/4	0.96	0.13	8.32	19,24,25,30	4
5	DMS	D	1115	4/4	0.92	0.18	7.18	15,15,16,20	4
5	DMS	D	1112[B]	4/4	0.94	0.11	7.17	14,15,15,17	4
5	DMS	D	1112[A]	4/4	0.94	0.11	7.17	16,16,19,21	4

*Continued on next page...*

*Continued from previous page...*

Mol	Type	Chain	Res	Atoms	RSCC	RSR	LLDF	B-factors( $\text{\AA}^2$ )	Q<0.9
5	DMS	C	3039	4/4	0.95	0.15	6.73	35,35,40,46	4
5	DMS	C	3015	4/4	0.90	0.17	6.72	18,22,23,24	4
5	DMS	C	3025	4/4	0.92	0.17	6.67	20,21,22,23	4
5	DMS	B	1114	4/4	0.95	0.12	6.58	13,14,17,18	4
5	DMS	A	3025	4/4	0.92	0.19	6.44	22,24,29,31	4
5	DMS	C	3024	4/4	0.88	0.14	5.90	25,27,37,38	4
5	DMS	C	3012	4/4	0.95	0.11	5.38	14,15,16,17	0
5	DMS	C	3014	4/4	0.95	0.12	4.99	16,19,21,21	4
5	DMS	B	1129	4/4	0.92	0.13	4.93	18,20,23,25	4
5	DMS	A	3029	4/4	0.94	0.11	4.69	14,16,18,18	4
5	DMS	D	1127	4/4	0.95	0.11	4.51	9,10,11,16	4
5	DMS	D	1128	4/4	0.93	0.13	4.36	18,19,19,20	4
5	DMS	B	1137	4/4	0.83	0.16	4.30	32,34,35,44	4
5	DMS	C	3042	4/4	0.91	0.14	4.24	35,36,37,40	4
5	DMS	D	1121	4/4	0.94	0.14	3.92	20,23,24,25	4
5	DMS	C	3038	4/4	0.87	0.14	3.76	26,31,32,35	4
5	DMS	A	3016	4/4	0.95	0.16	3.74	14,14,16,18	4
5	DMS	D	1132	4/4	0.97	0.14	3.63	20,30,31,35	4
5	DMS	C	3035	4/4	0.87	0.16	3.59	45,48,51,59	0
5	DMS	A	3015	4/4	0.85	0.15	2.97	23,29,36,47	4
5	DMS	A	3017	4/4	0.95	0.09	2.90	22,25,29,30	0
5	DMS	C	3010	4/4	0.98	0.08	2.88	16,16,16,16	0
5	DMS	C	3019	4/4	0.97	0.14	2.69	21,26,29,34	0
3	K	A	3006	1/1	1.00	0.10	2.62	5,5,5,5	1
5	DMS	D	1130	4/4	0.90	0.13	2.36	45,47,54,59	0
5	DMS	B	1116	4/4	0.94	0.12	2.26	15,18,18,18	4
5	DMS	C	3013	4/4	0.96	0.09	2.12	20,21,21,23	0
5	DMS	D	1129	4/4	0.91	0.17	2.08	23,26,27,33	4
5	DMS	C	3044	4/4	0.96	0.13	2.06	20,20,22,23	4
5	DMS	A	3040	4/4	0.91	0.15	2.04	21,22,30,31	4
5	DMS	B	1117	4/4	0.96	0.09	1.96	21,24,25,28	4
5	DMS	C	3027	4/4	0.95	0.12	1.83	22,28,30,31	4
5	DMS	B	1125	4/4	0.86	0.13	1.75	29,29,36,36	4
5	DMS	A	3035	4/4	0.90	0.15	1.73	46,48,49,53	4
5	DMS	A	3021	4/4	0.95	0.14	1.73	23,26,27,27	4
5	DMS	B	1139	4/4	0.94	0.11	1.70	35,37,43,43	4
5	DMS	A	3012	4/4	0.97	0.08	1.68	16,16,17,18	4
5	DMS	B	1102	4/4	0.96	0.15	1.61	41,43,44,46	4
5	DMS	A	3030	4/4	0.86	0.18	1.55	19,21,30,30	4
5	DMS	C	3021	4/4	0.96	0.14	1.49	19,33,33,36	0
5	DMS	D	1133	4/4	0.95	0.11	1.48	23,26,28,28	4

*Continued on next page...*

*Continued from previous page...*

Mol	Type	Chain	Res	Atoms	RSCC	RSR	LLDF	B-factors( $\text{\AA}^2$ )	Q<0.9
5	DMS	C	3041	4/4	0.91	0.14	1.48	18,21,28,31	4
5	DMS	C	3037	4/4	0.92	0.14	1.39	27,30,31,36	4
5	DMS	D	1116	4/4	0.97	0.09	1.37	22,24,25,33	0
5	DMS	A	3024	4/4	0.91	0.16	1.33	16,26,26,35	4
5	DMS	C	3031	4/4	0.94	0.12	1.31	36,36,40,47	0
5	DMS	B	1142	4/4	0.85	0.17	1.26	22,24,31,33	4
5	DMS	B	1131	4/4	0.92	0.13	1.25	21,26,30,30	0
5	DMS	B	1136	4/4	0.87	0.13	1.23	35,48,50,51	0
5	DMS	A	3011	4/4	0.98	0.09	1.20	12,12,12,12	4
5	DMS	B	1119	4/4	0.96	0.11	0.95	13,16,19,22	4
5	DMS	D	1111	4/4	0.98	0.06	0.86	15,15,17,17	4
5	DMS	D	1114	4/4	0.98	0.08	0.75	14,15,16,17	0
5	DMS	A	3034	4/4	0.98	0.10	0.63	43,43,43,44	4
5	DMS	B	1112	4/4	0.98	0.08	0.59	14,14,14,15	0
5	DMS	B	1115	4/4	0.98	0.07	0.56	18,18,21,22	4
5	DMS	C	3033	4/4	0.98	0.09	0.34	32,38,39,40	0
2	MG	C	3002	1/1	1.00	0.07	0.28	10,10,10,10	0
3	K	D	1108	1/1	0.95	0.09	0.22	16,16,16,16	1
5	DMS	A	3014	4/4	0.98	0.08	0.21	19,19,21,21	0
5	DMS	D	1113	4/4	0.98	0.08	0.16	17,18,20,21	0
5	DMS	A	3020	4/4	0.98	0.08	0.14	16,18,20,24	4
5	DMS	B	1120	4/4	0.99	0.08	-0.03	19,23,23,23	4
2	MG	B	1105	1/1	1.00	0.07	-0.20	12,12,12,12	0
5	DMS	D	1120	4/4	0.99	0.08	-0.30	18,20,21,23	4
2	MG	A	3002	1/1	0.99	0.08	-0.36	10,10,10,10	1
5	DMS	C	3018	4/4	0.99	0.07	-0.41	16,19,20,23	4
5	DMS	D	1119	4/4	0.98	0.07	-0.60	17,21,21,23	4
5	DMS	A	3010	4/4	0.99	0.06	-0.63	10,11,11,12	0
3	K	D	1106	1/1	1.00	0.06	-0.68	7,7,7,7	0
5	DMS	C	3011	4/4	0.98	0.06	-0.88	17,17,17,19	0
3	K	A	3008	1/1	0.99	0.06	-0.92	14,14,14,14	1
5	DMS	B	1111	4/4	0.99	0.06	-0.94	10,12,13,13	0
4	CL	A	3009	1/1	0.99	0.05	-1.00	19,19,19,19	0
5	DMS	C	3009	4/4	0.99	0.06	-1.15	11,12,13,13	0
3	K	B	1110	1/1	0.98	0.07	-1.17	15,15,15,15	1
3	K	C	3006	1/1	1.00	0.06	-1.21	8,8,8,8	0
2	MG	D	1103	1/1	0.99	0.06	-1.24	13,13,13,13	0
3	K	C	3008	1/1	0.97	0.07	-1.29	16,16,16,16	1
3	K	B	1109	1/1	1.00	0.05	-1.30	11,11,11,11	0
5	DMS	D	1110	4/4	0.99	0.06	-1.49	12,12,12,14	0
5	DMS	D	1109	4/4	0.99	0.05	-1.50	9,10,11,12	0
2	MG	D	1102	1/1	0.99	0.05	-1.54	8,8,8,8	1

*Continued on next page...*



*Continued from previous page...*

Mol	Type	Chain	Res	Atoms	RSCC	RSR	LLDF	B-factors( $\text{\AA}^2$ )	Q<0.9
3	K	C	3005	1/1	1.00	0.03	-1.58	16,16,16,16	0
3	K	A	3007	1/1	0.99	0.04	-1.59	12,12,12,12	0
3	K	C	3007	1/1	1.00	0.05	-1.70	11,11,11,11	0
2	MG	A	3001	1/1	1.00	0.04	-1.93	8,8,8,8	1
3	K	D	1105	1/1	1.00	0.05	-2.06	18,18,18,18	0
3	K	D	1107	1/1	0.99	0.04	-2.12	12,12,12,12	0
2	MG	C	3001	1/1	1.00	0.04	-2.43	8,8,8,8	1
2	MG	B	1104	1/1	1.00	0.05	-2.53	7,7,7,7	1
3	K	B	1108	1/1	1.00	0.05	-3.08	7,7,7,7	0
5	DMS	B	1113	4/4	0.99	0.05	-3.88	16,17,17,18	0
3	K	A	3005	1/1	1.00	0.03	-4.68	18,18,18,18	0
3	K	B	1107	1/1	1.00	0.03	-6.03	15,15,15,15	0
5	DMS	C	3045	4/4	0.94	0.13	-	33,34,36,38	4
2	MG	C	3004	1/1	0.99	0.06	-	9,9,9,9	1
5	DMS	A	3033	4/4	0.97	0.11	-	33,46,49,51	0
5	DMS	B	1144	4/4	0.94	0.12	-	37,39,41,46	4
5	DMS	B	1123	4/4	0.95	0.10	-	16,19,22,23	4
5	DMS	C	3023	4/4	0.93	0.25	-	37,37,41,45	4
5	DMS	D	1123	4/4	0.93	0.18	-	37,39,44,50	4
5	DMS	C	3016	4/4	0.95	0.09	-	23,23,24,24	4
5	DMS	B	1133	4/4	0.95	0.10	-	20,21,25,25	4
5	DMS	A	3036	4/4	0.94	0.11	-	34,35,42,44	4
2	MG	C	3003	1/1	0.98	0.16	-	17,17,17,17	1
5	DMS	B	1130	4/4	0.88	0.19	-	22,25,26,29	4
2	MG	A	3003	1/1	0.88	0.12	-	28,28,28,28	1
5	DMS	C	3040	4/4	0.92	0.17	-	43,46,48,48	4
5	DMS	B	1138	4/4	0.88	0.16	-	32,34,38,39	4
5	DMS	A	3026	4/4	0.96	0.15	-	33,33,36,38	4
5	DMS	A	3018	4/4	0.94	0.10	-	23,23,25,28	4
5	DMS	B	1132	4/4	0.97	0.12	-	19,19,21,22	4
5	DMS	C	3017	4/4	0.95	0.13	-	19,22,23,24	4
5	DMS	B	1126	4/4	0.92	0.17	-	29,39,44,54	0
5	DMS	B	1143	4/4	0.90	0.15	-	40,41,51,52	4
5	DMS	D	1117	4/4	0.97	0.09	-	21,21,22,22	4
5	DMS	A	3037	4/4	0.83	0.16	-	31,41,41,50	4
5	DMS	A	3022	4/4	0.94	0.17	-	22,22,23,24	4
5	DMS	C	3032	4/4	0.91	0.14	-	25,27,29,34	4
5	DMS	B	1118	4/4	0.96	0.09	-	20,21,22,24	0
5	DMS	A	3038	4/4	0.96	0.10	-	20,20,22,28	4
5	DMS	D	1101	4/4	0.95	0.11	-	25,26,26,29	4
5	DMS	B	1101	4/4	0.95	0.10	-	45,46,47,54	0
5	DMS	C	3043	4/4	0.85	0.20	-	43,46,49,50	4

*Continued on next page...*

*Continued from previous page...*

Mol	Type	Chain	Res	Atoms	RSCC	RSR	LLDF	B-factors( $\text{\AA}^2$ )	Q<0.9
5	DMS	A	3027	4/4	0.91	0.16	-	22,28,30,32	4
2	MG	D	1104	1/1	0.99	0.04	-	14,14,14,14	1
5	DMS	D	1126	4/4	0.93	0.12	-	22,26,26,30	4
5	DMS	B	1135	4/4	0.96	0.11	-	34,39,42,47	0
5	DMS	C	3030	4/4	0.87	0.16	-	27,29,33,36	4
5	DMS	C	3020	4/4	0.94	0.16	-	23,24,27,27	4
5	DMS	A	3031	4/4	0.95	0.11	-	22,23,25,26	4
5	DMS	A	3041	4/4	0.93	0.18	-	34,34,36,40	4
5	DMS	B	1134	4/4	0.95	0.10	-	23,23,25,25	4
5	DMS	D	1118	4/4	0.98	0.10	-	19,20,22,23	4
5	DMS	B	1103	4/4	0.86	0.17	-	42,45,48,53	4
5	DMS	B	1124	4/4	0.96	0.13	-	23,27,28,28	4
5	DMS	C	3034	4/4	0.97	0.11	-	22,22,23,23	4
5	DMS	C	3028	4/4	0.93	0.13	-	41,42,44,49	4
2	MG	A	3004	1/1	0.98	0.07	-	14,14,14,14	1
5	DMS	D	1122	4/4	0.94	0.16	-	21,30,33,35	4
5	DMS	B	1122	4/4	0.97	0.15	-	20,29,31,32	4
5	DMS	B	1141	4/4	0.97	0.13	-	34,34,38,42	4
5	DMS	D	1124	4/4	0.95	0.11	-	40,46,48,55	4
5	DMS	B	1121	4/4	0.91	0.16	-	23,24,26,26	4
5	DMS	A	3039	4/4	0.97	0.15	-	23,33,33,34	4
2	MG	B	1106	1/1	0.86	0.10	-	25,25,25,25	1
5	DMS	C	3022	4/4	0.92	0.13	-	18,20,23,24	4
5	DMS	C	3026	4/4	0.97	0.08	-	27,27,29,31	4
5	DMS	B	1128	4/4	0.92	0.13	-	29,33,34,36	4
5	DMS	B	1127	4/4	0.94	0.18	-	19,24,29,30	4
5	DMS	A	3028	4/4	0.94	0.13	-	40,44,47,49	4
5	DMS	A	3019	4/4	0.97	0.11	-	19,21,21,22	4
5	DMS	D	1131	4/4	0.93	0.08	-	45,48,50,59	0
5	DMS	A	3023	4/4	0.93	0.20	-	23,31,32,40	0

## 6.5 Other polymers ⓘ

There are no such residues in this entry.