



Full wwPDB X-ray Structure Validation Report ⓘ

Feb 1, 2016 – 01:26 PM GMT

PDB ID : 3TUI
Title : Inward facing conformations of the MetNI methionine ABC transporter: CY5 native crystal form
Authors : Johnson, E.; Nguyen, P.T.; Rees, D.C.
Deposited on : 2011-09-16
Resolution : 2.90 Å(reported)

This is a Full wwPDB X-ray Structure Validation Report for a publicly released PDB entry.
We welcome your comments at validation@mail.wwpdb.org
A user guide is available at
<http://wwpdb.org/validation/2016/XrayValidationReportHelp>
with specific help available everywhere you see the ⓘ symbol.

The following versions of software and data (see [references ⓘ](#)) were used in the production of this report:

MolProbity : 4.02b-467
Mogul : 1.7 (RC4), CSD as536be (2015)
Xtriage (Phenix) : 1.9-1692
EDS : rb-20026688
Percentile statistics : 20151230.v01 (using entries in the PDB archive December 30th 2015)
Refmac : 5.8.0135
CCP4 : 6.5.0
Ideal geometry (proteins) : Engh & Huber (2001)
Ideal geometry (DNA, RNA) : Parkinson et al. (1996)
Validation Pipeline (wwPDB-VP) : trunk26865

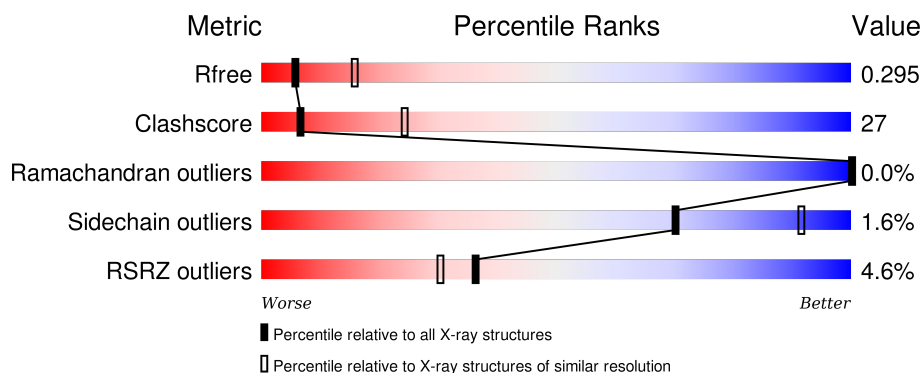
1 Overall quality at a glance

The following experimental techniques were used to determine the structure:

X-RAY DIFFRACTION

The reported resolution of this entry is 2.90 Å.

Percentile scores (ranging between 0-100) for global validation metrics of the entry are shown in the following graphic. The table shows the number of entries on which the scores are based.



Metric	Whole archive (#Entries)	Similar resolution (#Entries, resolution range(Å))
R_{free}	91344	1451 (2.90-2.90)
Clashscore	102246	1668 (2.90-2.90)
Ramachandran outliers	100387	1630 (2.90-2.90)
Sidechain outliers	100360	1632 (2.90-2.90)
RSRZ outliers	91569	1456 (2.90-2.90)

The table below summarises the geometric issues observed across the polymeric chains and their fit to the electron density. The red, orange, yellow and green segments on the lower bar indicate the fraction of residues that contain outliers for ≥ 3 , 2, 1 and 0 types of geometric quality criteria. A grey segment represents the fraction of residues that are not modelled. The numeric value for each fraction is indicated below the corresponding segment, with a dot representing fractions $\leq 5\%$. The upper red bar (where present) indicates the fraction of residues that have poor fit to the electron density. The numeric value is given above the bar.

Mol	Chain	Length	Quality of chain
1	A	217	<div> <div>53%</div> <div>47%</div> </div>
1	B	217	<div>4%</div> <div>47%</div> <div>52%</div> <div>•</div>
1	E	217	<div>4%</div> <div>50%</div> <div>48%</div> <div>•</div>
1	F	217	<div>3%</div> <div>52%</div> <div>47%</div> <div>•</div>
2	C	366	<div>8%</div> <div>54%</div> <div>40%</div> <div>• 6%</div>

Continued on next page...

Continued from previous page...

Mol	Chain	Length	Quality of chain
2	D	366	<div> <div>5%</div> <div> <div></div> <div>55%</div> <div>37%</div> <div>6%</div> </div> </div>
2	G	366	<div> <div>4%</div> <div> <div></div> <div>49%</div> <div>43%</div> <div>6%</div> </div> </div>
2	H	366	<div> <div>3%</div> <div> <div></div> <div>49%</div> <div>44%</div> <div>6%</div> </div> </div>

2 Entry composition [i](#)

There are 4 unique types of molecules in this entry. The entry contains 17386 atoms, of which 0 are hydrogens and 0 are deuteriums.

In the tables below, the ZeroOcc column contains the number of atoms modelled with zero occupancy, the AltConf column contains the number of residues with at least one atom in alternate conformation and the Trace column contains the number of residues modelled with at most 2 atoms.

- Molecule 1 is a protein called D-methionine transport system permease protein metI.

Mol	Chain	Residues	Atoms					ZeroOcc	AltConf	Trace
1	A	216	Total	C	N	O	S	0	0	0
			1627	1079	266	272	10			
1	B	216	Total	C	N	O	S	0	0	0
			1627	1079	266	272	10			
1	E	216	Total	C	N	O	S	0	0	0
			1627	1079	266	272	10			
1	F	216	Total	C	N	O	S	0	0	0
			1627	1079	266	272	10			

- Molecule 2 is a protein called Methionine import ATP-binding protein MetN.

Mol	Chain	Residues	Atoms					ZeroOcc	AltConf	Trace
2	C	344	Total	C	N	O	S	0	0	0
			2661	1670	471	508	12			
2	D	343	Total	C	N	O	S	0	0	0
			2651	1664	468	507	12			
2	G	343	Total	C	N	O	S	0	0	0
			2651	1664	468	507	12			
2	H	344	Total	C	N	O	S	0	0	0
			2661	1670	471	508	12			

There are 96 discrepancies between the modelled and reference sequences:

Chain	Residue	Modelled	Actual	Comment	Reference
C	-22	MET	-	EXPRESSION TAG	UNP P30750
C	-21	GLY	-	EXPRESSION TAG	UNP P30750
C	-20	HIS	-	EXPRESSION TAG	UNP P30750
C	-19	HIS	-	EXPRESSION TAG	UNP P30750
C	-18	HIS	-	EXPRESSION TAG	UNP P30750
C	-17	HIS	-	EXPRESSION TAG	UNP P30750
C	-16	HIS	-	EXPRESSION TAG	UNP P30750
C	-15	HIS	-	EXPRESSION TAG	UNP P30750

Continued on next page...

Continued from previous page...

Chain	Residue	Modelled	Actual	Comment	Reference
C	-14	HIS	-	EXPRESSION TAG	UNP P30750
C	-13	HIS	-	EXPRESSION TAG	UNP P30750
C	-12	HIS	-	EXPRESSION TAG	UNP P30750
C	-11	HIS	-	EXPRESSION TAG	UNP P30750
C	-10	SER	-	EXPRESSION TAG	UNP P30750
C	-9	SER	-	EXPRESSION TAG	UNP P30750
C	-8	GLY	-	EXPRESSION TAG	UNP P30750
C	-7	HIS	-	EXPRESSION TAG	UNP P30750
C	-6	ILE	-	EXPRESSION TAG	UNP P30750
C	-5	ASP	-	EXPRESSION TAG	UNP P30750
C	-4	ASP	-	EXPRESSION TAG	UNP P30750
C	-3	ASP	-	EXPRESSION TAG	UNP P30750
C	-2	ASP	-	EXPRESSION TAG	UNP P30750
C	-1	LYS	-	EXPRESSION TAG	UNP P30750
C	0	HIS	-	EXPRESSION TAG	UNP P30750
C	166	GLN	GLU	ENGINEERED MUTATION	UNP P30750
D	-22	MET	-	EXPRESSION TAG	UNP P30750
D	-21	GLY	-	EXPRESSION TAG	UNP P30750
D	-20	HIS	-	EXPRESSION TAG	UNP P30750
D	-19	HIS	-	EXPRESSION TAG	UNP P30750
D	-18	HIS	-	EXPRESSION TAG	UNP P30750
D	-17	HIS	-	EXPRESSION TAG	UNP P30750
D	-16	HIS	-	EXPRESSION TAG	UNP P30750
D	-15	HIS	-	EXPRESSION TAG	UNP P30750
D	-14	HIS	-	EXPRESSION TAG	UNP P30750
D	-13	HIS	-	EXPRESSION TAG	UNP P30750
D	-12	HIS	-	EXPRESSION TAG	UNP P30750
D	-11	HIS	-	EXPRESSION TAG	UNP P30750
D	-10	SER	-	EXPRESSION TAG	UNP P30750
D	-9	SER	-	EXPRESSION TAG	UNP P30750
D	-8	GLY	-	EXPRESSION TAG	UNP P30750
D	-7	HIS	-	EXPRESSION TAG	UNP P30750
D	-6	ILE	-	EXPRESSION TAG	UNP P30750
D	-5	ASP	-	EXPRESSION TAG	UNP P30750
D	-4	ASP	-	EXPRESSION TAG	UNP P30750
D	-3	ASP	-	EXPRESSION TAG	UNP P30750
D	-2	ASP	-	EXPRESSION TAG	UNP P30750
D	-1	LYS	-	EXPRESSION TAG	UNP P30750
D	0	HIS	-	EXPRESSION TAG	UNP P30750
D	166	GLN	GLU	ENGINEERED MUTATION	UNP P30750
G	-22	MET	-	EXPRESSION TAG	UNP P30750
G	-21	GLY	-	EXPRESSION TAG	UNP P30750

Continued on next page...

Continued from previous page...

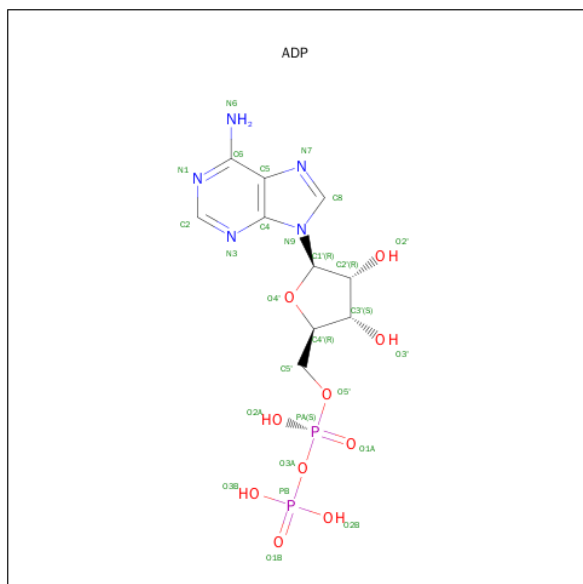
Chain	Residue	Modelled	Actual	Comment	Reference
G	-20	HIS	-	EXPRESSION TAG	UNP P30750
G	-19	HIS	-	EXPRESSION TAG	UNP P30750
G	-18	HIS	-	EXPRESSION TAG	UNP P30750
G	-17	HIS	-	EXPRESSION TAG	UNP P30750
G	-16	HIS	-	EXPRESSION TAG	UNP P30750
G	-15	HIS	-	EXPRESSION TAG	UNP P30750
G	-14	HIS	-	EXPRESSION TAG	UNP P30750
G	-13	HIS	-	EXPRESSION TAG	UNP P30750
G	-12	HIS	-	EXPRESSION TAG	UNP P30750
G	-11	HIS	-	EXPRESSION TAG	UNP P30750
G	-10	SER	-	EXPRESSION TAG	UNP P30750
G	-9	SER	-	EXPRESSION TAG	UNP P30750
G	-8	GLY	-	EXPRESSION TAG	UNP P30750
G	-7	HIS	-	EXPRESSION TAG	UNP P30750
G	-6	ILE	-	EXPRESSION TAG	UNP P30750
G	-5	ASP	-	EXPRESSION TAG	UNP P30750
G	-4	ASP	-	EXPRESSION TAG	UNP P30750
G	-3	ASP	-	EXPRESSION TAG	UNP P30750
G	-2	ASP	-	EXPRESSION TAG	UNP P30750
G	-1	LYS	-	EXPRESSION TAG	UNP P30750
G	0	HIS	-	EXPRESSION TAG	UNP P30750
G	166	GLN	GLU	ENGINEERED MUTATION	UNP P30750
H	-22	MET	-	EXPRESSION TAG	UNP P30750
H	-21	GLY	-	EXPRESSION TAG	UNP P30750
H	-20	HIS	-	EXPRESSION TAG	UNP P30750
H	-19	HIS	-	EXPRESSION TAG	UNP P30750
H	-18	HIS	-	EXPRESSION TAG	UNP P30750
H	-17	HIS	-	EXPRESSION TAG	UNP P30750
H	-16	HIS	-	EXPRESSION TAG	UNP P30750
H	-15	HIS	-	EXPRESSION TAG	UNP P30750
H	-14	HIS	-	EXPRESSION TAG	UNP P30750
H	-13	HIS	-	EXPRESSION TAG	UNP P30750
H	-12	HIS	-	EXPRESSION TAG	UNP P30750
H	-11	HIS	-	EXPRESSION TAG	UNP P30750
H	-10	SER	-	EXPRESSION TAG	UNP P30750
H	-9	SER	-	EXPRESSION TAG	UNP P30750
H	-8	GLY	-	EXPRESSION TAG	UNP P30750
H	-7	HIS	-	EXPRESSION TAG	UNP P30750
H	-6	ILE	-	EXPRESSION TAG	UNP P30750
H	-5	ASP	-	EXPRESSION TAG	UNP P30750
H	-4	ASP	-	EXPRESSION TAG	UNP P30750
H	-3	ASP	-	EXPRESSION TAG	UNP P30750

Continued on next page...

Continued from previous page...

Chain	Residue	Modelled	Actual	Comment	Reference
H	-2	ASP	-	EXPRESSION TAG	UNP P30750
H	-1	LYS	-	EXPRESSION TAG	UNP P30750
H	0	HIS	-	EXPRESSION TAG	UNP P30750
H	166	GLN	GLU	ENGINEERED MUTATION	UNP P30750

- Molecule 3 is ADENOSINE-5'-DIPHOSPHATE (three-letter code: ADP) (formula: $C_{10}H_{15}N_5O_{10}P_2$).



Mol	Chain	Residues	Atoms					ZeroOcc	AltConf
3	C	1	Total	C	N	O	P	0	0
			27	10	5	10	2		
3	D	1	Total	C	N	O	P	0	0
			27	10	5	10	2		
3	G	1	Total	C	N	O	P	0	0
			27	10	5	10	2		
3	H	1	Total	C	N	O	P	0	0
			27	10	5	10	2		

- Molecule 4 is water.

Mol	Chain	Residues	Atoms		ZeroOcc	AltConf
4	A	20	Total	O	0	0
			20	20		
4	B	19	Total	O	0	0
			19	19		
4	C	17	Total	O	0	0
			17	17		

Continued on next page...

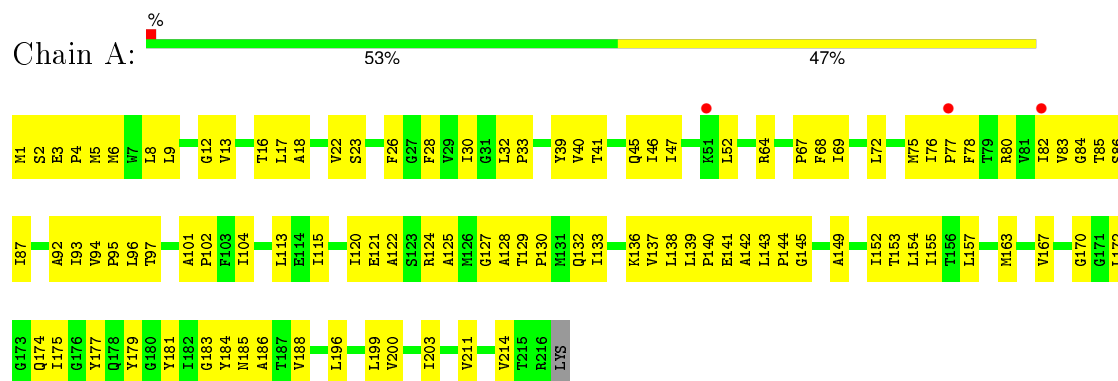
Continued from previous page...

Mol	Chain	Residues	Atoms		ZeroOcc	AltConf
4	D	20	Total 20	O 20	0	0
4	E	12	Total 12	O 12	0	0
4	F	11	Total 11	O 11	0	0
4	G	23	Total 23	O 23	0	0
4	H	24	Total 24	O 24	0	0

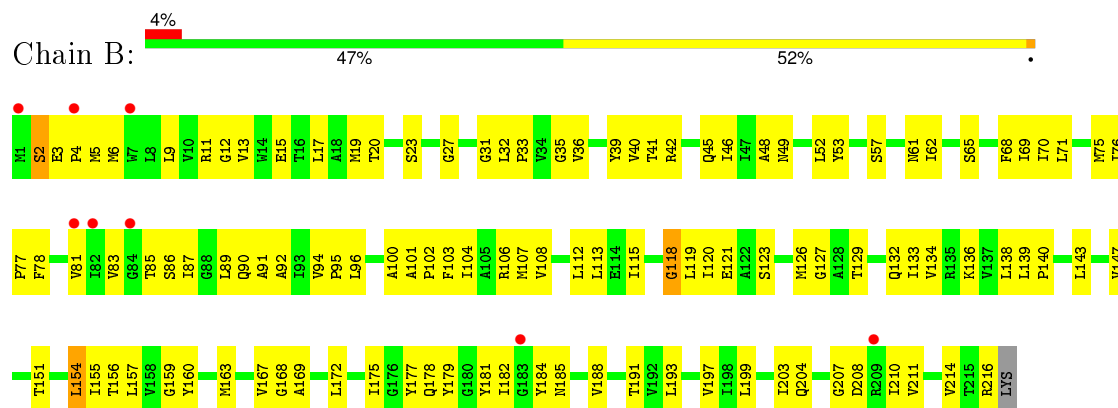
3 Residue-property plots [i](#)

These plots are drawn for all protein, RNA and DNA chains in the entry. The first graphic for a chain summarises the proportions of errors displayed in the second graphic. The second graphic shows the sequence view annotated by issues in geometry and electron density. Residues are color-coded according to the number of geometric quality criteria for which they contain at least one outlier: green = 0, yellow = 1, orange = 2 and red = 3 or more. A red dot above a residue indicates a poor fit to the electron density ($RSRZ > 2$). Stretches of 2 or more consecutive residues without any outlier are shown as a green connector. Residues present in the sample, but not in the model, are shown in grey.

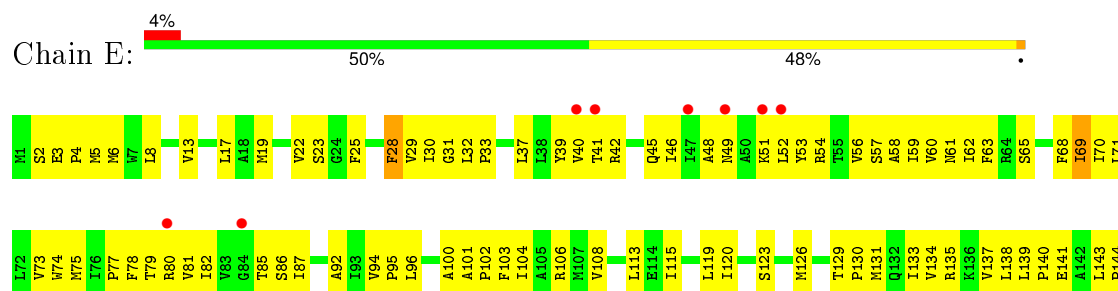
- Molecule 1: D-methionine transport system permease protein metI

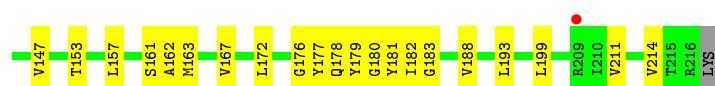


- Molecule 1: D-methionine transport system permease protein metI



- Molecule 1: D-methionine transport system permease protein metI

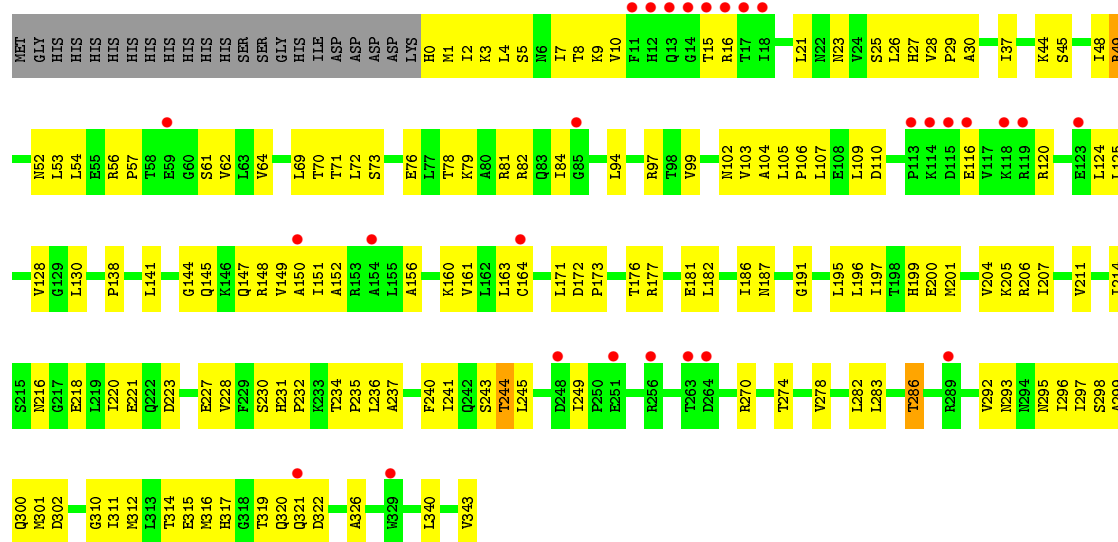




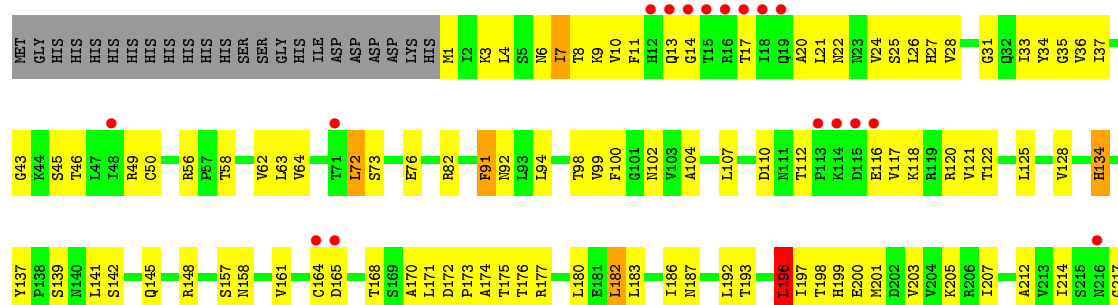
- Molecule 1: D-methionine transport system permease protein metI



- Molecule 2: Methionine import ATP-binding protein MetN

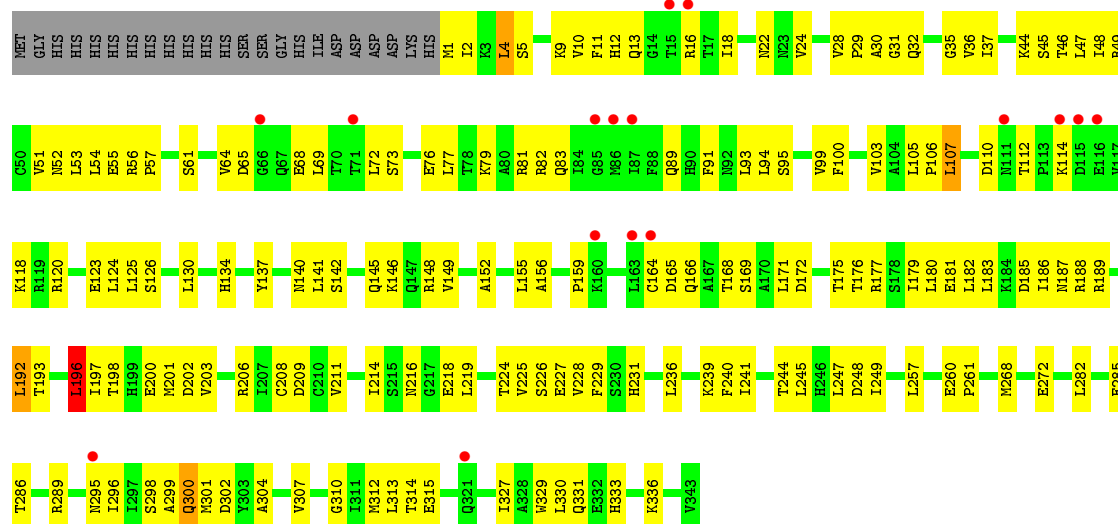


- Molecule 2: Methionine import ATP-binding protein MetN

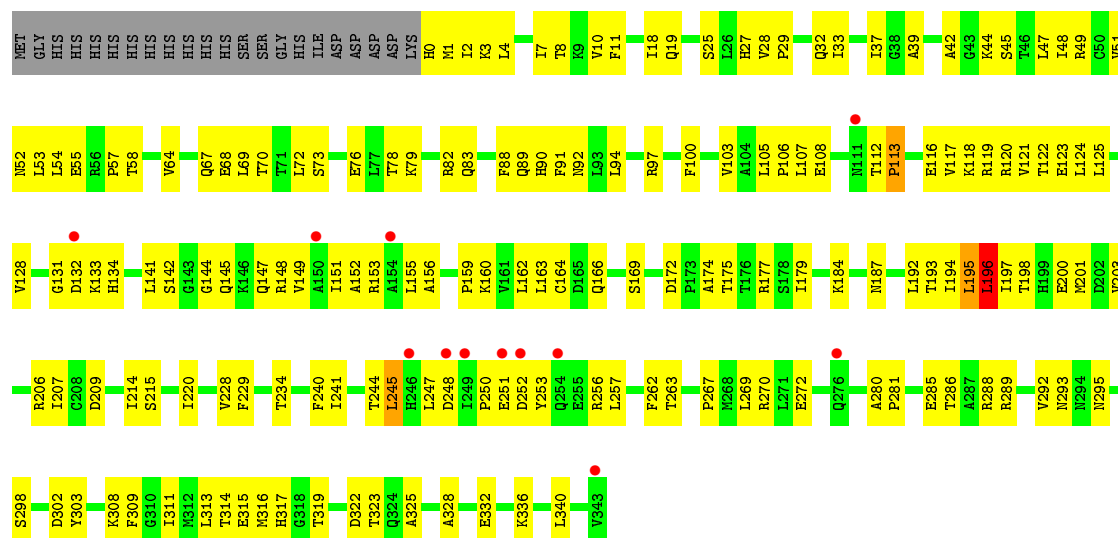




• Molecule 2: Methionine import ATP-binding protein MetN



• Molecule 2: Methionine import ATP-binding protein MetN



4 Data and refinement statistics

Property	Value	Source
Space group	P 1 21 1	Depositor
Cell constants a, b, c, α , β , γ	83.43 Å 140.08 Å 150.07 Å 90.00° 96.39° 90.00°	Depositor
Resolution (Å)	29.61 – 2.90 29.61 – 2.66	Depositor EDS
% Data completeness (in resolution range)	97.9 (29.61-2.90) 84.7 (29.61-2.66)	Depositor EDS
R_{merge}	(Not available)	Depositor
R_{sym}	0.04	Depositor
$\langle I/\sigma(I) \rangle$ ¹	3.76 (at 2.64 Å)	Xtriage
Refinement program	PHENIX (phenix.refine: 1.7.1_743)	Depositor
R, R_{free}	0.240 , 0.303 0.235 , 0.295	Depositor DCC
R_{free} test set	3694 reflections (4.97%)	DCC
Wilson B-factor (Å ²)	50.0	Xtriage
Anisotropy	0.093	Xtriage
Bulk solvent k_{sol} (e/Å ³), B_{sol} (Å ²)	0.28 , 67.0	EDS
Estimated twinning fraction	No twinning to report.	Xtriage
L-test for twinning ²	$\langle L \rangle = 0.48$, $\langle L^2 \rangle = 0.31$	Xtriage
Outliers	2 of 83385 reflections (0.002%)	Xtriage
F_o, F_c correlation	0.91	EDS
Total number of atoms	17386	wwPDB-VP
Average B, all atoms (Å ²)	68.0	wwPDB-VP

Xtriage's analysis on translational NCS is as follows: *The largest off-origin peak in the Patterson function is 3.65% of the height of the origin peak. No significant pseudotranslation is detected.*

¹Intensities estimated from amplitudes.

²Theoretical values of $\langle |L| \rangle$, $\langle L^2 \rangle$ for acentric reflections are 0.5, 0.375 respectively for untwinned datasets, and 0.333, 0.2 for perfectly twinned datasets.

5 Model quality

5.1 Standard geometry

Bond lengths and bond angles in the following residue types are not validated in this section: ADP

The Z score for a bond length (or angle) is the number of standard deviations the observed value is removed from the expected value. A bond length (or angle) with $|Z| > 5$ is considered an outlier worth inspection. RMSZ is the root-mean-square of all Z scores of the bond lengths (or angles).

Mol	Chain	Bond lengths		Bond angles	
		RMSZ	# Z >5	RMSZ	# Z >5
1	A	0.52	0/1660	0.73	0/2267
1	B	0.57	0/1660	0.75	0/2267
1	E	0.51	0/1660	0.67	0/2267
1	F	0.48	0/1660	0.68	1/2267 (0.0%)
2	C	0.47	0/2701	0.68	0/3662
2	D	0.48	0/2690	0.72	2/3647 (0.1%)
2	G	0.48	0/2690	0.71	3/3647 (0.1%)
2	H	0.48	0/2701	0.70	1/3662 (0.0%)
All	All	0.49	0/17422	0.71	7/23686 (0.0%)

Chiral center outliers are detected by calculating the chiral volume of a chiral center and verifying if the center is modelled as a planar moiety or with the opposite hand. A planarity outlier is detected by checking planarity of atoms in a peptide group, atoms in a mainchain group or atoms of a sidechain that are expected to be planar.

Mol	Chain	#Chirality outliers	#Planarity outliers
1	B	0	1
2	G	0	1
2	H	0	2
All	All	0	4

There are no bond length outliers.

All (7) bond angle outliers are listed below:

Mol	Chain	Res	Type	Atoms	Z	Observed(°)	Ideal(°)
2	G	47	LEU	CA-CB-CG	6.71	130.73	115.30
2	D	196	LEU	CA-CB-CG	6.43	130.10	115.30
2	G	196	LEU	CA-CB-CG	5.76	128.55	115.30
2	D	282	LEU	CB-CG-CD2	-5.34	101.92	111.00
1	F	17	LEU	CA-CB-CG	5.30	127.48	115.30

Continued on next page...

Continued from previous page...

Mol	Chain	Res	Type	Atoms	Z	Observed(°)	Ideal(°)
2	G	4	LEU	CA-CB-CG	5.15	127.14	115.30
2	H	196	LEU	CA-CB-CG	5.09	127.01	115.30

There are no chirality outliers.

All (4) planarity outliers are listed below:

Mol	Chain	Res	Type	Group
1	B	118	GLY	Peptide
2	G	12	HIS	Peptide
2	H	113	PRO	Peptide
2	H	132	ASP	Peptide

5.2 Too-close contacts

In the following table, the Non-H and H(model) columns list the number of non-hydrogen atoms and hydrogen atoms in the chain respectively. The H(added) column lists the number of hydrogen atoms added and optimized by MolProbity. The Clashes column lists the number of clashes within the asymmetric unit, whereas Symm-Clashes lists symmetry related clashes.

Mol	Chain	Non-H	H(model)	H(added)	Clashes	Symm-Clashes
1	A	1627	0	1746	109	0
1	B	1627	0	1746	123	0
1	E	1627	0	1746	110	0
1	F	1627	0	1746	103	0
2	C	2661	0	2714	143	0
2	D	2651	0	2707	122	0
2	G	2651	0	2707	140	0
2	H	2661	0	2714	145	0
3	C	27	0	12	2	0
3	D	27	0	12	1	0
3	G	27	0	12	3	0
3	H	27	0	12	4	0
4	A	20	0	0	0	0
4	B	19	0	0	3	0
4	C	17	0	0	1	0
4	D	20	0	0	2	0
4	E	12	0	0	0	0
4	F	11	0	0	0	0
4	G	23	0	0	1	0
4	H	24	0	0	4	0
All	All	17386	0	17874	954	0

The all-atom clashscore is defined as the number of clashes found per 1000 atoms (including hydrogen atoms). The all-atom clashscore for this structure is 27.

All (954) close contacts within the same asymmetric unit are listed below, sorted by their clash magnitude.

Atom-1	Atom-2	Interatomic distance (Å)	Clash overlap (Å)
1:A:163:MET:SD	1:B:69:ILE:HG21	1.91	1.10
2:C:164:CYS:HB2	2:C:196:LEU:HD13	1.33	1.10
1:A:121:GLU:OE2	2:C:49:ARG:NH1	1.91	1.03
1:E:119:LEU:HD21	2:G:94:LEU:HD23	1.36	1.02
2:G:53:LEU:HB2	2:G:81:ARG:HH11	1.28	0.99
2:G:1:MET:HG3	2:G:2:ILE:HG22	1.43	0.98
2:D:82:ARG:HH21	2:D:110:ASP:HB2	1.30	0.96
1:F:73:VAL:O	1:F:76:ILE:HG13	1.66	0.95
2:G:53:LEU:HD11	2:G:69:LEU:HB3	1.48	0.94
1:F:155:ILE:HB	1:F:203:ILE:HD11	1.50	0.94
2:D:319:THR:HG22	2:D:321:GLN:H	1.32	0.93
1:A:85:THR:HG22	1:A:87:ILE:H	1.31	0.93
1:F:129:THR:H	1:F:132:GLN:HE21	1.05	0.92
1:F:13:VAL:HA	1:F:172:LEU:HD11	1.49	0.91
2:G:148:ARG:NH1	4:G:358:HOH:O	2.05	0.89
1:B:119:LEU:O	1:B:123:SER:HB2	1.73	0.89
1:A:154:LEU:HB3	1:A:203:ILE:HD11	1.54	0.88
2:C:220:ILE:HD12	2:C:234:THR:HG21	1.56	0.88
2:H:3:LYS:HG3	2:H:27:HIS:HD2	1.37	0.87
2:H:244:THR:HG23	2:H:245:LEU:HD13	1.54	0.87
2:D:4:LEU:HD22	2:D:62:VAL:HG22	1.54	0.86
1:B:115:ILE:HD11	1:B:138:LEU:HD23	1.56	0.85
2:D:9:LYS:HA	2:D:58:THR:HG22	1.57	0.85
1:E:5:MET:O	1:E:8:LEU:HB3	1.74	0.85
2:G:185:ASP:O	2:G:189:ARG:HG2	1.76	0.85
2:G:31:GLY:H	2:G:193:THR:HG23	1.40	0.84
2:H:107:LEU:HB3	2:H:112:THR:HG21	1.58	0.84
2:C:0:HIS:ND1	2:C:27:HIS:HB3	1.92	0.84
2:D:235:PRO:O	2:D:239:LYS:HG2	1.78	0.84
2:H:286:THR:HG22	2:H:292:VAL:HG21	1.58	0.83
2:H:48:ILE:HD11	2:H:163:LEU:HB3	1.61	0.83
2:D:22:ASN:N	2:D:217:GLY:O	2.10	0.83
2:G:248:ASP:O	2:G:249:ILE:HG22	1.79	0.83
1:A:129:THR:H	1:A:132:GLN:HE21	1.26	0.82
2:C:164:CYS:HB2	2:C:196:LEU:CD1	2.08	0.82
1:A:69:ILE:HD12	1:A:163:MET:CE	2.10	0.81
2:H:253:TYR:OH	2:H:315:GLU:OE2	1.97	0.81

Continued on next page...

Continued from previous page...

Atom-1	Atom-2	Interatomic distance (Å)	Clash overlap (Å)
2:C:195:LEU:HD12	2:C:196:LEU:H	1.46	0.81
1:B:85:THR:HG22	1:B:86:SER:N	1.95	0.80
1:E:32:LEU:HB3	1:E:33:PRO:HD3	1.63	0.80
2:D:128:VAL:O	2:D:148:ARG:HD3	1.81	0.80
2:H:147:GLN:O	2:H:151:ILE:HG13	1.80	0.80
1:B:20:THR:CG2	1:B:154:LEU:HD12	2.11	0.80
1:A:32:LEU:HB3	1:A:33:PRO:HD3	1.61	0.80
2:G:229:PHE:HA	2:G:241:ILE:CD1	2.11	0.80
2:C:316:MET:CE	2:C:326:ALA:HB3	2.10	0.80
1:B:45:GLN:O	4:B:247:HOH:O	2.00	0.80
2:C:62:VAL:HG12	2:C:69:LEU:HD12	1.64	0.80
1:E:41:THR:CG2	1:E:53:TYR:HB2	2.12	0.80
2:H:272:GLU:HB2	2:H:336:LYS:HB3	1.65	0.79
1:B:94:VAL:HB	1:B:95:PRO:HD3	1.64	0.79
1:A:179:TYR:HB3	1:A:188:VAL:HG11	1.63	0.79
2:G:73:SER:HB2	2:G:76:GLU:HB2	1.64	0.79
1:E:69:ILE:HG23	1:E:70:ILE:HD12	1.62	0.79
1:B:210:ILE:O	1:B:214:VAL:HG23	1.82	0.79
1:E:163:MET:SD	1:F:69:ILE:HG21	2.21	0.79
2:D:285:GLU:HG3	2:D:289:ARG:HD2	1.65	0.79
1:F:38:LEU:HD21	1:F:106:ARG:HH21	1.48	0.78
2:D:34:TYR:OH	2:D:212:ALA:HB2	1.83	0.78
2:H:288:ARG:HD2	4:H:349:HOH:O	1.84	0.78
2:H:286:THR:HG22	2:H:292:VAL:CG2	2.13	0.78
1:B:188:VAL:HA	1:B:191:THR:HG22	1.63	0.77
1:E:69:ILE:HD12	1:F:163:MET:HA	1.67	0.77
2:C:130:LEU:HD11	2:C:148:ARG:HB2	1.67	0.77
2:H:164:CYS:HB2	2:H:196:LEU:HB3	1.67	0.77
2:G:185:ASP:OD1	2:G:188:ARG:NH1	2.17	0.77
1:F:139:LEU:HB2	1:F:140:PRO:HD3	1.67	0.76
1:F:129:THR:H	1:F:132:GLN:NE2	1.83	0.76
2:H:1:MET:HB3	2:H:193:THR:HG21	1.65	0.76
2:G:110:ASP:O	2:G:112:THR:HG23	1.85	0.76
1:A:185:ASN:HB3	1:A:188:VAL:HG12	1.68	0.76
1:B:207:GLY:HA2	1:B:210:ILE:HG22	1.66	0.76
1:F:13:VAL:HA	1:F:172:LEU:CD1	2.16	0.75
2:C:316:MET:HE3	2:C:326:ALA:HB3	1.69	0.75
2:G:123:GLU:O	2:G:126:SER:N	2.19	0.75
2:G:299:ALA:HB2	2:G:312:MET:HG3	1.67	0.75
1:A:75:MET:HA	1:A:78:PHE:HD2	1.51	0.75
2:D:205:LYS:HD3	2:D:244:THR:HG21	1.69	0.75

Continued on next page...

Continued from previous page...

Atom-1	Atom-2	Interatomic distance (Å)	Clash overlap (Å)
2:G:31:GLY:H	2:G:193:THR:CG2	1.99	0.74
2:H:247:LEU:HD12	2:H:313:LEU:HG	1.68	0.74
2:H:220:ILE:HG22	2:H:234:THR:HG21	1.67	0.74
1:B:132:GLN:O	1:B:136:LYS:HB2	1.86	0.74
2:D:237:ALA:O	2:D:241:ILE:HG12	1.88	0.74
2:G:107:LEU:HD21	2:G:156:ALA:HB1	1.69	0.74
1:F:129:THR:N	1:F:132:GLN:HE21	1.85	0.73
2:H:270:ARG:HB2	2:H:340:LEU:HD11	1.70	0.73
1:E:123:SER:HA	1:E:126:MET:HE3	1.69	0.73
2:H:103:VAL:O	2:H:106:PRO:HD2	1.88	0.73
2:G:53:LEU:CB	2:G:81:ARG:HH11	2.01	0.73
2:G:100:PHE:HD2	2:G:134:HIS:HE2	1.37	0.73
2:D:49:ARG:NH2	2:D:165:ASP:OD2	2.22	0.73
1:B:41:THR:HG22	1:B:53:TYR:HB2	1.69	0.73
1:E:23:SER:HB2	1:E:157:LEU:HD13	1.69	0.73
2:G:45:SER:HA	2:G:48:ILE:HG22	1.71	0.72
1:F:13:VAL:CA	1:F:172:LEU:HD11	2.17	0.72
2:G:99:VAL:CG1	2:G:141:LEU:HD11	2.20	0.72
1:B:19:MET:HE3	1:B:169:ALA:HB1	1.71	0.72
1:B:2:SER:CB	1:B:4:PRO:HD2	2.19	0.72
1:B:204:GLN:O	1:B:208:ASP:HB2	1.90	0.72
2:G:1:MET:HB2	2:G:65:ASP:H	1.54	0.72
2:C:283:LEU:O	2:C:286:THR:HG22	1.90	0.72
1:B:179:TYR:O	1:B:184:TYR:N	2.23	0.72
2:D:319:THR:HB	2:D:322:ASP:H	1.55	0.72
1:A:69:ILE:HD12	1:A:163:MET:HE2	1.72	0.71
2:C:163:LEU:HD23	2:C:195:LEU:HB3	1.73	0.71
2:G:229:PHE:HA	2:G:241:ILE:HD13	1.71	0.71
1:A:132:GLN:O	1:A:136:LYS:HB2	1.90	0.71
1:A:149:ALA:HA	1:A:152:ILE:HG22	1.72	0.71
2:C:220:ILE:HD11	2:C:236:LEU:HD23	1.71	0.71
2:G:29:PRO:HB2	2:G:32:GLN:HG3	1.72	0.71
1:E:119:LEU:HD21	2:G:94:LEU:CD2	2.15	0.71
1:E:115:ILE:HD12	1:E:138:LEU:HD23	1.73	0.70
1:F:2:SER:HB3	1:F:4:PRO:HD2	1.72	0.70
2:H:303:TYR:CE2	2:H:308:LYS:HB2	2.26	0.70
1:E:143:LEU:HD23	1:E:214:VAL:HG13	1.71	0.70
2:D:319:THR:HG22	2:D:320:GLN:N	2.07	0.70
2:H:319:THR:HG23	2:H:322:ASP:HB2	1.73	0.70
2:G:304:ALA:O	2:G:307:VAL:HG12	1.91	0.70
2:G:100:PHE:HD2	2:G:134:HIS:NE2	1.90	0.70

Continued on next page...

Continued from previous page...

Atom-1	Atom-2	Interatomic distance (Å)	Clash overlap (Å)
2:H:144:GLY:HA2	2:H:179:ILE:HD11	1.72	0.70
2:C:103:VAL:HG21	2:C:125:LEU:HD11	1.74	0.70
2:H:285:GLU:OE2	2:H:289:ARG:NE	2.24	0.70
1:E:39:TYR:HA	1:E:42:ARG:HG3	1.73	0.70
2:D:212:ALA:HB1	2:D:219:LEU:HD23	1.74	0.69
2:G:36:VAL:HB	2:G:197:ILE:HG22	1.72	0.69
2:H:262:PHE:CD1	2:H:263:THR:N	2.60	0.69
1:B:39:TYR:CD1	1:B:113:LEU:HD23	2.26	0.69
1:E:94:VAL:HB	1:E:95:PRO:HD3	1.74	0.69
1:B:61:ASN:ND2	4:B:221:HOH:O	2.24	0.69
2:G:146:LYS:O	2:G:149:VAL:HG12	1.91	0.69
2:H:97:ARG:NH2	2:H:108:GLU:OE2	2.25	0.69
2:G:200:GLU:HB2	2:G:203:VAL:HG23	1.74	0.69
1:E:41:THR:HG22	1:E:53:TYR:HB2	1.74	0.69
1:B:9:LEU:HA	1:B:175:ILE:HD13	1.74	0.69
1:E:167:VAL:HG12	1:E:167:VAL:O	1.93	0.69
2:D:112:THR:HG22	2:D:116:GLU:HB3	1.74	0.68
1:B:2:SER:HB3	1:B:4:PRO:HD2	1.75	0.68
1:A:23:SER:HA	1:A:97:THR:HG22	1.75	0.68
1:B:20:THR:HG22	1:B:154:LEU:HD12	1.73	0.68
2:C:196:LEU:HD12	2:C:197:ILE:N	2.07	0.68
1:E:28:PHE:HD1	1:E:104:ILE:HD13	1.59	0.68
2:G:89:GLN:HB2	2:G:166:GLN:HB2	1.73	0.68
1:F:92:ALA:HB2	1:F:169:ALA:HB1	1.76	0.68
1:E:45:GLN:O	1:E:48:ALA:HB2	1.94	0.68
1:A:163:MET:SD	1:B:69:ILE:CG2	2.78	0.67
2:H:29:PRO:HG2	2:H:32:GLN:OE1	1.95	0.67
1:B:115:ILE:O	1:B:115:ILE:HG13	1.95	0.67
1:B:134:VAL:HA	1:B:138:LEU:HB2	1.76	0.67
1:E:28:PHE:CD1	1:E:104:ILE:HD13	2.29	0.67
2:G:9:LYS:HE2	2:G:56:ARG:O	1.94	0.67
1:A:69:ILE:HD12	1:A:163:MET:HE3	1.76	0.67
1:F:119:LEU:O	1:F:123:SER:OG	2.09	0.67
2:G:4:LEU:HD11	2:G:51:VAL:HG22	1.76	0.67
2:G:245:LEU:HD12	2:G:300:GLN:HB3	1.75	0.67
1:A:75:MET:HA	1:A:78:PHE:CD2	2.30	0.67
2:G:45:SER:O	2:G:49:ARG:HD2	1.95	0.67
1:E:92:ALA:O	1:E:95:PRO:HD2	1.94	0.67
1:F:178:GLN:O	1:F:182:ILE:HG13	1.95	0.67
1:A:68:PHE:CZ	1:A:96:LEU:HD12	2.30	0.66
1:A:211:VAL:O	1:A:214:VAL:HG22	1.95	0.66

Continued on next page...

Continued from previous page...

Atom-1	Atom-2	Interatomic distance (Å)	Clash overlap (Å)
2:H:53:LEU:HD12	2:H:69:LEU:HB3	1.78	0.66
2:H:293:ASN:HB2	2:H:317:HIS:HB2	1.77	0.66
2:H:201:MET:CE	2:H:240:PHE:HB3	2.25	0.66
2:G:142:SER:OG	2:G:145:GLN:HG2	1.95	0.66
2:C:299:ALA:CB	2:C:312:MET:HG2	2.26	0.66
1:B:62:ILE:O	1:B:65:SER:OG	2.13	0.66
2:G:82:ARG:HG2	2:G:82:ARG:HH11	1.60	0.66
2:D:293:ASN:HB2	2:D:317:HIS:HB2	1.77	0.66
1:A:40:VAL:O	1:A:45:GLN:HB3	1.96	0.66
1:B:216:ARG:O	4:B:5032:HOH:O	2.13	0.66
2:G:248:ASP:O	2:G:249:ILE:CG2	2.44	0.66
1:B:118:GLY:O	2:D:92:ASN:OD1	2.14	0.66
1:B:127:GLY:HA3	2:D:82:ARG:HH12	1.61	0.66
2:D:142:SER:HB2	2:D:145:GLN:HG3	1.78	0.66
2:H:3:LYS:HG3	2:H:27:HIS:CD2	2.26	0.65
2:H:302:ASP:HB2	2:H:309:PHE:CZ	2.31	0.65
1:B:151:THR:HG21	1:B:204:GLN:HG3	1.78	0.65
2:H:256:ARG:O	2:H:257:LEU:HD12	1.97	0.65
2:G:229:PHE:HA	2:G:241:ILE:HD11	1.79	0.65
1:F:92:ALA:CB	1:F:169:ALA:HB1	2.26	0.65
2:G:282:LEU:O	2:G:286:THR:HG23	1.95	0.65
1:A:200:VAL:HA	1:A:203:ILE:HG22	1.78	0.65
2:H:295:ASN:HB2	2:H:315:GLU:HB2	1.79	0.65
2:D:100:PHE:HD2	2:D:134:HIS:CD2	2.14	0.65
1:E:163:MET:HG2	1:F:163:MET:CE	2.27	0.65
2:D:45:SER:O	2:D:49:ARG:HG2	1.96	0.65
2:D:37:ILE:HD13	2:D:201:MET:SD	2.37	0.65
1:E:41:THR:HG21	1:E:53:TYR:HB2	1.79	0.65
2:H:142:SER:N	2:H:145:GLN:OE1	2.28	0.65
2:H:105:LEU:HB3	2:H:106:PRO:HD3	1.79	0.64
1:A:23:SER:OG	1:A:96:LEU:HB3	1.97	0.64
1:E:5:MET:CE	1:E:188:VAL:HG21	2.27	0.64
2:H:48:ILE:HG23	2:H:49:ARG:N	2.11	0.64
2:G:197:ILE:O	2:G:198:THR:HB	1.96	0.64
2:C:214:ILE:HG13	2:C:218:GLU:O	1.96	0.64
2:C:220:ILE:CD1	2:C:236:LEU:HD23	2.27	0.64
1:F:41:THR:HA	1:F:48:ALA:HA	1.78	0.64
1:A:179:TYR:HB3	1:A:188:VAL:CG1	2.28	0.64
1:B:85:THR:CG2	1:B:86:SER:N	2.60	0.64
1:A:41:THR:HG21	1:A:52:LEU:HD12	1.79	0.63
2:D:7:ILE:HG22	2:D:21:LEU:HD13	1.80	0.63

Continued on next page...

Continued from previous page...

Atom-1	Atom-2	Interatomic distance (Å)	Clash overlap (Å)
2:D:175:THR:HG23	4:D:347:HOH:O	1.99	0.63
2:D:285:GLU:HG3	2:D:289:ARG:CD	2.28	0.63
2:G:44:LYS:HE3	3:G:2503:ADP:O3B	1.98	0.63
2:C:195:LEU:HD12	2:C:196:LEU:N	2.12	0.63
2:C:292:VAL:HG11	2:C:316:MET:CE	2.28	0.63
1:F:18:ALA:O	1:F:22:VAL:HG23	1.98	0.63
1:F:37:LEU:HD11	1:F:52:LEU:HD21	1.80	0.63
1:A:200:VAL:O	1:A:203:ILE:HG22	1.99	0.63
2:D:24:VAL:HG13	2:D:219:LEU:HD12	1.81	0.63
1:A:144:PRO:HB3	1:A:214:VAL:HG21	1.79	0.63
2:G:296:ILE:HG12	2:G:314:THR:HG22	1.81	0.62
2:G:224:THR:O	2:G:228:VAL:HG23	1.99	0.62
2:D:205:LYS:HG2	2:D:229:PHE:CZ	2.33	0.62
1:F:47:ILE:HG13	1:F:47:ILE:O	1.99	0.62
2:C:27:HIS:O	2:C:29:PRO:HD3	1.99	0.62
2:H:45:SER:HB2	3:H:2502:ADP:O2A	1.99	0.62
2:C:316:MET:HE1	2:C:326:ALA:HB3	1.81	0.62
1:F:80:ARG:HB2	1:F:86:SER:HB3	1.82	0.62
1:A:154:LEU:HB3	1:A:203:ILE:CD1	2.27	0.62
2:G:11:PHE:HB2	2:G:18:ILE:HG22	1.80	0.62
2:H:148:ARG:HD2	4:H:350:HOH:O	1.99	0.62
1:E:2:SER:O	1:E:5:MET:N	2.33	0.62
1:B:13:VAL:HG22	1:B:172:LEU:HD11	1.80	0.62
2:G:187:ASN:ND2	2:G:192:LEU:O	2.30	0.62
2:C:2:ILE:HG12	2:C:28:VAL:HB	1.80	0.62
1:B:3:GLU:N	1:B:4:PRO:CD	2.62	0.62
2:C:37:ILE:HG12	2:C:240:PHE:CE2	2.35	0.62
1:E:32:LEU:HB3	1:E:33:PRO:CD	2.30	0.62
2:H:220:ILE:CG2	2:H:234:THR:HG21	2.28	0.62
2:H:303:TYR:OH	2:H:308:LYS:HE2	2.00	0.62
1:F:134:VAL:HA	1:F:138:LEU:HD12	1.82	0.62
2:D:214:ILE:HA	2:D:219:LEU:HA	1.82	0.61
2:H:112:THR:HG23	2:H:117:VAL:HG22	1.82	0.61
1:E:69:ILE:HB	1:E:163:MET:HE2	1.80	0.61
2:C:73:SER:HB2	2:C:76:GLU:HG2	1.81	0.61
2:C:0:HIS:ND1	2:C:27:HIS:CB	2.64	0.61
2:D:33:ILE:HD13	2:D:207:ILE:HB	1.83	0.61
2:H:45:SER:HB2	3:H:2502:ADP:PA	2.40	0.61
2:D:234:THR:HG22	2:D:236:LEU:H	1.65	0.61
1:B:32:LEU:HB3	1:B:33:PRO:HD3	1.83	0.61
1:B:36:VAL:O	1:B:40:VAL:HG22	2.01	0.60

Continued on next page...

Continued from previous page...

Atom-1	Atom-2	Interatomic distance (Å)	Clash overlap (Å)
2:H:11:PHE:HB3	3:H:2502:ADP:C2	2.36	0.60
2:G:179:ILE:O	2:G:182:LEU:HB3	2.01	0.60
2:G:272:GLU:HB2	2:G:336:LYS:HB3	1.83	0.60
2:H:201:MET:HE3	2:H:240:PHE:HB3	1.84	0.60
2:C:299:ALA:HB1	2:C:312:MET:HG2	1.82	0.60
2:G:236:LEU:O	2:G:239:LYS:HB2	2.01	0.60
2:C:315:GLU:HG3	2:C:317:HIS:NE2	2.16	0.60
2:D:4:LEU:CD2	2:D:62:VAL:HG22	2.27	0.60
1:F:129:THR:OG1	1:F:132:GLN:HG3	2.02	0.60
1:A:128:ALA:HB2	2:C:109:LEU:HD13	1.83	0.60
2:G:166:GLN:HB3	2:G:169:SER:HB2	1.84	0.60
2:D:8:THR:HG23	2:D:22:ASN:HA	1.83	0.60
2:H:89:GLN:HG3	2:H:169:SER:HB3	1.84	0.60
1:B:85:THR:HG22	1:B:86:SER:H	1.65	0.60
2:G:296:ILE:HA	2:G:314:THR:HG22	1.83	0.60
2:H:144:GLY:O	2:H:148:ARG:HG3	2.00	0.60
2:C:206:ARG:HG2	2:C:207:ILE:HG23	1.84	0.60
1:B:39:TYR:CE1	1:B:113:LEU:HD23	2.37	0.60
2:C:172:ASP:O	2:C:176:THR:HG23	2.02	0.60
1:E:163:MET:HE2	1:F:163:MET:HG2	1.84	0.59
1:F:2:SER:O	1:F:6:MET:HG2	2.02	0.59
1:A:28:PHE:CD1	1:A:104:ILE:HD13	2.37	0.59
1:A:92:ALA:O	1:A:95:PRO:HG2	2.02	0.59
1:F:46:ILE:HD11	1:F:120:ILE:HG23	1.84	0.59
1:F:151:THR:O	1:F:155:ILE:HG22	2.02	0.59
1:A:2:SER:HB2	1:A:4:PRO:HD2	1.83	0.59
1:F:36:VAL:HG12	1:F:112:LEU:HD11	1.83	0.59
2:H:200:GLU:O	2:H:203:VAL:HG12	2.03	0.59
2:H:319:THR:CG2	2:H:322:ASP:HB2	2.32	0.59
2:C:103:VAL:O	2:C:106:PRO:HD2	2.02	0.59
1:B:87:ILE:HG13	1:B:168:GLY:O	2.02	0.59
2:G:105:LEU:N	2:G:106:PRO:HD2	2.18	0.59
1:B:216:ARG:HG2	2:D:139:SER:HB2	1.85	0.59
2:H:123:GLU:HG3	2:H:124:LEU:HD13	1.83	0.59
1:B:207:GLY:HA2	1:B:210:ILE:CG2	2.33	0.59
1:E:59:ILE:HG13	1:E:60:VAL:N	2.18	0.59
2:C:44:LYS:HE3	3:C:2500:ADP:O1B	2.02	0.59
1:A:163:MET:HE1	1:B:163:MET:O	2.03	0.58
2:G:296:ILE:HG12	2:G:314:THR:CG2	2.32	0.58
2:H:164:CYS:HB2	2:H:196:LEU:CB	2.33	0.58
2:C:293:ASN:HB2	2:C:317:HIS:HB2	1.85	0.58

Continued on next page...

Continued from previous page...

Atom-1	Atom-2	Interatomic distance (Å)	Clash overlap (Å)
2:H:89:GLN:HB2	2:H:166:GLN:HB2	1.84	0.58
2:C:1:MET:HE2	2:C:160:LYS:HB3	1.84	0.58
2:C:171:LEU:HB2	2:C:176:THR:HG22	1.85	0.58
1:A:80:ARG:O	1:A:84:GLY:N	2.34	0.58
1:A:93:ILE:O	1:A:97:THR:HG23	2.03	0.58
2:D:319:THR:HG22	2:D:321:GLN:N	2.13	0.58
1:A:185:ASN:HB3	1:A:188:VAL:CG1	2.34	0.58
1:A:94:VAL:N	1:A:95:PRO:HD2	2.17	0.58
2:H:328:ALA:O	2:H:332:GLU:HG2	2.03	0.58
2:G:103:VAL:O	2:G:106:PRO:HD2	2.04	0.58
1:B:78:PHE:O	1:B:81:VAL:HG12	2.03	0.58
2:D:82:ARG:O	2:D:157:SER:OG	2.21	0.58
2:H:229:PHE:CZ	2:H:244:THR:HG21	2.38	0.58
2:G:99:VAL:HG12	2:G:141:LEU:HD11	1.86	0.58
2:D:266:VAL:HG21	2:D:317:HIS:CE1	2.39	0.58
2:C:1:MET:CE	2:C:160:LYS:HB3	2.33	0.58
2:H:64:VAL:O	2:H:67:GLN:HG2	2.04	0.58
2:G:68:GLU:HA	2:G:68:GLU:OE1	2.04	0.58
2:C:231:HIS:N	2:C:232:PRO:HD3	2.19	0.58
2:D:21:LEU:HA	2:D:217:GLY:CA	2.34	0.58
2:H:151:ILE:O	2:H:155:LEU:HG	2.04	0.58
1:A:26:PHE:O	1:A:30:ILE:HG22	2.04	0.58
1:F:2:SER:C	1:F:4:PRO:HD2	2.24	0.58
2:C:1:MET:HG3	2:C:2:ILE:HG23	1.86	0.58
2:G:327:ILE:O	2:G:331:GLN:HG3	2.04	0.57
2:C:56:ARG:NH1	2:C:70:THR:O	2.37	0.57
1:A:17:LEU:HD21	1:A:199:LEU:HD11	1.85	0.57
2:D:174:ALA:O	2:D:177:ARG:HB2	2.04	0.57
2:G:114:LYS:HE2	2:G:118:LYS:HE3	1.84	0.57
2:C:196:LEU:HD12	2:C:197:ILE:H	1.67	0.57
1:B:89:LEU:HD12	1:B:90:GLN:N	2.20	0.57
1:E:63:PHE:HB3	1:E:102:PRO:HG2	1.86	0.57
2:G:9:LYS:HE3	2:G:55:GLU:HG3	1.86	0.57
2:C:72:LEU:HG	2:C:76:GLU:HB2	1.86	0.57
2:D:73:SER:HB2	2:D:76:GLU:HB2	1.86	0.57
2:C:292:VAL:HG11	2:C:316:MET:HE2	1.86	0.57
1:E:163:MET:HG2	1:F:163:MET:HE2	1.86	0.57
1:B:2:SER:O	1:B:6:MET:HG2	2.04	0.57
2:C:312:MET:HE1	4:D:351:HOH:O	2.04	0.57
2:G:125:LEU:O	2:G:130:LEU:N	2.38	0.57
1:A:163:MET:HG2	1:B:163:MET:HE2	1.85	0.57

Continued on next page...

Continued from previous page...

Atom-1	Atom-2	Interatomic distance (Å)	Clash overlap (Å)
2:C:282:LEU:O	2:C:286:THR:HB	2.04	0.57
2:G:329:TRP:O	2:G:333:HIS:HD2	1.87	0.57
1:E:37:LEU:HA	1:E:40:VAL:HG22	1.85	0.57
2:H:267:PRO:HB2	2:H:269:LEU:HD11	1.87	0.57
1:B:178:GLN:OE1	1:B:182:ILE:HD12	2.04	0.57
1:B:115:ILE:CD1	1:B:138:LEU:HD23	2.34	0.56
2:G:298:SER:HB3	2:G:313:LEU:HB2	1.86	0.56
2:H:119:ARG:O	2:H:122:THR:OG1	2.18	0.56
2:D:34:TYR:C	2:D:34:TYR:CD1	2.78	0.56
1:A:92:ALA:O	1:A:95:PRO:HD2	2.05	0.56
2:C:147:GLN:O	2:C:151:ILE:HG13	2.06	0.56
1:A:154:LEU:CB	1:A:203:ILE:HD11	2.31	0.56
2:D:7:ILE:N	2:D:24:VAL:O	2.36	0.56
2:G:45:SER:HA	2:G:48:ILE:CG2	2.34	0.56
1:E:46:ILE:H	1:E:46:ILE:HD12	1.71	0.56
2:C:5:SER:HB2	2:C:61:SER:HB3	1.87	0.56
2:H:286:THR:CG2	2:H:292:VAL:HG21	2.33	0.56
2:D:50:CYS:O	2:D:62:VAL:HG21	2.06	0.56
2:D:20:ALA:O	2:D:43:GLY:HA3	2.06	0.56
2:H:68:GLU:OE2	2:H:70:THR:OG1	2.22	0.56
1:E:130:PRO:HA	1:E:133:ILE:HD12	1.87	0.56
2:C:211:VAL:HG13	2:C:211:VAL:O	2.06	0.56
2:C:145:GLN:O	2:C:149:VAL:HG23	2.06	0.56
2:H:124:LEU:HD23	2:H:156:ALA:HA	1.87	0.56
1:E:78:PHE:O	1:E:81:VAL:HG22	2.06	0.56
1:A:137:VAL:O	1:A:140:PRO:HD2	2.06	0.56
1:E:42:ARG:HH21	1:E:113:LEU:HD11	1.71	0.55
1:A:76:ILE:HB	1:A:77:PRO:HD3	1.87	0.55
1:E:68:PHE:CZ	1:E:96:LEU:HD23	2.41	0.55
1:F:3:GLU:N	1:F:4:PRO:CD	2.70	0.55
1:B:42:ARG:HD3	1:B:113:LEU:HD21	1.87	0.55
1:F:137:VAL:O	1:F:141:GLU:HB2	2.06	0.55
2:H:94:LEU:HD12	2:H:97:ARG:HD2	1.88	0.55
1:E:46:ILE:HG21	1:E:130:PRO:HG3	1.87	0.55
2:G:89:GLN:HG3	2:G:169:SER:HB3	1.87	0.55
1:B:118:GLY:HA2	1:B:121:GLU:HB2	1.86	0.55
2:D:31:GLY:O	2:D:187:ASN:ND2	2.37	0.55
2:C:52:ASN:HB3	2:C:54:LEU:HG	1.88	0.55
2:D:168:THR:HB	2:D:176:THR:HG23	1.88	0.55
1:E:19:MET:CE	1:E:161:SER:HB2	2.36	0.55
2:C:163:LEU:CD2	2:C:195:LEU:HB3	2.35	0.55

Continued on next page...

Continued from previous page...

Atom-1	Atom-2	Interatomic distance (Å)	Clash overlap (Å)
1:B:85:THR:CG2	1:B:86:SER:H	2.18	0.55
2:G:168:THR:HA	2:G:171:LEU:HD12	1.89	0.55
1:A:30:ILE:O	1:A:33:PRO:HD2	2.07	0.55
2:G:124:LEU:HD23	2:G:152:ALA:O	2.06	0.55
1:B:9:LEU:HA	1:B:175:ILE:CD1	2.37	0.55
2:G:48:ILE:HD13	2:G:197:ILE:HG12	1.89	0.55
1:A:121:GLU:CD	2:C:49:ARG:NH1	2.60	0.55
2:H:105:LEU:O	2:H:108:GLU:HB2	2.07	0.55
2:G:46:THR:OG1	3:G:2503:ADP:O1A	2.24	0.55
2:D:72:LEU:CD1	2:D:76:GLU:HB3	2.37	0.55
2:C:9:LYS:HE3	2:C:10:VAL:O	2.07	0.55
1:E:119:LEU:HD11	2:G:93:LEU:O	2.06	0.54
2:G:330:LEU:O	2:G:333:HIS:O	2.25	0.54
2:H:248:ASP:O	2:H:250:PRO:HD3	2.07	0.54
2:G:168:THR:HB	2:G:176:THR:HG23	1.89	0.54
1:A:39:TYR:HE1	1:A:113:LEU:HD23	1.72	0.54
2:D:91:PHE:CD1	2:D:91:PHE:N	2.74	0.54
1:B:9:LEU:HD11	1:B:191:THR:HG23	1.89	0.54
2:G:29:PRO:O	2:G:32:GLN:HB2	2.07	0.54
2:H:322:ASP:HA	2:H:325:ALA:HB3	1.87	0.54
1:A:13:VAL:HA	1:A:172:LEU:HD11	1.90	0.54
1:E:129:THR:HG22	1:E:131:MET:H	1.71	0.54
2:C:138:PRO:HA	2:C:141:LEU:HD12	1.90	0.54
2:H:83:GLN:OE1	2:H:160:LYS:HE2	2.07	0.54
1:E:115:ILE:HD13	1:E:141:GLU:HB3	1.90	0.54
1:E:80:ARG:HB2	1:E:86:SER:HB2	1.89	0.54
1:F:210:ILE:O	1:F:214:VAL:HG12	2.08	0.54
1:B:92:ALA:O	1:B:95:PRO:HD2	2.08	0.54
2:H:215:SER:HB3	2:H:220:ILE:HD11	1.89	0.54
1:F:100:ALA:HA	1:F:103:PHE:CE2	2.42	0.54
1:E:147:VAL:HG23	1:E:211:VAL:HG22	1.90	0.54
2:H:229:PHE:HZ	2:H:244:THR:HG21	1.71	0.54
2:G:244:THR:HG23	2:G:245:LEU:HD22	1.90	0.54
1:F:38:LEU:HD21	1:F:106:ARG:NH2	2.22	0.54
2:D:72:LEU:HD13	2:D:76:GLU:HB3	1.90	0.54
1:E:58:ALA:O	1:E:62:ILE:HG12	2.08	0.54
2:G:37:ILE:HG12	2:G:240:PHE:CE2	2.43	0.54
1:B:15:GLU:OE1	1:B:89:LEU:HD23	2.08	0.54
2:G:296:ILE:HD13	2:G:312:MET:SD	2.48	0.54
2:G:312:MET:HG2	2:G:314:THR:HG23	1.90	0.54
1:B:101:ALA:N	1:B:102:PRO:HD2	2.23	0.54

Continued on next page...

Continued from previous page...

Atom-1	Atom-2	Interatomic distance (Å)	Clash overlap (Å)
1:F:167:VAL:O	1:F:167:VAL:HG12	2.08	0.54
1:E:120:ILE:O	1:E:123:SER:OG	2.19	0.53
1:B:155:ILE:HD11	1:B:204:GLN:HB2	1.88	0.53
1:B:118:GLY:HA2	1:B:121:GLU:CB	2.38	0.53
2:D:199:HIS:CE1	2:D:200:GLU:HG3	2.42	0.53
1:E:137:VAL:O	1:E:141:GLU:HB2	2.07	0.53
1:E:30:ILE:HG13	1:E:31:GLY:N	2.24	0.53
1:E:71:LEU:O	1:E:75:MET:HG2	2.07	0.53
2:C:15:THR:HG23	2:C:16:ARG:HG2	1.89	0.53
2:D:100:PHE:CD2	2:D:134:HIS:CD2	2.96	0.53
1:F:134:VAL:HG22	1:F:138:LEU:HD12	1.90	0.53
1:A:121:GLU:CD	2:C:49:ARG:HH12	2.10	0.53
1:B:216:ARG:N	1:B:216:ARG:HD2	2.24	0.53
2:D:6:ASN:H	2:D:25:SER:HB3	1.74	0.53
2:H:48:ILE:CG2	2:H:49:ARG:N	2.71	0.53
2:G:123:GLU:O	2:G:126:SER:HB2	2.09	0.53
1:B:184:TYR:CG	1:B:184:TYR:O	2.62	0.53
2:G:142:SER:H	2:G:145:GLN:HE21	1.57	0.53
2:H:198:THR:HG21	2:H:203:VAL:HG13	1.88	0.53
2:C:319:THR:HG22	2:C:321:GLN:H	1.71	0.53
2:C:150:ALA:HB1	4:C:356:HOH:O	2.08	0.53
2:G:285:GLU:HG3	2:G:289:ARG:HE	1.74	0.53
2:C:48:ILE:HD11	2:C:163:LEU:HD22	1.91	0.53
2:G:2:ILE:H	2:G:64:VAL:HA	1.74	0.53
1:F:127:GLY:O	2:H:78:THR:HG23	2.09	0.53
2:D:164:CYS:HB2	2:D:196:LEU:CB	2.39	0.53
2:G:52:ASN:O	2:G:53:LEU:HB2	2.09	0.53
1:E:134:VAL:HA	1:E:138:LEU:HB2	1.90	0.53
1:E:28:PHE:HD1	1:E:104:ILE:CD1	2.21	0.53
2:D:164:CYS:HB2	2:D:196:LEU:HB3	1.90	0.53
2:C:241:ILE:O	2:C:244:THR:HG22	2.08	0.53
2:D:180:LEU:HD23	2:D:183:LEU:HD12	1.90	0.53
2:C:199:HIS:CE1	2:C:200:GLU:HG3	2.44	0.53
2:H:201:MET:HE2	2:H:240:PHE:HB3	1.90	0.52
2:H:39:ALA:O	2:H:44:LYS:NZ	2.43	0.52
2:D:319:THR:CG2	2:D:320:GLN:N	2.72	0.52
1:B:96:LEU:CD2	1:B:160:TYR:HB3	2.40	0.52
1:E:92:ALA:C	1:E:95:PRO:HD2	2.29	0.52
2:C:1:MET:HE2	2:C:161:VAL:HG23	1.91	0.52
1:F:209:ARG:HA	1:F:209:ARG:NE	2.24	0.52
1:B:207:GLY:CA	1:B:210:ILE:HG22	2.37	0.52

Continued on next page...

Continued from previous page...

Atom-1	Atom-2	Interatomic distance (Å)	Clash overlap (Å)
1:F:32:LEU:HB3	1:F:33:PRO:HD3	1.91	0.52
2:G:24:VAL:HG13	2:G:219:LEU:HD22	1.92	0.52
2:D:104:ALA:HB2	2:D:121:VAL:HG21	1.92	0.52
2:D:336:LYS:HB3	2:D:336:LYS:HZ2	1.75	0.52
2:H:206:ARG:NH2	4:H:353:HOH:O	2.35	0.52
2:D:245:LEU:CD2	2:D:302:ASP:HB2	2.40	0.52
1:A:155:ILE:HG12	1:A:200:VAL:HG13	1.92	0.52
1:E:134:VAL:HG23	1:E:135:ARG:N	2.23	0.52
1:B:78:PHE:HA	1:B:81:VAL:HG12	1.92	0.52
2:C:245:LEU:HB3	2:C:300:GLN:HG2	1.92	0.52
1:B:115:ILE:HD11	1:B:138:LEU:CD2	2.34	0.52
1:E:30:ILE:HG13	1:E:31:GLY:H	1.74	0.52
2:C:181:GLU:OE2	2:C:206:ARG:NH1	2.43	0.52
2:C:205:LYS:NZ	2:C:302:ASP:OD2	2.38	0.52
2:H:241:ILE:O	2:H:244:THR:HG22	2.10	0.52
1:E:5:MET:O	1:E:8:LEU:CB	2.55	0.52
1:F:118:GLY:O	2:H:92:ASN:ND2	2.43	0.52
2:H:8:THR:O	2:H:58:THR:HB	2.10	0.51
1:B:133:ILE:HG22	1:B:138:LEU:HD12	1.91	0.51
2:G:45:SER:CA	2:G:48:ILE:HG22	2.40	0.51
2:G:46:THR:N	3:G:2503:ADP:O1A	2.27	0.51
2:D:245:LEU:HD21	2:D:302:ASP:HB2	1.92	0.51
2:H:100:PHE:HD2	2:H:134:HIS:HE1	1.58	0.51
1:E:17:LEU:HD21	1:E:199:LEU:HD22	1.93	0.51
1:F:132:GLN:O	1:F:136:LYS:HB2	2.11	0.51
2:H:295:ASN:O	2:H:314:THR:HA	2.10	0.51
1:F:177:TYR:CE1	1:F:181:TYR:CD2	2.98	0.51
2:D:329:TRP:O	2:D:333:HIS:HD2	1.92	0.51
2:H:262:PHE:HD1	2:H:263:THR:O	1.92	0.51
1:B:36:VAL:HG12	1:B:112:LEU:HD11	1.91	0.51
2:H:145:GLN:O	2:H:149:VAL:HG23	2.11	0.51
1:A:3:GLU:N	1:A:4:PRO:HD2	2.25	0.51
2:D:1:MET:HB2	2:D:193:THR:HG21	1.92	0.51
2:C:295:ASN:HB3	2:C:315:GLU:HG2	1.92	0.51
2:G:285:GLU:CG	2:G:289:ARG:HE	2.23	0.51
1:F:182:ILE:HG13	1:F:183:GLY:H	1.75	0.51
1:F:134:VAL:HA	1:F:138:LEU:HB2	1.91	0.51
2:G:177:ARG:HH21	2:G:206:ARG:HH22	1.59	0.51
2:H:247:LEU:HD21	2:H:311:ILE:O	2.10	0.51
1:F:143:LEU:HD23	1:F:214:VAL:HG21	1.92	0.51
2:D:4:LEU:O	2:D:25:SER:HA	2.10	0.51

Continued on next page...

Continued from previous page...

Atom-1	Atom-2	Interatomic distance (Å)	Clash overlap (Å)
1:E:162:ALA:C	1:F:69:ILE:HD11	2.31	0.51
2:G:146:LYS:O	2:G:149:VAL:CG1	2.57	0.51
1:A:143:LEU:N	1:A:144:PRO:HD2	2.26	0.51
2:G:99:VAL:HG11	2:G:141:LEU:HD11	1.90	0.50
1:E:39:TYR:O	1:E:42:ARG:HB2	2.11	0.50
2:H:10:VAL:HG12	2:H:19:GLN:HG3	1.93	0.50
2:H:7:ILE:HG23	2:H:57:PRO:HB3	1.93	0.50
2:C:234:THR:HG23	2:C:235:PRO:HD2	1.93	0.50
2:G:200:GLU:HB2	2:G:203:VAL:CG2	2.39	0.50
1:A:92:ALA:O	1:A:96:LEU:HB2	2.11	0.50
2:G:168:THR:CB	2:G:176:THR:HG23	2.41	0.50
1:A:64:ARG:HB2	1:A:102:PRO:HB2	1.92	0.50
1:B:11:ARG:O	1:B:15:GLU:HG2	2.12	0.50
2:C:128:VAL:HG11	2:C:152:ALA:HB2	1.93	0.50
1:B:151:THR:CG2	1:B:204:GLN:HG3	2.40	0.50
2:C:227:GLU:O	2:C:230:SER:O	2.30	0.50
2:G:208:CYS:O	2:G:225:VAL:HG21	2.11	0.50
1:A:45:GLN:HG3	1:A:46:ILE:H	1.77	0.50
2:G:22:ASN:HB3	2:G:218:GLU:OE1	2.12	0.50
2:G:5:SER:HB2	2:G:61:SER:HB3	1.93	0.50
2:G:91:PHE:N	2:G:91:PHE:CD1	2.71	0.50
2:C:164:CYS:CB	2:C:196:LEU:HD13	2.24	0.50
1:F:155:ILE:HG12	1:F:155:ILE:O	2.10	0.50
2:C:240:PHE:O	2:C:243:SER:OG	2.17	0.50
1:A:68:PHE:CZ	1:A:96:LEU:CD1	2.94	0.50
2:D:36:VAL:HB	2:D:197:ILE:HG22	1.93	0.50
2:D:9:LYS:HD3	2:D:56:ARG:O	2.12	0.50
2:G:241:ILE:O	2:G:244:THR:HG22	2.11	0.50
2:G:100:PHE:HD2	2:G:134:HIS:CD2	2.29	0.50
1:F:15:GLU:HG2	1:F:89:LEU:HD21	1.94	0.50
2:H:32:GLN:HE21	2:H:209:ASP:HB3	1.77	0.50
2:H:113:PRO:HG2	2:H:116:GLU:HG3	1.94	0.50
1:B:123:SER:HA	1:B:126:MET:HE3	1.93	0.49
1:B:2:SER:C	1:B:4:PRO:HD2	2.32	0.49
2:D:172:ASP:O	2:D:176:THR:N	2.30	0.49
2:C:2:ILE:CG2	2:C:161:VAL:HG21	2.41	0.49
1:B:35:GLY:HA3	1:B:108:VAL:HB	1.93	0.49
2:G:37:ILE:HD13	2:G:201:MET:SD	2.52	0.49
2:C:270:ARG:HB3	2:C:340:LEU:HD11	1.94	0.49
2:D:329:TRP:CE2	2:D:333:HIS:NE2	2.80	0.49
2:C:94:LEU:HD12	2:C:97:ARG:HD2	1.94	0.49

Continued on next page...

Continued from previous page...

Atom-1	Atom-2	Interatomic distance (Å)	Clash overlap (Å)
2:C:310:GLY:C	2:C:311:ILE:HG13	2.33	0.49
1:B:185:ASN:HB3	1:B:188:VAL:HG22	1.95	0.49
2:C:7:ILE:HD11	2:C:61:SER:O	2.11	0.49
1:A:196:LEU:HD13	1:B:70:ILE:HG13	1.94	0.49
2:C:130:LEU:HD13	2:C:149:VAL:HG22	1.94	0.49
1:A:101:ALA:N	1:A:102:PRO:HD2	2.28	0.49
2:H:131:GLY:O	2:H:133:LYS:N	2.44	0.49
2:H:184:LYS:HD2	2:H:207:ILE:HG22	1.92	0.49
1:E:131:MET:O	1:E:134:VAL:HG22	2.13	0.49
2:G:209:ASP:O	2:G:225:VAL:HG23	2.12	0.49
1:B:103:PHE:CE2	1:B:156:THR:HG21	2.48	0.49
2:H:174:ALA:HA	2:H:177:ARG:HH11	1.76	0.49
2:G:76:GLU:HG2	2:G:79:LYS:NZ	2.28	0.49
1:E:78:PHE:O	1:E:82:ILE:HG12	2.13	0.49
1:A:184:TYR:CZ	1:A:186:ALA:HA	2.48	0.49
1:E:4:PRO:O	1:E:8:LEU:HB2	2.13	0.49
1:E:5:MET:HE2	1:E:188:VAL:HG21	1.95	0.49
2:D:1:MET:HE2	2:D:161:VAL:HG23	1.94	0.49
2:H:52:ASN:ND2	2:H:54:LEU:HG	2.27	0.49
2:G:30:ALA:HA	2:G:193:THR:CG2	2.43	0.49
2:D:285:GLU:HG3	2:D:289:ARG:NE	2.27	0.49
1:A:23:SER:HB3	1:A:157:LEU:HD13	1.95	0.49
2:H:52:ASN:HD22	2:H:54:LEU:HG	1.76	0.49
2:D:82:ARG:NH2	2:D:110:ASP:HB2	2.13	0.49
2:G:226:SER:HB2	2:G:307:VAL:HG11	1.94	0.49
1:B:71:LEU:O	1:B:75:MET:HG3	2.13	0.49
2:D:182:LEU:O	2:D:186:ILE:HG13	2.12	0.49
1:F:13:VAL:HG23	1:F:14:TRP:N	2.28	0.49
1:B:12:GLY:HA2	1:B:15:GLU:HG3	1.93	0.49
1:F:119:LEU:HD23	2:H:94:LEU:HD22	1.94	0.48
1:E:13:VAL:HG22	1:E:172:LEU:HD11	1.93	0.48
2:G:155:LEU:HD11	2:G:186:ILE:HD12	1.95	0.48
1:F:89:LEU:HD12	1:F:89:LEU:N	2.28	0.48
2:C:299:ALA:HB2	2:C:312:MET:HG2	1.93	0.48
2:H:198:THR:HG21	2:H:203:VAL:CG1	2.43	0.48
1:A:130:PRO:O	1:A:133:ILE:HG13	2.13	0.48
1:B:143:LEU:HD23	1:B:214:VAL:HG11	1.95	0.48
2:D:198:THR:HG21	2:D:203:VAL:CG2	2.43	0.48
1:B:17:LEU:HD21	1:B:199:LEU:HD11	1.95	0.48
1:B:199:LEU:O	1:B:203:ILE:HG12	2.13	0.48
1:B:49:ASN:HB2	1:B:52:LEU:HB3	1.95	0.48

Continued on next page...

Continued from previous page...

Atom-1	Atom-2	Interatomic distance (Å)	Clash overlap (Å)
1:A:115:ILE:HD13	1:A:141:GLU:HB2	1.96	0.48
1:A:5:MET:HE3	1:A:8:LEU:HD23	1.95	0.48
1:B:100:ALA:O	1:B:103:PHE:HB3	2.13	0.48
2:C:296:ILE:HG22	2:C:314:THR:HG22	1.95	0.48
2:G:2:ILE:HG12	2:G:2:ILE:O	2.14	0.48
1:F:89:LEU:CD1	1:F:89:LEU:H	2.26	0.48
3:C:2500:ADP:H8	3:C:2500:ADP:H5'1	1.78	0.48
2:H:44:LYS:HB3	2:H:197:ILE:HB	1.94	0.48
2:H:88:PHE:O	2:H:90:HIS:O	2.31	0.48
1:B:120:ILE:O	1:B:123:SER:HB3	2.13	0.48
2:H:124:LEU:CD2	2:H:156:ALA:HA	2.44	0.48
2:C:243:SER:O	2:C:244:THR:C	2.51	0.48
2:G:186:ILE:HG22	2:G:189:ARG:HH11	1.78	0.48
2:C:99:VAL:HG12	2:C:141:LEU:HD11	1.96	0.48
2:H:121:VAL:HG12	2:H:125:LEU:HD12	1.96	0.48
1:B:210:ILE:CG1	1:B:210:ILE:O	2.62	0.48
2:C:293:ASN:OD1	2:D:288:ARG:NH1	2.45	0.48
2:D:13:GLN:OE1	2:D:14:GLY:N	2.47	0.48
2:D:170:ALA:O	2:D:171:LEU:HG	2.14	0.48
2:G:227:GLU:O	2:G:231:HIS:HB2	2.14	0.48
1:A:39:TYR:CE1	1:A:113:LEU:HD23	2.48	0.47
2:C:49:ARG:HG2	2:C:54:LEU:HB2	1.96	0.47
1:E:101:ALA:HB3	1:E:102:PRO:HD3	1.95	0.47
1:E:52:LEU:O	1:E:56:VAL:N	2.30	0.47
1:F:41:THR:HG21	1:F:52:LEU:HD23	1.96	0.47
2:C:4:LEU:O	2:C:25:SER:HA	2.14	0.47
2:C:48:ILE:CD1	2:C:163:LEU:HD22	2.43	0.47
1:B:127:GLY:HA3	2:D:82:ARG:NH1	2.28	0.47
1:A:12:GLY:O	1:A:16:THR:N	2.42	0.47
1:B:104:ILE:O	1:B:107:MET:N	2.48	0.47
2:H:32:GLN:NE2	2:H:209:ASP:HB3	2.29	0.47
2:C:274:THR:O	2:C:278:VAL:HG23	2.14	0.47
1:E:65:SER:OG	1:F:200:VAL:HG11	2.14	0.47
2:D:24:VAL:HG13	2:D:219:LEU:CD1	2.44	0.47
2:H:53:LEU:HD12	2:H:69:LEU:CB	2.43	0.47
2:H:267:PRO:HD2	2:H:316:MET:O	2.15	0.47
1:A:120:ILE:CD1	1:A:138:LEU:HD11	2.44	0.47
1:F:5:MET:O	1:F:8:LEU:HB2	2.15	0.47
2:D:327:ILE:HG23	2:D:337:VAL:HG11	1.95	0.47
2:D:248:ASP:O	2:D:250:PRO:HD3	2.14	0.47
1:A:1:MET:SD	1:A:6:MET:HG3	2.55	0.47

Continued on next page...

Continued from previous page...

Atom-1	Atom-2	Interatomic distance (Å)	Clash overlap (Å)
1:B:68:PHE:HE1	1:B:95:PRO:O	1.98	0.47
1:E:104:ILE:CG1	1:E:153:THR:HG21	2.45	0.47
1:A:67:PRO:HB3	1:B:159:GLY:HA2	1.96	0.47
1:E:143:LEU:HB3	1:E:144:PRO:HD3	1.97	0.47
2:G:214:ILE:HG13	2:G:218:GLU:O	2.14	0.47
2:C:297:ILE:O	2:C:298:SER:HB3	2.15	0.47
1:F:76:ILE:HB	1:F:77:PRO:CD	2.45	0.47
2:H:262:PHE:HD1	2:H:263:THR:N	2.10	0.47
1:A:104:ILE:HD11	1:A:153:THR:HG21	1.95	0.47
1:E:179:TYR:HA	1:E:183:GLY:O	2.15	0.47
2:C:79:LYS:HA	2:C:82:ARG:HG2	1.97	0.47
1:E:57:SER:O	1:E:61:ASN:HB2	2.14	0.47
2:D:296:ILE:HG12	2:D:312:MET:CE	2.45	0.47
2:C:104:ALA:O	2:C:107:LEU:N	2.47	0.47
1:E:19:MET:HE3	1:E:161:SER:HB2	1.97	0.46
2:D:118:LYS:O	2:D:122:THR:OG1	2.23	0.46
1:B:177:TYR:CE1	1:B:181:TYR:HD2	2.33	0.46
1:A:124:ARG:O	2:C:81:ARG:HD3	2.16	0.46
2:H:42:ALA:HB1	2:H:214:ILE:HG12	1.98	0.46
1:B:129:THR:O	1:B:133:ILE:HG13	2.13	0.46
2:H:118:LYS:O	2:H:122:THR:HG23	2.15	0.46
2:G:180:LEU:HD23	2:G:180:LEU:HA	1.67	0.46
1:F:128:ALA:HA	1:F:132:GLN:NE2	2.31	0.46
1:F:34:VAL:O	1:F:38:LEU:HB2	2.15	0.46
1:B:188:VAL:HA	1:B:191:THR:CG2	2.40	0.46
2:G:45:SER:O	2:G:48:ILE:HG22	2.15	0.46
2:C:2:ILE:HG22	2:C:64:VAL:HG13	1.98	0.46
2:D:224:THR:HG22	2:D:225:VAL:N	2.31	0.46
1:E:139:LEU:HB2	1:E:140:PRO:HD3	1.98	0.46
1:F:77:PRO:O	1:F:81:VAL:HG23	2.15	0.46
1:A:139:LEU:N	1:A:140:PRO:CD	2.78	0.46
1:F:179:TYR:O	1:F:184:TYR:N	2.48	0.46
2:D:3:LYS:NZ	2:D:27:HIS:HB2	2.31	0.46
2:G:83:GLN:HA	2:G:159:PRO:HA	1.98	0.46
2:D:280:ALA:CB	2:D:282:LEU:HG	2.46	0.46
1:B:210:ILE:HG12	1:B:210:ILE:O	2.14	0.46
2:H:128:VAL:HG11	2:H:152:ALA:HB2	1.96	0.46
1:F:89:LEU:O	1:F:92:ALA:N	2.41	0.46
2:C:231:HIS:N	2:C:232:PRO:CD	2.78	0.46
1:F:38:LEU:HD13	1:F:56:VAL:HG12	1.98	0.46
2:G:165:ASP:HA	2:G:197:ILE:HD11	1.97	0.46

Continued on next page...

Continued from previous page...

Atom-1	Atom-2	Interatomic distance (Å)	Clash overlap (Å)
1:B:2:SER:CA	1:B:4:PRO:HD2	2.45	0.46
1:E:104:ILE:HG12	1:E:153:THR:HG21	1.98	0.46
2:G:9:LYS:HD3	2:G:57:PRO:HA	1.97	0.46
1:B:57:SER:OG	1:B:106:ARG:NH2	2.39	0.46
1:E:25:PHE:CE1	1:E:29:VAL:HG21	2.50	0.46
1:A:129:THR:OG1	1:A:132:GLN:HG3	2.16	0.46
1:F:52:LEU:O	1:F:56:VAL:HG23	2.15	0.46
1:E:100:ALA:O	1:E:103:PHE:HB2	2.15	0.46
2:H:251:GLU:HG3	2:H:252:ASP:H	1.80	0.46
1:A:40:VAL:HA	1:A:45:GLN:HG2	1.98	0.46
2:C:99:VAL:CG1	2:C:141:LEU:HD11	2.46	0.46
1:A:170:GLY:HA2	1:A:174:GLN:OE1	2.16	0.46
2:C:45:SER:O	2:C:48:ILE:HG22	2.16	0.46
2:H:303:TYR:CZ	2:H:308:LYS:HG3	2.51	0.46
2:H:32:GLN:HG2	2:H:209:ASP:OD2	2.16	0.46
1:E:78:PHE:CE1	1:E:82:ILE:HD11	2.51	0.46
2:G:180:LEU:HD23	2:G:183:LEU:HD12	1.97	0.46
1:F:19:MET:CE	1:F:161:SER:OG	2.64	0.46
1:B:12:GLY:O	1:B:15:GLU:N	2.49	0.45
2:C:234:THR:HG22	2:C:237:ALA:H	1.81	0.45
2:G:245:LEU:HD11	2:G:302:ASP:HB2	1.97	0.45
1:A:179:TYR:HA	1:A:183:GLY:O	2.16	0.45
2:G:107:LEU:HD12	2:G:120:ARG:HH21	1.81	0.45
1:E:141:GLU:OE2	2:G:95:SER:HB2	2.16	0.45
2:D:319:THR:HG22	2:D:320:GLN:H	1.77	0.45
2:C:236:LEU:HD11	2:C:240:PHE:HE1	1.82	0.45
1:B:188:VAL:CA	1:B:191:THR:HG22	2.38	0.45
2:H:94:LEU:HD12	2:H:97:ARG:CD	2.47	0.45
2:C:84:ILE:HA	2:C:161:VAL:O	2.16	0.45
1:B:32:LEU:HA	1:B:108:VAL:HG21	1.99	0.45
2:D:180:LEU:HD11	2:D:203:VAL:HG12	1.97	0.45
2:C:298:SER:HA	2:D:299:ALA:O	2.15	0.45
1:A:1:MET:SD	1:A:6:MET:CG	3.05	0.45
1:A:155:ILE:CG1	1:A:203:ILE:CG2	2.95	0.45
2:H:309:PHE:HE2	2:H:311:ILE:HG12	1.82	0.45
2:H:118:LYS:HG3	4:H:358:HOH:O	2.16	0.45
2:H:2:ILE:HB	2:H:28:VAL:HB	1.97	0.45
1:E:167:VAL:CG1	1:E:167:VAL:O	2.64	0.45
2:D:11:PHE:CE2	2:D:20:ALA:HB2	2.52	0.45
1:A:12:GLY:C	1:A:172:LEU:HG	2.37	0.45
1:A:142:ALA:O	1:A:145:GLY:N	2.50	0.45

Continued on next page...

Continued from previous page...

Atom-1	Atom-2	Interatomic distance (Å)	Clash overlap (Å)
1:A:129:THR:H	1:A:132:GLN:NE2	2.05	0.45
2:G:329:TRP:CE2	2:G:333:HIS:NE2	2.84	0.45
2:D:26:LEU:HD21	2:D:28:VAL:HG23	1.99	0.45
2:D:252:ASP:O	2:D:256:ARG:HB2	2.16	0.45
2:D:253:TYR:O	2:D:257:LEU:N	2.50	0.45
1:A:5:MET:SD	1:A:8:LEU:HD23	2.57	0.45
2:C:1:MET:CE	2:C:161:VAL:HG23	2.46	0.45
2:D:46:THR:N	3:D:2501:ADP:O1A	2.37	0.45
2:H:286:THR:O	2:H:292:VAL:HG22	2.17	0.45
2:D:205:LYS:HG2	2:D:229:PHE:CE2	2.51	0.45
2:D:260:GLU:HB2	2:D:261:PRO:HD2	1.98	0.45
1:F:198:ILE:O	1:F:202:LEU:HB2	2.17	0.45
2:D:112:THR:HB	2:D:117:VAL:CG1	2.47	0.45
1:E:134:VAL:CG2	1:E:135:ARG:N	2.80	0.45
1:F:3:GLU:N	1:F:4:PRO:HD2	2.32	0.45
2:H:172:ASP:HB2	2:H:175:THR:OG1	2.17	0.45
2:D:99:VAL:HG22	2:D:141:LEU:HD21	1.99	0.45
2:G:31:GLY:N	2:G:193:THR:CG2	2.73	0.44
2:H:45:SER:O	2:H:49:ARG:HD2	2.16	0.44
1:E:163:MET:CE	1:F:163:MET:HG2	2.46	0.44
1:B:143:LEU:CD2	1:B:214:VAL:HG11	2.47	0.44
1:F:64:ARG:HD2	1:F:103:PHE:HB3	1.98	0.44
1:E:28:PHE:O	1:E:30:ILE:N	2.50	0.44
2:H:120:ARG:O	2:H:124:LEU:HB2	2.17	0.44
1:A:137:VAL:HG22	2:C:94:LEU:HD11	1.99	0.44
2:C:187:ASN:O	2:C:191:GLY:HA2	2.16	0.44
2:H:73:SER:OG	2:H:76:GLU:HG3	2.17	0.44
2:C:228:VAL:O	2:C:232:PRO:HG3	2.18	0.44
2:C:62:VAL:CG1	2:C:69:LEU:HD12	2.42	0.44
1:B:184:TYR:O	1:B:184:TYR:CD1	2.70	0.44
1:E:141:GLU:OE2	2:G:95:SER:N	2.41	0.44
2:D:168:THR:CB	2:D:176:THR:HG23	2.46	0.44
2:C:278:VAL:HG13	2:C:301:MET:SD	2.58	0.44
1:A:127:GLY:O	2:C:78:THR:HG23	2.17	0.44
1:A:9:LEU:HD23	1:A:175:ILE:HD13	1.98	0.44
2:D:234:THR:HG23	2:D:235:PRO:HD2	1.99	0.44
1:B:89:LEU:O	1:B:92:ALA:N	2.50	0.44
2:G:82:ARG:HG2	2:G:82:ARG:NH1	2.28	0.44
2:D:1:MET:HE3	2:D:64:VAL:HG13	1.99	0.44
1:A:177:TYR:O	1:A:181:TYR:HB3	2.18	0.44
2:C:71:THR:O	2:C:71:THR:HG23	2.18	0.44

Continued on next page...

Continued from previous page...

Atom-1	Atom-2	Interatomic distance (Å)	Clash overlap (Å)
2:G:52:ASN:HB3	2:G:54:LEU:HG	1.99	0.44
1:B:207:GLY:O	1:B:211:VAL:HG23	2.18	0.44
2:D:289:ARG:NH1	2:D:329:TRP:HE1	2.15	0.44
2:G:82:ARG:CZ	2:G:110:ASP:HB2	2.47	0.44
2:G:9:LYS:HE3	2:G:55:GLU:CG	2.48	0.44
2:G:10:VAL:HA	2:G:18:ILE:O	2.18	0.44
2:D:319:THR:H	2:D:322:ASP:HB2	1.83	0.44
1:A:155:ILE:HG13	1:A:203:ILE:CG2	2.48	0.44
2:C:221:GLU:OE1	2:C:234:THR:HB	2.17	0.44
2:C:232:PRO:HG3	2:C:241:ILE:HD13	1.98	0.44
2:H:72:LEU:HG	2:H:76:GLU:HB2	1.99	0.44
1:E:51:LYS:O	1:E:54:ARG:HB3	2.18	0.44
2:D:319:THR:HB	2:D:322:ASP:HB2	1.99	0.44
1:E:2:SER:O	1:E:3:GLU:C	2.53	0.44
2:H:112:THR:CG2	2:H:117:VAL:HG22	2.47	0.44
1:B:83:VAL:HG21	1:B:91:ALA:HA	2.00	0.44
1:A:32:LEU:HB3	1:A:33:PRO:CD	2.41	0.44
1:E:115:ILE:CD1	1:E:141:GLU:HB3	2.48	0.44
2:C:301:MET:SD	2:C:310:GLY:HA3	2.58	0.44
1:A:18:ALA:O	1:A:22:VAL:HG23	2.18	0.44
1:E:106:ARG:HD3	1:E:106:ARG:HA	1.89	0.44
1:A:163:MET:HE2	1:B:163:MET:HA	2.00	0.44
2:C:249:ILE:HD12	2:C:249:ILE:H	1.82	0.44
2:C:343:VAL:HG22	2:C:343:VAL:O	2.17	0.44
2:G:137:TYR:O	2:G:140:ASN:N	2.50	0.44
2:C:53:LEU:HD12	2:C:69:LEU:HB3	2.00	0.44
2:C:144:GLY:O	2:C:148:ARG:HG3	2.17	0.44
2:H:267:PRO:HG3	2:H:323:THR:HG21	1.99	0.44
1:F:78:PHE:CZ	1:F:82:ILE:HD11	2.53	0.44
2:H:4:LEU:O	2:H:25:SER:HA	2.18	0.44
1:B:119:LEU:HD13	2:D:94:LEU:CD2	2.48	0.43
2:D:21:LEU:HA	2:D:217:GLY:HA3	1.98	0.43
1:E:59:ILE:HG13	1:E:60:VAL:H	1.81	0.43
2:C:173:PRO:O	2:C:177:ARG:HG3	2.18	0.43
1:F:155:ILE:HD12	1:F:200:VAL:HG13	2.01	0.43
2:G:245:LEU:HB3	2:G:247:LEU:HD13	2.00	0.43
1:E:41:THR:HG23	1:E:49:ASN:O	2.18	0.43
2:C:15:THR:HG23	2:C:16:ARG:N	2.33	0.43
2:H:52:ASN:HD22	2:H:54:LEU:CD1	2.31	0.43
1:B:139:LEU:HB2	1:B:140:PRO:HD3	1.99	0.43
2:H:280:ALA:HA	2:H:281:PRO:HD3	1.91	0.43

Continued on next page...

Continued from previous page...

Atom-1	Atom-2	Interatomic distance (Å)	Clash overlap (Å)
2:G:72:LEU:HB3	2:G:77:LEU:HD12	2.00	0.43
1:F:70:ILE:HD12	1:F:70:ILE:N	2.33	0.43
1:F:13:VAL:CG1	1:F:172:LEU:HD11	2.47	0.43
1:A:5:MET:HE2	1:A:188:VAL:HG23	2.00	0.43
2:C:105:LEU:N	2:C:106:PRO:HD2	2.33	0.43
1:B:23:SER:HB2	1:B:157:LEU:HD13	2.01	0.43
2:C:48:ILE:HG23	2:C:49:ARG:N	2.34	0.43
1:B:147:VAL:HG11	1:B:210:ILE:HG23	1.99	0.43
2:C:1:MET:HB2	2:C:30:ALA:HB2	2.00	0.43
2:H:79:LYS:O	2:H:82:ARG:HB2	2.18	0.43
2:G:13:GLN:O	2:G:16:ARG:N	2.49	0.43
2:G:35:GLY:O	2:G:211:VAL:HG23	2.18	0.43
2:H:18:ILE:HD12	2:H:18:ILE:N	2.34	0.43
2:C:244:THR:HG23	2:C:245:LEU:H	1.83	0.43
1:B:41:THR:O	1:B:48:ALA:HA	2.18	0.43
2:D:273:PHE:HE1	2:D:312:MET:HG2	1.84	0.43
1:B:177:TYR:CE1	1:B:181:TYR:CD2	3.06	0.43
1:F:42:ARG:O	1:F:45:GLN:CB	2.66	0.43
1:A:155:ILE:CG1	1:A:203:ILE:HG23	2.49	0.43
1:A:76:ILE:HD12	1:A:86:SER:OG	2.19	0.43
1:F:100:ALA:HB2	1:F:157:LEU:HD21	2.01	0.43
2:C:234:THR:HG22	2:C:236:LEU:N	2.34	0.43
1:A:139:LEU:HB2	1:A:140:PRO:HD3	2.00	0.43
2:H:106:PRO:HG2	2:H:153:ARG:HG2	2.01	0.43
2:G:100:PHE:C	2:G:100:PHE:CD1	2.92	0.43
1:F:158:VAL:HG12	1:F:159:GLY:N	2.33	0.43
2:C:124:LEU:HD11	2:C:156:ALA:HA	2.01	0.43
2:H:33:ILE:HD11	2:H:187:ASN:HB2	2.01	0.43
2:G:260:GLU:HA	2:G:261:PRO:HD3	1.84	0.43
1:E:85:THR:OG1	1:E:87:ILE:HG13	2.19	0.43
1:E:177:TYR:CE1	1:E:181:TYR:HD2	2.37	0.43
1:B:167:VAL:O	1:B:167:VAL:HG23	2.19	0.43
1:A:23:SER:CB	1:A:157:LEU:HD13	2.49	0.42
1:F:46:ILE:CD1	1:F:133:ILE:HD13	2.49	0.42
2:D:107:LEU:HB3	2:D:117:VAL:HG12	2.01	0.42
2:G:55:GLU:OE1	2:G:55:GLU:HA	2.20	0.42
1:F:133:ILE:HG22	1:F:138:LEU:HG	1.99	0.42
1:E:77:PRO:O	1:E:81:VAL:HG13	2.19	0.42
1:E:178:GLN:HA	1:E:182:ILE:HD12	2.00	0.42
2:D:329:TRP:O	2:D:333:HIS:CD2	2.72	0.42
2:H:83:GLN:HA	2:H:159:PRO:HA	2.01	0.42

Continued on next page...

Continued from previous page...

Atom-1	Atom-2	Interatomic distance (Å)	Clash overlap (Å)
2:G:2:ILE:HG23	2:G:28:VAL:HB	2.01	0.42
1:F:155:ILE:HG13	1:F:200:VAL:HG22	2.01	0.42
1:F:13:VAL:HG12	1:F:172:LEU:HD11	2.01	0.42
2:C:124:LEU:HD13	2:C:152:ALA:O	2.19	0.42
1:A:23:SER:HA	1:A:97:THR:CG2	2.46	0.42
1:A:92:ALA:O	1:A:95:PRO:CG	2.67	0.42
1:F:76:ILE:N	1:F:77:PRO:HD2	2.34	0.42
1:A:137:VAL:HG12	1:A:138:LEU:HD12	2.01	0.42
2:D:186:ILE:HG21	2:D:192:LEU:HD23	2.02	0.42
2:C:296:ILE:O	2:C:296:ILE:HD12	2.19	0.42
1:F:176:GLY:O	1:F:189:MET:HE1	2.19	0.42
1:A:122:ALA:O	1:A:125:ALA:HB3	2.20	0.42
1:F:83:VAL:HG21	1:F:91:ALA:HB2	2.01	0.42
2:D:10:VAL:CG1	2:D:17:THR:HG23	2.50	0.42
2:C:110:ASP:OD1	2:C:110:ASP:O	2.37	0.42
2:C:128:VAL:HB	2:C:148:ARG:HB3	2.01	0.42
2:H:319:THR:HG23	2:H:322:ASP:CB	2.48	0.42
1:F:89:LEU:CD1	1:F:89:LEU:N	2.82	0.42
2:H:141:LEU:HB3	2:H:145:GLN:HB2	2.02	0.42
2:H:269:LEU:N	2:H:269:LEU:HD12	2.34	0.42
2:D:98:THR:HG22	2:D:137:TYR:CE1	2.55	0.42
2:D:63:LEU:HD12	2:D:63:LEU:O	2.20	0.42
2:G:301:MET:SD	2:G:310:GLY:HA3	2.59	0.42
1:E:30:ILE:HD11	1:E:101:ALA:HB2	2.00	0.42
2:H:53:LEU:HD23	2:H:55:GLU:O	2.19	0.42
2:H:267:PRO:HB2	2:H:269:LEU:CD1	2.49	0.42
2:G:164:CYS:HB2	2:G:196:LEU:HB2	2.01	0.42
1:B:27:GLY:O	1:B:31:GLY:N	2.42	0.42
1:A:163:MET:HG2	1:B:163:MET:CE	2.48	0.42
2:D:107:LEU:O	2:D:110:ASP:O	2.37	0.42
1:E:6:MET:HE2	1:E:6:MET:HB2	1.93	0.42
1:E:32:LEU:HD12	1:E:108:VAL:HG21	2.02	0.42
2:H:247:LEU:HD13	2:H:298:SER:HB3	2.02	0.42
1:B:9:LEU:HD11	1:B:191:THR:CG2	2.49	0.42
1:A:128:ALA:HB2	2:C:109:LEU:CD1	2.47	0.42
1:A:157:LEU:HD23	1:A:157:LEU:HA	1.57	0.42
2:D:172:ASP:HB3	2:D:175:THR:H	1.84	0.42
1:B:193:LEU:O	1:B:197:VAL:HG23	2.19	0.42
1:E:22:VAL:O	1:E:22:VAL:HG12	2.19	0.42
2:G:295:ASN:HB3	2:G:315:GLU:HG3	2.01	0.42
2:D:37:ILE:O	2:D:214:ILE:HG22	2.19	0.42

Continued on next page...

Continued from previous page...

Atom-1	Atom-2	Interatomic distance (Å)	Clash overlap (Å)
2:C:105:LEU:O	2:C:109:LEU:HG	2.20	0.42
2:C:2:ILE:HG21	2:C:161:VAL:HG21	2.02	0.42
1:E:75:MET:O	1:E:79:THR:N	2.36	0.42
1:F:180:GLY:HA3	1:F:189:MET:CE	2.49	0.42
1:F:68:PHE:CZ	1:F:96:LEU:HD23	2.55	0.42
1:E:133:ILE:O	1:E:137:VAL:HG22	2.20	0.42
1:F:11:ARG:O	1:F:15:GLU:HG3	2.20	0.42
2:C:79:LYS:HA	2:C:79:LYS:HD3	1.86	0.42
1:F:70:ILE:H	1:F:70:ILE:HD12	1.85	0.42
2:C:164:CYS:O	2:C:197:ILE:HG13	2.20	0.41
1:B:133:ILE:HG22	1:B:138:LEU:CD1	2.50	0.41
1:E:41:THR:OG1	1:E:52:LEU:HD11	2.19	0.41
1:A:5:MET:CE	1:A:8:LEU:HD23	2.50	0.41
1:E:163:MET:SD	1:F:69:ILE:CG2	3.03	0.41
1:E:28:PHE:CD1	1:E:104:ILE:CD1	2.98	0.41
1:F:40:VAL:O	1:F:46:ILE:O	2.38	0.41
2:H:119:ARG:HA	2:H:122:THR:OG1	2.19	0.41
2:H:91:PHE:N	2:H:91:PHE:CD2	2.88	0.41
2:H:45:SER:CB	3:H:2502:ADP:O2A	2.66	0.41
1:B:2:SER:HB2	1:B:5:MET:H	1.84	0.41
1:B:39:TYR:HD1	1:B:113:LEU:HD23	1.82	0.41
2:D:121:VAL:HG12	2:D:125:LEU:HD12	2.03	0.41
1:F:62:ILE:O	1:F:65:SER:HB3	2.19	0.41
1:B:83:VAL:HG12	1:B:85:THR:H	1.85	0.41
1:E:69:ILE:HG23	1:E:70:ILE:CD1	2.43	0.41
2:H:94:LEU:HD23	2:H:94:LEU:N	2.35	0.41
1:B:101:ALA:O	1:B:104:ILE:HB	2.21	0.41
2:C:321:GLN:HG3	2:C:322:ASP:N	2.35	0.41
2:C:270:ARG:HG2	2:C:340:LEU:HD21	2.03	0.41
2:D:34:TYR:CE1	2:D:35:GLY:O	2.73	0.41
1:B:143:LEU:HD23	1:B:214:VAL:CG1	2.50	0.41
2:H:54:LEU:HA	2:H:54:LEU:HD23	1.61	0.41
2:C:8:THR:HG23	2:C:21:LEU:O	2.20	0.41
1:E:32:LEU:CB	1:E:33:PRO:HD3	2.43	0.41
1:E:23:SER:CB	1:E:157:LEU:HD13	2.44	0.41
1:A:41:THR:HA	1:A:47:ILE:O	2.20	0.41
2:C:116:GLU:O	2:C:120:ARG:N	2.42	0.41
2:H:162:LEU:HB2	2:H:192:LEU:HD11	2.02	0.41
1:A:82:ILE:HG23	1:A:83:VAL:HG23	2.01	0.41
1:B:119:LEU:O	1:B:123:SER:CB	2.56	0.41
2:D:9:LYS:N	2:D:21:LEU:HD12	2.36	0.41

Continued on next page...

Continued from previous page...

Atom-1	Atom-2	Interatomic distance (Å)	Clash overlap (Å)
1:F:22:VAL:O	1:F:26:PHE:HD2	2.04	0.41
2:C:182:LEU:HD13	2:C:186:ILE:CD1	2.50	0.41
1:E:23:SER:OG	1:E:96:LEU:CB	2.69	0.41
1:E:137:VAL:HG23	1:E:138:LEU:N	2.35	0.41
2:C:103:VAL:HG21	2:C:125:LEU:CD1	2.47	0.41
1:F:36:VAL:O	1:F:39:TYR:N	2.54	0.41
2:G:172:ASP:OD1	2:G:175:THR:HG22	2.21	0.41
2:G:257:LEU:HD13	2:G:268:MET:CE	2.49	0.41
1:A:72:LEU:HD22	1:A:167:VAL:HG21	2.03	0.41
1:E:176:GLY:O	1:E:180:GLY:HA3	2.21	0.41
2:D:112:THR:CG2	2:D:116:GLU:HB3	2.49	0.41
2:C:53:LEU:CD2	2:C:57:PRO:HD3	2.51	0.41
2:H:272:GLU:HA	2:H:311:ILE:HG22	2.02	0.41
2:H:33:ILE:O	2:H:209:ASP:N	2.53	0.41
1:F:46:ILE:HD13	1:F:133:ILE:HD13	2.02	0.41
1:B:76:ILE:HB	1:B:77:PRO:HD3	2.03	0.41
1:A:163:MET:HG2	1:B:163:MET:HG2	2.02	0.41
1:B:112:LEU:HD22	1:B:138:LEU:HD22	2.03	0.41
2:C:292:VAL:HG11	2:C:316:MET:HE3	2.01	0.41
2:G:247:LEU:HD11	2:G:300:GLN:HB2	2.03	0.41
2:C:53:LEU:HD23	2:C:53:LEU:HA	1.88	0.41
1:B:68:PHE:CZ	1:B:96:LEU:HD23	2.56	0.41
2:H:0:HIS:HA	2:H:28:VAL:O	2.21	0.41
2:G:211:VAL:O	2:G:211:VAL:HG13	2.20	0.41
1:F:83:VAL:HG21	1:F:91:ALA:CB	2.50	0.41
1:E:193:LEU:HD11	1:F:66:ILE:HD13	2.02	0.41
1:F:129:THR:O	1:F:132:GLN:N	2.53	0.41
2:H:228:VAL:HG12	2:H:241:ILE:HD11	2.01	0.41
2:G:181:GLU:O	2:G:185:ASP:N	2.40	0.41
2:H:195:LEU:HD12	2:H:196:LEU:N	2.35	0.41
2:D:172:ASP:OD1	2:D:173:PRO:HD2	2.20	0.41
2:C:201:MET:O	2:C:204:VAL:HB	2.21	0.41
1:E:6:MET:C	1:E:8:LEU:N	2.74	0.40
2:C:3:LYS:HG3	2:C:27:HIS:CD2	2.56	0.40
1:A:32:LEU:CB	1:A:33:PRO:HD3	2.41	0.40
1:B:42:ARG:CD	1:B:113:LEU:HD21	2.51	0.40
1:A:137:VAL:C	1:A:140:PRO:HD2	2.41	0.40
1:F:180:GLY:HA3	1:F:189:MET:HE1	2.02	0.40
1:F:122:ALA:O	1:F:126:MET:HG3	2.21	0.40
1:A:23:SER:CA	1:A:97:THR:HG22	2.47	0.40
2:H:33:ILE:HG12	2:H:194:ILE:HB	2.04	0.40

Continued on next page...

Continued from previous page...

Atom-1	Atom-2	Interatomic distance (Å)	Clash overlap (Å)
2:H:37:ILE:CD1	2:H:201:MET:HA	2.51	0.40
2:D:182:LEU:HD12	2:D:182:LEU:O	2.21	0.40
1:E:73:VAL:O	1:E:74:TRP:C	2.59	0.40
1:F:2:SER:CB	1:F:4:PRO:HD2	2.44	0.40
2:H:262:PHE:CD1	2:H:263:THR:O	2.73	0.40
2:C:319:THR:HG22	2:C:320:GLN:N	2.35	0.40
2:D:120:ARG:HH12	2:D:158:ASN:HD22	1.70	0.40
2:H:51:VAL:HG11	2:H:163:LEU:HD21	2.03	0.40
1:E:69:ILE:HG23	1:E:70:ILE:H	1.87	0.40
2:H:128:VAL:O	2:H:148:ARG:NE	2.45	0.40
1:A:92:ALA:O	1:A:95:PRO:CD	2.68	0.40
2:D:270:ARG:HH22	2:D:272:GLU:CD	2.25	0.40
2:G:216:ASN:O	2:G:218:GLU:HG2	2.21	0.40
1:F:20:THR:HG22	1:F:154:LEU:CD2	2.52	0.40
2:C:216:ASN:OD1	2:C:216:ASN:N	2.54	0.40

There are no symmetry-related clashes.

5.3 Torsion angles [i](#)

5.3.1 Protein backbone [i](#)

In the following table, the Percentiles column shows the percent Ramachandran outliers of the chain as a percentile score with respect to all X-ray entries followed by that with respect to entries of similar resolution.

The Analysed column shows the number of residues for which the backbone conformation was analysed, and the total number of residues.

Mol	Chain	Analysed	Favoured	Allowed	Outliers	Percentiles	
1	A	214/217 (99%)	206 (96%)	8 (4%)	0	100	100
1	B	214/217 (99%)	201 (94%)	12 (6%)	1 (0%)	34	71
1	E	214/217 (99%)	202 (94%)	12 (6%)	0	100	100
1	F	214/217 (99%)	202 (94%)	12 (6%)	0	100	100
2	C	342/366 (93%)	330 (96%)	12 (4%)	0	100	100
2	D	341/366 (93%)	334 (98%)	7 (2%)	0	100	100
2	G	341/366 (93%)	330 (97%)	11 (3%)	0	100	100
2	H	342/366 (93%)	328 (96%)	14 (4%)	0	100	100

Continued on next page...

Continued from previous page...

Mol	Chain	Analysed	Favoured	Allowed	Outliers	Percentiles	
All	All	2222/2332 (95%)	2133 (96%)	88 (4%)	1 (0%)	100	100

All (1) Ramachandran outliers are listed below:

Mol	Chain	Res	Type
1	B	46	ILE

5.3.2 Protein sidechains ⓘ

In the following table, the Percentiles column shows the percent sidechain outliers of the chain as a percentile score with respect to all X-ray entries followed by that with respect to entries of similar resolution.

The Analysed column shows the number of residues for which the sidechain conformation was analysed, and the total number of residues.

Mol	Chain	Analysed	Rotameric	Outliers	Percentiles	
1	A	171/172 (99%)	171 (100%)	0	100	100
1	B	171/172 (99%)	169 (99%)	2 (1%)	78	94
1	E	171/172 (99%)	169 (99%)	2 (1%)	78	94
1	F	171/172 (99%)	169 (99%)	2 (1%)	78	94
2	C	299/319 (94%)	292 (98%)	7 (2%)	58	87
2	D	298/319 (93%)	290 (97%)	8 (3%)	52	84
2	G	298/319 (93%)	293 (98%)	5 (2%)	68	91
2	H	299/319 (94%)	295 (99%)	4 (1%)	76	94
All	All	1878/1964 (96%)	1848 (98%)	30 (2%)	70	91

All (30) residues with a non-rotameric sidechain are listed below:

Mol	Chain	Res	Type
1	B	2	SER
1	B	154	LEU
2	C	23	ASN
2	C	26	LEU
2	C	49	ARG
2	C	102	ASN
2	C	223	ASP
2	C	244	THR
2	C	286	THR

Continued on next page...

Continued from previous page...

Mol	Chain	Res	Type
2	D	7	ILE
2	D	72	LEU
2	D	91	PHE
2	D	102	ASN
2	D	134	HIS
2	D	182	LEU
2	D	196	LEU
2	D	219	LEU
1	E	28	PHE
1	E	69	ILE
1	F	155	ILE
1	F	158	VAL
2	G	107	LEU
2	G	192	LEU
2	G	196	LEU
2	G	202	ASP
2	G	300	GLN
2	H	47	LEU
2	H	195	LEU
2	H	196	LEU
2	H	245	LEU

Some sidechains can be flipped to improve hydrogen bonding and reduce clashes. All (15) such sidechains are listed below:

Mol	Chain	Res	Type
1	A	61	ASN
1	A	132	GLN
1	B	61	ASN
2	C	27	HIS
2	C	166	GLN
2	C	199	HIS
2	D	111	ASN
1	F	132	GLN
1	F	190	ASN
2	G	145	GLN
2	G	333	HIS
2	H	27	HIS
2	H	52	ASN
2	H	134	HIS
2	H	166	GLN

5.3.3 RNA ⓘ

There are no RNA molecules in this entry.

5.4 Non-standard residues in protein, DNA, RNA chains ⓘ

There are no non-standard protein/DNA/RNA residues in this entry.

5.5 Carbohydrates ⓘ

There are no carbohydrates in this entry.

5.6 Ligand geometry ⓘ

4 ligands are modelled in this entry.

In the following table, the Counts columns list the number of bonds (or angles) for which Mogul statistics could be retrieved, the number of bonds (or angles) that are observed in the model and the number of bonds (or angles) that are defined in the chemical component dictionary. The Link column lists molecule types, if any, to which the group is linked. The Z score for a bond length (or angle) is the number of standard deviations the observed value is removed from the expected value. A bond length (or angle) with $|Z| > 2$ is considered an outlier worth inspection. RMSZ is the root-mean-square of all Z scores of the bond lengths (or angles).

Mol	Type	Chain	Res	Link	Bond lengths			Bond angles		
					Counts	RMSZ	# $ Z > 2$	Counts	RMSZ	# $ Z > 2$
3	ADP	C	2500	-	22,29,29	1.15	2 (9%)	27,45,45	1.87	5 (18%)
3	ADP	D	2501	-	22,29,29	1.09	2 (9%)	27,45,45	1.80	5 (18%)
3	ADP	G	2503	-	22,29,29	1.09	2 (9%)	27,45,45	1.76	3 (11%)
3	ADP	H	2502	-	22,29,29	1.42	3 (13%)	27,45,45	2.39	6 (22%)

In the following table, the Chirals column lists the number of chiral outliers, the number of chiral centers analysed, the number of these observed in the model and the number defined in the chemical component dictionary. Similar counts are reported in the Torsion and Rings columns. '-' means no outliers of that kind were identified.

Mol	Type	Chain	Res	Link	Chirals	Torsions	Rings
3	ADP	C	2500	-	-	0/12/32/32	0/3/3/3
3	ADP	D	2501	-	-	0/12/32/32	0/3/3/3
3	ADP	G	2503	-	-	0/12/32/32	0/3/3/3
3	ADP	H	2502	-	-	0/12/32/32	0/3/3/3

All (9) bond length outliers are listed below:

Mol	Chain	Res	Type	Atoms	Z	Observed(Å)	Ideal(Å)
3	C	2500	ADP	O4'-C1'	2.01	1.43	1.41
3	D	2501	ADP	O4'-C1'	2.23	1.44	1.41
3	G	2503	ADP	O4'-C1'	2.26	1.44	1.41
3	H	2502	ADP	C2-N3	2.65	1.36	1.32
3	H	2502	ADP	O4'-C1'	2.70	1.44	1.41
3	G	2503	ADP	C5-C4	3.27	1.47	1.40
3	D	2501	ADP	C5-C4	3.39	1.48	1.40
3	C	2500	ADP	C5-C4	3.68	1.48	1.40
3	H	2502	ADP	C5-C4	4.20	1.50	1.40

All (19) bond angle outliers are listed below:

Mol	Chain	Res	Type	Atoms	Z	Observed(°)	Ideal(°)
3	H	2502	ADP	N3-C2-N1	-7.42	123.22	128.89
3	G	2503	ADP	N3-C2-N1	-6.54	123.88	128.89
3	C	2500	ADP	N3-C2-N1	-6.36	124.03	128.89
3	D	2501	ADP	N3-C2-N1	-6.18	124.17	128.89
3	C	2500	ADP	C2'-C1'-N9	-4.11	108.02	114.29
3	D	2501	ADP	C4-C5-N7	-3.69	106.09	109.48
3	C	2500	ADP	C4-C5-N7	-3.13	106.60	109.48
3	G	2503	ADP	C4-C5-N7	-2.88	106.83	109.48
3	C	2500	ADP	PA-O3A-PB	-2.60	123.96	132.67
3	D	2501	ADP	C2'-C1'-N9	-2.55	110.39	114.29
3	H	2502	ADP	O2'-C2'-C3'	-2.39	104.06	111.83
3	D	2501	ADP	PA-O3A-PB	-2.36	124.77	132.67
3	G	2503	ADP	C2'-C1'-N9	-2.17	110.97	114.29
3	H	2502	ADP	O3'-C3'-C2'	-2.00	105.31	111.83
3	D	2501	ADP	O3B-PB-O2B	2.02	115.07	107.38
3	C	2500	ADP	C2-N1-C6	2.18	122.67	118.77
3	H	2502	ADP	C4'-O4'-C1'	2.52	112.49	109.72
3	H	2502	ADP	C2'-C3'-C4'	3.25	109.28	102.61
3	H	2502	ADP	C2'-C1'-N9	6.70	124.53	114.29

There are no chirality outliers.

There are no torsion outliers.

There are no ring outliers.

4 monomers are involved in 10 short contacts:

Mol	Chain	Res	Type	Clashes	Symm-Clashes
3	C	2500	ADP	2	0

Continued on next page...

Continued from previous page...

Mol	Chain	Res	Type	Clashes	Symm-Clashes
3	D	2501	ADP	1	0
3	G	2503	ADP	3	0
3	H	2502	ADP	4	0

5.7 Other polymers [i](#)

There are no such residues in this entry.

5.8 Polymer linkage issues [i](#)

There are no chain breaks in this entry.

6 Fit of model and data ⓘ

6.1 Protein, DNA and RNA chains ⓘ

In the following table, the column labelled ‘#RSRZ> 2’ contains the number (and percentage) of RSRZ outliers, followed by percent RSRZ outliers for the chain as percentile scores relative to all X-ray entries and entries of similar resolution. The OWAB column contains the minimum, median, 95th percentile and maximum values of the occupancy-weighted average B-factor per residue. The column labelled ‘Q< 0.9’ lists the number of (and percentage) of residues with an average occupancy less than 0.9.

Mol	Chain	Analysed	<RSRZ>	#RSRZ>2	OWAB(Å ²)	Q<0.9
1	A	216/217 (99%)	-0.21	3 (1%) 78 76	18, 58, 105, 130	0
1	B	216/217 (99%)	-0.13	8 (3%) 45 38	17, 55, 103, 131	0
1	E	216/217 (99%)	0.08	9 (4%) 40 33	31, 65, 100, 137	0
1	F	216/217 (99%)	-0.02	6 (2%) 56 50	30, 63, 117, 150	0
2	C	344/366 (93%)	0.15	28 (8%) 15 9	18, 65, 117, 161	0
2	D	343/366 (93%)	0.05	20 (5%) 26 20	22, 68, 115, 159	0
2	G	343/366 (93%)	0.01	16 (4%) 35 29	23, 61, 112, 140	0
2	H	344/366 (93%)	0.03	12 (3%) 48 40	21, 66, 122, 162	0
All	All	2238/2332 (95%)	0.01	102 (4%) 36 30	17, 63, 116, 162	0

All (102) RSRZ outliers are listed below:

Mol	Chain	Res	Type	RSRZ
2	D	17	THR	8.6
2	C	13	GLN	8.4
2	D	12	HIS	6.8
2	D	13	GLN	6.7
2	H	251	GLU	6.6
2	C	14	GLY	6.2
2	D	115	ASP	5.4
1	E	51	LYS	5.0
2	C	16	ARG	5.0
2	C	15	THR	4.8
1	F	84	GLY	4.7
2	C	18	ILE	4.6
2	G	114	LYS	4.0
2	D	16	ARG	4.0
1	F	184	TYR	3.9
2	G	15	THR	3.9

Continued on next page...

Continued from previous page...

Mol	Chain	Res	Type	RSRZ
2	D	15	THR	3.8
2	D	114	LYS	3.8
2	C	17	THR	3.7
2	C	115	ASP	3.7
2	H	252	ASP	3.6
2	G	164	CYS	3.5
1	E	84	GLY	3.5
1	F	192	VAL	3.4
2	G	66	GLY	3.4
2	H	132	ASP	3.3
2	G	163	LEU	3.3
2	D	216	ASN	3.3
2	G	115	ASP	3.2
2	D	14	GLY	3.2
1	E	49	ASN	3.2
1	E	47	ILE	3.2
2	G	85	GLY	3.2
2	C	12	HIS	3.2
1	B	4	PRO	3.1
1	E	41	THR	3.1
1	B	82	ILE	3.0
2	G	16	ARG	2.9
2	D	113	PRO	2.9
1	E	80	ARG	2.9
1	B	7	TRP	2.9
2	G	71	THR	2.8
1	A	82	ILE	2.8
2	C	264	ASP	2.8
2	H	248	ASP	2.7
1	E	52	LEU	2.7
2	D	164	CYS	2.7
2	G	86	MET	2.7
2	H	246	HIS	2.7
2	C	289	ARG	2.7
2	C	154	ALA	2.7
2	C	263	THR	2.6
2	C	85	GLY	2.6
2	C	321	GLN	2.6
2	D	71	THR	2.6
1	B	81	VAL	2.6
2	C	118	LYS	2.6
2	G	111	ASN	2.6

Continued on next page...

Continued from previous page...

Mol	Chain	Res	Type	RSRZ
1	A	51	LYS	2.6
2	G	87	ILE	2.5
2	H	276	GLN	2.5
2	C	113	PRO	2.5
2	C	251	GLU	2.5
1	F	85	THR	2.5
2	H	343	VAL	2.5
2	G	160	LYS	2.5
1	F	188	VAL	2.5
1	B	84	GLY	2.5
1	F	185	ASN	2.4
2	D	48	ILE	2.4
1	E	40	VAL	2.4
2	H	254	GLN	2.4
2	C	329	TRP	2.4
2	H	249	ILE	2.4
1	B	1	MET	2.3
2	D	321	GLN	2.3
2	C	123	GLU	2.3
2	C	248	ASP	2.2
2	H	111	ASN	2.2
2	C	116	GLU	2.2
2	D	220	ILE	2.2
2	C	59	GLU	2.2
2	C	119	ARG	2.2
2	G	321	GLN	2.2
1	B	183	GLY	2.2
2	C	114	LYS	2.2
2	C	256	ARG	2.2
2	D	235	PRO	2.2
2	D	116	GLU	2.2
2	D	19	GLN	2.2
1	B	209	ARG	2.1
2	G	295	ASN	2.1
2	D	18	ILE	2.1
2	G	116	GLU	2.1
2	D	165	ASP	2.1
1	E	209	ARG	2.1
2	H	150	ALA	2.1
1	A	77	PRO	2.1
2	C	150	ALA	2.0
2	H	154	ALA	2.0

Continued on next page...

Continued from previous page...

Mol	Chain	Res	Type	RSRZ
2	C	11	PHE	2.0
2	C	164	CYS	2.0

6.2 Non-standard residues in protein, DNA, RNA chains [i](#)

There are no non-standard protein/DNA/RNA residues in this entry.

6.3 Carbohydrates [i](#)

There are no carbohydrates in this entry.

6.4 Ligands [i](#)

In the following table, the Atoms column lists the number of modelled atoms in the group and the number defined in the chemical component dictionary. LLDF column lists the quality of electron density of the group with respect to its neighbouring residues in protein, DNA or RNA chains. The B-factors column lists the minimum, median, 95th percentile and maximum values of B factors of atoms in the group. The column labelled 'Q< 0.9' lists the number of atoms with occupancy less than 0.9.

Mol	Type	Chain	Res	Atoms	RSCC	RSR	LLDF	B-factors(Å ²)	Q<0.9
3	ADP	G	2503	27/27	0.87	0.28	1.27	77,120,138,143	0
3	ADP	D	2501	27/27	0.88	0.20	-0.19	84,124,136,139	0
3	ADP	C	2500	27/27	0.87	0.22	-0.20	69,105,120,128	0
3	ADP	H	2502	27/27	0.95	0.13	-0.35	38,56,67,77	0

6.5 Other polymers [i](#)

There are no such residues in this entry.