



wwPDB X-ray Structure Validation Summary Report ⓘ

Feb 1, 2016 – 09:17 PM GMT

PDB ID : 4U24
Title : Crystal structure of the E. coli ribosome bound to dalfopristin.
Authors : Noeske, J.; Huang, J.; Olivier, N.B.; Giacobbe, R.A.; Zambrowski, M.; Cate, J.H.D.
Deposited on : 2014-06-06
Resolution : 2.90 Å(reported)

This is a wwPDB X-ray Structure Validation Summary Report for a publicly released PDB entry.
We welcome your comments at validation@mail.wwpdb.org
A user guide is available at
<http://wwpdb.org/validation/2016/XrayValidationReportHelp>
with specific help available everywhere you see the ⓘ symbol.

The following versions of software and data (see [references ⓘ](#)) were used in the production of this report:

MolProbity : 4.02b-467
Mogul : 1.7 (RC4), CSD as536be (2015)
Xtriage (Phenix) : 1.9-1692
EDS : rb-20026688
Percentile statistics : 20151230.v01 (using entries in the PDB archive December 30th 2015)
Refmac : 5.8.0135
CCP4 : 6.5.0
Ideal geometry (proteins) : Engh & Huber (2001)
Ideal geometry (DNA, RNA) : Parkinson et al. (1996)
Validation Pipeline (wwPDB-VP) : trunk26865

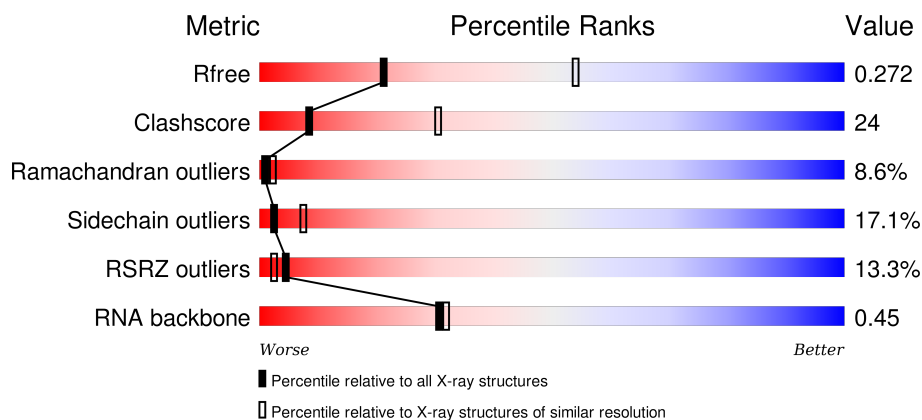
1 Overall quality at a glance

The following experimental techniques were used to determine the structure:

X-RAY DIFFRACTION

The reported resolution of this entry is 2.90 Å.

Percentile scores (ranging between 0-100) for global validation metrics of the entry are shown in the following graphic. The table shows the number of entries on which the scores are based.



| Metric | Whole archive (#Entries) | Similar resolution (#Entries, resolution range(Å)) |
|-----------------------|-----------------------------|---|
| R_{free} | 91344 | 1451 (2.90-2.90) |
| Clashscore | 102246 | 1668 (2.90-2.90) |
| Ramachandran outliers | 100387 | 1630 (2.90-2.90) |
| Sidechain outliers | 100360 | 1632 (2.90-2.90) |
| RSRZ outliers | 91569 | 1456 (2.90-2.90) |
| RNA backbone | 2183 | 1093 (3.30-2.50) |

The table below summarises the geometric issues observed across the polymeric chains and their fit to the electron density. The red, orange, yellow and green segments on the lower bar indicate the fraction of residues that contain outliers for ≥ 3 , 2, 1 and 0 types of geometric quality criteria. A grey segment represents the fraction of residues that are not modelled. The numeric value for each fraction is indicated below the corresponding segment, with a dot representing fractions $\leq 5\%$. The upper red bar (where present) indicates the fraction of residues that have poor fit to the electron density. The numeric value is given above the bar.

| Mol | Chain | Length | Quality of chain |
|-----|-------|--------|---|
| 1 | AA | 1539 | <div> <div>2%</div> <div>30% 54% 16%</div> </div> |
| 1 | CA | 1539 | <div> <div>7%</div> <div>30% 55% 15%</div> </div> |
| 2 | AB | 218 | <div> <div>17%</div> <div>23% 51% 21% 5%</div> </div> |
| 2 | CB | 218 | <div> <div>22%</div> <div>31% 49% 18% .</div> </div> |

Continued on next page...

Continued from previous page...

| Mol | Chain | Length | Quality of chain |
|-----|-------|--------|------------------|
| 3 | AC | 206 | |
| 3 | CC | 206 | |
| 4 | AD | 205 | |
| 4 | CD | 205 | |
| 5 | AE | 150 | |
| 5 | CE | 150 | |
| 6 | AF | 100 | |
| 6 | CF | 100 | |
| 7 | AG | 151 | |
| 7 | CG | 151 | |
| 8 | AH | 129 | |
| 8 | CH | 129 | |
| 9 | AI | 127 | |
| 9 | CI | 127 | |
| 10 | AJ | 98 | |
| 10 | CJ | 98 | |
| 11 | AK | 117 | |
| 11 | CK | 117 | |
| 12 | AL | 123 | |
| 12 | CL | 123 | |
| 13 | AM | 114 | |
| 13 | CM | 114 | |
| 14 | AN | 100 | |
| 14 | CN | 100 | |
| 15 | AO | 88 | |

Continued on next page...

Continued from previous page...

| Mol | Chain | Length | Quality of chain |
|-----|-------|--------|------------------|
| 15 | CO | 88 | |
| 16 | AP | 82 | |
| 16 | CP | 82 | |
| 17 | AQ | 80 | |
| 17 | CQ | 80 | |
| 18 | AR | 55 | |
| 18 | CR | 55 | |
| 19 | AS | 79 | |
| 19 | CS | 79 | |
| 20 | AT | 85 | |
| 20 | CT | 85 | |
| 21 | AU | 51 | |
| 21 | CU | 51 | |
| 22 | BA | 2903 | |
| 22 | DA | 2903 | |
| 23 | BB | 119 | |
| 23 | DB | 119 | |
| 24 | BC | 271 | |
| 24 | DC | 271 | |
| 25 | BD | 209 | |
| 25 | DD | 209 | |
| 26 | BE | 201 | |
| 26 | DE | 201 | |
| 27 | BF | 177 | |
| 27 | DF | 177 | |

Continued on next page...

Continued from previous page...

| Mol | Chain | Length | Quality of chain |
|-----|-------|--------|------------------|
| 28 | BG | 176 | |
| 28 | DG | 176 | |
| 29 | BH | 149 | |
| 29 | DH | 149 | |
| 30 | BI | 141 | |
| 30 | DI | 141 | |
| 31 | BJ | 142 | |
| 31 | DJ | 142 | |
| 32 | BK | 122 | |
| 32 | DK | 122 | |
| 33 | BL | 143 | |
| 33 | DL | 143 | |
| 34 | BM | 136 | |
| 34 | DM | 136 | |
| 35 | BN | 120 | |
| 35 | DN | 120 | |
| 36 | BO | 116 | |
| 36 | DO | 116 | |
| 37 | BP | 114 | |
| 37 | DP | 114 | |
| 38 | BQ | 117 | |
| 38 | DQ | 117 | |
| 39 | BR | 103 | |
| 39 | DR | 103 | |
| 40 | BS | 110 | |

Continued on next page...

Continued from previous page...

| Mol | Chain | Length | Quality of chain |
|-----|-------|--------|------------------|
| 40 | DS | 110 | |
| 41 | BT | 93 | |
| 41 | DT | 93 | |
| 42 | BU | 102 | |
| 42 | DU | 102 | |
| 43 | BV | 94 | |
| 43 | DV | 94 | |
| 44 | BW | 76 | |
| 44 | DW | 76 | |
| 45 | BX | 77 | |
| 45 | DX | 77 | |
| 46 | BY | 63 | |
| 46 | DY | 63 | |
| 47 | BZ | 58 | |
| 47 | DZ | 58 | |
| 48 | B0 | 56 | |
| 48 | D0 | 56 | |
| 49 | B1 | 50 | |
| 49 | D1 | 50 | |
| 50 | B2 | 46 | |
| 50 | D2 | 46 | |
| 51 | B3 | 64 | |
| 51 | D3 | 64 | |
| 52 | B4 | 38 | |
| 52 | D4 | 38 | |

Continued on next page...

Continued from previous page...

| Mol | Chain | Length | Quality of chain |
|-----|-------|--------|------------------|
| 53 | B5 | 228 | |

The following table lists non-polymeric compounds, carbohydrate monomers and non-standard residues in protein, DNA, RNA chains that are outliers for geometric or electron-density-fit criteria:

| Mol | Type | Chain | Res | Chirality | Geometry | Clashes | Electron density |
|-----|------|-------|------|-----------|----------|---------|------------------|
| 54 | MG | AA | 1621 | - | - | - | X |
| 54 | MG | AA | 1622 | - | - | - | X |
| 54 | MG | AA | 1629 | - | - | - | X |
| 54 | MG | AA | 1634 | - | - | - | X |
| 54 | MG | AA | 1653 | - | - | - | X |
| 54 | MG | AA | 1661 | - | - | - | X |
| 54 | MG | AA | 1668 | - | - | - | X |
| 54 | MG | AA | 1669 | - | - | - | X |
| 54 | MG | BA | 3013 | - | - | - | X |
| 54 | MG | BA | 3042 | - | - | - | X |
| 54 | MG | BA | 3049 | - | - | - | X |
| 54 | MG | BA | 3075 | - | - | - | X |
| 54 | MG | BA | 3085 | - | - | - | X |
| 54 | MG | BA | 3107 | - | - | - | X |
| 54 | MG | BA | 3110 | - | - | - | X |
| 54 | MG | BA | 3131 | - | - | - | X |
| 54 | MG | BA | 3137 | - | - | - | X |
| 54 | MG | BA | 3139 | - | - | - | X |
| 54 | MG | BA | 3146 | - | - | - | X |
| 54 | MG | BA | 3158 | - | - | - | X |
| 54 | MG | BA | 3169 | - | - | - | X |
| 54 | MG | BA | 3177 | - | - | - | X |
| 54 | MG | BA | 3178 | - | - | - | X |
| 54 | MG | BA | 3195 | - | - | - | X |
| 54 | MG | CA | 1612 | - | - | - | X |
| 54 | MG | CA | 1617 | - | - | - | X |
| 54 | MG | CA | 1626 | - | - | - | X |
| 54 | MG | DA | 3003 | - | - | - | X |
| 54 | MG | DA | 3027 | - | - | - | X |
| 54 | MG | DA | 3028 | - | - | - | X |
| 54 | MG | DA | 3071 | - | - | - | X |
| 54 | MG | DA | 3072 | - | - | - | X |
| 54 | MG | DA | 3093 | - | - | - | X |
| 54 | MG | DA | 3110 | - | - | - | X |
| 54 | MG | DA | 3113 | - | - | - | X |

Continued on next page...

Continued from previous page...

| Mol | Type | Chain | Res | Chirality | Geometry | Clashes | Electron density |
|-----|------|-------|------|-----------|----------|---------|------------------|
| 54 | MG | DA | 3116 | - | - | - | X |
| 54 | MG | DA | 3137 | - | - | - | X |
| 54 | MG | DA | 3161 | - | - | - | X |
| 55 | DOL | BA | 3001 | - | - | - | X |
| 55 | DOL | DA | 3001 | - | - | X | X |

2 Entry composition

There are 57 unique types of molecules in this entry. The entry contains 288276 atoms, of which 0 are hydrogens and 0 are deuteriums.

In the tables below, the ZeroOcc column contains the number of atoms modelled with zero occupancy, the AltConf column contains the number of residues with at least one atom in alternate conformation and the Trace column contains the number of residues modelled with at most 2 atoms.

- Molecule 1 is a RNA chain called 16S rRNA.

| Mol | Chain | Residues | Atoms | | | | | ZeroOcc | AltConf | Trace |
|-----|-------|----------|-------|-------|------|-------|------|---------|---------|-------|
| 1 | AA | 1538 | Total | C | N | O | P | 0 | 0 | 0 |
| | | | 32995 | 14716 | 6050 | 10691 | 1538 | | | |
| 1 | CA | 1539 | Total | C | N | O | P | 0 | 0 | 0 |
| | | | 33015 | 14725 | 6052 | 10699 | 1539 | | | |

- Molecule 2 is a protein called 30S ribosomal protein S2.

| Mol | Chain | Residues | Atoms | | | | | ZeroOcc | AltConf | Trace |
|-----|-------|----------|-------|------|-----|-----|---|---------|---------|-------|
| 2 | AB | 218 | Total | C | N | O | S | 0 | 0 | 0 |
| | | | 1705 | 1081 | 305 | 312 | 7 | | | |
| 2 | CB | 218 | Total | C | N | O | S | 0 | 0 | 0 |
| | | | 1705 | 1081 | 305 | 312 | 7 | | | |

- Molecule 3 is a protein called 30S ribosomal protein S3.

| Mol | Chain | Residues | Atoms | | | | | ZeroOcc | AltConf | Trace |
|-----|-------|----------|-------|------|-----|-----|---|---------|---------|-------|
| 3 | AC | 206 | Total | C | N | O | S | 0 | 0 | 0 |
| | | | 1625 | 1028 | 305 | 289 | 3 | | | |
| 3 | CC | 206 | Total | C | N | O | S | 0 | 0 | 0 |
| | | | 1625 | 1028 | 305 | 289 | 3 | | | |

- Molecule 4 is a protein called 30S ribosomal protein S4.

| Mol | Chain | Residues | Atoms | | | | | ZeroOcc | AltConf | Trace |
|-----|-------|----------|-------|------|-----|-----|---|---------|---------|-------|
| 4 | AD | 205 | Total | C | N | O | S | 0 | 0 | 0 |
| | | | 1643 | 1026 | 315 | 298 | 4 | | | |
| 4 | CD | 205 | Total | C | N | O | S | 0 | 0 | 0 |
| | | | 1643 | 1026 | 315 | 298 | 4 | | | |

- Molecule 5 is a protein called 30S ribosomal protein S5.

| Mol | Chain | Residues | Atoms | | | | | ZeroOcc | AltConf | Trace |
|-----|-------|----------|-------|-----|-----|-----|---|---------|---------|-------|
| 5 | AE | 150 | Total | C | N | O | S | 0 | 0 | 0 |
| | | | 1106 | 687 | 211 | 202 | 6 | | | |
| 5 | CE | 150 | Total | C | N | O | S | 0 | 0 | 0 |
| | | | 1106 | 687 | 211 | 202 | 6 | | | |

- Molecule 6 is a protein called 30S ribosomal protein S6.

| Mol | Chain | Residues | Atoms | | | | | ZeroOcc | AltConf | Trace |
|-----|-------|----------|-------|-----|-----|-----|---|---------|---------|-------|
| 6 | AF | 100 | Total | C | N | O | S | 0 | 0 | 0 |
| | | | 818 | 515 | 148 | 149 | 6 | | | |
| 6 | CF | 100 | Total | C | N | O | S | 0 | 0 | 0 |
| | | | 818 | 515 | 148 | 149 | 6 | | | |

- Molecule 7 is a protein called 30S ribosomal protein S7.

| Mol | Chain | Residues | Atoms | | | | | ZeroOcc | AltConf | Trace |
|-----|-------|----------|-------|-----|-----|-----|---|---------|---------|-------|
| 7 | AG | 151 | Total | C | N | O | S | 0 | 0 | 0 |
| | | | 1182 | 735 | 227 | 216 | 4 | | | |
| 7 | CG | 151 | Total | C | N | O | S | 0 | 0 | 0 |
| | | | 1182 | 735 | 227 | 216 | 4 | | | |

- Molecule 8 is a protein called 30S ribosomal protein S8.

| Mol | Chain | Residues | Atoms | | | | | ZeroOcc | AltConf | Trace |
|-----|-------|----------|-------|-----|-----|-----|---|---------|---------|-------|
| 8 | AH | 129 | Total | C | N | O | S | 0 | 0 | 0 |
| | | | 979 | 616 | 173 | 184 | 6 | | | |
| 8 | CH | 129 | Total | C | N | O | S | 0 | 0 | 0 |
| | | | 979 | 616 | 173 | 184 | 6 | | | |

- Molecule 9 is a protein called 30S ribosomal protein S9.

| Mol | Chain | Residues | Atoms | | | | | ZeroOcc | AltConf | Trace |
|-----|-------|----------|-------|-----|-----|-----|---|---------|---------|-------|
| 9 | AI | 127 | Total | C | N | O | S | 0 | 0 | 0 |
| | | | 1022 | 634 | 206 | 179 | 3 | | | |
| 9 | CI | 127 | Total | C | N | O | S | 0 | 0 | 0 |
| | | | 1022 | 634 | 206 | 179 | 3 | | | |

- Molecule 10 is a protein called 30S ribosomal protein S10.

| Mol | Chain | Residues | Atoms | | | | | ZeroOcc | AltConf | Trace |
|-----|-------|----------|-------|-----|-----|-----|---|---------|---------|-------|
| 10 | AJ | 98 | Total | C | N | O | S | 0 | 0 | 0 |
| | | | 787 | 493 | 150 | 143 | 1 | | | |

Continued on next page...

Continued from previous page...

| Mol | Chain | Residues | Atoms | | | | | ZeroOcc | AltConf | Trace |
|-----|-------|----------|-------|-----|-----|-----|---|---------|---------|-------|
| 10 | CJ | 98 | Total | C | N | O | S | 0 | 0 | 0 |
| | | | 787 | 493 | 150 | 143 | 1 | | | |

- Molecule 11 is a protein called 30S ribosomal protein S11.

| Mol | Chain | Residues | Atoms | | | | | ZeroOcc | AltConf | Trace |
|-----|-------|----------|-------|-----|-----|-----|---|---------|---------|-------|
| 11 | AK | 117 | Total | C | N | O | S | 0 | 0 | 0 |
| | | | 877 | 540 | 174 | 160 | 3 | | | |
| 11 | CK | 117 | Total | C | N | O | S | 0 | 0 | 0 |
| | | | 877 | 540 | 174 | 160 | 3 | | | |

- Molecule 12 is a protein called 30S ribosomal protein S12.

| Mol | Chain | Residues | Atoms | | | | | ZeroOcc | AltConf | Trace |
|-----|-------|----------|-------|-----|-----|-----|---|---------|---------|-------|
| 12 | AL | 123 | Total | C | N | O | S | 0 | 0 | 0 |
| | | | 955 | 590 | 196 | 165 | 4 | | | |
| 12 | CL | 123 | Total | C | N | O | S | 0 | 0 | 0 |
| | | | 955 | 590 | 196 | 165 | 4 | | | |

- Molecule 13 is a protein called 30S ribosomal protein S13.

| Mol | Chain | Residues | Atoms | | | | | ZeroOcc | AltConf | Trace |
|-----|-------|----------|-------|-----|-----|-----|---|---------|---------|-------|
| 13 | AM | 114 | Total | C | N | O | S | 0 | 0 | 0 |
| | | | 884 | 546 | 178 | 157 | 3 | | | |
| 13 | CM | 114 | Total | C | N | O | S | 0 | 0 | 0 |
| | | | 884 | 546 | 178 | 157 | 3 | | | |

- Molecule 14 is a protein called 30S ribosomal protein S14.

| Mol | Chain | Residues | Atoms | | | | | ZeroOcc | AltConf | Trace |
|-----|-------|----------|-------|-----|-----|-----|---|---------|---------|-------|
| 14 | AN | 96 | Total | C | N | O | S | 0 | 0 | 0 |
| | | | 774 | 483 | 160 | 128 | 3 | | | |
| 14 | CN | 96 | Total | C | N | O | S | 0 | 0 | 0 |
| | | | 774 | 483 | 160 | 128 | 3 | | | |

- Molecule 15 is a protein called 30S ribosomal protein S15.

| Mol | Chain | Residues | Atoms | | | | | ZeroOcc | AltConf | Trace |
|-----|-------|----------|-------|-----|-----|-----|---|---------|---------|-------|
| 15 | AO | 88 | Total | C | N | O | S | 0 | 0 | 0 |
| | | | 710 | 437 | 143 | 129 | 1 | | | |
| 15 | CO | 88 | Total | C | N | O | S | 0 | 0 | 0 |
| | | | 710 | 437 | 143 | 129 | 1 | | | |

- Molecule 16 is a protein called 30S ribosomal protein S16.

| Mol | Chain | Residues | Atoms | | | | | ZeroOcc | AltConf | Trace |
|-----|-------|----------|-------|-----|-----|-----|---|---------|---------|-------|
| 16 | AP | 82 | Total | C | N | O | S | 0 | 0 | 0 |
| | | | 649 | 406 | 128 | 114 | 1 | | | |
| 16 | CP | 82 | Total | C | N | O | S | 0 | 0 | 0 |
| | | | 649 | 406 | 128 | 114 | 1 | | | |

- Molecule 17 is a protein called 30S ribosomal protein S17.

| Mol | Chain | Residues | Atoms | | | | | ZeroOcc | AltConf | Trace |
|-----|-------|----------|-------|-----|-----|-----|---|---------|---------|-------|
| 17 | AQ | 80 | Total | C | N | O | S | 0 | 0 | 0 |
| | | | 649 | 411 | 121 | 114 | 3 | | | |
| 17 | CQ | 80 | Total | C | N | O | S | 0 | 0 | 0 |
| | | | 649 | 411 | 121 | 114 | 3 | | | |

- Molecule 18 is a protein called 30S ribosomal protein S18.

| Mol | Chain | Residues | Atoms | | | | ZeroOcc | AltConf | Trace |
|-----|-------|----------|-------|-----|----|----|---------|---------|-------|
| 18 | AR | 55 | Total | C | N | O | 0 | 0 | 0 |
| | | | 456 | 288 | 86 | 82 | | | |
| 18 | CR | 55 | Total | C | N | O | 0 | 0 | 0 |
| | | | 456 | 288 | 86 | 82 | | | |

- Molecule 19 is a protein called 30S ribosomal protein S19.

| Mol | Chain | Residues | Atoms | | | | | ZeroOcc | AltConf | Trace |
|-----|-------|----------|-------|-----|-----|-----|---|---------|---------|-------|
| 19 | AS | 79 | Total | C | N | O | S | 0 | 0 | 0 |
| | | | 638 | 408 | 120 | 108 | 2 | | | |
| 19 | CS | 79 | Total | C | N | O | S | 0 | 0 | 0 |
| | | | 638 | 408 | 120 | 108 | 2 | | | |

- Molecule 20 is a protein called 30S ribosomal protein S20.

| Mol | Chain | Residues | Atoms | | | | | ZeroOcc | AltConf | Trace |
|-----|-------|----------|-------|-----|-----|-----|---|---------|---------|-------|
| 20 | AT | 85 | Total | C | N | O | S | 0 | 0 | 0 |
| | | | 665 | 411 | 137 | 114 | 3 | | | |
| 20 | CT | 85 | Total | C | N | O | S | 0 | 0 | 0 |
| | | | 665 | 411 | 137 | 114 | 3 | | | |

- Molecule 21 is a protein called 30S ribosomal protein S21.

| Mol | Chain | Residues | Atoms | | | | | ZeroOcc | AltConf | Trace |
|-----|-------|----------|-------|-----|----|----|---|---------|---------|-------|
| 21 | AU | 51 | Total | C | N | O | S | 0 | 0 | 0 |
| | | | 426 | 265 | 86 | 74 | 1 | | | |
| 21 | CU | 51 | Total | C | N | O | S | 0 | 0 | 0 |
| | | | 426 | 265 | 86 | 74 | 1 | | | |

- Molecule 22 is a RNA chain called 23S rRNA.

| Mol | Chain | Residues | Atoms | | | | | ZeroOcc | AltConf | Trace |
|-----|-------|----------|-------|-------|-------|-------|------|---------|---------|-------|
| 22 | BA | 2897 | Total | C | N | O | P | 0 | 0 | 0 |
| | | | 62195 | 27745 | 11446 | 20107 | 2897 | | | |
| 22 | DA | 2897 | Total | C | N | O | P | 0 | 0 | 0 |
| | | | 62195 | 27745 | 11446 | 20107 | 2897 | | | |

- Molecule 23 is a RNA chain called 5S rRNA.

| Mol | Chain | Residues | Atoms | | | | | ZeroOcc | AltConf | Trace |
|-----|-------|----------|-------|------|-----|-----|-----|---------|---------|-------|
| 23 | BB | 119 | Total | C | N | O | P | 0 | 0 | 0 |
| | | | 2549 | 1135 | 466 | 829 | 119 | | | |
| 23 | DB | 118 | Total | C | N | O | P | 0 | 0 | 0 |
| | | | 2529 | 1126 | 464 | 821 | 118 | | | |

- Molecule 24 is a protein called 50S ribosomal protein L2.

| Mol | Chain | Residues | Atoms | | | | | ZeroOcc | AltConf | Trace |
|-----|-------|----------|-------|------|-----|-----|---|---------|---------|-------|
| 24 | BC | 271 | Total | C | N | O | S | 0 | 0 | 0 |
| | | | 2083 | 1288 | 423 | 365 | 7 | | | |
| 24 | DC | 271 | Total | C | N | O | S | 0 | 0 | 0 |
| | | | 2083 | 1288 | 423 | 365 | 7 | | | |

- Molecule 25 is a protein called 50S ribosomal protein L3.

| Mol | Chain | Residues | Atoms | | | | | ZeroOcc | AltConf | Trace |
|-----|-------|----------|-------|-----|-----|-----|---|---------|---------|-------|
| 25 | BD | 209 | Total | C | N | O | S | 0 | 0 | 0 |
| | | | 1565 | 979 | 288 | 294 | 4 | | | |
| 25 | DD | 209 | Total | C | N | O | S | 0 | 0 | 0 |
| | | | 1565 | 979 | 288 | 294 | 4 | | | |

- Molecule 26 is a protein called 50S ribosomal protein L4.

| Mol | Chain | Residues | Atoms | | | | | ZeroOcc | AltConf | Trace |
|-----|-------|----------|-------|-----|-----|-----|---|---------|---------|-------|
| 26 | BE | 201 | Total | C | N | O | S | 0 | 0 | 0 |
| | | | 1552 | 974 | 283 | 290 | 5 | | | |

Continued on next page...

Continued from previous page...

| Mol | Chain | Residues | Atoms | | | | | ZeroOcc | AltConf | Trace |
|-----|-------|----------|-------|-----|-----|-----|---|---------|---------|-------|
| 26 | DE | 201 | Total | C | N | O | S | 0 | 0 | 0 |
| | | | 1552 | 974 | 283 | 290 | 5 | | | |

- Molecule 27 is a protein called 50S ribosomal protein L5.

| Mol | Chain | Residues | Atoms | | | | | ZeroOcc | AltConf | Trace |
|-----|-------|----------|-------|-----|-----|-----|---|---------|---------|-------|
| 27 | BF | 177 | Total | C | N | O | S | 0 | 0 | 0 |
| | | | 1411 | 899 | 249 | 257 | 6 | | | |
| 27 | DF | 177 | Total | C | N | O | S | 0 | 0 | 0 |
| | | | 1411 | 899 | 249 | 257 | 6 | | | |

- Molecule 28 is a protein called 50S ribosomal protein L6.

| Mol | Chain | Residues | Atoms | | | | | ZeroOcc | AltConf | Trace |
|-----|-------|----------|-------|-----|-----|-----|---|---------|---------|-------|
| 28 | BG | 176 | Total | C | N | O | S | 0 | 0 | 0 |
| | | | 1323 | 832 | 243 | 246 | 2 | | | |
| 28 | DG | 176 | Total | C | N | O | S | 0 | 0 | 0 |
| | | | 1323 | 832 | 243 | 246 | 2 | | | |

- Molecule 29 is a protein called 50S ribosomal protein L9.

| Mol | Chain | Residues | Atoms | | | | | ZeroOcc | AltConf | Trace |
|-----|-------|----------|-------|-----|-----|-----|---|---------|---------|-------|
| 29 | BH | 149 | Total | C | N | O | S | 0 | 0 | 0 |
| | | | 1110 | 699 | 197 | 213 | 1 | | | |
| 29 | DH | 149 | Total | C | N | O | S | 0 | 0 | 0 |
| | | | 1110 | 699 | 197 | 213 | 1 | | | |

- Molecule 30 is a protein called 50S ribosomal protein L11.

| Mol | Chain | Residues | Atoms | | | | | ZeroOcc | AltConf | Trace |
|-----|-------|----------|-------|-----|-----|-----|---|---------|---------|-------|
| 30 | BI | 141 | Total | C | N | O | S | 0 | 0 | 0 |
| | | | 1032 | 651 | 179 | 196 | 6 | | | |
| 30 | DI | 141 | Total | C | N | O | S | 0 | 0 | 0 |
| | | | 1032 | 651 | 179 | 196 | 6 | | | |

- Molecule 31 is a protein called 50S ribosomal protein L13.

| Mol | Chain | Residues | Atoms | | | | | ZeroOcc | AltConf | Trace |
|-----|-------|----------|-------|-----|-----|-----|---|---------|---------|-------|
| 31 | BJ | 142 | Total | C | N | O | S | 0 | 0 | 0 |
| | | | 1129 | 714 | 212 | 199 | 4 | | | |
| 31 | DJ | 142 | Total | C | N | O | S | 0 | 0 | 0 |
| | | | 1129 | 714 | 212 | 199 | 4 | | | |

- Molecule 32 is a protein called 50S ribosomal protein L14.

| Mol | Chain | Residues | Atoms | | | | | ZeroOcc | AltConf | Trace |
|-----|-------|----------|-------|-----|-----|-----|---|---------|---------|-------|
| 32 | BK | 122 | Total | C | N | O | S | 0 | 0 | 0 |
| | | | 939 | 587 | 180 | 166 | 6 | | | |
| 32 | DK | 122 | Total | C | N | O | S | 0 | 0 | 0 |
| | | | 939 | 587 | 180 | 166 | 6 | | | |

- Molecule 33 is a protein called 50S ribosomal protein L15.

| Mol | Chain | Residues | Atoms | | | | | ZeroOcc | AltConf | Trace |
|-----|-------|----------|-------|-----|-----|-----|---|---------|---------|-------|
| 33 | BL | 143 | Total | C | N | O | S | 0 | 0 | 0 |
| | | | 1045 | 649 | 206 | 189 | 1 | | | |
| 33 | DL | 143 | Total | C | N | O | S | 0 | 0 | 0 |
| | | | 1045 | 649 | 206 | 189 | 1 | | | |

- Molecule 34 is a protein called 50S ribosomal protein L16.

| Mol | Chain | Residues | Atoms | | | | | ZeroOcc | AltConf | Trace |
|-----|-------|----------|-------|-----|-----|-----|---|---------|---------|-------|
| 34 | BM | 136 | Total | C | N | O | S | 0 | 0 | 0 |
| | | | 1074 | 686 | 205 | 177 | 6 | | | |
| 34 | DM | 136 | Total | C | N | O | S | 0 | 0 | 0 |
| | | | 1074 | 686 | 205 | 177 | 6 | | | |

- Molecule 35 is a protein called 50S ribosomal protein L17.

| Mol | Chain | Residues | Atoms | | | | | ZeroOcc | AltConf | Trace |
|-----|-------|----------|-------|-----|-----|-----|---|---------|---------|-------|
| 35 | BN | 120 | Total | C | N | O | S | 0 | 0 | 0 |
| | | | 961 | 593 | 196 | 167 | 5 | | | |
| 35 | DN | 120 | Total | C | N | O | S | 0 | 0 | 0 |
| | | | 961 | 593 | 196 | 167 | 5 | | | |

- Molecule 36 is a protein called 50S ribosomal protein L18.

| Mol | Chain | Residues | Atoms | | | | ZeroOcc | AltConf | Trace |
|-----|-------|----------|-------|-----|-----|-----|---------|---------|-------|
| 36 | BO | 116 | Total | C | N | O | 0 | 0 | 0 |
| | | | 892 | 552 | 178 | 162 | | | |
| 36 | DO | 116 | Total | C | N | O | 0 | 0 | 0 |
| | | | 892 | 552 | 178 | 162 | | | |

- Molecule 37 is a protein called 50S ribosomal protein L19.

| Mol | Chain | Residues | Atoms | | | | | ZeroOcc | AltConf | Trace |
|-----|-------|----------|-------|-----|-----|-----|---|---------|---------|-------|
| 37 | BP | 114 | Total | C | N | O | S | 0 | 0 | 0 |
| | | | 917 | 574 | 179 | 163 | 1 | | | |
| 37 | DP | 114 | Total | C | N | O | S | 0 | 0 | 0 |
| | | | 917 | 574 | 179 | 163 | 1 | | | |

- Molecule 38 is a protein called 50S ribosomal protein L20.

| Mol | Chain | Residues | Atoms | | | | | ZeroOcc | AltConf | Trace |
|-----|-------|----------|-------|-----|-----|-----|---|---------|---------|-------|
| 38 | BQ | 117 | Total | C | N | O | S | 0 | 0 | 0 |
| | | | 947 | 604 | 192 | 151 | | | | |
| 38 | DQ | 117 | Total | C | N | O | S | 0 | 0 | 0 |
| | | | 947 | 604 | 192 | 151 | | | | |

- Molecule 39 is a protein called 50S ribosomal protein L21.

| Mol | Chain | Residues | Atoms | | | | | ZeroOcc | AltConf | Trace |
|-----|-------|----------|-------|-----|-----|-----|---|---------|---------|-------|
| 39 | BR | 103 | Total | C | N | O | S | 0 | 0 | 0 |
| | | | 816 | 516 | 153 | 145 | 2 | | | |
| 39 | DR | 103 | Total | C | N | O | S | 0 | 0 | 0 |
| | | | 816 | 516 | 153 | 145 | 2 | | | |

- Molecule 40 is a protein called 50S ribosomal protein L22.

| Mol | Chain | Residues | Atoms | | | | | ZeroOcc | AltConf | Trace |
|-----|-------|----------|-------|-----|-----|-----|---|---------|---------|-------|
| 40 | BS | 110 | Total | C | N | O | S | 0 | 0 | 0 |
| | | | 857 | 532 | 166 | 156 | 3 | | | |
| 40 | DS | 110 | Total | C | N | O | S | 0 | 0 | 0 |
| | | | 857 | 532 | 166 | 156 | 3 | | | |

- Molecule 41 is a protein called 50S ribosomal protein L23.

| Mol | Chain | Residues | Atoms | | | | | ZeroOcc | AltConf | Trace |
|-----|-------|----------|-------|-----|-----|-----|---|---------|---------|-------|
| 41 | BT | 93 | Total | C | N | O | S | 0 | 0 | 0 |
| | | | 739 | 466 | 139 | 132 | 2 | | | |
| 41 | DT | 93 | Total | C | N | O | S | 0 | 0 | 0 |
| | | | 739 | 466 | 139 | 132 | 2 | | | |

- Molecule 42 is a protein called 50S ribosomal protein L24.

| Mol | Chain | Residues | Atoms | | | | | ZeroOcc | AltConf | Trace |
|-----|-------|----------|-------|-----|-----|-----|---|---------|---------|-------|
| 42 | BU | 102 | Total | C | N | O | S | 0 | 0 | 0 |
| | | | 780 | 492 | 146 | 142 | | | | |

Continued on next page...

Continued from previous page...

| Mol | Chain | Residues | Atoms | | | | ZeroOcc | AltConf | Trace |
|-----|-------|----------|-------|-----|-----|-----|---------|---------|-------|
| 42 | DU | 102 | Total | C | N | O | | | |
| | | | 780 | 492 | 146 | 142 | 0 | 0 | 0 |

- Molecule 43 is a protein called 50S ribosomal protein L25.

| Mol | Chain | Residues | Atoms | | | | ZeroOcc | AltConf | Trace |
|-----|-------|----------|-------|-----|-----|-----|---------|---------|-------|
| 43 | BV | 94 | Total | C | N | O | S | | |
| | | | 753 | 479 | 137 | 134 | 3 | 0 | 0 |
| 43 | DV | 94 | Total | C | N | O | S | | |
| | | | 753 | 479 | 137 | 134 | 3 | 0 | 0 |

- Molecule 44 is a protein called 50S ribosomal protein L27.

| Mol | Chain | Residues | Atoms | | | | ZeroOcc | AltConf | Trace |
|-----|-------|----------|-------|-----|-----|-----|---------|---------|-------|
| 44 | BW | 76 | Total | C | N | O | S | | |
| | | | 580 | 359 | 117 | 103 | 1 | 0 | 0 |
| 44 | DW | 75 | Total | C | N | O | S | | |
| | | | 569 | 353 | 113 | 102 | 1 | 0 | 0 |

- Molecule 45 is a protein called 50S ribosomal protein L28.

| Mol | Chain | Residues | Atoms | | | | ZeroOcc | AltConf | Trace |
|-----|-------|----------|-------|-----|-----|-----|---------|---------|-------|
| 45 | BX | 77 | Total | C | N | O | S | | |
| | | | 625 | 388 | 129 | 106 | 2 | 0 | 0 |
| 45 | DX | 77 | Total | C | N | O | S | | |
| | | | 625 | 388 | 129 | 106 | 2 | 0 | 0 |

- Molecule 46 is a protein called 50S ribosomal protein L29.

| Mol | Chain | Residues | Atoms | | | | ZeroOcc | AltConf | Trace |
|-----|-------|----------|-------|-----|----|----|---------|---------|-------|
| 46 | BY | 63 | Total | C | N | O | S | | |
| | | | 509 | 313 | 99 | 95 | 2 | 0 | 0 |
| 46 | DY | 63 | Total | C | N | O | S | | |
| | | | 509 | 313 | 99 | 95 | 2 | 0 | 0 |

- Molecule 47 is a protein called 50S ribosomal protein L30.

| Mol | Chain | Residues | Atoms | | | | ZeroOcc | AltConf | Trace |
|-----|-------|----------|-------|-----|----|----|---------|---------|-------|
| 47 | BZ | 58 | Total | C | N | O | S | | |
| | | | 449 | 281 | 87 | 79 | 2 | 0 | 0 |
| 47 | DZ | 58 | Total | C | N | O | S | | |
| | | | 449 | 281 | 87 | 79 | 2 | 0 | 0 |

- Molecule 48 is a protein called 50S ribosomal protein L32.

| Mol | Chain | Residues | Atoms | | | | | ZeroOcc | AltConf | Trace |
|-----|-------|----------|-------|-----|----|----|---|---------|---------|-------|
| 48 | B0 | 56 | Total | C | N | O | S | 0 | 0 | 0 |
| | | | 444 | 269 | 94 | 80 | 1 | | | |
| 48 | D0 | 56 | Total | C | N | O | S | 0 | 0 | 0 |
| | | | 444 | 269 | 94 | 80 | 1 | | | |

- Molecule 49 is a protein called 50S ribosomal protein L33.

| Mol | Chain | Residues | Atoms | | | | ZeroOcc | AltConf | Trace |
|-----|-------|----------|-------|-----|----|----|---------|---------|-------|
| 49 | B1 | 50 | Total | C | N | O | 0 | 0 | 0 |
| | | | 410 | 263 | 75 | 72 | | | |
| 49 | D1 | 50 | Total | C | N | O | 0 | 0 | 0 |
| | | | 410 | 263 | 75 | 72 | | | |

- Molecule 50 is a protein called 50S ribosomal protein L34.

| Mol | Chain | Residues | Atoms | | | | | ZeroOcc | AltConf | Trace |
|-----|-------|----------|-------|-----|----|----|---|---------|---------|-------|
| 50 | B2 | 46 | Total | C | N | O | S | 0 | 0 | 0 |
| | | | 377 | 228 | 90 | 57 | 2 | | | |
| 50 | D2 | 46 | Total | C | N | O | S | 0 | 0 | 0 |
| | | | 377 | 228 | 90 | 57 | 2 | | | |

- Molecule 51 is a protein called 50S ribosomal protein L35.

| Mol | Chain | Residues | Atoms | | | | | ZeroOcc | AltConf | Trace |
|-----|-------|----------|-------|-----|-----|----|---|---------|---------|-------|
| 51 | B3 | 64 | Total | C | N | O | S | 0 | 0 | 0 |
| | | | 504 | 323 | 105 | 74 | 2 | | | |
| 51 | D3 | 64 | Total | C | N | O | S | 0 | 0 | 0 |
| | | | 504 | 323 | 105 | 74 | 2 | | | |

- Molecule 52 is a protein called 50S ribosomal protein L36.

| Mol | Chain | Residues | Atoms | | | | | ZeroOcc | AltConf | Trace |
|-----|-------|----------|-------|-----|----|----|---|---------|---------|-------|
| 52 | B4 | 38 | Total | C | N | O | S | 0 | 0 | 0 |
| | | | 302 | 185 | 65 | 48 | 4 | | | |
| 52 | D4 | 38 | Total | C | N | O | S | 0 | 0 | 0 |
| | | | 302 | 185 | 65 | 48 | 4 | | | |

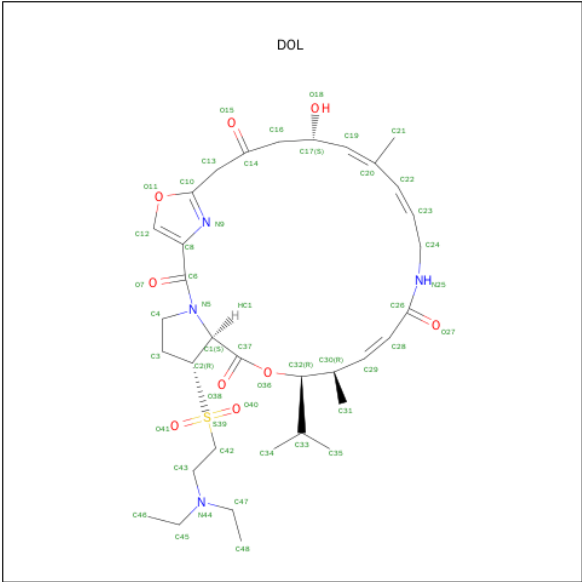
- Molecule 53 is a protein called 50S ribosomal protein L1.

| Mol | Chain | Residues | Atoms | | | | ZeroOcc | AltConf | Trace |
|-----|-------|----------|-------|-----|-----|-----|---------|---------|-------|
| 53 | B5 | 191 | Total | C | N | O | 0 | 0 | 1 |
| | | | 1142 | 691 | 221 | 230 | | | |

- Molecule 54 is MAGNESIUM ION (three-letter code: MG) (formula: Mg).

| Mol | Chain | Residues | Atoms | | ZeroOcc | AltConf |
|-----|-------|----------|-------|-----|---------|---------|
| 54 | BB | 4 | Total | Mg | 0 | 0 |
| | | | 4 | 4 | | |
| 54 | BA | 194 | Total | Mg | 0 | 0 |
| | | | 194 | 194 | | |
| 54 | CA | 56 | Total | Mg | 0 | 0 |
| | | | 56 | 56 | | |
| 54 | DQ | 1 | Total | Mg | 0 | 0 |
| | | | 1 | 1 | | |
| 54 | DL | 1 | Total | Mg | 0 | 0 |
| | | | 1 | 1 | | |
| 54 | D2 | 1 | Total | Mg | 0 | 0 |
| | | | 1 | 1 | | |
| 54 | DA | 164 | Total | Mg | 0 | 0 |
| | | | 164 | 164 | | |
| 54 | AA | 70 | Total | Mg | 0 | 0 |
| | | | 70 | 70 | | |
| 54 | BQ | 1 | Total | Mg | 0 | 0 |
| | | | 1 | 1 | | |
| 54 | AN | 1 | Total | Mg | 0 | 0 |
| | | | 1 | 1 | | |
| 54 | DB | 3 | Total | Mg | 0 | 0 |
| | | | 3 | 3 | | |
| 54 | AM | 1 | Total | Mg | 0 | 0 |
| | | | 1 | 1 | | |

- Molecule 55 is 5-(2-DIETHYLAMINO-ETHANESULFONYL)-21-HYDROXY-10-ISOPROPYL-11,19-DIMETHYL-9,26-DIOXA-3,15,28-TRIAZA-TRICYCLO[23.2.1.00,255]OCTACOSA-1(27),12,17,19,25(28)-PENTAENE-2,8,14,23-TETRAONE (three-letter code: DOL) (formula: C₃₄H₅₀N₄O₉S).



| Mol | Chain | Residues | Atoms | | | | | ZeroOcc | AltConf |
|-----|-------|----------|-------|----|---|---|---|---------|---------|
| 55 | BA | 1 | Total | C | N | O | S | 0 | 0 |
| | | | 48 | 34 | 4 | 9 | 1 | | |
| 55 | DA | 1 | Total | C | N | O | S | 0 | 0 |
| | | | 48 | 34 | 4 | 9 | 1 | | |

- Molecule 56 is ZINC ION (three-letter code: ZN) (formula: Zn).

| Mol | Chain | Residues | Atoms | | ZeroOcc | AltConf |
|-----|-------|----------|-------|----|---------|---------|
| 56 | B4 | 1 | Total | Zn | 0 | 0 |
| | | | 1 | 1 | | |
| 56 | D4 | 1 | Total | Zn | 0 | 0 |
| | | | 1 | 1 | | |

- Molecule 57 is water.

| Mol | Chain | Residues | Atoms | | ZeroOcc | AltConf |
|-----|-------|----------|-------|-----|---------|---------|
| 57 | AA | 195 | Total | O | 0 | 0 |
| | | | 195 | 195 | | |
| 57 | AE | 1 | Total | O | 0 | 0 |
| | | | 1 | 1 | | |
| 57 | AL | 1 | Total | O | 0 | 0 |
| | | | 1 | 1 | | |
| 57 | AN | 3 | Total | O | 0 | 0 |
| | | | 3 | 3 | | |
| 57 | AT | 2 | Total | O | 0 | 0 |
| | | | 2 | 2 | | |

Continued on next page...

Continued from previous page...

| Mol | Chain | Residues | Atoms | | ZeroOcc | AltConf |
|-----|-------|----------|--------------|----------|---------|---------|
| 57 | AU | 1 | Total 1 | O 1 | 0 | 0 |
| 57 | BA | 615 | Total 615 | O 615 | 0 | 0 |
| 57 | BB | 13 | Total 13 | O 13 | 0 | 0 |
| 57 | BC | 8 | Total 8 | O 8 | 0 | 0 |
| 57 | BD | 3 | Total 3 | O 3 | 0 | 0 |
| 57 | BE | 2 | Total 2 | O 2 | 0 | 0 |
| 57 | BF | 1 | Total 1 | O 1 | 0 | 0 |
| 57 | BL | 7 | Total 7 | O 7 | 0 | 0 |
| 57 | BN | 5 | Total 5 | O 5 | 0 | 0 |
| 57 | BQ | 1 | Total 1 | O 1 | 0 | 0 |
| 57 | BS | 1 | Total 1 | O 1 | 0 | 0 |
| 57 | BT | 1 | Total 1 | O 1 | 0 | 0 |
| 57 | BU | 1 | Total 1 | O 1 | 0 | 0 |
| 57 | BV | 1 | Total 1 | O 1 | 0 | 0 |
| 57 | B2 | 1 | Total 1 | O 1 | 0 | 0 |
| 57 | B3 | 3 | Total 3 | O 3 | 0 | 0 |
| 57 | B4 | 2 | Total 2 | O 2 | 0 | 0 |
| 57 | CA | 193 | Total 193 | O 193 | 0 | 0 |
| 57 | CL | 1 | Total 1 | O 1 | 0 | 0 |
| 57 | CN | 1 | Total 1 | O 1 | 0 | 0 |
| 57 | CT | 2 | Total 2 | O 2 | 0 | 0 |

Continued on next page...

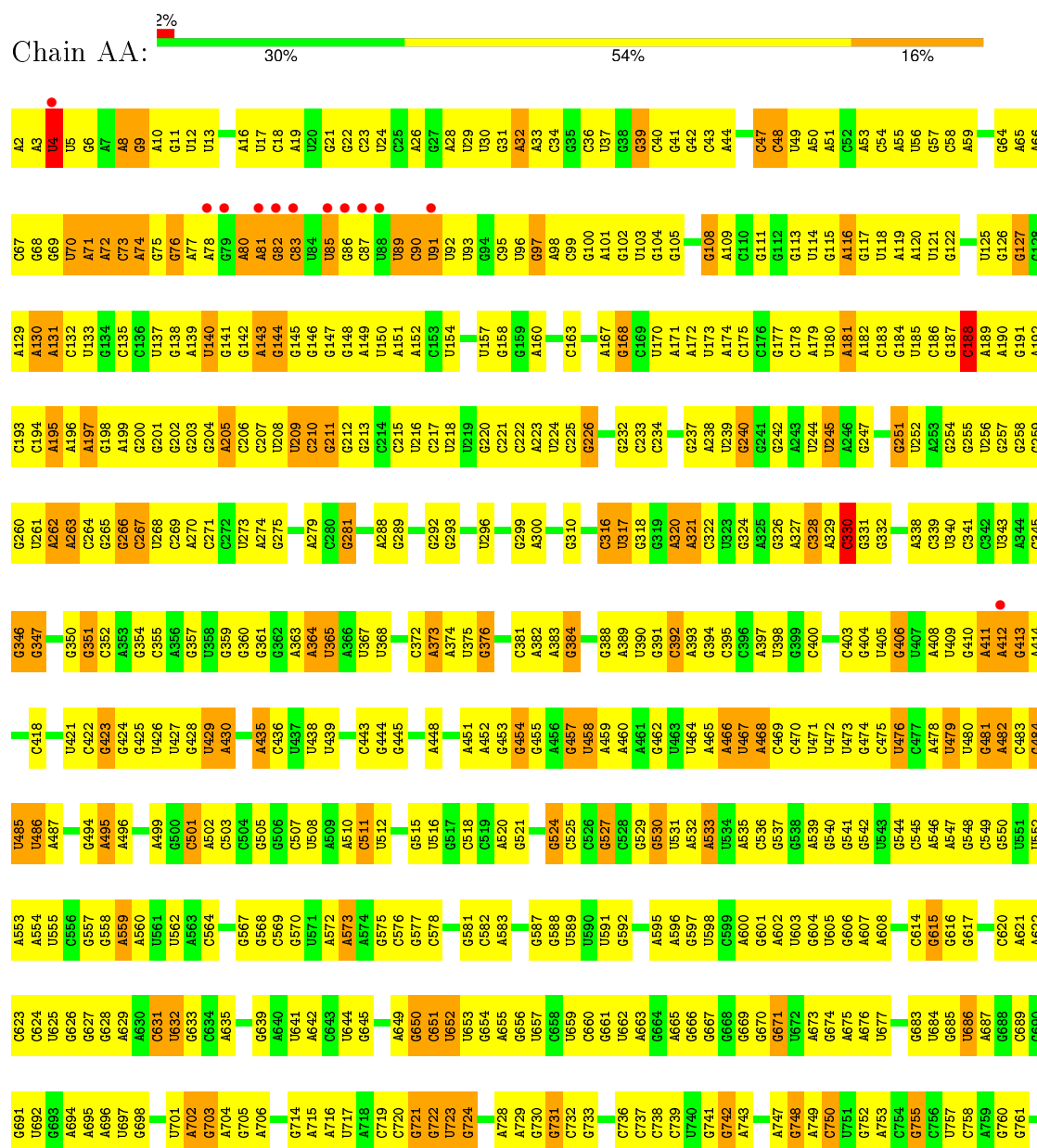
Continued from previous page...

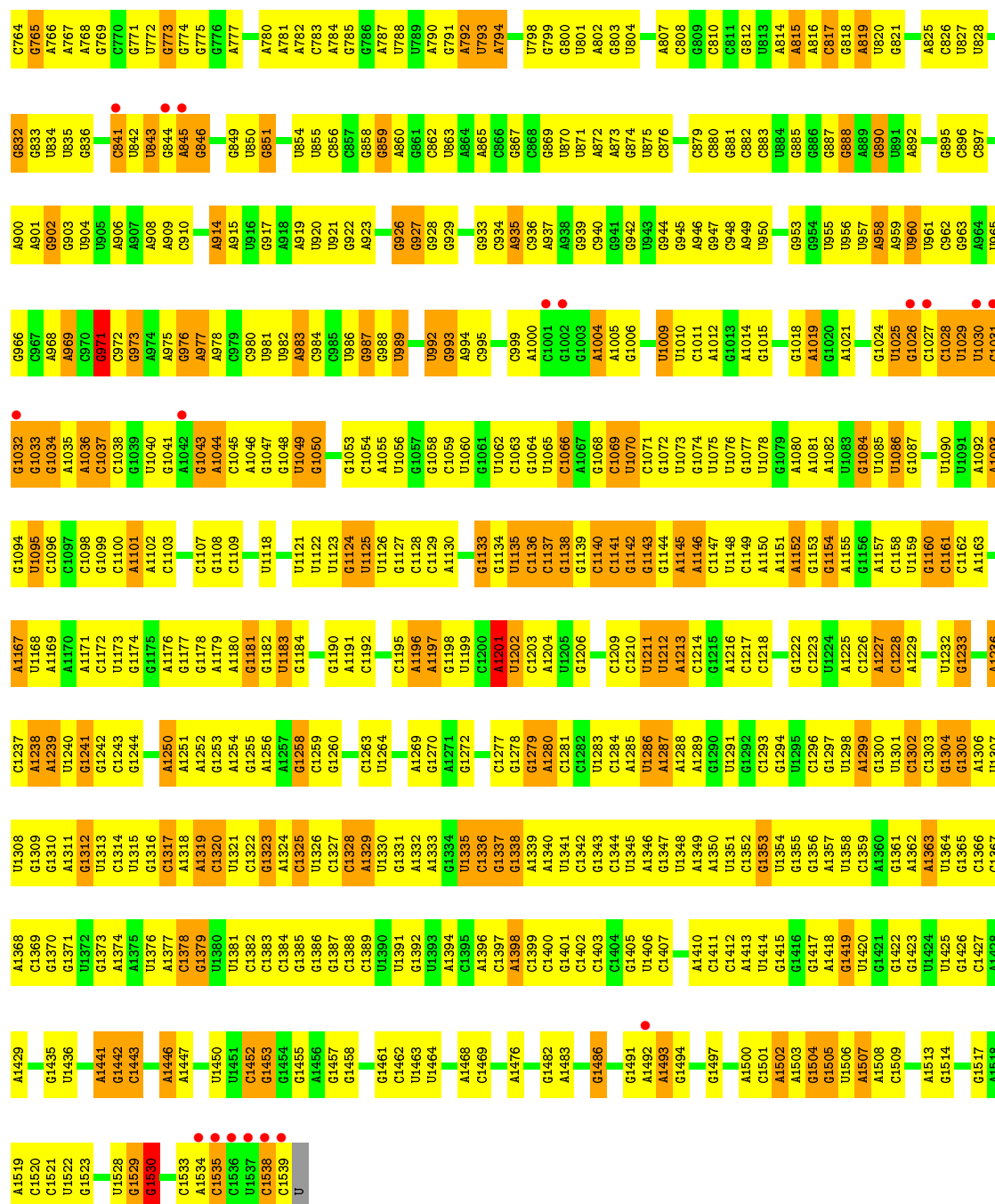
| Mol | Chain | Residues | Atoms | | ZeroOcc | AltConf |
|-----|-------|----------|--------------|----------|---------|---------|
| 57 | CU | 1 | Total 1 | O 1 | 0 | 0 |
| 57 | DA | 608 | Total 608 | O 608 | 0 | 0 |
| 57 | DB | 13 | Total 13 | O 13 | 0 | 0 |
| 57 | DC | 10 | Total 10 | O 10 | 0 | 0 |
| 57 | DD | 4 | Total 4 | O 4 | 0 | 0 |
| 57 | DE | 4 | Total 4 | O 4 | 0 | 0 |
| 57 | DJ | 1 | Total 1 | O 1 | 0 | 0 |
| 57 | DL | 4 | Total 4 | O 4 | 0 | 0 |
| 57 | DN | 2 | Total 2 | O 2 | 0 | 0 |
| 57 | DS | 2 | Total 2 | O 2 | 0 | 0 |
| 57 | DT | 3 | Total 3 | O 3 | 0 | 0 |
| 57 | DU | 1 | Total 1 | O 1 | 0 | 0 |
| 57 | DV | 1 | Total 1 | O 1 | 0 | 0 |
| 57 | D2 | 1 | Total 1 | O 1 | 0 | 0 |
| 57 | D3 | 1 | Total 1 | O 1 | 0 | 0 |
| 57 | D4 | 1 | Total 1 | O 1 | 0 | 0 |

3 Residue-property plots

These plots are drawn for all protein, RNA and DNA chains in the entry. The first graphic for a chain summarises the proportions of errors displayed in the second graphic. The second graphic shows the sequence view annotated by issues in geometry and electron density. Residues are color-coded according to the number of geometric quality criteria for which they contain at least one outlier: green = 0, yellow = 1, orange = 2 and red = 3 or more. A red dot above a residue indicates a poor fit to the electron density ($RSRZ > 2$). Stretches of 2 or more consecutive residues without any outlier are shown as a green connector. Residues present in the sample, but not in the model, are shown in grey.

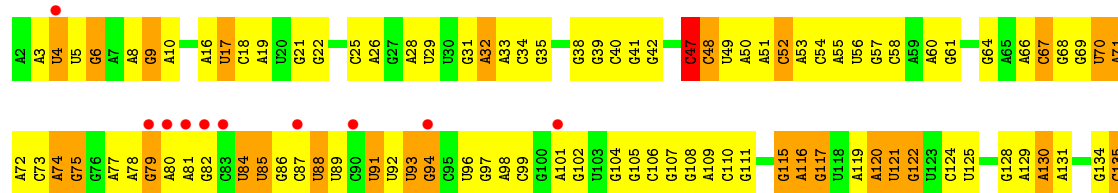
• Molecule 1: 16S rRNA

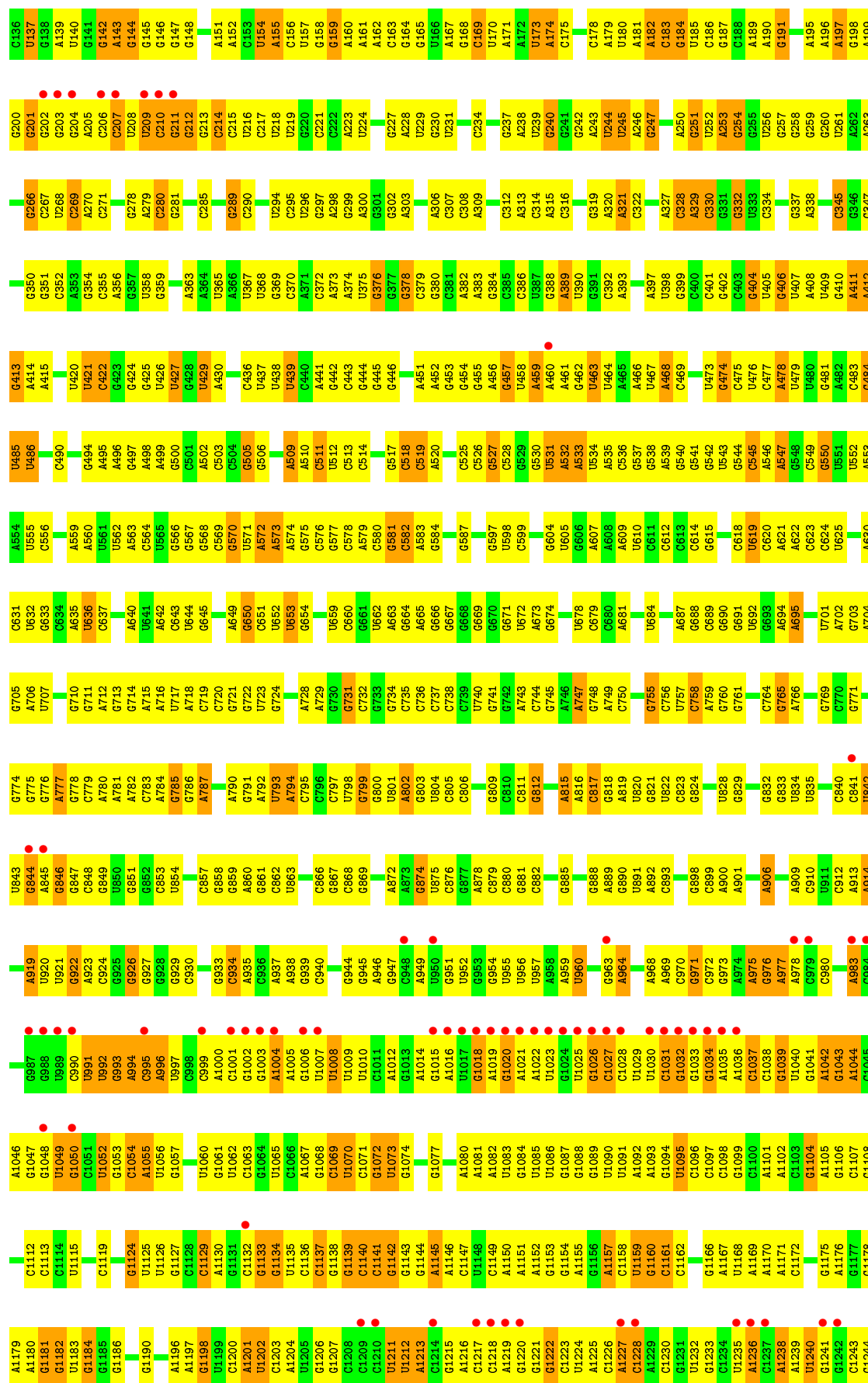


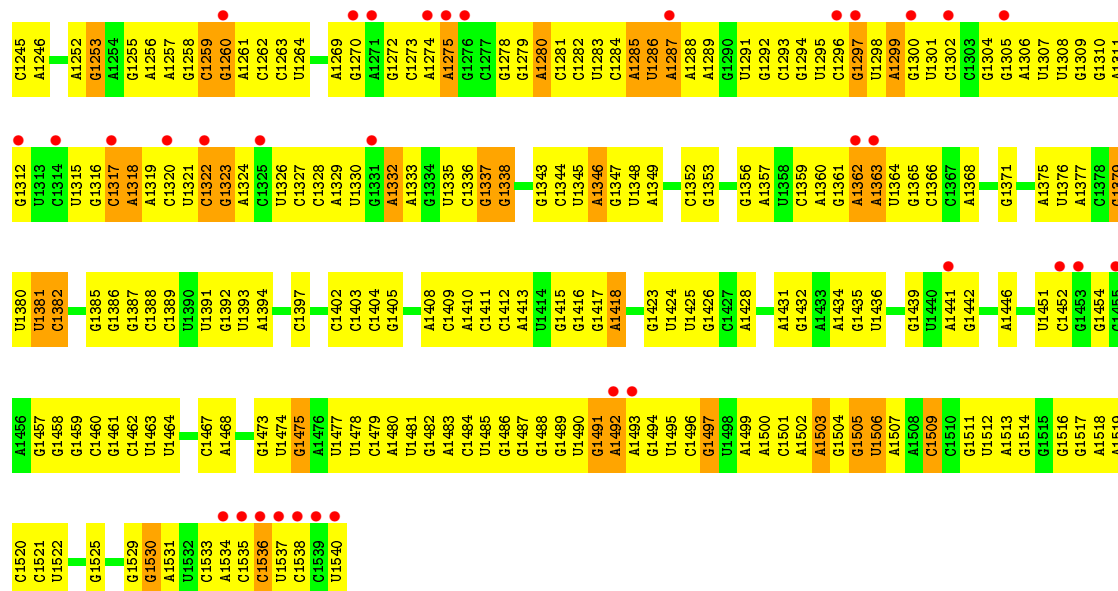


• Molecule 1: 16S rRNA

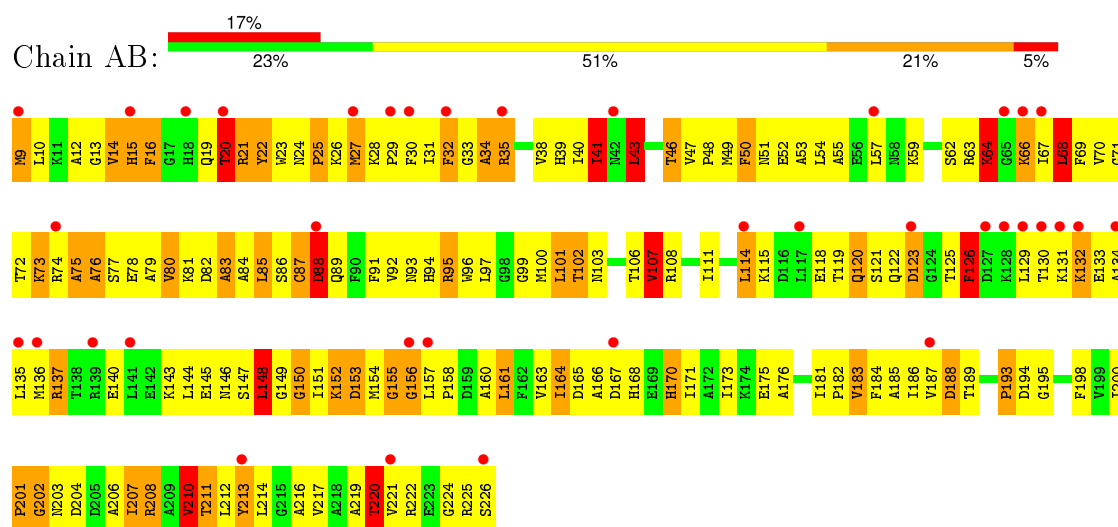
Chain CA: 7% 30% 55% 15%



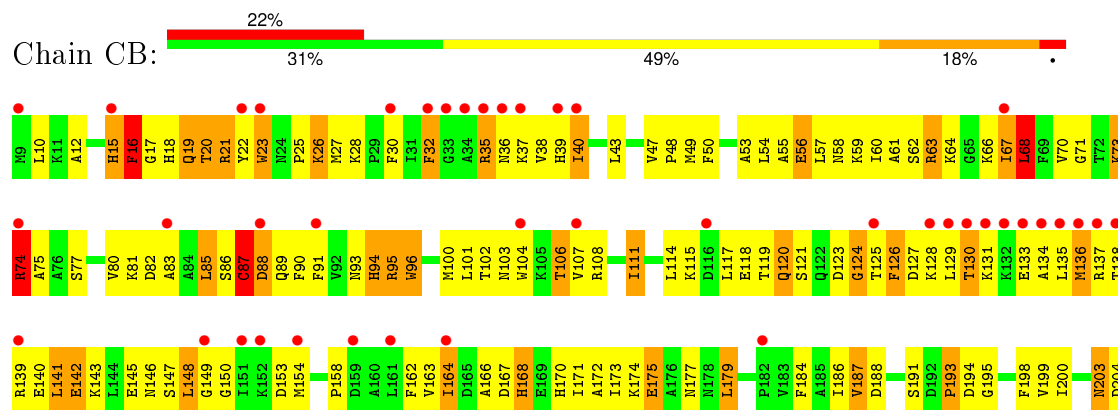


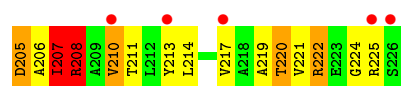


• Molecule 2: 30S ribosomal protein S2

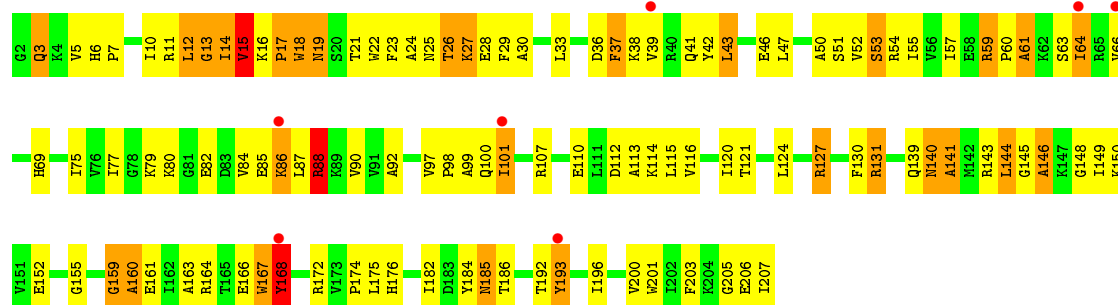


• Molecule 2: 30S ribosomal protein S2

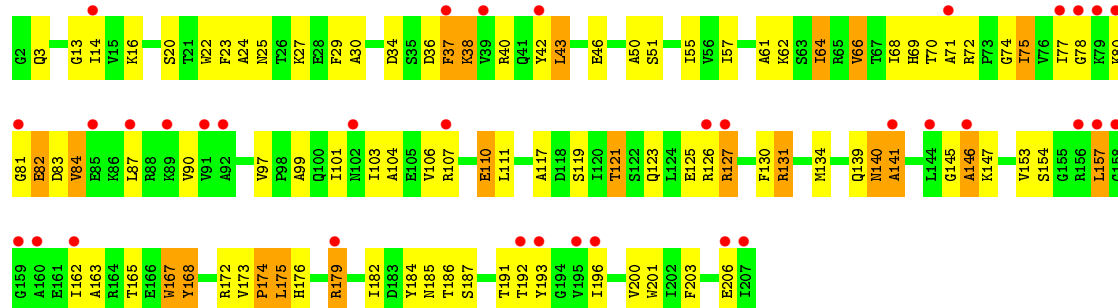




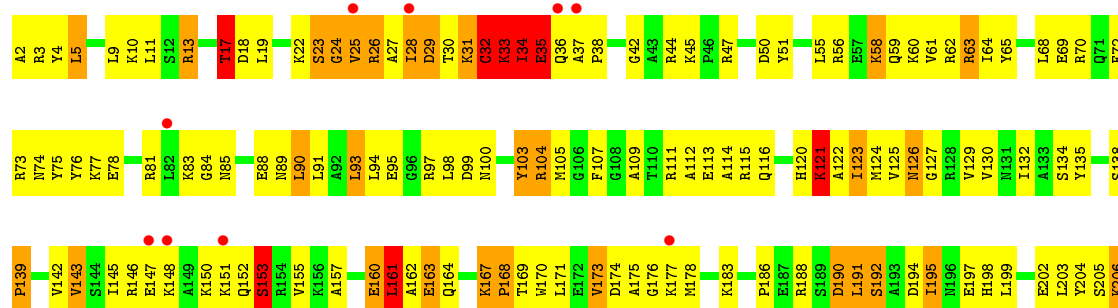
• Molecule 3: 30S ribosomal protein S3



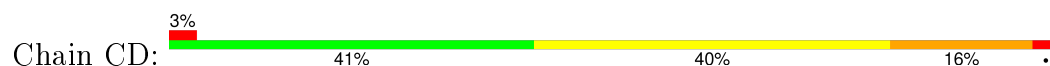
• Molecule 3: 30S ribosomal protein S3

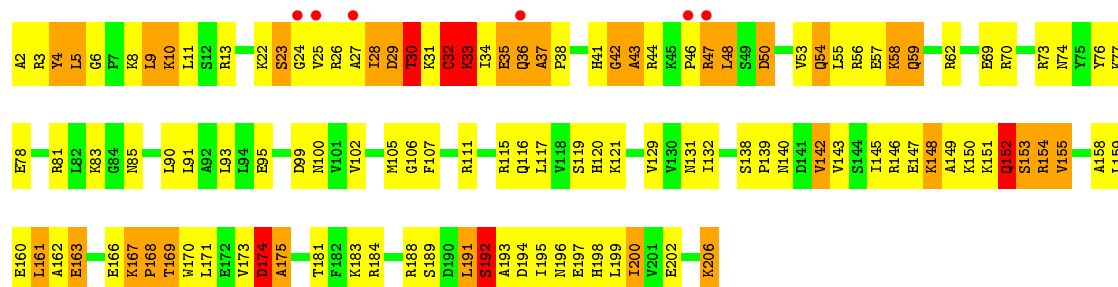


• Molecule 4: 30S ribosomal protein S4

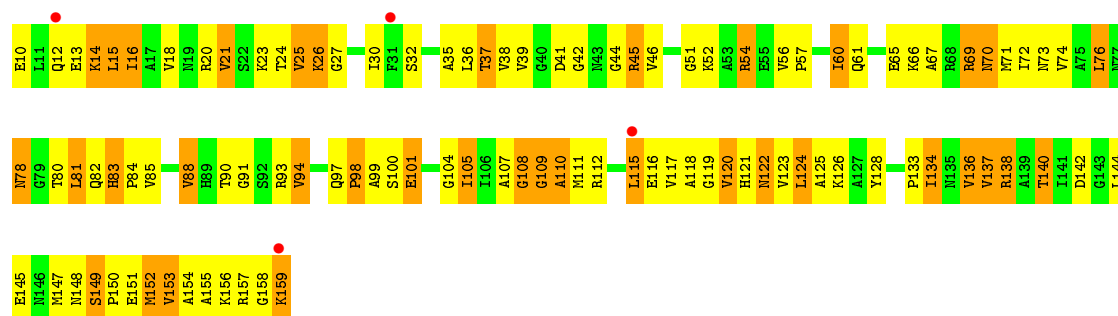


• Molecule 4: 30S ribosomal protein S4

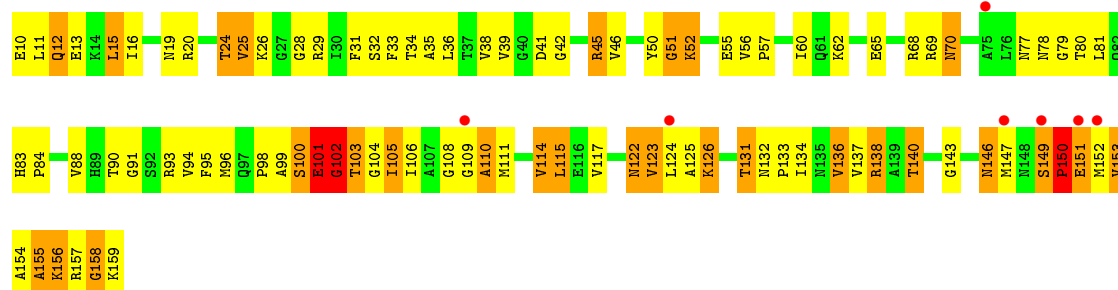




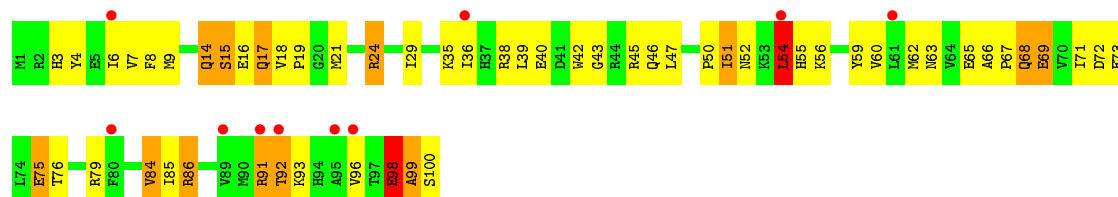
• Molecule 5: 30S ribosomal protein S5



• Molecule 5: 30S ribosomal protein S5

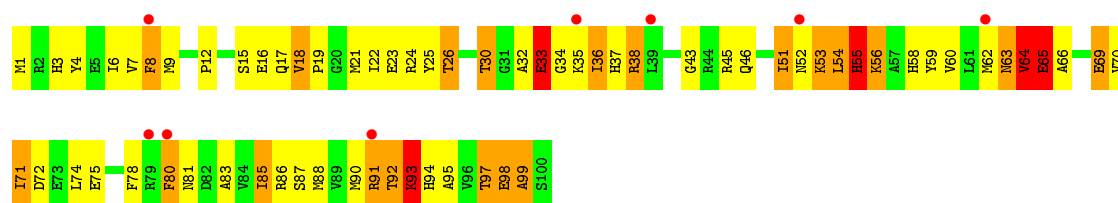


• Molecule 6: 30S ribosomal protein S6

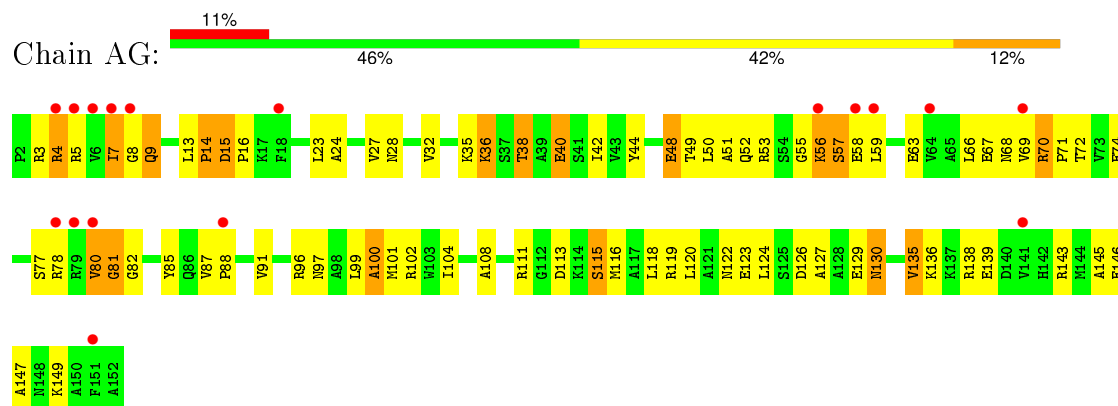


• Molecule 6: 30S ribosomal protein S6

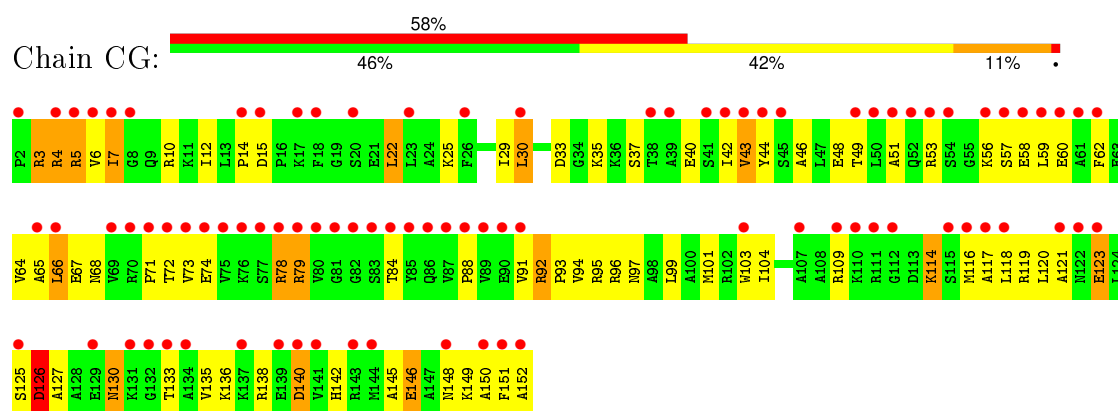





• Molecule 7: 30S ribosomal protein S7



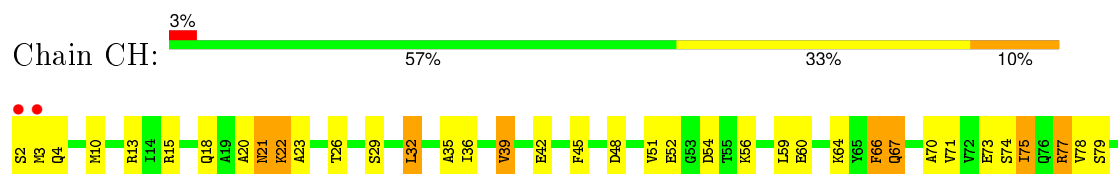
• Molecule 7: 30S ribosomal protein S7

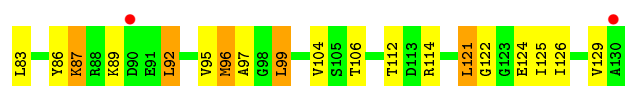


• Molecule 8: 30S ribosomal protein S8

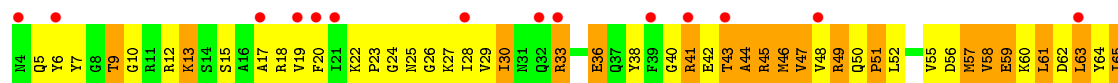


• Molecule 8: 30S ribosomal protein S8

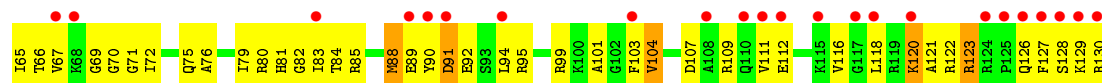
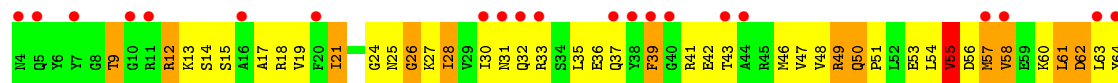




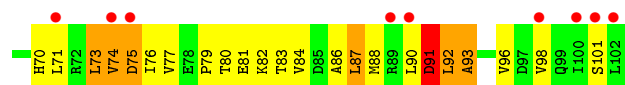
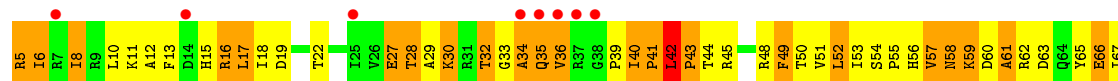
• Molecule 9: 30S ribosomal protein S9



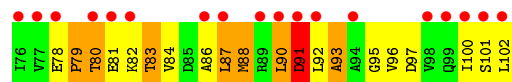
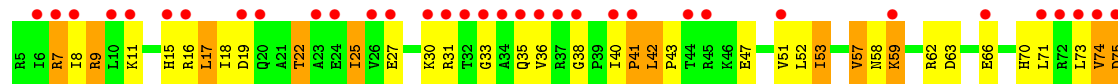
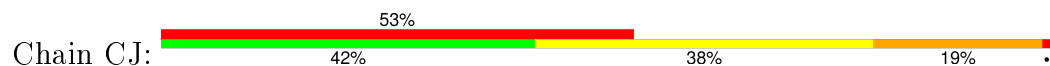
• Molecule 9: 30S ribosomal protein S9



• Molecule 10: 30S ribosomal protein S10

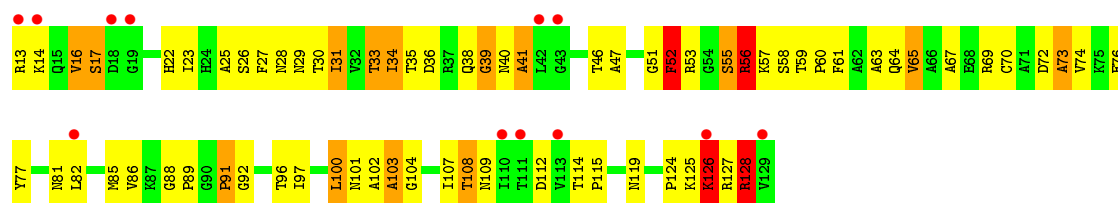


• Molecule 10: 30S ribosomal protein S10

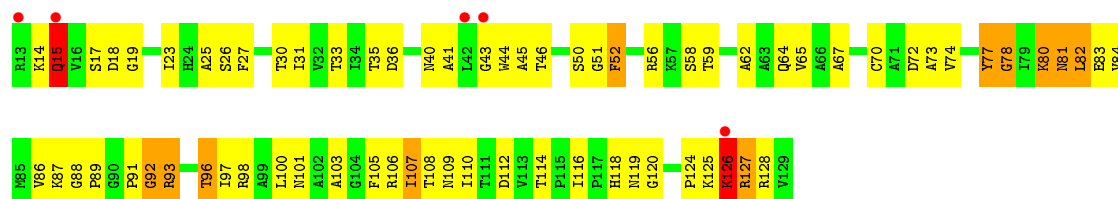


• Molecule 11: 30S ribosomal protein S11

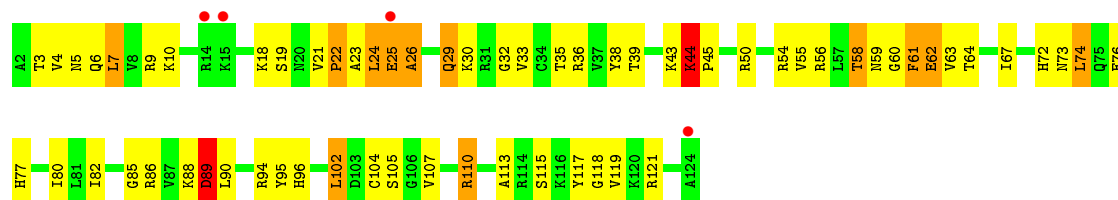




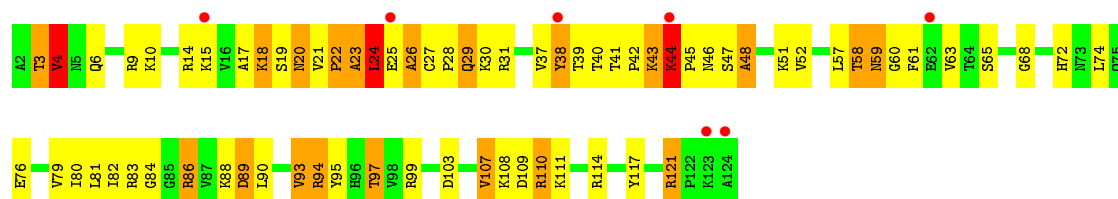
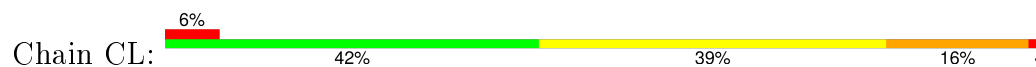
• Molecule 11: 30S ribosomal protein S11



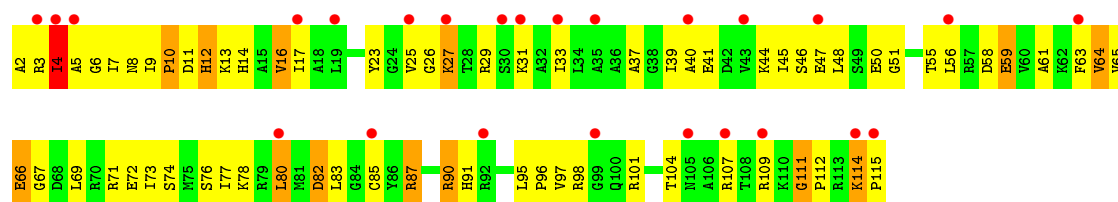
• Molecule 12: 30S ribosomal protein S12



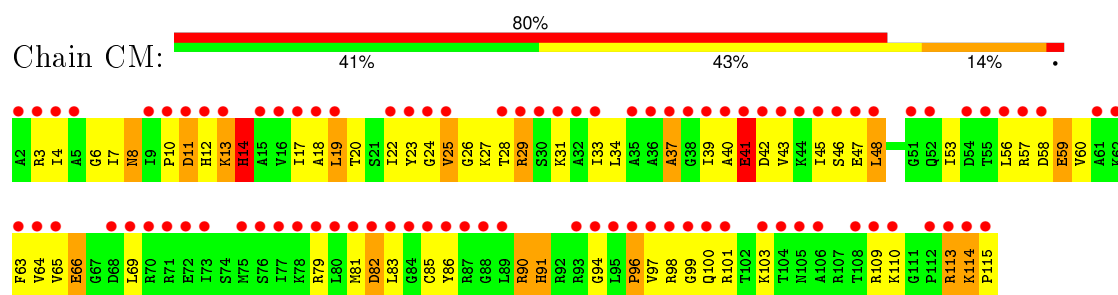
• Molecule 12: 30S ribosomal protein S12



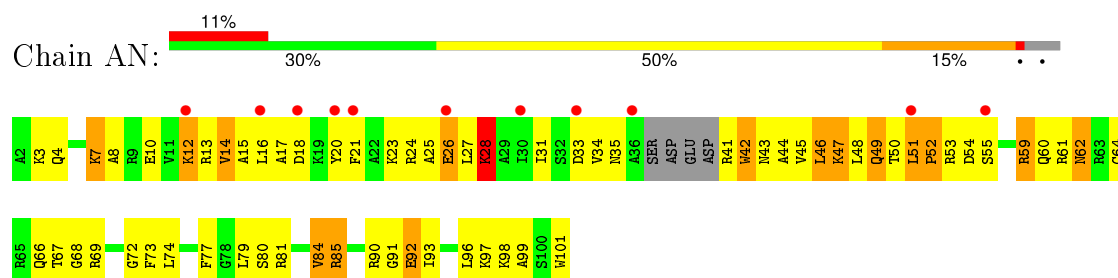
• Molecule 13: 30S ribosomal protein S13



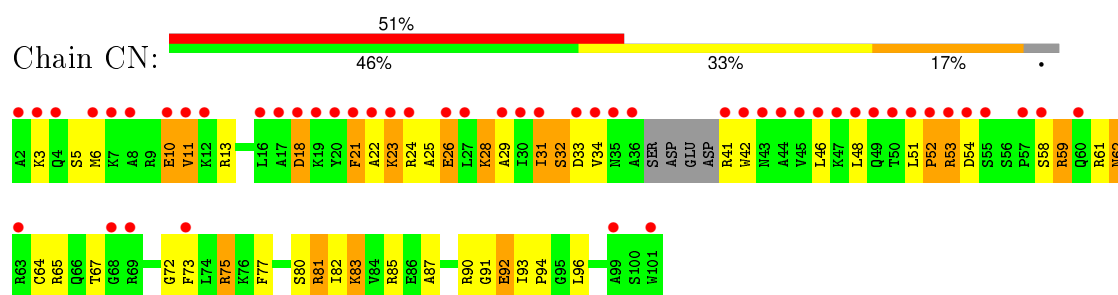
• Molecule 13: 30S ribosomal protein S13



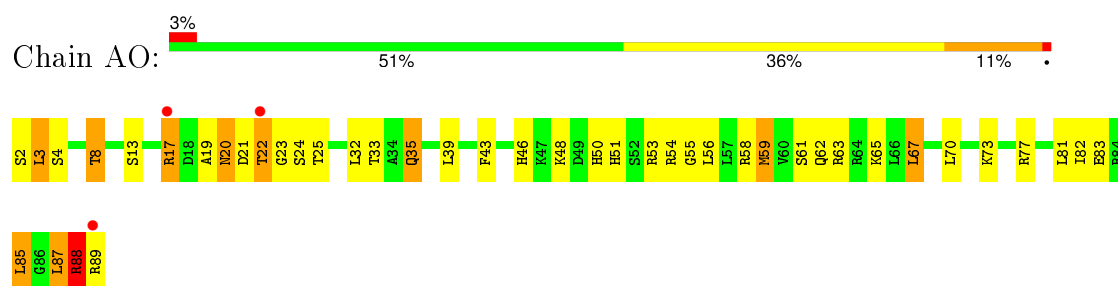
• Molecule 14: 30S ribosomal protein S14




• Molecule 14: 30S ribosomal protein S14



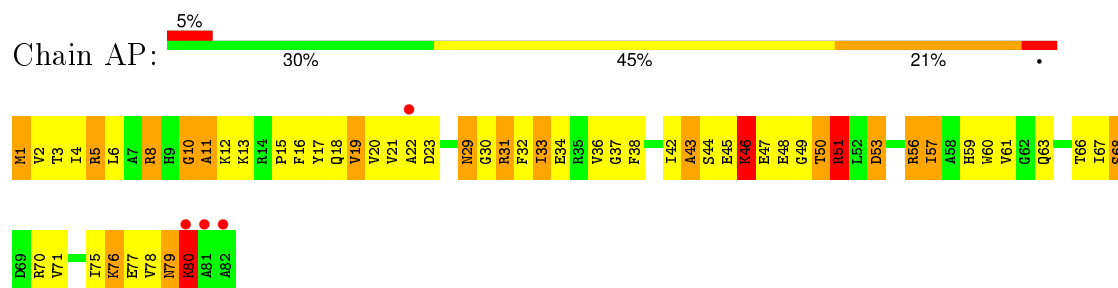
• Molecule 15: 30S ribosomal protein S15



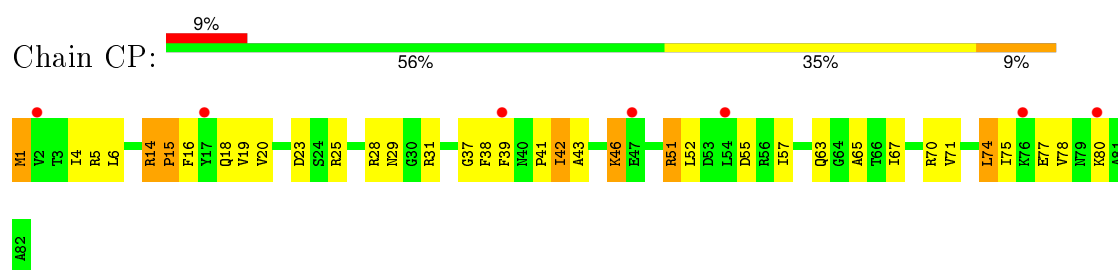
• Molecule 15: 30S ribosomal protein S15



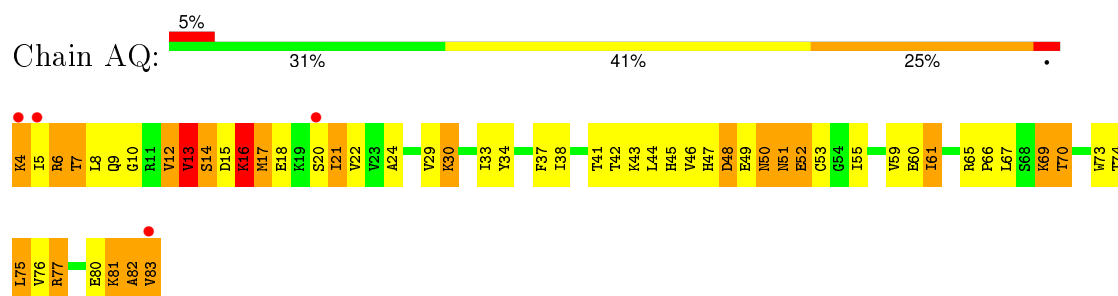
- Molecule 16: 30S ribosomal protein S16



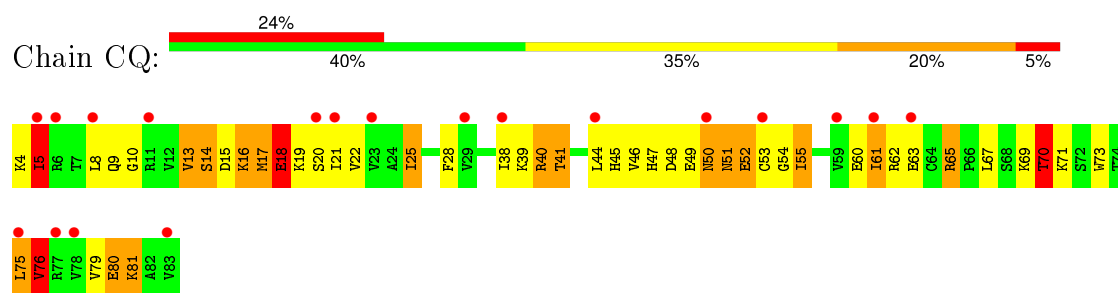
- Molecule 16: 30S ribosomal protein S16



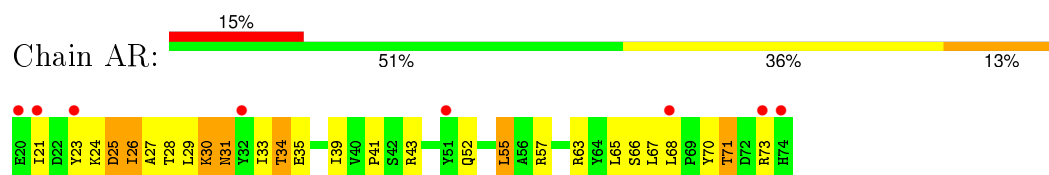
- Molecule 17: 30S ribosomal protein S17



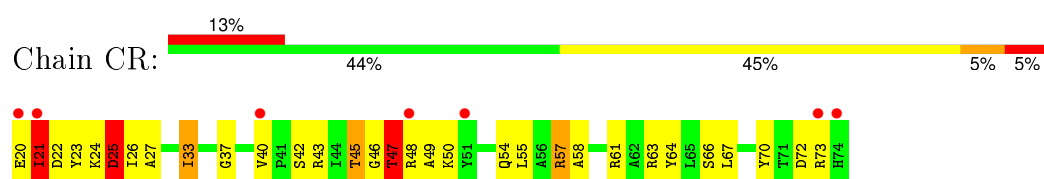
- Molecule 17: 30S ribosomal protein S17



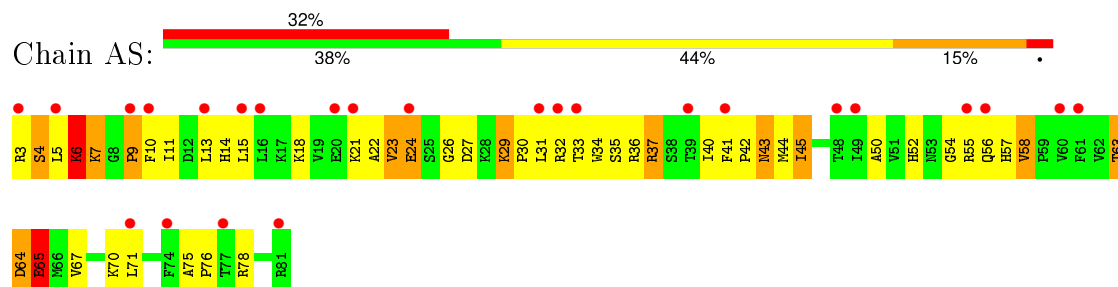
- Molecule 18: 30S ribosomal protein S18



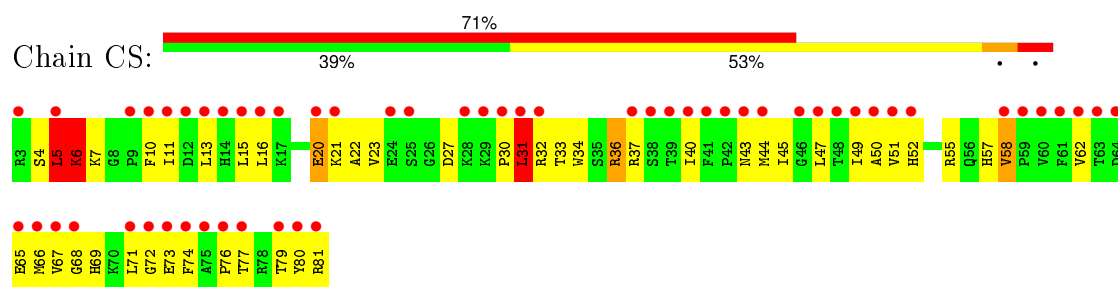
- Molecule 18: 30S ribosomal protein S18



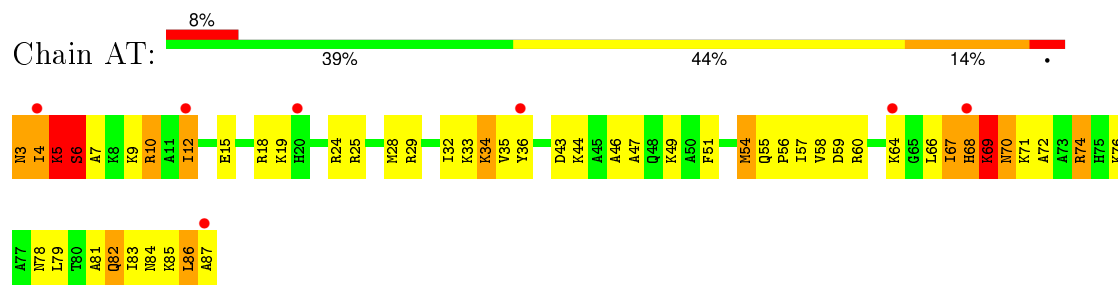
• Molecule 19: 30S ribosomal protein S19



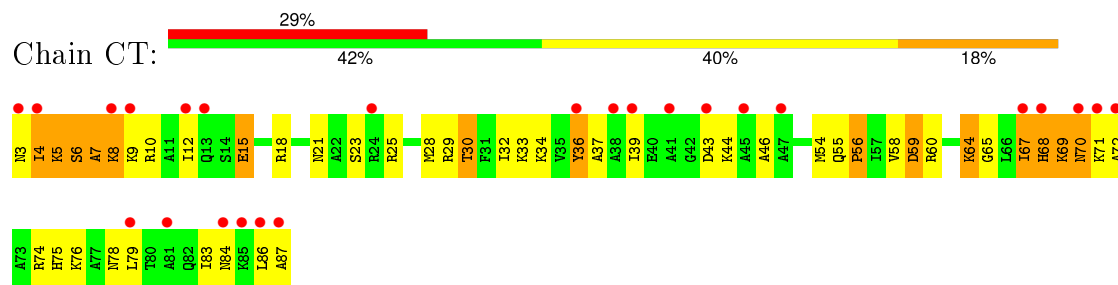
• Molecule 19: 30S ribosomal protein S19



• Molecule 20: 30S ribosomal protein S20

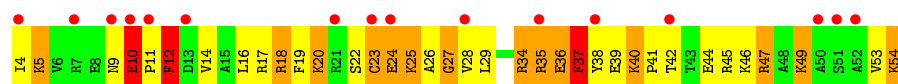


• Molecule 20: 30S ribosomal protein S20

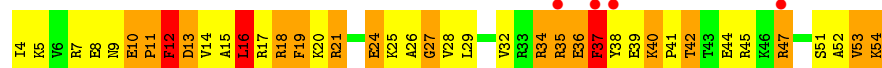
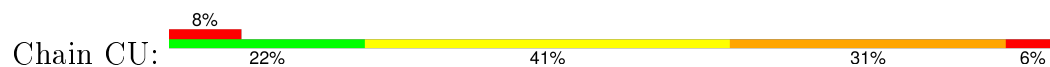


• Molecule 21: 30S ribosomal protein S21

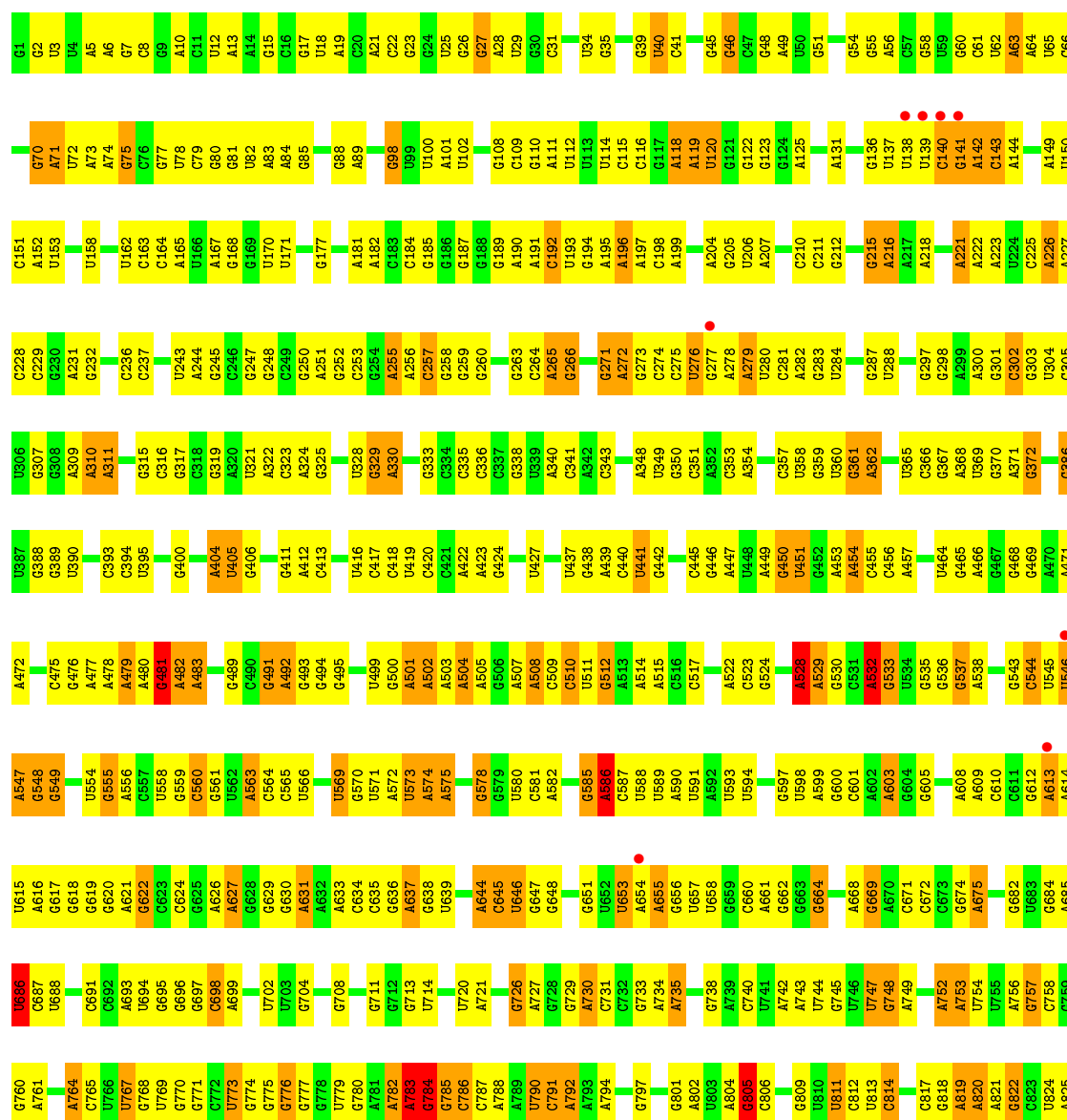


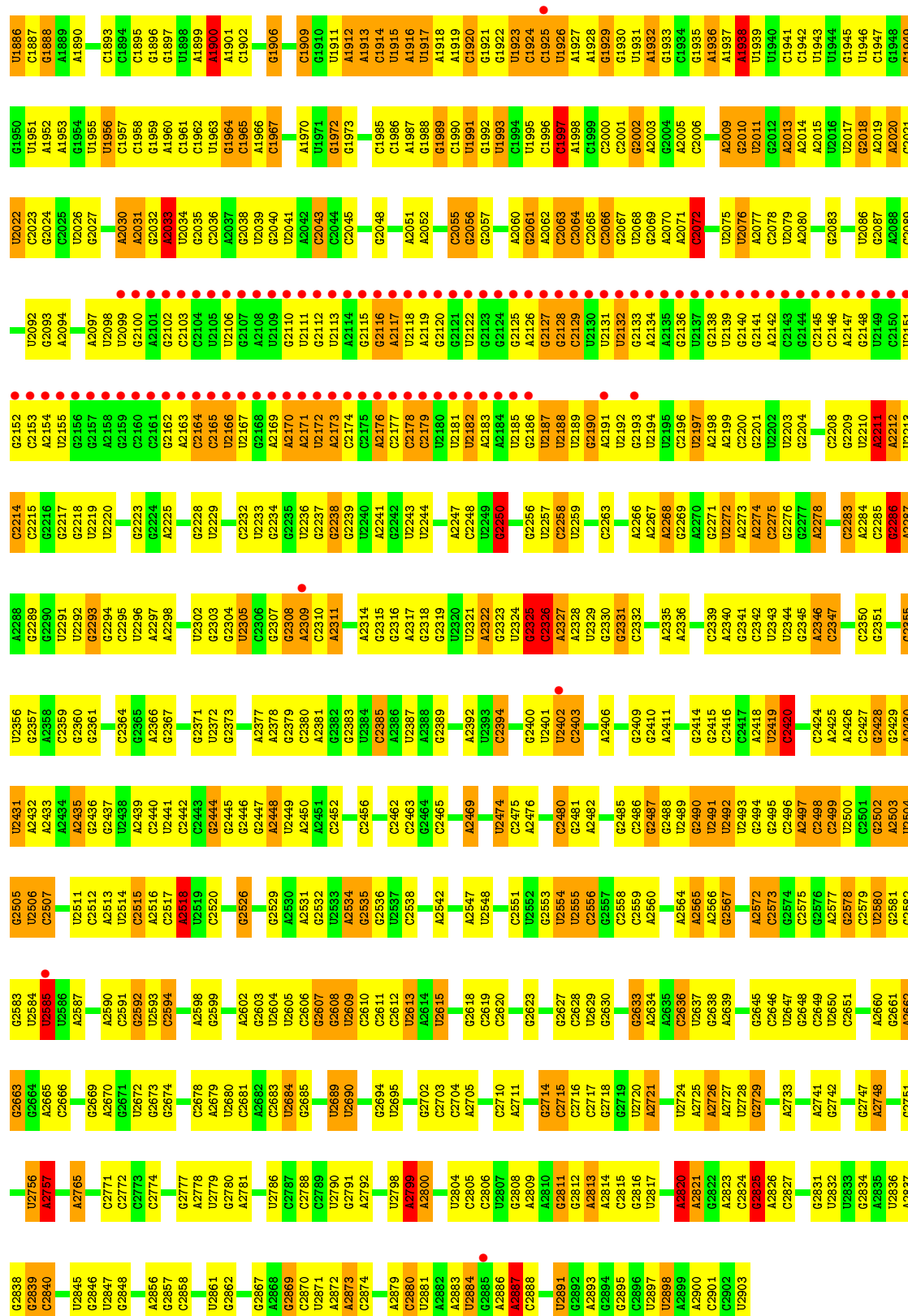


- Molecule 21: 30S ribosomal protein S21



- Molecule 22: 23S rRNA





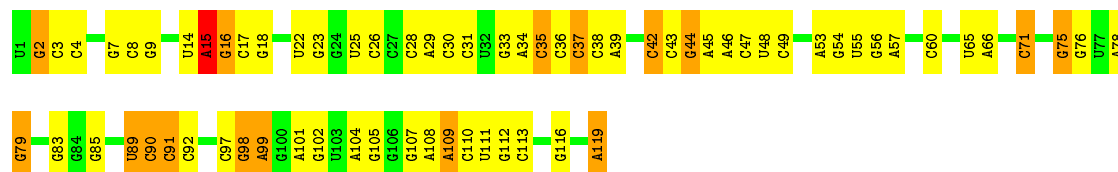


| | | | | | | | | | | | | | |
|-------|-------|-------|-------|-------|-------|-------|-------|-------|-------|-------|-------|-------|-------|
| A1854 | A1791 | U1725 | A1650 | U1576 | G1511 | U1440 | U1372 | U1312 | G1245 | G1182 | A1103 | G1041 | C961 |
| U1856 | G1792 | C1726 | G1651 | C1577 | C1512 | G1441 | A1373 | U1313 | A1246 | U1183 | C1104 | G1042 | G962 |
| C1857 | A1793 | C1727 | A1652 | U1578 | U1513 | U1442 | G1374 | C1314 | A1247 | U1184 | U1105 | C1043 | U963 |
| A1858 | A1794 | C1728 | A1653 | U1579 | G1514 | U1443 | U1375 | C1315 | G1248 | G1185 | G1106 | C1044 | C964 |
| A1859 | G1797 | U1729 | A1654 | G1581 | A1515 | G1445 | C1376 | U1316 | U1249 | G1186 | G1107 | G1045 | G965 |
| G1860 | U1798 | G1730 | A1655 | A1582 | G1519 | C1446 | G1377 | G1317 | G1250 | G1187 | U1108 | U1046 | G966 |
| G1861 | G1799 | G1731 | C1656 | A1583 | U1520 | G1447 | A1378 | U1318 | C1251 | U1188 | G1109 | G1047 | G969 |
| G1862 | A1800 | C1732 | U1657 | U1584 | G1521 | G1448 | U1379 | C1319 | G1252 | A1189 | C1110 | A1048 | U970 |
| G1863 | A1801 | G1733 | C1658 | C1585 | U1522 | G1449 | U1380 | A1321 | A1253 | G1190 | A1111 | A1050 | G971 |
| U1864 | A1802 | G1734 | G1659 | U1586 | U1523 | G1452 | G1381 | A1322 | U1254 | G1191 | G1112 | G1051 | A972 |
| U1865 | A1803 | A1735 | G1660 | G1587 | A1524 | A1453 | A1382 | G1323 | U1255 | G1192 | G1115 | G1052 | A973 |
| A1866 | C1804 | G1736 | G1661 | G1588 | A1525 | G1454 | A1383 | C1324 | G1256 | A1194 | G1116 | C1053 | G974 |
| G1867 | A1805 | G1737 | U1662 | U1589 | C1526 | C1454 | A1384 | U1325 | C1257 | C1196 | U1119 | A1054 | A979 |
| C1868 | A1806 | G1738 | G1663 | A1590 | G1527 | G1455 | U1390 | U1326 | G1259 | U1197 | U1120 | G1056 | A980 |
| C1869 | C1807 | A1739 | A1664 | C1591 | A1528 | G1456 | U1391 | A1327 | A1260 | U1198 | U1121 | G1057 | A981 |
| C1870 | A1808 | G1740 | A1665 | C1592 | G1529 | U1457 | A1392 | A1328 | G1261 | U1199 | G1122 | U1058 | C982 |
| A1871 | U1741 | U1742 | G1666 | U1593 | C1531 | U1458 | A1393 | U1329 | U1262 | C1200 | G1123 | G1059 | A983 |
| A1872 | A1809 | C1743 | G1667 | U1594 | A1532 | G1459 | U1394 | C1330 | U1263 | G1207 | G1124 | U1060 | A984 |
| G1873 | A1810 | G1743 | A1668 | C1595 | C1533 | U1460 | A1395 | G1331 | A1264 | U1203 | G1125 | U1061 | A990 |
| C1874 | G1811 | A1744 | A1669 | A1596 | U1534 | G1461 | U1396 | U1332 | A1265 | U1204 | G1126 | G1062 | A991 |
| G1875 | U1812 | A1745 | C1670 | U1597 | A1535 | C1462 | C1397 | G1333 | G1266 | A1205 | A1126 | G1063 | A992 |
| A1876 | G1813 | G1750 | A1671 | U1598 | C1536 | U1463 | C1398 | G1334 | U1267 | G1206 | A1127 | G1064 | A993 |
| A1877 | A1814 | U1751 | G1673 | C1600 | G1537 | G1464 | C1399 | C1335 | A1268 | C1208 | G1128 | U1065 | A995 |
| G1878 | C1816 | C1752 | G1674 | G1601 | G1538 | G1465 | U1400 | A1336 | U1269 | U1209 | G1131 | U1066 | A996 |
| C1879 | G1817 | G1753 | G1675 | U1602 | U1539 | U1466 | G1401 | G1337 | C1270 | U1210 | G1132 | U1067 | C997 |
| U1880 | U1818 | A1754 | A1676 | A1603 | G1540 | U1467 | U1402 | G1338 | G1271 | G1211 | A1133 | U1068 | C998 |
| C1881 | A1819 | A1755 | A1677 | C1604 | C1541 | C1468 | A1403 | G1339 | U1272 | C1212 | A1134 | A1069 | G1002 |
| U1882 | U1820 | G1756 | A1678 | C1605 | U1542 | A1469 | C1404 | C1340 | U1273 | G1213 | G1135 | A1070 | G1003 |
| U1883 | A1821 | A1757 | A1679 | C1606 | G1543 | A1470 | U1405 | G1341 | U1274 | A1214 | G1136 | G1071 | G1004 |
| G1884 | C1822 | U1758 | U1680 | C1607 | A1544 | G1471 | U1406 | A1342 | U1275 | G1215 | G1137 | C1072 | G1006 |
| A1885 | G1823 | A1759 | G1681 | A1608 | A1545 | G1472 | G1407 | G1343 | U1276 | G1216 | G1138 | A1073 | A1009 |
| A1889 | G1824 | C1760 | G1682 | A1609 | G1546 | G1475 | G1408 | U1344 | G1280 | U1219 | G1139 | G1074 | A1010 |
| G1890 | U1825 | C1761 | A1610 | A1610 | C1547 | U1476 | G1410 | G1345 | G1281 | G1220 | G1140 | C1075 | A1011 |
| G1891 | G1826 | G1764 | U1688 | G1613 | A1548 | A1477 | U1411 | A1347 | U1282 | C1221 | A1142 | A1077 | U1012 |
| G1892 | U1827 | U1765 | U1689 | A1616 | A1551 | C1480 | U1412 | C1348 | A1286 | U1222 | A1143 | U1078 | G1013 |
| A1829 | G1828 | U1766 | U1692 | A1617 | A1552 | U1481 | G1416 | G1349 | A1287 | G1223 | A1147 | U1082 | A1014 |
| C1830 | U1830 | G1766 | U1693 | C1617 | A1553 | G1482 | C1417 | C1350 | G1288 | G1224 | G1153 | U1083 | A1015 |
| G1831 | G1831 | C1767 | C1694 | A1618 | U1554 | G1483 | G1418 | C1351 | U1289 | G1225 | G1154 | A1084 | G1016 |
| C1832 | C1832 | U1769 | G1695 | C1619 | G1555 | U1484 | A1419 | A1353 | C1289 | G1226 | A1155 | A1085 | A1020 |
| C1833 | U1834 | U1773 | A1698 | U1621 | C1557 | U1485 | A1420 | A1354 | G1293 | G1227 | G1155 | A1086 | A1021 |
| U1835 | C1835 | C1774 | G1622 | G1623 | G1558 | U1486 | U1487 | G1355 | U1294 | G1228 | G1156 | G1087 | G1022 |
| C1836 | C1836 | U1775 | U1624 | U1624 | U1559 | C1488 | U1488 | G1356 | A1298 | G1229 | G1167 | A1088 | U1023 |
| C1837 | C1837 | G1776 | C1625 | C1625 | G1560 | C1489 | G1425 | C1357 | G1297 | A1230 | G1168 | A1089 | G1024 |
| U1838 | U1838 | U1777 | U1709 | A1626 | C1561 | G1490 | A1427 | A1358 | C1298 | U1231 | G1169 | A1090 | G1025 |
| G1839 | G1839 | G1778 | G1710 | G1627 | U1562 | U1491 | G1428 | A1359 | G1299 | G1232 | G1170 | G1091 | G1026 |
| U1911 | U1843 | U1779 | A1711 | G1628 | U1563 | G1492 | G1429 | G1360 | U1300 | U1234 | G1171 | G1092 | A1027 |
| C1844 | C1844 | U1780 | U1712 | U1629 | C1564 | G1500 | G1430 | G1362 | A1301 | G1235 | C1172 | G1093 | A1028 |
| A1912 | G1845 | U1781 | A1713 | G1638 | G1565 | G1501 | G1431 | C1363 | A1304 | G1236 | U1173 | U1094 | A1029 |
| C1913 | A1913 | U1782 | A1502 | C1639 | A1566 | A1502 | A1432 | C1364 | C1305 | G1237 | U1174 | A1095 | C1030 |
| C1914 | G1846 | A1783 | A1503 | A1640 | G1567 | A1503 | A1433 | A1365 | C1306 | G1238 | A1175 | A1096 | U1033 |
| U1915 | A1847 | U1716 | G1568 | A1641 | C1568 | A1504 | A1434 | A1366 | C1307 | G1239 | U1176 | U1097 | G1034 |
| U1916 | A1848 | A1717 | A1569 | A1642 | A1570 | A1505 | G1435 | A1367 | U1240 | U1241 | G1177 | G1098 | U1035 |
| U1917 | G1849 | A1785 | A1570 | G1645 | A1570 | U1506 | G1436 | A1368 | A1308 | U1242 | C1178 | G1099 | G1036 |
| A1918 | G1850 | A1787 | G1718 | C1646 | A1571 | C1507 | G1437 | G1369 | G1309 | C1243 | G1179 | C1100 | U1036 |
| A1919 | U1851 | C1788 | A1722 | U1647 | A1572 | U1508 | U1438 | C1370 | G1310 | U1244 | G1180 | U1101 | G1037 |
| C1920 | U1852 | A1789 | G1723 | U1648 | C1574 | A1509 | A1439 | G1371 | G1311 | U1245 | U1181 | C1102 | A1040 |
| | A1853 | C1790 | G1724 | G1649 | C1575 | G1510 | | | | | | | |



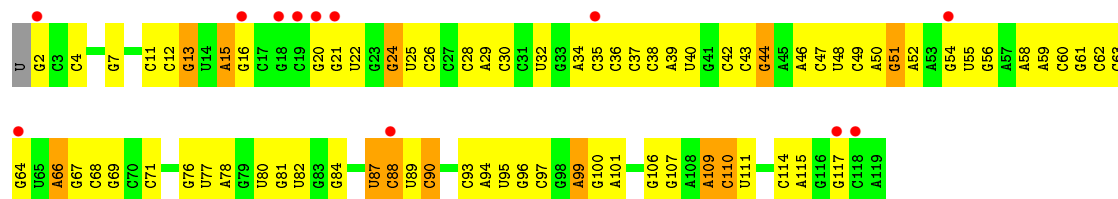
• Molecule 23: 5S rRNA

Chain BB: 42% 44% 13%



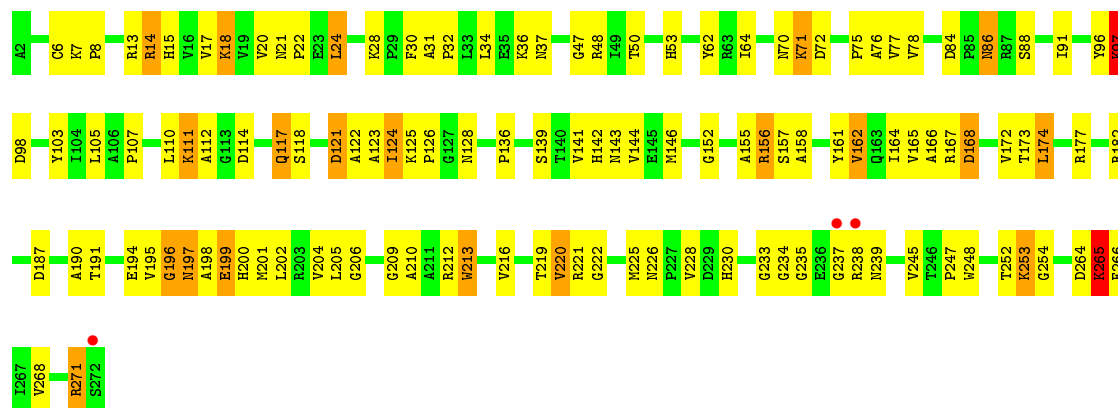
• Molecule 23: 5S rRNA

Chain DB: 10% 34% 55% 10%



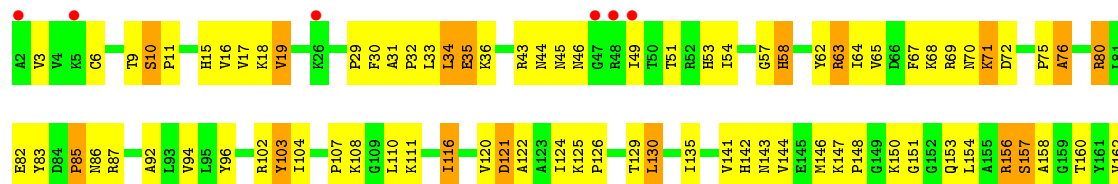
• Molecule 24: 50S ribosomal protein L2

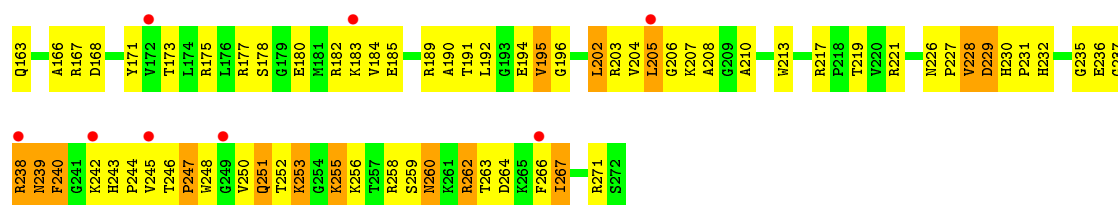
Chain BC: 54% 38% 7%



• Molecule 24: 50S ribosomal protein L2

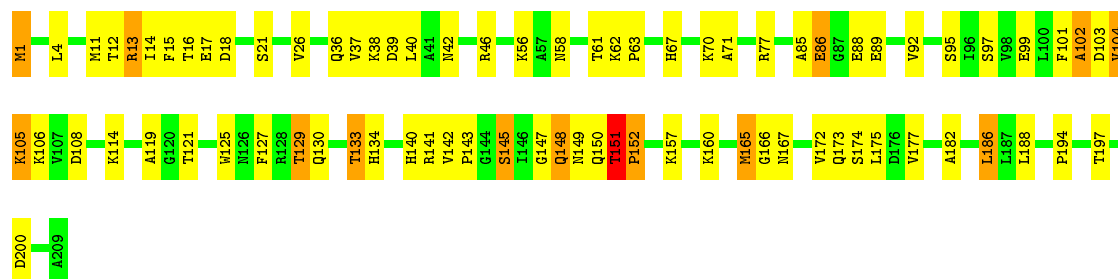
Chain DC: 5% 45% 44% 11%





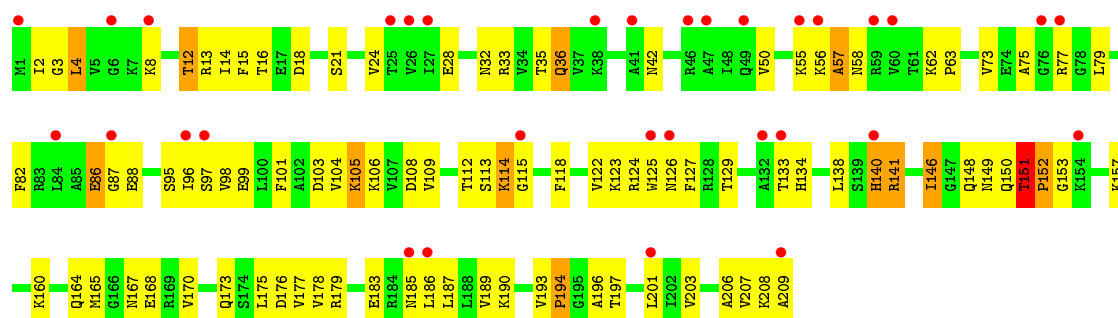
• Molecule 25: 50S ribosomal protein L3

Chain BD: 62% 31% 6%



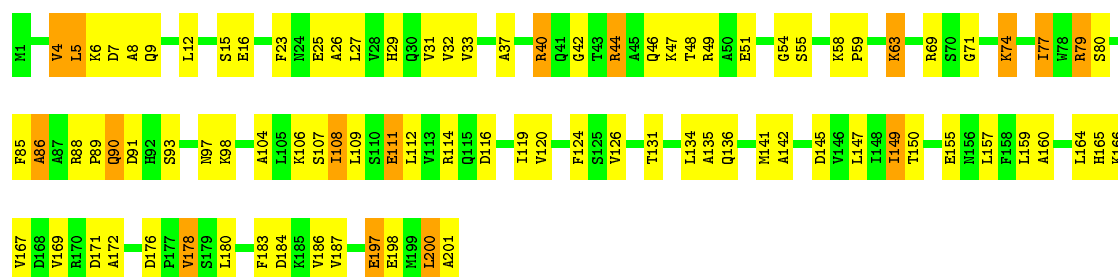
• Molecule 25: 50S ribosomal protein L3

Chain DD: 15% 53% 41% 6%



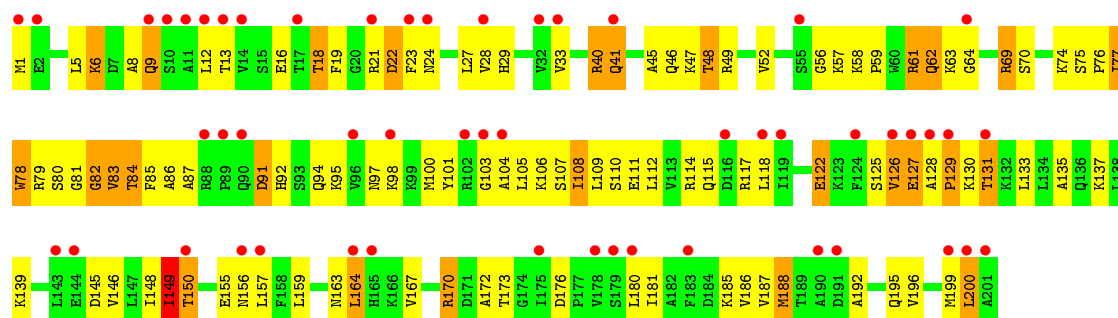
• Molecule 26: 50S ribosomal protein L4

Chain BE: 55% 37% 8%

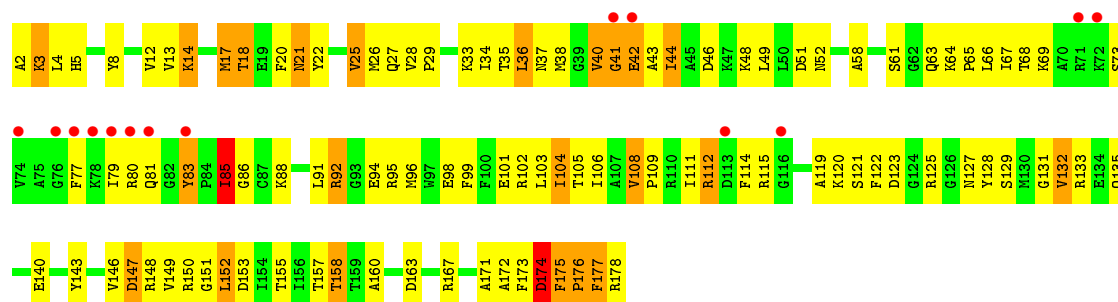


• Molecule 26: 50S ribosomal protein L4

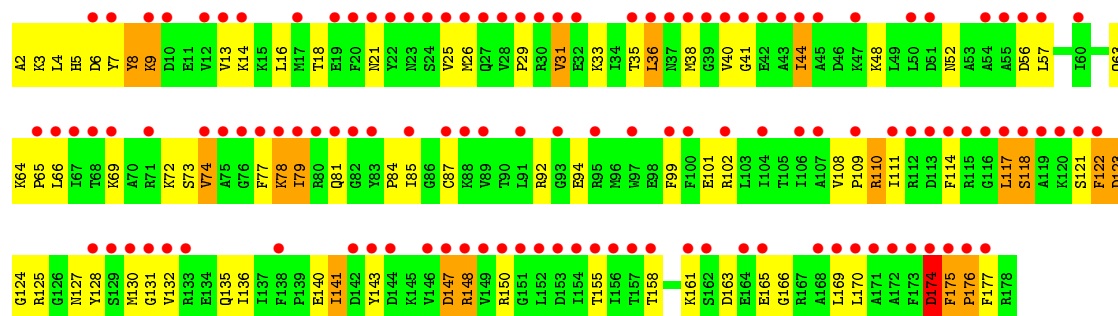
Chain DE: 26% 45% 41% 13%



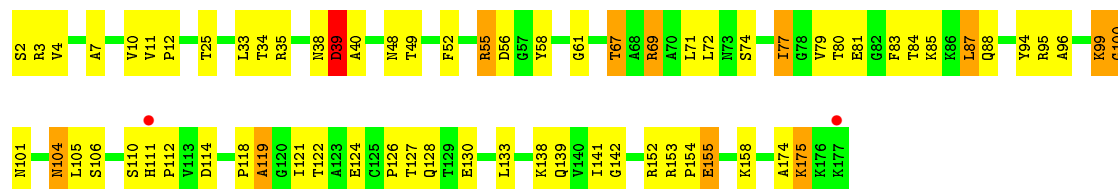
• Molecule 27: 50S ribosomal protein L5



• Molecule 27: 50S ribosomal protein L5

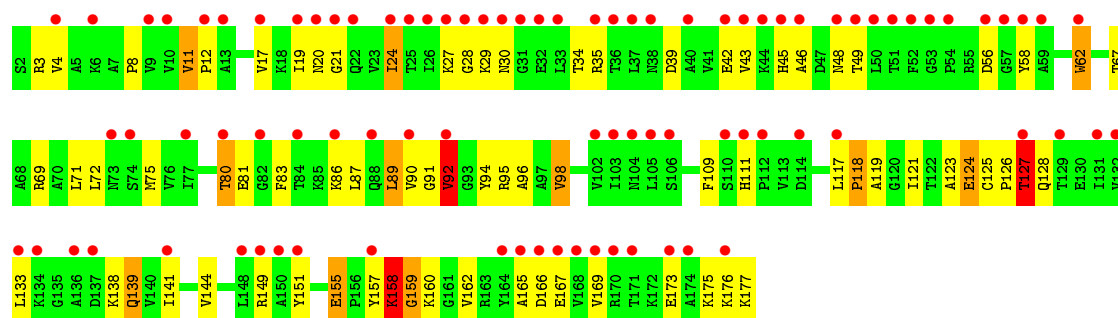


• Molecule 28: 50S ribosomal protein L6

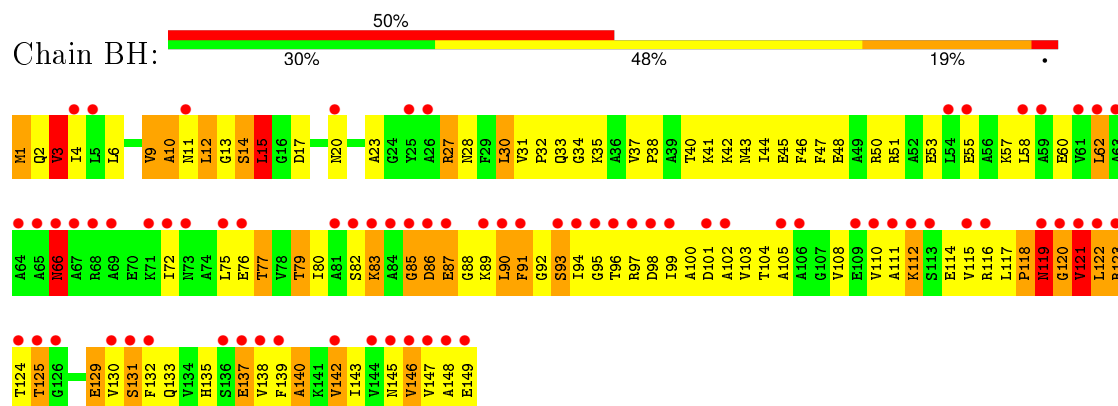


• Molecule 28: 50S ribosomal protein L6

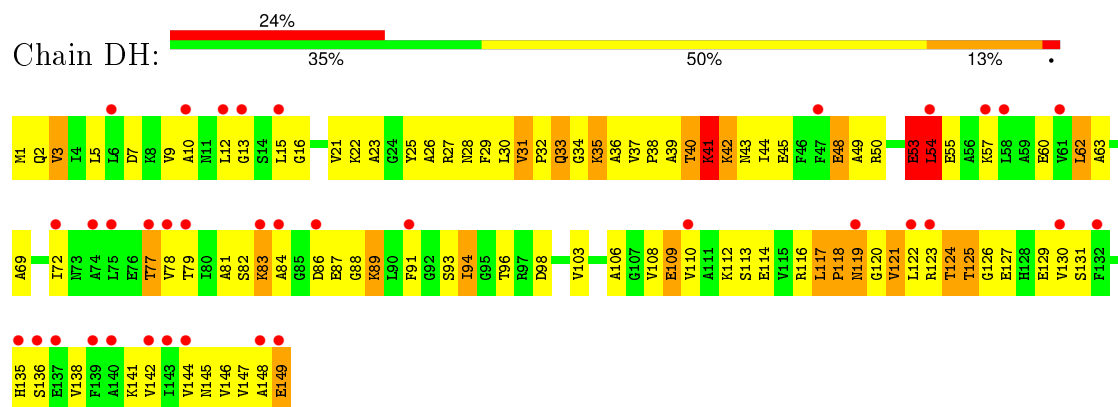




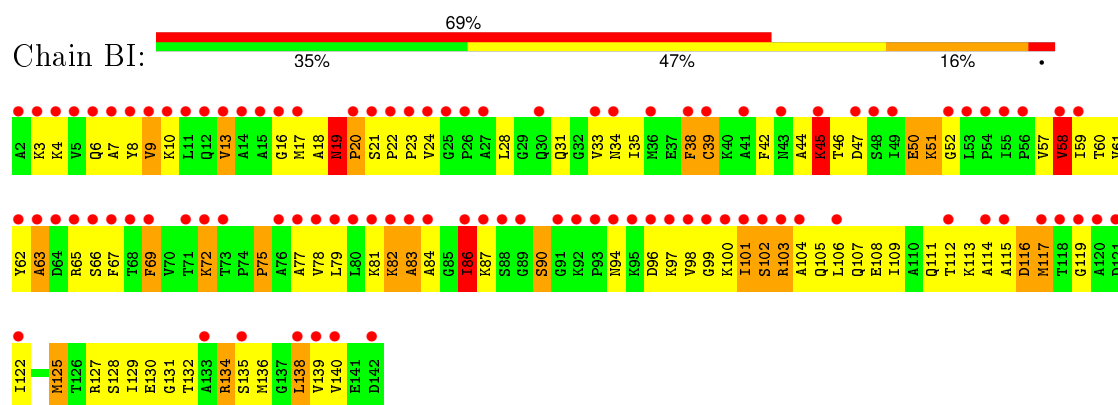
- Molecule 29: 50S ribosomal protein L9



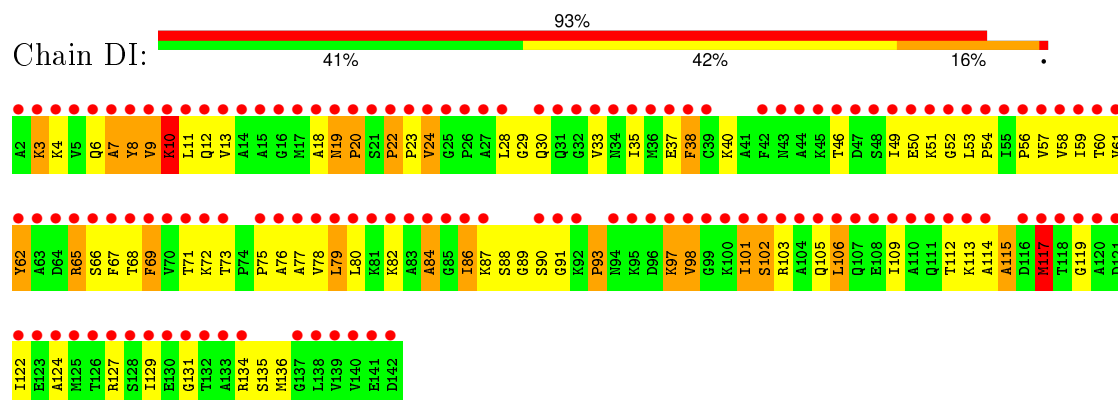
- Molecule 29: 50S ribosomal protein L9



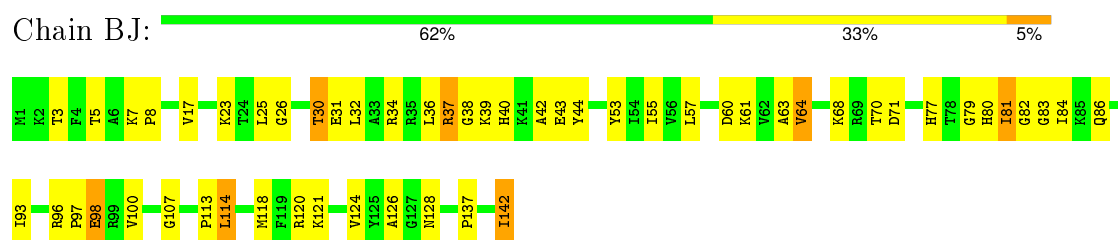
- Molecule 30: 50S ribosomal protein L11



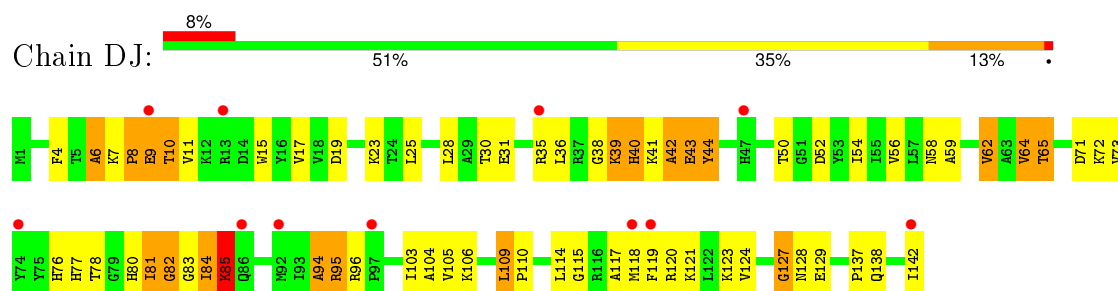
- Molecule 30: 50S ribosomal protein L11



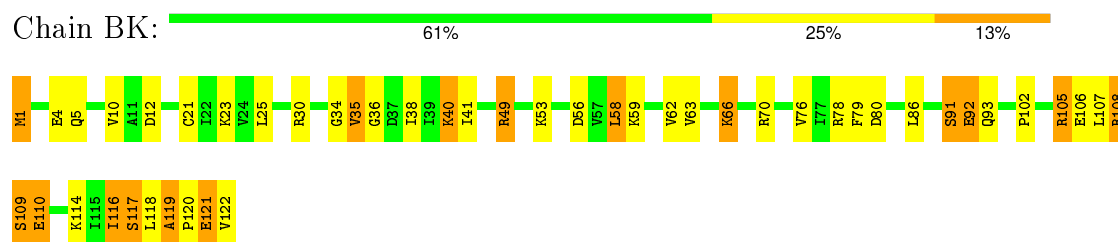
- Molecule 31: 50S ribosomal protein L13



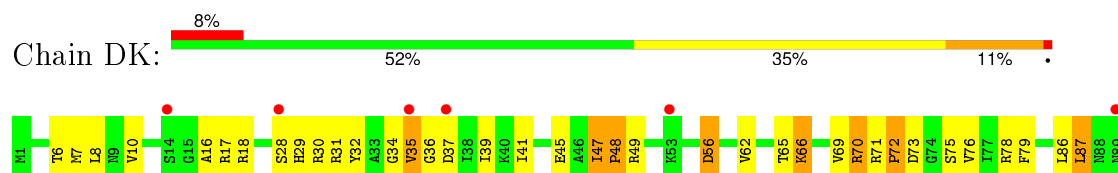
- Molecule 31: 50S ribosomal protein L13




- Molecule 32: 50S ribosomal protein L14



- Molecule 32: 50S ribosomal protein L14





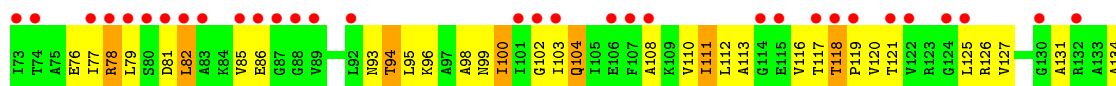

- Molecule 33: 50S ribosomal protein L15

Chain BL: 57% 38%



- Molecule 33: 50S ribosomal protein L15

Chain DL: 38% 49% 41% 8%



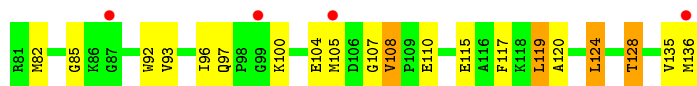
- Molecule 34: 50S ribosomal protein L16

Chain BM: 71% 23% 5%



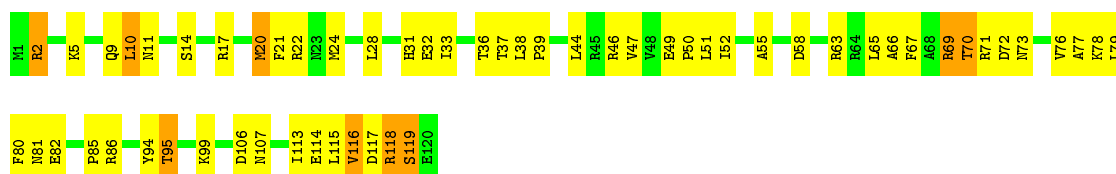
- Molecule 34: 50S ribosomal protein L16

Chain DM: 11% 58% 33% 9%

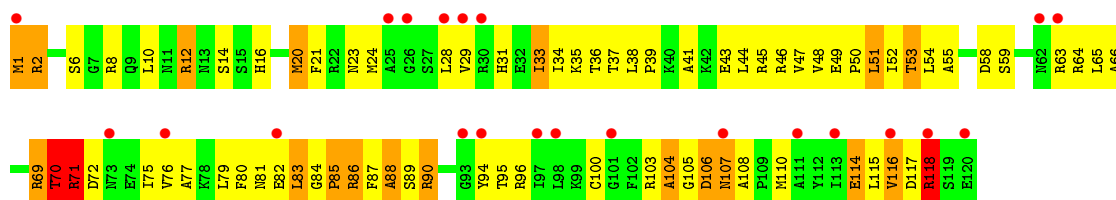


- Molecule 35: 50S ribosomal protein L17

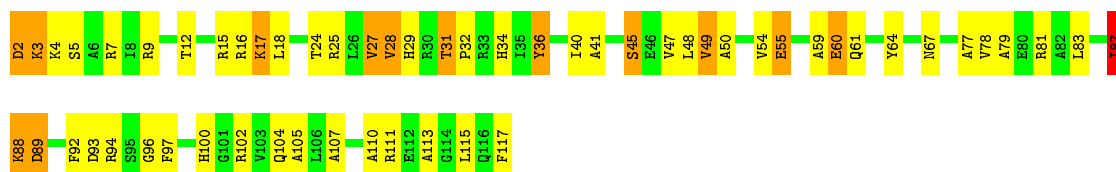
Chain BN: 52% 41% 8%



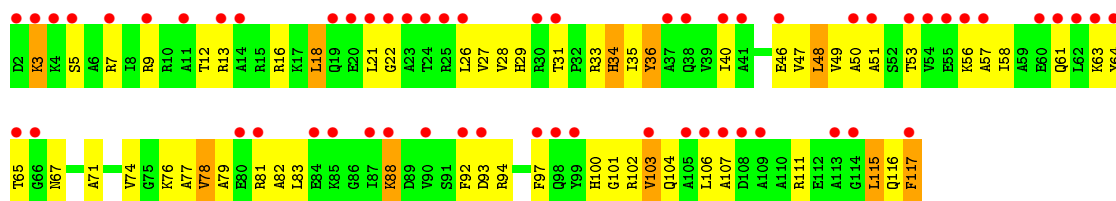
- Molecule 35: 50S ribosomal protein L17



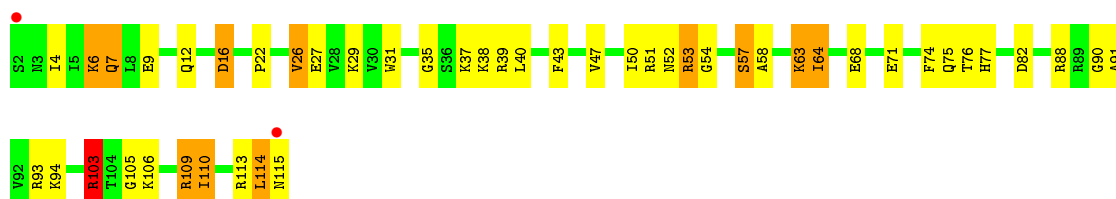
- Molecule 36: 50S ribosomal protein L18



- Molecule 36: 50S ribosomal protein L18

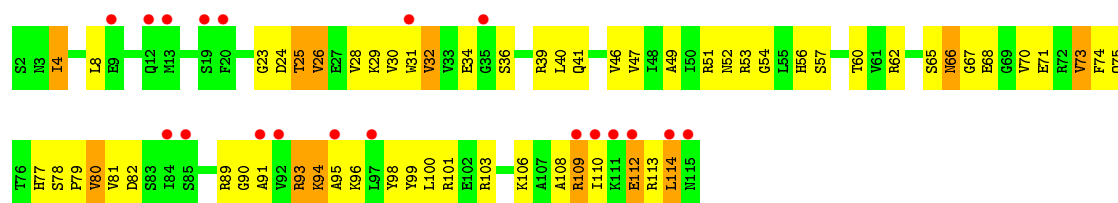


- Molecule 37: 50S ribosomal protein L19



- Molecule 37: 50S ribosomal protein L19





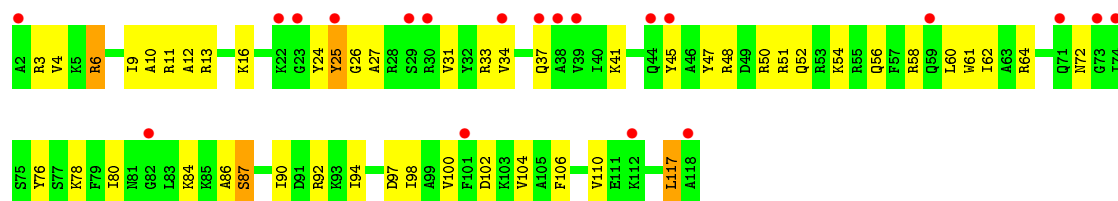
• Molecule 38: 50S ribosomal protein L20

Chain BQ: 55% 38% 8%



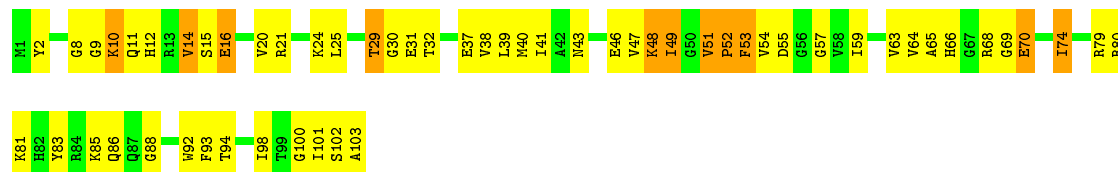
• Molecule 38: 50S ribosomal protein L20

Chain DQ: 17% 58% 38%



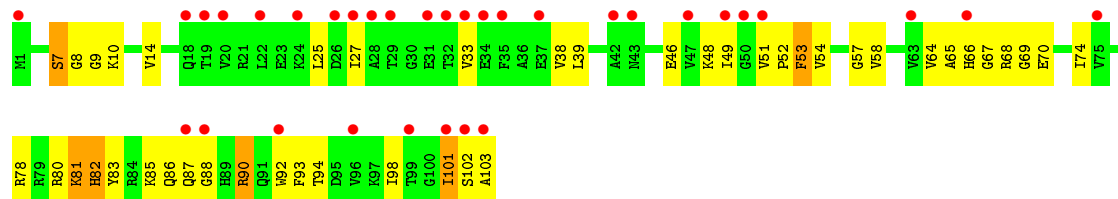
• Molecule 39: 50S ribosomal protein L21

Chain BR: 45% 45% 11%



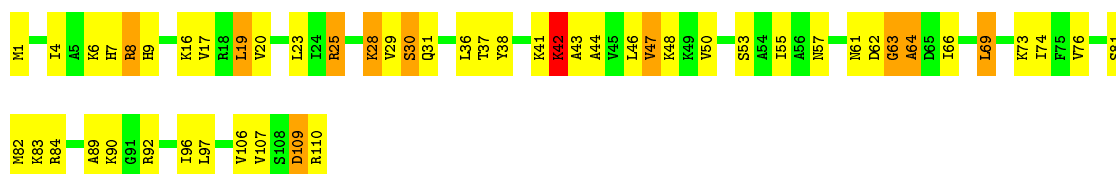
• Molecule 39: 50S ribosomal protein L21

Chain DR: 32% 57% 37% 6%

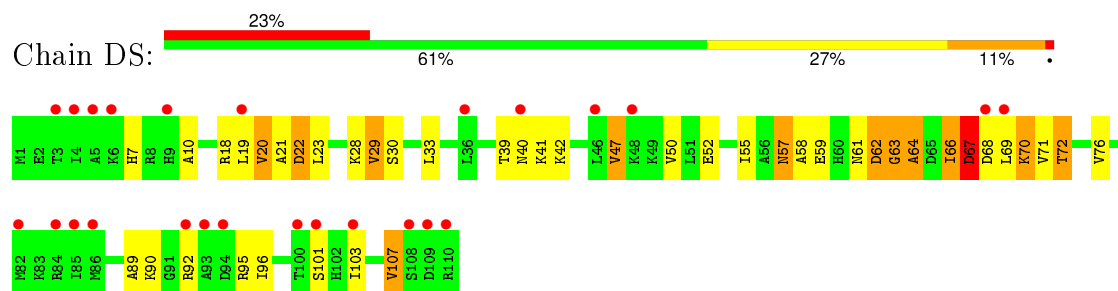


• Molecule 40: 50S ribosomal protein L22

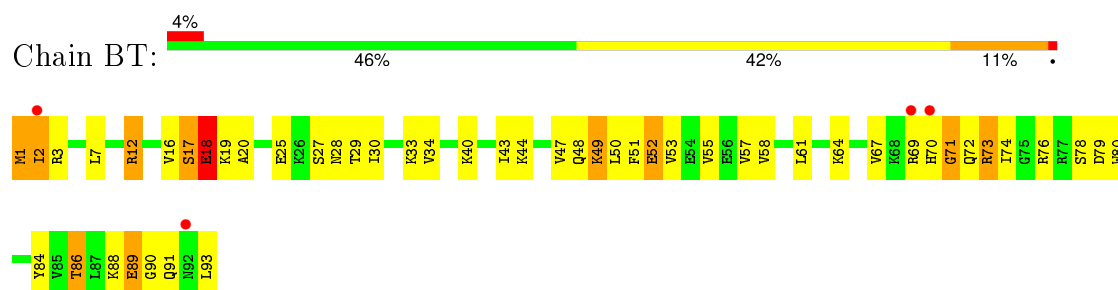
Chain BS: 53% 37% 9%



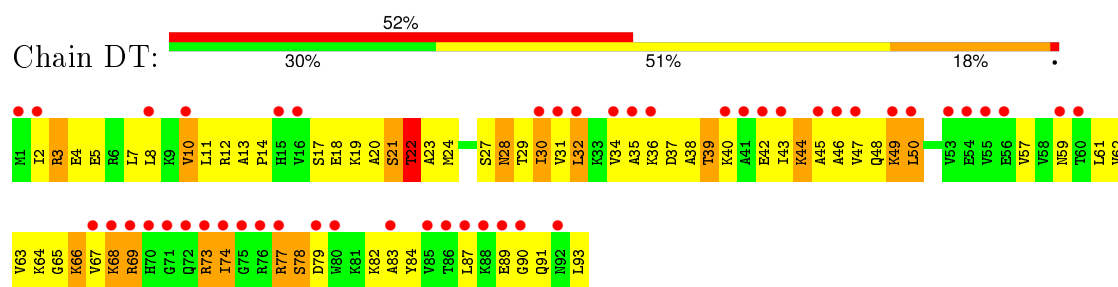
• Molecule 40: 50S ribosomal protein L22



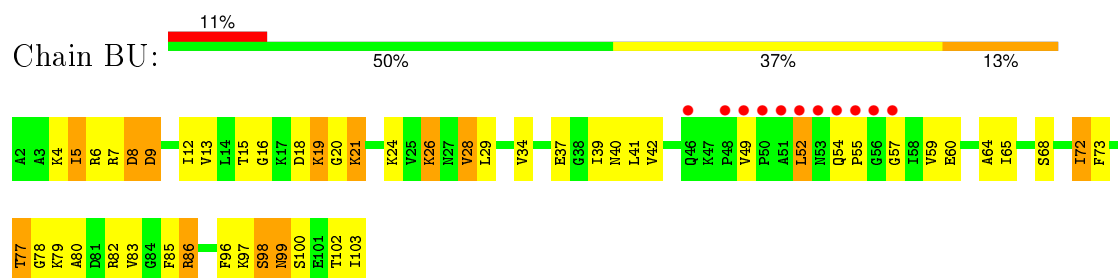
• Molecule 41: 50S ribosomal protein L23



• Molecule 41: 50S ribosomal protein L23

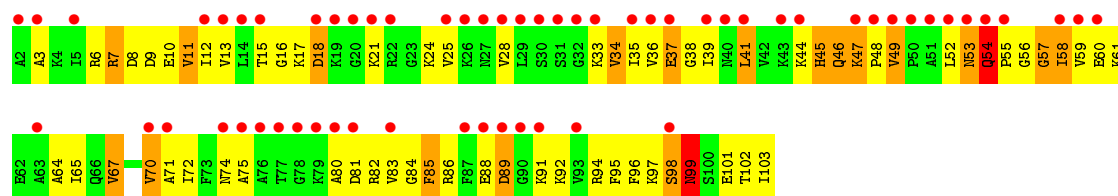


• Molecule 42: 50S ribosomal protein L24



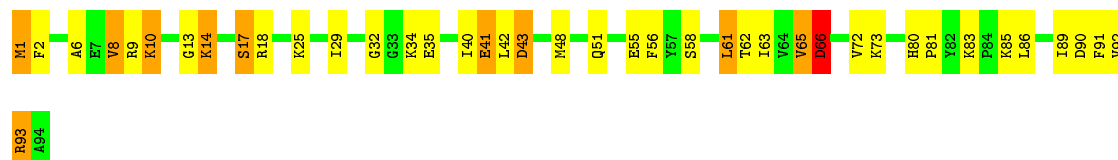
• Molecule 42: 50S ribosomal protein L24





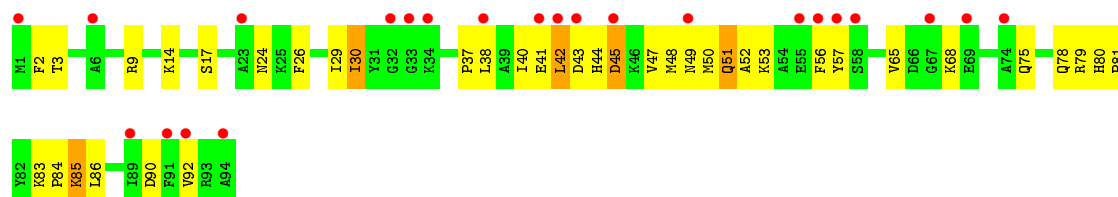
- Molecule 43: 50S ribosomal protein L25

Chain BV: 56% 32% 11%



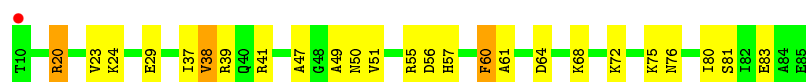
- Molecule 43: 50S ribosomal protein L25

Chain DV: 24% 59% 36% 5%



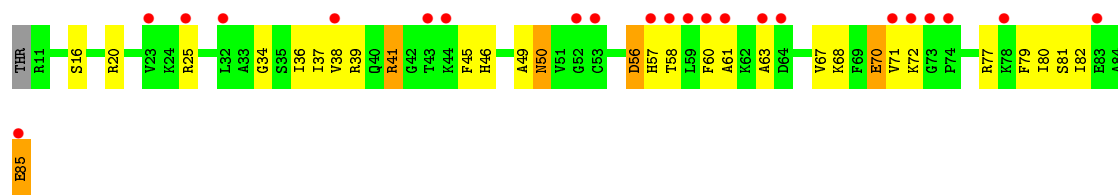
- Molecule 44: 50S ribosomal protein L27

Chain BW: 67% 29%



- Molecule 44: 50S ribosomal protein L27

Chain DW: 29% 59% 33% 7%

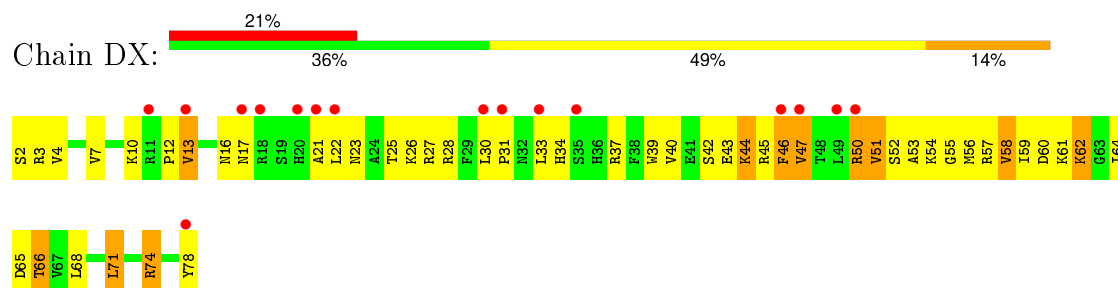


- Molecule 45: 50S ribosomal protein L28

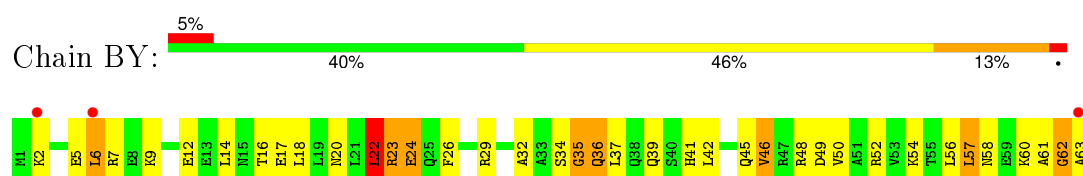
Chain BX: 64% 30% 6%



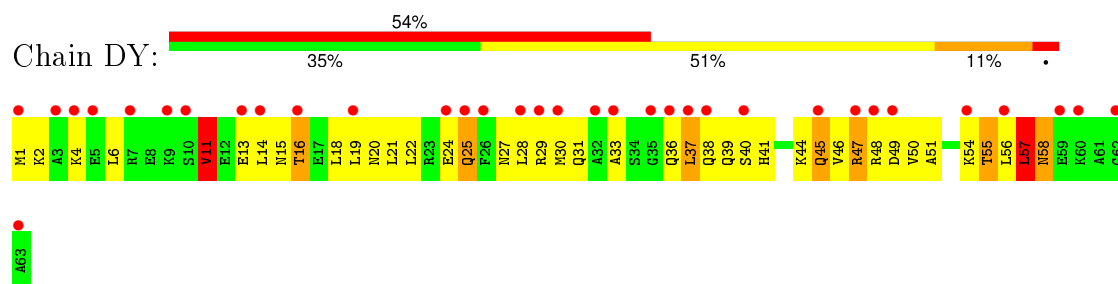
- Molecule 45: 50S ribosomal protein L28



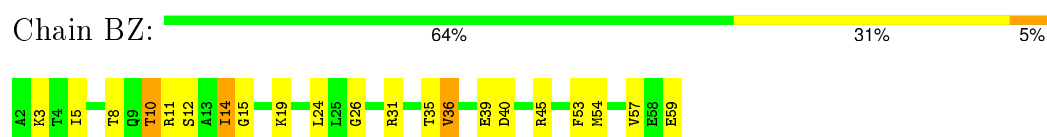
- Molecule 46: 50S ribosomal protein L29



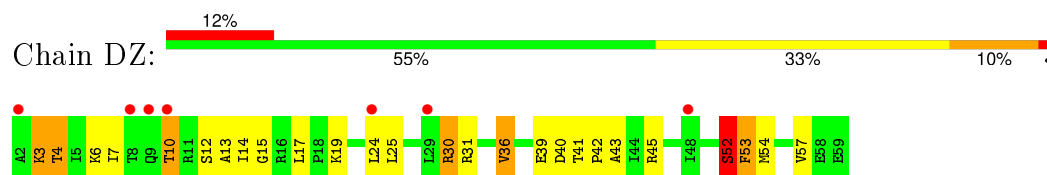
- Molecule 46: 50S ribosomal protein L29



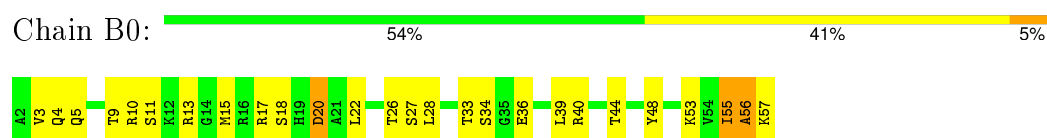
- Molecule 47: 50S ribosomal protein L30



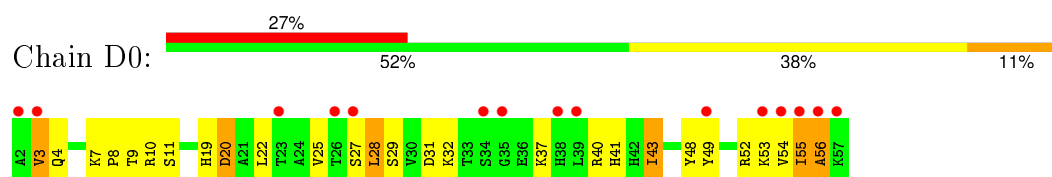
- Molecule 47: 50S ribosomal protein L30



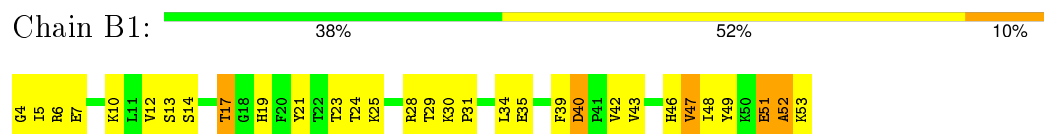
- Molecule 48: 50S ribosomal protein L32



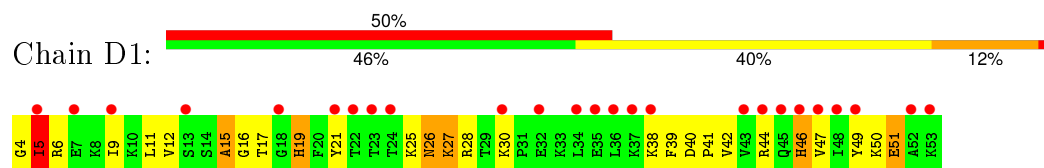
- Molecule 48: 50S ribosomal protein L32



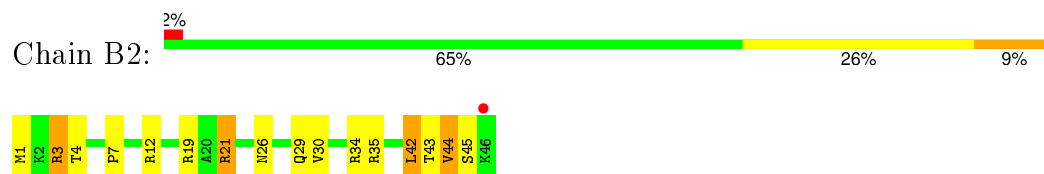
- Molecule 49: 50S ribosomal protein L33



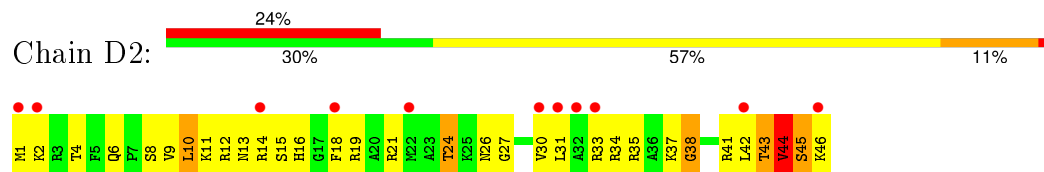
- Molecule 49: 50S ribosomal protein L33



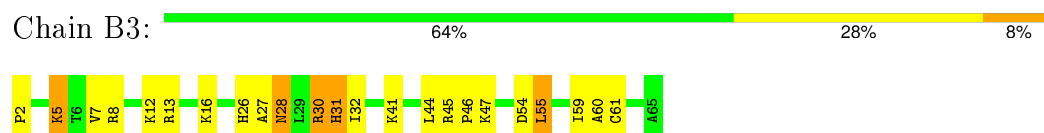
- Molecule 50: 50S ribosomal protein L34



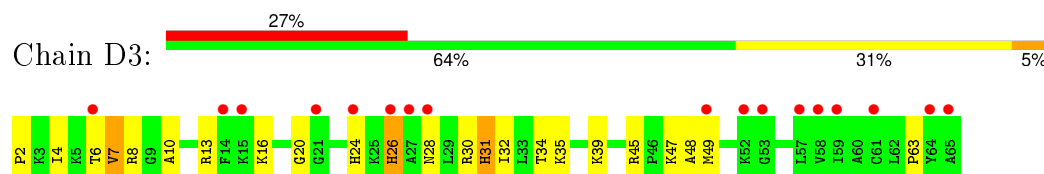
- Molecule 50: 50S ribosomal protein L34



- Molecule 51: 50S ribosomal protein L35



- Molecule 51: 50S ribosomal protein L35

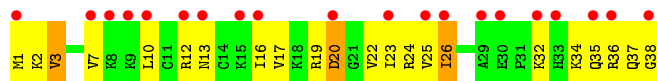
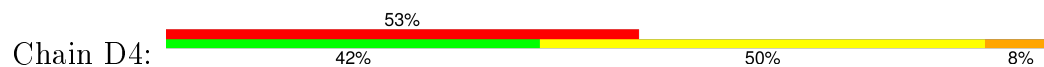


- Molecule 52: 50S ribosomal protein L36

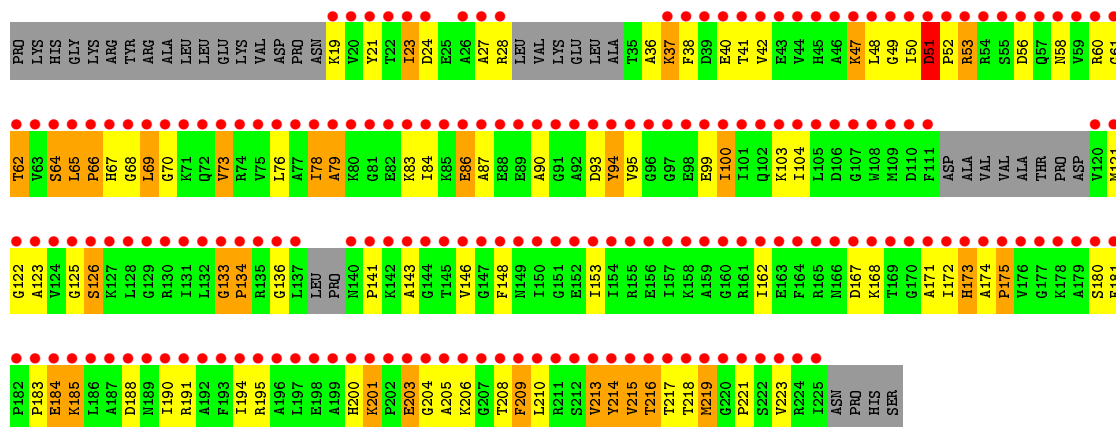
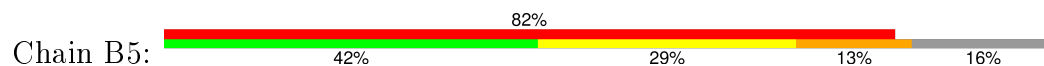




- Molecule 52: 50S ribosomal protein L36



- Molecule 53: 50S ribosomal protein L1



4 Data and refinement statistics

| Property | Value | Source |
|---|---|------------------|
| Space group | P 21 21 21 | Depositor |
| Cell constants a, b, c, α , β , γ | 210.21Å 433.03Å 619.20Å 90.00° 90.00° 90.00° | Depositor |
| Resolution (Å) | 39.97 – 2.90 39.97 – 2.90 | Depositor EDS |
| % Data completeness (in resolution range) | 94.9 (39.97-2.90) 94.9 (39.97-2.90) | Depositor EDS |
| R_{merge} | 0.12 | Depositor |
| R_{sym} | (Not available) | Depositor |
| $\langle I/\sigma(I) \rangle$ ¹ | 1.40 (at 2.90Å) | Xtriage |
| Refinement program | PHENIX (phenix.refine: 1.8.1_1168) | Depositor |
| R, R_{free} | 0.220 , 0.264 0.228 , 0.272 | Depositor DCC |
| R_{free} test set | 4701 reflections (0.40%) | DCC |
| Wilson B-factor (Å ²) | 44.0 | Xtriage |
| Anisotropy | 0.529 | Xtriage |
| Bulk solvent k_{sol} (e/Å ³), B_{sol} (Å ²) | 0.27 , 51.6 | EDS |
| Estimated twinning fraction | No twinning to report. | Xtriage |
| L-test for twinning ² | $\langle L \rangle = 0.45$, $\langle L^2 \rangle = 0.27$ | Xtriage |
| Outliers | 0 of 1169356 reflections | Xtriage |
| F_o, F_c correlation | 0.91 | EDS |
| Total number of atoms | 288276 | wwPDB-VP |
| Average B, all atoms (Å ²) | 62.0 | wwPDB-VP |

Xtriage's analysis on translational NCS is as follows: *The largest off-origin peak in the Patterson function is 1.55% of the height of the origin peak. No significant pseudotranslation is detected.*

¹Intensities estimated from amplitudes.

²Theoretical values of $\langle |L| \rangle$, $\langle L^2 \rangle$ for acentric reflections are 0.5, 0.375 respectively for untwinned datasets, and 0.333, 0.2 for perfectly twinned datasets.

5 Model quality ⓘ

5.1 Standard geometry ⓘ

Bond lengths and bond angles in the following residue types are not validated in this section: MG, ZN, DOL

The Z score for a bond length (or angle) is the number of standard deviations the observed value is removed from the expected value. A bond length (or angle) with $|Z| > 5$ is considered an outlier worth inspection. RMSZ is the root-mean-square of all Z scores of the bond lengths (or angles).

| Mol | Chain | Bond lengths | | Bond angles | |
|-----|-------|--------------|-------------|-------------|-----------------|
| | | RMSZ | # $ Z > 5$ | RMSZ | # $ Z > 5$ |
| 1 | AA | 0.46 | 0/36944 | 0.92 | 22/57632 (0.0%) |
| 1 | CA | 0.39 | 0/36966 | 0.86 | 4/57666 (0.0%) |
| 2 | AB | 0.36 | 0/1736 | 0.58 | 0/2338 |
| 2 | CB | 0.32 | 0/1736 | 0.53 | 0/2338 |
| 3 | AC | 0.35 | 0/1652 | 0.57 | 0/2225 |
| 3 | CC | 0.31 | 0/1652 | 0.51 | 0/2225 |
| 4 | AD | 0.36 | 0/1665 | 0.61 | 0/2227 |
| 4 | CD | 0.39 | 0/1665 | 0.61 | 0/2227 |
| 5 | AE | 0.38 | 0/1119 | 0.66 | 0/1504 |
| 5 | CE | 0.37 | 0/1119 | 0.65 | 0/1504 |
| 6 | AF | 0.39 | 0/836 | 0.60 | 0/1128 |
| 6 | CF | 0.33 | 0/836 | 0.58 | 0/1128 |
| 7 | AG | 0.34 | 0/1196 | 0.52 | 0/1602 |
| 7 | CG | 0.31 | 0/1196 | 0.51 | 0/1602 |
| 8 | AH | 0.38 | 0/989 | 0.57 | 0/1326 |
| 8 | CH | 0.31 | 0/989 | 0.52 | 0/1326 |
| 9 | AI | 0.33 | 0/1034 | 0.58 | 0/1375 |
| 9 | CI | 0.31 | 0/1034 | 0.55 | 0/1375 |
| 10 | AJ | 0.36 | 0/797 | 0.59 | 0/1077 |
| 10 | CJ | 0.31 | 0/797 | 0.52 | 0/1077 |
| 11 | AK | 0.36 | 0/893 | 0.67 | 1/1205 (0.1%) |
| 11 | CK | 0.32 | 0/893 | 0.55 | 0/1205 |
| 12 | AL | 0.41 | 0/969 | 0.65 | 0/1300 |
| 12 | CL | 0.37 | 0/969 | 0.63 | 0/1300 |
| 13 | AM | 0.36 | 0/893 | 0.59 | 0/1193 |
| 13 | CM | 0.32 | 0/893 | 0.52 | 0/1193 |
| 14 | AN | 0.36 | 0/785 | 0.58 | 0/1043 |
| 14 | CN | 0.30 | 0/785 | 0.50 | 0/1043 |
| 15 | AO | 0.36 | 0/718 | 0.58 | 0/959 |
| 15 | CO | 0.32 | 0/718 | 0.50 | 0/959 |
| 16 | AP | 0.38 | 0/659 | 0.69 | 1/884 (0.1%) |
| 16 | CP | 0.32 | 0/659 | 0.55 | 0/884 |

| Mol | Chain | Bond lengths | | Bond angles | |
|-----|-------|--------------|-----------------|-------------|-------------------|
| | | RMSZ | # Z >5 | RMSZ | # Z >5 |
| 17 | AQ | 0.41 | 0/658 | 0.63 | 0/881 |
| 17 | CQ | 0.33 | 0/658 | 0.54 | 0/881 |
| 18 | AR | 0.35 | 0/463 | 0.57 | 0/621 |
| 18 | CR | 0.33 | 0/463 | 0.52 | 0/621 |
| 19 | AS | 0.36 | 0/653 | 0.53 | 0/877 |
| 19 | CS | 0.32 | 0/653 | 0.56 | 0/877 |
| 20 | AT | 0.36 | 0/671 | 0.58 | 0/888 |
| 20 | CT | 0.30 | 0/671 | 0.54 | 0/888 |
| 21 | AU | 0.45 | 0/431 | 0.63 | 0/570 |
| 21 | CU | 0.42 | 0/431 | 0.62 | 0/570 |
| 22 | BA | 0.84 | 18/69659 (0.0%) | 1.25 | 413/108672 (0.4%) |
| 22 | DA | 0.37 | 0/69659 | 0.85 | 11/108672 (0.0%) |
| 23 | BB | 0.73 | 0/2850 | 1.17 | 11/4444 (0.2%) |
| 23 | DB | 0.32 | 0/2828 | 0.80 | 0/4410 |
| 24 | BC | 0.50 | 0/2122 | 0.70 | 0/2852 |
| 24 | DC | 0.33 | 0/2122 | 0.56 | 0/2852 |
| 25 | BD | 0.58 | 0/1586 | 0.75 | 1/2134 (0.0%) |
| 25 | DD | 0.31 | 0/1586 | 0.55 | 0/2134 |
| 26 | BE | 0.50 | 0/1571 | 0.67 | 0/2113 |
| 26 | DE | 0.31 | 0/1571 | 0.53 | 0/2113 |
| 27 | BF | 0.40 | 0/1435 | 0.61 | 0/1926 |
| 27 | DF | 0.29 | 0/1435 | 0.48 | 0/1926 |
| 28 | BG | 0.40 | 0/1343 | 0.60 | 0/1816 |
| 28 | DG | 0.30 | 0/1343 | 0.48 | 0/1816 |
| 29 | BH | 0.36 | 0/1121 | 0.66 | 1/1515 (0.1%) |
| 29 | DH | 0.35 | 0/1121 | 0.56 | 0/1515 |
| 30 | BI | 0.35 | 0/1046 | 0.55 | 0/1410 |
| 30 | DI | 0.35 | 0/1046 | 0.53 | 0/1410 |
| 31 | BJ | 0.61 | 0/1152 | 0.73 | 0/1551 |
| 31 | DJ | 0.31 | 0/1152 | 0.54 | 0/1551 |
| 32 | BK | 0.61 | 0/948 | 0.75 | 0/1268 |
| 32 | DK | 0.34 | 0/948 | 0.55 | 0/1268 |
| 33 | BL | 0.55 | 0/1054 | 0.74 | 0/1403 |
| 33 | DL | 0.31 | 0/1054 | 0.53 | 0/1403 |
| 34 | BM | 0.58 | 0/1093 | 0.73 | 0/1460 |
| 34 | DM | 0.30 | 0/1093 | 0.50 | 0/1460 |
| 35 | BN | 0.62 | 0/974 | 0.79 | 0/1301 |
| 35 | DN | 0.33 | 0/974 | 0.58 | 1/1301 (0.1%) |
| 36 | BO | 0.48 | 0/902 | 0.64 | 0/1209 |
| 36 | DO | 0.29 | 0/902 | 0.47 | 0/1209 |
| 37 | BP | 0.55 | 0/929 | 0.75 | 3/1242 (0.2%) |
| 37 | DP | 0.32 | 0/929 | 0.51 | 0/1242 |
| 38 | BQ | 0.67 | 0/960 | 0.78 | 0/1278 |

| Mol | Chain | Bond lengths | | Bond angles | |
|-----|-------|--------------|------------------|-------------|-------------------|
| | | RMSZ | # Z >5 | RMSZ | # Z >5 |
| 38 | DQ | 0.33 | 0/960 | 0.50 | 0/1278 |
| 39 | BR | 0.64 | 0/829 | 0.84 | 0/1107 |
| 39 | DR | 0.30 | 0/829 | 0.53 | 0/1107 |
| 40 | BS | 0.69 | 0/864 | 0.81 | 0/1156 |
| 40 | DS | 0.32 | 0/864 | 0.54 | 0/1156 |
| 41 | BT | 0.46 | 0/745 | 0.69 | 0/994 |
| 41 | DT | 0.31 | 0/745 | 0.51 | 0/994 |
| 42 | BU | 0.47 | 0/788 | 0.66 | 0/1051 |
| 42 | DU | 0.34 | 0/788 | 0.56 | 0/1051 |
| 43 | BV | 0.51 | 0/766 | 0.68 | 0/1025 |
| 43 | DV | 0.28 | 0/766 | 0.44 | 0/1025 |
| 44 | BW | 0.60 | 0/587 | 0.74 | 0/776 |
| 44 | DW | 0.30 | 0/576 | 0.50 | 0/762 |
| 45 | BX | 0.44 | 0/635 | 0.66 | 0/848 |
| 45 | DX | 0.33 | 0/635 | 0.55 | 0/848 |
| 46 | BY | 0.44 | 0/510 | 0.71 | 0/677 |
| 46 | DY | 0.29 | 0/510 | 0.53 | 0/677 |
| 47 | BZ | 0.55 | 0/453 | 0.69 | 0/605 |
| 47 | DZ | 0.31 | 0/453 | 0.51 | 0/605 |
| 48 | B0 | 0.61 | 0/450 | 0.77 | 0/599 |
| 48 | D0 | 0.33 | 0/450 | 0.54 | 0/599 |
| 49 | B1 | 0.48 | 0/417 | 0.62 | 0/554 |
| 49 | D1 | 0.31 | 0/417 | 0.50 | 0/554 |
| 50 | B2 | 0.62 | 0/380 | 0.81 | 0/498 |
| 50 | D2 | 0.34 | 0/380 | 0.55 | 0/498 |
| 51 | B3 | 0.57 | 0/513 | 0.69 | 0/676 |
| 51 | D3 | 0.29 | 0/513 | 0.49 | 0/676 |
| 52 | B4 | 0.57 | 0/303 | 0.70 | 0/397 |
| 52 | D4 | 0.30 | 0/303 | 0.54 | 0/397 |
| 53 | B5 | 0.32 | 0/1145 | 0.50 | 0/1556 |
| All | All | 0.54 | 18/310626 (0.0%) | 0.92 | 469/464366 (0.1%) |

Chiral center outliers are detected by calculating the chiral volume of a chiral center and verifying if the center is modelled as a planar moiety or with the opposite hand. A planarity outlier is detected by checking planarity of atoms in a peptide group, atoms in a mainchain group or atoms of a sidechain that are expected to be planar.

| Mol | Chain | #Chirality outliers | #Planarity outliers |
|-----|-------|---------------------|---------------------|
| 4 | CD | 0 | 1 |
| 5 | AE | 0 | 1 |
| 5 | CE | 0 | 1 |
| 6 | CF | 0 | 1 |

Continued on next page...

Continued from previous page...

| Mol | Chain | #Chirality outliers | #Planarity outliers |
|-----|-------|---------------------|---------------------|
| 11 | AK | 0 | 1 |
| 12 | CL | 0 | 1 |
| 25 | BD | 0 | 1 |
| 25 | DD | 0 | 1 |
| All | All | 0 | 8 |

The worst 5 of 18 bond length outliers are listed below:

| Mol | Chain | Res | Type | Atoms | Z | Observed(Å) | Ideal(Å) |
|-----|-------|------|------|-------|--------|-------------|----------|
| 22 | BA | 1142 | A | N9-C4 | -11.42 | 1.31 | 1.37 |
| 22 | BA | 984 | A | N9-C4 | -10.72 | 1.31 | 1.37 |
| 22 | BA | 1936 | A | N9-C4 | -9.94 | 1.31 | 1.37 |
| 22 | BA | 528 | A | N9-C4 | -8.18 | 1.32 | 1.37 |
| 22 | BA | 783 | A | N9-C4 | -6.66 | 1.33 | 1.37 |

The worst 5 of 469 bond angle outliers are listed below:

| Mol | Chain | Res | Type | Atoms | Z | Observed(°) | Ideal(°) |
|-----|-------|------|------|----------|--------|-------------|----------|
| 22 | BA | 984 | A | C2-N3-C4 | -12.81 | 104.20 | 110.60 |
| 22 | BA | 974 | G | C4-C5-N7 | 12.41 | 115.76 | 110.80 |
| 22 | BA | 1142 | A | C2-N3-C4 | -11.77 | 104.72 | 110.60 |
| 22 | BA | 1936 | A | C2-N3-C4 | -11.57 | 104.81 | 110.60 |
| 22 | BA | 974 | G | C5-C6-O6 | -11.27 | 121.84 | 128.60 |

There are no chirality outliers.

5 of 8 planarity outliers are listed below:

| Mol | Chain | Res | Type | Group |
|-----|-------|-----|------|---------|
| 5 | AE | 152 | MET | Peptide |
| 11 | AK | 126 | LYS | Peptide |
| 25 | BD | 151 | THR | Peptide |
| 4 | CD | 152 | GLN | Peptide |
| 5 | CE | 102 | GLY | Peptide |

5.2 Too-close contacts ⓘ

In the following table, the Non-H and H(model) columns list the number of non-hydrogen atoms and hydrogen atoms in the chain respectively. The H(added) column lists the number of hydrogen atoms added and optimized by MolProbity. The Clashes column lists the number of clashes within the asymmetric unit, whereas Symm-Clashes lists symmetry related clashes.

| Mol | Chain | Non-H | H(model) | H(added) | Clashes | Symm-Clashes |
|-----|-------|-------|----------|----------|---------|--------------|
| 1 | AA | 32995 | 0 | 16607 | 1101 | 3 |
| 1 | CA | 33015 | 0 | 16617 | 1197 | 0 |
| 2 | AB | 1705 | 0 | 1732 | 163 | 0 |
| 2 | CB | 1705 | 0 | 1732 | 125 | 0 |
| 3 | AC | 1625 | 0 | 1696 | 81 | 0 |
| 3 | CC | 1625 | 0 | 1696 | 76 | 0 |
| 4 | AD | 1643 | 0 | 1707 | 138 | 0 |
| 4 | CD | 1643 | 0 | 1707 | 144 | 0 |
| 5 | AE | 1106 | 0 | 1148 | 98 | 0 |
| 5 | CE | 1106 | 0 | 1148 | 111 | 0 |
| 6 | AF | 818 | 0 | 808 | 52 | 0 |
| 6 | CF | 818 | 0 | 808 | 62 | 0 |
| 7 | AG | 1182 | 0 | 1238 | 56 | 0 |
| 7 | CG | 1182 | 0 | 1238 | 70 | 0 |
| 8 | AH | 979 | 0 | 1031 | 74 | 0 |
| 8 | CH | 979 | 0 | 1031 | 49 | 0 |
| 9 | AI | 1022 | 0 | 1070 | 96 | 0 |
| 9 | CI | 1022 | 0 | 1070 | 76 | 0 |
| 10 | AJ | 787 | 0 | 828 | 97 | 0 |
| 10 | CJ | 787 | 0 | 828 | 49 | 0 |
| 11 | AK | 877 | 0 | 887 | 70 | 0 |
| 11 | CK | 877 | 0 | 887 | 62 | 0 |
| 12 | AL | 955 | 0 | 1016 | 57 | 0 |
| 12 | CL | 955 | 0 | 1016 | 70 | 0 |
| 13 | AM | 884 | 0 | 941 | 63 | 0 |
| 13 | CM | 884 | 0 | 941 | 56 | 0 |
| 14 | AN | 774 | 0 | 824 | 72 | 0 |
| 14 | CN | 774 | 0 | 824 | 53 | 0 |
| 15 | AO | 710 | 0 | 728 | 38 | 0 |
| 15 | CO | 710 | 0 | 728 | 31 | 0 |
| 16 | AP | 649 | 0 | 666 | 61 | 0 |
| 16 | CP | 649 | 0 | 666 | 33 | 0 |
| 17 | AQ | 649 | 0 | 691 | 71 | 0 |
| 17 | CQ | 649 | 0 | 691 | 50 | 0 |
| 18 | AR | 456 | 0 | 478 | 19 | 0 |
| 18 | CR | 456 | 0 | 478 | 23 | 0 |
| 19 | AS | 638 | 0 | 665 | 50 | 0 |
| 19 | CS | 638 | 0 | 665 | 37 | 0 |
| 20 | AT | 665 | 0 | 714 | 60 | 0 |
| 20 | CT | 665 | 0 | 714 | 49 | 0 |
| 21 | AU | 426 | 0 | 449 | 51 | 0 |
| 21 | CU | 426 | 0 | 449 | 50 | 0 |
| 22 | BA | 62195 | 0 | 31280 | 1688 | 0 |

Continued on next page...

Continued from previous page...

| Mol | Chain | Non-H | H(model) | H(added) | Clashes | Symm-Clashes |
|-----|-------|-------|----------|----------|---------|--------------|
| 22 | DA | 62195 | 0 | 31280 | 2474 | 0 |
| 23 | BB | 2549 | 0 | 1291 | 64 | 0 |
| 23 | DB | 2529 | 0 | 1281 | 68 | 0 |
| 24 | BC | 2083 | 0 | 2154 | 110 | 0 |
| 24 | DC | 2083 | 0 | 2154 | 136 | 0 |
| 25 | BD | 1565 | 0 | 1616 | 73 | 0 |
| 25 | DD | 1565 | 0 | 1616 | 95 | 0 |
| 26 | BE | 1552 | 0 | 1619 | 73 | 0 |
| 26 | DE | 1552 | 0 | 1619 | 105 | 0 |
| 27 | BF | 1411 | 0 | 1444 | 106 | 0 |
| 27 | DF | 1411 | 0 | 1444 | 58 | 0 |
| 28 | BG | 1323 | 0 | 1371 | 43 | 0 |
| 28 | DG | 1323 | 0 | 1371 | 55 | 0 |
| 29 | BH | 1110 | 0 | 1147 | 145 | 0 |
| 29 | DH | 1110 | 0 | 1148 | 89 | 3 |
| 30 | BI | 1032 | 0 | 1085 | 75 | 0 |
| 30 | DI | 1032 | 0 | 1085 | 85 | 0 |
| 31 | BJ | 1129 | 0 | 1162 | 44 | 0 |
| 31 | DJ | 1129 | 0 | 1162 | 54 | 0 |
| 32 | BK | 939 | 0 | 1012 | 43 | 0 |
| 32 | DK | 939 | 0 | 1012 | 45 | 0 |
| 33 | BL | 1045 | 0 | 1117 | 65 | 0 |
| 33 | DL | 1045 | 0 | 1117 | 79 | 0 |
| 34 | BM | 1074 | 0 | 1157 | 38 | 0 |
| 34 | DM | 1074 | 0 | 1157 | 39 | 0 |
| 35 | BN | 961 | 0 | 1000 | 55 | 0 |
| 35 | DN | 961 | 0 | 1000 | 77 | 0 |
| 36 | BO | 892 | 0 | 923 | 51 | 0 |
| 36 | DO | 892 | 0 | 923 | 44 | 0 |
| 37 | BP | 917 | 0 | 962 | 42 | 0 |
| 37 | DP | 917 | 0 | 962 | 60 | 0 |
| 38 | BQ | 947 | 0 | 1019 | 50 | 0 |
| 38 | DQ | 947 | 0 | 1019 | 50 | 0 |
| 39 | BR | 816 | 0 | 839 | 68 | 0 |
| 39 | DR | 816 | 0 | 839 | 42 | 0 |
| 40 | BS | 857 | 0 | 922 | 43 | 0 |
| 40 | DS | 857 | 0 | 922 | 42 | 0 |
| 41 | BT | 739 | 0 | 807 | 52 | 0 |
| 41 | DT | 739 | 0 | 807 | 60 | 0 |
| 42 | BU | 780 | 0 | 831 | 40 | 0 |
| 42 | DU | 780 | 0 | 831 | 69 | 0 |
| 43 | BV | 753 | 0 | 780 | 33 | 0 |

Continued on next page...

Continued from previous page...

| Mol | Chain | Non-H | H(model) | H(added) | Clashes | Symm-Clashes |
|-----|-------|-------|----------|----------|---------|--------------|
| 43 | DV | 753 | 0 | 780 | 24 | 0 |
| 44 | BW | 580 | 0 | 594 | 15 | 0 |
| 44 | DW | 569 | 0 | 581 | 24 | 0 |
| 45 | BX | 625 | 0 | 652 | 19 | 0 |
| 45 | DX | 625 | 0 | 652 | 44 | 0 |
| 46 | BY | 509 | 0 | 543 | 34 | 0 |
| 46 | DY | 509 | 0 | 543 | 29 | 0 |
| 47 | BZ | 449 | 0 | 488 | 13 | 0 |
| 47 | DZ | 449 | 0 | 488 | 22 | 0 |
| 48 | B0 | 444 | 0 | 458 | 24 | 0 |
| 48 | D0 | 444 | 0 | 458 | 26 | 0 |
| 49 | B1 | 410 | 0 | 440 | 30 | 0 |
| 49 | D1 | 410 | 0 | 440 | 21 | 0 |
| 50 | B2 | 377 | 0 | 418 | 13 | 0 |
| 50 | D2 | 377 | 0 | 418 | 33 | 0 |
| 51 | B3 | 504 | 0 | 572 | 25 | 0 |
| 51 | D3 | 504 | 0 | 572 | 24 | 0 |
| 52 | B4 | 302 | 0 | 340 | 12 | 0 |
| 52 | D4 | 302 | 0 | 340 | 15 | 0 |
| 53 | B5 | 1142 | 0 | 865 | 66 | 0 |
| 54 | AA | 70 | 0 | 0 | 0 | 0 |
| 54 | AM | 1 | 0 | 0 | 0 | 0 |
| 54 | AN | 1 | 0 | 0 | 0 | 0 |
| 54 | BA | 194 | 0 | 0 | 0 | 0 |
| 54 | BB | 4 | 0 | 0 | 0 | 0 |
| 54 | BQ | 1 | 0 | 0 | 0 | 0 |
| 54 | CA | 56 | 0 | 0 | 0 | 0 |
| 54 | D2 | 1 | 0 | 0 | 0 | 0 |
| 54 | DA | 164 | 0 | 0 | 0 | 0 |
| 54 | DB | 3 | 0 | 0 | 0 | 0 |
| 54 | DL | 1 | 0 | 0 | 0 | 0 |
| 54 | DQ | 1 | 0 | 0 | 0 | 0 |
| 55 | BA | 48 | 0 | 50 | 11 | 0 |
| 55 | DA | 48 | 0 | 50 | 27 | 0 |
| 56 | B4 | 1 | 0 | 0 | 0 | 0 |
| 56 | D4 | 1 | 0 | 0 | 0 | 0 |
| 57 | AA | 195 | 0 | 0 | 19 | 0 |
| 57 | AE | 1 | 0 | 0 | 0 | 0 |
| 57 | AL | 1 | 0 | 0 | 0 | 0 |
| 57 | AN | 3 | 0 | 0 | 0 | 0 |
| 57 | AT | 2 | 0 | 0 | 0 | 0 |
| 57 | AU | 1 | 0 | 0 | 0 | 0 |

Continued on next page...

Continued from previous page...

| Mol | Chain | Non-H | H(model) | H(added) | Clashes | Symm-Clashes |
|-----|-------|--------|----------|----------|---------|--------------|
| 57 | B2 | 1 | 0 | 0 | 0 | 0 |
| 57 | B3 | 3 | 0 | 0 | 0 | 0 |
| 57 | B4 | 2 | 0 | 0 | 0 | 0 |
| 57 | BA | 615 | 0 | 0 | 86 | 0 |
| 57 | BB | 13 | 0 | 0 | 1 | 0 |
| 57 | BC | 8 | 0 | 0 | 4 | 0 |
| 57 | BD | 3 | 0 | 0 | 2 | 0 |
| 57 | BE | 2 | 0 | 0 | 0 | 0 |
| 57 | BF | 1 | 0 | 0 | 1 | 0 |
| 57 | BL | 7 | 0 | 0 | 0 | 0 |
| 57 | BN | 5 | 0 | 0 | 0 | 0 |
| 57 | BQ | 1 | 0 | 0 | 0 | 0 |
| 57 | BS | 1 | 0 | 0 | 0 | 0 |
| 57 | BT | 1 | 0 | 0 | 0 | 0 |
| 57 | BU | 1 | 0 | 0 | 0 | 0 |
| 57 | BV | 1 | 0 | 0 | 0 | 0 |
| 57 | CA | 193 | 0 | 0 | 17 | 0 |
| 57 | CL | 1 | 0 | 0 | 0 | 0 |
| 57 | CN | 1 | 0 | 0 | 0 | 0 |
| 57 | CT | 2 | 0 | 0 | 0 | 0 |
| 57 | CU | 1 | 0 | 0 | 1 | 0 |
| 57 | D2 | 1 | 0 | 0 | 1 | 0 |
| 57 | D3 | 1 | 0 | 0 | 0 | 0 |
| 57 | D4 | 1 | 0 | 0 | 1 | 0 |
| 57 | DA | 608 | 0 | 0 | 96 | 0 |
| 57 | DB | 13 | 0 | 0 | 4 | 0 |
| 57 | DC | 10 | 0 | 0 | 1 | 0 |
| 57 | DD | 4 | 0 | 0 | 2 | 0 |
| 57 | DE | 4 | 0 | 0 | 0 | 0 |
| 57 | DJ | 1 | 0 | 0 | 0 | 0 |
| 57 | DL | 4 | 0 | 0 | 1 | 0 |
| 57 | DN | 2 | 0 | 0 | 0 | 0 |
| 57 | DS | 2 | 0 | 0 | 0 | 0 |
| 57 | DT | 3 | 0 | 0 | 1 | 0 |
| 57 | DU | 1 | 0 | 0 | 0 | 0 |
| 57 | DV | 1 | 0 | 0 | 0 | 0 |
| All | All | 288276 | 0 | 192887 | 11371 | 3 |

The all-atom clashscore is defined as the number of clashes found per 1000 atoms (including hydrogen atoms). The all-atom clashscore for this structure is 24.

The worst 5 of 11371 close contacts within the same asymmetric unit are listed below, sorted by their clash magnitude.

| Atom-1 | Atom-2 | Interatomic distance (Å) | Clash overlap (Å) |
|------------------|--------------------|--------------------------|-------------------|
| 29:BH:117:LEU:O | 29:BH:121:VAL:HG23 | 1.34 | 1.22 |
| 22:DA:2711:A:OP2 | 57:DA:3546:HOH:O | 1.61 | 1.18 |
| 1:AA:111:G:O6 | 1:AA:330:C:N4 | 1.78 | 1.16 |
| 22:BA:627:A:OP1 | 33:BL:78:ARG:NH1 | 1.79 | 1.16 |
| 22:BA:730:A:OP2 | 57:BA:3695:HOH:O | 1.61 | 1.16 |

All (3) symmetry-related close contacts are listed below. The label for Atom-2 includes the symmetry operator and encoded unit-cell translations to be applied.

| Atom-1 | Atom-2 | Interatomic distance (Å) | Clash overlap (Å) |
|----------------|------------------------|--------------------------|-------------------|
| 1:AA:357:G:O2' | 29:DH:91:PHE:O[4_455] | 2.12 | 0.08 |
| 1:AA:368:U:OP1 | 29:DH:93:SER:OG[4_455] | 2.16 | 0.04 |
| 1:AA:359:G:OP1 | 29:DH:89:LYS:NZ[4_455] | 2.17 | 0.03 |

5.3 Torsion angles [i](#)

5.3.1 Protein backbone [i](#)

In the following table, the Percentiles column shows the percent Ramachandran outliers of the chain as a percentile score with respect to all X-ray entries followed by that with respect to entries of similar resolution.

The Analysed column shows the number of residues for which the backbone conformation was analysed, and the total number of residues.

| Mol | Chain | Analysed | Favoured | Allowed | Outliers | Percentiles | |
|-----|-------|---------------|-----------|----------|----------|-------------|---|
| 2 | AB | 216/218 (99%) | 132 (61%) | 40 (18%) | 44 (20%) | 0 | 0 |
| 2 | CB | 216/218 (99%) | 142 (66%) | 48 (22%) | 26 (12%) | 0 | 1 |
| 3 | AC | 204/206 (99%) | 149 (73%) | 31 (15%) | 24 (12%) | 0 | 1 |
| 3 | CC | 204/206 (99%) | 154 (76%) | 39 (19%) | 11 (5%) | 2 | 7 |
| 4 | AD | 203/205 (99%) | 133 (66%) | 45 (22%) | 25 (12%) | 0 | 1 |
| 4 | CD | 203/205 (99%) | 147 (72%) | 33 (16%) | 23 (11%) | 0 | 1 |
| 5 | AE | 148/150 (99%) | 102 (69%) | 23 (16%) | 23 (16%) | 0 | 0 |
| 5 | CE | 148/150 (99%) | 98 (66%) | 34 (23%) | 16 (11%) | 0 | 1 |
| 6 | AF | 98/100 (98%) | 67 (68%) | 22 (22%) | 9 (9%) | 1 | 2 |
| 6 | CF | 98/100 (98%) | 66 (67%) | 18 (18%) | 14 (14%) | 0 | 0 |
| 7 | AG | 149/151 (99%) | 110 (74%) | 26 (17%) | 13 (9%) | 1 | 2 |

Continued on next page...

Continued from previous page...

| Mol | Chain | Analysed | Favoured | Allowed | Outliers | Percentiles | |
|-----|-------|---------------|-----------|----------|----------|-------------|----|
| 7 | CG | 149/151 (99%) | 120 (80%) | 20 (13%) | 9 (6%) | 2 | 6 |
| 8 | AH | 127/129 (98%) | 87 (68%) | 31 (24%) | 9 (7%) | 1 | 3 |
| 8 | CH | 127/129 (98%) | 102 (80%) | 17 (13%) | 8 (6%) | 2 | 5 |
| 9 | AI | 125/127 (98%) | 88 (70%) | 23 (18%) | 14 (11%) | 0 | 1 |
| 9 | CI | 125/127 (98%) | 89 (71%) | 21 (17%) | 15 (12%) | 0 | 1 |
| 10 | AJ | 96/98 (98%) | 62 (65%) | 14 (15%) | 20 (21%) | 0 | 0 |
| 10 | CJ | 96/98 (98%) | 74 (77%) | 10 (10%) | 12 (12%) | 0 | 1 |
| 11 | AK | 115/117 (98%) | 81 (70%) | 15 (13%) | 19 (16%) | 0 | 0 |
| 11 | CK | 115/117 (98%) | 80 (70%) | 26 (23%) | 9 (8%) | 1 | 3 |
| 12 | AL | 121/123 (98%) | 91 (75%) | 20 (16%) | 10 (8%) | 1 | 2 |
| 12 | CL | 121/123 (98%) | 89 (74%) | 20 (16%) | 12 (10%) | 1 | 2 |
| 13 | AM | 112/114 (98%) | 80 (71%) | 21 (19%) | 11 (10%) | 1 | 2 |
| 13 | CM | 112/114 (98%) | 82 (73%) | 17 (15%) | 13 (12%) | 0 | 1 |
| 14 | AN | 92/100 (92%) | 54 (59%) | 29 (32%) | 9 (10%) | 1 | 2 |
| 14 | CN | 92/100 (92%) | 56 (61%) | 22 (24%) | 14 (15%) | 0 | 0 |
| 15 | AO | 86/88 (98%) | 61 (71%) | 19 (22%) | 6 (7%) | 1 | 4 |
| 15 | CO | 86/88 (98%) | 66 (77%) | 16 (19%) | 4 (5%) | 3 | 11 |
| 16 | AP | 80/82 (98%) | 57 (71%) | 11 (14%) | 12 (15%) | 0 | 0 |
| 16 | CP | 80/82 (98%) | 59 (74%) | 16 (20%) | 5 (6%) | 2 | 5 |
| 17 | AQ | 78/80 (98%) | 55 (70%) | 15 (19%) | 8 (10%) | 1 | 1 |
| 17 | CQ | 78/80 (98%) | 58 (74%) | 11 (14%) | 9 (12%) | 0 | 1 |
| 18 | AR | 53/55 (96%) | 41 (77%) | 10 (19%) | 2 (4%) | 4 | 16 |
| 18 | CR | 53/55 (96%) | 34 (64%) | 16 (30%) | 3 (6%) | 2 | 6 |
| 19 | AS | 77/79 (98%) | 55 (71%) | 13 (17%) | 9 (12%) | 0 | 1 |
| 19 | CS | 77/79 (98%) | 56 (73%) | 12 (16%) | 9 (12%) | 0 | 1 |
| 20 | AT | 83/85 (98%) | 57 (69%) | 20 (24%) | 6 (7%) | 1 | 3 |
| 20 | CT | 83/85 (98%) | 64 (77%) | 10 (12%) | 9 (11%) | 0 | 1 |
| 21 | AU | 49/51 (96%) | 28 (57%) | 8 (16%) | 13 (26%) | 0 | 0 |
| 21 | CU | 49/51 (96%) | 26 (53%) | 10 (20%) | 13 (26%) | 0 | 0 |
| 24 | BC | 269/271 (99%) | 219 (81%) | 38 (14%) | 12 (4%) | 3 | 12 |
| 24 | DC | 269/271 (99%) | 195 (72%) | 50 (19%) | 24 (9%) | 1 | 2 |

Continued on next page...

Continued from previous page...

| Mol | Chain | Analysed | Favoured | Allowed | Outliers | Percentiles | |
|-----|-------|---------------|-----------|----------|----------|-------------|----|
| 25 | BD | 207/209 (99%) | 178 (86%) | 22 (11%) | 7 (3%) | 5 | 19 |
| 25 | DD | 207/209 (99%) | 153 (74%) | 45 (22%) | 9 (4%) | 3 | 13 |
| 26 | BE | 199/201 (99%) | 162 (81%) | 34 (17%) | 3 (2%) | 13 | 42 |
| 26 | DE | 199/201 (99%) | 153 (77%) | 29 (15%) | 17 (8%) | 1 | 2 |
| 27 | BF | 175/177 (99%) | 139 (79%) | 28 (16%) | 8 (5%) | 3 | 11 |
| 27 | DF | 175/177 (99%) | 140 (80%) | 23 (13%) | 12 (7%) | 1 | 4 |
| 28 | BG | 174/176 (99%) | 147 (84%) | 18 (10%) | 9 (5%) | 2 | 8 |
| 28 | DG | 174/176 (99%) | 130 (75%) | 29 (17%) | 15 (9%) | 1 | 2 |
| 29 | BH | 147/149 (99%) | 89 (60%) | 37 (25%) | 21 (14%) | 0 | 0 |
| 29 | DH | 147/149 (99%) | 100 (68%) | 32 (22%) | 15 (10%) | 1 | 2 |
| 30 | BI | 139/141 (99%) | 81 (58%) | 34 (24%) | 24 (17%) | 0 | 0 |
| 30 | DI | 139/141 (99%) | 81 (58%) | 38 (27%) | 20 (14%) | 0 | 0 |
| 31 | BJ | 140/142 (99%) | 130 (93%) | 7 (5%) | 3 (2%) | 9 | 32 |
| 31 | DJ | 140/142 (99%) | 112 (80%) | 14 (10%) | 14 (10%) | 1 | 2 |
| 32 | BK | 120/122 (98%) | 97 (81%) | 16 (13%) | 7 (6%) | 2 | 6 |
| 32 | DK | 120/122 (98%) | 97 (81%) | 13 (11%) | 10 (8%) | 1 | 2 |
| 33 | BL | 141/143 (99%) | 118 (84%) | 18 (13%) | 5 (4%) | 4 | 18 |
| 33 | DL | 141/143 (99%) | 101 (72%) | 25 (18%) | 15 (11%) | 0 | 1 |
| 34 | BM | 134/136 (98%) | 118 (88%) | 14 (10%) | 2 (2%) | 13 | 42 |
| 34 | DM | 134/136 (98%) | 108 (81%) | 19 (14%) | 7 (5%) | 2 | 8 |
| 35 | BN | 118/120 (98%) | 99 (84%) | 16 (14%) | 3 (2%) | 7 | 27 |
| 35 | DN | 118/120 (98%) | 92 (78%) | 16 (14%) | 10 (8%) | 1 | 2 |
| 36 | BO | 114/116 (98%) | 94 (82%) | 17 (15%) | 3 (3%) | 7 | 26 |
| 36 | DO | 114/116 (98%) | 84 (74%) | 23 (20%) | 7 (6%) | 2 | 5 |
| 37 | BP | 112/114 (98%) | 96 (86%) | 10 (9%) | 6 (5%) | 2 | 7 |
| 37 | DP | 112/114 (98%) | 86 (77%) | 19 (17%) | 7 (6%) | 2 | 5 |
| 38 | BQ | 115/117 (98%) | 109 (95%) | 4 (4%) | 2 (2%) | 11 | 38 |
| 38 | DQ | 115/117 (98%) | 93 (81%) | 20 (17%) | 2 (2%) | 11 | 38 |
| 39 | BR | 101/103 (98%) | 81 (80%) | 10 (10%) | 10 (10%) | 1 | 2 |
| 39 | DR | 101/103 (98%) | 73 (72%) | 22 (22%) | 6 (6%) | 2 | 6 |
| 40 | BS | 108/110 (98%) | 92 (85%) | 13 (12%) | 3 (3%) | 6 | 24 |

Continued on next page...

Continued from previous page...

| Mol | Chain | Analysed | Favoured | Allowed | Outliers | Percentiles | |
|-----|-------|-------------------|------------|------------|----------|-------------|-----|
| 40 | DS | 108/110 (98%) | 83 (77%) | 17 (16%) | 8 (7%) | 1 | 3 |
| 41 | BT | 91/93 (98%) | 74 (81%) | 8 (9%) | 9 (10%) | 1 | 2 |
| 41 | DT | 91/93 (98%) | 53 (58%) | 26 (29%) | 12 (13%) | 0 | 1 |
| 42 | BU | 100/102 (98%) | 77 (77%) | 17 (17%) | 6 (6%) | 2 | 6 |
| 42 | DU | 100/102 (98%) | 69 (69%) | 17 (17%) | 14 (14%) | 0 | 0 |
| 43 | BV | 92/94 (98%) | 84 (91%) | 6 (6%) | 2 (2%) | 8 | 31 |
| 43 | DV | 92/94 (98%) | 77 (84%) | 12 (13%) | 3 (3%) | 5 | 20 |
| 44 | BW | 74/76 (97%) | 68 (92%) | 6 (8%) | 0 | 100 | 100 |
| 44 | DW | 73/76 (96%) | 60 (82%) | 13 (18%) | 0 | 100 | 100 |
| 45 | BX | 75/77 (97%) | 66 (88%) | 8 (11%) | 1 (1%) | 15 | 46 |
| 45 | DX | 75/77 (97%) | 57 (76%) | 11 (15%) | 7 (9%) | 1 | 2 |
| 46 | BY | 61/63 (97%) | 42 (69%) | 11 (18%) | 8 (13%) | 0 | 1 |
| 46 | DY | 61/63 (97%) | 46 (75%) | 12 (20%) | 3 (5%) | 3 | 10 |
| 47 | BZ | 56/58 (97%) | 51 (91%) | 3 (5%) | 2 (4%) | 4 | 18 |
| 47 | DZ | 56/58 (97%) | 45 (80%) | 7 (12%) | 4 (7%) | 1 | 3 |
| 48 | B0 | 54/56 (96%) | 47 (87%) | 4 (7%) | 3 (6%) | 2 | 7 |
| 48 | D0 | 54/56 (96%) | 38 (70%) | 12 (22%) | 4 (7%) | 1 | 3 |
| 49 | B1 | 48/50 (96%) | 38 (79%) | 7 (15%) | 3 (6%) | 2 | 5 |
| 49 | D1 | 48/50 (96%) | 39 (81%) | 4 (8%) | 5 (10%) | 1 | 1 |
| 50 | B2 | 44/46 (96%) | 38 (86%) | 4 (9%) | 2 (4%) | 3 | 12 |
| 50 | D2 | 44/46 (96%) | 32 (73%) | 8 (18%) | 4 (9%) | 1 | 2 |
| 51 | B3 | 62/64 (97%) | 56 (90%) | 5 (8%) | 1 (2%) | 12 | 40 |
| 51 | D3 | 62/64 (97%) | 49 (79%) | 11 (18%) | 2 (3%) | 5 | 20 |
| 52 | B4 | 36/38 (95%) | 31 (86%) | 4 (11%) | 1 (3%) | 6 | 24 |
| 52 | D4 | 36/38 (95%) | 31 (86%) | 3 (8%) | 2 (6%) | 2 | 7 |
| 53 | B5 | 183/228 (80%) | 85 (46%) | 59 (32%) | 39 (21%) | 0 | 0 |
| All | All | 11418/11672 (98%) | 8535 (75%) | 1900 (17%) | 983 (9%) | 1 | 2 |

5 of 983 Ramachandran outliers are listed below:

| Mol | Chain | Res | Type |
|-----|-------|-----|------|
| 2 | AB | 16 | PHE |
| 2 | AB | 22 | TYR |

Continued on next page...

Continued from previous page...

| Mol | Chain | Res | Type |
|-----|-------|-----|------|
| 2 | AB | 25 | PRO |
| 2 | AB | 34 | ALA |
| 2 | AB | 64 | LYS |

5.3.2 Protein sidechains ⓘ

In the following table, the Percentiles column shows the percent sidechain outliers of the chain as a percentile score with respect to all X-ray entries followed by that with respect to entries of similar resolution.

The Analysed column shows the number of residues for which the sidechain conformation was analysed, and the total number of residues.

| Mol | Chain | Analysed | Rotameric | Outliers | Percentiles | |
|-----|-------|----------------|-----------|----------|-------------|----|
| 2 | AB | 180/180 (100%) | 132 (73%) | 48 (27%) | 0 | 2 |
| 2 | CB | 180/180 (100%) | 132 (73%) | 48 (27%) | 0 | 2 |
| 3 | AC | 170/170 (100%) | 136 (80%) | 34 (20%) | 1 | 5 |
| 3 | CC | 170/170 (100%) | 146 (86%) | 24 (14%) | 4 | 12 |
| 4 | AD | 172/172 (100%) | 138 (80%) | 34 (20%) | 1 | 5 |
| 4 | CD | 172/172 (100%) | 145 (84%) | 27 (16%) | 3 | 9 |
| 5 | AE | 113/113 (100%) | 86 (76%) | 27 (24%) | 1 | 2 |
| 5 | CE | 113/113 (100%) | 84 (74%) | 29 (26%) | 0 | 2 |
| 6 | AF | 87/87 (100%) | 71 (82%) | 16 (18%) | 2 | 6 |
| 6 | CF | 87/87 (100%) | 60 (69%) | 27 (31%) | 0 | 1 |
| 7 | AG | 124/124 (100%) | 105 (85%) | 19 (15%) | 3 | 10 |
| 7 | CG | 124/124 (100%) | 100 (81%) | 24 (19%) | 2 | 5 |
| 8 | AH | 104/104 (100%) | 84 (81%) | 20 (19%) | 2 | 5 |
| 8 | CH | 104/104 (100%) | 84 (81%) | 20 (19%) | 2 | 5 |
| 9 | AI | 105/105 (100%) | 76 (72%) | 29 (28%) | 0 | 1 |
| 9 | CI | 105/105 (100%) | 90 (86%) | 15 (14%) | 4 | 12 |
| 10 | AJ | 86/86 (100%) | 69 (80%) | 17 (20%) | 1 | 5 |
| 10 | CJ | 86/86 (100%) | 65 (76%) | 21 (24%) | 1 | 2 |
| 11 | AK | 90/90 (100%) | 75 (83%) | 15 (17%) | 3 | 8 |
| 11 | CK | 90/90 (100%) | 73 (81%) | 17 (19%) | 2 | 6 |
| 12 | AL | 103/103 (100%) | 86 (84%) | 17 (16%) | 3 | 8 |

Continued on next page...

Continued from previous page...

| Mol | Chain | Analysed | Rotameric | Outliers | Percentiles | |
|-----|-------|----------------|-----------|----------|-------------|----|
| 12 | CL | 103/103 (100%) | 83 (81%) | 20 (19%) | 2 | 5 |
| 13 | AM | 92/92 (100%) | 76 (83%) | 16 (17%) | 2 | 7 |
| 13 | CM | 92/92 (100%) | 75 (82%) | 17 (18%) | 2 | 6 |
| 14 | AN | 79/83 (95%) | 65 (82%) | 14 (18%) | 2 | 7 |
| 14 | CN | 79/83 (95%) | 71 (90%) | 8 (10%) | 9 | 28 |
| 15 | AO | 75/76 (99%) | 63 (84%) | 12 (16%) | 3 | 9 |
| 15 | CO | 75/76 (99%) | 64 (85%) | 11 (15%) | 4 | 11 |
| 16 | AP | 65/65 (100%) | 49 (75%) | 16 (25%) | 1 | 2 |
| 16 | CP | 65/65 (100%) | 55 (85%) | 10 (15%) | 3 | 10 |
| 17 | AQ | 74/74 (100%) | 50 (68%) | 24 (32%) | 0 | 1 |
| 17 | CQ | 74/74 (100%) | 52 (70%) | 22 (30%) | 0 | 1 |
| 18 | AR | 48/48 (100%) | 37 (77%) | 11 (23%) | 1 | 3 |
| 18 | CR | 48/48 (100%) | 39 (81%) | 9 (19%) | 2 | 6 |
| 19 | AS | 70/70 (100%) | 54 (77%) | 16 (23%) | 1 | 3 |
| 19 | CS | 70/70 (100%) | 57 (81%) | 13 (19%) | 2 | 6 |
| 20 | AT | 65/65 (100%) | 51 (78%) | 14 (22%) | 1 | 4 |
| 20 | CT | 65/65 (100%) | 57 (88%) | 8 (12%) | 6 | 17 |
| 21 | AU | 44/44 (100%) | 29 (66%) | 15 (34%) | 0 | 0 |
| 21 | CU | 44/44 (100%) | 27 (61%) | 17 (39%) | 0 | 0 |
| 24 | BC | 216/216 (100%) | 189 (88%) | 27 (12%) | 6 | 17 |
| 24 | DC | 216/216 (100%) | 194 (90%) | 22 (10%) | 9 | 27 |
| 25 | BD | 164/164 (100%) | 147 (90%) | 17 (10%) | 9 | 26 |
| 25 | DD | 164/164 (100%) | 147 (90%) | 17 (10%) | 9 | 26 |
| 26 | BE | 165/165 (100%) | 138 (84%) | 27 (16%) | 3 | 8 |
| 26 | DE | 165/165 (100%) | 139 (84%) | 26 (16%) | 3 | 9 |
| 27 | BF | 148/148 (100%) | 115 (78%) | 33 (22%) | 1 | 3 |
| 27 | DF | 148/148 (100%) | 121 (82%) | 27 (18%) | 2 | 6 |
| 28 | BG | 137/137 (100%) | 120 (88%) | 17 (12%) | 6 | 17 |
| 28 | DG | 137/137 (100%) | 114 (83%) | 23 (17%) | 2 | 8 |
| 29 | BH | 114/114 (100%) | 88 (77%) | 26 (23%) | 1 | 3 |
| 29 | DH | 114/114 (100%) | 88 (77%) | 26 (23%) | 1 | 3 |

Continued on next page...

Continued from previous page...

| Mol | Chain | Analysed | Rotameric | Outliers | Percentiles | |
|-----|-------|----------------|-----------|----------|-------------|----|
| 30 | BI | 109/109 (100%) | 83 (76%) | 26 (24%) | 1 | 2 |
| 30 | DI | 109/109 (100%) | 83 (76%) | 26 (24%) | 1 | 2 |
| 31 | BJ | 116/116 (100%) | 104 (90%) | 12 (10%) | 9 | 26 |
| 31 | DJ | 116/116 (100%) | 97 (84%) | 19 (16%) | 3 | 8 |
| 32 | BK | 103/103 (100%) | 90 (87%) | 13 (13%) | 5 | 16 |
| 32 | DK | 103/103 (100%) | 92 (89%) | 11 (11%) | 8 | 24 |
| 33 | BL | 102/102 (100%) | 92 (90%) | 10 (10%) | 10 | 30 |
| 33 | DL | 102/102 (100%) | 89 (87%) | 13 (13%) | 5 | 16 |
| 34 | BM | 109/109 (100%) | 100 (92%) | 9 (8%) | 14 | 38 |
| 34 | DM | 109/109 (100%) | 97 (89%) | 12 (11%) | 8 | 23 |
| 35 | BN | 100/100 (100%) | 93 (93%) | 7 (7%) | 19 | 47 |
| 35 | DN | 100/100 (100%) | 77 (77%) | 23 (23%) | 1 | 3 |
| 36 | BO | 86/86 (100%) | 66 (77%) | 20 (23%) | 1 | 3 |
| 36 | DO | 86/86 (100%) | 69 (80%) | 17 (20%) | 1 | 5 |
| 37 | BP | 99/99 (100%) | 84 (85%) | 15 (15%) | 3 | 10 |
| 37 | DP | 99/99 (100%) | 90 (91%) | 9 (9%) | 12 | 34 |
| 38 | BQ | 89/89 (100%) | 78 (88%) | 11 (12%) | 6 | 17 |
| 38 | DQ | 89/89 (100%) | 78 (88%) | 11 (12%) | 6 | 17 |
| 39 | BR | 84/84 (100%) | 74 (88%) | 10 (12%) | 6 | 19 |
| 39 | DR | 84/84 (100%) | 79 (94%) | 5 (6%) | 24 | 57 |
| 40 | BS | 93/93 (100%) | 77 (83%) | 16 (17%) | 2 | 7 |
| 40 | DS | 93/93 (100%) | 82 (88%) | 11 (12%) | 6 | 19 |
| 41 | BT | 80/80 (100%) | 70 (88%) | 10 (12%) | 6 | 17 |
| 41 | DT | 80/80 (100%) | 69 (86%) | 11 (14%) | 4 | 13 |
| 42 | BU | 83/83 (100%) | 71 (86%) | 12 (14%) | 4 | 12 |
| 42 | DU | 83/83 (100%) | 68 (82%) | 15 (18%) | 2 | 6 |
| 43 | BV | 78/78 (100%) | 61 (78%) | 17 (22%) | 1 | 3 |
| 43 | DV | 78/78 (100%) | 65 (83%) | 13 (17%) | 3 | 8 |
| 44 | BW | 57/58 (98%) | 48 (84%) | 9 (16%) | 3 | 9 |
| 44 | DW | 56/58 (97%) | 48 (86%) | 8 (14%) | 4 | 12 |
| 45 | BX | 67/67 (100%) | 59 (88%) | 8 (12%) | 6 | 19 |

Continued on next page...

Continued from previous page...

| Mol | Chain | Analysed | Rotameric | Outliers | Percentiles | |
|-----|-------|-----------------|------------|------------|-------------|----|
| 45 | DX | 67/67 (100%) | 57 (85%) | 10 (15%) | 4 | 11 |
| 46 | BY | 55/55 (100%) | 49 (89%) | 6 (11%) | 8 | 23 |
| 46 | DY | 55/55 (100%) | 42 (76%) | 13 (24%) | 1 | 2 |
| 47 | BZ | 48/48 (100%) | 43 (90%) | 5 (10%) | 9 | 26 |
| 47 | DZ | 48/48 (100%) | 38 (79%) | 10 (21%) | 1 | 4 |
| 48 | B0 | 47/47 (100%) | 43 (92%) | 4 (8%) | 13 | 37 |
| 48 | D0 | 47/47 (100%) | 42 (89%) | 5 (11%) | 8 | 25 |
| 49 | B1 | 45/45 (100%) | 42 (93%) | 3 (7%) | 20 | 50 |
| 49 | D1 | 45/45 (100%) | 38 (84%) | 7 (16%) | 3 | 10 |
| 50 | B2 | 38/38 (100%) | 34 (90%) | 4 (10%) | 8 | 25 |
| 50 | D2 | 38/38 (100%) | 32 (84%) | 6 (16%) | 3 | 9 |
| 51 | B3 | 51/51 (100%) | 45 (88%) | 6 (12%) | 6 | 19 |
| 51 | D3 | 51/51 (100%) | 46 (90%) | 5 (10%) | 10 | 30 |
| 52 | B4 | 34/34 (100%) | 32 (94%) | 2 (6%) | 24 | 58 |
| 52 | D4 | 34/34 (100%) | 28 (82%) | 6 (18%) | 2 | 7 |
| 53 | B5 | 61/180 (34%) | 47 (77%) | 14 (23%) | 1 | 3 |
| All | All | 9386/9518 (99%) | 7782 (83%) | 1604 (17%) | 2 | 7 |

5 of 1604 residues with a non-rotameric sidechain are listed below:

| Mol | Chain | Res | Type |
|-----|-------|-----|------|
| 42 | BU | 29 | LEU |
| 4 | CD | 142 | VAL |
| 39 | DR | 58 | VAL |
| 43 | BV | 90 | ASP |
| 2 | CB | 23 | TRP |

Some sidechains can be flipped to improve hydrogen bonding and reduce clashes. 5 of 51 such sidechains are listed below:

| Mol | Chain | Res | Type |
|-----|-------|-----|------|
| 4 | CD | 136 | GLN |
| 14 | CN | 66 | GLN |
| 48 | D0 | 19 | HIS |
| 7 | CG | 97 | ASN |
| 15 | CO | 42 | HIS |

5.3.3 RNA ⓘ

| Mol | Chain | Analysed | Backbone Outliers | Pucker Outliers |
|-----|-------|-----------------|-------------------|-----------------|
| 1 | AA | 1537/1539 (99%) | 327 (21%) | 10 (0%) |
| 1 | CA | 1538/1539 (99%) | 330 (21%) | 8 (0%) |
| 22 | BA | 2896/2903 (99%) | 569 (19%) | 27 (0%) |
| 22 | DA | 2895/2903 (99%) | 685 (23%) | 30 (1%) |
| 23 | BB | 118/119 (99%) | 17 (14%) | 0 |
| 23 | DB | 117/119 (98%) | 20 (17%) | 0 |
| All | All | 9101/9122 (99%) | 1948 (21%) | 75 (0%) |

5 of 1948 RNA backbone outliers are listed below:

| Mol | Chain | Res | Type |
|-----|-------|-----|------|
| 1 | AA | 4 | U |
| 1 | AA | 5 | U |
| 1 | AA | 8 | A |
| 1 | AA | 9 | G |
| 1 | AA | 13 | U |

5 of 75 RNA pucker outliers are listed below:

| Mol | Chain | Res | Type |
|-----|-------|------|------|
| 22 | BA | 2326 | C |
| 1 | CA | 484 | G |
| 22 | DA | 2307 | G |
| 22 | BA | 2585 | U |
| 1 | CA | 115 | G |

5.4 Non-standard residues in protein, DNA, RNA chains ⓘ

There are no non-standard protein/DNA/RNA residues in this entry.

5.5 Carbohydrates ⓘ

There are no carbohydrates in this entry.

5.6 Ligand geometry ⓘ

Of 501 ligands modelled in this entry, 499 are monoatomic - leaving 2 for Mogul analysis.

In the following table, the Counts columns list the number of bonds (or angles) for which Mogul statistics could be retrieved, the number of bonds (or angles) that are observed in the model and the number of bonds (or angles) that are defined in the chemical component dictionary. The Link column lists molecule types, if any, to which the group is linked. The Z score for a bond length (or angle) is the number of standard deviations the observed value is removed from the expected value. A bond length (or angle) with $|Z| > 2$ is considered an outlier worth inspection. RMSZ is the root-mean-square of all Z scores of the bond lengths (or angles).

| Mol | Type | Chain | Res | Link | Bond lengths | | | Bond angles | | |
|-----|------|-------|------|------|--------------|------|----------|-------------|------|----------|
| | | | | | Counts | RMSZ | # Z > 2 | Counts | RMSZ | # Z > 2 |
| 55 | DOL | BA | 3001 | - | 43,50,50 | 3.15 | 17 (39%) | 50,70,70 | 3.33 | 16 (32%) |
| 55 | DOL | DA | 3001 | - | 43,50,50 | 3.23 | 14 (32%) | 50,70,70 | 3.14 | 11 (22%) |

In the following table, the Chirals column lists the number of chiral outliers, the number of chiral centers analysed, the number of these observed in the model and the number defined in the chemical component dictionary. Similar counts are reported in the Torsion and Rings columns. '-' means no outliers of that kind were identified.

| Mol | Type | Chain | Res | Link | Chirals | Torsions | Rings |
|-----|------|-------|------|------|---------|------------|---------|
| 55 | DOL | BA | 3001 | - | - | 0/58/77/77 | 0/1/3/3 |
| 55 | DOL | DA | 3001 | - | - | 0/58/77/77 | 0/1/3/3 |

The worst 5 of 31 bond length outliers are listed below:

| Mol | Chain | Res | Type | Atoms | Z | Observed(Å) | Ideal(Å) |
|-----|-------|------|------|---------|-------|-------------|----------|
| 55 | BA | 3001 | DOL | C1-C2 | -8.02 | 1.43 | 1.55 |
| 55 | DA | 3001 | DOL | C1-C2 | -6.85 | 1.44 | 1.55 |
| 55 | BA | 3001 | DOL | C16-C17 | -3.45 | 1.48 | 1.54 |
| 55 | BA | 3001 | DOL | O36-C32 | -3.44 | 1.39 | 1.44 |
| 55 | DA | 3001 | DOL | O18-C17 | -3.15 | 1.37 | 1.43 |

The worst 5 of 27 bond angle outliers are listed below:

| Mol | Chain | Res | Type | Atoms | Z | Observed(°) | Ideal(°) |
|-----|-------|------|------|-------------|--------|-------------|----------|
| 55 | DA | 3001 | DOL | O40-S39-O41 | -18.28 | 100.41 | 117.98 |
| 55 | BA | 3001 | DOL | O40-S39-O41 | -13.54 | 104.96 | 117.98 |
| 55 | BA | 3001 | DOL | C24-N25-C26 | -6.25 | 114.69 | 121.76 |
| 55 | DA | 3001 | DOL | C4-N5-C1 | -5.68 | 106.19 | 112.39 |
| 55 | BA | 3001 | DOL | O7-C6-N5 | -4.43 | 115.41 | 121.52 |

There are no chirality outliers.

There are no torsion outliers.

There are no ring outliers.

2 monomers are involved in 38 short contacts:

| Mol | Chain | Res | Type | Clashes | Symm-Clashes |
|-----|-------|------|------|---------|--------------|
| 55 | BA | 3001 | DOL | 11 | 0 |
| 55 | DA | 3001 | DOL | 27 | 0 |

5.7 Other polymers [i](#)

There are no such residues in this entry.

5.8 Polymer linkage issues [i](#)

There are no chain breaks in this entry.

6 Fit of model and data ⓘ

6.1 Protein, DNA and RNA chains ⓘ

In the following table, the column labelled ‘#RSRZ> 2’ contains the number (and percentage) of RSRZ outliers, followed by percent RSRZ outliers for the chain as percentile scores relative to all X-ray entries and entries of similar resolution. The OWAB column contains the minimum, median, 95th percentile and maximum values of the occupancy-weighted average B-factor per residue. The column labelled ‘Q< 0.9’ lists the number of (and percentage) of residues with an average occupancy less than 0.9.

| Mol | Chain | Analysed | <RSRZ> | #RSRZ>2 | OWAB(Å ²) | Q<0.9 |
|-----|-------|------------------|--------|----------------|-----------------------|-------|
| 1 | AA | 1538/1539 (99%) | -0.08 | 30 (1%) 68 64 | 11, 51, 132, 183 | 0 |
| 1 | CA | 1539/1539 (100%) | 0.34 | 113 (7%) 18 12 | 24, 70, 147, 178 | 0 |
| 2 | AB | 218/218 (100%) | 1.04 | 37 (16%) 2 1 | 40, 75, 101, 117 | 0 |
| 2 | CB | 218/218 (100%) | 1.10 | 47 (21%) 1 0 | 60, 88, 108, 123 | 0 |
| 3 | AC | 206/206 (100%) | 0.17 | 7 (3%) 49 41 | 37, 58, 80, 95 | 0 |
| 3 | CC | 206/206 (100%) | 1.00 | 35 (16%) 2 1 | 55, 80, 98, 108 | 0 |
| 4 | AD | 205/205 (100%) | 0.30 | 9 (4%) 38 32 | 33, 57, 80, 100 | 0 |
| 4 | CD | 205/205 (100%) | -0.07 | 6 (2%) 55 49 | 15, 36, 60, 84 | 0 |
| 5 | AE | 150/150 (100%) | 0.16 | 4 (2%) 58 52 | 29, 48, 78, 94 | 0 |
| 5 | CE | 150/150 (100%) | 0.28 | 7 (4%) 35 29 | 27, 53, 83, 104 | 0 |
| 6 | AF | 100/100 (100%) | 0.49 | 10 (10%) 9 5 | 35, 56, 75, 79 | 0 |
| 6 | CF | 100/100 (100%) | 0.56 | 8 (8%) 15 10 | 43, 73, 92, 104 | 0 |
| 7 | AG | 151/151 (100%) | 0.80 | 17 (11%) 7 4 | 54, 76, 92, 100 | 0 |
| 7 | CG | 151/151 (100%) | 2.76 | 88 (58%) 0 0 | 82, 106, 115, 119 | 0 |
| 8 | AH | 129/129 (100%) | 0.03 | 2 (1%) 74 72 | 29, 48, 68, 79 | 0 |
| 8 | CH | 129/129 (100%) | 0.27 | 4 (3%) 52 45 | 48, 64, 81, 96 | 0 |
| 9 | AI | 127/127 (100%) | 1.11 | 24 (18%) 2 1 | 45, 75, 98, 107 | 0 |
| 9 | CI | 127/127 (100%) | 1.77 | 44 (34%) 0 0 | 81, 97, 114, 121 | 0 |
| 10 | AJ | 98/98 (100%) | 0.84 | 17 (17%) 2 1 | 41, 68, 88, 116 | 0 |
| 10 | CJ | 98/98 (100%) | 2.61 | 52 (53%) 0 0 | 73, 98, 115, 124 | 0 |
| 11 | AK | 117/117 (100%) | 0.46 | 12 (10%) 9 5 | 28, 62, 92, 120 | 0 |
| 11 | CK | 117/117 (100%) | 0.34 | 5 (4%) 39 32 | 36, 68, 82, 90 | 0 |
| 12 | AL | 123/123 (100%) | 0.06 | 4 (3%) 50 42 | 20, 35, 65, 97 | 0 |
| 12 | CL | 123/123 (100%) | 0.34 | 7 (5%) 27 21 | 33, 50, 75, 96 | 0 |

Continued on next page...

Continued from previous page...

| Mol | Chain | Analysed | <RSRZ> | #RSRZ>2 | OWAB(Å ²) | Q<0.9 |
|-----|-------|-----------------|--------|----------------|-----------------------|-------|
| 13 | AM | 114/114 (100%) | 1.17 | 25 (21%) 1 0 | 49, 72, 93, 104 | 0 |
| 13 | CM | 114/114 (100%) | 3.79 | 91 (79%) 0 0 | 94, 115, 124, 126 | 0 |
| 14 | AN | 96/100 (96%) | 0.74 | 11 (11%) 6 4 | 41, 62, 96, 105 | 0 |
| 14 | CN | 96/100 (96%) | 2.39 | 51 (53%) 0 0 | 71, 97, 116, 123 | 0 |
| 15 | AO | 88/88 (100%) | 0.20 | 3 (3%) 49 41 | 31, 48, 65, 90 | 0 |
| 15 | CO | 88/88 (100%) | 0.39 | 6 (6%) 20 14 | 38, 65, 80, 103 | 0 |
| 16 | AP | 82/82 (100%) | 0.34 | 4 (4%) 33 27 | 35, 48, 84, 109 | 0 |
| 16 | CP | 82/82 (100%) | 0.64 | 7 (8%) 13 8 | 45, 62, 92, 113 | 0 |
| 17 | AQ | 80/80 (100%) | 0.47 | 4 (5%) 32 26 | 28, 49, 75, 110 | 0 |
| 17 | CQ | 80/80 (100%) | 1.25 | 19 (23%) 1 0 | 43, 79, 98, 100 | 0 |
| 18 | AR | 55/55 (100%) | 0.69 | 8 (14%) 3 2 | 42, 55, 78, 101 | 0 |
| 18 | CR | 55/55 (100%) | 0.49 | 7 (12%) 5 3 | 36, 55, 78, 109 | 0 |
| 19 | AS | 79/79 (100%) | 1.34 | 25 (31%) 1 0 | 56, 72, 89, 97 | 0 |
| 19 | CS | 79/79 (100%) | 3.45 | 56 (70%) 0 0 | 98, 115, 124, 129 | 0 |
| 20 | AT | 85/85 (100%) | 0.47 | 7 (8%) 14 9 | 36, 48, 70, 95 | 0 |
| 20 | CT | 85/85 (100%) | 1.57 | 25 (29%) 1 0 | 54, 78, 96, 101 | 0 |
| 21 | AU | 51/51 (100%) | 1.46 | 16 (31%) 1 0 | 44, 76, 97, 105 | 0 |
| 21 | CU | 51/51 (100%) | 0.66 | 4 (7%) 16 10 | 45, 71, 100, 103 | 0 |
| 22 | BA | 2897/2903 (99%) | 0.07 | 135 (4%) 35 29 | 1, 14, 129, 195 | 0 |
| 22 | DA | 2897/2903 (99%) | 0.58 | 206 (7%) 19 13 | 41, 85, 148, 181 | 0 |
| 23 | BB | 119/119 (100%) | -0.35 | 0 100 100 | 2, 23, 50, 80 | 0 |
| 23 | DB | 118/119 (99%) | 0.77 | 12 (10%) 9 5 | 69, 115, 134, 143 | 0 |
| 24 | BC | 271/271 (100%) | -0.33 | 3 (1%) 82 80 | 2, 20, 37, 55 | 0 |
| 24 | DC | 271/271 (100%) | 0.47 | 14 (5%) 31 24 | 47, 64, 77, 96 | 0 |
| 25 | BD | 209/209 (100%) | -0.44 | 0 100 100 | 0, 10, 36, 65 | 0 |
| 25 | DD | 209/209 (100%) | 0.77 | 32 (15%) 3 1 | 53, 72, 88, 96 | 0 |
| 26 | BE | 201/201 (100%) | -0.37 | 0 100 100 | 2, 24, 55, 88 | 0 |
| 26 | DE | 201/201 (100%) | 1.43 | 52 (25%) 1 0 | 53, 90, 107, 114 | 0 |
| 27 | BF | 177/177 (100%) | 0.23 | 14 (7%) 15 10 | 23, 44, 76, 90 | 0 |
| 27 | DF | 177/177 (100%) | 3.15 | 121 (68%) 0 0 | 97, 114, 126, 131 | 0 |
| 28 | BG | 176/176 (100%) | -0.28 | 2 (1%) 82 80 | 16, 36, 57, 72 | 0 |

Continued on next page...

Continued from previous page...

| Mol | Chain | Analysed | <RSRZ> | #RSRZ>2 | OWAB(Å ²) | Q<0.9 |
|-----|-------|----------------|--------|---------------|-----------------------|-------|
| 28 | DG | 176/176 (100%) | 2.21 | 88 (50%) 0 0 | 77, 96, 111, 121 | 0 |
| 29 | BH | 149/149 (100%) | 2.75 | 74 (49%) 0 0 | 25, 102, 121, 129 | 0 |
| 29 | DH | 149/149 (100%) | 1.30 | 36 (24%) 1 0 | 25, 92, 107, 115 | 0 |
| 30 | BI | 141/141 (100%) | 3.87 | 97 (68%) 0 0 | 90, 117, 127, 134 | 0 |
| 30 | DI | 141/141 (100%) | 5.73 | 131 (92%) 0 0 | 105, 126, 137, 143 | 0 |
| 31 | BJ | 142/142 (100%) | -0.37 | 0 100 100 | 1, 6, 23, 36 | 0 |
| 31 | DJ | 142/142 (100%) | 0.57 | 11 (7%) 16 11 | 52, 69, 83, 91 | 0 |
| 32 | BK | 122/122 (100%) | -0.35 | 0 100 100 | 3, 12, 31, 62 | 0 |
| 32 | DK | 122/122 (100%) | 0.54 | 10 (8%) 14 9 | 48, 66, 84, 96 | 0 |
| 33 | BL | 143/143 (100%) | -0.32 | 0 100 100 | 1, 19, 43, 65 | 0 |
| 33 | DL | 143/143 (100%) | 1.73 | 54 (37%) 0 0 | 46, 87, 99, 115 | 0 |
| 34 | BM | 136/136 (100%) | -0.45 | 0 100 100 | 1, 10, 30, 83 | 0 |
| 34 | DM | 136/136 (100%) | 0.64 | 15 (11%) 7 4 | 42, 71, 86, 100 | 0 |
| 35 | BN | 120/120 (100%) | -0.42 | 0 100 100 | 3, 8, 18, 63 | 0 |
| 35 | DN | 120/120 (100%) | 1.01 | 22 (18%) 2 1 | 59, 79, 94, 112 | 0 |
| 36 | BO | 116/116 (100%) | -0.31 | 0 100 100 | 14, 26, 45, 55 | 0 |
| 36 | DO | 116/116 (100%) | 2.13 | 59 (50%) 0 0 | 86, 100, 111, 118 | 0 |
| 37 | BP | 114/114 (100%) | -0.35 | 2 (1%) 71 68 | 8, 17, 41, 72 | 0 |
| 37 | DP | 114/114 (100%) | 1.00 | 19 (16%) 2 1 | 61, 75, 86, 95 | 0 |
| 38 | BQ | 117/117 (100%) | -0.30 | 0 100 100 | 0, 3, 13, 34 | 0 |
| 38 | DQ | 117/117 (100%) | 1.04 | 20 (17%) 2 1 | 57, 71, 80, 89 | 0 |
| 39 | BR | 103/103 (100%) | -0.38 | 0 100 100 | 1, 13, 30, 58 | 0 |
| 39 | DR | 103/103 (100%) | 1.55 | 33 (32%) 1 0 | 58, 81, 94, 104 | 0 |
| 40 | BS | 110/110 (100%) | -0.42 | 0 100 100 | 2, 5, 24, 66 | 0 |
| 40 | DS | 110/110 (100%) | 1.21 | 25 (22%) 1 0 | 62, 80, 95, 106 | 0 |
| 41 | BT | 93/93 (100%) | 0.08 | 4 (4%) 39 32 | 9, 26, 68, 100 | 0 |
| 41 | DT | 93/93 (100%) | 2.12 | 48 (51%) 0 0 | 73, 92, 106, 115 | 0 |
| 42 | BU | 102/102 (100%) | 0.24 | 11 (10%) 8 4 | 12, 29, 63, 79 | 0 |
| 42 | DU | 102/102 (100%) | 2.81 | 60 (58%) 0 0 | 78, 96, 110, 122 | 0 |
| 43 | BV | 94/94 (100%) | -0.37 | 0 100 100 | 5, 21, 43, 55 | 0 |
| 43 | DV | 94/94 (100%) | 1.19 | 23 (24%) 1 0 | 74, 88, 99, 106 | 0 |

Continued on next page...

Continued from previous page...

| Mol | Chain | Analysed | <RSRZ> | #RSRZ>2 | OWAB(Å ²) | Q<0.9 |
|-----|-------|-------------------|--------|----------------|-----------------------|-------|
| 44 | BW | 76/76 (100%) | -0.34 | 1 (1%) 79 78 | 5, 12, 30, 57 | 0 |
| 44 | DW | 75/76 (98%) | 1.44 | 22 (29%) 1 0 | 58, 83, 92, 105 | 0 |
| 45 | BX | 77/77 (100%) | -0.31 | 0 100 100 | 8, 22, 51, 68 | 0 |
| 45 | DX | 77/77 (100%) | 1.04 | 16 (20%) 1 1 | 50, 72, 87, 92 | 0 |
| 46 | BY | 63/63 (100%) | 0.23 | 3 (4%) 34 28 | 24, 41, 73, 95 | 0 |
| 46 | DY | 63/63 (100%) | 2.08 | 34 (53%) 0 0 | 82, 99, 107, 110 | 0 |
| 47 | BZ | 58/58 (100%) | -0.32 | 0 100 100 | 2, 9, 29, 35 | 0 |
| 47 | DZ | 58/58 (100%) | 0.81 | 7 (12%) 6 3 | 60, 74, 85, 103 | 0 |
| 48 | B0 | 56/56 (100%) | -0.48 | 0 100 100 | 1, 10, 35, 60 | 0 |
| 48 | D0 | 56/56 (100%) | 1.44 | 15 (26%) 1 0 | 52, 83, 98, 105 | 0 |
| 49 | B1 | 50/50 (100%) | -0.19 | 0 100 100 | 15, 27, 51, 58 | 0 |
| 49 | D1 | 50/50 (100%) | 2.10 | 25 (50%) 0 0 | 74, 90, 95, 105 | 0 |
| 50 | B2 | 46/46 (100%) | -0.33 | 1 (2%) 65 60 | 5, 9, 16, 79 | 0 |
| 50 | D2 | 46/46 (100%) | 1.25 | 11 (23%) 1 0 | 58, 72, 87, 102 | 0 |
| 51 | B3 | 64/64 (100%) | -0.39 | 0 100 100 | 4, 10, 20, 29 | 0 |
| 51 | D3 | 64/64 (100%) | 1.46 | 17 (26%) 1 0 | 62, 75, 84, 95 | 0 |
| 52 | B4 | 38/38 (100%) | -0.08 | 1 (2%) 59 54 | 8, 19, 34, 54 | 0 |
| 52 | D4 | 38/38 (100%) | 2.57 | 20 (52%) 0 0 | 64, 79, 90, 100 | 0 |
| 53 | B5 | 191/228 (83%) | 6.38 | 188 (98%) 0 0 | 100, 122, 133, 142 | 0 |
| All | All | 20734/20794 (99%) | 0.63 | 2752 (13%) 4 2 | 0, 64, 125, 195 | 0 |

The worst 5 of 2752 RSRZ outliers are listed below:

| Mol | Chain | Res | Type | RSRZ |
|-----|-------|-----|------|------|
| 53 | B5 | 218 | THR | 28.7 |
| 53 | B5 | 140 | ASN | 22.1 |
| 29 | BH | 130 | VAL | 18.4 |
| 30 | BI | 53 | LEU | 17.6 |
| 10 | AJ | 102 | LEU | 17.5 |

6.2 Non-standard residues in protein, DNA, RNA chains [i](#)

There are no non-standard protein/DNA/RNA residues in this entry.

6.3 Carbohydrates ⓘ

There are no carbohydrates in this entry.

6.4 Ligands ⓘ

In the following table, the Atoms column lists the number of modelled atoms in the group and the number defined in the chemical component dictionary. LLDF column lists the quality of electron density of the group with respect to its neighbouring residues in protein, DNA or RNA chains. The B-factors column lists the minimum, median, 95th percentile and maximum values of B factors of atoms in the group. The column labelled 'Q< 0.9' lists the number of atoms with occupancy less than 0.9.

| Mol | Type | Chain | Res | Atoms | RSCC | RSR | LLDF | B-factors(Å ²) | Q<0.9 |
|-----|------|-------|------|-------|------|------|-------|----------------------------|-------|
| 54 | MG | AA | 1668 | 1/1 | 0.72 | 0.90 | 26.43 | 54,54,54,54 | 0 |
| 54 | MG | BA | 3139 | 1/1 | 0.98 | 0.36 | 21.89 | 0,0,0,0 | 0 |
| 54 | MG | BA | 3178 | 1/1 | 0.91 | 0.47 | 21.31 | 27,27,27,27 | 0 |
| 54 | MG | BA | 3195 | 1/1 | 0.91 | 0.57 | 20.73 | 31,31,31,31 | 0 |
| 54 | MG | BA | 3042 | 1/1 | 0.89 | 0.34 | 19.16 | 2,2,2,2 | 0 |
| 54 | MG | AA | 1634 | 1/1 | 0.94 | 0.43 | 17.52 | 73,73,73,73 | 0 |
| 54 | MG | DA | 3028 | 1/1 | 0.60 | 1.16 | 14.08 | 104,104,104,104 | 0 |
| 54 | MG | DA | 3161 | 1/1 | 0.86 | 0.30 | 13.23 | 46,46,46,46 | 0 |
| 54 | MG | AA | 1669 | 1/1 | 0.71 | 0.29 | 12.48 | 45,45,45,45 | 0 |
| 54 | MG | BA | 3085 | 1/1 | 0.81 | 0.22 | 10.82 | 29,29,29,29 | 0 |
| 54 | MG | DA | 3113 | 1/1 | 0.68 | 0.57 | 10.81 | 72,72,72,72 | 0 |
| 54 | MG | DA | 3137 | 1/1 | 0.61 | 0.48 | 9.79 | 52,52,52,52 | 0 |
| 54 | MG | DA | 3003 | 1/1 | 0.48 | 0.63 | 9.60 | 101,101,101,101 | 0 |
| 54 | MG | AA | 1661 | 1/1 | 0.75 | 0.37 | 8.87 | 55,55,55,55 | 0 |
| 54 | MG | BA | 3137 | 1/1 | 0.88 | 0.36 | 8.82 | 46,46,46,46 | 0 |
| 54 | MG | AA | 1629 | 1/1 | 0.94 | 0.27 | 8.07 | 79,79,79,79 | 0 |
| 54 | MG | DA | 3116 | 1/1 | 0.84 | 0.32 | 7.48 | 72,72,72,72 | 0 |
| 54 | MG | AA | 1653 | 1/1 | 0.94 | 0.24 | 6.75 | 47,47,47,47 | 0 |
| 54 | MG | BA | 3075 | 1/1 | 0.89 | 0.22 | 6.48 | 35,35,35,35 | 0 |
| 54 | MG | CA | 1612 | 1/1 | 0.95 | 0.20 | 5.98 | 46,46,46,46 | 0 |
| 54 | MG | DA | 3027 | 1/1 | 0.76 | 0.33 | 5.93 | 97,97,97,97 | 0 |
| 54 | MG | BA | 3169 | 1/1 | 0.93 | 0.16 | 5.77 | 29,29,29,29 | 0 |
| 54 | MG | BA | 3049 | 1/1 | 0.72 | 0.17 | 5.70 | 50,50,50,50 | 0 |
| 54 | MG | BA | 3177 | 1/1 | 0.98 | 0.18 | 5.21 | 12,12,12,12 | 0 |
| 54 | MG | DA | 3072 | 1/1 | 0.79 | 0.29 | 5.12 | 86,86,86,86 | 0 |
| 54 | MG | CA | 1626 | 1/1 | 0.84 | 0.20 | 4.88 | 54,54,54,54 | 0 |
| 54 | MG | DA | 3093 | 1/1 | 0.68 | 0.36 | 4.83 | 94,94,94,94 | 0 |
| 54 | MG | BA | 3158 | 1/1 | 0.97 | 0.25 | 4.83 | 22,22,22,22 | 0 |
| 54 | MG | AA | 1621 | 1/1 | 0.98 | 0.17 | 4.62 | 19,19,19,19 | 0 |

Continued on next page...

Continued from previous page...

| Mol | Type | Chain | Res | Atoms | RSCC | RSR | LLDF | B-factors(\AA^2) | Q<0.9 |
|-----|------|-------|------|-------|------|------|------|-----------------------------|-------|
| 54 | MG | DA | 3071 | 1/1 | 0.67 | 0.22 | 4.28 | 87,87,87,87 | 0 |
| 55 | DOL | DA | 3001 | 48/48 | 0.88 | 0.32 | 3.93 | 28,49,62,81 | 0 |
| 55 | DOL | BA | 3001 | 48/48 | 0.96 | 0.20 | 3.76 | 1,7,30,58 | 0 |
| 54 | MG | DA | 3110 | 1/1 | 0.92 | 0.24 | 3.14 | 39,39,39,39 | 0 |
| 54 | MG | BA | 3131 | 1/1 | 0.98 | 0.24 | 2.76 | 1,1,1,1 | 0 |
| 54 | MG | BA | 3107 | 1/1 | 0.97 | 0.19 | 2.74 | 0,0,0,0 | 0 |
| 54 | MG | CA | 1617 | 1/1 | 0.79 | 0.19 | 2.72 | 57,57,57,57 | 0 |
| 54 | MG | BA | 3013 | 1/1 | 0.96 | 0.22 | 2.57 | 0,0,0,0 | 0 |
| 54 | MG | BA | 3110 | 1/1 | 0.97 | 0.20 | 2.56 | 4,4,4,4 | 0 |
| 54 | MG | BA | 3146 | 1/1 | 0.87 | 0.18 | 2.50 | 32,32,32,32 | 0 |
| 54 | MG | AA | 1622 | 1/1 | 0.86 | 0.18 | 2.50 | 50,50,50,50 | 0 |
| 54 | MG | DA | 3097 | 1/1 | 0.95 | 0.21 | 1.98 | 87,87,87,87 | 0 |
| 54 | MG | BA | 3055 | 1/1 | 0.97 | 0.18 | 1.94 | 0,0,0,0 | 0 |
| 54 | MG | BA | 3106 | 1/1 | 0.97 | 0.18 | 1.91 | 5,5,5,5 | 0 |
| 54 | MG | DA | 3094 | 1/1 | 0.89 | 0.30 | 1.77 | 87,87,87,87 | 0 |
| 54 | MG | DA | 3150 | 1/1 | 0.88 | 0.27 | 1.74 | 50,50,50,50 | 0 |
| 54 | MG | BA | 3065 | 1/1 | 0.99 | 0.17 | 1.72 | 1,1,1,1 | 0 |
| 54 | MG | BA | 3152 | 1/1 | 0.94 | 0.18 | 1.67 | 12,12,12,12 | 0 |
| 54 | MG | AA | 1628 | 1/1 | 0.92 | 0.24 | 1.64 | 59,59,59,59 | 0 |
| 54 | MG | DA | 3025 | 1/1 | 0.88 | 0.23 | 1.59 | 68,68,68,68 | 0 |
| 54 | MG | DA | 3032 | 1/1 | 0.84 | 0.23 | 1.56 | 71,71,71,71 | 0 |
| 54 | MG | CA | 1635 | 1/1 | 0.73 | 0.35 | 1.53 | 122,122,122,122 | 0 |
| 54 | MG | BA | 3183 | 1/1 | 0.95 | 0.16 | 1.46 | 19,19,19,19 | 0 |
| 54 | MG | DA | 3132 | 1/1 | 0.80 | 0.25 | 1.28 | 64,64,64,64 | 0 |
| 54 | MG | BA | 3151 | 1/1 | 0.93 | 0.20 | 1.28 | 12,12,12,12 | 0 |
| 54 | MG | BA | 3136 | 1/1 | 0.93 | 0.17 | 1.09 | 24,24,24,24 | 0 |
| 54 | MG | CA | 1646 | 1/1 | 0.87 | 0.40 | 0.87 | 97,97,97,97 | 0 |
| 54 | MG | DA | 3105 | 1/1 | 0.92 | 0.21 | 0.83 | 81,81,81,81 | 0 |
| 54 | MG | DA | 3019 | 1/1 | 0.44 | 0.32 | 0.80 | 109,109,109,109 | 0 |
| 54 | MG | BA | 3018 | 1/1 | 0.97 | 0.19 | 0.76 | 0,0,0,0 | 0 |
| 54 | MG | DA | 3115 | 1/1 | 0.91 | 0.33 | 0.76 | 113,113,113,113 | 0 |
| 54 | MG | CA | 1615 | 1/1 | 0.56 | 0.18 | 0.76 | 52,52,52,52 | 0 |
| 54 | MG | BA | 3186 | 1/1 | 0.97 | 0.20 | 0.73 | 14,14,14,14 | 0 |
| 54 | MG | BA | 3187 | 1/1 | 0.97 | 0.14 | 0.64 | 30,30,30,30 | 0 |
| 54 | MG | CA | 1622 | 1/1 | 0.94 | 0.16 | 0.50 | 46,46,46,46 | 0 |
| 54 | MG | BA | 3109 | 1/1 | 0.99 | 0.16 | 0.44 | 6,6,6,6 | 0 |
| 54 | MG | DA | 3130 | 1/1 | 0.86 | 0.24 | 0.34 | 80,80,80,80 | 0 |
| 54 | MG | DA | 3156 | 1/1 | 0.90 | 0.19 | 0.33 | 57,57,57,57 | 0 |
| 54 | MG | CA | 1630 | 1/1 | 0.66 | 0.35 | 0.07 | 120,120,120,120 | 0 |
| 54 | MG | BA | 3113 | 1/1 | 0.94 | 0.15 | 0.07 | 39,39,39,39 | 0 |
| 54 | MG | BA | 3025 | 1/1 | 0.98 | 0.17 | 0.07 | 2,2,2,2 | 0 |
| 54 | MG | BA | 3038 | 1/1 | 0.95 | 0.16 | 0.07 | 31,31,31,31 | 0 |

Continued on next page...

Continued from previous page...

| Mol | Type | Chain | Res | Atoms | RSCC | RSR | LLDF | B-factors(\AA^2) | Q<0.9 |
|-----|------|-------|------|-------|------|------|-------|-----------------------------|-------|
| 54 | MG | CA | 1632 | 1/1 | 0.75 | 0.16 | 0.07 | 79,79,79,79 | 0 |
| 54 | MG | BA | 3057 | 1/1 | 0.84 | 0.20 | -0.04 | 68,68,68,68 | 0 |
| 54 | MG | AA | 1631 | 1/1 | 0.89 | 0.14 | -0.05 | 52,52,52,52 | 0 |
| 54 | MG | DA | 3009 | 1/1 | 0.68 | 0.20 | -0.05 | 91,91,91,91 | 0 |
| 54 | MG | DA | 3078 | 1/1 | 0.65 | 0.21 | -0.19 | 110,110,110,110 | 0 |
| 54 | MG | BA | 3132 | 1/1 | 0.97 | 0.17 | -0.19 | 27,27,27,27 | 0 |
| 54 | MG | DA | 3120 | 1/1 | 0.85 | 0.18 | -0.20 | 81,81,81,81 | 0 |
| 54 | MG | DA | 3106 | 1/1 | 0.73 | 0.19 | -0.23 | 49,49,49,49 | 0 |
| 54 | MG | DA | 3124 | 1/1 | 0.83 | 0.18 | -0.25 | 87,87,87,87 | 0 |
| 54 | MG | DA | 3024 | 1/1 | 0.90 | 0.19 | -0.29 | 46,46,46,46 | 0 |
| 54 | MG | DA | 3098 | 1/1 | 0.81 | 0.19 | -0.33 | 60,60,60,60 | 0 |
| 54 | MG | DA | 3108 | 1/1 | 0.92 | 0.19 | -0.37 | 61,61,61,61 | 0 |
| 54 | MG | BA | 3133 | 1/1 | 0.96 | 0.20 | -0.39 | 39,39,39,39 | 0 |
| 54 | MG | DA | 3036 | 1/1 | 0.94 | 0.17 | -0.42 | 62,62,62,62 | 0 |
| 54 | MG | DA | 3069 | 1/1 | 0.93 | 0.17 | -0.44 | 80,80,80,80 | 0 |
| 54 | MG | CA | 1614 | 1/1 | 0.78 | 0.12 | -0.47 | 49,49,49,49 | 0 |
| 54 | MG | DA | 3063 | 1/1 | 0.94 | 0.17 | -0.50 | 50,50,50,50 | 0 |
| 54 | MG | AN | 201 | 1/1 | 0.94 | 0.19 | -0.50 | 62,62,62,62 | 0 |
| 54 | MG | DA | 3136 | 1/1 | 0.68 | 0.18 | -0.67 | 94,94,94,94 | 0 |
| 54 | MG | BA | 3174 | 1/1 | 0.95 | 0.12 | -0.76 | 14,14,14,14 | 0 |
| 54 | MG | BA | 3150 | 1/1 | 0.94 | 0.14 | -0.88 | 29,29,29,29 | 0 |
| 54 | MG | CA | 1640 | 1/1 | 0.95 | 0.13 | -0.98 | 27,27,27,27 | 0 |
| 54 | MG | BA | 3111 | 1/1 | 0.99 | 0.15 | -1.07 | 4,4,4,4 | 0 |
| 54 | MG | BA | 3103 | 1/1 | 0.93 | 0.16 | -1.09 | 0,0,0,0 | 0 |
| 54 | MG | DA | 3080 | 1/1 | 0.82 | 0.19 | -1.12 | 96,96,96,96 | 0 |
| 54 | MG | BA | 3185 | 1/1 | 0.98 | 0.11 | -1.17 | 13,13,13,13 | 0 |
| 54 | MG | BA | 3117 | 1/1 | 0.99 | 0.16 | -1.22 | 2,2,2,2 | 0 |
| 54 | MG | AA | 1607 | 1/1 | 0.90 | 0.05 | -1.24 | 54,54,54,54 | 0 |
| 54 | MG | BA | 3154 | 1/1 | 0.97 | 0.13 | -1.25 | 12,12,12,12 | 0 |
| 54 | MG | DA | 3042 | 1/1 | 0.79 | 0.13 | -1.34 | 87,87,87,87 | 0 |
| 54 | MG | DA | 3049 | 1/1 | 0.77 | 0.18 | -1.36 | 87,87,87,87 | 0 |
| 54 | MG | DA | 3109 | 1/1 | 0.90 | 0.14 | -1.43 | 47,47,47,47 | 0 |
| 54 | MG | DB | 202 | 1/1 | 0.93 | 0.10 | -1.44 | 64,64,64,64 | 0 |
| 54 | MG | DA | 3023 | 1/1 | 0.76 | 0.13 | -1.52 | 76,76,76,76 | 0 |
| 56 | ZN | D4 | 101 | 1/1 | 0.98 | 0.06 | -1.53 | 91,91,91,91 | 0 |
| 54 | MG | DA | 3129 | 1/1 | 0.90 | 0.15 | -1.54 | 50,50,50,50 | 0 |
| 54 | MG | DA | 3102 | 1/1 | 0.95 | 0.14 | -1.57 | 61,61,61,61 | 0 |
| 54 | MG | AA | 1624 | 1/1 | 0.78 | 0.12 | -1.64 | 46,46,46,46 | 0 |
| 54 | MG | BA | 3115 | 1/1 | 0.95 | 0.14 | -1.66 | 17,17,17,17 | 0 |
| 54 | MG | DA | 3018 | 1/1 | 0.91 | 0.17 | -1.76 | 55,55,55,55 | 0 |
| 54 | MG | DA | 3059 | 1/1 | 0.94 | 0.11 | -1.81 | 39,39,39,39 | 0 |
| 54 | MG | AA | 1638 | 1/1 | 0.82 | 0.09 | -1.89 | 64,64,64,64 | 0 |

Continued on next page...

Continued from previous page...

| Mol | Type | Chain | Res | Atoms | RSCC | RSR | LLDF | B-factors(\AA^2) | Q<0.9 |
|-----|------|-------|------|-------|------|------|-------|-----------------------------|-------|
| 54 | MG | DA | 3013 | 1/1 | 0.94 | 0.18 | -1.91 | 45,45,45,45 | 0 |
| 54 | MG | BA | 3070 | 1/1 | 0.97 | 0.14 | -1.97 | 0,0,0,0 | 0 |
| 54 | MG | CA | 1610 | 1/1 | 0.83 | 0.09 | -2.10 | 65,65,65,65 | 0 |
| 54 | MG | DA | 3096 | 1/1 | 0.88 | 0.11 | -2.13 | 61,61,61,61 | 0 |
| 54 | MG | AA | 1613 | 1/1 | 0.92 | 0.11 | -2.22 | 33,33,33,33 | 0 |
| 54 | MG | DA | 3128 | 1/1 | 0.94 | 0.12 | -2.24 | 79,79,79,79 | 0 |
| 54 | MG | DA | 3134 | 1/1 | 0.82 | 0.14 | -2.34 | 54,54,54,54 | 0 |
| 54 | MG | BA | 3064 | 1/1 | 0.96 | 0.14 | -2.37 | 1,1,1,1 | 0 |
| 54 | MG | DB | 201 | 1/1 | 0.72 | 0.13 | -2.37 | 113,113,113,113 | 0 |
| 54 | MG | AA | 1639 | 1/1 | 0.82 | 0.14 | -2.38 | 45,45,45,45 | 0 |
| 54 | MG | BA | 3009 | 1/1 | 0.95 | 0.13 | -2.44 | 4,4,4,4 | 0 |
| 54 | MG | DA | 3064 | 1/1 | 0.94 | 0.17 | -2.46 | 53,53,53,53 | 0 |
| 54 | MG | BA | 3164 | 1/1 | 0.93 | 0.12 | -2.46 | 4,4,4,4 | 0 |
| 54 | MG | DA | 3066 | 1/1 | 0.88 | 0.14 | -2.48 | 58,58,58,58 | 0 |
| 54 | MG | AA | 1640 | 1/1 | 0.96 | 0.10 | -2.52 | 21,21,21,21 | 0 |
| 54 | MG | BA | 3029 | 1/1 | 0.98 | 0.13 | -2.65 | 23,23,23,23 | 0 |
| 54 | MG | DA | 3047 | 1/1 | 0.85 | 0.11 | -2.66 | 74,74,74,74 | 0 |
| 54 | MG | BA | 3135 | 1/1 | 0.92 | 0.12 | -2.68 | 3,3,3,3 | 0 |
| 54 | MG | AA | 1612 | 1/1 | 0.86 | 0.11 | -2.71 | 48,48,48,48 | 0 |
| 54 | MG | CA | 1603 | 1/1 | 0.78 | 0.08 | -2.77 | 37,37,37,37 | 0 |
| 54 | MG | BA | 3066 | 1/1 | 0.96 | 0.14 | -2.79 | 0,0,0,0 | 0 |
| 54 | MG | DA | 3152 | 1/1 | 0.91 | 0.10 | -2.81 | 45,45,45,45 | 0 |
| 54 | MG | BA | 3006 | 1/1 | 0.99 | 0.10 | -2.82 | 43,43,43,43 | 0 |
| 56 | ZN | B4 | 101 | 1/1 | 1.00 | 0.06 | -2.84 | 36,36,36,36 | 0 |
| 54 | MG | AA | 1616 | 1/1 | 0.94 | 0.08 | -2.86 | 57,57,57,57 | 0 |
| 54 | MG | AA | 1609 | 1/1 | 0.90 | 0.12 | -2.86 | 35,35,35,35 | 0 |
| 54 | MG | AA | 1604 | 1/1 | 0.93 | 0.11 | -2.99 | 56,56,56,56 | 0 |
| 54 | MG | DA | 3079 | 1/1 | 0.89 | 0.12 | -3.14 | 98,98,98,98 | 0 |
| 54 | MG | DA | 3074 | 1/1 | 0.91 | 0.09 | -3.27 | 72,72,72,72 | 0 |
| 54 | MG | BA | 3019 | 1/1 | 0.99 | 0.07 | -3.28 | 14,14,14,14 | 0 |
| 54 | MG | BB | 201 | 1/1 | 0.95 | 0.08 | -3.33 | 31,31,31,31 | 0 |
| 54 | MG | BA | 3051 | 1/1 | 0.98 | 0.12 | -3.56 | 1,1,1,1 | 0 |
| 54 | MG | BB | 202 | 1/1 | 0.95 | 0.08 | -3.61 | 6,6,6,6 | 0 |
| 54 | MG | BA | 3030 | 1/1 | 0.96 | 0.14 | -3.68 | 6,6,6,6 | 0 |
| 54 | MG | CA | 1601 | 1/1 | 0.93 | 0.11 | -3.95 | 38,38,38,38 | 0 |
| 54 | MG | BA | 3081 | 1/1 | 0.92 | 0.11 | -3.97 | 18,18,18,18 | 0 |
| 54 | MG | BA | 3067 | 1/1 | 0.99 | 0.11 | -3.98 | 1,1,1,1 | 0 |
| 54 | MG | DA | 3035 | 1/1 | 0.89 | 0.10 | -4.00 | 79,79,79,79 | 0 |
| 54 | MG | BA | 3162 | 1/1 | 0.94 | 0.11 | -4.18 | 21,21,21,21 | 0 |
| 54 | MG | DA | 3051 | 1/1 | 0.98 | 0.10 | -4.21 | 32,32,32,32 | 0 |
| 54 | MG | BA | 3034 | 1/1 | 0.97 | 0.13 | -4.43 | 2,2,2,2 | 0 |
| 54 | MG | AA | 1606 | 1/1 | 0.90 | 0.08 | -4.49 | 44,44,44,44 | 0 |

Continued on next page...

Continued from previous page...

| Mol | Type | Chain | Res | Atoms | RSCC | RSR | LLDF | B-factors(\AA^2) | Q<0.9 |
|-----|------|-------|------|-------|------|------|--------|-----------------------------|-------|
| 54 | MG | BA | 3014 | 1/1 | 0.94 | 0.14 | -4.52 | 0,0,0,0 | 0 |
| 54 | MG | AA | 1641 | 1/1 | 0.99 | 0.07 | -4.70 | 24,24,24,24 | 0 |
| 54 | MG | BA | 3099 | 1/1 | 0.98 | 0.04 | -4.84 | 5,5,5,5 | 0 |
| 54 | MG | BA | 3130 | 1/1 | 0.98 | 0.14 | -4.87 | 0,0,0,0 | 0 |
| 54 | MG | BA | 3015 | 1/1 | 0.91 | 0.09 | -4.88 | 4,4,4,4 | 0 |
| 54 | MG | CA | 1616 | 1/1 | 0.95 | 0.09 | -5.00 | 38,38,38,38 | 0 |
| 54 | MG | BA | 3079 | 1/1 | 0.90 | 0.08 | -5.05 | 22,22,22,22 | 0 |
| 54 | MG | BA | 3160 | 1/1 | 0.97 | 0.10 | -5.06 | 3,3,3,3 | 0 |
| 54 | MG | BA | 3073 | 1/1 | 0.91 | 0.08 | -5.20 | 12,12,12,12 | 0 |
| 54 | MG | DA | 3006 | 1/1 | 0.84 | 0.06 | -5.24 | 95,95,95,95 | 0 |
| 54 | MG | AA | 1617 | 1/1 | 0.95 | 0.06 | -5.25 | 42,42,42,42 | 0 |
| 54 | MG | BA | 3003 | 1/1 | 0.97 | 0.08 | -5.29 | 18,18,18,18 | 0 |
| 54 | MG | DA | 3022 | 1/1 | 0.86 | 0.07 | -5.40 | 55,55,55,55 | 0 |
| 54 | MG | CA | 1607 | 1/1 | 0.90 | 0.09 | -5.46 | 53,53,53,53 | 0 |
| 54 | MG | BA | 3052 | 1/1 | 0.93 | 0.08 | -5.52 | 7,7,7,7 | 0 |
| 54 | MG | BA | 3024 | 1/1 | 0.99 | 0.12 | -5.61 | 0,0,0,0 | 0 |
| 54 | MG | BA | 3010 | 1/1 | 0.99 | 0.09 | -5.62 | 0,0,0,0 | 0 |
| 54 | MG | AA | 1611 | 1/1 | 0.96 | 0.07 | -5.75 | 20,20,20,20 | 0 |
| 54 | MG | DA | 3043 | 1/1 | 0.91 | 0.09 | -5.96 | 68,68,68,68 | 0 |
| 54 | MG | BA | 3121 | 1/1 | 0.93 | 0.09 | -6.49 | 2,2,2,2 | 0 |
| 54 | MG | BA | 3098 | 1/1 | 0.96 | 0.08 | -6.60 | 3,3,3,3 | 0 |
| 54 | MG | BA | 3026 | 1/1 | 0.97 | 0.11 | -7.00 | 3,3,3,3 | 0 |
| 54 | MG | BA | 3023 | 1/1 | 0.97 | 0.08 | -7.68 | 1,1,1,1 | 0 |
| 54 | MG | AA | 1632 | 1/1 | 0.93 | 0.06 | -8.33 | 37,37,37,37 | 0 |
| 54 | MG | DA | 3054 | 1/1 | 0.94 | 0.11 | -8.52 | 48,48,48,48 | 0 |
| 54 | MG | BA | 3060 | 1/1 | 0.95 | 0.07 | -10.12 | 14,14,14,14 | 0 |
| 54 | MG | BA | 3119 | 1/1 | 0.90 | 0.09 | -10.31 | 21,21,21,21 | 0 |
| 54 | MG | BA | 3112 | 1/1 | 0.95 | 0.06 | -10.39 | 29,29,29,29 | 0 |
| 54 | MG | DA | 3050 | 1/1 | 0.98 | 0.11 | -11.40 | 48,48,48,48 | 0 |
| 54 | MG | CA | 1619 | 1/1 | 0.96 | 0.09 | -12.44 | 34,34,34,34 | 0 |
| 54 | MG | BA | 3072 | 1/1 | 0.98 | 0.08 | -12.50 | 7,7,7,7 | 0 |
| 54 | MG | DA | 3135 | 1/1 | 0.33 | 0.65 | - | 101,101,101,101 | 0 |
| 54 | MG | AA | 1627 | 1/1 | 0.87 | 0.06 | - | 48,48,48,48 | 0 |
| 54 | MG | AA | 1644 | 1/1 | 0.90 | 0.38 | - | 45,45,45,45 | 0 |
| 54 | MG | BA | 3037 | 1/1 | 1.00 | 0.16 | - | 0,0,0,0 | 0 |
| 54 | MG | BA | 3069 | 1/1 | 0.93 | 0.16 | - | 1,1,1,1 | 0 |
| 54 | MG | AA | 1610 | 1/1 | 0.93 | 0.29 | - | 65,65,65,65 | 0 |
| 54 | MG | BA | 3002 | 1/1 | 0.93 | 0.06 | - | 19,19,19,19 | 0 |
| 54 | MG | DA | 3147 | 1/1 | 0.68 | 0.26 | - | 67,67,67,67 | 0 |
| 54 | MG | CA | 1623 | 1/1 | 0.95 | 0.19 | - | 50,50,50,50 | 0 |
| 54 | MG | DA | 3040 | 1/1 | 0.86 | 0.12 | - | 80,80,80,80 | 0 |
| 54 | MG | CA | 1604 | 1/1 | 0.42 | 0.16 | - | 95,95,95,95 | 0 |

Continued on next page...

Continued from previous page...

| Mol | Type | Chain | Res | Atoms | RSCC | RSR | LLDF | B-factors(\AA^2) | Q<0.9 |
|-----|------|-------|------|-------|------|------|------|-----------------------------|-------|
| 54 | MG | DA | 3029 | 1/1 | 0.45 | 0.24 | - | 77,77,77,77 | 0 |
| 54 | MG | DA | 3033 | 1/1 | 0.93 | 0.16 | - | 63,63,63,63 | 0 |
| 54 | MG | AA | 1623 | 1/1 | 0.95 | 0.10 | - | 41,41,41,41 | 0 |
| 54 | MG | CA | 1624 | 1/1 | 0.93 | 0.07 | - | 39,39,39,39 | 0 |
| 54 | MG | DA | 3163 | 1/1 | 0.86 | 0.26 | - | 64,64,64,64 | 0 |
| 54 | MG | DB | 203 | 1/1 | 0.66 | 0.09 | - | 85,85,85,85 | 0 |
| 54 | MG | DA | 3090 | 1/1 | 0.94 | 0.07 | - | 84,84,84,84 | 0 |
| 54 | MG | AA | 1614 | 1/1 | 0.86 | 0.23 | - | 74,74,74,74 | 0 |
| 54 | MG | BA | 3086 | 1/1 | 0.94 | 0.15 | - | 24,24,24,24 | 0 |
| 54 | MG | DA | 3004 | 1/1 | 0.87 | 0.08 | - | 78,78,78,78 | 0 |
| 54 | MG | DA | 3012 | 1/1 | 0.66 | 0.22 | - | 78,78,78,78 | 0 |
| 54 | MG | BA | 3104 | 1/1 | 0.88 | 0.12 | - | 8,8,8,8 | 0 |
| 54 | MG | BA | 3163 | 1/1 | 0.96 | 0.39 | - | 12,12,12,12 | 0 |
| 54 | MG | DA | 3099 | 1/1 | 0.52 | 0.39 | - | 91,91,91,91 | 0 |
| 54 | MG | DA | 3041 | 1/1 | 0.61 | 0.45 | - | 72,72,72,72 | 0 |
| 54 | MG | AA | 1654 | 1/1 | 0.94 | 0.14 | - | 34,34,34,34 | 0 |
| 54 | MG | DA | 3086 | 1/1 | 0.98 | 0.10 | - | 74,74,74,74 | 0 |
| 54 | MG | CA | 1638 | 1/1 | 0.84 | 0.06 | - | 65,65,65,65 | 0 |
| 54 | MG | AA | 1670 | 1/1 | 0.95 | 0.39 | - | 58,58,58,58 | 0 |
| 54 | MG | BA | 3170 | 1/1 | 0.92 | 0.15 | - | 36,36,36,36 | 0 |
| 54 | MG | CA | 1606 | 1/1 | 0.81 | 0.22 | - | 90,90,90,90 | 0 |
| 54 | MG | BA | 3063 | 1/1 | 0.94 | 0.53 | - | 52,52,52,52 | 0 |
| 54 | MG | BA | 3093 | 1/1 | 0.95 | 0.15 | - | 57,57,57,57 | 0 |
| 54 | MG | BA | 3191 | 1/1 | 0.92 | 0.29 | - | 12,12,12,12 | 0 |
| 54 | MG | DA | 3154 | 1/1 | 0.97 | 0.45 | - | 57,57,57,57 | 0 |
| 54 | MG | BA | 3167 | 1/1 | 0.88 | 0.25 | - | 32,32,32,32 | 0 |
| 54 | MG | AA | 1636 | 1/1 | 0.98 | 0.09 | - | 17,17,17,17 | 0 |
| 54 | MG | DA | 3117 | 1/1 | 0.91 | 0.07 | - | 72,72,72,72 | 0 |
| 54 | MG | CA | 1609 | 1/1 | 0.88 | 0.07 | - | 87,87,87,87 | 0 |
| 54 | MG | DA | 3056 | 1/1 | 0.77 | 0.29 | - | 91,91,91,91 | 0 |
| 54 | MG | AA | 1605 | 1/1 | 0.96 | 0.17 | - | 26,26,26,26 | 0 |
| 54 | MG | DA | 3084 | 1/1 | 0.76 | 0.25 | - | 104,104,104,104 | 0 |
| 54 | MG | AA | 1646 | 1/1 | 0.98 | 0.07 | - | 54,54,54,54 | 0 |
| 54 | MG | CA | 1654 | 1/1 | 0.96 | 0.19 | - | 55,55,55,55 | 0 |
| 54 | MG | BA | 3166 | 1/1 | 0.96 | 0.12 | - | 23,23,23,23 | 0 |
| 54 | MG | BA | 3140 | 1/1 | 0.93 | 0.33 | - | 0,0,0,0 | 0 |
| 54 | MG | AA | 1615 | 1/1 | 0.97 | 0.10 | - | 62,62,62,62 | 0 |
| 54 | MG | CA | 1618 | 1/1 | 0.98 | 0.16 | - | 35,35,35,35 | 0 |
| 54 | MG | BA | 3059 | 1/1 | 0.86 | 0.35 | - | 36,36,36,36 | 0 |
| 54 | MG | DA | 3037 | 1/1 | 0.88 | 0.12 | - | 92,92,92,92 | 0 |
| 54 | MG | DA | 3146 | 1/1 | 0.90 | 0.40 | - | 48,48,48,48 | 0 |
| 54 | MG | DA | 3007 | 1/1 | 0.87 | 0.33 | - | 119,119,119,119 | 0 |

Continued on next page...

Continued from previous page...

| Mol | Type | Chain | Res | Atoms | RSCC | RSR | LLDF | B-factors(\AA^2) | Q<0.9 |
|-----|------|-------|------|-------|------|------|------|-----------------------------|-------|
| 54 | MG | AA | 1665 | 1/1 | 0.88 | 0.26 | - | 47,47,47,47 | 0 |
| 54 | MG | BA | 3118 | 1/1 | 0.98 | 0.12 | - | 4,4,4,4 | 0 |
| 54 | MG | BA | 3053 | 1/1 | 0.98 | 0.10 | - | 6,6,6,6 | 0 |
| 54 | MG | DA | 3011 | 1/1 | 0.84 | 0.15 | - | 73,73,73,73 | 0 |
| 54 | MG | DA | 3020 | 1/1 | 0.92 | 0.22 | - | 49,49,49,49 | 0 |
| 54 | MG | DA | 3100 | 1/1 | 0.30 | 0.43 | - | 86,86,86,86 | 0 |
| 54 | MG | DA | 3073 | 1/1 | 0.93 | 0.31 | - | 61,61,61,61 | 0 |
| 54 | MG | DA | 3142 | 1/1 | 0.93 | 0.13 | - | 34,34,34,34 | 0 |
| 54 | MG | DA | 3162 | 1/1 | 0.73 | 0.69 | - | 63,63,63,63 | 0 |
| 54 | MG | AM | 201 | 1/1 | 0.89 | 0.85 | - | 59,59,59,59 | 0 |
| 54 | MG | BA | 3147 | 1/1 | 0.90 | 0.46 | - | 23,23,23,23 | 0 |
| 54 | MG | BA | 3142 | 1/1 | 0.98 | 0.37 | - | 0,0,0,0 | 0 |
| 54 | MG | AA | 1652 | 1/1 | 0.97 | 0.18 | - | 18,18,18,18 | 0 |
| 54 | MG | BA | 3068 | 1/1 | 0.99 | 0.14 | - | 1,1,1,1 | 0 |
| 54 | MG | CA | 1636 | 1/1 | 0.14 | 0.24 | - | 127,127,127,127 | 0 |
| 54 | MG | DA | 3159 | 1/1 | 0.77 | 0.33 | - | 47,47,47,47 | 0 |
| 54 | MG | CA | 1621 | 1/1 | 0.79 | 0.14 | - | 72,72,72,72 | 0 |
| 54 | MG | DA | 3151 | 1/1 | 0.78 | 0.58 | - | 56,56,56,56 | 0 |
| 54 | MG | BA | 3031 | 1/1 | 0.93 | 0.10 | - | 20,20,20,20 | 0 |
| 54 | MG | AA | 1647 | 1/1 | 0.91 | 0.17 | - | 48,48,48,48 | 0 |
| 54 | MG | CA | 1650 | 1/1 | 0.97 | 0.09 | - | 42,42,42,42 | 0 |
| 54 | MG | BA | 3082 | 1/1 | 0.75 | 0.12 | - | 16,16,16,16 | 0 |
| 54 | MG | CA | 1648 | 1/1 | 0.94 | 0.25 | - | 19,19,19,19 | 0 |
| 54 | MG | BA | 3062 | 1/1 | 0.94 | 0.32 | - | 46,46,46,46 | 0 |
| 54 | MG | CA | 1633 | 1/1 | 0.89 | 0.53 | - | 76,76,76,76 | 0 |
| 54 | MG | DA | 3044 | 1/1 | 0.71 | 0.45 | - | 113,113,113,113 | 0 |
| 54 | MG | DA | 3153 | 1/1 | 0.91 | 0.12 | - | 45,45,45,45 | 0 |
| 54 | MG | DA | 3164 | 1/1 | 0.88 | 0.26 | - | 40,40,40,40 | 0 |
| 54 | MG | BB | 204 | 1/1 | 0.95 | 0.41 | - | 12,12,12,12 | 0 |
| 54 | MG | DA | 3082 | 1/1 | 0.94 | 0.10 | - | 59,59,59,59 | 0 |
| 54 | MG | DA | 3048 | 1/1 | 0.70 | 0.31 | - | 123,123,123,123 | 0 |
| 54 | MG | DA | 3143 | 1/1 | 0.81 | 0.10 | - | 73,73,73,73 | 0 |
| 54 | MG | BA | 3153 | 1/1 | 0.97 | 0.10 | - | 26,26,26,26 | 0 |
| 54 | MG | BA | 3011 | 1/1 | 0.97 | 0.08 | - | 0,0,0,0 | 0 |
| 54 | MG | DA | 3061 | 1/1 | 0.64 | 2.99 | - | 102,102,102,102 | 0 |
| 54 | MG | CA | 1644 | 1/1 | 0.89 | 0.24 | - | 43,43,43,43 | 0 |
| 54 | MG | BA | 3020 | 1/1 | 0.95 | 0.07 | - | 24,24,24,24 | 0 |
| 54 | MG | AA | 1642 | 1/1 | 0.88 | 0.19 | - | 32,32,32,32 | 0 |
| 54 | MG | BA | 3097 | 1/1 | 0.96 | 0.06 | - | 8,8,8,8 | 0 |
| 54 | MG | BA | 3041 | 1/1 | 0.99 | 0.14 | - | 2,2,2,2 | 0 |
| 54 | MG | BA | 3128 | 1/1 | 0.98 | 0.07 | - | 0,0,0,0 | 0 |
| 54 | MG | BA | 3032 | 1/1 | 0.94 | 0.18 | - | 5,5,5,5 | 0 |

Continued on next page...

Continued from previous page...

| Mol | Type | Chain | Res | Atoms | RSCC | RSR | LLDF | B-factors(\AA^2) | Q<0.9 |
|-----|------|-------|------|-------|------|------|------|-----------------------------|-------|
| 54 | MG | DA | 3046 | 1/1 | 0.60 | 0.13 | - | 68,68,68,68 | 0 |
| 54 | MG | BA | 3096 | 1/1 | 0.92 | 0.09 | - | 19,19,19,19 | 0 |
| 54 | MG | DA | 3038 | 1/1 | 0.83 | 0.12 | - | 64,64,64,64 | 0 |
| 54 | MG | BA | 3061 | 1/1 | 0.95 | 0.27 | - | 40,40,40,40 | 0 |
| 54 | MG | BA | 3044 | 1/1 | 0.95 | 0.11 | - | 3,3,3,3 | 0 |
| 54 | MG | BA | 3058 | 1/1 | 0.77 | 0.16 | - | 9,9,9,9 | 0 |
| 54 | MG | DA | 3060 | 1/1 | 0.82 | 0.35 | - | 81,81,81,81 | 0 |
| 54 | MG | BA | 3108 | 1/1 | 1.00 | 0.20 | - | 1,1,1,1 | 0 |
| 54 | MG | CA | 1649 | 1/1 | 0.79 | 0.29 | - | 61,61,61,61 | 0 |
| 54 | MG | DA | 3085 | 1/1 | 0.83 | 0.17 | - | 76,76,76,76 | 0 |
| 54 | MG | CA | 1645 | 1/1 | 0.96 | 0.14 | - | 28,28,28,28 | 0 |
| 54 | MG | DA | 3149 | 1/1 | 0.89 | 0.41 | - | 55,55,55,55 | 0 |
| 54 | MG | BA | 3083 | 1/1 | 0.99 | 0.14 | - | 2,2,2,2 | 0 |
| 54 | MG | DA | 3103 | 1/1 | 0.67 | 0.15 | - | 67,67,67,67 | 0 |
| 54 | MG | BA | 3120 | 1/1 | 0.76 | 0.18 | - | 47,47,47,47 | 0 |
| 54 | MG | BA | 3159 | 1/1 | 0.91 | 0.20 | - | 8,8,8,8 | 0 |
| 54 | MG | AA | 1635 | 1/1 | 0.96 | 0.05 | - | 23,23,23,23 | 0 |
| 54 | MG | CA | 1602 | 1/1 | 0.63 | 0.12 | - | 87,87,87,87 | 0 |
| 54 | MG | CA | 1625 | 1/1 | 0.96 | 0.13 | - | 17,17,17,17 | 0 |
| 54 | MG | BA | 3048 | 1/1 | 0.98 | 0.16 | - | 9,9,9,9 | 0 |
| 54 | MG | BA | 3144 | 1/1 | 0.99 | 0.28 | - | 6,6,6,6 | 0 |
| 54 | MG | BA | 3181 | 1/1 | 0.95 | 0.14 | - | 16,16,16,16 | 0 |
| 54 | MG | CA | 1652 | 1/1 | 0.93 | 0.15 | - | 86,86,86,86 | 0 |
| 54 | MG | DA | 3058 | 1/1 | 0.83 | 0.91 | - | 107,107,107,107 | 0 |
| 54 | MG | DA | 3068 | 1/1 | 0.89 | 0.14 | - | 64,64,64,64 | 0 |
| 54 | MG | DA | 3112 | 1/1 | 0.89 | 0.42 | - | 92,92,92,92 | 0 |
| 54 | MG | BA | 3182 | 1/1 | 0.97 | 0.16 | - | 16,16,16,16 | 0 |
| 54 | MG | DA | 3122 | 1/1 | 0.91 | 0.10 | - | 36,36,36,36 | 0 |
| 54 | MG | DA | 3126 | 1/1 | 0.82 | 0.20 | - | 77,77,77,77 | 0 |
| 54 | MG | BA | 3033 | 1/1 | 0.95 | 0.10 | - | 9,9,9,9 | 0 |
| 54 | MG | BA | 3054 | 1/1 | 0.93 | 0.09 | - | 6,6,6,6 | 0 |
| 54 | MG | BA | 3171 | 1/1 | 0.95 | 0.15 | - | 28,28,28,28 | 0 |
| 54 | MG | DA | 3158 | 1/1 | 0.86 | 0.23 | - | 52,52,52,52 | 0 |
| 54 | MG | D2 | 101 | 1/1 | 0.85 | 0.17 | - | 76,76,76,76 | 0 |
| 54 | MG | DA | 3055 | 1/1 | 0.88 | 0.12 | - | 59,59,59,59 | 0 |
| 54 | MG | BA | 3143 | 1/1 | 0.95 | 0.31 | - | 22,22,22,22 | 0 |
| 54 | MG | DA | 3138 | 1/1 | 0.94 | 0.22 | - | 38,38,38,38 | 0 |
| 54 | MG | BA | 3124 | 1/1 | 0.96 | 0.10 | - | 20,20,20,20 | 0 |
| 54 | MG | AA | 1656 | 1/1 | 0.71 | 0.94 | - | 66,66,66,66 | 0 |
| 54 | MG | DA | 3160 | 1/1 | 0.94 | 0.26 | - | 64,64,64,64 | 0 |
| 54 | MG | DA | 3121 | 1/1 | 0.90 | 0.06 | - | 48,48,48,48 | 0 |
| 54 | MG | AA | 1660 | 1/1 | 0.93 | 0.34 | - | 45,45,45,45 | 0 |

Continued on next page...

Continued from previous page...

| Mol | Type | Chain | Res | Atoms | RSCC | RSR | LLDF | B-factors(\AA^2) | Q<0.9 |
|-----|------|-------|------|-------|-------|------|------|-----------------------------|-------|
| 54 | MG | BA | 3092 | 1/1 | 0.96 | 0.09 | - | 21,21,21,21 | 0 |
| 54 | MG | AA | 1630 | 1/1 | 0.92 | 0.07 | - | 35,35,35,35 | 0 |
| 54 | MG | BA | 3035 | 1/1 | 0.95 | 0.15 | - | 3,3,3,3 | 0 |
| 54 | MG | AA | 1649 | 1/1 | 0.97 | 0.14 | - | 32,32,32,32 | 0 |
| 54 | MG | BA | 3129 | 1/1 | 0.96 | 0.15 | - | 3,3,3,3 | 0 |
| 54 | MG | AA | 1618 | 1/1 | 0.68 | 0.28 | - | 75,75,75,75 | 0 |
| 54 | MG | DA | 3089 | 1/1 | 0.86 | 0.31 | - | 87,87,87,87 | 0 |
| 54 | MG | AA | 1608 | 1/1 | 0.89 | 0.13 | - | 27,27,27,27 | 0 |
| 54 | MG | BA | 3141 | 1/1 | 0.94 | 0.14 | - | 17,17,17,17 | 0 |
| 54 | MG | BA | 3123 | 1/1 | 0.98 | 0.17 | - | 0,0,0,0 | 0 |
| 54 | MG | DA | 3133 | 1/1 | -0.13 | 1.03 | - | 105,105,105,105 | 0 |
| 54 | MG | BA | 3155 | 1/1 | 0.97 | 0.10 | - | 18,18,18,18 | 0 |
| 54 | MG | DA | 3140 | 1/1 | 0.81 | 0.36 | - | 42,42,42,42 | 0 |
| 54 | MG | BA | 3077 | 1/1 | 0.97 | 0.13 | - | 12,12,12,12 | 0 |
| 54 | MG | DA | 3119 | 1/1 | 0.49 | 0.81 | - | 112,112,112,112 | 0 |
| 54 | MG | AA | 1657 | 1/1 | 0.84 | 0.29 | - | 60,60,60,60 | 0 |
| 54 | MG | DA | 3010 | 1/1 | 0.74 | 0.06 | - | 80,80,80,80 | 0 |
| 54 | MG | BA | 3156 | 1/1 | 0.93 | 0.35 | - | 26,26,26,26 | 0 |
| 54 | MG | DA | 3002 | 1/1 | 0.62 | 0.14 | - | 78,78,78,78 | 0 |
| 54 | MG | BA | 3105 | 1/1 | 0.93 | 0.10 | - | 10,10,10,10 | 0 |
| 54 | MG | DA | 3139 | 1/1 | 0.93 | 0.26 | - | 31,31,31,31 | 0 |
| 54 | MG | BA | 3089 | 1/1 | 0.88 | 0.13 | - | 24,24,24,24 | 0 |
| 54 | MG | CA | 1613 | 1/1 | 0.89 | 0.11 | - | 20,20,20,20 | 0 |
| 54 | MG | CA | 1605 | 1/1 | 0.83 | 0.17 | - | 86,86,86,86 | 0 |
| 54 | MG | BA | 3193 | 1/1 | 0.97 | 0.21 | - | 32,32,32,32 | 0 |
| 54 | MG | AA | 1601 | 1/1 | 0.92 | 0.10 | - | 53,53,53,53 | 0 |
| 54 | MG | BA | 3116 | 1/1 | 0.90 | 0.20 | - | 32,32,32,32 | 0 |
| 54 | MG | BA | 3165 | 1/1 | 0.87 | 0.22 | - | 38,38,38,38 | 0 |
| 54 | MG | BA | 3043 | 1/1 | 0.96 | 0.12 | - | 5,5,5,5 | 0 |
| 54 | MG | CA | 1634 | 1/1 | 0.91 | 0.12 | - | 51,51,51,51 | 0 |
| 54 | MG | CA | 1608 | 1/1 | 0.81 | 0.17 | - | 80,80,80,80 | 0 |
| 54 | MG | DA | 3165 | 1/1 | 0.80 | 0.15 | - | 100,100,100,100 | 0 |
| 54 | MG | AA | 1666 | 1/1 | 0.21 | 0.37 | - | 61,61,61,61 | 0 |
| 54 | MG | DA | 3131 | 1/1 | 0.90 | 0.61 | - | 94,94,94,94 | 0 |
| 54 | MG | DA | 3045 | 1/1 | 0.80 | 0.14 | - | 87,87,87,87 | 0 |
| 54 | MG | AA | 1645 | 1/1 | 0.79 | 0.26 | - | 54,54,54,54 | 0 |
| 54 | MG | BA | 3004 | 1/1 | 0.96 | 0.07 | - | 22,22,22,22 | 0 |
| 54 | MG | DA | 3015 | 1/1 | 0.90 | 0.13 | - | 63,63,63,63 | 0 |
| 54 | MG | DA | 3076 | 1/1 | 0.97 | 0.07 | - | 66,66,66,66 | 0 |
| 54 | MG | BA | 3076 | 1/1 | 0.85 | 0.17 | - | 33,33,33,33 | 0 |
| 54 | MG | DA | 3016 | 1/1 | 0.78 | 0.37 | - | 73,73,73,73 | 0 |
| 54 | MG | DA | 3017 | 1/1 | 0.82 | 0.54 | - | 100,100,100,100 | 0 |

Continued on next page...

Continued from previous page...

| Mol | Type | Chain | Res | Atoms | RSCC | RSR | LLDF | B-factors(\AA^2) | Q<0.9 |
|-----|------|-------|------|-------|------|------|------|-----------------------------|-------|
| 54 | MG | BA | 3046 | 1/1 | 0.97 | 0.15 | - | 6,6,6,6 | 0 |
| 54 | MG | DA | 3062 | 1/1 | 0.46 | 0.61 | - | 89,89,89,89 | 0 |
| 54 | MG | DA | 3123 | 1/1 | 0.91 | 0.14 | - | 62,62,62,62 | 0 |
| 54 | MG | CA | 1651 | 1/1 | 0.94 | 0.16 | - | 42,42,42,42 | 0 |
| 54 | MG | BA | 3179 | 1/1 | 0.95 | 0.34 | - | 30,30,30,30 | 0 |
| 54 | MG | BA | 3122 | 1/1 | 0.93 | 0.11 | - | 25,25,25,25 | 0 |
| 54 | MG | BA | 3022 | 1/1 | 0.96 | 0.08 | - | 16,16,16,16 | 0 |
| 54 | MG | BA | 3168 | 1/1 | 0.79 | 0.26 | - | 41,41,41,41 | 0 |
| 54 | MG | BA | 3190 | 1/1 | 0.92 | 0.14 | - | 39,39,39,39 | 0 |
| 54 | MG | CA | 1629 | 1/1 | 0.50 | 0.10 | - | 89,89,89,89 | 0 |
| 54 | MG | DA | 3148 | 1/1 | 0.91 | 0.19 | - | 41,41,41,41 | 0 |
| 54 | MG | DA | 3087 | 1/1 | 0.87 | 0.15 | - | 64,64,64,64 | 0 |
| 54 | MG | CA | 1653 | 1/1 | 0.84 | 0.17 | - | 47,47,47,47 | 0 |
| 54 | MG | BA | 3100 | 1/1 | 0.86 | 0.29 | - | 51,51,51,51 | 0 |
| 54 | MG | CA | 1655 | 1/1 | 0.88 | 0.11 | - | 45,45,45,45 | 0 |
| 54 | MG | BA | 3036 | 1/1 | 0.93 | 0.14 | - | 10,10,10,10 | 0 |
| 54 | MG | BA | 3084 | 1/1 | 0.98 | 0.08 | - | 16,16,16,16 | 0 |
| 54 | MG | BA | 3194 | 1/1 | 0.82 | 0.86 | - | 41,41,41,41 | 0 |
| 54 | MG | BA | 3149 | 1/1 | 0.92 | 0.23 | - | 44,44,44,44 | 0 |
| 54 | MG | AA | 1648 | 1/1 | 0.97 | 0.16 | - | 33,33,33,33 | 0 |
| 54 | MG | AA | 1650 | 1/1 | 0.65 | 0.34 | - | 61,61,61,61 | 0 |
| 54 | MG | DA | 3077 | 1/1 | 0.14 | 0.37 | - | 115,115,115,115 | 0 |
| 54 | MG | BA | 3138 | 1/1 | 0.96 | 0.38 | - | 1,1,1,1 | 0 |
| 54 | MG | DA | 3157 | 1/1 | 0.86 | 0.67 | - | 76,76,76,76 | 0 |
| 54 | MG | BA | 3078 | 1/1 | 0.88 | 0.49 | - | 87,87,87,87 | 0 |
| 54 | MG | CA | 1628 | 1/1 | 0.70 | 0.30 | - | 99,99,99,99 | 0 |
| 54 | MG | BA | 3173 | 1/1 | 0.96 | 0.15 | - | 38,38,38,38 | 0 |
| 54 | MG | DA | 3057 | 1/1 | 0.82 | 0.20 | - | 92,92,92,92 | 0 |
| 54 | MG | DA | 3053 | 1/1 | 0.88 | 0.12 | - | 44,44,44,44 | 0 |
| 54 | MG | DA | 3005 | 1/1 | 0.60 | 0.53 | - | 103,103,103,103 | 0 |
| 54 | MG | BA | 3176 | 1/1 | 0.96 | 0.08 | - | 28,28,28,28 | 0 |
| 54 | MG | BA | 3126 | 1/1 | 0.98 | 0.17 | - | 4,4,4,4 | 0 |
| 54 | MG | DA | 3067 | 1/1 | 0.87 | 0.12 | - | 53,53,53,53 | 0 |
| 54 | MG | DA | 3145 | 1/1 | 0.74 | 0.19 | - | 56,56,56,56 | 0 |
| 54 | MG | DA | 3081 | 1/1 | 0.88 | 0.22 | - | 66,66,66,66 | 0 |
| 54 | MG | AA | 1603 | 1/1 | 0.93 | 0.14 | - | 44,44,44,44 | 0 |
| 54 | MG | BA | 3021 | 1/1 | 0.96 | 0.27 | - | 0,0,0,0 | 0 |
| 54 | MG | AA | 1619 | 1/1 | 0.84 | 0.08 | - | 71,71,71,71 | 0 |
| 54 | MG | BA | 3188 | 1/1 | 0.97 | 0.14 | - | 6,6,6,6 | 0 |
| 54 | MG | BA | 3027 | 1/1 | 0.71 | 0.30 | - | 44,44,44,44 | 0 |
| 54 | MG | DA | 3141 | 1/1 | 0.96 | 0.21 | - | 39,39,39,39 | 0 |
| 54 | MG | DA | 3111 | 1/1 | 0.63 | 0.20 | - | 103,103,103,103 | 0 |

Continued on next page...

Continued from previous page...

| Mol | Type | Chain | Res | Atoms | RSCC | RSR | LLDF | B-factors(\AA^2) | Q<0.9 |
|-----|------|-------|------|-------|------|------|------|-----------------------------|-------|
| 54 | MG | AA | 1658 | 1/1 | 0.67 | 0.67 | - | 52,52,52,52 | 0 |
| 54 | MG | DA | 3118 | 1/1 | 0.89 | 0.09 | - | 55,55,55,55 | 0 |
| 54 | MG | BA | 3114 | 1/1 | 0.92 | 0.12 | - | 0,0,0,0 | 0 |
| 54 | MG | DA | 3091 | 1/1 | 0.71 | 0.17 | - | 82,82,82,82 | 0 |
| 54 | MG | BA | 3094 | 1/1 | 0.89 | 0.10 | - | 42,42,42,42 | 0 |
| 54 | MG | BA | 3157 | 1/1 | 0.96 | 0.07 | - | 18,18,18,18 | 0 |
| 54 | MG | CA | 1639 | 1/1 | 0.93 | 0.08 | - | 49,49,49,49 | 0 |
| 54 | MG | BA | 3192 | 1/1 | 0.96 | 0.18 | - | 23,23,23,23 | 0 |
| 54 | MG | BA | 3090 | 1/1 | 0.84 | 0.16 | - | 34,34,34,34 | 0 |
| 54 | MG | AA | 1625 | 1/1 | 0.91 | 0.13 | - | 14,14,14,14 | 0 |
| 54 | MG | BA | 3017 | 1/1 | 0.91 | 0.14 | - | 13,13,13,13 | 0 |
| 54 | MG | CA | 1620 | 1/1 | 0.97 | 0.04 | - | 61,61,61,61 | 0 |
| 54 | MG | BA | 3056 | 1/1 | 0.95 | 0.10 | - | 2,2,2,2 | 0 |
| 54 | MG | AA | 1633 | 1/1 | 0.88 | 0.12 | - | 51,51,51,51 | 0 |
| 54 | MG | CA | 1642 | 1/1 | 0.92 | 0.22 | - | 25,25,25,25 | 0 |
| 54 | MG | BA | 3180 | 1/1 | 0.93 | 0.14 | - | 29,29,29,29 | 0 |
| 54 | MG | DA | 3034 | 1/1 | 0.75 | 0.17 | - | 69,69,69,69 | 0 |
| 54 | MG | BA | 3095 | 1/1 | 0.93 | 0.07 | - | 17,17,17,17 | 0 |
| 54 | MG | BA | 3008 | 1/1 | 0.96 | 0.14 | - | 33,33,33,33 | 0 |
| 54 | MG | CA | 1611 | 1/1 | 0.85 | 0.25 | - | 87,87,87,87 | 0 |
| 54 | MG | AA | 1664 | 1/1 | 0.54 | 0.72 | - | 49,49,49,49 | 0 |
| 54 | MG | DA | 3075 | 1/1 | 0.90 | 0.19 | - | 83,83,83,83 | 0 |
| 54 | MG | DA | 3021 | 1/1 | 0.87 | 0.16 | - | 53,53,53,53 | 0 |
| 54 | MG | DA | 3088 | 1/1 | 0.80 | 0.12 | - | 75,75,75,75 | 0 |
| 54 | MG | BA | 3172 | 1/1 | 0.92 | 0.09 | - | 27,27,27,27 | 0 |
| 54 | MG | AA | 1662 | 1/1 | 0.70 | 0.46 | - | 58,58,58,58 | 0 |
| 54 | MG | BA | 3039 | 1/1 | 1.00 | 0.23 | - | 0,0,0,0 | 0 |
| 54 | MG | DA | 3052 | 1/1 | 0.95 | 0.10 | - | 60,60,60,60 | 0 |
| 54 | MG | BA | 3184 | 1/1 | 0.99 | 0.16 | - | 3,3,3,3 | 0 |
| 54 | MG | BA | 3016 | 1/1 | 0.92 | 0.34 | - | 51,51,51,51 | 0 |
| 54 | MG | BA | 3145 | 1/1 | 0.96 | 0.27 | - | 17,17,17,17 | 0 |
| 54 | MG | BA | 3091 | 1/1 | 0.96 | 0.09 | - | 4,4,4,4 | 0 |
| 54 | MG | DA | 3065 | 1/1 | 0.93 | 0.10 | - | 34,34,34,34 | 0 |
| 54 | MG | AA | 1651 | 1/1 | 0.84 | 0.20 | - | 51,51,51,51 | 0 |
| 54 | MG | DQ | 201 | 1/1 | 0.95 | 0.27 | - | 37,37,37,37 | 0 |
| 54 | MG | CA | 1641 | 1/1 | 0.94 | 0.26 | - | 66,66,66,66 | 0 |
| 54 | MG | DA | 3144 | 1/1 | 0.80 | 0.29 | - | 72,72,72,72 | 0 |
| 54 | MG | DA | 3101 | 1/1 | 0.88 | 0.13 | - | 63,63,63,63 | 0 |
| 54 | MG | BA | 3045 | 1/1 | 0.97 | 0.06 | - | 27,27,27,27 | 0 |
| 54 | MG | BA | 3080 | 1/1 | 0.95 | 0.07 | - | 42,42,42,42 | 0 |
| 54 | MG | BA | 3005 | 1/1 | 0.82 | 0.14 | - | 45,45,45,45 | 0 |
| 54 | MG | BA | 3125 | 1/1 | 0.86 | 0.29 | - | 39,39,39,39 | 0 |

Continued on next page...

Continued from previous page...

| Mol | Type | Chain | Res | Atoms | RSCC | RSR | LLDF | B-factors(\AA^2) | Q<0.9 |
|-----|------|-------|------|-------|------|------|------|-----------------------------|-------|
| 54 | MG | BA | 3074 | 1/1 | 0.97 | 0.12 | - | 1,1,1,1 | 0 |
| 54 | MG | AA | 1667 | 1/1 | 0.90 | 0.16 | - | 30,30,30,30 | 0 |
| 54 | MG | BA | 3012 | 1/1 | 0.93 | 0.08 | - | 19,19,19,19 | 0 |
| 54 | MG | CA | 1637 | 1/1 | 0.82 | 0.23 | - | 64,64,64,64 | 0 |
| 54 | MG | AA | 1643 | 1/1 | 0.91 | 0.16 | - | 42,42,42,42 | 0 |
| 54 | MG | AA | 1637 | 1/1 | 0.69 | 0.14 | - | 81,81,81,81 | 0 |
| 54 | MG | DA | 3107 | 1/1 | 0.85 | 0.12 | - | 70,70,70,70 | 0 |
| 54 | MG | DA | 3127 | 1/1 | 0.73 | 0.20 | - | 74,74,74,74 | 0 |
| 54 | MG | DA | 3083 | 1/1 | 0.86 | 0.22 | - | 74,74,74,74 | 0 |
| 54 | MG | AA | 1620 | 1/1 | 0.97 | 0.06 | - | 30,30,30,30 | 0 |
| 54 | MG | DL | 201 | 1/1 | 0.60 | 0.52 | - | 68,68,68,68 | 0 |
| 54 | MG | DA | 3008 | 1/1 | 0.83 | 0.30 | - | 102,102,102,102 | 0 |
| 54 | MG | DA | 3095 | 1/1 | 0.74 | 0.28 | - | 91,91,91,91 | 0 |
| 54 | MG | DA | 3031 | 1/1 | 0.85 | 0.14 | - | 65,65,65,65 | 0 |
| 54 | MG | AA | 1655 | 1/1 | 0.98 | 0.12 | - | 44,44,44,44 | 0 |
| 54 | MG | CA | 1643 | 1/1 | 0.86 | 0.30 | - | 44,44,44,44 | 0 |
| 54 | MG | DA | 3125 | 1/1 | 0.81 | 0.17 | - | 59,59,59,59 | 0 |
| 54 | MG | BA | 3088 | 1/1 | 0.99 | 0.21 | - | 2,2,2,2 | 0 |
| 54 | MG | CA | 1631 | 1/1 | 0.59 | 0.23 | - | 101,101,101,101 | 0 |
| 54 | MG | BA | 3127 | 1/1 | 0.96 | 0.12 | - | 5,5,5,5 | 0 |
| 54 | MG | BA | 3134 | 1/1 | 0.81 | 0.42 | - | 54,54,54,54 | 0 |
| 54 | MG | BA | 3102 | 1/1 | 0.97 | 0.08 | - | 9,9,9,9 | 0 |
| 54 | MG | BA | 3101 | 1/1 | 0.90 | 0.10 | - | 1,1,1,1 | 0 |
| 54 | MG | BA | 3071 | 1/1 | 0.95 | 0.19 | - | 66,66,66,66 | 0 |
| 54 | MG | CA | 1627 | 1/1 | 0.90 | 0.28 | - | 87,87,87,87 | 0 |
| 54 | MG | BA | 3040 | 1/1 | 0.93 | 0.13 | - | 2,2,2,2 | 0 |
| 54 | MG | BA | 3189 | 1/1 | 0.69 | 0.21 | - | 48,48,48,48 | 0 |
| 54 | MG | DA | 3039 | 1/1 | 0.96 | 0.07 | - | 57,57,57,57 | 0 |
| 54 | MG | DA | 3014 | 1/1 | 0.80 | 0.20 | - | 78,78,78,78 | 0 |
| 54 | MG | CA | 1647 | 1/1 | 0.96 | 0.09 | - | 36,36,36,36 | 0 |
| 54 | MG | DA | 3026 | 1/1 | 0.34 | 0.49 | - | 100,100,100,100 | 0 |
| 54 | MG | BB | 203 | 1/1 | 0.95 | 0.04 | - | 8,8,8,8 | 0 |
| 54 | MG | BA | 3161 | 1/1 | 0.94 | 0.16 | - | 33,33,33,33 | 0 |
| 54 | MG | BA | 3148 | 1/1 | 0.97 | 0.17 | - | 28,28,28,28 | 0 |
| 54 | MG | DA | 3092 | 1/1 | 0.71 | 0.78 | - | 117,117,117,117 | 0 |
| 54 | MG | BA | 3087 | 1/1 | 0.91 | 0.12 | - | 2,2,2,2 | 0 |
| 54 | MG | BA | 3047 | 1/1 | 0.92 | 0.17 | - | 4,4,4,4 | 0 |
| 54 | MG | BA | 3028 | 1/1 | 0.99 | 0.04 | - | 6,6,6,6 | 0 |
| 54 | MG | DA | 3155 | 1/1 | 0.96 | 0.32 | - | 42,42,42,42 | 0 |
| 54 | MG | DA | 3030 | 1/1 | 0.89 | 0.22 | - | 70,70,70,70 | 0 |
| 54 | MG | AA | 1663 | 1/1 | 0.91 | 0.11 | - | 45,45,45,45 | 0 |
| 54 | MG | AA | 1659 | 1/1 | 0.81 | 0.18 | - | 62,62,62,62 | 0 |

Continued on next page...

Continued from previous page...

| Mol | Type | Chain | Res | Atoms | RSCC | RSR | LLDF | B-factors(\AA^2) | Q<0.9 |
|-----|------|-------|------|-------|------|------|------|-----------------------------|-------|
| 54 | MG | DA | 3114 | 1/1 | 0.92 | 0.14 | - | 66,66,66,66 | 0 |
| 54 | MG | BA | 3175 | 1/1 | 0.96 | 0.14 | - | 34,34,34,34 | 0 |
| 54 | MG | CA | 1656 | 1/1 | 0.90 | 0.26 | - | 50,50,50,50 | 0 |
| 54 | MG | BA | 3050 | 1/1 | 0.94 | 0.07 | - | 18,18,18,18 | 0 |
| 54 | MG | AA | 1626 | 1/1 | 0.79 | 0.27 | - | 53,53,53,53 | 0 |
| 54 | MG | DA | 3104 | 1/1 | 0.74 | 0.08 | - | 80,80,80,80 | 0 |
| 54 | MG | BQ | 201 | 1/1 | 0.98 | 0.14 | - | 7,7,7,7 | 0 |
| 54 | MG | AA | 1602 | 1/1 | 0.94 | 0.42 | - | 55,55,55,55 | 0 |
| 54 | MG | BA | 3007 | 1/1 | 0.95 | 0.10 | - | 24,24,24,24 | 0 |
| 54 | MG | DA | 3070 | 1/1 | 0.62 | 0.18 | - | 108,108,108,108 | 0 |

6.5 Other polymers [i](#)

There are no such residues in this entry.