



Full wwPDB NMR Structure Validation Report ⓘ

Apr 26, 2016 – 07:11 PM BST

PDB ID : 1U6P
Title : NMR Structure of the MLV encapsidation signal bound to the Nucleocapsid protein
Authors : D'Souza, V.; Summers, M.F.
Deposited on : 2004-07-30

This is a Full wwPDB NMR Structure Validation Report for a publicly released PDB entry.
We welcome your comments at validation@mail.wwpdb.org
A user guide is available at
<http://wwpdb.org/validation/2016/NMRValidationReportHelp>
with specific help available everywhere you see the ⓘ symbol.

The following versions of software and data (see [references ⓘ](#)) were used in the production of this report:

Cyrange : Kirchner and Güntert (2011)
NmrClust : Kelley et al. (1996)
MolProbity : 4.02b-467
Mogul : 1.7.1 (RC1), CSD as537be (2016)
Percentile statistics : 20151230.v01 (using entries in the PDB archive December 30th 2015)
RCI : v_1n_11_5_13_A (Berjanski et al., 2005)
PANAV : Wang et al. (2010)
ShiftChecker : rb-20027457
Ideal geometry (proteins) : Engh & Huber (2001)
Ideal geometry (DNA, RNA) : Parkinson et al. (1996)
Validation Pipeline (wwPDB-VP) : rb-20027457

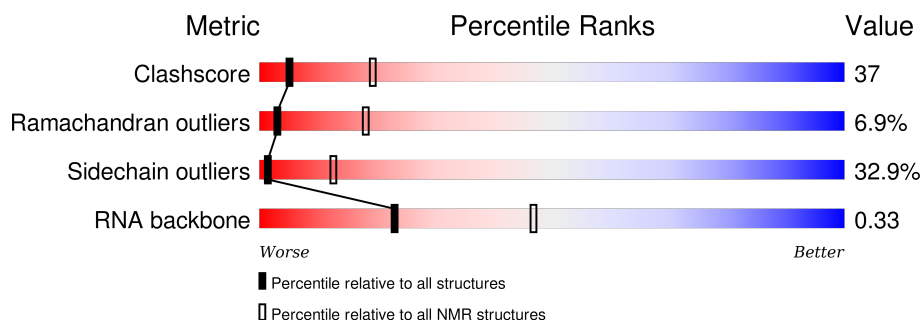
1 Overall quality at a glance

The following experimental techniques were used to determine the structure:

SOLUTION NMR

The overall completeness of chemical shifts assignment was not calculated.

Percentile scores (ranging between 0-100) for global validation metrics of the entry are shown in the following graphic. The table shows the number of entries on which the scores are based.



Metric	Whole archive (#Entries)	NMR archive (#Entries)
Clashscore	114402	11133
Ramachandran outliers	111179	9975
Sidechain outliers	111093	9958
RNA backbone	3027	600

The table below summarises the geometric issues observed across the polymeric chains and their fit to the experimental data. The red, orange, yellow and green segments indicate the fraction of residues that contain outliers for ≥ 3 , 2, 1 and 0 types of geometric quality criteria. A cyan segment indicates the fraction of residues that are not part of the well-defined cores, and a grey segment represents the fraction of residues that are not modelled. The numeric value for each fraction is indicated below the corresponding segment, with a dot representing fractions $\leq 5\%$

Mol	Chain	Length	Quality of chain
1	B	101	
2	A	56	

2 Ensemble composition and analysis

This entry contains 20 models. Model 10 is the overall representative, medoid model (most similar to other models). The authors have identified model 1 as representative, based on the following criterion: *lowest energy*.

The following residues are included in the computation of the global validation metrics.

Well-defined (core) protein residues			
Well-defined core	Residue range (total)	Backbone RMSD (Å)	Medoid model
1	A:8-A:15 (8)	0.87	8
2	A:22-A:41 (20)	0.13	10
3	A:43-A:54 (12)	1.26	16

Ill-defined regions of proteins are excluded from the global statistics.

Ligands and non-protein polymers are included in the analysis.

The models can be grouped into 6 clusters. No single-model clusters were found.

Cluster number	Models
1	2, 8, 12, 13, 14, 16
2	7, 9, 10, 11, 19
3	4, 18, 20
4	15, 17
5	1, 3
6	5, 6

3 Entry composition

There are 3 unique types of molecules in this entry. The entry contains 4148 atoms, of which 1536 are hydrogens and 0 are deuteriums.

- Molecule 1 is a RNA chain called 101-MER.

Mol	Chain	Residues	Atoms						Trace
1	B	101	Total	C	H	N	O	P	0
			3259	965	1092	395	706	101	

- Molecule 2 is a protein called Gag polyprotein.

Mol	Chain	Residues	Atoms						Trace
2	A	56	Total	C	H	N	O	S	0
			888	266	444	95	80	3	

- Molecule 3 is ZINC ION (three-letter code: ZN) (formula: Zn).

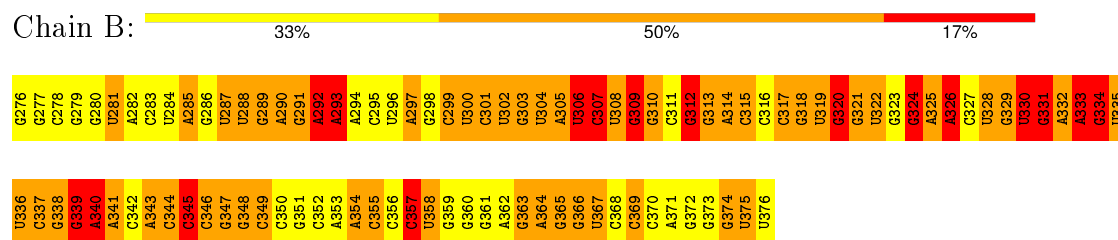
Mol	Chain	Residues	Atoms	
3	A	1	Total	Zn
			1	1

4 Residue-property plots

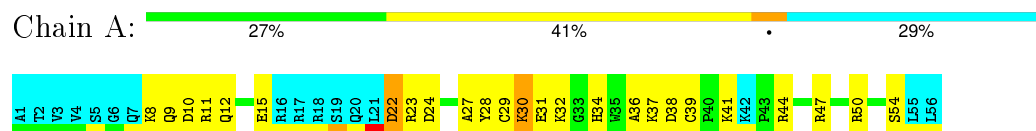
4.1 Average score per residue in the NMR ensemble

These plots are provided for all protein, RNA and DNA chains in the entry. The first graphic is the same as shown in the summary in section 1 of this report. The second graphic shows the sequence where residues are colour-coded according to the number of geometric quality criteria for which they contain at least one outlier: green = 0, yellow = 1, orange = 2 and red = 3 or more. Stretches of 2 or more consecutive residues without any outliers are shown as green connectors. Residues which are classified as ill-defined in the NMR ensemble, are shown in cyan with an underline colour-coded according to the previous scheme. Residues which were present in the experimental sample, but not modelled in the final structure are shown in grey.

- Molecule 1: 101-MER



- Molecule 2: Gag polypeptide

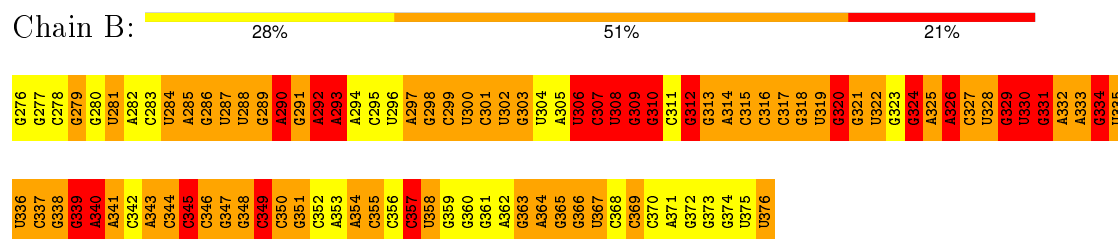


4.2 Scores per residue for each member of the ensemble

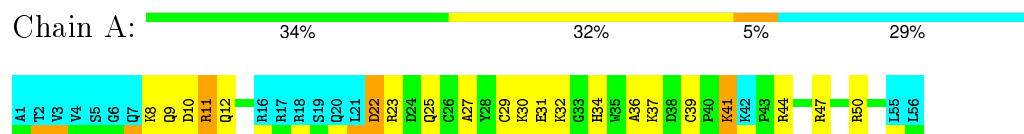
Colouring as in section 4.1 above.

4.2.1 Score per residue for model 1

- Molecule 1: 101-MER

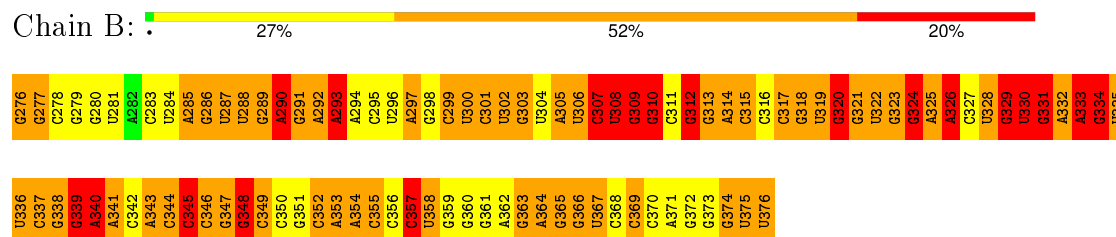


- Molecule 2: Gag polypeptide

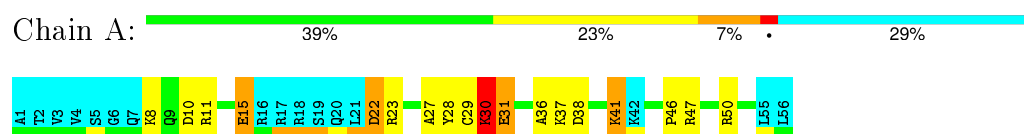


4.2.2 Score per residue for model 2

- Molecule 1: 101-MER

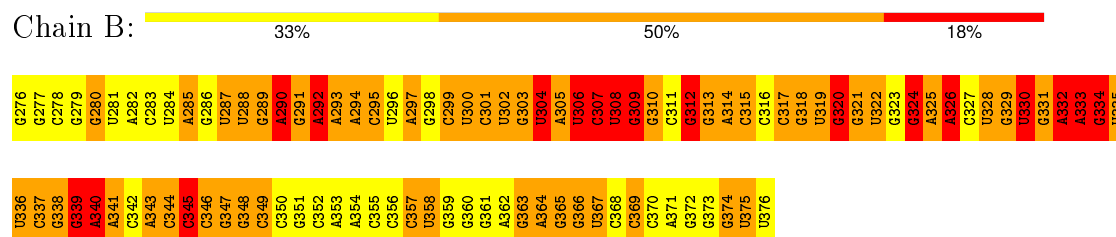


- Molecule 2: Gag polypeptide




4.2.3 Score per residue for model 3

- Molecule 1: 101-MER

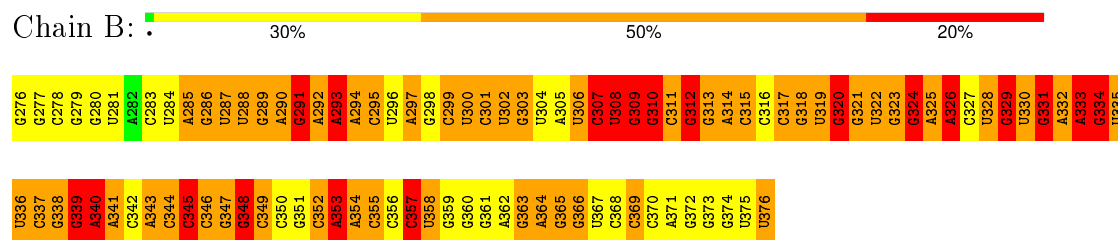


- Molecule 2: Gag polypeptide

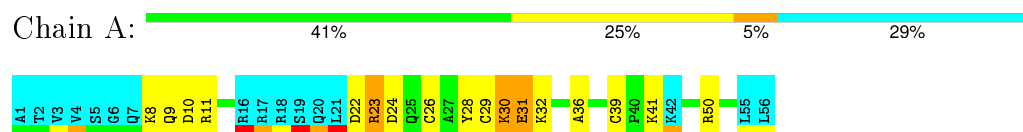


4.2.4 Score per residue for model 4

- Molecule 1: 101-MER

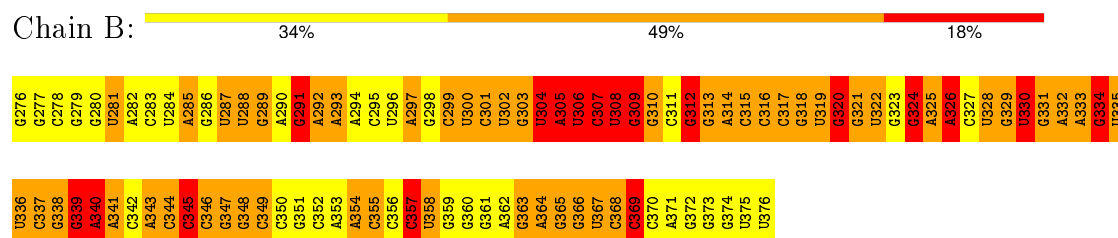


- Molecule 2: Gag polyprotein

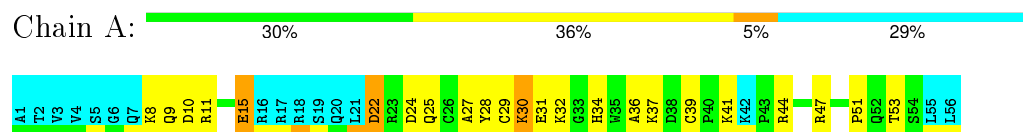


4.2.5 Score per residue for model 5

- Molecule 1: 101-MER

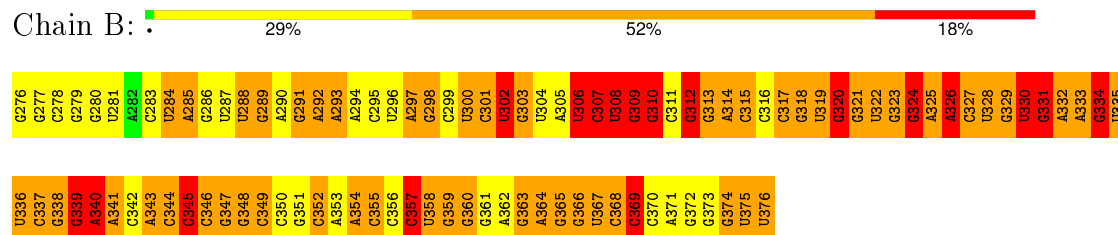


- Molecule 2: Gag polyprotein

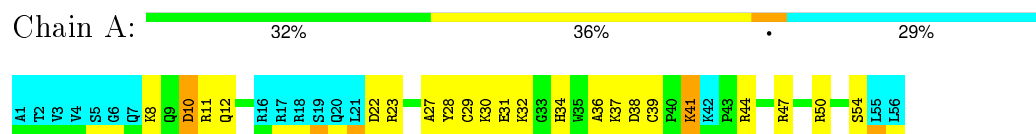


4.2.6 Score per residue for model 6

- Molecule 1: 101-MER

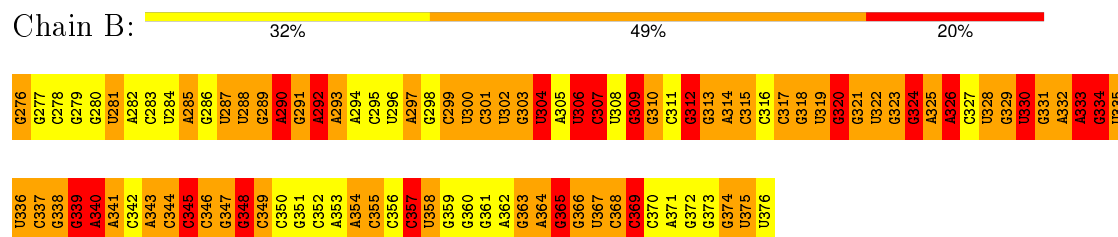


- Molecule 2: Gag polyprotein

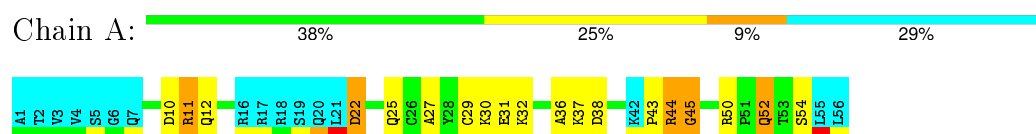


4.2.7 Score per residue for model 7

- Molecule 1: 101-MER

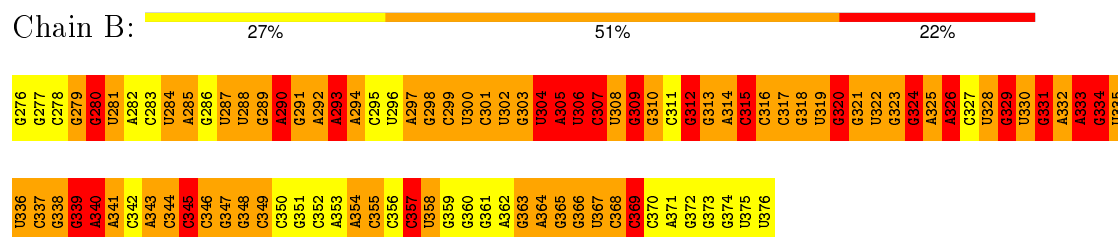


- Molecule 2: Gag polypeptide

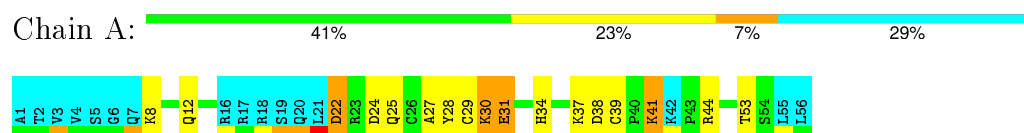


4.2.8 Score per residue for model 8

- Molecule 1: 101-MER

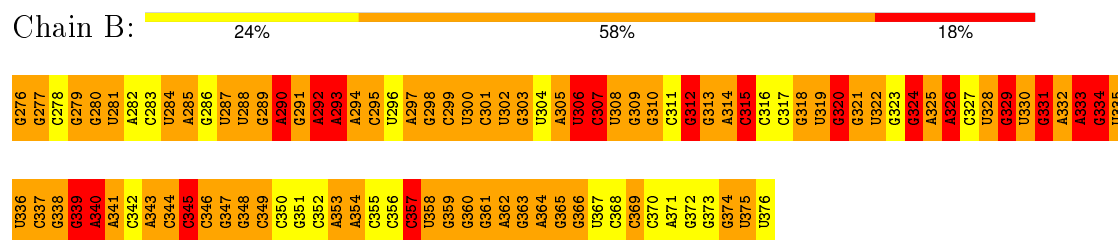


- Molecule 2: Gag polypeptide

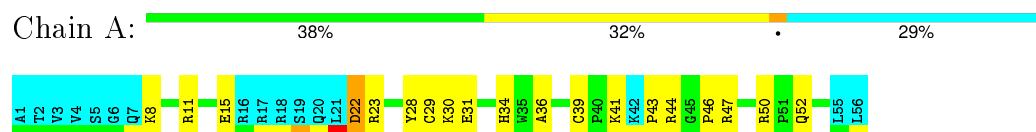


4.2.9 Score per residue for model 9

- Molecule 1: 101-MER

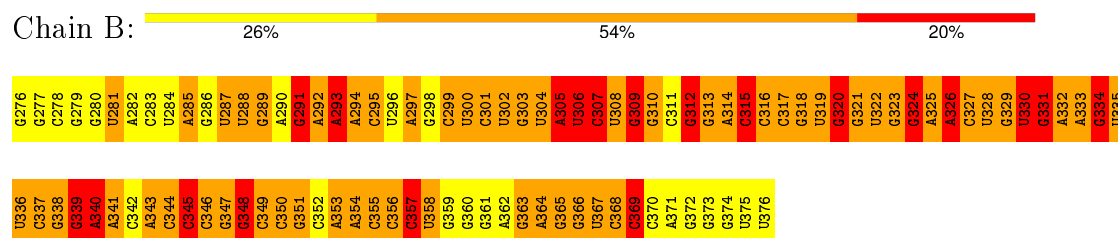


- Molecule 2: Gag polyprotein

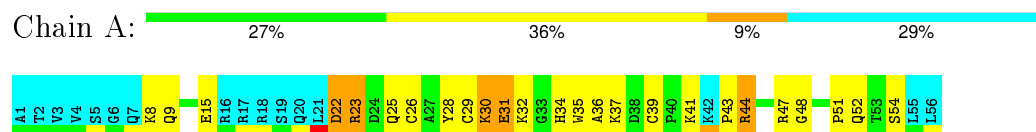


4.2.10 Score per residue for model 10 (medoid)

- Molecule 1: 101-MER

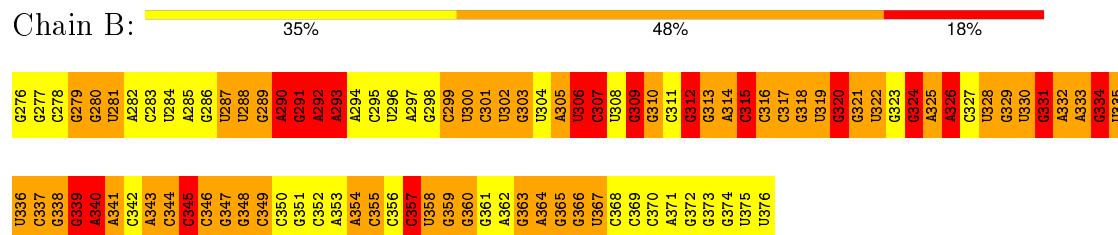


- Molecule 2: Gag polyprotein

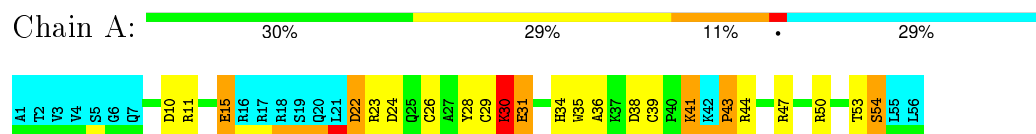


4.2.11 Score per residue for model 11

- Molecule 1: 101-MER

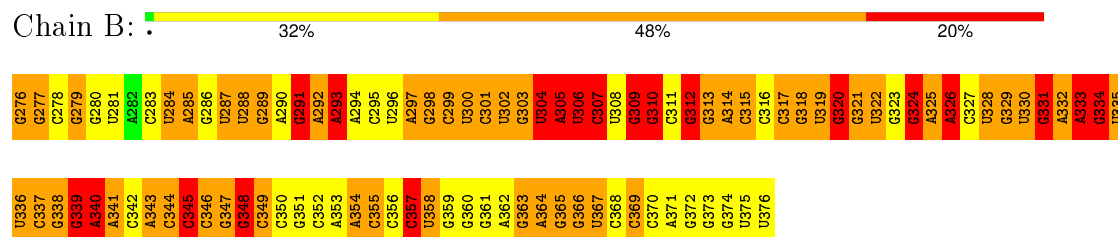


- Molecule 2: Gag polyprotein

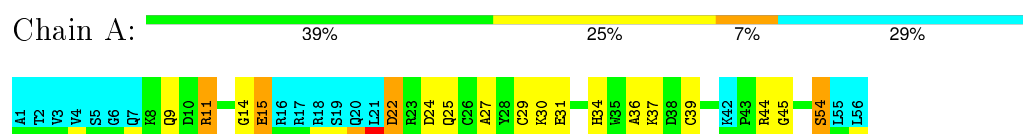


4.2.12 Score per residue for model 12

- Molecule 1: 101-MER

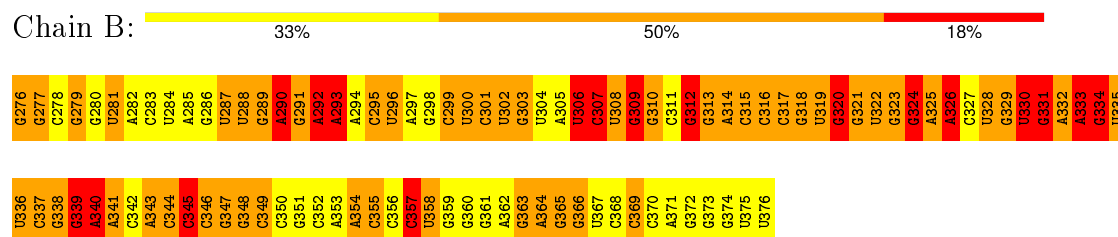


- Molecule 2: Gag polypeptide

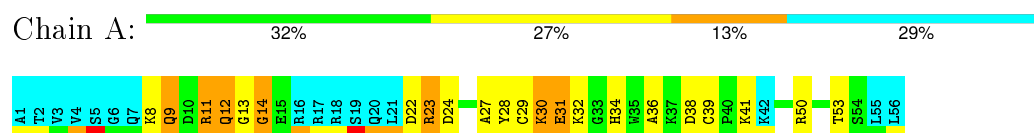


4.2.13 Score per residue for model 13

- Molecule 1: 101-MER

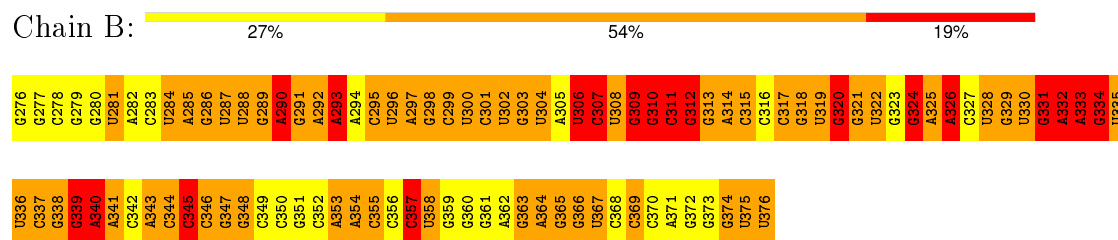


- Molecule 2: Gag polypeptide

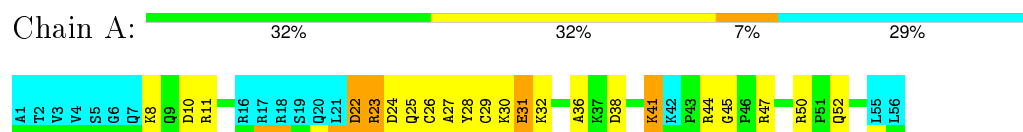


4.2.14 Score per residue for model 14

- Molecule 1: 101-MER

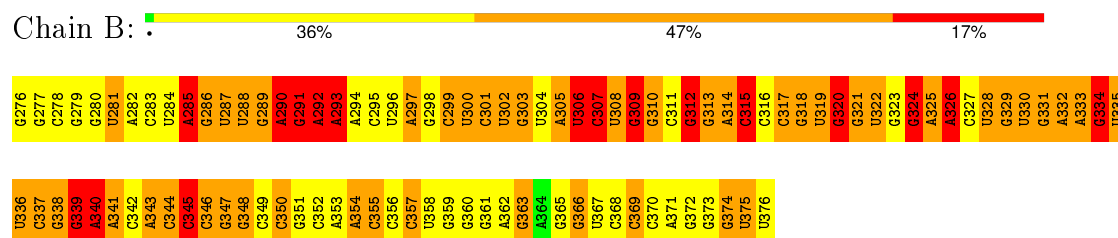


- Molecule 2: Gag polyprotein

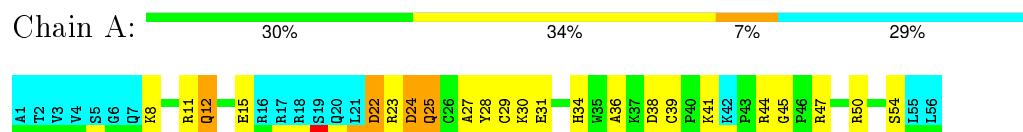


4.2.15 Score per residue for model 15

- Molecule 1: 101-MER

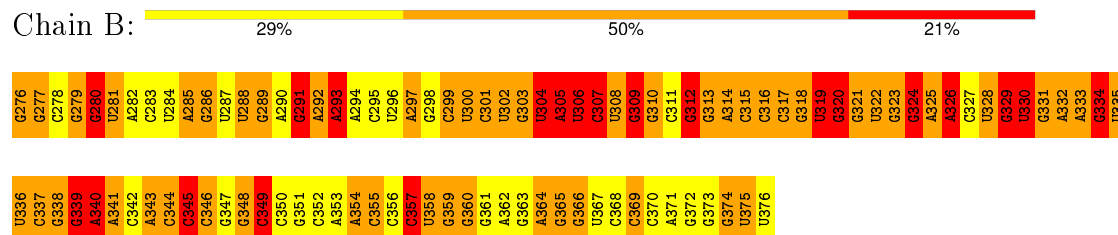


- Molecule 2: Gag polyprotein

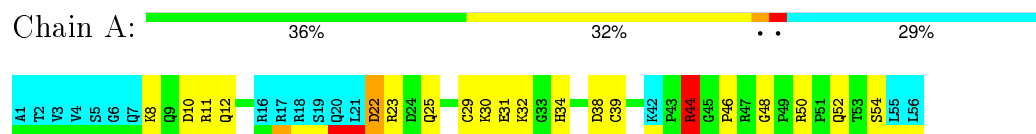


4.2.16 Score per residue for model 16

- Molecule 1: 101-MER

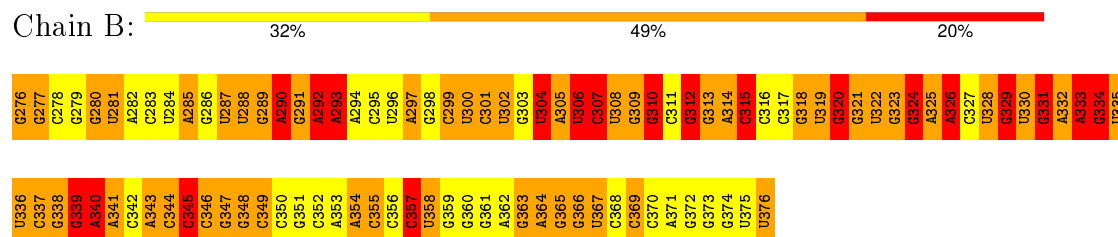


- Molecule 2: Gag polyprotein

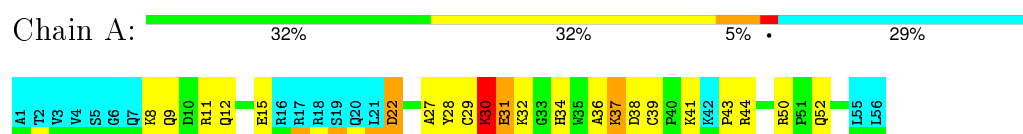


4.2.17 Score per residue for model 17

- Molecule 1: 101-MER

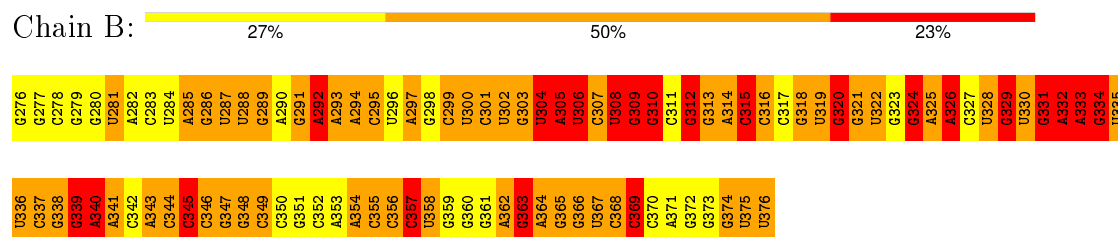


- Molecule 2: Gag polypeptide

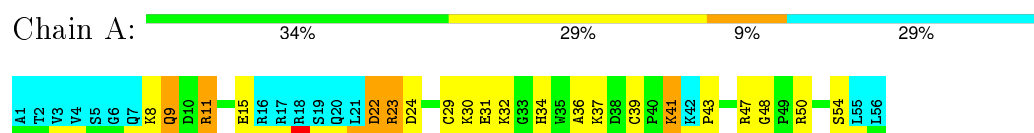


4.2.18 Score per residue for model 18

- Molecule 1: 101-MER

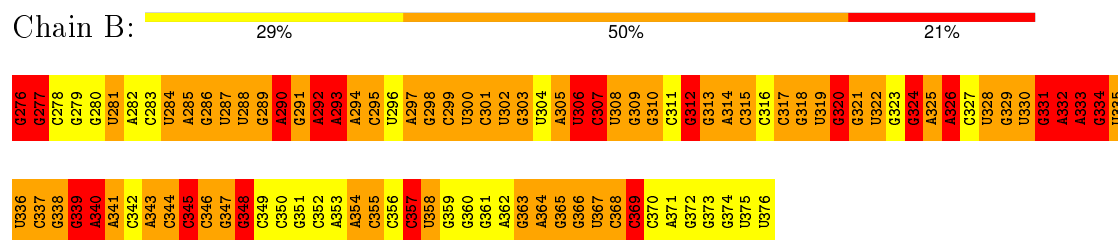


- Molecule 2: Gag polypeptide

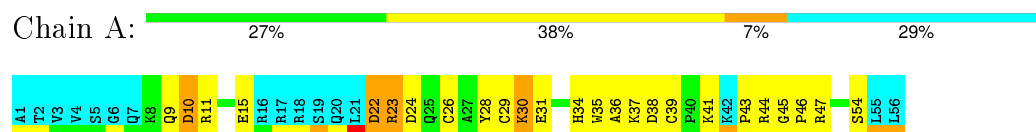


4.2.19 Score per residue for model 19

- Molecule 1: 101-MER

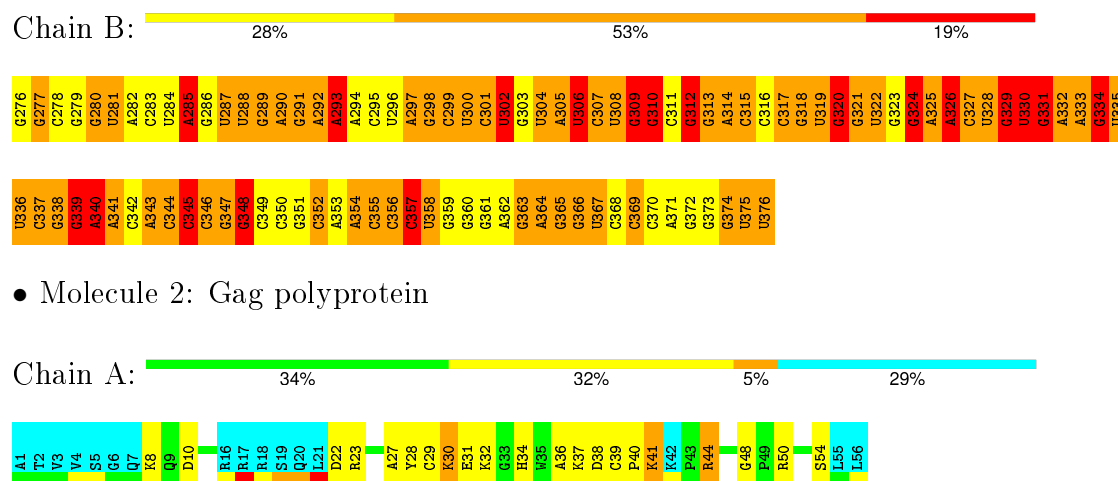


- Molecule 2: Gag polyprotein

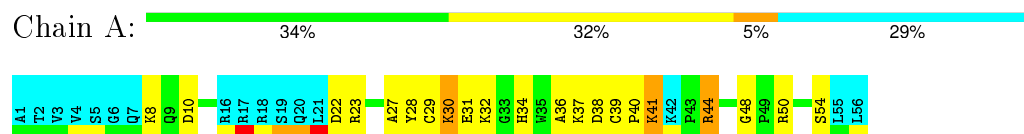


4.2.20 Score per residue for model 20

- Molecule 1: 101-MER



- Molecule 2: Gag polyprotein



5 Refinement protocol and experimental data overview

The models were refined using the following method: *TORSION ANGLE DYNAMICS, SIMULATED ANNEALING*.

Of the ? calculated structures, 20 were deposited, based on the following criterion: *structures with the least restraint violations*.

The following table shows the software used for structure solution, optimisation and refinement.

Software name	Classification	Version
CYANA	refinement	

No chemical shift data was provided. No validations of the models with respect to experimental NMR restraints is performed at this time.

6 Model quality (i)

6.1 Standard geometry (i)

Bond lengths and bond angles in the following residue types are not validated in this section: ZN, AP7

The Z score for a bond length (or angle) is the number of standard deviations the observed value is removed from the expected value. A bond length (or angle) with $|Z| > 5$ is considered an outlier worth inspection. RMSZ is the (average) root-mean-square of all Z scores of the bond lengths (or angles).

Mol	Chain	Bond lengths		Bond angles	
		RMSZ	#Z>5	RMSZ	#Z>5
1	B	1.54±0.01	1±1/2398 (0.1±0.0%)	3.38±0.01	407±3/3737 (10.9±0.1%)
2	A	0.66±0.00	0±0/327 (0.0±0.0%)	0.91±0.00	0±0/437 (0.0±0.0%)
All	All	1.46	26/54500 (0.0%)	3.21	8140/83480 (9.8%)

Chiral center outliers are detected by calculating the chiral volume of a chiral center and verifying if the center is modelled as a planar moiety or with the opposite hand. A planarity outlier is detected by checking planarity of atoms in a peptide group, atoms in a mainchain group or atoms of a sidechain that are expected to be planar.

Mol	Chain	Chirality	Planarity
1	B	0.1±0.4	0.0±0.0
All	All	3	0

All unique bond outliers are listed below. They are sorted according to the Z-score of the worst occurrence in the ensemble.

Mol	Chain	Res	Type	Atoms	Z	Observed(Å)	Ideal(Å)	Models	
								Worst	Total
1	B	339	G	C4'-O4'	-20.31	1.19	1.45	18	1
1	B	315	C	C4'-O4'	-12.18	1.29	1.45	18	20
1	B	330	U	C4'-O4'	-11.45	1.30	1.45	5	2
1	B	363	G	C4'-O4'	-7.66	1.35	1.45	18	1
1	B	319	U	C4'-O4'	5.63	1.52	1.45	16	1
1	B	331	G	C4'-O4'	-5.44	1.38	1.45	19	1

All unique angle outliers are listed below. They are sorted according to the Z-score of the worst occurrence in the ensemble.

Mol	Chain	Res	Type	Atoms	Z	Observed(°)	Ideal(°)	Models	
								Worst	Total
1	B	339	G	C5'-C4'-O4'	21.80	135.27	109.10	18	1

Continued on next page...

Continued from previous page...

Mol	Chain	Res	Type	Atoms	Z	Observed(°)	Ideal(°)	Models	
								Worst	Total
1	B	319	U	O4'-C4'-C3'	-15.22	88.78	104.00	16	20
1	B	338	G	O4'-C4'-C3'	-14.51	89.49	104.00	18	20
1	B	305	A	O4'-C4'-C3'	-14.07	89.93	104.00	12	19
1	B	310	G	O4'-C4'-C3'	-13.93	90.07	104.00	4	19
1	B	309	G	O4'-C4'-C3'	-13.89	90.11	104.00	6	20
1	B	329	G	O4'-C4'-C3'	-13.88	90.11	104.00	18	20
1	B	349	C	O4'-C4'-C3'	-13.86	90.14	104.00	10	20
1	B	276	G	O4'-C4'-C3'	-13.81	90.19	104.00	19	20
1	B	308	U	O4'-C4'-C3'	-13.72	90.28	104.00	14	18
1	B	346	C	O4'-C4'-C3'	-13.70	90.30	104.00	15	20
1	B	330	U	O4'-C4'-C3'	-13.57	90.42	104.00	8	20
1	B	322	U	O4'-C4'-C3'	-13.47	90.53	104.00	17	20
1	B	303	G	O4'-C4'-C3'	-13.34	90.66	104.00	9	20
1	B	339	G	C1'-O4'-C4'	-13.29	99.27	109.90	7	20
1	B	289	G	O4'-C4'-C3'	-13.18	90.82	104.00	3	20
1	B	364	A	O4'-C4'-C3'	-13.15	90.85	104.00	10	6
1	B	306	U	O4'-C4'-C3'	-13.15	90.85	104.00	4	20
1	B	350	C	O4'-C4'-C3'	-13.06	90.94	104.00	15	20
1	B	337	C	O4'-C4'-C3'	-13.03	90.97	104.00	14	20
1	B	288	U	O4'-C4'-C3'	-12.94	91.06	104.00	18	20
1	B	304	U	O4'-C4'-C3'	-12.92	91.08	104.00	19	14
1	B	315	C	C5'-C4'-O4'	12.84	124.50	109.10	18	20
1	B	365	G	O4'-C4'-C3'	-12.83	91.17	104.00	11	2
1	B	363	G	C5'-C4'-O4'	12.82	124.48	109.10	18	1
1	B	292	A	O4'-C4'-C3'	-12.77	91.23	104.00	12	20
1	B	301	C	O4'-C4'-C3'	-12.75	91.25	104.00	9	20
1	B	296	U	O4'-C4'-C3'	-12.71	91.29	104.00	14	20
1	B	299	C	O4'-C4'-C3'	-12.64	91.36	104.00	4	20
1	B	375	U	O4'-C4'-C3'	-12.61	91.39	104.00	5	20
1	B	287	U	O4'-C4'-C3'	-12.56	91.44	104.00	3	20
1	B	277	G	O4'-C4'-C3'	-12.54	91.46	104.00	16	20
1	B	366	G	O4'-C4'-C3'	-12.52	91.48	104.00	8	6
1	B	340	A	O4'-C4'-C3'	-12.48	91.52	104.00	18	20
1	B	360	G	O4'-C4'-C3'	-12.45	91.55	104.00	12	20
1	B	358	U	O4'-C4'-C3'	-12.45	91.55	104.00	5	20
1	B	348	G	O4'-C4'-C3'	-12.44	91.56	104.00	12	20
1	B	318	G	O4'-C4'-C3'	-12.37	91.63	104.00	16	20
1	B	290	A	O4'-C4'-C3'	-12.29	91.71	104.00	5	7
1	B	315	C	C1'-O4'-C4'	12.24	119.69	109.90	12	20
1	B	354	A	O4'-C4'-C3'	-12.20	91.80	104.00	4	20
1	B	368	C	O4'-C4'-C3'	-12.19	91.81	104.00	4	20

Continued on next page...

Continued from previous page...

Mol	Chain	Res	Type	Atoms	Z	Observed(°)	Ideal(°)	Models	
								Worst	Total
1	B	352	C	O4'-C4'-C3'	-12.15	91.85	104.00	14	20
1	B	321	G	O4'-C4'-C3'	-12.06	91.94	104.00	7	20
1	B	359	G	O4'-C4'-C3'	-12.05	91.95	104.00	16	20
1	B	298	G	O4'-C4'-C3'	-12.04	91.96	104.00	20	20
1	B	372	G	C5-C6-N1	12.00	117.50	111.50	8	20
1	B	339	G	C5-C6-N1	11.99	117.50	111.50	10	20
1	B	331	G	C5-C6-N1	11.98	117.49	111.50	5	20
1	B	347	G	C5-C6-N1	11.98	117.49	111.50	6	20
1	B	291	G	C5-C6-N1	11.98	117.49	111.50	6	20
1	B	374	G	C5-C6-N1	11.97	117.49	111.50	4	20
1	B	280	G	C5-C6-N1	11.97	117.48	111.50	14	20
1	B	310	G	C5-C6-N1	11.96	117.48	111.50	14	20
1	B	338	G	C5-C6-N1	11.96	117.48	111.50	10	20
1	B	360	G	C5-C6-N1	11.96	117.48	111.50	11	20
1	B	323	G	C5-C6-N1	11.96	117.48	111.50	2	20
1	B	277	G	C5-C6-N1	11.96	117.48	111.50	17	20
1	B	320	G	C5-C6-N1	11.96	117.48	111.50	4	20
1	B	279	G	C5-C6-N1	11.95	117.47	111.50	12	20
1	B	312	G	C5-C6-N1	11.95	117.47	111.50	10	20
1	B	313	G	C5-C6-N1	11.95	117.47	111.50	15	20
1	B	309	G	C5-C6-N1	11.95	117.47	111.50	20	20
1	B	318	G	C5-C6-N1	11.95	117.47	111.50	10	20
1	B	289	G	C5-C6-N1	11.94	117.47	111.50	18	20
1	B	359	G	C5-C6-N1	11.95	117.47	111.50	12	20
1	B	276	G	C5-C6-N1	11.94	117.47	111.50	20	20
1	B	303	G	C5-C6-N1	11.94	117.47	111.50	14	20
1	B	351	G	C5-C6-N1	11.94	117.47	111.50	15	20
1	B	329	G	C5-C6-N1	11.93	117.47	111.50	14	20
1	B	324	G	C5-C6-N1	11.93	117.46	111.50	3	20
1	B	361	G	C5-C6-N1	11.93	117.46	111.50	11	20
1	B	286	G	C5-C6-N1	11.92	117.46	111.50	15	20
1	B	348	G	C5-C6-N1	11.91	117.46	111.50	8	20
1	B	365	G	C5-C6-N1	11.91	117.45	111.50	8	20
1	B	366	G	C5-C6-N1	11.91	117.45	111.50	4	20
1	B	321	G	C5-C6-N1	11.91	117.45	111.50	11	20
1	B	376	U	O4'-C4'-C3'	-11.91	92.09	104.00	5	20
1	B	334	G	C5-C6-N1	11.90	117.45	111.50	5	20
1	B	356	C	O4'-C4'-C3'	-11.89	92.11	104.00	7	20
1	B	298	G	C5-C6-N1	11.88	117.44	111.50	12	20
1	B	363	G	C5-C6-N1	11.88	117.44	111.50	1	20
1	B	373	G	C5-C6-N1	11.88	117.44	111.50	15	20

Continued on next page...

Continued from previous page...

Mol	Chain	Res	Type	Atoms	Z	Observed(°)	Ideal(°)	Models	
								Worst	Total
1	B	323	G	O4'-C4'-C3'	-11.86	92.14	104.00	4	20
1	B	279	G	O4'-C4'-C3'	-11.85	92.15	104.00	9	20
1	B	355	C	O4'-C4'-C3'	-11.83	92.17	104.00	10	20
1	B	278	C	O4'-C4'-C3'	-11.82	92.18	104.00	16	20
1	B	311	C	O4'-C4'-C3'	-11.79	92.21	104.00	17	20
1	B	344	C	O4'-C4'-C3'	-11.78	92.22	104.00	13	20
1	B	345	C	O4'-C4'-C3'	-11.78	92.22	104.00	14	20
1	B	347	G	O4'-C4'-C3'	-11.75	92.25	104.00	17	20
1	B	330	U	C5'-C4'-O4'	11.66	123.10	109.10	5	2
1	B	370	C	O4'-C4'-C3'	-11.62	92.38	104.00	9	20
1	B	330	U	C1'-O4'-C4'	11.60	119.18	109.90	7	13
1	B	286	G	O4'-C4'-C3'	-11.59	92.41	104.00	11	20
1	B	331	G	O4'-C4'-C3'	-11.59	92.41	104.00	14	20
1	B	353	A	O4'-C4'-C3'	-11.44	92.56	104.00	4	20
1	B	307	C	O4'-C4'-C3'	-11.44	92.56	104.00	6	20
1	B	283	C	O4'-C4'-C3'	-11.38	92.62	104.00	12	20
1	B	281	U	O4'-C4'-C3'	-11.37	92.63	104.00	3	20
1	B	316	C	O4'-C4'-C3'	-11.36	92.64	104.00	15	11
1	B	295	C	O4'-C4'-C3'	-11.32	92.68	104.00	15	20
1	B	280	G	C6-N1-C2	-11.18	118.39	125.10	19	20
1	B	310	G	C6-N1-C2	-11.17	118.39	125.10	2	20
1	B	297	A	O4'-C4'-C3'	-11.16	92.84	104.00	7	20
1	B	309	G	C6-N1-C2	-11.16	118.40	125.10	20	20
1	B	276	G	C6-N1-C2	-11.15	118.41	125.10	4	20
1	B	338	G	C6-N1-C2	-11.14	118.41	125.10	16	20
1	B	279	G	C6-N1-C2	-11.14	118.42	125.10	4	20
1	B	303	G	C6-N1-C2	-11.14	118.42	125.10	7	20
1	B	334	G	C6-N1-C2	-11.14	118.42	125.10	3	20
1	B	329	G	C6-N1-C2	-11.14	118.42	125.10	9	20
1	B	365	G	C6-N1-C2	-11.13	118.42	125.10	3	20
1	B	286	G	C6-N1-C2	-11.13	118.42	125.10	6	20
1	B	320	G	C6-N1-C2	-11.13	118.42	125.10	4	20
1	B	372	G	C6-N1-C2	-11.12	118.43	125.10	8	20
1	B	298	G	C6-N1-C2	-11.12	118.43	125.10	11	20
1	B	312	G	C6-N1-C2	-11.12	118.43	125.10	10	20
1	B	321	G	C6-N1-C2	-11.12	118.43	125.10	11	20
1	B	351	G	C6-N1-C2	-11.11	118.43	125.10	18	20
1	B	366	G	C6-N1-C2	-11.11	118.43	125.10	7	20
1	B	291	G	C6-N1-C2	-11.11	118.43	125.10	8	20
1	B	361	G	C6-N1-C2	-11.11	118.44	125.10	11	20
1	B	324	G	C6-N1-C2	-11.10	118.44	125.10	10	20

Continued on next page...

Continued from previous page...

Mol	Chain	Res	Type	Atoms	Z	Observed(°)	Ideal(°)	Models	
								Worst	Total
1	B	339	G	C6-N1-C2	-11.10	118.44	125.10	10	20
1	B	347	G	C6-N1-C2	-11.10	118.44	125.10	9	20
1	B	323	G	C6-N1-C2	-11.10	118.44	125.10	10	20
1	B	318	G	C6-N1-C2	-11.09	118.44	125.10	12	20
1	B	359	G	C6-N1-C2	-11.09	118.44	125.10	13	20
1	B	289	G	C6-N1-C2	-11.09	118.45	125.10	18	20
1	B	331	G	C6-N1-C2	-11.09	118.45	125.10	5	20
1	B	313	G	C6-N1-C2	-11.08	118.45	125.10	15	20
1	B	360	G	C6-N1-C2	-11.08	118.45	125.10	15	20
1	B	348	G	C6-N1-C2	-11.08	118.45	125.10	17	20
1	B	277	G	C6-N1-C2	-11.07	118.46	125.10	18	20
1	B	363	G	C6-N1-C2	-11.07	118.46	125.10	7	20
1	B	373	G	C6-N1-C2	-11.05	118.47	125.10	1	20
1	B	374	G	C6-N1-C2	-11.03	118.48	125.10	7	20
1	B	369	C	O4'-C4'-C3'	-10.90	93.10	104.00	2	20
1	B	361	G	O4'-C4'-C3'	-10.88	93.12	104.00	2	20
1	B	317	C	O4'-C4'-C3'	-10.82	93.18	104.00	15	20
1	B	302	U	O4'-C4'-C3'	-10.70	93.31	104.00	9	20
1	B	374	G	O4'-C4'-C3'	-10.62	93.38	104.00	5	20
1	B	336	U	O4'-C4'-C3'	-10.55	93.45	104.00	17	20
1	B	328	U	O4'-C4'-C3'	-10.47	93.53	104.00	7	20
1	B	332	A	O4'-C4'-C3'	-10.46	93.55	104.00	3	19
1	B	372	G	O4'-C4'-C3'	-10.43	93.57	104.00	11	20
1	B	331	G	C1'-O4'-C4'	10.35	118.18	109.90	19	20
1	B	294	A	O4'-C4'-C3'	-10.01	93.99	104.00	15	20
1	B	300	U	C1'-O4'-C4'	9.76	117.71	109.90	16	20
1	B	285	A	O4'-C4'-C3'	-9.73	94.27	104.00	4	20
1	B	336	U	C1'-O4'-C4'	9.58	117.57	109.90	20	20
1	B	341	A	C1'-O4'-C4'	9.54	117.53	109.90	20	20
1	B	328	U	C1'-O4'-C4'	9.52	117.52	109.90	19	20
1	B	313	G	C1'-O4'-C4'	9.49	117.49	109.90	17	20
1	B	325	A	C1'-O4'-C4'	9.47	117.48	109.90	11	20
1	B	291	G	C1'-O4'-C4'	9.35	117.38	109.90	18	20
1	B	335	U	C1'-O4'-C4'	9.34	117.37	109.90	12	20
1	B	302	U	C1'-O4'-C4'	9.33	117.36	109.90	17	20
1	B	335	U	O4'-C4'-C3'	-9.31	94.69	104.00	4	20
1	B	318	G	C1'-O4'-C4'	9.29	117.33	109.90	20	19
1	B	332	A	C1'-O4'-C4'	9.29	117.33	109.90	16	20
1	B	337	C	C1'-O4'-C4'	9.29	117.33	109.90	4	10
1	B	294	A	C1'-O4'-C4'	9.27	117.32	109.90	5	20
1	B	353	A	C1'-O4'-C4'	9.27	117.32	109.90	7	20

Continued on next page...

Continued from previous page...

Mol	Chain	Res	Type	Atoms	Z	Observed(°)	Ideal(°)	Models	
								Worst	Total
1	B	285	A	C1'-O4'-C4'	9.27	117.31	109.90	11	20
1	B	362	A	O4'-C4'-C3'	-9.27	94.73	104.00	18	20
1	B	373	G	O4'-C4'-C3'	-9.26	94.74	104.00	16	20
1	B	276	G	C1'-O4'-C4'	9.26	117.30	109.90	17	20
1	B	280	G	C1'-O4'-C4'	9.25	117.30	109.90	2	20
1	B	359	G	C1'-O4'-C4'	9.25	117.30	109.90	19	20
1	B	367	U	C1'-O4'-C4'	9.25	117.30	109.90	11	20
1	B	317	C	C1'-O4'-C4'	9.24	117.30	109.90	5	20
1	B	374	G	C1'-O4'-C4'	9.24	117.30	109.90	4	20
1	B	351	G	C1'-O4'-C4'	9.24	117.29	109.90	16	20
1	B	284	U	C1'-O4'-C4'	9.24	117.29	109.90	7	20
1	B	363	G	C1'-O4'-C4'	9.23	117.29	109.90	4	19
1	B	283	C	C1'-O4'-C4'	9.23	117.28	109.90	7	20
1	B	296	U	C1'-O4'-C4'	9.23	117.28	109.90	4	20
1	B	373	G	C1'-O4'-C4'	9.22	117.28	109.90	20	20
1	B	333	A	C1'-O4'-C4'	9.21	117.27	109.90	4	20
1	B	293	A	C1'-O4'-C4'	9.21	117.27	109.90	19	20
1	B	354	A	C1'-O4'-C4'	9.20	117.26	109.90	15	20
1	B	365	G	C1'-O4'-C4'	-9.20	102.54	109.90	6	10
1	B	307	C	C1'-O4'-C4'	9.20	117.26	109.90	3	20
1	B	372	G	C1'-O4'-C4'	9.20	117.26	109.90	14	20
1	B	343	A	C1'-O4'-C4'	9.18	117.24	109.90	6	20
1	B	362	A	C1'-O4'-C4'	9.18	117.24	109.90	19	20
1	B	345	C	C1'-O4'-C4'	9.16	117.23	109.90	17	20
1	B	376	U	C1'-O4'-C4'	9.12	117.19	109.90	6	20
1	B	366	G	C1'-O4'-C4'	9.11	117.19	109.90	14	13
1	B	278	C	C1'-O4'-C4'	9.11	117.19	109.90	11	20
1	B	360	G	C1'-O4'-C4'	9.11	117.19	109.90	4	20
1	B	356	C	C1'-O4'-C4'	9.10	117.18	109.90	4	20
1	B	289	G	C1'-O4'-C4'	9.09	117.17	109.90	6	19
1	B	342	C	O4'-C4'-C3'	-9.08	94.92	104.00	9	20
1	B	305	A	C1'-O4'-C4'	9.07	117.16	109.90	19	13
1	B	327	C	C1'-O4'-C4'	9.06	117.15	109.90	6	20
1	B	290	A	C1'-O4'-C4'	9.06	117.14	109.90	18	20
1	B	292	A	C1'-O4'-C4'	9.06	117.14	109.90	14	19
1	B	314	A	C1'-O4'-C4'	9.05	117.14	109.90	13	20
1	B	368	C	C1'-O4'-C4'	9.03	117.13	109.90	7	20
1	B	361	G	C1'-O4'-C4'	9.03	117.12	109.90	8	20
1	B	341	A	O4'-C4'-C3'	-9.02	94.98	104.00	10	20
1	B	369	C	C1'-O4'-C4'	9.01	117.11	109.90	19	20
1	B	351	G	N1-C2-N3	8.85	129.21	123.90	18	20

Continued on next page...

Continued from previous page...

Mol	Chain	Res	Type	Atoms	Z	Observed(°)	Ideal(°)	Models	
								Worst	Total
1	B	334	G	N1-C2-N3	8.84	129.21	123.90	3	20
1	B	329	G	N1-C2-N3	8.84	129.20	123.90	5	20
1	B	295	C	C1'-O4'-C4'	8.84	116.97	109.90	2	20
1	B	313	G	N1-C2-N3	8.83	129.20	123.90	10	20
1	B	286	G	N1-C2-N3	8.82	129.19	123.90	13	20
1	B	298	G	N1-C2-N3	8.82	129.19	123.90	11	20
1	B	303	G	N1-C2-N3	8.82	129.19	123.90	7	20
1	B	371	A	C1'-O4'-C4'	8.82	116.96	109.90	1	20
1	B	280	G	N1-C2-N3	8.82	129.19	123.90	19	20
1	B	348	G	N1-C2-N3	8.80	129.18	123.90	10	20
1	B	373	G	N1-C2-N3	8.80	129.18	123.90	11	20
1	B	289	G	N1-C2-N3	8.80	129.18	123.90	2	20
1	B	309	G	N1-C2-N3	8.80	129.18	123.90	20	20
1	B	309	G	C1'-O4'-C4'	8.80	116.94	109.90	13	9
1	B	338	G	N1-C2-N3	8.80	129.18	123.90	16	20
1	B	363	G	N1-C2-N3	8.79	129.18	123.90	16	20
1	B	360	G	N1-C2-N3	8.79	129.17	123.90	9	20
1	B	365	G	N1-C2-N3	8.79	129.17	123.90	3	20
1	B	320	G	N1-C2-N3	8.79	129.17	123.90	3	20
1	B	339	G	N1-C2-N3	8.78	129.17	123.90	18	20
1	B	347	G	N1-C2-N3	8.78	129.17	123.90	3	20
1	B	351	G	O4'-C4'-C3'	-8.78	95.22	104.00	20	20
1	B	374	G	N1-C2-N3	8.78	129.17	123.90	7	20
1	B	276	G	N1-C2-N3	8.78	129.17	123.90	12	20
1	B	324	G	N1-C2-N3	8.78	129.17	123.90	10	20
1	B	366	G	N1-C2-N3	8.78	129.17	123.90	18	20
1	B	359	G	N1-C2-N3	8.78	129.16	123.90	16	20
1	B	318	G	N1-C2-N3	8.77	129.16	123.90	12	20
1	B	291	G	N1-C2-N3	8.77	129.16	123.90	20	20
1	B	310	G	N1-C2-N3	8.77	129.16	123.90	2	20
1	B	324	G	C1'-O4'-C4'	8.77	116.92	109.90	6	4
1	B	279	G	N1-C2-N3	8.77	129.16	123.90	20	20
1	B	334	G	C1'-O4'-C4'	8.77	116.91	109.90	4	20
1	B	361	G	N1-C2-N3	8.77	129.16	123.90	12	20
1	B	323	G	C1'-O4'-C4'	8.76	116.91	109.90	1	20
1	B	312	G	N1-C2-N3	8.75	129.15	123.90	12	20
1	B	342	C	C1'-O4'-C4'	8.75	116.90	109.90	12	20
1	B	277	G	N1-C2-N3	8.74	129.15	123.90	16	20
1	B	321	G	N1-C2-N3	8.74	129.15	123.90	2	20
1	B	331	G	N1-C2-N3	8.74	129.15	123.90	14	20
1	B	372	G	N1-C2-N3	8.74	129.15	123.90	17	20

Continued on next page...

Continued from previous page...

Mol	Chain	Res	Type	Atoms	Z	Observed(°)	Ideal(°)	Models	
								Worst	Total
1	B	323	G	N1-C2-N3	8.74	129.14	123.90	11	20
1	B	316	C	C1'-O4'-C4'	8.71	116.87	109.90	3	20
1	B	367	U	O4'-C4'-C3'	-8.68	95.32	104.00	4	20
1	B	304	U	C1'-O4'-C4'	8.64	116.81	109.90	4	19
1	B	358	U	C1'-O4'-C4'	8.63	116.80	109.90	10	20
1	B	344	C	C1'-O4'-C4'	8.63	116.80	109.90	9	20
1	B	343	A	O4'-C4'-C3'	-8.62	95.38	104.00	17	20
1	B	347	G	C1'-O4'-C4'	8.62	116.80	109.90	3	20
1	B	364	A	C1'-O4'-C4'	-8.60	103.02	109.90	6	18
1	B	375	U	C1'-O4'-C4'	8.60	116.78	109.90	3	20
1	B	284	U	O4'-C4'-C3'	-8.59	95.41	104.00	13	20
1	B	279	G	C1'-O4'-C4'	8.58	116.76	109.90	20	20
1	B	287	U	C1'-O4'-C4'	8.56	116.75	109.90	13	20
1	B	312	G	C1'-O4'-C4'	8.55	116.74	109.90	17	20
1	B	355	C	C1'-O4'-C4'	8.55	116.74	109.90	6	20
1	B	325	A	O4'-C4'-C3'	-8.54	95.46	104.00	2	17
1	B	326	A	C1'-O4'-C4'	8.52	116.72	109.90	2	20
1	B	286	G	C1'-O4'-C4'	8.52	116.72	109.90	5	20
1	B	357	C	C1'-O4'-C4'	8.52	116.71	109.90	3	20
1	B	297	A	C1'-O4'-C4'	8.51	116.71	109.90	13	20
1	B	280	G	O4'-C4'-C3'	-8.46	95.54	104.00	3	20
1	B	303	G	C1'-O4'-C4'	8.41	116.63	109.90	20	15
1	B	319	U	C5'-C4'-O4'	-8.41	99.01	109.10	16	2
1	B	281	U	C1'-O4'-C4'	8.39	116.61	109.90	2	20
1	B	291	G	O4'-C4'-C3'	-8.38	95.62	104.00	5	20
1	B	277	G	C1'-O4'-C4'	8.35	116.58	109.90	15	20
1	B	311	C	C1'-O4'-C4'	8.35	116.58	109.90	15	20
1	B	298	G	C1'-O4'-C4'	8.32	116.55	109.90	12	20
1	B	371	A	O4'-C4'-C3'	-8.31	95.69	104.00	1	20
1	B	327	C	O4'-C4'-C3'	-8.31	95.69	104.00	10	20
1	B	326	A	O4'-C4'-C3'	-8.24	95.76	104.00	2	20
1	B	370	C	C1'-O4'-C4'	8.23	116.48	109.90	19	20
1	B	352	C	C1'-O4'-C4'	8.20	116.46	109.90	7	20
1	B	310	G	C1'-O4'-C4'	8.18	116.44	109.90	5	15
1	B	348	G	C1'-O4'-C4'	8.16	116.43	109.90	16	20
1	B	340	A	C1'-O4'-C4'	8.11	116.39	109.90	16	20
1	B	334	G	O4'-C4'-C3'	-8.07	95.93	104.00	4	20
1	B	288	U	C1'-O4'-C4'	7.99	116.29	109.90	13	16
1	B	319	U	C1'-O4'-C4'	7.97	116.28	109.90	4	19
1	B	314	A	O4'-C4'-C3'	-7.93	96.07	104.00	19	20
1	B	329	G	C1'-O4'-C4'	7.92	116.23	109.90	2	16

Continued on next page...

Continued from previous page...

Mol	Chain	Res	Type	Atoms	Z	Observed(°)	Ideal(°)	Models	
								Worst	Total
1	B	346	C	C1'-O4'-C4'	7.91	116.23	109.90	4	4
1	B	322	U	C1'-O4'-C4'	7.86	116.19	109.90	2	11
1	B	321	G	C1'-O4'-C4'	7.68	116.05	109.90	4	20
1	B	276	G	C5'-C4'-O4'	-7.62	99.95	109.10	19	1
1	B	301	C	C1'-O4'-C4'	7.59	115.97	109.90	15	20
1	B	308	U	C1'-O4'-C4'	-7.59	103.83	109.90	6	15
1	B	333	A	O4'-C4'-C3'	-7.58	96.42	104.00	17	18
1	B	312	G	O4'-C4'-C3'	-7.49	96.51	104.00	17	20
1	B	313	G	O4'-C4'-C3'	-7.36	96.64	104.00	5	19
1	B	320	G	C5'-C4'-O4'	-7.30	100.33	109.10	16	17
1	B	350	C	C1'-O4'-C4'	7.27	115.71	109.90	1	20
1	B	299	C	C1'-O4'-C4'	7.01	115.51	109.90	12	19
1	B	293	A	O4'-C4'-C3'	-7.00	97.00	104.00	10	16
1	B	300	U	O4'-C4'-C3'	-6.96	97.05	104.00	14	20
1	B	320	G	C1'-O4'-C4'	6.75	115.30	109.90	14	20
1	B	363	G	O4'-C4'-C3'	-6.68	97.32	104.00	4	19
1	B	306	U	C1'-O4'-C4'	-6.18	104.96	109.90	1	11
1	B	332	A	C5'-C4'-O4'	-6.14	101.73	109.10	19	2
1	B	329	G	C5'-C4'-O4'	-5.96	101.95	109.10	19	6
1	B	301	C	C5'-C4'-O4'	-5.95	101.97	109.10	8	13
1	B	376	U	C2-N3-C4	-5.87	123.48	127.00	3	20
1	B	319	U	C2-N3-C4	-5.85	123.49	127.00	3	20
1	B	281	U	C2-N3-C4	-5.85	123.49	127.00	5	20
1	B	304	U	C2-N3-C4	-5.83	123.50	127.00	5	20
1	B	306	U	C2-N3-C4	-5.83	123.50	127.00	14	20
1	B	300	U	C2-N3-C4	-5.82	123.51	127.00	4	20
1	B	288	U	C2-N3-C4	-5.81	123.51	127.00	15	20
1	B	328	U	C2-N3-C4	-5.80	123.52	127.00	18	20
1	B	330	U	C2-N3-C4	-5.80	123.52	127.00	16	20
1	B	284	U	C2-N3-C4	-5.79	123.52	127.00	10	20
1	B	375	U	C2-N3-C4	-5.79	123.53	127.00	20	20
1	B	308	U	C2-N3-C4	-5.79	123.53	127.00	3	20
1	B	335	U	C2-N3-C4	-5.79	123.53	127.00	8	20
1	B	338	G	C5'-C4'-O4'	-5.78	102.16	109.10	15	16
1	B	367	U	C2-N3-C4	-5.78	123.53	127.00	13	20
1	B	298	G	C5'-C4'-O4'	-5.78	102.17	109.10	5	11
1	B	302	U	C2-N3-C4	-5.78	123.53	127.00	4	20
1	B	336	U	C2-N3-C4	-5.77	123.54	127.00	4	20
1	B	358	U	C2-N3-C4	-5.76	123.54	127.00	17	20
1	B	287	U	C2-N3-C4	-5.75	123.55	127.00	12	20
1	B	322	U	C2-N3-C4	-5.75	123.55	127.00	19	20

Continued on next page...

Continued from previous page...

Mol	Chain	Res	Type	Atoms	Z	Observed(°)	Ideal(°)	Models	
								Worst	Total
1	B	296	U	C2-N3-C4	-5.74	123.56	127.00	11	20
1	B	340	A	C5'-C4'-O4'	-5.74	102.22	109.10	19	3
1	B	349	C	C1'-O4'-C4'	5.72	114.48	109.90	1	3
1	B	357	C	O4'-C4'-C3'	-5.70	98.30	104.00	3	2
1	B	321	G	C5'-C4'-O4'	-5.68	102.28	109.10	16	17
1	B	309	G	C5'-C4'-O4'	-5.67	102.30	109.10	9	7
1	B	346	C	C5'-C4'-O4'	-5.61	102.37	109.10	18	1
1	B	342	C	C5'-C4'-O4'	-5.60	102.38	109.10	2	3
1	B	350	C	C5'-C4'-O4'	-5.60	102.38	109.10	5	11
1	B	365	G	N1-C2-N2	-5.56	111.19	116.20	19	20
1	B	361	G	C5-C6-O6	-5.56	125.27	128.60	8	20
1	B	305	A	C5'-C4'-O4'	-5.55	102.44	109.10	20	3
1	B	372	G	N1-C2-N2	-5.55	111.20	116.20	4	20
1	B	286	G	N1-C2-N2	-5.55	111.21	116.20	2	20
1	B	334	G	N1-C2-N2	-5.55	111.21	116.20	3	20
1	B	366	G	N1-C2-N2	-5.55	111.21	116.20	20	20
1	B	309	G	N1-C2-N2	-5.54	111.21	116.20	20	20
1	B	276	G	N1-C2-N2	-5.54	111.21	116.20	9	20
1	B	277	G	C5-C6-O6	-5.54	125.28	128.60	4	20
1	B	324	G	N1-C2-N2	-5.54	111.21	116.20	9	20
1	B	359	G	N1-C2-N2	-5.54	111.22	116.20	10	20
1	B	298	G	N1-C2-N2	-5.53	111.22	116.20	11	20
1	B	347	G	N1-C2-N2	-5.53	111.22	116.20	3	20
1	B	280	G	N1-C2-N2	-5.53	111.23	116.20	5	20
1	B	310	G	N1-C2-N2	-5.53	111.23	116.20	17	20
1	B	312	G	N1-C2-N2	-5.53	111.23	116.20	9	20
1	B	329	G	N1-C2-N2	-5.52	111.23	116.20	9	20
1	B	277	G	N1-C2-N2	-5.52	111.23	116.20	18	20
1	B	348	G	N1-C2-N2	-5.52	111.24	116.20	17	20
1	B	352	C	C5'-C4'-O4'	-5.51	102.48	109.10	4	6
1	B	349	C	C5'-C4'-O4'	-5.51	102.48	109.10	19	3
1	B	291	G	N1-C2-N2	-5.51	111.24	116.20	6	20
1	B	338	G	N1-C2-N2	-5.51	111.24	116.20	9	20
1	B	331	G	N1-C2-N2	-5.51	111.24	116.20	18	20
1	B	339	G	N1-C2-N2	-5.51	111.24	116.20	6	20
1	B	289	G	N1-C2-N2	-5.51	111.24	116.20	10	20
1	B	303	G	N1-C2-N2	-5.51	111.24	116.20	10	20
1	B	279	G	N1-C2-N2	-5.50	111.25	116.20	4	20
1	B	323	G	N1-C2-N2	-5.50	111.25	116.20	16	20
1	B	289	G	C5'-C4'-O4'	-5.50	102.49	109.10	16	2
1	B	289	G	C5-C6-O6	-5.50	125.30	128.60	8	20

Continued on next page...

Continued from previous page...

Mol	Chain	Res	Type	Atoms	Z	Observed(°)	Ideal(°)	Models	
								Worst	Total
1	B	360	G	N1-C2-N2	-5.50	111.25	116.20	10	20
1	B	323	G	C5'-C4'-O4'	-5.50	102.50	109.10	1	2
1	B	373	G	N1-C2-N2	-5.50	111.25	116.20	6	20
1	B	320	G	C5-C6-O6	-5.50	125.30	128.60	12	20
1	B	323	G	C5-C6-O6	-5.50	125.30	128.60	2	20
1	B	351	G	N1-C2-N2	-5.50	111.25	116.20	17	20
1	B	361	G	N1-C2-N2	-5.50	111.25	116.20	16	20
1	B	320	G	N1-C2-N2	-5.50	111.25	116.20	17	20
1	B	322	U	C5'-C4'-O4'	-5.49	102.51	109.10	17	13
1	B	351	G	C5-C6-O6	-5.49	125.31	128.60	10	20
1	B	313	G	N1-C2-N2	-5.49	111.26	116.20	5	20
1	B	318	G	N1-C2-N2	-5.49	111.26	116.20	7	20
1	B	374	G	N1-C2-N2	-5.49	111.26	116.20	10	20
1	B	336	U	C5'-C4'-O4'	-5.49	102.51	109.10	17	3
1	B	331	G	C5-C6-O6	-5.49	125.31	128.60	18	20
1	B	363	G	N1-C2-N2	-5.49	111.26	116.20	9	20
1	B	373	G	C5-C6-O6	-5.48	125.31	128.60	19	20
1	B	321	G	N1-C2-N2	-5.48	111.27	116.20	15	20
1	B	348	G	C5-C6-O6	-5.48	125.31	128.60	7	20
1	B	359	G	C5-C6-O6	-5.48	125.31	128.60	12	20
1	B	291	G	C5-C6-O6	-5.48	125.31	128.60	2	20
1	B	374	G	C5-C6-O6	-5.48	125.31	128.60	3	20
1	B	347	G	C5'-C4'-O4'	-5.48	102.53	109.10	20	1
1	B	318	G	C5-C6-O6	-5.47	125.31	128.60	14	20
1	B	360	G	C5-C6-O6	-5.47	125.32	128.60	16	20
1	B	321	G	C5-C6-O6	-5.47	125.32	128.60	10	20
1	B	372	G	C5-C6-O6	-5.47	125.32	128.60	2	20
1	B	279	G	C5-C6-O6	-5.47	125.32	128.60	2	20
1	B	334	G	C5-C6-O6	-5.47	125.32	128.60	15	20
1	B	303	G	C5-C6-O6	-5.47	125.32	128.60	2	20
1	B	312	G	C5-C6-O6	-5.47	125.32	128.60	20	20
1	B	313	G	C5-C6-O6	-5.47	125.32	128.60	13	20
1	B	347	G	C5-C6-O6	-5.46	125.33	128.60	7	20
1	B	276	G	C5-C6-O6	-5.46	125.33	128.60	11	20
1	B	338	G	C5-C6-O6	-5.46	125.33	128.60	20	20
1	B	298	G	C5-C6-O6	-5.45	125.33	128.60	5	20
1	B	329	G	C5-C6-O6	-5.45	125.33	128.60	20	20
1	B	280	G	C5-C6-O6	-5.45	125.33	128.60	9	20
1	B	354	A	C5'-C4'-O4'	-5.45	102.56	109.10	4	4
1	B	366	G	C5-C6-O6	-5.45	125.33	128.60	4	20
1	B	339	G	C5-C6-O6	-5.44	125.33	128.60	13	20

Continued on next page...

Continued from previous page...

Mol	Chain	Res	Type	Atoms	Z	Observed(°)	Ideal(°)	Models	
								Worst	Total
1	B	374	G	C5'-C4'-O4'	-5.44	102.58	109.10	1	6
1	B	363	G	C5-C6-O6	-5.43	125.34	128.60	1	20
1	B	309	G	C5-C6-O6	-5.43	125.34	128.60	12	20
1	B	310	G	C5-C6-O6	-5.42	125.35	128.60	16	20
1	B	365	G	C5-C6-O6	-5.42	125.34	128.60	6	20
1	B	286	G	C5-C6-O6	-5.41	125.35	128.60	4	20
1	B	324	G	C5-C6-O6	-5.41	125.36	128.60	10	20
1	B	375	U	C5'-C4'-O4'	-5.38	102.64	109.10	18	6
1	B	330	U	N3-C4-C5	5.35	117.81	114.60	16	20
1	B	344	C	C5'-C4'-O4'	-5.33	102.70	109.10	19	1
1	B	302	U	N3-C4-C5	5.33	117.80	114.60	19	20
1	B	322	U	N3-C4-C5	5.32	117.79	114.60	5	20
1	B	324	G	O4'-C4'-C3'	-5.31	98.69	104.00	2	2
1	B	306	U	N3-C4-C5	5.31	117.78	114.60	8	20
1	B	328	U	N3-C4-C5	5.31	117.79	114.60	10	20
1	B	281	U	N3-C4-C5	5.31	117.78	114.60	12	20
1	B	287	U	N3-C4-C5	5.31	117.78	114.60	10	20
1	B	376	U	N3-C4-C5	5.31	117.78	114.60	8	20
1	B	308	U	N3-C4-C5	5.30	117.78	114.60	3	20
1	B	319	U	N3-C4-C5	5.29	117.78	114.60	3	20
1	B	336	U	N3-C4-C5	5.29	117.78	114.60	2	20
1	B	335	U	N3-C4-C5	5.29	117.78	114.60	16	20
1	B	284	U	N3-C4-C5	5.29	117.77	114.60	10	20
1	B	304	U	N3-C4-C5	5.29	117.77	114.60	5	20
1	B	316	C	C5'-C4'-O4'	-5.29	102.75	109.10	8	2
1	B	288	U	N3-C4-C5	5.29	117.77	114.60	20	20
1	B	304	U	C5'-C4'-O4'	-5.26	102.78	109.10	19	1
1	B	300	U	N3-C4-C5	5.26	117.75	114.60	4	20
1	B	296	U	N3-C4-C5	5.25	117.75	114.60	4	20
1	B	375	U	N3-C4-C5	5.25	117.75	114.60	6	20
1	B	367	U	N3-C4-C5	5.25	117.75	114.60	8	20
1	B	358	U	N3-C4-C5	5.24	117.74	114.60	5	20
1	B	297	A	C5'-C4'-O4'	-5.21	102.84	109.10	13	1
1	B	299	C	C5'-C4'-O4'	-5.21	102.85	109.10	4	1
1	B	318	G	C5'-C4'-O4'	-5.16	102.91	109.10	16	1
1	B	307	C	C5'-C4'-O4'	-5.12	102.96	109.10	9	1
1	B	283	C	C5'-C4'-O4'	-5.11	102.96	109.10	12	2
1	B	313	G	C2-N3-C4	-5.05	109.38	111.90	10	1
1	B	303	G	C2-N3-C4	-5.01	109.39	111.90	7	1
1	B	286	G	C2-N3-C4	-5.00	109.40	111.90	13	1
1	B	351	G	C2-N3-C4	-5.00	109.40	111.90	18	1

All unique chiral outliers are listed below. They are sorted by the frequency of occurrence in the ensemble.

Mol	Chain	Res	Type	Atoms	Models (Total)
1	B	310	G	C4'	1
1	B	363	G	C4'	1
1	B	276	G	C4'	1

There are no planarity outliers.

6.2 Too-close contacts

In the following table, the Non-H and H(model) columns list the number of non-hydrogen atoms and hydrogen atoms in each chain respectively. The H(added) column lists the number of hydrogen atoms added and optimized by MolProbity. The Clashes column lists the number of clashes averaged over the ensemble.

Mol	Chain	Non-H	H(model)	H(added)	Clashes
1	B	2167	1092	1093	136±7
2	A	318	300	300	14±3
All	All	49720	27840	27860	2879

The all-atom clashscore is defined as the number of clashes found per 1000 atoms (including hydrogen atoms). The all-atom clashscore for this structure is 37.

All unique clashes are listed below, sorted by their clash magnitude.

Atom-1	Atom-2	Clash(Å)	Distance(Å)	Models	
				Worst	Total
1:B:318:G:C2	1:B:320:G:C8	0.91	2.58	16	20
1:B:301:C:C4	1:B:302:U:C4	0.84	2.66	15	20
1:B:338:G:C6	1:B:339:G:C8	0.83	2.67	14	20
1:B:340:A:C2	1:B:341:A:C4	0.82	2.67	18	19
1:B:285:A:C2	1:B:297:A:C2	0.80	2.69	20	18
1:B:291:G:C5	1:B:292:A:C6	0.80	2.70	20	10
1:B:345:C:C4	1:B:346:C:C5	0.79	2.70	3	13
1:B:320:G:C2	1:B:346:C:C2	0.78	2.70	6	20
1:B:291:G:C2	1:B:292:A:C2	0.76	2.73	16	7
1:B:347:G:C6	1:B:348:G:C6	0.76	2.73	5	13
1:B:338:G:C5	1:B:339:G:N7	0.75	2.55	18	1
1:B:324:G:C2	1:B:325:A:C5	0.74	2.74	1	20
1:B:288:U:C4	1:B:289:G:C6	0.74	2.75	6	9
1:B:313:G:C2	1:B:314:A:C2	0.73	2.76	10	5
1:B:347:G:C6	1:B:348:G:C5	0.73	2.77	14	18

Continued on next page...

Continued from previous page...

Atom-1	Atom-2	Clash(Å)	Distance(Å)	Models	
				Worst	Total
1:B:312:G:C2	1:B:313:G:C4	0.73	2.76	10	14
1:B:324:G:C6	1:B:325:A:C6	0.72	2.76	19	12
1:B:304:U:O2'	1:B:305:A:OP1	0.72	2.07	16	4
1:B:338:G:C6	1:B:339:G:N7	0.72	2.57	18	1
1:B:331:G:C2	1:B:332:A:C2	0.72	2.78	16	16
1:B:301:C:C5	1:B:302:U:C4	0.71	2.78	17	20
1:B:324:G:N1	1:B:325:A:C6	0.70	2.59	1	20
2:A:29:CYS:SG	2:A:31:GLU:HB2	0.70	2.26	8	20
1:B:321:G:C6	1:B:322:U:C4	0.70	2.79	7	19
1:B:337:C:C4	1:B:338:G:N7	0.70	2.60	9	10
1:B:309:G:C4	2:A:35:TRP:CZ3	0.70	2.79	10	3
1:B:339:G:C1'	1:B:340:A:OP2	0.69	2.40	18	1
1:B:325:A:C6	1:B:326:A:C6	0.69	2.80	3	20
1:B:313:G:N1	1:B:314:A:C2	0.69	2.60	15	6
1:B:312:G:C6	1:B:313:G:C5	0.69	2.81	15	20
1:B:320:G:C2	1:B:321:G:C5	0.68	2.81	16	20
1:B:335:U:C4	1:B:336:U:C4	0.68	2.82	1	20
1:B:321:G:C5	1:B:322:U:C4	0.68	2.81	7	20
1:B:314:A:N7	1:B:315:C:C4	0.68	2.62	15	20
1:B:336:U:C4	1:B:337:C:C4	0.68	2.82	18	11
1:B:348:G:N7	1:B:349:C:C5	0.67	2.63	11	16
1:B:331:G:N1	1:B:332:A:C6	0.66	2.63	19	2
1:B:312:G:C6	1:B:313:G:C6	0.66	2.83	15	7
1:B:320:G:N2	1:B:321:G:C4	0.66	2.64	9	19
1:B:321:G:C6	1:B:322:U:N3	0.66	2.63	5	16
1:B:335:U:N3	1:B:336:U:C4	0.66	2.63	9	20
1:B:309:G:O6	2:A:36:ALA:HB2	0.66	1.89	20	9
1:B:343:A:C6	1:B:344:C:N4	0.66	2.64	3	17
1:B:340:A:N1	1:B:341:A:C4	0.66	2.64	14	19
1:B:331:G:N2	1:B:332:A:C2	0.66	2.64	10	11
1:B:291:G:C6	1:B:292:A:N6	0.66	2.63	3	17
1:B:331:G:C6	1:B:332:A:N6	0.66	2.64	19	13
1:B:312:G:N1	1:B:313:G:C5	0.66	2.64	15	16
2:A:29:CYS:O	2:A:30:LYS:CB	0.66	2.44	2	10
1:B:328:U:O4	1:B:329:G:C6	0.66	2.48	9	17
1:B:328:U:C4	1:B:329:G:N7	0.65	2.64	1	13
1:B:300:U:C4	1:B:301:C:N4	0.65	2.64	15	19
1:B:331:G:C6	1:B:332:A:N1	0.65	2.65	1	3
1:B:317:C:C2	1:B:348:G:N2	0.65	2.64	14	14
1:B:290:A:N6	1:B:291:G:C2	0.65	2.65	1	12
1:B:276:G:C5	1:B:277:G:N7	0.65	2.65	19	3

Continued on next page...

Continued from previous page...

Atom-1	Atom-2	Clash(Å)	Distance(Å)	Models	
				Worst	Total
1:B:331:G:C2	1:B:332:A:N1	0.65	2.65	11	13
1:B:276:G:C6	1:B:277:G:C5	0.65	2.84	16	7
1:B:291:G:C2	1:B:292:A:N1	0.65	2.65	12	7
1:B:302:U:C4	1:B:303:G:N7	0.65	2.64	9	16
1:B:338:G:N3	1:B:340:A:N7	0.65	2.45	18	20
1:B:313:G:C2	1:B:314:A:N3	0.64	2.66	16	6
1:B:304:U:O2'	1:B:305:A:P	0.64	2.55	16	2
1:B:324:G:N1	1:B:325:A:C5	0.64	2.65	2	17
1:B:325:A:C2	1:B:337:C:O2	0.64	2.51	17	11
1:B:276:G:N1	1:B:277:G:C5	0.64	2.65	17	2
1:B:331:G:C6	1:B:332:A:C6	0.63	2.85	1	12
1:B:374:G:C6	1:B:375:U:C4	0.63	2.87	7	10
1:B:331:G:C2	1:B:332:A:C6	0.63	2.87	19	3
1:B:314:A:N7	1:B:315:C:C5	0.63	2.67	16	9
1:B:323:G:C6	1:B:343:A:C2	0.63	2.87	2	6
1:B:324:G:C6	1:B:325:A:N6	0.62	2.66	18	20
1:B:276:G:C6	1:B:277:G:N7	0.62	2.66	17	6
1:B:284:U:C2	1:B:298:G:N2	0.62	2.67	1	7
1:B:329:G:C2	1:B:331:G:OP2	0.62	2.53	2	5
1:B:336:U:C4	1:B:337:C:N4	0.62	2.67	6	9
1:B:328:U:C4	1:B:329:G:C5	0.62	2.87	9	17
1:B:304:U:H4'	1:B:305:A:OP1	0.62	1.95	16	2
1:B:291:G:C5	1:B:292:A:N6	0.62	2.68	2	15
1:B:326:A:C6	1:B:327:C:C4	0.62	2.87	10	4
1:B:292:A:C8	1:B:293:A:C8	0.62	2.88	14	12
1:B:321:G:C2	1:B:345:C:O2	0.61	2.53	7	19
1:B:335:U:C4	1:B:336:U:O4	0.61	2.53	5	20
1:B:314:A:C5	1:B:315:C:C4	0.61	2.88	14	12
1:B:340:A:C6	1:B:341:A:C5	0.61	2.88	18	20
1:B:363:G:H4'	1:B:363:G:C8	0.61	2.31	18	1
1:B:301:C:C5	1:B:302:U:O4	0.61	2.54	20	17
1:B:301:C:C4	1:B:302:U:O4	0.61	2.54	11	20
1:B:306:U:C2	2:A:28:TYR:O	0.61	2.53	5	7
1:B:329:G:C6	1:B:331:G:OP2	0.61	2.54	14	6
1:B:343:A:C5	1:B:344:C:C4	0.61	2.88	6	20
1:B:291:G:C6	1:B:292:A:N1	0.61	2.69	20	5
1:B:307:C:OP2	2:A:28:TYR:CE2	0.60	2.54	15	5
1:B:287:U:C4	1:B:288:U:C4	0.60	2.90	2	18
1:B:347:G:O6	1:B:348:G:C6	0.60	2.55	2	10
1:B:289:G:C2	1:B:293:A:C6	0.60	2.90	4	8
1:B:286:G:C6	1:B:287:U:C4	0.60	2.90	19	2

Continued on next page...

Continued from previous page...

Atom-1	Atom-2	Clash(Å)	Distance(Å)	Models	
				Worst	Total
1:B:329:G:C5	1:B:331:G:OP2	0.60	2.55	11	4
1:B:288:U:O4	1:B:289:G:C6	0.60	2.55	8	19
1:B:310:G:O6	1:B:376:U:C4	0.59	2.55	14	5
1:B:338:G:C5	1:B:339:G:C8	0.59	2.90	18	20
1:B:336:U:C4	1:B:337:C:C5	0.59	2.91	16	11
1:B:314:A:C8	1:B:315:C:C5	0.59	2.90	16	13
1:B:340:A:N6	1:B:341:A:C6	0.59	2.71	4	10
1:B:348:G:C5	1:B:349:C:C6	0.59	2.91	18	12
1:B:320:G:N1	1:B:321:G:C5	0.58	2.71	9	17
1:B:324:G:C2	1:B:325:A:C4	0.58	2.91	20	17
1:B:277:G:N1	1:B:305:A:C2	0.58	2.72	20	1
1:B:280:G:C2	1:B:302:U:O2	0.58	2.56	20	3
1:B:300:U:C4	1:B:301:C:C4	0.58	2.92	15	19
1:B:312:G:N1	1:B:313:G:C4	0.58	2.72	10	2
1:B:332:A:C8	1:B:333:A:C8	0.58	2.92	9	1
2:A:29:CYS:O	2:A:30:LYS:HB2	0.58	1.99	2	14
1:B:277:G:C2	1:B:305:A:C2	0.57	2.92	20	1
1:B:313:G:N2	1:B:314:A:C2	0.57	2.73	10	7
1:B:309:G:N3	2:A:35:TRP:CH2	0.57	2.71	10	1
1:B:321:G:C2	1:B:322:U:C2	0.57	2.92	1	15
1:B:291:G:H2'	1:B:292:A:C4	0.57	2.35	18	20
1:B:329:G:C2	1:B:333:A:N6	0.56	2.73	9	6
1:B:294:A:C6	1:B:295:C:C4	0.56	2.94	19	4
1:B:307:C:H1'	2:A:36:ALA:HB1	0.56	1.78	19	7
1:B:301:C:C4	1:B:302:U:N3	0.56	2.74	17	16
2:A:34:HIS:CD2	2:A:39:CYS:HA	0.56	2.36	15	15
1:B:309:G:N2	2:A:22:ASP:O	0.56	2.39	18	20
1:B:306:U:O2'	1:B:307:C:OP1	0.56	2.22	17	6
1:B:363:G:H8	1:B:363:G:H4'	0.55	1.60	18	1
2:A:29:CYS:SG	2:A:31:GLU:CG	0.55	2.95	3	9
1:B:329:G:C6	1:B:333:A:N6	0.55	2.75	20	3
1:B:333:A:H2'	1:B:334:G:O4'	0.55	2.01	3	19
1:B:289:G:C4	1:B:291:G:OP2	0.55	2.59	14	2
1:B:309:G:C6	2:A:27:ALA:CB	0.55	2.90	2	4
1:B:324:G:O6	1:B:325:A:N6	0.55	2.40	19	20
1:B:299:C:H2'	1:B:300:U:C6	0.55	2.37	8	19
1:B:282:AP7:C2	1:B:300:U:O2	0.55	2.55	15	12
1:B:276:G:O2'	1:B:276:G:C5'	0.55	2.55	19	1
1:B:337:C:N4	1:B:338:G:C6	0.55	2.75	8	16
1:B:343:A:C6	1:B:344:C:C4	0.55	2.94	16	20
1:B:339:G:O2'	1:B:340:A:OP2	0.55	2.25	5	20

Continued on next page...

Continued from previous page...

Atom-1	Atom-2	Clash(Å)	Distance(Å)	Models	
				Worst	Total
2:A:28:TYR:CE1	2:A:41:LYS:HG3	0.55	2.37	20	1
1:B:294:A:C5	1:B:295:C:C4	0.54	2.95	19	3
1:B:325:A:C2	1:B:337:C:C2	0.54	2.95	7	14
1:B:289:G:N2	1:B:293:A:C6	0.54	2.76	4	7
1:B:291:G:C6	1:B:292:A:C6	0.54	2.95	20	9
1:B:289:G:N2	1:B:293:A:C5	0.54	2.75	4	6
1:B:320:G:C2	1:B:321:G:C8	0.54	2.96	10	12
1:B:329:G:N1	1:B:333:A:N6	0.54	2.56	19	16
1:B:337:C:C4	1:B:338:G:C5	0.54	2.96	19	9
1:B:279:G:C6	1:B:280:G:C6	0.54	2.96	16	3
1:B:279:G:C6	1:B:303:G:N1	0.54	2.76	12	4
1:B:309:G:O6	2:A:36:ALA:CB	0.54	2.56	1	11
1:B:330:U:C5	1:B:331:G:C4	0.54	2.96	20	3
1:B:354:A:C6	1:B:355:C:N4	0.53	2.76	5	5
1:B:363:G:C8	1:B:363:G:C4'	0.53	2.91	18	1
1:B:339:G:O2'	1:B:340:A:P	0.53	2.67	14	20
1:B:318:G:N2	1:B:320:G:C1'	0.53	2.72	16	4
2:A:28:TYR:CE1	2:A:41:LYS:HB3	0.53	2.39	14	8
1:B:340:A:C2	1:B:341:A:N9	0.53	2.76	10	11
1:B:328:U:N3	1:B:329:G:C5	0.53	2.77	19	7
2:A:53:THR:O	2:A:53:THR:HG23	0.53	2.04	8	1
1:B:306:U:O4	2:A:41:LYS:CE	0.53	2.57	18	7
1:B:325:A:N6	1:B:326:A:N6	0.53	2.57	14	19
1:B:333:A:C2'	1:B:334:G:O5'	0.53	2.57	3	20
1:B:337:C:C4	1:B:338:G:C6	0.52	2.97	2	7
1:B:309:G:C6	2:A:27:ALA:HB2	0.52	2.39	2	4
1:B:343:A:N6	1:B:344:C:N4	0.52	2.58	16	20
1:B:339:G:H1'	1:B:340:A:OP2	0.52	2.04	18	11
1:B:313:G:N1	1:B:314:A:C6	0.52	2.78	7	1
1:B:318:G:N2	1:B:320:G:C8	0.52	2.78	1	5
1:B:297:A:N6	1:B:298:G:C6	0.52	2.78	20	1
1:B:292:A:C2'	1:B:293:A:O5'	0.52	2.58	12	1
1:B:336:U:O4	1:B:337:C:N4	0.52	2.43	3	20
2:A:29:CYS:O	2:A:30:LYS:CG	0.52	2.58	2	2
1:B:288:U:C4	1:B:289:G:C5	0.52	2.98	2	14
1:B:320:G:C2	1:B:321:G:C4	0.52	2.98	5	16
1:B:337:C:N4	1:B:338:G:O6	0.52	2.43	18	19
1:B:284:U:C2	1:B:298:G:C2	0.52	2.98	1	4
1:B:331:G:N1	1:B:332:A:N1	0.51	2.57	1	9
1:B:307:C:C2'	1:B:308:U:OP2	0.51	2.58	5	2
2:A:31:GLU:CA	2:A:31:GLU:OE1	0.51	2.58	10	2

Continued on next page...

Continued from previous page...

Atom-1	Atom-2	Clash(Å)	Distance(Å)	Models	
				Worst	Total
1:B:314:A:N7	1:B:315:C:N4	0.51	2.59	7	12
1:B:344:C:N4	1:B:345:C:N4	0.51	2.59	16	3
1:B:313:G:N2	1:B:314:A:N3	0.51	2.59	11	4
1:B:313:G:C6	1:B:314:A:C6	0.51	2.99	10	2
1:B:325:A:C2	1:B:337:C:N3	0.51	2.79	8	3
1:B:318:G:N3	1:B:320:G:C8	0.51	2.79	7	12
1:B:289:G:O2'	1:B:290:A:C8	0.51	2.64	3	5
1:B:297:A:C5	1:B:298:G:N7	0.51	2.79	20	1
1:B:339:G:C5'	1:B:340:A:O4'	0.51	2.59	4	6
1:B:309:G:O2'	2:A:23:ARG:NH1	0.51	2.44	10	11
1:B:277:G:N1	1:B:305:A:N1	0.50	2.59	16	3
1:B:276:G:N1	1:B:277:G:C6	0.50	2.79	17	1
1:B:354:A:N6	1:B:355:C:N4	0.50	2.60	20	18
1:B:303:G:C5	1:B:304:U:C5	0.50	2.99	7	3
1:B:338:G:N7	1:B:339:G:N7	0.50	2.58	18	1
1:B:291:G:N1	1:B:292:A:N1	0.50	2.60	5	4
1:B:290:A:C6	1:B:291:G:C2	0.50	2.99	11	8
1:B:289:G:N1	1:B:293:A:N6	0.50	2.60	10	9
2:A:29:CYS:SG	2:A:31:GLU:CD	0.50	2.89	10	17
1:B:318:G:N2	1:B:320:G:N9	0.50	2.59	20	19
1:B:285:A:N3	1:B:297:A:C2	0.50	2.80	20	7
1:B:314:A:H2'	1:B:315:C:C5'	0.50	2.37	15	20
1:B:318:G:C2	1:B:320:G:N7	0.50	2.80	2	1
1:B:290:A:N6	1:B:291:G:N2	0.50	2.60	15	10
1:B:316:C:N4	1:B:317:C:N4	0.50	2.59	8	2
1:B:343:A:C5	1:B:344:C:N4	0.50	2.79	6	8
1:B:321:G:N1	1:B:322:U:N3	0.50	2.60	20	11
1:B:310:G:C8	1:B:376:U:C3'	0.49	2.95	6	2
1:B:333:A:O2'	1:B:334:G:C5'	0.49	2.60	2	8
1:B:330:U:C5	1:B:331:G:C5	0.49	3.00	3	4
1:B:331:G:N2	1:B:332:A:N1	0.49	2.59	19	2
1:B:276:G:O2'	1:B:276:G:H5''	0.49	2.06	19	1
1:B:306:U:C4	2:A:41:LYS:HE2	0.49	2.41	11	6
1:B:312:G:C2	1:B:313:G:N9	0.49	2.81	10	1
1:B:331:G:C5	1:B:332:A:C6	0.49	3.00	1	3
1:B:348:G:C5	1:B:349:C:C5	0.49	3.00	18	3
2:A:11:ARG:CZ	2:A:12:GLN:O	0.49	2.60	7	1
1:B:340:A:C6	1:B:341:A:C6	0.49	3.01	18	7
1:B:313:G:H2'	1:B:314:A:O4'	0.49	2.08	16	5
1:B:297:A:C6	1:B:298:G:C5	0.49	3.00	20	1
1:B:353:A:N6	1:B:354:A:N6	0.49	2.60	10	1

Continued on next page...

Continued from previous page...

Atom-1	Atom-2	Clash(Å)	Distance(Å)	Models	
				Worst	Total
1:B:308:U:O4	2:A:30:LYS:CE	0.49	2.61	18	2
1:B:321:G:C2	1:B:345:C:C2	0.49	3.01	10	14
1:B:287:U:C4	1:B:288:U:C5	0.49	3.01	18	10
2:A:15:GLU:OE1	2:A:53:THR:HG21	0.49	2.08	11	1
1:B:329:G:N2	1:B:332:A:OP2	0.48	2.45	9	12
1:B:312:G:O6	1:B:313:G:C6	0.48	2.66	14	2
1:B:357:C:C4	1:B:358:U:C5	0.48	3.01	8	18
1:B:320:G:C2	1:B:346:C:O2	0.48	2.66	14	3
1:B:309:G:C6	2:A:35:TRP:CE3	0.48	3.01	11	2
1:B:289:G:C2	1:B:293:A:N6	0.48	2.82	4	2
1:B:276:G:P	2:A:44:ARG:CZ	0.48	3.01	17	1
1:B:337:C:C5	1:B:338:G:N7	0.48	2.81	19	6
1:B:338:G:O2'	1:B:340:A:C4	0.48	2.67	4	11
1:B:328:U:O4	1:B:329:G:C5	0.48	2.67	1	3
1:B:314:A:C2'	1:B:315:C:O5'	0.48	2.62	16	20
1:B:329:G:N2	1:B:332:A:C8	0.47	2.82	3	9
1:B:324:G:N2	1:B:325:A:C4	0.47	2.82	3	9
2:A:39:CYS:SG	2:A:41:LYS:CE	0.47	3.02	20	1
1:B:276:G:C6	2:A:43:PRO:HB3	0.47	2.45	17	1
1:B:352:C:N4	1:B:353:A:N6	0.47	2.62	4	1
1:B:344:C:C4	1:B:345:C:C5	0.47	3.02	16	3
1:B:318:G:C2	1:B:320:G:N9	0.47	2.82	18	1
1:B:338:G:N7	1:B:339:G:C5	0.47	2.82	18	1
1:B:330:U:C6	1:B:330:U:O5'	0.47	2.67	5	1
1:B:304:U:N3	1:B:305:A:N6	0.47	2.63	16	2
1:B:310:G:C8	1:B:310:G:C4'	0.47	2.98	14	1
1:B:286:G:C2	1:B:287:U:C2	0.47	3.03	1	2
1:B:345:C:N3	1:B:346:C:C5	0.47	2.82	6	2
1:B:343:A:N6	1:B:344:C:H42	0.47	2.08	16	11
1:B:313:G:C2'	1:B:314:A:O5'	0.47	2.63	16	1
2:A:29:CYS:C	2:A:30:LYS:CG	0.47	2.83	4	2
1:B:330:U:C4	1:B:331:G:C4	0.47	3.03	20	3
1:B:316:C:C4	1:B:317:C:N4	0.47	2.82	5	3
1:B:334:G:C2	1:B:335:U:C2	0.47	3.02	1	1
2:A:31:GLU:N	2:A:31:GLU:OE1	0.46	2.49	11	1
1:B:317:C:N4	1:B:318:G:O6	0.46	2.48	16	1
1:B:309:G:H3'	1:B:310:G:C5'	0.46	2.40	12	2
2:A:29:CYS:SG	2:A:31:GLU:CB	0.46	3.04	5	6
1:B:310:G:C8	1:B:376:U:H3'	0.46	2.45	20	1
1:B:368:C:C4	1:B:369:C:N4	0.46	2.83	19	7
1:B:345:C:N4	1:B:346:C:C5	0.46	2.83	3	3

Continued on next page...

Continued from previous page...

Atom-1	Atom-2	Clash(Å)	Distance(Å)	Models	
				Worst	Total
1:B:324:G:C6	1:B:338:G:N1	0.46	2.83	4	3
1:B:313:G:N1	1:B:314:A:N1	0.46	2.63	10	1
1:B:340:A:N1	1:B:341:A:C5	0.46	2.84	16	4
1:B:306:U:C5	2:A:41:LYS:HD2	0.46	2.46	9	3
1:B:331:G:N1	1:B:332:A:N6	0.46	2.64	19	1
2:A:53:THR:HG23	2:A:53:THR:O	0.46	2.11	3	1
2:A:30:LYS:O	2:A:31:GLU:C	0.46	2.54	4	1
1:B:301:C:N4	1:B:302:U:O4	0.46	2.49	9	18
1:B:281:U:O4	1:B:282:AP7:N6	0.46	2.49	20	15
1:B:307:C:C1'	2:A:36:ALA:HB1	0.46	2.41	19	2
1:B:330:U:O4	1:B:331:G:N3	0.46	2.49	6	3
1:B:285:A:C2	1:B:297:A:N3	0.46	2.83	1	2
1:B:336:U:C5	1:B:337:C:C5	0.46	3.04	18	1
1:B:307:C:H2'	2:A:37:LYS:NZ	0.46	2.26	1	1
1:B:300:U:O4	1:B:301:C:N4	0.46	2.49	13	11
1:B:286:G:C5	1:B:287:U:C4	0.46	3.04	19	1
1:B:318:G:H3'	1:B:319:U:H5''	0.46	1.86	16	1
1:B:293:A:C2	1:B:294:A:C4	0.46	3.04	8	1
1:B:313:G:H2'	1:B:314:A:C8	0.46	2.46	5	5
1:B:303:G:C6	1:B:304:U:C4	0.46	3.04	7	3
1:B:365:G:C2'	1:B:365:G:N3	0.46	2.79	7	1
1:B:362:A:N6	1:B:363:G:C2	0.46	2.84	18	1
1:B:282:AP7:N1	1:B:300:U:O2	0.45	2.49	19	9
1:B:306:U:O2'	1:B:307:C:P	0.45	2.74	17	2
1:B:291:G:N3	1:B:292:A:C2	0.45	2.82	16	3
1:B:324:G:C6	1:B:325:A:C5	0.45	3.04	8	4
1:B:305:A:OP1	2:A:51:PRO:CG	0.45	2.64	10	1
1:B:310:G:H2'	1:B:311:C:C6	0.45	2.45	4	1
1:B:354:A:C6	1:B:355:C:C4	0.45	3.04	17	8
1:B:304:U:C4'	1:B:305:A:OP1	0.45	2.61	16	1
1:B:313:G:N2	1:B:350:C:O2	0.45	2.50	15	1
1:B:330:U:C4	1:B:331:G:H1'	0.45	2.46	20	1
2:A:14:GLY:O	2:A:15:GLU:C	0.45	2.53	12	1
1:B:323:G:C6	1:B:343:A:N1	0.45	2.85	6	4
1:B:344:C:C4	1:B:345:C:C4	0.45	3.04	1	3
1:B:316:C:C4	1:B:317:C:C4	0.45	3.04	8	1
1:B:357:C:N4	1:B:358:U:O4	0.45	2.50	1	19
2:A:26:CYS:SG	2:A:28:TYR:HB3	0.45	2.52	14	4
1:B:352:C:N4	1:B:376:U:O4	0.45	2.49	6	2
1:B:318:G:O2'	1:B:320:G:H5''	0.45	2.11	16	1
1:B:295:C:C4	1:B:296:U:C4	0.45	3.04	14	2

Continued on next page...

Continued from previous page...

Atom-1	Atom-2	Clash(Å)	Distance(Å)	Models	
				Worst	Total
1:B:320:G:N3	1:B:346:C:O2	0.45	2.49	14	5
1:B:338:G:O6	1:B:339:G:N7	0.45	2.50	2	10
1:B:323:G:O6	1:B:343:A:N1	0.45	2.50	2	2
1:B:347:G:C2	1:B:348:G:C4	0.45	3.05	6	2
2:A:31:GLU:OE1	2:A:31:GLU:N	0.45	2.50	10	2
1:B:326:A:C2	1:B:327:C:C2	0.45	3.05	1	1
1:B:330:U:OP1	1:B:331:G:N7	0.45	2.50	2	1
1:B:320:G:N3	1:B:346:C:C2	0.45	2.85	19	1
2:A:29:CYS:SG	2:A:31:GLU:OE2	0.45	2.75	15	8
1:B:279:G:O6	1:B:301:C:N4	0.45	2.50	16	1
1:B:291:G:C5	1:B:292:A:N1	0.45	2.84	20	1
1:B:314:A:O2'	1:B:315:C:H5'	0.45	2.12	14	12
1:B:329:G:N1	1:B:332:A:OP2	0.45	2.50	6	7
2:A:10:ASP:O	2:A:11:ARG:CG	0.45	2.65	4	1
1:B:306:U:C1'	2:A:28:TYR:O	0.45	2.65	9	1
1:B:306:U:H2'	2:A:28:TYR:CD1	0.44	2.47	20	1
1:B:329:G:N1	1:B:331:G:OP2	0.44	2.49	5	1
1:B:337:C:N4	1:B:338:G:C5	0.44	2.86	8	2
1:B:302:U:C5	1:B:303:G:N7	0.44	2.86	19	9
1:B:306:U:C4	2:A:41:LYS:HD2	0.44	2.47	9	3
1:B:276:G:P	2:A:44:ARG:NH2	0.44	2.90	17	1
1:B:347:G:N1	1:B:348:G:C6	0.44	2.86	5	1
1:B:319:U:O5'	1:B:320:G:OP1	0.44	2.36	16	1
1:B:331:G:N1	1:B:332:A:C2	0.44	2.85	1	2
1:B:297:A:N6	1:B:298:G:O6	0.44	2.50	20	1
1:B:339:G:C2'	1:B:340:A:OP2	0.44	2.65	18	1
1:B:348:G:C8	1:B:349:C:C5	0.44	3.05	1	1
1:B:309:G:C3'	1:B:310:G:C5'	0.44	2.96	12	1
1:B:313:G:C2'	1:B:314:A:O4'	0.44	2.66	9	2
1:B:307:C:C6	2:A:28:TYR:CE2	0.44	3.06	9	1
1:B:310:G:C6	1:B:353:A:N1	0.44	2.85	4	1
1:B:345:C:N4	1:B:346:C:C4	0.44	2.85	2	1
1:B:333:A:C2'	1:B:334:G:O4'	0.44	2.65	3	4
2:A:51:PRO:O	2:A:53:THR:N	0.44	2.50	5	1
1:B:338:G:C2'	1:B:339:G:O5'	0.44	2.66	18	1
1:B:328:U:C4	1:B:329:G:C6	0.44	3.05	7	1
1:B:285:A:N6	1:B:286:G:O6	0.44	2.51	15	2
1:B:320:G:OP2	1:B:321:G:P	0.44	2.76	20	17
1:B:328:U:O4	1:B:329:G:O6	0.44	2.36	6	15
1:B:350:C:N4	1:B:351:G:O6	0.44	2.51	10	2
1:B:292:A:P	1:B:292:A:O4'	0.44	2.76	3	1

Continued on next page...

Continued from previous page...

Atom-1	Atom-2	Clash(Å)	Distance(Å)	Models	
				Worst	Total
2:A:9:GLN:OE1	2:A:11:ARG:NH1	0.44	2.51	12	1
1:B:306:U:O4	2:A:41:LYS:NZ	0.43	2.50	5	1
1:B:340:A:C2	1:B:341:A:N3	0.43	2.87	13	5
2:A:43:PRO:O	2:A:45:GLY:N	0.43	2.51	7	1
2:A:22:ASP:CG	2:A:25:GLN:NE2	0.43	2.71	15	1
1:B:339:G:H4'	1:B:340:A:O5'	0.43	2.13	13	10
1:B:306:U:C4	2:A:41:LYS:CE	0.43	3.01	18	1
1:B:354:A:C5	1:B:355:C:C4	0.43	3.06	17	1
1:B:307:C:OP2	2:A:28:TYR:CZ	0.43	2.72	19	2
1:B:320:G:N3	1:B:321:G:C8	0.43	2.86	10	4
1:B:285:A:C6	1:B:286:G:C5	0.43	3.06	2	5
1:B:310:G:OP2	1:B:376:U:O3'	0.43	2.36	4	2
2:A:44:ARG:CG	2:A:44:ARG:O	0.43	2.66	16	1
2:A:26:CYS:O	2:A:30:LYS:HA	0.43	2.13	4	1
1:B:309:G:C5	2:A:27:ALA:HB2	0.43	2.49	2	1
1:B:302:U:N3	1:B:303:G:C5	0.43	2.87	12	1
1:B:312:G:N1	1:B:313:G:C6	0.43	2.86	15	1
1:B:331:G:H2'	1:B:332:A:C8	0.43	2.49	20	3
1:B:353:A:C6	1:B:354:A:C6	0.43	3.07	4	1
1:B:306:U:H1'	2:A:28:TYR:O	0.43	2.14	9	1
1:B:331:G:C2'	1:B:332:A:O4'	0.43	2.66	19	1
1:B:314:A:C2'	1:B:315:C:H5'	0.43	2.44	7	7
1:B:318:G:N2	1:B:320:G:C4	0.43	2.87	7	1
1:B:309:G:OP1	1:B:310:G:O5'	0.43	2.36	4	1
1:B:317:C:C4	1:B:318:G:N7	0.43	2.86	16	1
1:B:312:G:C2	1:B:313:G:C5	0.43	3.07	15	1
2:A:39:CYS:SG	2:A:41:LYS:HE3	0.43	2.53	20	1
1:B:322:U:H2'	1:B:323:G:C8	0.43	2.49	17	1
1:B:339:G:HO2'	1:B:340:A:P	0.42	2.35	7	1
1:B:305:A:OP1	2:A:51:PRO:CB	0.42	2.67	10	1
1:B:314:A:H2'	1:B:315:C:O5'	0.42	2.15	15	3
1:B:312:G:C2	1:B:313:G:C8	0.42	3.07	20	2
1:B:314:A:C2'	1:B:315:C:C5'	0.42	2.98	15	4
1:B:310:G:O6	1:B:376:U:N3	0.42	2.52	4	1
1:B:276:G:O6	1:B:277:G:C6	0.42	2.72	19	1
2:A:39:CYS:SG	2:A:41:LYS:HG2	0.42	2.54	20	1
1:B:310:G:C6	1:B:376:U:C4	0.42	3.07	20	1
1:B:276:G:C2	1:B:277:G:C5	0.42	3.07	17	1
1:B:353:A:H2'	1:B:354:A:O4'	0.42	2.14	9	2
1:B:331:G:H2'	1:B:332:A:O4'	0.42	2.14	19	1
1:B:329:G:C4	1:B:331:G:OP2	0.42	2.72	15	2

Continued on next page...

Continued from previous page...

Atom-1	Atom-2	Clash(Å)	Distance(Å)	Models	
				Worst	Total
1:B:321:G:C6	1:B:322:U:O4	0.42	2.72	6	6
1:B:330:U:O5'	1:B:330:U:C6	0.42	2.72	7	1
1:B:320:G:N1	1:B:321:G:C6	0.42	2.88	16	2
1:B:354:A:N6	1:B:374:G:O6	0.42	2.53	9	1
2:A:9:GLN:O	2:A:10:ASP:O	0.42	2.38	19	1
1:B:313:G:O2'	1:B:314:A:C5'	0.42	2.68	16	1
1:B:302:U:H2'	1:B:303:G:O4'	0.42	2.13	15	4
1:B:312:G:N2	1:B:313:G:C4	0.42	2.87	10	1
2:A:14:GLY:O	2:A:15:GLU:O	0.42	2.37	12	1
1:B:277:G:C2	1:B:305:A:N1	0.42	2.88	16	1
1:B:332:A:C8	1:B:333:A:N7	0.42	2.87	9	1
1:B:324:G:C2	1:B:325:A:N7	0.42	2.87	5	4
2:A:29:CYS:C	2:A:30:LYS:HG2	0.42	2.34	17	2
1:B:325:A:N6	1:B:326:A:C6	0.42	2.86	15	2
1:B:337:C:C6	1:B:338:G:N7	0.42	2.87	13	1
1:B:301:C:N4	1:B:302:U:C4	0.42	2.88	19	1
1:B:338:G:O6	1:B:339:G:C8	0.42	2.73	14	4
1:B:292:A:O4'	1:B:292:A:P	0.42	2.78	18	1
1:B:346:C:H2'	1:B:347:G:C8	0.42	2.50	17	1
1:B:320:G:OP2	1:B:321:G:OP2	0.41	2.37	15	14
2:A:25:GLN:CG	2:A:32:LYS:HG3	0.41	2.44	10	1
1:B:352:C:C4	1:B:353:A:N6	0.41	2.88	2	1
1:B:309:G:OP2	1:B:310:G:OP2	0.41	2.38	6	1
1:B:316:C:H2'	1:B:317:C:C6	0.41	2.50	13	3
2:A:39:CYS:SG	2:A:40:PRO:HD2	0.41	2.56	20	1
2:A:45:GLY:HA2	2:A:46:PRO:C	0.41	2.35	3	1
1:B:279:G:N1	1:B:303:G:C2	0.41	2.88	12	1
1:B:356:C:O2'	2:A:44:ARG:NE	0.41	2.54	20	1
1:B:304:U:C5'	2:A:51:PRO:HA	0.41	2.45	10	1
1:B:354:A:C5	1:B:355:C:C5	0.41	3.08	17	3
1:B:307:C:O2'	2:A:37:LYS:NZ	0.41	2.51	17	1
1:B:359:G:H2'	1:B:360:G:C8	0.41	2.50	9	4
1:B:335:U:O4	1:B:336:U:O4	0.41	2.39	11	4
1:B:305:A:C5'	1:B:306:U:O5'	0.41	2.68	8	1
1:B:308:U:O2	2:A:15:GLU:O	0.41	2.39	2	1
1:B:318:G:N2	1:B:320:G:H1'	0.41	2.31	19	1
1:B:300:U:H2'	1:B:301:C:C6	0.41	2.51	3	7
1:B:303:G:H2'	1:B:304:U:C6	0.41	2.51	14	1
1:B:308:U:O2	2:A:15:GLU:C	0.41	2.59	5	1
1:B:356:C:H2'	1:B:357:C:C6	0.41	2.50	10	2
1:B:320:G:C2	1:B:321:G:N7	0.41	2.89	18	2

Continued on next page...

Continued from previous page...

Atom-1	Atom-2	Clash(Å)	Distance(Å)	Models	
				Worst	Total
1:B:306:U:C2	2:A:29:CYS:HA	0.41	2.51	9	1
1:B:347:G:N1	1:B:348:G:C4	0.41	2.89	14	1
2:A:41:LYS:O	2:A:43:PRO:N	0.41	2.54	10	3
1:B:330:U:C4	1:B:331:G:N3	0.41	2.89	10	1
1:B:304:U:O3'	1:B:305:A:O4'	0.41	2.39	18	1
1:B:309:G:OP1	1:B:376:U:O3'	0.41	2.39	1	1
1:B:374:G:C5	1:B:375:U:C4	0.41	3.09	2	1
1:B:313:G:O2'	1:B:314:A:O4'	0.41	2.38	9	1
1:B:288:U:O4	1:B:289:G:O6	0.41	2.39	3	6
1:B:326:A:C5	1:B:327:C:C5	0.41	3.09	10	1
1:B:281:U:C4	1:B:282:AP7:C6	0.40	3.04	15	1
1:B:323:G:C2'	1:B:324:G:O5'	0.40	2.69	4	1
1:B:329:G:C2'	1:B:330:U:OP1	0.40	2.69	2	1
1:B:361:G:H2'	1:B:362:A:C8	0.40	2.51	9	1
1:B:317:C:O2	1:B:348:G:N2	0.40	2.54	8	2
1:B:313:G:C2	1:B:314:A:C4	0.40	3.09	17	1
1:B:294:A:H2'	1:B:295:C:O4'	0.40	2.16	3	1
1:B:317:C:N4	1:B:318:G:C6	0.40	2.89	16	1
1:B:287:U:O4	1:B:288:U:O4	0.40	2.40	8	1
1:B:310:G:C8	1:B:376:U:H2'	0.40	2.52	4	1
2:A:11:ARG:O	2:A:12:GLN:O	0.40	2.40	13	1
1:B:288:U:C4	1:B:289:G:O6	0.40	2.74	6	1
1:B:345:C:C2'	1:B:346:C:H5'	0.40	2.47	11	1
1:B:281:U:O2	2:A:50:ARG:NH1	0.40	2.55	16	1
2:A:24:ASP:C	2:A:25:GLN:OE1	0.40	2.60	15	1
1:B:277:G:N2	1:B:305:A:C2	0.40	2.90	20	1
1:B:363:G:H4'	1:B:363:G:OP2	0.40	2.17	18	1
1:B:306:U:OP1	2:A:11:ARG:O	0.40	2.40	13	1
2:A:13:GLY:O	2:A:14:GLY:O	0.40	2.39	13	1
1:B:322:U:O4	1:B:323:G:O6	0.40	2.39	6	1
1:B:330:U:C2	1:B:331:G:O4'	0.40	2.75	20	1
1:B:310:G:OP1	1:B:311:C:P	0.40	2.80	14	1
1:B:310:G:O5'	1:B:376:U:O3'	0.40	2.40	1	1
1:B:338:G:O2'	1:B:340:A:N9	0.40	2.53	3	1
1:B:324:G:OP1	1:B:325:A:OP2	0.40	2.40	12	1

6.3 Torsion angles [i](#)

6.3.1 Protein backbone [i](#)

In the following table, the Percentiles column shows the percent Ramachandran outliers of the chain as a percentile score with respect to all PDB entries followed by that with respect to all NMR entries. The Analysed column shows the number of residues for which the backbone conformation was analysed and the total number of residues.

Mol	Chain	Analysed	Favoured	Allowed	Outliers	Percentiles	
2	A	40/56 (71%)	29±2 (72±6%)	8±2 (21±5%)	3±1 (7±4%)	3	18
All	All	800/1120 (71%)	580 (72%)	165 (21%)	55 (7%)	3	18

All 18 unique Ramachandran outliers are listed below. They are sorted by the frequency of occurrence in the ensemble.

Mol	Chain	Res	Type	Models (Total)
2	A	44	ARG	8
2	A	45	GLY	5
2	A	30	LYS	5
2	A	15	GLU	5
2	A	54	SER	4
2	A	46	PRO	4
2	A	48	GLY	4
2	A	9	GLN	3
2	A	43	PRO	3
2	A	11	ARG	3
2	A	47	ARG	2
2	A	10	ASP	2
2	A	12	GLN	2
2	A	8	LYS	1
2	A	31	GLU	1
2	A	53	THR	1
2	A	52	GLN	1
2	A	14	GLY	1

6.3.2 Protein sidechains [i](#)

In the following table, the Percentiles column shows the percent sidechain outliers of the chain as a percentile score with respect to all PDB entries followed by that with respect to all NMR entries. The Analysed column shows the number of residues for which the sidechain conformation was analysed and the total number of residues.

Mol	Chain	Analysed	Rotameric	Outliers	Percentiles	
2	A	33/47 (70%)	22±2 (67±6%)	11±2 (33±6%)	1	12
All	All	660/940 (70%)	443 (67%)	217 (33%)	1	12

All 21 unique residues with a non-rotameric sidechain are listed below. They are sorted by the frequency of occurrence in the ensemble.

Mol	Chain	Res	Type	Models (Total)
2	A	22	ASP	16
2	A	8	LYS	15
2	A	11	ARG	15
2	A	50	ARG	14
2	A	30	LYS	13
2	A	32	LYS	12
2	A	38	ASP	12
2	A	37	LYS	11
2	A	23	ARG	11
2	A	24	ASP	11
2	A	44	ARG	10
2	A	47	ARG	9
2	A	41	LYS	9
2	A	10	ASP	9
2	A	54	SER	9
2	A	25	GLN	8
2	A	31	GLU	7
2	A	9	GLN	7
2	A	15	GLU	7
2	A	52	GLN	6
2	A	12	GLN	6

6.3.3 RNA ⓘ

Mol	Chain	Analysed	Backbone Outliers	Pucker Outliers	Suiteness
1	B	99/101 (98%)	27±2 (28±2%)	4±1 (4±1%)	0.33±0.02
All	All	1981/2020 (98%)	547 (28%)	72 (4%)	0.33

The overall RNA backbone suiteness is 0.33.

All unique RNA backbone outliers are listed below:

Mol	Chain	Res	Type	Models (Total)
1	B	326	A	20
1	B	306	U	20

Continued on next page...

Continued from previous page...

Mol	Chain	Res	Type	Models (Total)
1	B	330	U	20
1	B	320	G	20
1	B	307	C	20
1	B	334	G	20
1	B	293	A	20
1	B	312	G	20
1	B	324	G	20
1	B	366	G	20
1	B	340	A	20
1	B	319	U	20
1	B	345	C	20
1	B	310	G	20
1	B	357	C	19
1	B	369	C	19
1	B	363	G	19
1	B	364	A	19
1	B	365	G	19
1	B	308	U	17
1	B	309	G	17
1	B	331	G	15
1	B	367	U	15
1	B	290	A	14
1	B	333	A	12
1	B	305	A	12
1	B	292	A	10
1	B	329	G	9
1	B	315	C	7
1	B	348	G	7
1	B	291	G	7
1	B	304	U	7
1	B	339	G	5
1	B	332	A	4
1	B	280	G	3
1	B	316	C	2
1	B	349	C	2
1	B	285	A	2
1	B	302	U	2
1	B	277	G	1
1	B	353	A	1
1	B	311	C	1

All unique RNA pucker outliers are listed below:

Mol	Chain	Res	Type	Models (Total)
1	B	339	G	20
1	B	364	A	12
1	B	365	G	10
1	B	366	G	9
1	B	306	U	6
1	B	304	U	4
1	B	324	G	4
1	B	308	U	2
1	B	310	G	1
1	B	363	G	1
1	B	276	G	1
1	B	332	A	1
1	B	320	G	1

6.4 Non-standard residues in protein, DNA, RNA chains ⓘ

1 non-standard protein/DNA/RNA residue is modelled in this entry.

In the following table, the Counts columns list the number of bonds for which Mogul statistics could be retrieved, the number of bonds that are observed in the model and the number of bonds that are defined in the chemical component dictionary. The Link column lists molecule types, if any, to which the group is linked. The Z score for a bond length is the number of standard deviations the observed value is removed from the expected value. A bond length with $|Z| > 2$ is considered an outlier worth inspection. RMSZ is the average root-mean-square of all Z scores of the bond lengths.

Mol	Type	Chain	Res	Link	Bond lengths		
					Counts	RMSZ	#Z>2
1	AP7	B	282	1	17,24,25	0.91±0.01	0±0 (0±0%)

In the following table, the Counts columns list the number of angles for which Mogul statistics could be retrieved, the number of angles that are observed in the model and the number of angles that are defined in the chemical component dictionary. The Link column lists molecule types, if any, to which the group is linked. The Z score for a bond angle is the number of standard deviations the observed value is removed from the expected value. A bond angle with $|Z| > 2$ is considered an outlier worth inspection. RMSZ is the average root-mean-square of all Z scores of the bond angles.

Mol	Type	Chain	Res	Link	Bond angles		
					Counts	RMSZ	#Z>2
1	AP7	B	282	1	16,35,38	2.51±0.03	2±0 (12±0%)

In the following table, the Chirals column lists the number of chiral outliers, the number of chiral centers analysed, the number of these observed in the model and the number defined in the chemical

component dictionary. Similar counts are reported in the Torsion and Rings columns. '-' means no outliers of that kind were identified.

Mol	Type	Chain	Res	Link	Chirals	Torsions	Rings
1	AP7	B	282	1	-	0±0,3,25,26	0±0,3,3,3

There are no bond-length outliers.

All unique angle outliers are listed below. They are sorted according to the Z-score of the worst occurrence in the ensemble.

Mol	Chain	Res	Type	Atoms	Z	Observed(°)	Ideal(°)	Models	
								Worst	Total
1	B	282	AP7	C4'-O4'-C1'	6.88	116.93	109.64	2	20
1	B	282	AP7	O4'-C4'-C3'	6.32	92.34	105.16	20	20

There are no chirality outliers.

There are no torsion outliers.

There are no ring outliers.

6.5 Carbohydrates [i](#)

There are no carbohydrates in this entry.

6.6 Ligand geometry [i](#)

Of 1 ligands modelled in this entry, 1 is monoatomic - leaving 0 for Mogul analysis.

6.7 Other polymers [i](#)

There are no such molecules in this entry.

6.8 Polymer linkage issues [i](#)

There are no chain breaks in this entry.

7 Chemical shift validation

No chemical shift data were provided