



# Full wwPDB X-ray Structure Validation Report ⓘ

Feb 1, 2016 – 05:53 AM GMT

PDB ID : 2UUC  
Title : STRUCTURE OF THE THERMUS THERMOPHILUS 30S RIBOSOMAL SUBUNIT COMPLEXED WITH A VALINE-ASL WITH CMO5U IN POSITION 34 BOUND TO AN MRNA WITH A GUA-CODON IN THE A-SITE AND PAROMOMYCIN.  
Authors : Weixlbaumer, A.; Murphy, F.V.; Dziergowska, A.; Malkiewicz, A.; Vendeix, F.A.P.; Agris, P.F.; Ramakrishnan, V.  
Deposited on : 2007-03-01  
Resolution : 3.10 Å(reported)

This is a Full wwPDB X-ray Structure Validation Report for a publicly released PDB entry.  
We welcome your comments at [validation@mail.wwpdb.org](mailto:validation@mail.wwpdb.org)  
A user guide is available at  
<http://wwpdb.org/validation/2016/XrayValidationReportHelp>  
with specific help available everywhere you see the ⓘ symbol.

---

The following versions of software and data (see [references ⓘ](#)) were used in the production of this report:

MolProbity : 4.02b-467  
Mogul : 1.7 (RC4), CSD as536be (2015)  
Xtriage (Phenix) : 1.9-1692  
EDS : rb-20026688  
Percentile statistics : 20151230.v01 (using entries in the PDB archive December 30th 2015)  
Refmac : 5.8.0135  
CCP4 : 6.5.0  
Ideal geometry (proteins) : Engh & Huber (2001)  
Ideal geometry (DNA, RNA) : Parkinson et al. (1996)  
Validation Pipeline (wwPDB-VP) : trunk26865

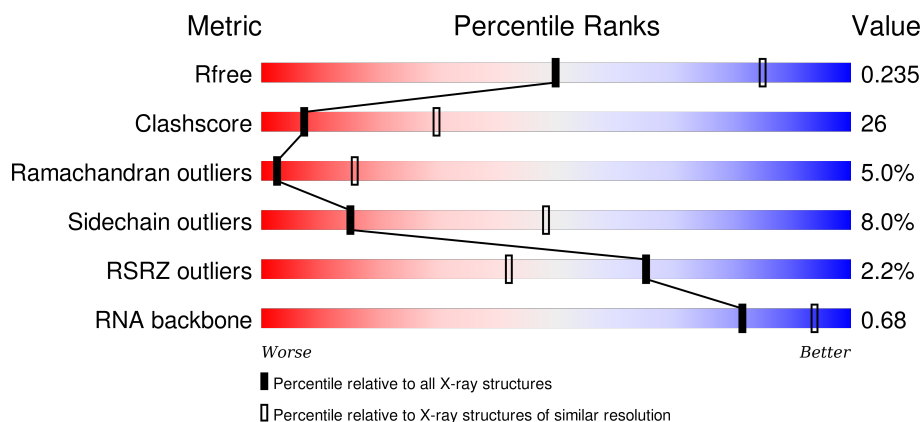
# 1 Overall quality at a glance

The following experimental techniques were used to determine the structure:

## *X-RAY DIFFRACTION*

The reported resolution of this entry is 3.10 Å.

Percentile scores (ranging between 0-100) for global validation metrics of the entry are shown in the following graphic. The table shows the number of entries on which the scores are based.





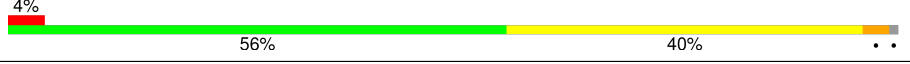

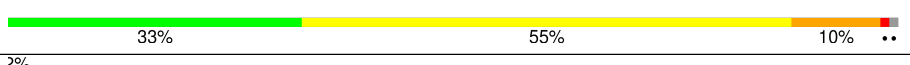
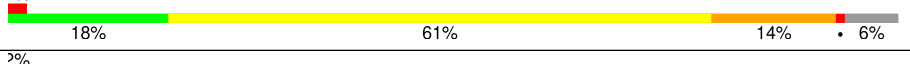

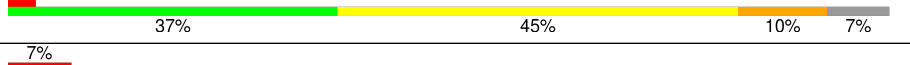
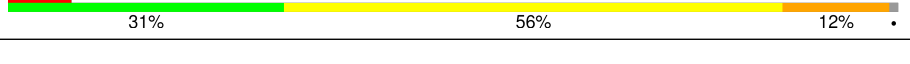








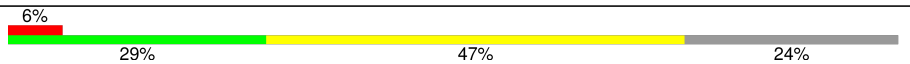

Metric	Whole archive (#Entries)	Similar resolution (#Entries, resolution range(Å))
$R_{free}$	91344	1114 (3.14-3.06)
Clashscore	102246	1222 (3.14-3.06)
Ramachandran outliers	100387	1174 (3.14-3.06)
Sidechain outliers	100360	1174 (3.14-3.06)
RSRZ outliers	91569	1119 (3.14-3.06)
RNA backbone	2183	1010 (3.52-2.68)

The table below summarises the geometric issues observed across the polymeric chains and their fit to the electron density. The red, orange, yellow and green segments on the lower bar indicate the fraction of residues that contain outliers for  $\geq 3$ , 2, 1 and 0 types of geometric quality criteria. A grey segment represents the fraction of residues that are not modelled. The numeric value for each fraction is indicated below the corresponding segment, with a dot representing fractions  $\leq 5\%$ . The upper red bar (where present) indicates the fraction of residues that have poor fit to the electron density. The numeric value is given above the bar.

Mol	Chain	Length	Quality of chain
1	A	1522	<div> <div>2%</div> <div>43%</div> <div>46%</div> <div>9%</div> <div>..</div> </div>
2	B	256	<div> <div>3%</div> <div>30%</div> <div>51%</div> <div>10%</div> <div>8%</div> </div>
3	C	239	<div> <div>%</div> <div>31%</div> <div>46%</div> <div>9%</div> <div>13%</div> </div>
4	D	209	<div> <div>54%</div> <div>39%</div> <div>7%</div> </div>

*Continued on next page...*

Continued from previous page...

Mol	Chain	Length	Quality of chain
5	E	162	
6	F	101	
7	G	156	
8	H	138	
9	I	128	
10	J	105	
11	K	129	
12	L	135	
13	M	126	
14	N	61	
15	O	89	
16	P	88	
17	Q	105	
18	R	88	
19	S	93	
20	T	106	
21	U	27	
22	X	6	
23	Y	17	

The following table lists non-polymeric compounds, carbohydrate monomers and non-standard residues in protein, DNA, RNA chains that are outliers for geometric or electron-density-fit criteria:

Mol	Type	Chain	Res	Chirality	Geometry	Clashes	Electron density
24	PAR	Z	1	-	-	-	X
25	MG	Z	1003	-	-	-	X
25	MG	Z	1004	-	-	-	X
25	MG	Z	1010	-	-	-	X
25	MG	Z	1023	-	-	-	X

Continued on next page...

*Continued from previous page...*

Mol	Type	Chain	Res	Chirality	Geometry	Clashes	Electron density
25	MG	Z	1032	-	-	-	X
25	MG	Z	1033	-	-	-	X
25	MG	Z	1037	-	-	-	X
25	MG	Z	1043	-	-	-	X
25	MG	Z	1046	-	-	-	X
25	MG	Z	1047	-	-	-	X
25	MG	Z	1059	-	-	-	X
25	MG	Z	1060	-	-	-	X
25	MG	Z	1067	-	-	-	X
25	MG	Z	1072	-	-	-	X
25	MG	Z	1084	-	-	-	X
25	MG	Z	1085	-	-	-	X
25	MG	Z	1086	-	-	-	X
25	MG	Z	1105	-	-	-	X
25	MG	Z	1106	-	-	-	X
25	MG	Z	1107	-	-	-	X
25	MG	Z	1112	-	-	-	X
25	MG	Z	1122	-	-	-	X
25	MG	Z	1128	-	-	-	X
25	MG	Z	1131	-	-	-	X
25	MG	Z	1133	-	-	-	X
25	MG	Z	1134	-	-	-	X
25	MG	Z	1138	-	-	-	X
25	MG	Z	1142	-	-	-	X
25	MG	Z	1151	-	-	-	X
25	MG	Z	1158	-	-	-	X
25	MG	Z	1160	-	-	-	X
25	MG	Z	1170	-	-	-	X
25	MG	Z	1176	-	-	-	X
25	MG	Z	1177	-	-	-	X
25	MG	Z	1180	-	-	-	X
27	K	Z	1202	-	-	-	X
27	K	Z	1207	-	-	-	X
27	K	Z	1234	-	-	-	X

## 2 Entry composition [i](#)

There are 27 unique types of molecules in this entry. The entry contains 52372 atoms, of which 0 are hydrogens and 0 are deuteriums.

In the tables below, the ZeroOcc column contains the number of atoms modelled with zero occupancy, the AltConf column contains the number of residues with at least one atom in alternate conformation and the Trace column contains the number of residues modelled with at most 2 atoms.

- Molecule 1 is a RNA chain called 16S RRNA.

Mol	Chain	Residues	Atoms					ZeroOcc	AltConf	Trace
1	A	1512	Total	C	N	O	P	0	0	0
			32489	14462	6011	10505	1511			

- Molecule 2 is a protein called 30S RIBOSOMAL PROTEIN S2.

Mol	Chain	Residues	Atoms					ZeroOcc	AltConf	Trace
2	B	235	Total	C	N	O	S	0	0	1
			1901	1213	342	341	5			

- Molecule 3 is a protein called 30S RIBOSOMAL PROTEIN S3.

Mol	Chain	Residues	Atoms					ZeroOcc	AltConf	Trace
3	C	207	Total	C	N	O	S	0	0	1
			1613	1016	315	281	1			

- Molecule 4 is a protein called 30S RIBOSOMAL PROTEIN S4.

Mol	Chain	Residues	Atoms					ZeroOcc	AltConf	Trace
4	D	208	Total	C	N	O	S	0	0	0
			1703	1066	339	291	7			

- Molecule 5 is a protein called 30S RIBOSOMAL PROTEIN S5.

Mol	Chain	Residues	Atoms					ZeroOcc	AltConf	Trace
5	E	151	Total	C	N	O	S	0	0	1
			1147	724	218	201	4			

- Molecule 6 is a protein called 30S RIBOSOMAL PROTEIN S6.

Mol	Chain	Residues	Atoms					ZeroOcc	AltConf	Trace
6	F	101	Total	C	N	O	S	0	0	0
			843	531	155	154	3			

- Molecule 7 is a protein called 30S RIBOSOMAL PROTEIN S7.

Mol	Chain	Residues	Atoms					ZeroOcc	AltConf	Trace
7	G	155	Total	C	N	O	S	0	0	0
			1257	781	252	218	6			

- Molecule 8 is a protein called 30S RIBOSOMAL PROTEIN S8.

Mol	Chain	Residues	Atoms					ZeroOcc	AltConf	Trace
8	H	138	Total	C	N	O	S	0	0	0
			1116	705	215	193	3			

- Molecule 9 is a protein called 30S RIBOSOMAL PROTEIN S9.

Mol	Chain	Residues	Atoms					ZeroOcc	AltConf	Trace
9	I	127	Total	C	N	O	S	0	0	0
			1010	639	197	174				

- Molecule 10 is a protein called 30S RIBOSOMAL PROTEIN S10.

Mol	Chain	Residues	Atoms					ZeroOcc	AltConf	Trace
10	J	99	Total	C	N	O	S	0	0	1
			793	498	157	137	1			

- Molecule 11 is a protein called 30S RIBOSOMAL PROTEIN S11.

Mol	Chain	Residues	Atoms					ZeroOcc	AltConf	Trace
11	K	119	Total	C	N	O	S	0	0	0
			885	549	168	165	3			

- Molecule 12 is a protein called 30S RIBOSOMAL PROTEIN S12.

Mol	Chain	Residues	Atoms					ZeroOcc	AltConf	Trace
12	L	125	Total	C	N	O	S	0	0	1
			971	611	196	163	1			

- Molecule 13 is a protein called 30S RIBOSOMAL PROTEIN S13.

Mol	Chain	Residues	Atoms					ZeroOcc	AltConf	Trace
13	M	125	Total	C	N	O	S	0	0	0
			997	617	207	171	2			

- Molecule 14 is a protein called 30S RIBOSOMAL PROTEIN S14.

Mol	Chain	Residues	Atoms					ZeroOcc	AltConf	Trace
14	N	60	Total	C	N	O	S	0	0	0
			492	312	104	72	4			

- Molecule 15 is a protein called 30S RIBOSOMAL PROTEIN S15.

Mol	Chain	Residues	Atoms					ZeroOcc	AltConf	Trace
15	O	88	Total	C	N	O	S	0	0	0
			734	459	147	126	2			

- Molecule 16 is a protein called 30S RIBOSOMAL PROTEIN S16.

Mol	Chain	Residues	Atoms					ZeroOcc	AltConf	Trace
16	P	84	Total	C	N	O	S	0	0	1
			701	443	140	117	1			

- Molecule 17 is a protein called 30S RIBOSOMAL PROTEIN S17.

Mol	Chain	Residues	Atoms					ZeroOcc	AltConf	Trace
17	Q	104	Total	C	N	O	S	0	0	0
			857	547	160	148	2			

- Molecule 18 is a protein called 30S RIBOSOMAL PROTEIN S18.

Mol	Chain	Residues	Atoms				ZeroOcc	AltConf	Trace
18	R	73	Total	C	N	O	0	0	0
			598	381	118	99			

- Molecule 19 is a protein called 30S RIBOSOMAL PROTEIN S19.

Mol	Chain	Residues	Atoms					ZeroOcc	AltConf	Trace
19	S	81	Total	C	N	O	S	0	0	1
			648	414	120	112	2			

- Molecule 20 is a protein called 30S RIBOSOMAL PROTEIN S20.

Mol	Chain	Residues	Atoms					ZeroOcc	AltConf	Trace
20	T	99	Total	C	N	O	S	0	0	0
			763	470	162	129	2			

- Molecule 21 is a protein called 30S RIBOSOMAL PROTEIN THX.

Mol	Chain	Residues	Atoms				ZeroOcc	AltConf	Trace
21	U	25	Total	C	N	O	0	0	1
			209	128	51	30			

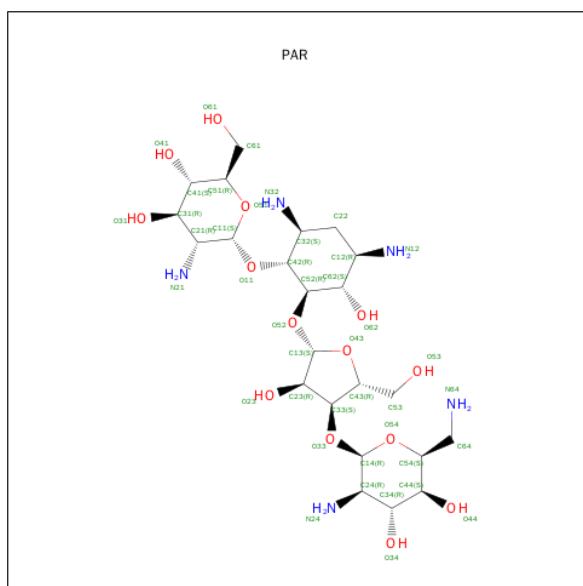
- Molecule 22 is a RNA chain called 5'-R(\*GP\*UP\*AP\*AP\*AP\*AP)-3'.

Mol	Chain	Residues	Atoms					ZeroOcc	AltConf	Trace
22	X	4	Total	C	N	O	P	0	0	0
			84	39	17	25	3			

- Molecule 23 is a RNA chain called 5'-R(\*CP\*CP\*UP\*CP\*CP\*CP\*UP\*CM0P\*AP\*CP\*6MZP\*AP \*GP\*GP\*AP\*GP\*G)-3'.

Mol	Chain	Residues	Atoms					ZeroOcc	AltConf	Trace
23	Y	13	Total	C	N	O	P	0	0	0
			277	126	48	91	12			

- Molecule 24 is PAROMOMYCIN (three-letter code: PAR) (formula: C<sub>23</sub>H<sub>45</sub>N<sub>5</sub>O<sub>14</sub>).



Mol	Chain	Residues	Atoms				ZeroOcc	AltConf
24	Z	1	Total	C	N	O	0	0
			42	23	5	14		

- Molecule 25 is MAGNESIUM ION (three-letter code: MG) (formula: Mg).

Mol	Chain	Residues	Atoms		ZeroOcc	AltConf
25	Z	184	Total	Mg	0	0
			184	184		



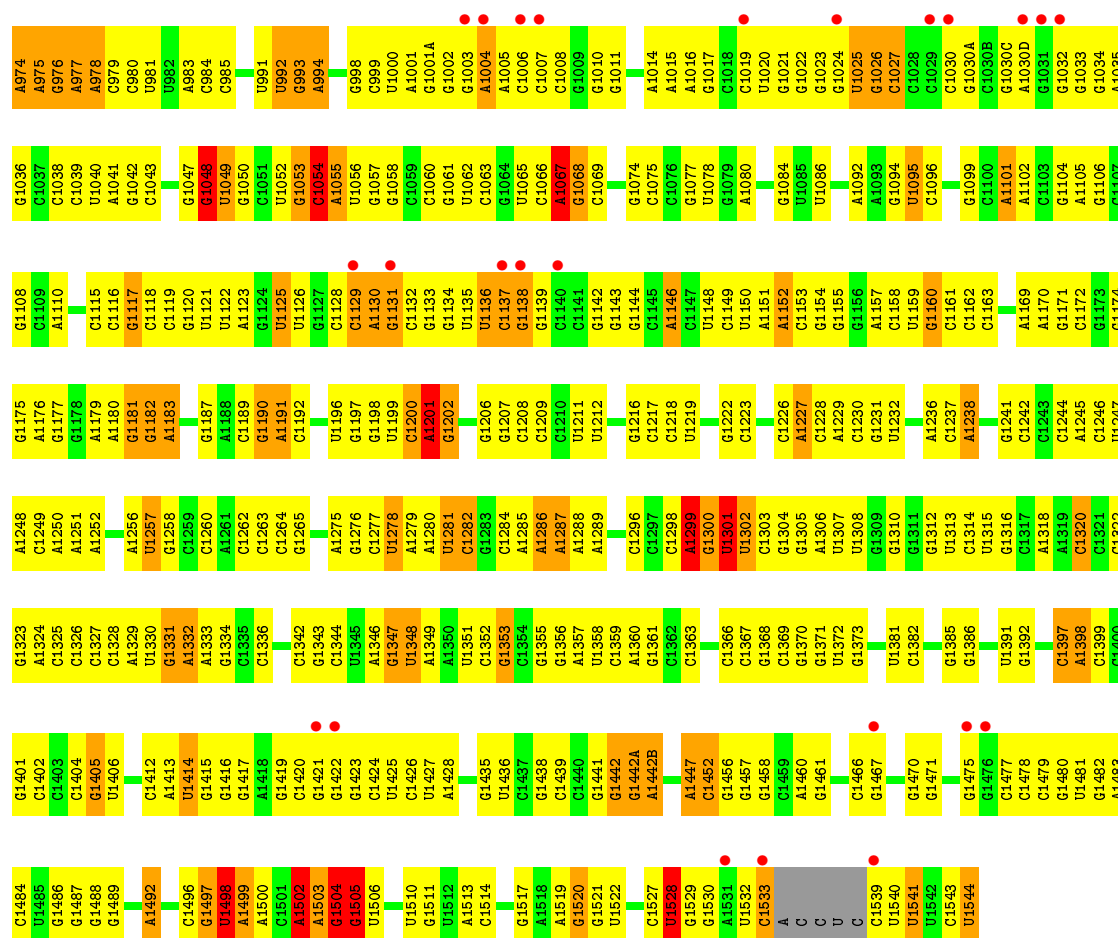
- Molecule 26 is ZINC ION (three-letter code: ZN) (formula: Zn).

Mol	Chain	Residues	Atoms		ZeroOcc	AltConf
26	Z	2	Total 2	Zn 2	0	0

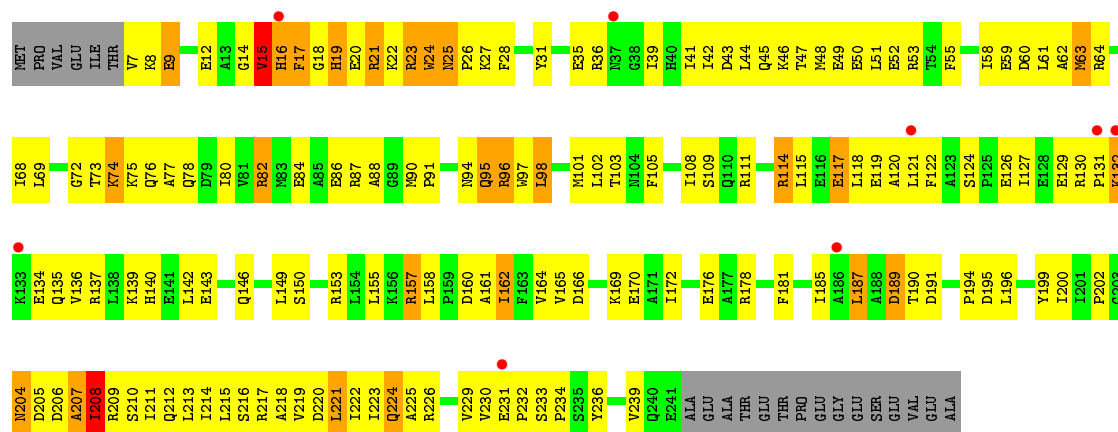
- Molecule 27 is POTASSIUM ION (three-letter code: K) (formula: K).

Mol	Chain	Residues	Atoms		ZeroOcc	AltConf
27	Z	56	Total 56	K 56	0	0




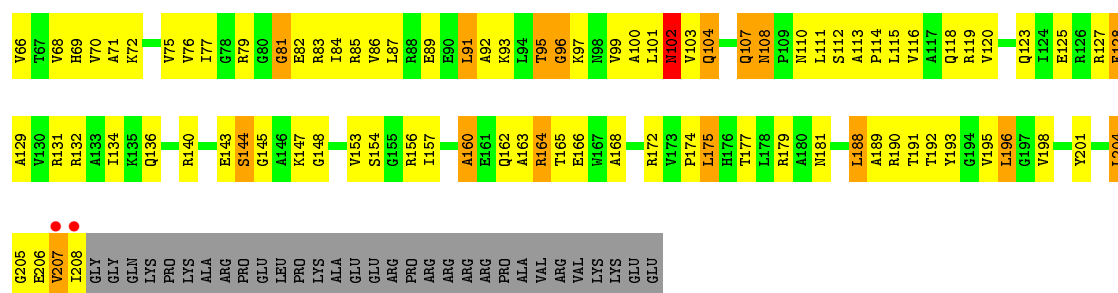


• Molecule 2: 30S RIBOSOMAL PROTEIN S2

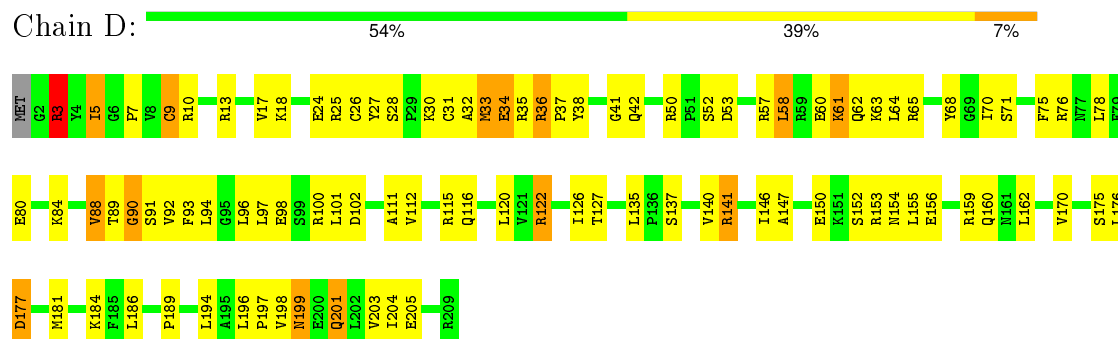


• Molecule 3: 30S RIBOSOMAL PROTEIN S3

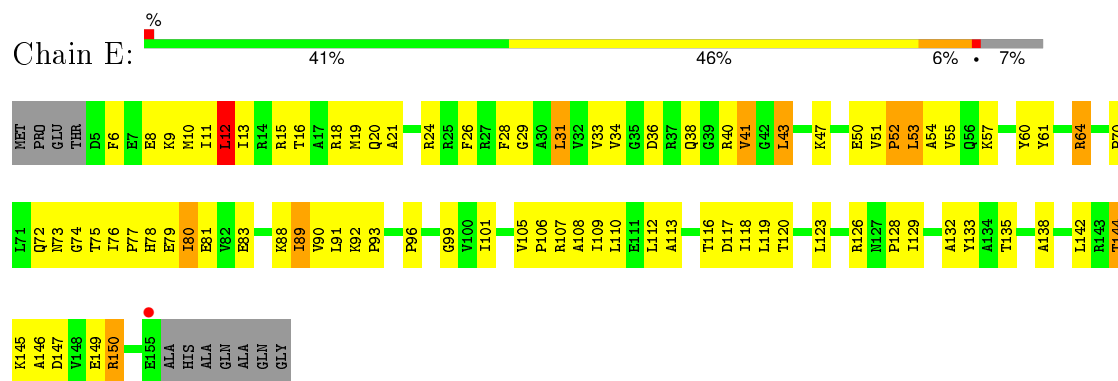




• Molecule 4: 30S RIBOSOMAL PROTEIN S4




• Molecule 5: 30S RIBOSOMAL PROTEIN S5

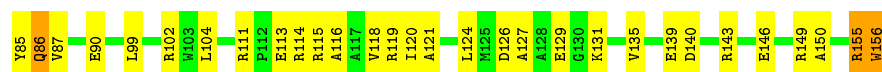


• Molecule 6: 30S RIBOSOMAL PROTEIN S6



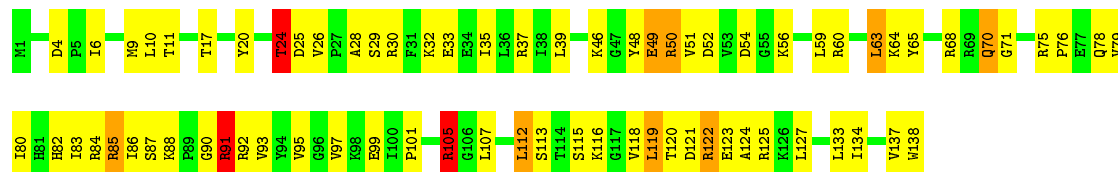
• Molecule 7: 30S RIBOSOMAL PROTEIN S7





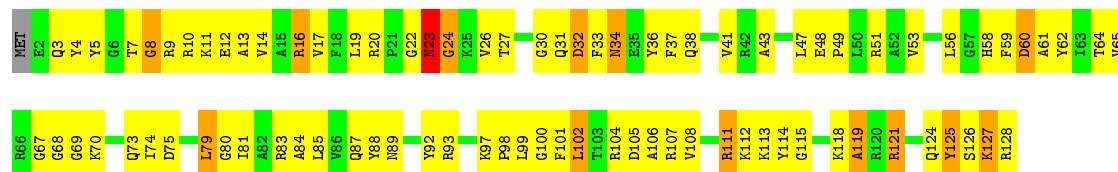
• Molecule 8: 30S RIBOSOMAL PROTEIN S8

Chain H: 47% 45% 6%



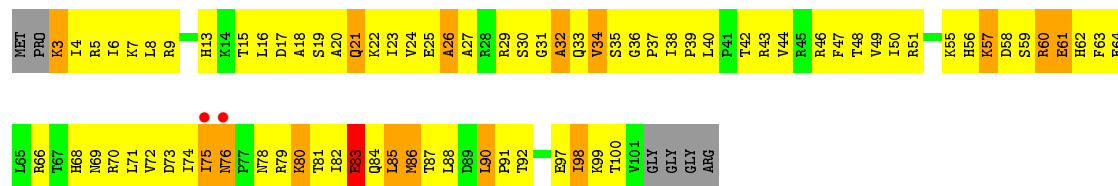
• Molecule 9: 30S RIBOSOMAL PROTEIN S9

Chain I: 33% 55% 10%



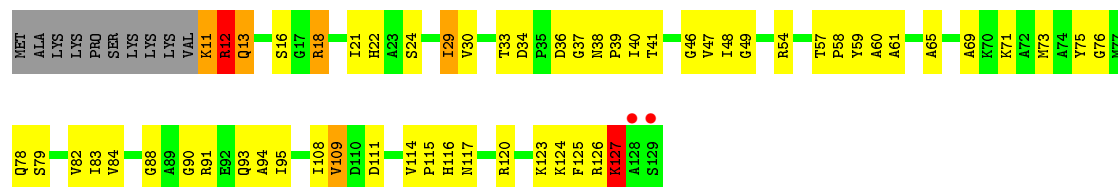
• Molecule 10: 30S RIBOSOMAL PROTEIN S10

Chain J: 2% 18% 61% 14% 6%



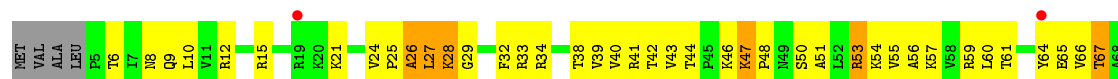
• Molecule 11: 30S RIBOSOMAL PROTEIN S11

Chain K: 2% 47% 40% 8%



• Molecule 12: 30S RIBOSOMAL PROTEIN S12

Chain L: 3% 37% 45% 10% 7%





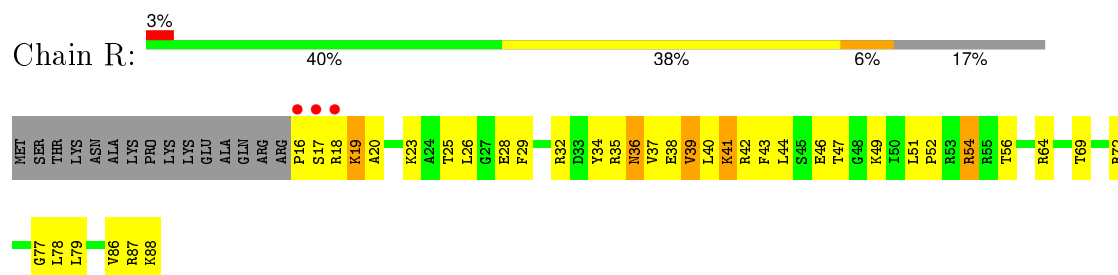
• Molecule 13: 30S RIBOSOMAL PROTEIN S13



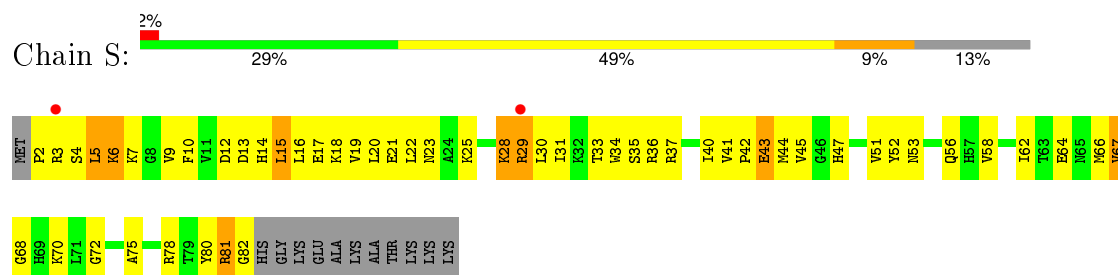
• Molecule 14: 30S RIBOSOMAL PROTEIN S14




● Molecule 18: 30S RIBOSOMAL PROTEIN S18



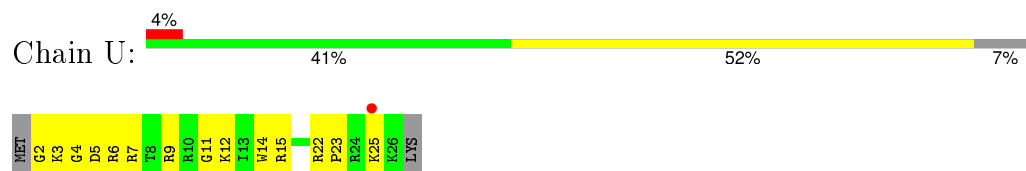
● Molecule 19: 30S RIBOSOMAL PROTEIN S19



• Molecule 20: 30S RIBOSOMAL PROTEIN S20



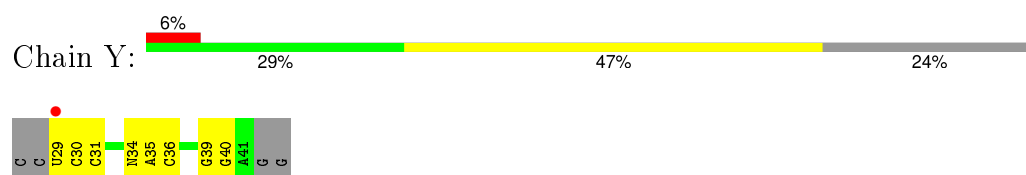
- Molecule 21: 30S RIBOSOMAL PROTEIN THX



● Molecule 22: 5'-R(\*GP\*UP\*AP\*AP\*AP\*AP)-3'



● Molecule 23: 5'-R(\*CP\*CP\*UP\*CP\*CP\*CP\*UP\*CM0P\*AP\*CP\*6MZP\*AP \*GP\*GP\*AP\*GP\*G)-3'



## 4 Data and refinement statistics

Property	Value	Source
Space group	P 41 21 2	Depositor
Cell constants a, b, c, $\alpha$ , $\beta$ , $\gamma$	400.96 Å   400.96 Å   174.37 Å 90.00°   90.00°   90.00°	Depositor
Resolution (Å)	29.89 – 3.10 29.89 – 3.10	Depositor EDS
% Data completeness (in resolution range)	99.4 (29.89-3.10) 99.5 (29.89-3.10)	Depositor EDS
$R_{merge}$	0.16	Depositor
$R_{sym}$	(Not available)	Depositor
$\langle I/\sigma(I) \rangle$ <sup>1</sup>	2.17 (at 3.11 Å)	Xtriage
Refinement program	CNS 1.2	Depositor
R, $R_{free}$	0.210   ,   0.245 0.203   ,   0.235	Depositor DCC
$R_{free}$ test set	12815 reflections (5.35%)	DCC
Wilson B-factor (Å <sup>2</sup> )	66.6	Xtriage
Anisotropy	0.306	Xtriage
Bulk solvent $k_{sol}$ (e/Å <sup>3</sup> ), $B_{sol}$ (Å <sup>2</sup> )	0.30 , 71.9	EDS
Estimated twinning fraction	No twinning to report.	Xtriage
L-test for twinning <sup>2</sup>	$\langle  L  \rangle = 0.47$ , $\langle L^2 \rangle = 0.30$	Xtriage
Outliers	0 of 252303 reflections	Xtriage
$F_o, F_c$ correlation	0.92	EDS
Total number of atoms	52372	wwPDB-VP
Average B, all atoms (Å <sup>2</sup> )	67.0	wwPDB-VP

Xtriage's analysis on translational NCS is as follows: *The largest off-origin peak in the Patterson function is 1.73% of the height of the origin peak. No significant pseudotranslation is detected.*

<sup>1</sup>Intensities estimated from amplitudes.

<sup>2</sup>Theoretical values of  $\langle |L| \rangle$ ,  $\langle L^2 \rangle$  for acentric reflections are 0.5, 0.375 respectively for untwinned datasets, and 0.333, 0.2 for perfectly twinned datasets.



## 5 Model quality [i](#)

### 5.1 Standard geometry [i](#)

Bond lengths and bond angles in the following residue types are not validated in this section: MG, PAR, K, ZN, 6MZ, CM0

The Z score for a bond length (or angle) is the number of standard deviations the observed value is removed from the expected value. A bond length (or angle) with  $|Z| > 5$  is considered an outlier worth inspection. RMSZ is the root-mean-square of all Z scores of the bond lengths (or angles).

Mol	Chain	Bond lengths		Bond angles	
		RMSZ	# Z  >5	RMSZ	# Z  >5
1	A	0.57	1/36365 (0.0%)	0.72	38/56754 (0.1%)
2	B	0.40	0/1936	0.68	0/2611
3	C	0.42	0/1637	0.65	1/2207 (0.0%)
4	D	0.49	1/1733 (0.1%)	0.66	0/2318
5	E	0.53	0/1163	0.74	1/1566 (0.1%)
6	F	0.40	0/856	0.64	0/1154
7	G	0.41	0/1276	0.60	0/1709
8	H	0.53	0/1136	0.77	0/1527
9	I	0.42	0/1029	0.67	1/1379 (0.1%)
10	J	0.40	0/806	0.67	1/1084 (0.1%)
11	K	0.45	0/900	0.72	0/1213
12	L	0.51	0/987	0.86	3/1322 (0.2%)
13	M	0.40	0/1008	0.66	0/1347
14	N	0.44	0/501	0.65	0/664
15	O	0.45	0/745	0.61	0/992
16	P	0.53	0/717	0.78	0/965
17	Q	0.55	0/870	0.75	1/1159 (0.1%)
18	R	0.45	0/604	0.64	0/801
19	S	0.41	0/662	0.70	0/892
20	T	0.48	0/765	0.76	0/1007
21	U	0.59	0/213	0.67	0/279
22	X	0.60	0/94	0.77	0/145
23	Y	0.56	0/253	0.68	0/387
All	All	0.53	2/56256 (0.0%)	0.71	46/83482 (0.1%)

Chiral center outliers are detected by calculating the chiral volume of a chiral center and verifying if the center is modelled as a planar moiety or with the opposite hand. A planarity outlier is detected by checking planarity of atoms in a peptide group, atoms in a mainchain group or atoms of a sidechain that are expected to be planar.

Mol	Chain	#Chirality outliers	#Planarity outliers
1	A	4	21
22	X	0	1
All	All	4	22

All (2) bond length outliers are listed below:

Mol	Chain	Res	Type	Atoms	Z	Observed(Å)	Ideal(Å)
4	D	9	CYS	CB-SG	5.52	1.91	1.82
1	A	438	G	C3'-O3'	5.44	1.49	1.42

All (46) bond angle outliers are listed below:

Mol	Chain	Res	Type	Atoms	Z	Observed(°)	Ideal(°)
1	A	281	G	C2'-C3'-O3'	9.87	131.21	109.50
1	A	1498	U	C2'-C3'-O3'	9.85	131.17	109.50
1	A	243	A	C2'-C3'-O3'	9.42	130.23	109.50
1	A	1528	U	C2'-C3'-O3'	9.17	129.67	109.50
1	A	181	G	C2'-C3'-O3'	9.11	129.53	109.50
1	A	366	C	C2'-C3'-O3'	9.05	129.41	109.50
1	A	115	G	C2'-C3'-O3'	8.98	129.26	109.50
1	A	328	C	C2'-C3'-O3'	8.95	129.19	109.50
1	A	559	A	C2'-C3'-O3'	8.61	128.44	109.50
1	A	575	G	C2'-C3'-O3'	8.51	128.22	109.50
1	A	687	A	C2'-C3'-O3'	8.34	127.84	109.50
1	A	913	A	C2'-C3'-O3'	8.11	127.34	109.50
1	A	965	A	C2'-C3'-O3'	7.95	126.99	109.50
1	A	812	C	C2'-C3'-O3'	7.84	126.75	109.50
1	A	1505	G	C2'-C3'-O3'	7.67	126.37	109.50
1	A	1503	A	C2'-C3'-O3'	7.66	126.36	109.50
1	A	60	A	C2'-C3'-O3'	7.48	125.96	109.50
1	A	266	G	C2'-C3'-O3'	7.48	125.96	109.50
1	A	533	A	C2'-C3'-O3'	7.47	125.93	109.50
1	A	484	G	C2'-C3'-O3'	7.04	124.98	109.50
1	A	1504	G	C5'-C4'-O4'	-6.88	100.84	109.10
1	A	1299	A	N9-C1'-C2'	6.69	122.69	114.00
1	A	372	C	C2'-C3'-O3'	6.63	124.31	113.70
1	A	509	A	C2'-C3'-O3'	6.52	124.13	113.70
1	A	328	C	O4'-C1'-N1	-6.16	103.27	108.20
1	A	428	G	C2'-C3'-O3'	6.01	123.31	113.70
9	I	60	ASP	N-CA-C	-5.79	95.38	111.00
1	A	1067	A	C2'-C3'-O3'	5.65	122.74	113.70
1	A	7	G	C2'-C3'-O3'	5.55	122.58	113.70
1	A	1544	U	C2'-C3'-O3'	-5.54	97.30	109.50

*Continued on next page...*

*Continued from previous page...*

Mol	Chain	Res	Type	Atoms	Z	Observed(°)	Ideal(°)
1	A	1301	U	C2'-C3'-O3'	5.45	122.42	113.70
1	A	353	A	C5'-C4'-O4'	-5.39	102.63	109.10
12	L	26	ALA	N-CA-C	-5.39	96.45	111.00
1	A	1201	A	N9-C1'-C2'	5.38	121.00	114.00
1	A	1200	C	N1-C1'-C2'	5.38	120.99	114.00
12	L	119	LYS	N-CA-C	-5.31	96.67	111.00
12	L	88	GLY	N-CA-C	-5.28	99.91	113.10
1	A	748	C	C2'-C3'-O3'	5.21	122.03	113.70
1	A	686	U	N1-C1'-C2'	5.17	120.71	114.00
3	C	145	GLY	N-CA-C	5.16	126.00	113.10
5	E	12	LEU	CA-CB-CG	5.13	127.10	115.30
1	A	410	G	C2'-C3'-O3'	5.11	121.87	113.70
10	J	60	ARG	N-CA-C	5.08	124.73	111.00
17	Q	67	LYS	N-CA-C	-5.04	97.39	111.00
1	A	1502	A	N9-C1'-C2'	5.03	120.54	114.00
1	A	1528	U	C4'-C3'-O3'	5.00	123.00	113.00

All (4) chirality outliers are listed below:

Mol	Chain	Res	Type	Atom
1	A	243	A	C3'
1	A	281	G	C3'
1	A	366	C	C3'
1	A	1528	U	C3'

All (22) planarity outliers are listed below:

Mol	Chain	Res	Type	Group
1	A	1048	G	Sidechain
1	A	1054	C	Sidechain
1	A	1067	A	Sidechain
1	A	1077	G	Sidechain
1	A	1299	A	Sidechain
1	A	1405	G	Sidechain
1	A	1414	U	Sidechain
1	A	195	A	Sidechain
1	A	250	A	Sidechain
1	A	253	U	Sidechain
1	A	297	G	Sidechain
1	A	317	G	Sidechain
1	A	376	G	Sidechain
1	A	410	G	Sidechain

*Continued on next page...*

*Continued from previous page...*

Mol	Chain	Res	Type	Group
1	A	528	C	Sidechain
1	A	561	U	Sidechain
1	A	575	G	Sidechain
1	A	587	G	Sidechain
1	A	634	C	Sidechain
1	A	733	A	Sidechain
1	A	883	C	Sidechain
22	X	4	A	Sidechain

## 5.2 Too-close contacts

In the following table, the Non-H and H(model) columns list the number of non-hydrogen atoms and hydrogen atoms in the chain respectively. The H(added) column lists the number of hydrogen atoms added and optimized by MolProbity. The Clashes column lists the number of clashes within the asymmetric unit, whereas Symm-Clashes lists symmetry related clashes.

Mol	Chain	Non-H	H(model)	H(added)	Clashes	Symm-Clashes
1	A	32489	0	16398	785	0
2	B	1901	0	1951	224	0
3	C	1613	0	1677	151	0
4	D	1703	0	1764	103	0
5	E	1147	0	1207	91	0
6	F	843	0	857	73	0
7	G	1257	0	1296	70	0
8	H	1116	0	1177	80	0
9	I	1010	0	1037	103	0
10	J	793	0	835	134	0
11	K	885	0	904	58	0
12	L	971	0	1057	77	0
13	M	997	0	1072	99	0
14	N	492	0	530	56	0
15	O	734	0	771	63	0
16	P	701	0	720	49	0
17	Q	857	0	928	74	0
18	R	598	0	670	51	0
19	S	648	0	673	70	0
20	T	763	0	861	68	0
21	U	209	0	221	26	0
22	X	84	0	45	3	0
23	Y	277	0	145	9	0
24	Z	42	0	45	0	0
25	Z	184	0	0	0	0

*Continued on next page...*

*Continued from previous page...*

Mol	Chain	Non-H	H(model)	H(added)	Clashes	Symm-Clashes
26	Z	2	0	0	1	0
27	Z	56	0	0	0	0
All	All	52372	0	36841	2319	0

The all-atom clashscore is defined as the number of clashes found per 1000 atoms (including hydrogen atoms). The all-atom clashscore for this structure is 26.

All (2319) close contacts within the same asymmetric unit are listed below, sorted by their clash magnitude.

Atom-1	Atom-2	Interatomic distance (Å)	Clash overlap (Å)
1:A:243:A:H4'	1:A:244:U:H5'	1.24	1.16
10:J:32:ALA:HB1	10:J:75:ILE:HG13	1.25	1.13
3:C:14:ILE:HG22	3:C:15:THR:H	1.11	1.13
15:O:87:ILE:HG22	15:O:88:ARG:H	1.07	1.11
3:C:50:ALA:HB1	3:C:70:VAL:HG11	1.31	1.07
7:G:75:VAL:HG21	7:G:86:GLN:HB3	1.36	1.07
20:T:73:HIS:O	20:T:74:LYS:HB2	1.50	1.06
1:A:1277:C:HO2'	1:A:1279:A:H8	1.06	1.03
3:C:64:VAL:HB	3:C:99:VAL:HG21	1.40	1.03
2:B:118:LEU:HD22	2:B:142:LEU:HD13	1.39	1.02
1:A:975:A:H4'	1:A:976:G:H5"	1.45	0.99
5:E:80:ILE:CD1	5:E:91:LEU:HB2	1.93	0.97
4:D:30:LYS:HB3	4:D:35:ARG:HH21	1.29	0.97
10:J:38:ILE:HG13	10:J:71:LEU:HB3	1.45	0.96
20:T:50:GLU:HA	20:T:100:ILE:HG22	1.44	0.96
13:M:36:LYS:HB2	13:M:59:TYR:HE2	1.31	0.96
3:C:70:VAL:HG12	3:C:72:LYS:H	1.31	0.95
3:C:91:LEU:HD11	3:C:99:VAL:HG23	1.47	0.95
4:D:7:PRO:HB2	4:D:10:ARG:HD2	1.48	0.95
2:B:84:GLU:HB3	2:B:219:VAL:HG21	1.49	0.95
19:S:64:GLU:O	19:S:67:VAL:HG23	1.68	0.93
3:C:64:VAL:HG23	3:C:99:VAL:HG11	1.50	0.93
5:E:79:GLU:HG3	5:E:93:PRO:HD2	1.50	0.93
10:J:27:ALA:HA	10:J:81:THR:HG23	1.50	0.93
6:F:2:ARG:NE	6:F:69:GLU:HG2	1.84	0.93
2:B:60:ASP:HB3	2:B:64:ARG:HH12	1.34	0.92
1:A:1502:A:H2	1:A:1505:G:H1	1.11	0.91
12:L:60:LEU:HD11	12:L:85:ILE:HD12	1.52	0.91
7:G:73:MET:HE2	7:G:90:GLU:HA	1.52	0.91
10:J:4:ILE:HD11	10:J:74:ILE:HD12	1.51	0.91
1:A:192:U:H4'	20:T:102:GLY:O	1.71	0.90

*Continued on next page...*

*Continued from previous page...*

Atom-1	Atom-2	Interatomic distance (Å)	Clash overlap (Å)
1:A:1250:A:H4'	9:I:68:GLY:H	1.35	0.90
1:A:1152:A:H5''	10:J:13:HIS:CD2	2.06	0.90
10:J:30:SER:HB3	10:J:84:GLN:HE21	1.38	0.89
2:B:87:ARG:HH11	2:B:233:SER:HB2	1.37	0.89
10:J:49:VAL:HG23	14:N:41:ARG:HB2	1.52	0.89
15:O:87:ILE:HG22	15:O:88:ARG:N	1.85	0.89
3:C:91:LEU:HD21	3:C:99:VAL:HG22	1.55	0.89
2:B:16:HIS:NE2	2:B:214:ILE:HD11	1.86	0.89
2:B:77:ALA:HB2	2:B:211:ILE:HD13	1.55	0.89
2:B:178:ARG:HH22	8:H:68:ARG:HH22	1.20	0.88
9:I:128:ARG:O	13:M:126:LYS:HD2	1.73	0.88
9:I:93:ARG:HB3	9:I:93:ARG:NH1	1.89	0.88
2:B:124:SER:O	2:B:127:ILE:HG13	1.74	0.88
1:A:718:G:H5'	11:K:117:ASN:ND2	1.88	0.88
1:A:954:G:H4'	13:M:120:LYS:HB3	1.55	0.87
5:E:74:GLY:HA3	5:E:116:THR:HG22	1.52	0.87
9:I:53:VAL:HG21	9:I:85:LEU:HD21	1.57	0.87
5:E:80:ILE:HD11	5:E:91:LEU:HB2	1.54	0.87
8:H:112:LEU:HD23	8:H:112:LEU:N	1.89	0.87
15:O:3:ILE:HD13	15:O:34:LEU:HD13	1.57	0.86
2:B:84:GLU:OE1	2:B:216:SER:HA	1.75	0.86
1:A:1442(A):G:H4'	1:A:1442(B):A:H5'	1.58	0.86
15:O:17:ARG:HH11	15:O:17:ARG:HG3	1.37	0.86
10:J:8:LEU:HB2	10:J:70:ARG:HB2	1.57	0.86
1:A:246:A:O2'	17:Q:99:SER:HB3	1.75	0.85
13:M:49:THR:HG22	13:M:51:ALA:H	1.41	0.85
10:J:46:ARG:HG2	10:J:46:ARG:HH11	1.41	0.85
1:A:969:A:H61	13:M:126:LYS:HB2	1.41	0.85
2:B:95:GLN:C	2:B:96:ARG:HD2	1.97	0.84
15:O:87:ILE:CG2	15:O:88:ARG:H	1.89	0.84
15:O:78:TYR:CZ	15:O:82:ILE:HD11	2.11	0.84
5:E:51:VAL:HB	5:E:52:PRO:HD3	1.59	0.84
1:A:1191:A:P	3:C:3:ASN:HD21	2.00	0.84
1:A:243:A:C4'	1:A:244:U:H5'	2.07	0.84
1:A:328:C:O2	1:A:328:C:H2'	1.76	0.84
5:E:11:ILE:HB	5:E:31:LEU:HB3	1.60	0.84
1:A:579:G:H5'	1:A:728:A:H1'	1.58	0.84
13:M:3:ARG:HD3	13:M:9:ILE:HG23	1.58	0.84
7:G:46:ALA:O	7:G:50:ILE:HG12	1.78	0.84
10:J:4:ILE:HA	10:J:100:THR:HA	1.59	0.84
18:R:19:LYS:HG3	18:R:20:ALA:H	1.41	0.84

*Continued on next page...*

*Continued from previous page...*

Atom-1	Atom-2	Interatomic distance (Å)	Clash overlap (Å)
8:H:82:HIS:HD2	8:H:138:TRP:NE1	1.76	0.84
7:G:146:GLU:HG2	7:G:149:ARG:HH21	1.42	0.84
2:B:223:ILE:HD12	2:B:224:GLN:N	1.93	0.83
6:F:22:GLU:OE2	6:F:82:ARG:HD3	1.78	0.83
8:H:29:SER:OG	8:H:32:LYS:HB2	1.78	0.83
10:J:38:ILE:HD11	10:J:71:LEU:HD12	1.61	0.83
13:M:11:ARG:HG3	13:M:12:ASN:N	1.91	0.83
1:A:1366:C:H2'	1:A:1367:C:H6	1.42	0.83
5:E:50:GLU:HG3	5:E:52:PRO:HD2	1.59	0.83
8:H:24:THR:HG22	8:H:63:LEU:HD21	1.61	0.83
6:F:67:MET:HB2	6:F:68:PRO:HD2	1.61	0.82
12:L:27:LEU:O	12:L:29:GLY:N	2.12	0.82
18:R:87:ARG:O	18:R:88:LYS:HB2	1.78	0.82
1:A:1133:G:H2'	1:A:1134:G:H8	1.44	0.82
19:S:33:THR:HG22	19:S:35:SER:H	1.43	0.82
7:G:75:VAL:CG2	7:G:86:GLN:HB3	2.09	0.82
9:I:93:ARG:HH11	9:I:93:ARG:HB3	1.41	0.82
1:A:129(A):G:O2'	1:A:189(F):U:H2'	1.78	0.82
11:K:124:LYS:HD2	11:K:125:PHE:CE1	2.14	0.82
1:A:1116:C:H2'	1:A:1117:G:H5''	1.59	0.82
10:J:32:ALA:H	10:J:78:ASN:ND2	1.78	0.82
17:Q:67:LYS:HA	17:Q:70:ARG:HH12	1.42	0.82
1:A:1532:U:H2'	1:A:1533:C:H3'	1.61	0.81
3:C:14:ILE:O	3:C:16:ARG:N	2.13	0.81
9:I:97:LYS:HG2	9:I:102:LEU:HD21	1.60	0.81
1:A:250:A:H4'	1:A:251:G:O5'	1.81	0.81
9:I:8:GLY:HA2	9:I:79:LEU:HD13	1.60	0.81
15:O:36:ILE:HA	15:O:59:MET:HE3	1.63	0.81
10:J:99:LYS:HD3	10:J:100:THR:H	1.45	0.81
2:B:87:ARG:NH1	2:B:233:SER:HB2	1.96	0.81
12:L:74:GLY:O	12:L:75:HIS:HB3	1.80	0.81
10:J:3:LYS:HA	10:J:76:ASN:H	1.45	0.81
20:T:45:GLN:HB2	20:T:91:LEU:HD13	1.63	0.81
12:L:38:THR:HG22	12:L:39:VAL:HG23	1.63	0.81
1:A:975:A:H5'	1:A:975:A:H8	1.46	0.80
1:A:243:A:H4'	1:A:244:U:C5'	2.10	0.80
3:C:8:ILE:HG23	3:C:16:ARG:HG2	1.63	0.80
7:G:23:VAL:O	7:G:27:ILE:HG12	1.80	0.80
7:G:111:ARG:HB3	7:G:113:GLU:OE2	1.82	0.80
2:B:78:GLN:HG3	2:B:94:ASN:OD1	1.80	0.80
13:M:120:LYS:NZ	13:M:122:LYS:HB3	1.97	0.80

*Continued on next page...*

*Continued from previous page...*

Atom-1	Atom-2	Interatomic distance (Å)	Clash overlap (Å)
3:C:14:ILE:HG22	3:C:15:THR:N	1.94	0.80
1:A:1228:C:H4'	13:M:116:THR:HA	1.61	0.80
1:A:1116:C:C2'	1:A:1117:G:H5''	2.10	0.80
15:O:10:LYS:C	15:O:10:LYS:HD3	2.03	0.80
6:F:2:ARG:HE	6:F:69:GLU:HG2	1.45	0.80
10:J:82:ILE:O	10:J:86:MET:HB2	1.82	0.79
15:O:64:ARG:HB3	15:O:64:ARG:NH1	1.97	0.79
15:O:54:ARG:HG2	15:O:54:ARG:HH11	1.48	0.79
9:I:65:VAL:HG11	9:I:73:GLN:HB3	1.64	0.79
2:B:17:PHE:HB3	2:B:44:LEU:HD21	1.63	0.79
1:A:1054:C:H3'	1:A:1054:C:O2	1.82	0.79
1:A:1047:G:C2'	1:A:1048:G:H5''	2.13	0.79
7:G:73:MET:HE1	7:G:90:GLU:HG2	1.64	0.79
3:C:19:GLU:HG2	3:C:54:ARG:HE	1.46	0.79
10:J:80:LYS:HA	10:J:83:GLU:OE2	1.83	0.78
1:A:1366:C:H2'	1:A:1367:C:C6	2.18	0.78
1:A:1250:A:H4'	9:I:68:GLY:N	1.98	0.78
2:B:97:TRP:HZ2	2:B:102:LEU:HD13	1.47	0.78
3:C:119:ARG:HH11	3:C:119:ARG:HG3	1.48	0.78
2:B:142:LEU:HG	2:B:146:GLN:HE21	1.49	0.78
2:B:15:VAL:HG11	2:B:209:ARG:HB2	1.65	0.78
6:F:15:ASP:H	6:F:18:GLN:NE2	1.82	0.78
10:J:6:ILE:HG22	10:J:98:ILE:HA	1.64	0.78
6:F:1:MET:HE3	6:F:66:GLU:HG2	1.63	0.78
1:A:664:G:H22	1:A:741:G:H1	1.30	0.78
10:J:5:ARG:HA	10:J:73:ASP:OD1	1.83	0.77
1:A:1026:G:H2'	1:A:1027:C:H5''	1.66	0.77
17:Q:96:GLU:O	17:Q:102:GLY:HA2	1.84	0.77
1:A:351:G:H4'	1:A:352:C:OP1	1.84	0.77
3:C:123:GLN:O	3:C:128:PHE:HB2	1.84	0.77
17:Q:101:ARG:HE	17:Q:101:ARG:HA	1.49	0.77
12:L:53:ARG:HG2	12:L:69:TYR:HE1	1.50	0.77
12:L:25:PRO:C	12:L:27:LEU:H	1.89	0.77
18:R:19:LYS:CG	18:R:20:ALA:H	1.98	0.77
10:J:32:ALA:CB	10:J:75:ILE:HG13	2.12	0.76
20:T:73:HIS:O	20:T:74:LYS:CB	2.31	0.76
1:A:377:G:OP1	16:P:3:LYS:HD3	1.85	0.76
8:H:60:ARG:HG3	8:H:60:ARG:HH11	1.50	0.76
6:F:80:ARG:NH1	6:F:88:VAL:HB	2.01	0.76
8:H:51:VAL:HG11	8:H:60:ARG:HH11	1.51	0.76
12:L:47:LYS:HB3	12:L:48:PRO:CD	2.15	0.76

*Continued on next page...*



*Continued from previous page...*

Atom-1	Atom-2	Interatomic distance (Å)	Clash overlap (Å)
5:E:12:LEU:HD13	5:E:31:LEU:HB2	1.68	0.76
1:A:1132:C:H2'	1:A:1133:G:H8	1.50	0.76
1:A:1048:G:H8	1:A:1048:G:H5'	1.48	0.76
3:C:107:GLN:HE21	3:C:107:GLN:H	1.32	0.76
1:A:371:G:O2'	1:A:372:C:H5'	1.85	0.76
7:G:140:ASP:HA	7:G:143:ARG:NH1	2.01	0.76
6:F:33:TYR:HA	6:F:71:ARG:HH21	1.49	0.76
1:A:235:C:H5'	17:Q:70:ARG:HG2	1.68	0.76
17:Q:68:ARG:H	17:Q:70:ARG:NH1	1.84	0.76
1:A:1047:G:H2'	1:A:1048:G:H5''	1.65	0.76
13:M:10:PRO:HB2	13:M:18:ALA:HB1	1.66	0.75
3:C:91:LEU:HD11	3:C:99:VAL:CG2	2.17	0.75
2:B:19:HIS:HD2	2:B:189:ASP:OD1	1.70	0.75
17:Q:63:ARG:O	17:Q:65:ILE:HD12	1.86	0.75
3:C:107:GLN:NE2	3:C:107:GLN:H	1.84	0.75
12:L:41:ARG:HG2	12:L:42:THR:H	1.50	0.75
13:M:54:VAL:O	13:M:58:GLU:HG2	1.86	0.75
5:E:74:GLY:CA	5:E:116:THR:HG22	2.17	0.75
1:A:438:G:H4'	1:A:439:A:OP1	1.87	0.75
19:S:36:ARG:HH21	19:S:53:ASN:HA	1.49	0.75
15:O:33:THR:HG23	15:O:63:ARG:HH12	1.51	0.75
3:C:60:ALA:HB3	3:C:63:ASN:HD22	1.51	0.75
2:B:80:ILE:HD11	2:B:208:ILE:HG22	1.67	0.75
2:B:51:LEU:HD22	2:B:55:PHE:CE1	2.21	0.75
21:U:14:TRP:HZ3	21:U:15:ARG:HH12	1.35	0.75
10:J:49:VAL:O	10:J:60:ARG:O	2.05	0.75
2:B:181:PHE:CE2	8:H:70:GLN:HB3	2.20	0.75
2:B:18:GLY:O	2:B:19:HIS:HB2	1.85	0.75
8:H:120:THR:OG1	8:H:123:GLU:HG3	1.87	0.75
2:B:178:ARG:HH22	8:H:68:ARG:NH2	1.84	0.75
12:L:27:LEU:HG	12:L:28:LYS:H	1.50	0.75
20:T:50:GLU:HG3	20:T:100:ILE:HB	1.68	0.74
2:B:134:GLU:HG2	2:B:137:ARG:NH2	2.02	0.74
15:O:16:ALA:HB1	15:O:21:ASP:HB3	1.67	0.74
3:C:148:GLY:HA3	3:C:172:ARG:O	1.87	0.74
5:E:150:ARG:HH11	5:E:150:ARG:HG3	1.51	0.74
3:C:14:ILE:CG2	3:C:15:THR:H	1.94	0.74
2:B:215:LEU:O	2:B:219:VAL:HG23	1.88	0.74
18:R:88:LYS:NZ	18:R:88:LYS:HB3	2.02	0.74
1:A:939:G:H5''	7:G:102:ARG:NH2	2.02	0.74
11:K:48:ILE:HG22	11:K:49:GLY:H	1.52	0.74

*Continued on next page...*

*Continued from previous page...*

Atom-1	Atom-2	Interatomic distance (Å)	Clash overlap (Å)
2:B:7:VAL:HG12	2:B:221:LEU:HD23	1.70	0.74
2:B:218:ALA:O	2:B:222:ILE:HG13	1.88	0.74
1:A:1030(C):G:H2'	1:A:1030(D):A:C8	2.23	0.74
10:J:3:LYS:HA	10:J:74:ILE:O	1.87	0.74
13:M:17:VAL:O	13:M:20:THR:HB	1.87	0.74
6:F:3:ARG:HH11	6:F:3:ARG:HG3	1.52	0.74
2:B:98:LEU:O	2:B:101:MET:HG3	1.88	0.74
9:I:97:LYS:HA	9:I:102:LEU:HD21	1.70	0.74
1:A:1181:G:H4'	1:A:1182:G:OP1	1.86	0.74
13:M:15:VAL:HG23	13:M:43:THR:O	1.87	0.74
1:A:1281:U:H5'	1:A:1282:C:H5	1.53	0.74
19:S:20:LEU:HD12	19:S:21:GLU:N	2.03	0.73
1:A:443:C:H2'	1:A:444:C:H6	1.53	0.73
11:K:126:ARG:O	11:K:127:LYS:HB2	1.86	0.73
3:C:29:TYR:OH	14:N:54:PRO:HD2	1.88	0.73
1:A:1022:G:H2'	1:A:1023:G:H8	1.51	0.73
20:T:56:MET:HE2	20:T:88:VAL:HG11	1.70	0.73
15:O:26:GLU:HG3	15:O:81:LEU:HD12	1.70	0.73
1:A:673:G:H2'	1:A:674:G:C8	2.23	0.73
12:L:47:LYS:HB3	12:L:48:PRO:HD3	1.70	0.73
15:O:39:LEU:HD11	15:O:56:LEU:HB2	1.70	0.73
3:C:64:VAL:N	3:C:99:VAL:HG11	2.03	0.73
3:C:58:GLU:HB2	3:C:65:ALA:HB3	1.70	0.73
15:O:64:ARG:HH11	15:O:64:ARG:CB	2.02	0.73
6:F:4:TYR:CZ	6:F:72:VAL:HG21	2.24	0.73
1:A:1369:C:H2'	1:A:1370:G:C8	2.24	0.73
19:S:5:LEU:O	19:S:6:LYS:HB2	1.89	0.73
1:A:1047:G:H2'	1:A:1048:G:C5'	2.18	0.73
3:C:108:ASN:HD21	3:C:144:SER:HB3	1.54	0.73
2:B:204:ASN:HD22	2:B:204:ASN:C	1.90	0.72
6:F:14:LEU:HA	6:F:18:GLN:NE2	2.03	0.72
7:G:69:VAL:HG21	7:G:104:LEU:HD21	1.71	0.72
9:I:118:LYS:O	9:I:119:ALA:HB3	1.89	0.72
16:P:57:ARG:HG2	16:P:57:ARG:HH11	1.52	0.72
17:Q:3:LYS:HB3	17:Q:61:GLU:HB2	1.71	0.72
11:K:126:ARG:O	11:K:127:LYS:HE2	1.89	0.72
13:M:124:PRO:HB3	13:M:126:LYS:HE2	1.70	0.72
17:Q:68:ARG:N	17:Q:70:ARG:NH1	2.37	0.72
14:N:14:PRO:O	14:N:15:LYS:HB2	1.87	0.72
1:A:1060:C:C5	3:C:2:GLY:HA3	2.24	0.72
11:K:11:LYS:O	11:K:11:LYS:HD2	1.89	0.72

*Continued on next page...*

*Continued from previous page...*

Atom-1	Atom-2	Interatomic distance (Å)	Clash overlap (Å)
2:B:21:ARG:HH12	2:B:23:ARG:HG2	1.54	0.72
20:T:56:MET:HG3	20:T:84:LEU:HD22	1.71	0.72
9:I:70:LYS:O	9:I:74:ILE:HG13	1.89	0.72
1:A:1492:A:OP1	12:L:47:LYS:N	2.20	0.72
13:M:90:LEU:HD22	13:M:94:ARG:NH1	2.05	0.72
5:E:92:LYS:HB3	5:E:119:LEU:HB2	1.70	0.71
7:G:54:THR:HG22	7:G:56:GLN:H	1.53	0.71
1:A:1086:U:H3	1:A:1099:G:H22	1.38	0.71
15:O:6:GLU:CD	15:O:6:GLU:H	1.93	0.71
8:H:51:VAL:HG11	8:H:60:ARG:NH1	2.06	0.71
6:F:26:ILE:O	6:F:30:LEU:HG	1.90	0.71
1:A:1356:G:H2'	1:A:1357:A:C8	2.24	0.71
7:G:64:GLN:HE21	7:G:68:ASN:ND2	1.88	0.71
10:J:49:VAL:O	10:J:60:ARG:HA	1.90	0.71
12:L:75:HIS:CD2	12:L:77:LEU:H	2.08	0.71
3:C:102:ASN:N	3:C:102:ASN:HD22	1.86	0.71
7:G:16:LEU:HD22	7:G:16:LEU:N	2.04	0.71
2:B:97:TRP:CZ2	2:B:102:LEU:HD13	2.25	0.71
3:C:110:ASN:ND2	3:C:140:ARG:HB3	2.06	0.71
1:A:1027:C:H42	1:A:1034:G:H1	1.38	0.71
5:E:88:LYS:HB3	5:E:123:LEU:HB2	1.71	0.71
1:A:759:A:H61	17:Q:94:ASN:HD21	1.36	0.71
10:J:99:LYS:CD	10:J:100:THR:H	2.03	0.71
1:A:818:G:O2'	1:A:819:A:H5''	1.91	0.71
4:D:189:PRO:HB2	4:D:194:LEU:HD21	1.72	0.71
10:J:3:LYS:CA	10:J:76:ASN:H	2.03	0.71
10:J:7:LYS:HD3	10:J:9:ARG:HH22	1.55	0.71
13:M:36:LYS:HB2	13:M:59:TYR:CE2	2.22	0.71
10:J:61:GLU:OE1	14:N:45:ARG:NH1	2.21	0.70
13:M:11:ARG:HG3	13:M:12:ASN:H	1.55	0.70
17:Q:67:LYS:CA	17:Q:70:ARG:HH12	2.03	0.70
1:A:1054:C:H2'	1:A:1055:A:H5''	1.73	0.70
11:K:22:HIS:HB3	11:K:29:ILE:HG23	1.71	0.70
1:A:1125:U:H3	10:J:5:ARG:HH21	1.36	0.70
7:G:140:ASP:HA	7:G:143:ARG:HH11	1.56	0.70
17:Q:40:LYS:HD2	17:Q:42:TYR:CZ	2.26	0.70
8:H:90:GLY:O	8:H:91:ARG:HB2	1.92	0.70
12:L:60:LEU:HD21	12:L:66:VAL:HG22	1.74	0.70
18:R:19:LYS:HG3	18:R:20:ALA:N	2.06	0.70
8:H:119:LEU:HD12	8:H:124:ALA:HA	1.74	0.70
10:J:49:VAL:CG2	14:N:41:ARG:HB2	2.19	0.70

*Continued on next page...*

*Continued from previous page...*

Atom-1	Atom-2	Interatomic distance (Å)	Clash overlap (Å)
2:B:111:ARG:HB3	2:B:149:LEU:HD11	1.73	0.70
18:R:46:GLU:CD	18:R:46:GLU:H	1.94	0.70
1:A:1117:G:H5'	1:A:1117:G:H8	1.54	0.70
5:E:74:GLY:HA3	5:E:116:THR:CG2	2.22	0.70
5:E:89:ILE:HD13	5:E:90:VAL:H	1.57	0.70
1:A:1305:G:N2	1:A:1331:G:O2'	2.24	0.70
1:A:35:G:H2'	1:A:36:C:C6	2.27	0.70
18:R:88:LYS:HZ3	18:R:88:LYS:HB3	1.56	0.70
1:A:620:C:N1	4:D:135:LEU:HD13	2.07	0.70
1:A:1132:C:H2'	1:A:1133:G:C8	2.27	0.69
6:F:21:LEU:O	6:F:24:GLU:HG3	1.92	0.69
5:E:80:ILE:H	5:E:80:ILE:HD12	1.57	0.69
15:O:64:ARG:HB3	15:O:64:ARG:HH11	1.57	0.69
1:A:1142:G:H2'	1:A:1143:G:O4'	1.92	0.69
1:A:946:A:H2'	1:A:947:G:C8	2.27	0.69
20:T:14:LYS:O	20:T:18:GLN:HG3	1.92	0.69
2:B:204:ASN:HD22	2:B:205:ASP:N	1.90	0.69
2:B:80:ILE:HD13	2:B:212:GLN:HB2	1.75	0.69
1:A:1425:U:H2'	1:A:1426:C:C6	2.28	0.69
10:J:64:GLU:HG2	14:N:59:ALA:HB2	1.74	0.69
2:B:189:ASP:HB2	2:B:205:ASP:OD2	1.91	0.69
8:H:10:LEU:HD22	8:H:83:ILE:HD11	1.74	0.69
21:U:6:ARG:HE	21:U:15:ARG:NE	1.90	0.69
1:A:853:G:O2'	1:A:854:G:H5'	1.93	0.69
4:D:162:LEU:HD13	4:D:181:MET:HG2	1.74	0.69
1:A:1039:C:H2'	1:A:1040:U:C6	2.26	0.69
2:B:165:VAL:HG23	2:B:166:ASP:H	1.57	0.69
1:A:384:G:H2'	1:A:385:C:C6	2.28	0.69
16:P:57:ARG:NH1	16:P:79:VAL:O	2.25	0.69
1:A:1189:C:P	10:J:51:ARG:HH22	2.16	0.69
4:D:3:ARG:HH11	4:D:115:ARG:HD2	1.58	0.69
9:I:24:GLY:HA2	9:I:59:PHE:O	1.93	0.69
1:A:1397:C:H4'	1:A:1398:A:OP2	1.91	0.69
17:Q:27:PHE:CZ	17:Q:36:ILE:HD11	2.27	0.69
3:C:70:VAL:HG12	3:C:71:ALA:N	2.07	0.68
2:B:178:ARG:HH21	2:B:196:LEU:C	1.97	0.68
1:A:1038:C:H2'	1:A:1039:C:C6	2.28	0.68
13:M:49:THR:HG22	13:M:51:ALA:N	2.06	0.68
15:O:39:LEU:CD1	15:O:56:LEU:HB2	2.23	0.68
1:A:912:C:O2'	1:A:913:A:H5'	1.93	0.68
14:N:57:ARG:HG2	14:N:58:LYS:N	2.08	0.68

*Continued on next page...*

*Continued from previous page...*

Atom-1	Atom-2	Interatomic distance (Å)	Clash overlap (Å)
14:N:23:ARG:NH1	14:N:30:ALA:HB2	2.08	0.68
2:B:219:VAL:HA	2:B:222:ILE:HD12	1.75	0.68
2:B:55:PHE:HD2	2:B:58:ILE:HD12	1.57	0.68
19:S:22:LEU:HD13	19:S:28:LYS:HB3	1.76	0.68
2:B:88:ALA:HB2	2:B:219:VAL:HG13	1.75	0.68
1:A:1095:U:H2'	1:A:1096:C:C6	2.29	0.68
7:G:113:GLU:HG2	7:G:119:ARG:HG2	1.75	0.68
1:A:1497:G:H2'	1:A:1498:U:H5'	1.75	0.68
16:P:28:ARG:HG3	16:P:29:ASP:OD2	1.94	0.68
3:C:6:HIS:HD2	3:C:8:ILE:H	1.42	0.68
11:K:47:VAL:HG12	11:K:48:ILE:HD13	1.74	0.68
7:G:64:GLN:HE21	7:G:68:ASN:HD21	1.38	0.68
7:G:129:GLU:CD	7:G:131:LYS:HE2	2.14	0.68
14:N:27:CYS:SG	14:N:29:ARG:HB2	2.34	0.68
12:L:70:ILE:HD13	12:L:77:LEU:HD12	1.76	0.68
2:B:178:ARG:HH21	2:B:196:LEU:HA	1.59	0.67
1:A:1135:U:H4'	1:A:1136:U:H5	1.59	0.67
8:H:63:LEU:H	8:H:63:LEU:HD22	1.58	0.67
12:L:28:LYS:O	12:L:29:GLY:C	2.30	0.67
1:A:344:A:H4'	1:A:345:C:OP2	1.93	0.67
1:A:299:G:H2'	1:A:300:A:C8	2.29	0.67
20:T:72:LEU:O	20:T:72:LEU:HG	1.94	0.67
6:F:46:ARG:HG2	6:F:47:ARG:N	2.09	0.67
20:T:53:LEU:HD23	20:T:56:MET:HE3	1.75	0.67
9:I:69:GLY:O	9:I:73:GLN:HG3	1.94	0.67
18:R:18:ARG:O	18:R:19:LYS:HB3	1.94	0.67
13:M:34:LEU:HD13	13:M:41:PRO:HA	1.76	0.67
1:A:1052:U:H2'	1:A:1055:A:OP1	1.94	0.67
1:A:1435:G:H2'	1:A:1436:U:C6	2.30	0.67
2:B:75:LYS:HA	2:B:78:GLN:HB2	1.76	0.67
9:I:93:ARG:HH11	9:I:93:ARG:CB	2.08	0.67
12:L:55:VAL:HG12	12:L:56:ALA:N	2.10	0.67
4:D:146:ILE:HD12	4:D:146:ILE:N	2.09	0.67
1:A:1080:A:H5''	5:E:16:THR:HG21	1.76	0.67
19:S:13:ASP:HA	19:S:16:LEU:HB3	1.76	0.67
12:L:126:LYS:HD2	12:L:126:LYS:O	1.94	0.67
3:C:77:ILE:O	3:C:83:ARG:HB3	1.95	0.67
2:B:60:ASP:C	2:B:64:ARG:HH12	1.98	0.67
2:B:60:ASP:HB3	2:B:64:ARG:NH1	2.09	0.67
1:A:1024:G:H2'	1:A:1025:U:O4'	1.95	0.67
1:A:420:U:H2'	1:A:422:C:C5	2.30	0.67

*Continued on next page...*

*Continued from previous page...*

Atom-1	Atom-2	Interatomic distance (Å)	Clash overlap (Å)
11:K:69:ALA:O	11:K:73:MET:HG2	1.95	0.67
10:J:9:ARG:NH1	10:J:9:ARG:HB3	2.10	0.67
1:A:1497:G:C2'	1:A:1498:U:H5'	2.25	0.66
4:D:18:LYS:NZ	4:D:31:CYS:HB3	2.09	0.66
21:U:14:TRP:HZ3	21:U:15:ARG:NH1	1.92	0.66
2:B:231:GLU:HB3	2:B:232:PRO:HD2	1.76	0.66
5:E:110:LEU:HD13	5:E:118:ILE:HG21	1.76	0.66
7:G:120:ILE:HG22	7:G:124:LEU:HD11	1.75	0.66
6:F:14:LEU:HA	6:F:18:GLN:HE21	1.58	0.66
6:F:47:ARG:N	6:F:47:ARG:HD3	2.11	0.66
3:C:82:GLU:O	3:C:86:VAL:HG23	1.94	0.66
8:H:17:THR:HB	8:H:78:GLN:OE1	1.95	0.66
1:A:835:U:OP1	18:R:64:ARG:NH2	2.25	0.66
1:A:975:A:H5'	1:A:975:A:C8	2.30	0.66
18:R:87:ARG:HG2	18:R:88:LYS:H	1.61	0.66
3:C:13:GLY:HA3	14:N:57:ARG:HH21	1.61	0.66
9:I:31:GLN:O	9:I:32:ASP:HB3	1.94	0.66
21:U:9:ARG:NH1	21:U:22:ARG:HA	2.11	0.66
1:A:254:G:OP1	17:Q:68:ARG:HB3	1.94	0.66
16:P:43:LYS:HG3	16:P:48:TRP:CD2	2.31	0.66
1:A:1539:C:H2'	1:A:1540:U:H5'	1.76	0.66
4:D:31:CYS:C	4:D:33:MET:H	1.99	0.66
19:S:80:TYR:O	19:S:82:GLY:N	2.29	0.66
16:P:67:THR:HG22	16:P:69:THR:H	1.60	0.66
1:A:1026:G:C2'	1:A:1027:C:H5''	2.25	0.66
9:I:10:ARG:HD3	9:I:105:ASP:HB3	1.78	0.66
1:A:909:A:OP1	12:L:21:LYS:HE2	1.96	0.66
15:O:29:VAL:HG11	15:O:67:LEU:HD21	1.77	0.65
9:I:5:TYR:O	9:I:84:ALA:HA	1.96	0.65
8:H:122:ARG:HB3	8:H:122:ARG:NH1	2.11	0.65
1:A:1502:A:H2	1:A:1505:G:N1	1.88	0.65
9:I:8:GLY:HA2	9:I:79:LEU:CD1	2.26	0.65
1:A:627:G:O2'	1:A:628:G:H5'	1.95	0.65
1:A:1286:A:C8	1:A:1287:A:H4'	2.31	0.65
1:A:112:G:H4'	1:A:389:A:H5''	1.77	0.65
5:E:79:GLU:HG3	5:E:93:PRO:CD	2.25	0.65
1:A:1004:A:H8	1:A:1036:G:H22	1.44	0.65
14:N:57:ARG:HG2	14:N:58:LYS:H	1.61	0.65
6:F:97:PHE:HB2	18:R:32:ARG:NH2	2.11	0.65
23:Y:34:CM0:O4	23:Y:34:CM0:C8	2.45	0.65
21:U:15:ARG:HH11	21:U:15:ARG:HG2	1.62	0.65

*Continued on next page...*

*Continued from previous page...*

Atom-1	Atom-2	Interatomic distance (Å)	Clash overlap (Å)
1:A:1323:G:H2'	1:A:1324:A:C8	2.32	0.65
13:M:57:ARG:HG2	13:M:61:GLU:HG3	1.78	0.65
1:A:407:G:H2'	1:A:408:A:H8	1.62	0.65
9:I:106:ALA:O	9:I:108:VAL:HG23	1.97	0.65
13:M:99:ARG:HG2	13:M:99:ARG:HH11	1.62	0.65
13:M:3:ARG:HA	13:M:8:GLU:O	1.96	0.65
1:A:1026:G:C3'	1:A:1027:C:H5''	2.27	0.65
17:Q:27:PHE:CE1	17:Q:36:ILE:HD11	2.32	0.65
1:A:1216:G:H5''	14:N:5:ALA:CB	2.27	0.65
8:H:4:ASP:OD2	8:H:85:ARG:NH1	2.30	0.65
1:A:1182:G:O2'	1:A:1183:A:OP2	2.12	0.65
8:H:91:ARG:NH1	17:Q:33:GLY:HA3	2.12	0.65
3:C:64:VAL:H	3:C:99:VAL:CG1	2.09	0.65
9:I:48:GLU:N	9:I:49:PRO:HD2	2.12	0.65
13:M:40:ASN:HD22	13:M:41:PRO:CD	2.09	0.64
2:B:36:ARG:HB2	2:B:41:ILE:HD11	1.79	0.64
8:H:112:LEU:CD2	8:H:112:LEU:N	2.60	0.64
15:O:39:LEU:HD12	15:O:56:LEU:HD13	1.79	0.64
4:D:162:LEU:HD13	4:D:181:MET:CG	2.27	0.64
3:C:47:LEU:CD2	3:C:68:VAL:HG11	2.27	0.64
1:A:1392:G:N2	1:A:1502:A:H8	1.95	0.64
2:B:126:GLU:HA	2:B:129:GLU:HG3	1.80	0.64
15:O:17:ARG:HG3	15:O:17:ARG:NH1	2.11	0.64
2:B:21:ARG:NH1	2:B:23:ARG:HG2	2.12	0.64
1:A:807:A:H2'	1:A:808:C:C6	2.33	0.64
1:A:1101:A:H4'	1:A:1102:A:O5'	1.95	0.64
2:B:61:LEU:HD21	2:B:160:ASP:CB	2.28	0.64
2:B:161:ALA:HB1	2:B:185:ILE:HD11	1.78	0.64
15:O:54:ARG:HG2	15:O:54:ARG:NH1	2.13	0.64
1:A:370:C:O2'	1:A:371:G:H5'	1.97	0.64
1:A:1241:G:H2'	1:A:1242:C:C6	2.31	0.64
2:B:45:GLN:O	2:B:48:MET:HB2	1.98	0.64
8:H:112:LEU:HD23	8:H:112:LEU:H	1.61	0.64
5:E:53:LEU:H	5:E:53:LEU:HD23	1.62	0.64
9:I:3:GLN:HB3	9:I:20:ARG:HG2	1.80	0.64
1:A:1201:A:H4'	1:A:1202:G:O5'	1.98	0.64
1:A:266:G:H5''	1:A:268:C:H41	1.63	0.64
1:A:107:G:C2'	1:A:108:G:H5'	2.28	0.64
1:A:248:C:O2'	1:A:249:U:H5'	1.98	0.64
18:R:25:THR:HG22	18:R:42:ARG:HH12	1.61	0.64
3:C:110:ASN:O	3:C:111:LEU:HD23	1.97	0.64

*Continued on next page...*

*Continued from previous page...*

Atom-1	Atom-2	Interatomic distance (Å)	Clash overlap (Å)
1:A:1330:U:OP1	13:M:23:TYR:O	2.15	0.64
1:A:1039:C:H2'	1:A:1040:U:H6	1.63	0.64
4:D:140:VAL:HG11	4:D:146:ILE:HD11	1.80	0.64
1:A:407:G:O2'	4:D:116:GLN:HG3	1.98	0.64
21:U:9:ARG:HH12	21:U:23:PRO:CD	2.11	0.64
1:A:1499:A:H1'	1:A:1520:G:H5'	1.80	0.64
5:E:13:ILE:HA	5:E:29:GLY:O	1.97	0.64
13:M:37:THR:HG22	13:M:39:ILE:HG13	1.79	0.64
15:O:55:GLY:HA2	15:O:58:MET:CE	2.28	0.64
2:B:61:LEU:HD21	2:B:160:ASP:HB3	1.80	0.64
4:D:127:THR:HG23	4:D:147:ALA:HB3	1.80	0.64
3:C:147:LYS:HE2	3:C:205:GLY:HA2	1.80	0.64
1:A:266:G:C8	1:A:266:G:H5'	2.33	0.63
1:A:818:G:C2'	1:A:819:A:H5''	2.28	0.63
8:H:113:SER:HB2	8:H:134:ILE:HD11	1.79	0.63
1:A:1053:G:C3'	1:A:1054:C:H5'	2.28	0.63
1:A:1054:C:C2'	1:A:1055:A:H5''	2.27	0.63
23:Y:34:CM0:H2'	23:Y:35:A:C8	2.33	0.63
3:C:119:ARG:HE	3:C:140:ARG:NE	1.96	0.63
1:A:390:C:H2'	1:A:391:G:H8	1.63	0.63
9:I:16:ARG:HB2	9:I:64:THR:HB	1.80	0.63
20:T:57:ARG:HH11	20:T:57:ARG:CG	2.12	0.63
13:M:11:ARG:CG	13:M:12:ASN:N	2.60	0.63
16:P:43:LYS:HA	16:P:48:TRP:HB3	1.80	0.63
20:T:94:ALA:O	20:T:95:ALA:HB2	1.97	0.63
2:B:98:LEU:N	2:B:98:LEU:HD23	2.12	0.63
1:A:254:G:OP1	17:Q:67:LYS:O	2.16	0.63
19:S:15:LEU:HA	19:S:18:LYS:HB3	1.78	0.63
5:E:8:GLU:HB3	5:E:34:VAL:HG23	1.79	0.63
10:J:37:PRO:HA	10:J:72:VAL:HG22	1.79	0.63
7:G:73:MET:CE	7:G:90:GLU:HA	2.27	0.63
17:Q:45:HIS:HB3	17:Q:72:ARG:HG2	1.79	0.63
1:A:746:A:O2'	1:A:747:C:H5'	1.97	0.63
2:B:178:ARG:HH21	2:B:196:LEU:CA	2.11	0.63
1:A:390:C:H2'	1:A:391:G:C8	2.34	0.63
1:A:457:C:H2'	1:A:458:C:H6	1.62	0.63
11:K:41:THR:HG21	11:K:71:LYS:HB3	1.81	0.63
2:B:206:ASP:O	2:B:207:ALA:HB2	1.99	0.63
2:B:181:PHE:CD2	8:H:70:GLN:HB3	2.34	0.63
16:P:57:ARG:HH11	16:P:57:ARG:CG	2.12	0.63
1:A:437:U:H5''	4:D:155:LEU:HD22	1.80	0.63

*Continued on next page...*



*Continued from previous page...*

Atom-1	Atom-2	Interatomic distance (Å)	Clash overlap (Å)
13:M:108:ARG:HD3	13:M:114:ARG:NH1	2.14	0.63
3:C:50:ALA:HB1	3:C:70:VAL:CG1	2.20	0.63
1:A:1130:A:OP2	1:A:1130:A:H3'	1.99	0.63
2:B:122:PHE:O	2:B:127:ILE:HG12	1.98	0.63
1:A:928:G:O2'	1:A:1533:C:OP1	2.17	0.63
1:A:973:G:H3'	1:A:974:A:H5''	1.81	0.62
19:S:33:THR:CG2	19:S:35:SER:H	2.12	0.62
1:A:1024:G:H3'	1:A:1025:U:H5''	1.79	0.62
1:A:979:C:H2'	1:A:980:C:H5'	1.81	0.62
1:A:382:A:H2'	1:A:383:A:C8	2.34	0.62
2:B:95:GLN:O	2:B:96:ARG:HD2	1.99	0.62
8:H:60:ARG:NH1	8:H:60:ARG:HG3	2.11	0.62
1:A:404:U:H2'	1:A:405:U:H6	1.63	0.62
19:S:5:LEU:O	19:S:6:LYS:CB	2.46	0.62
7:G:120:ILE:H	7:G:120:ILE:HD12	1.64	0.62
1:A:677:U:H3	1:A:713:G:H22	1.47	0.62
16:P:19:ILE:HG22	16:P:36:ILE:HG13	1.81	0.62
20:T:39:LYS:HD3	20:T:55:ILE:HD13	1.79	0.62
3:C:64:VAL:N	3:C:99:VAL:CG1	2.62	0.62
20:T:57:ARG:NH1	20:T:57:ARG:HG2	2.13	0.62
8:H:118:VAL:C	8:H:119:LEU:HD23	2.19	0.62
9:I:84:ALA:O	9:I:87:GLN:HB2	1.99	0.62
4:D:58:LEU:CD2	4:D:62:GLN:HG2	2.29	0.62
1:A:1068:G:H8	1:A:1068:G:OP2	1.82	0.62
10:J:26:ALA:O	10:J:85:LEU:HG	1.99	0.62
20:T:76:ALA:HA	20:T:79:ARG:NH1	2.15	0.62
4:D:35:ARG:O	4:D:36:ARG:HB2	1.99	0.62
2:B:178:ARG:NH2	8:H:68:ARG:HH22	1.93	0.62
1:A:1026:G:H3'	1:A:1027:C:H5''	1.80	0.62
15:O:65:ARG:HG2	15:O:65:ARG:HH11	1.63	0.62
4:D:30:LYS:HB3	4:D:35:ARG:NH2	2.07	0.62
20:T:50:GLU:HA	20:T:100:ILE:CG2	2.26	0.62
20:T:41:ILE:HD13	20:T:87:LYS:HD2	1.82	0.62
1:A:1412:C:H2'	1:A:1413:A:C8	2.35	0.62
10:J:74:ILE:HD13	10:J:81:THR:HG21	1.82	0.62
10:J:7:LYS:HZ2	10:J:40:LEU:HD11	1.64	0.62
1:A:580:U:H2'	1:A:581:G:O4'	2.00	0.62
1:A:35:G:H2'	1:A:36:C:H6	1.62	0.62
13:M:88:ARG:HD2	19:S:3:ARG:HH21	1.64	0.62
9:I:11:LYS:O	9:I:11:LYS:HG2	1.99	0.62
1:A:107:G:H2'	1:A:108:G:H5'	1.82	0.62

*Continued on next page...*

*Continued from previous page...*

Atom-1	Atom-2	Interatomic distance (Å)	Clash overlap (Å)
20:T:23:ARG:HH11	20:T:23:ARG:HG2	1.65	0.62
2:B:142:LEU:CG	2:B:146:GLN:HE21	2.12	0.62
5:E:99:GLY:O	5:E:117:ASP:HA	1.99	0.62
18:R:16:PRO:HB2	18:R:18:ARG:HE	1.64	0.62
3:C:43:LEU:HD12	3:C:68:VAL:HG21	1.82	0.62
5:E:144:THR:HG22	5:E:147:ASP:H	1.64	0.62
20:T:57:ARG:HH11	20:T:57:ARG:HG2	1.64	0.61
19:S:44:MET:HA	19:S:47:HIS:HD2	1.64	0.61
6:F:3:ARG:HH11	6:F:3:ARG:CG	2.13	0.61
1:A:1372:U:O2'	1:A:1373:G:H5'	2.00	0.61
10:J:30:SER:HB3	10:J:84:GLN:NE2	2.11	0.61
10:J:7:LYS:HD3	10:J:9:ARG:NH2	2.15	0.61
3:C:172:ARG:HH12	3:C:174:PRO:HG3	1.64	0.61
21:U:12:LYS:HB3	21:U:22:ARG:HD2	1.82	0.61
1:A:1121:U:H2'	1:A:1122:U:C6	2.34	0.61
4:D:141:ARG:HH11	4:D:141:ARG:HB2	1.65	0.61
2:B:114:ARG:NH1	2:B:118:LEU:HD12	2.14	0.61
20:T:53:LEU:HB2	20:T:100:ILE:CG2	2.30	0.61
18:R:86:VAL:HG12	18:R:87:ARG:H	1.65	0.61
7:G:15:ASP:HB3	7:G:20:ASP:H	1.66	0.61
1:A:15:G:O2'	5:E:24:ARG:HD3	1.99	0.61
1:A:1427:U:H2'	1:A:1428:A:C8	2.36	0.61
1:A:701:C:H5''	1:A:703:G:O4'	2.01	0.61
3:C:64:VAL:CG2	3:C:99:VAL:HG11	2.27	0.61
2:B:55:PHE:CD2	2:B:58:ILE:HD12	2.34	0.61
10:J:48:THR:OG1	10:J:62:HIS:CD2	2.53	0.61
5:E:89:ILE:HD13	5:E:90:VAL:N	2.15	0.61
1:A:1343:G:H2'	1:A:1344:C:C6	2.34	0.61
11:K:108:ILE:N	11:K:108:ILE:HD12	2.15	0.61
1:A:407:G:H2'	1:A:408:A:C8	2.34	0.61
1:A:127:G:HO2'	17:Q:2:PRO:N	1.99	0.61
10:J:31:GLY:HA3	10:J:81:THR:OG1	1.99	0.61
10:J:90:LEU:H	10:J:91:PRO:CD	2.13	0.61
1:A:984:C:H2'	1:A:985:C:H6	1.65	0.61
1:A:1441:G:H4'	1:A:1442:G:C5	2.35	0.61
3:C:23:TYR:CD2	3:C:24:ALA:N	2.68	0.61
2:B:139:LYS:HD3	2:B:139:LYS:O	2.00	0.61
12:L:74:GLY:O	12:L:75:HIS:CB	2.49	0.61
1:A:57:G:H2'	1:A:58:C:C6	2.35	0.61
4:D:36:ARG:HG2	4:D:38:TYR:OH	2.01	0.61
9:I:118:LYS:O	9:I:119:ALA:CB	2.48	0.61

*Continued on next page...*

*Continued from previous page...*

Atom-1	Atom-2	Interatomic distance (Å)	Clash overlap (Å)
1:A:1026:G:H3'	1:A:1027:C:C5'	2.31	0.61
4:D:24:GLU:OE1	4:D:25:ARG:N	2.26	0.61
1:A:1121:U:H2'	1:A:1122:U:H6	1.65	0.61
1:A:1342:C:O2'	1:A:1343:G:H5'	2.00	0.61
11:K:108:ILE:O	11:K:109:VAL:HG23	2.00	0.61
16:P:34:GLU:OE2	16:P:55:ARG:HD3	2.01	0.61
10:J:4:ILE:O	10:J:73:ASP:HA	2.01	0.61
12:L:27:LEU:HG	12:L:28:LYS:N	2.15	0.61
1:A:1027:C:N4	1:A:1034:G:H1	1.98	0.61
16:P:67:THR:HG22	16:P:69:THR:N	2.15	0.61
18:R:36:ASN:C	18:R:36:ASN:HD22	2.03	0.61
13:M:81:LEU:HD11	13:M:88:ARG:NH1	2.16	0.61
20:T:10:LEU:HD12	20:T:12:ALA:H	1.65	0.61
3:C:77:ILE:C	3:C:83:ARG:HB3	2.22	0.61
1:A:1391:U:H2'	1:A:1392:G:C8	2.36	0.61
19:S:33:THR:HG22	19:S:35:SER:N	2.16	0.61
16:P:74:LEU:O	16:P:79:VAL:HG23	2.01	0.61
9:I:125:TYR:N	9:I:125:TYR:CD2	2.69	0.61
10:J:3:LYS:N	10:J:76:ASN:H	1.99	0.60
20:T:56:MET:CE	20:T:88:VAL:HG11	2.30	0.60
2:B:60:ASP:CB	2:B:64:ARG:HH12	2.12	0.60
5:E:81:GLU:HG3	5:E:90:VAL:HG22	1.82	0.60
8:H:119:LEU:HD12	8:H:124:ALA:CA	2.31	0.60
1:A:1318:A:H5''	19:S:10:PHE:CD1	2.36	0.60
5:E:41:VAL:HG13	5:E:113:ALA:HA	1.82	0.60
13:M:15:VAL:HG21	13:M:48:LEU:HD21	1.83	0.60
4:D:98:GLU:HG2	4:D:189:PRO:HG3	1.82	0.60
6:F:23:LYS:NZ	6:F:42:GLU:OE2	2.30	0.60
14:N:26:ARG:HG3	14:N:26:ARG:O	2.00	0.60
4:D:175:SER:OG	4:D:184:LYS:HB3	2.01	0.60
1:A:371:G:C2'	1:A:372:C:H5'	2.31	0.60
21:U:15:ARG:NH1	21:U:15:ARG:HG2	2.14	0.60
2:B:132:LYS:C	2:B:134:GLU:H	2.03	0.60
18:R:26:LEU:HD23	18:R:29:PHE:CE2	2.36	0.60
12:L:90:VAL:HG11	12:L:93:LEU:HG	1.82	0.60
10:J:34:VAL:HG12	10:J:36:GLY:H	1.66	0.60
5:E:76:ILE:HG22	5:E:78:HIS:O	2.00	0.60
10:J:57:LYS:HE2	10:J:60:ARG:NH2	2.16	0.60
1:A:1054:C:C3'	1:A:1054:C:O2	2.49	0.60
1:A:1320:C:O2	19:S:36:ARG:NH1	2.35	0.60
13:M:40:ASN:HB3	13:M:43:THR:HG23	1.84	0.60

*Continued on next page...*

*Continued from previous page...*

Atom-1	Atom-2	Interatomic distance (Å)	Clash overlap (Å)
1:A:575:G:OP1	1:A:575:G:H4'	2.01	0.60
2:B:8:LYS:O	2:B:9:GLU:HB2	2.02	0.60
9:I:37:PHE:HB3	9:I:43:ALA:HB2	1.84	0.60
14:N:45:ARG:HH11	14:N:45:ARG:HG3	1.66	0.60
12:L:27:LEU:C	12:L:29:GLY:N	2.54	0.60
21:U:14:TRP:CZ3	21:U:15:ARG:NH1	2.70	0.60
1:A:1022:G:H2'	1:A:1023:G:C8	2.35	0.60
5:E:116:THR:HG23	5:E:117:ASP:OD2	2.01	0.60
12:L:75:HIS:H	12:L:102:ARG:HH22	1.49	0.60
4:D:3:ARG:NH1	4:D:115:ARG:HB3	2.17	0.60
1:A:1238:A:H5'	1:A:1336:C:H41	1.66	0.60
1:A:353:A:H5'	1:A:353:A:H8	1.67	0.60
2:B:213:LEU:HD22	2:B:214:ILE:HD13	1.83	0.60
5:E:90:VAL:O	5:E:120:THR:HA	2.01	0.60
14:N:29:ARG:HH11	14:N:29:ARG:HG2	1.66	0.60
6:F:46:ARG:HG2	6:F:47:ARG:H	1.65	0.60
1:A:1347:G:N2	1:A:1373:G:H2'	2.17	0.60
17:Q:59:ILE:HG23	17:Q:71:PHE:HB3	1.83	0.60
6:F:44:GLY:O	6:F:60:PHE:N	2.31	0.60
2:B:31:TYR:HE1	2:B:200:ILE:HD13	1.67	0.60
9:I:113:LYS:H	9:I:119:ALA:HA	1.66	0.60
1:A:444:C:H2'	1:A:444:C:O2	2.01	0.60
20:T:23:ARG:NH1	20:T:23:ARG:HG2	2.17	0.60
10:J:90:LEU:N	10:J:91:PRO:CD	2.65	0.60
9:I:99:LEU:HB3	9:I:101:PHE:CE1	2.37	0.60
8:H:63:LEU:HD22	8:H:63:LEU:N	2.17	0.60
11:K:82:VAL:C	11:K:83:ILE:HD12	2.22	0.60
1:A:1053:G:H3'	1:A:1054:C:H5'	1.83	0.59
17:Q:40:LYS:HD2	17:Q:42:TYR:CE1	2.36	0.59
20:T:43:LEU:HD11	20:T:55:ILE:HD12	1.84	0.59
4:D:199:ASN:HD21	4:D:201:GLN:HB2	1.67	0.59
1:A:201:C:O2'	1:A:202:U:H3'	2.01	0.59
1:A:1392:G:O2'	1:A:1502:A:H5''	2.01	0.59
8:H:29:SER:OG	8:H:32:LYS:HE3	2.02	0.59
14:N:9:LYS:HE3	14:N:21:TYR:O	2.02	0.59
1:A:287:U:O2'	1:A:288:A:H5'	2.01	0.59
8:H:54:ASP:O	8:H:56:LYS:HD3	2.02	0.59
1:A:247:G:OP2	17:Q:99:SER:HB2	2.02	0.59
1:A:130:A:C8	17:Q:63:ARG:HG3	2.38	0.59
2:B:23:ARG:O	2:B:23:ARG:HD2	2.02	0.59
14:N:9:LYS:HD3	14:N:9:LYS:C	2.22	0.59

*Continued on next page...*

*Continued from previous page...*

Atom-1	Atom-2	Interatomic distance (Å)	Clash overlap (Å)
17:Q:59:ILE:CG2	17:Q:71:PHE:HB3	2.32	0.59
10:J:6:ILE:HG22	10:J:97:GLU:O	2.02	0.59
20:T:13:LEU:HD12	20:T:13:LEU:H	1.66	0.59
1:A:384:G:H2'	1:A:385:C:H6	1.66	0.59
1:A:1216:G:H5''	14:N:5:ALA:HB2	1.85	0.59
1:A:992:U:H4'	1:A:993:G:O5'	2.02	0.59
1:A:179:A:H2'	1:A:180:U:C6	2.37	0.59
1:A:1032:G:H2'	1:A:1033:G:H8	1.68	0.59
1:A:1287:A:H2'	1:A:1288:A:C8	2.38	0.59
9:I:26:VAL:HG13	9:I:61:ALA:HB3	1.84	0.59
3:C:89:GLU:O	3:C:93:LYS:HG2	2.03	0.59
1:A:363:A:H62	12:L:28:LYS:HE3	1.68	0.59
15:O:60:VAL:O	15:O:64:ARG:HG3	2.02	0.59
1:A:404:U:H2'	1:A:405:U:C6	2.37	0.59
1:A:105:G:H2'	1:A:106:C:C6	2.38	0.59
10:J:99:LYS:HD3	10:J:100:THR:N	2.15	0.59
4:D:3:ARG:HD3	4:D:5:ILE:HD11	1.85	0.59
10:J:6:ILE:HD12	10:J:6:ILE:O	2.03	0.59
2:B:204:ASN:C	2:B:204:ASN:ND2	2.54	0.59
3:C:111:LEU:HD21	3:C:144:SER:HB2	1.85	0.59
1:A:1510:U:H2'	1:A:1511:G:C8	2.38	0.59
13:M:73:GLU:O	13:M:76:ALA:HB3	2.03	0.59
1:A:1161:C:H2'	1:A:1162:C:H6	1.68	0.59
2:B:14:GLY:O	2:B:15:VAL:HG13	2.03	0.58
13:M:124:PRO:CB	13:M:126:LYS:HE2	2.32	0.58
19:S:12:ASP:O	19:S:15:LEU:HD12	2.03	0.58
4:D:189:PRO:HB2	4:D:194:LEU:CD2	2.33	0.58
1:A:1527:C:O2'	1:A:1528:U:H5'	2.03	0.58
3:C:188:LEU:CD1	3:C:195:VAL:HG13	2.33	0.58
1:A:969:A:H61	13:M:126:LYS:CB	2.11	0.58
5:E:150:ARG:NH1	5:E:150:ARG:HG3	2.18	0.58
7:G:15:ASP:OD2	7:G:16:LEU:N	2.36	0.58
1:A:818:G:C3'	1:A:819:A:H5''	2.32	0.58
1:A:1539:C:C2'	1:A:1540:U:H5'	2.34	0.58
1:A:56:U:H2'	1:A:57:G:C8	2.38	0.58
17:Q:5:VAL:HA	17:Q:59:ILE:O	2.03	0.58
1:A:662:G:H2'	1:A:663:A:C8	2.38	0.58
1:A:442:C:H42	1:A:492:G:H1	1.49	0.58
9:I:97:LYS:HB3	9:I:98:PRO:HD3	1.85	0.58
15:O:55:GLY:HA2	15:O:58:MET:HE2	1.83	0.58
1:A:1162:C:H2'	1:A:1163:C:C6	2.39	0.58

*Continued on next page...*

*Continued from previous page...*

Atom-1	Atom-2	Interatomic distance (Å)	Clash overlap (Å)
5:E:129:ILE:HD12	5:E:129:ILE:H	1.67	0.58
1:A:539:A:OP1	12:L:114:LYS:HE2	2.03	0.58
1:A:974:A:OP2	14:N:41:ARG:NH1	2.36	0.58
17:Q:67:LYS:O	17:Q:68:ARG:CB	2.49	0.58
8:H:70:GLN:HA	8:H:70:GLN:NE2	2.19	0.58
5:E:83:GLU:HG2	5:E:88:LYS:HG3	1.85	0.58
1:A:1347:G:O2'	1:A:1348:U:P	2.60	0.58
2:B:139:LYS:HD3	2:B:139:LYS:C	2.23	0.58
7:G:18:TYR:CD2	7:G:59:LEU:HB2	2.39	0.58
1:A:975:A:H4'	1:A:976:G:C5'	2.29	0.58
13:M:50:GLU:O	13:M:54:VAL:HG23	2.03	0.58
14:N:22:THR:HG23	14:N:33:VAL:CG2	2.33	0.58
2:B:87:ARG:HD3	2:B:233:SER:OG	2.02	0.58
8:H:82:HIS:CD2	8:H:138:TRP:NE1	2.66	0.58
1:A:1401:G:C2	1:A:1402:C:H1'	2.39	0.58
1:A:180:U:H2'	1:A:181:G:H5'	1.86	0.58
13:M:40:ASN:HD22	13:M:41:PRO:HD2	1.69	0.58
2:B:14:GLY:C	2:B:15:VAL:HG22	2.23	0.58
11:K:57:THR:HG22	11:K:59:TYR:H	1.69	0.58
2:B:223:ILE:HD13	2:B:229:VAL:HA	1.86	0.58
3:C:47:LEU:HD23	3:C:68:VAL:HG11	1.86	0.58
13:M:33:ALA:O	13:M:37:THR:HB	2.04	0.58
1:A:1128:C:O2'	1:A:1130:A:C8	2.57	0.58
14:N:26:ARG:HH21	14:N:47:LEU:CD2	2.16	0.58
1:A:1392:G:H21	1:A:1502:A:H8	1.50	0.58
10:J:55:LYS:HG3	10:J:56:HIS:N	2.19	0.58
1:A:1137:C:H4'	1:A:1138:G:C2	2.38	0.58
12:L:115:LYS:C	12:L:117:ARG:H	2.08	0.58
1:A:393:A:O2'	1:A:394:G:H5'	2.04	0.58
7:G:135:VAL:O	7:G:139:GLU:HG3	2.03	0.58
10:J:32:ALA:HB2	10:J:78:ASN:HD21	1.68	0.57
1:A:759:A:H61	17:Q:94:ASN:ND2	2.00	0.57
1:A:977:A:H2'	1:A:978:A:H5'	1.85	0.57
1:A:254:G:O2'	1:A:255:G:H5'	2.05	0.57
15:O:33:THR:HG23	15:O:63:ARG:NH1	2.17	0.57
18:R:34:TYR:CD1	18:R:35:ARG:HG3	2.39	0.57
16:P:57:ARG:HH12	16:P:79:VAL:HA	1.69	0.57
4:D:24:GLU:O	4:D:25:ARG:HB3	2.04	0.57
13:M:37:THR:HG23	13:M:55:ARG:HD2	1.84	0.57
1:A:953:G:H5'	1:A:965:A:H61	1.68	0.57
2:B:118:LEU:HD23	2:B:118:LEU:C	2.25	0.57

*Continued on next page...*

*Continued from previous page...*

Atom-1	Atom-2	Interatomic distance (Å)	Clash overlap (Å)
10:J:46:ARG:HG2	10:J:46:ARG:NH1	2.14	0.57
2:B:21:ARG:HH11	2:B:21:ARG:HG3	1.69	0.57
16:P:10:GLY:HA3	16:P:14:ASN:O	2.04	0.57
11:K:21:ILE:HD13	11:K:94:ALA:HB3	1.86	0.57
2:B:12:GLU:OE2	2:B:12:GLU:HA	2.04	0.57
1:A:954:G:H4'	13:M:120:LYS:CB	2.33	0.57
8:H:82:HIS:CE1	8:H:84:ARG:HB2	2.39	0.57
2:B:230:VAL:HG12	2:B:231:GLU:N	2.19	0.57
1:A:1160:G:O2'	1:A:1161:C:H5'	2.04	0.57
1:A:998:G:O2'	1:A:999:C:H5'	2.05	0.57
4:D:32:ALA:C	4:D:34:GLU:H	2.06	0.57
21:U:6:ARG:HH21	21:U:15:ARG:HE	1.52	0.57
13:M:14:ARG:HH11	13:M:14:ARG:HB3	1.68	0.57
1:A:309:G:O2'	1:A:310:G:H5'	2.04	0.57
11:K:120:ARG:HG2	11:K:120:ARG:HH11	1.69	0.57
5:E:80:ILE:HD12	5:E:91:LEU:HB2	1.82	0.57
2:B:76:GLN:HB3	2:B:208:ILE:HD13	1.86	0.57
2:B:60:ASP:CG	2:B:64:ARG:HH22	2.08	0.57
10:J:16:LEU:HD13	10:J:70:ARG:HG2	1.85	0.57
3:C:119:ARG:NH1	3:C:119:ARG:HG3	2.14	0.57
2:B:69:LEU:HD23	2:B:69:LEU:C	2.25	0.57
1:A:1262:C:H2'	1:A:1263:C:H6	1.67	0.57
10:J:32:ALA:H	10:J:78:ASN:HD21	1.52	0.57
2:B:86:GLU:C	2:B:88:ALA:H	2.08	0.57
13:M:23:TYR:O	13:M:25:ILE:N	2.37	0.57
2:B:47:THR:HA	2:B:202:PRO:HG2	1.86	0.57
1:A:166:G:O2'	1:A:167:G:H5'	2.04	0.57
5:E:60:TYR:CE1	5:E:64:ARG:CZ	2.88	0.57
8:H:20:TYR:CE1	8:H:76:PRO:HG2	2.40	0.57
10:J:4:ILE:HD11	10:J:74:ILE:CD1	2.29	0.57
1:A:1152:A:H2'	1:A:1153:C:C6	2.39	0.57
1:A:1300:G:O2'	1:A:1301:U:H6	1.88	0.57
1:A:1161:C:H2'	1:A:1162:C:C6	2.40	0.57
3:C:112:SER:O	3:C:116:VAL:HG23	2.03	0.57
1:A:176:C:H2'	1:A:177:C:H6	1.69	0.57
4:D:94:LEU:HA	4:D:97:LEU:HD12	1.87	0.57
10:J:85:LEU:O	10:J:87:THR:N	2.37	0.57
8:H:85:ARG:NE	8:H:87:SER:O	2.37	0.57
12:L:41:ARG:HG2	12:L:42:THR:N	2.20	0.57
1:A:1040:U:H2'	1:A:1041:A:C8	2.40	0.57
1:A:539:A:H2'	1:A:540:G:C8	2.40	0.57

*Continued on next page...*

*Continued from previous page...*

Atom-1	Atom-2	Interatomic distance (Å)	Clash overlap (Å)
10:J:44:VAL:HG22	10:J:66:ARG:HE	1.70	0.57
6:F:101:ALA:HB1	18:R:28:GLU:OE1	2.04	0.57
15:O:24:SER:OG	15:O:27:VAL:HG23	2.05	0.57
1:A:1218:C:H2'	1:A:1219:U:C6	2.40	0.57
3:C:11:ARG:NH1	3:C:177:THR:O	2.38	0.57
2:B:212:GLN:NE2	2:B:216:SER:HB3	2.20	0.57
1:A:1038:C:H2'	1:A:1039:C:H6	1.70	0.57
2:B:165:VAL:HG23	2:B:166:ASP:N	2.19	0.57
8:H:20:TYR:HE2	8:H:75:ARG:HD2	1.69	0.57
4:D:63:LYS:HD2	4:D:198:VAL:HG22	1.86	0.57
1:A:1066:C:C2'	1:A:1067:A:H5'	2.34	0.57
2:B:223:ILE:HD12	2:B:224:GLN:H	1.70	0.56
1:A:629:G:H2'	1:A:630:G:O4'	2.05	0.56
9:I:48:GLU:HA	9:I:51:ARG:HH11	1.70	0.56
15:O:27:VAL:HG12	15:O:31:LEU:HD22	1.87	0.56
1:A:1014:A:C2	1:A:1219:U:H1'	2.39	0.56
4:D:70:ILE:HG22	4:D:71:SER:O	2.04	0.56
1:A:21:G:H2'	1:A:22:G:C8	2.40	0.56
10:J:7:LYS:HZ2	10:J:71:LEU:HD23	1.68	0.56
3:C:172:ARG:HB3	3:C:172:ARG:HH11	1.70	0.56
13:M:81:LEU:CD1	13:M:88:ARG:HD3	2.36	0.56
1:A:1480:G:H2'	1:A:1481:U:C6	2.40	0.56
2:B:74:LYS:HG2	2:B:74:LYS:O	2.04	0.56
2:B:60:ASP:C	2:B:64:ARG:NH1	2.58	0.56
9:I:53:VAL:CG2	9:I:85:LEU:HD21	2.30	0.56
6:F:3:ARG:NH1	6:F:38:GLU:OE1	2.38	0.56
1:A:1305:G:H5'	21:U:4:GLY:HA3	1.88	0.56
2:B:72:GLY:HA2	2:B:165:VAL:CG2	2.36	0.56
7:G:120:ILE:HG22	7:G:124:LEU:CD1	2.36	0.56
1:A:977:A:C2'	1:A:978:A:H5'	2.35	0.56
7:G:79:ARG:HB3	7:G:84:ASN:OD1	2.06	0.56
13:M:78:ILE:O	13:M:82:MET:HG3	2.05	0.56
1:A:189(G):G:H4'	1:A:189(H):G:OP2	2.03	0.56
10:J:4:ILE:HG12	10:J:74:ILE:HB	1.86	0.56
10:J:6:ILE:CD1	10:J:72:VAL:HB	2.36	0.56
2:B:96:ARG:N	2:B:96:ARG:HD2	2.19	0.56
1:A:1504:G:O2'	1:A:1505:G:OP2	2.20	0.56
1:A:838:G:H2'	1:A:839:U:H5''	1.87	0.56
8:H:20:TYR:CE2	8:H:75:ARG:HD2	2.40	0.56
1:A:431:A:O2'	1:A:432:A:H5'	2.06	0.56
10:J:76:ASN:C	10:J:78:ASN:H	2.09	0.56

*Continued on next page...*



*Continued from previous page...*

Atom-1	Atom-2	Interatomic distance (Å)	Clash overlap (Å)
10:J:32:ALA:CB	10:J:75:ILE:O	2.53	0.56
5:E:93:PRO:HG2	8:H:105:ARG:NH2	2.21	0.56
1:A:797:C:OP1	11:K:124:LYS:HE2	2.06	0.56
1:A:431:A:C2'	1:A:432:A:H5'	2.36	0.56
1:A:523:A:H61	12:L:92:ASP:HB2	1.69	0.56
8:H:25:ASP:OD1	8:H:60:ARG:HG2	2.06	0.56
4:D:80:GLU:O	4:D:84:LYS:HG3	2.06	0.56
13:M:120:LYS:HZ2	13:M:122:LYS:HB3	1.70	0.56
1:A:714:G:H2'	1:A:715:A:C8	2.41	0.56
1:A:737:A:H2'	1:A:738:C:C6	2.40	0.56
5:E:11:ILE:HG23	5:E:105:VAL:HG22	1.88	0.56
1:A:1355:G:O2'	1:A:1356:G:H5'	2.06	0.56
3:C:108:ASN:ND2	3:C:144:SER:HB3	2.20	0.55
17:Q:26:GLN:O	17:Q:27:PHE:HB3	2.05	0.55
1:A:983:A:H5'	1:A:984:C:OP2	2.06	0.55
1:A:1148:U:H2'	1:A:1149:C:O4'	2.06	0.55
1:A:1136:U:H5''	1:A:1137:C:OP2	2.07	0.55
4:D:30:LYS:C	4:D:32:ALA:H	2.10	0.55
19:S:62:ILE:HA	19:S:66:MET:SD	2.46	0.55
18:R:86:VAL:HG12	18:R:87:ARG:N	2.20	0.55
14:N:9:LYS:C	14:N:11:LYS:H	2.10	0.55
1:A:865:A:H5'	1:A:1078:U:O4	2.05	0.55
8:H:28:ALA:HB2	8:H:59:LEU:HG	1.88	0.55
10:J:8:LEU:HB3	10:J:16:LEU:HD22	1.87	0.55
19:S:18:LYS:O	19:S:22:LEU:HG	2.06	0.55
17:Q:59:ILE:HG22	17:Q:71:PHE:CD1	2.41	0.55
1:A:1075:C:H5'	2:B:103:THR:HG21	1.87	0.55
11:K:33:THR:HB	11:K:38:ASN:O	2.05	0.55
11:K:84:VAL:HG11	11:K:91:ARG:HD3	1.88	0.55
1:A:109:A:H2'	1:A:326:G:N2	2.21	0.55
1:A:1032:G:H2'	1:A:1033:G:C8	2.40	0.55
6:F:21:LEU:O	6:F:25:ILE:HG13	2.07	0.55
18:R:32:ARG:HA	18:R:69:THR:HG21	1.87	0.55
2:B:50:GLU:HB3	2:B:200:ILE:O	2.06	0.55
16:P:21:VAL:HG21	16:P:59:TRP:CD1	2.41	0.55
9:I:7:THR:O	9:I:8:GLY:O	2.25	0.55
7:G:149:ARG:HD2	11:K:59:TYR:CE1	2.41	0.55
1:A:1423:G:O2'	1:A:1424:C:H5'	2.07	0.55
4:D:62:GLN:HE22	4:D:65:ARG:HH12	1.55	0.55
3:C:193:TYR:HE1	3:C:196:LEU:HD21	1.70	0.55
12:L:34:ARG:O	12:L:61:THR:HG23	2.06	0.55

*Continued on next page...*

*Continued from previous page...*

Atom-1	Atom-2	Interatomic distance (Å)	Clash overlap (Å)
1:A:1333:A:H2'	1:A:1334:G:O4'	2.07	0.55
5:E:126:ARG:HH11	5:E:126:ARG:HG3	1.71	0.55
1:A:194:C:H2'	1:A:195:A:H5''	1.89	0.55
1:A:1325:C:P	21:U:6:ARG:NH2	2.80	0.55
14:N:8:GLU:OE1	14:N:8:GLU:C	2.45	0.55
1:A:757:U:H2'	1:A:758:G:O4'	2.06	0.55
15:O:82:ILE:O	15:O:86:GLY:N	2.40	0.55
5:E:81:GLU:CD	5:E:88:LYS:HE2	2.27	0.55
1:A:353:A:H5'	1:A:353:A:C8	2.42	0.55
1:A:551:U:H2'	1:A:552:U:C6	2.41	0.55
1:A:781:A:H2'	1:A:782:A:H5'	1.89	0.55
10:J:29:ARG:HG3	10:J:84:GLN:HE22	1.71	0.55
4:D:30:LYS:CB	4:D:35:ARG:HH21	2.10	0.55
12:L:75:HIS:HD2	12:L:77:LEU:H	1.55	0.55
15:O:81:LEU:HD23	15:O:81:LEU:O	2.07	0.55
1:A:410:G:H2'	1:A:429:U:C5	2.42	0.55
1:A:153:C:O2'	1:A:154:C:H5'	2.06	0.55
2:B:162:ILE:HG23	2:B:164:VAL:HG23	1.89	0.55
1:A:639:G:O2'	1:A:640:A:H5'	2.07	0.55
3:C:22:TRP:CE3	3:C:22:TRP:O	2.60	0.55
2:B:118:LEU:HD22	2:B:142:LEU:CD1	2.27	0.54
1:A:1040:U:H2'	1:A:1041:A:H8	1.72	0.54
1:A:390:C:O3'	16:P:28:ARG:NH2	2.40	0.54
20:T:67:ALA:O	20:T:73:HIS:ND1	2.40	0.54
10:J:60:ARG:O	10:J:61:GLU:O	2.25	0.54
1:A:269:C:H2'	1:A:270:A:C8	2.43	0.54
1:A:1054:C:O2'	1:A:1055:A:H5''	2.07	0.54
1:A:338:A:H2	1:A:351:G:H22	1.54	0.54
14:N:23:ARG:HH12	14:N:30:ALA:HB2	1.72	0.54
5:E:10:MET:SD	5:E:13:ILE:HG23	2.47	0.54
2:B:49:GLU:O	2:B:52:GLU:HB3	2.06	0.54
1:A:45:U:H2'	1:A:46:G:C8	2.42	0.54
1:A:743:U:H2'	1:A:744:C:C6	2.42	0.54
9:I:9:ARG:HG3	9:I:14:VAL:HG12	1.89	0.54
12:L:56:ALA:HB2	12:L:70:ILE:HD11	1.89	0.54
2:B:137:ARG:CB	2:B:137:ARG:HH11	2.20	0.54
2:B:137:ARG:HH11	2:B:137:ARG:HB3	1.72	0.54
20:T:43:LEU:HB2	20:T:52:ALA:HB2	1.89	0.54
14:N:43:CYS:HG	26:Z:1121:ZN:ZN	1.20	0.54
1:A:882:C:O2'	1:A:883:C:H5'	2.07	0.54
6:F:8:ILE:HD11	6:F:79:LEU:HD13	1.90	0.54

*Continued on next page...*

*Continued from previous page...*

Atom-1	Atom-2	Interatomic distance (Å)	Clash overlap (Å)
19:S:51:VAL:O	19:S:58:VAL:HG22	2.08	0.54
1:A:1226:C:N4	13:M:104:ARG:HG3	2.22	0.54
1:A:807:A:H2'	1:A:808:C:H6	1.73	0.54
5:E:144:THR:HG22	5:E:147:ASP:OD2	2.08	0.54
8:H:86:ILE:HD12	8:H:133:LEU:HD22	1.89	0.54
3:C:164:ARG:HH11	3:C:164:ARG:HB2	1.73	0.54
1:A:1001(A):G:H2'	1:A:1002:G:C8	2.42	0.54
1:A:328:C:O2	1:A:328:C:C2'	2.49	0.54
12:L:26:ALA:O	12:L:27:LEU:O	2.26	0.54
17:Q:66:SER:O	17:Q:70:ARG:NH1	2.41	0.54
19:S:4:SER:O	19:S:5:LEU:HG	2.08	0.54
3:C:102:ASN:N	3:C:102:ASN:ND2	2.55	0.54
1:A:1499:A:O2'	1:A:1500:A:H5'	2.08	0.54
1:A:923:A:OP1	5:E:21:ALA:HB2	2.08	0.54
1:A:142:G:N3	1:A:196:A:H2	2.06	0.54
17:Q:17:LYS:HA	17:Q:46:ASP:O	2.08	0.54
13:M:36:LYS:HD2	13:M:59:TYR:OH	2.08	0.54
1:A:1325:C:OP2	21:U:6:ARG:NH2	2.36	0.54
4:D:184:LYS:HG2	4:D:186:LEU:HD23	1.88	0.54
1:A:1062:U:H2'	1:A:1063:C:C6	2.43	0.54
10:J:84:GLN:O	10:J:88:LEU:HD12	2.08	0.54
2:B:82:ARG:O	2:B:86:GLU:HG3	2.07	0.54
1:A:738:C:OP1	6:F:92:LYS:HD3	2.08	0.54
20:T:89:ARG:O	20:T:93:GLU:HG3	2.07	0.54
4:D:92:VAL:O	4:D:96:LEU:HD13	2.07	0.54
3:C:153:VAL:HG22	3:C:198:VAL:HG22	1.90	0.54
10:J:3:LYS:HD3	10:J:3:LYS:N	2.23	0.54
2:B:15:VAL:CG1	2:B:209:ARG:HB2	2.37	0.54
1:A:1021:G:H2'	1:A:1022:G:C8	2.43	0.54
3:C:188:LEU:HD11	3:C:195:VAL:HG13	1.89	0.54
4:D:100:ARG:HB3	4:D:102:ASP:OD1	2.08	0.54
9:I:89:ASN:O	9:I:92:TYR:HB2	2.08	0.54
16:P:20:VAL:HG11	16:P:32:TYR:HB3	1.90	0.54
10:J:75:ILE:O	10:J:76:ASN:CB	2.56	0.54
3:C:91:LEU:HD23	3:C:92:ALA:N	2.22	0.54
2:B:178:ARG:NH2	2:B:196:LEU:HA	2.22	0.54
1:A:718:G:C5'	11:K:117:ASN:ND2	2.67	0.54
1:A:1181:G:H2'	1:A:1182:G:C5	2.42	0.54
4:D:120:LEU:HB3	4:D:126:ILE:HD11	1.90	0.54
2:B:43:ASP:OD1	2:B:46:LYS:HG3	2.07	0.54
1:A:731:G:OP1	1:A:766:A:H1'	2.08	0.54

*Continued on next page...*

*Continued from previous page...*

Atom-1	Atom-2	Interatomic distance (Å)	Clash overlap (Å)
2:B:213:LEU:HD23	2:B:213:LEU:C	2.28	0.53
1:A:1191:A:P	3:C:3:ASN:ND2	2.76	0.53
13:M:3:ARG:NH1	13:M:7:VAL:HG12	2.23	0.53
1:A:1303:C:H2'	1:A:1304:G:H5'	1.89	0.53
3:C:89:GLU:OE2	3:C:93:LYS:HE2	2.08	0.53
5:E:107:ARG:HG2	5:E:108:ALA:N	2.22	0.53
1:A:477:A:O2'	1:A:479:C:H5'	2.08	0.53
2:B:19:HIS:NE2	2:B:206:ASP:HB3	2.22	0.53
6:F:82:ARG:HB2	6:F:85:VAL:CG2	2.37	0.53
7:G:120:ILE:N	7:G:120:ILE:HD12	2.23	0.53
1:A:1481:U:O2'	1:A:1482:G:H5'	2.07	0.53
4:D:35:ARG:O	4:D:36:ARG:CB	2.56	0.53
17:Q:69:LYS:C	17:Q:70:ARG:HD2	2.29	0.53
18:R:34:TYR:CE1	18:R:35:ARG:HG3	2.44	0.53
13:M:45:VAL:HA	13:M:48:LEU:HG	1.91	0.53
1:A:948:C:O2'	1:A:949:A:H5'	2.08	0.53
3:C:156:ARG:HD2	3:C:160:ALA:O	2.08	0.53
10:J:25:GLU:C	10:J:27:ALA:H	2.12	0.53
2:B:15:VAL:HB	2:B:210:SER:HB2	1.90	0.53
1:A:501:C:H2'	1:A:502:G:C8	2.43	0.53
2:B:28:PHE:CD2	2:B:190:THR:HG22	2.44	0.53
1:A:242:C:H2'	1:A:243:A:H5'	1.89	0.53
2:B:7:VAL:C	2:B:8:LYS:HG3	2.27	0.53
21:U:9:ARG:HH12	21:U:23:PRO:HD3	1.72	0.53
18:R:39:VAL:O	18:R:42:ARG:HB2	2.08	0.53
1:A:839:U:O2	1:A:839:U:H2'	2.07	0.53
1:A:17:U:H2'	1:A:18:C:C6	2.43	0.53
1:A:676:A:H1'	11:K:115:PRO:HB3	1.89	0.53
9:I:7:THR:HG22	9:I:7:THR:O	2.08	0.53
18:R:16:PRO:HB2	18:R:18:ARG:NE	2.24	0.53
17:Q:101:ARG:CA	17:Q:101:ARG:HE	2.21	0.53
1:A:1106:G:OP1	3:C:172:ARG:HD3	2.09	0.53
15:O:4:THR:HB	15:O:6:GLU:OE2	2.08	0.53
16:P:8:ARG:HB2	16:P:28:ARG:NH1	2.24	0.53
1:A:1262:C:H2'	1:A:1263:C:C6	2.42	0.53
1:A:1016:A:H2'	1:A:1017:G:O4'	2.09	0.53
4:D:32:ALA:C	4:D:34:GLU:N	2.61	0.53
1:A:1152:A:OP1	10:J:68:HIS:ND1	2.41	0.53
14:N:42:ILE:O	14:N:45:ARG:HB3	2.09	0.53
1:A:267:C:P	17:Q:67:LYS:HB2	2.49	0.53
12:L:38:THR:HG22	12:L:39:VAL:CG2	2.38	0.53

*Continued on next page...*

*Continued from previous page...*

Atom-1	Atom-2	Interatomic distance (Å)	Clash overlap (Å)
2:B:137:ARG:HB2	2:B:137:ARG:NH1	2.24	0.53
2:B:105:PHE:HE1	2:B:155:LEU:HD23	1.73	0.53
8:H:116:LYS:HD3	8:H:127:LEU:HD22	1.90	0.53
1:A:524:G:H2'	1:A:525:C:C6	2.44	0.53
11:K:90:GLY:HA2	11:K:93:GLN:HB2	1.91	0.53
1:A:961:U:C2'	1:A:962:C:H5'	2.39	0.53
10:J:26:ALA:HB3	10:J:85:LEU:HD23	1.91	0.53
1:A:954:G:H2'	1:A:955:U:C6	2.44	0.53
1:A:265:G:H2'	1:A:267:C:H5	1.74	0.53
1:A:443:C:H2'	1:A:444:C:C6	2.40	0.53
1:A:640:A:O2'	1:A:641:U:H5'	2.09	0.53
10:J:32:ALA:O	10:J:34:VAL:HG23	2.09	0.53
10:J:30:SER:CB	10:J:84:GLN:HE21	2.17	0.53
3:C:60:ALA:O	3:C:61:ALA:HB2	2.09	0.53
5:E:51:VAL:O	5:E:54:ALA:HB3	2.08	0.53
1:A:269:C:H2'	1:A:270:A:H8	1.74	0.53
11:K:11:LYS:O	11:K:12:ARG:HB2	2.09	0.53
1:A:163:C:O2'	1:A:164:U:H5'	2.09	0.53
10:J:26:ALA:HB1	10:J:84:GLN:HB2	1.90	0.53
2:B:73:THR:HG22	2:B:73:THR:O	2.10	0.53
12:L:24:VAL:HG13	12:L:98:TYR:CE2	2.43	0.53
12:L:27:LEU:C	12:L:29:GLY:H	2.12	0.53
1:A:1054:C:N3	23:Y:34:CM0:O4'	2.41	0.53
6:F:62:TRP:CH2	6:F:64:GLN:HB2	2.44	0.53
1:A:457:C:O2'	1:A:458:C:H5'	2.09	0.53
1:A:1373:G:H5''	7:G:36:LYS:HB2	1.91	0.53
1:A:530:G:O6	22:X:3:A:H1'	2.09	0.53
1:A:52:G:O2'	1:A:53:A:H5'	2.09	0.53
9:I:31:GLN:O	9:I:32:ASP:CB	2.56	0.52
1:A:537:G:OP1	12:L:113:ARG:NH2	2.43	0.52
1:A:1151:A:HO2'	1:A:1152:A:H8	1.56	0.52
1:A:1116:C:H2'	1:A:1117:G:C5'	2.35	0.52
6:F:101:ALA:HB2	18:R:28:GLU:HG3	1.91	0.52
23:Y:30:C:O2'	23:Y:31:C:H5'	2.09	0.52
1:A:60:A:H4'	1:A:61:G:O5'	2.10	0.52
2:B:42:ILE:H	2:B:42:ILE:HD12	1.74	0.52
20:T:53:LEU:HD13	20:T:101:GLY:N	2.24	0.52
2:B:181:PHE:HE2	8:H:70:GLN:HB3	1.72	0.52
19:S:20:LEU:HD12	19:S:21:GLU:H	1.72	0.52
1:A:620:C:H2'	1:A:621:A:O4'	2.10	0.52
1:A:620:C:C2	4:D:135:LEU:HD13	2.44	0.52

*Continued on next page...*

*Continued from previous page...*

Atom-1	Atom-2	Interatomic distance (Å)	Clash overlap (Å)
16:P:43:LYS:HA	16:P:48:TRP:CB	2.40	0.52
5:E:10:MET:O	5:E:10:MET:HG3	2.08	0.52
6:F:50:TYR:CE1	18:R:77:GLY:HA2	2.43	0.52
20:T:57:ARG:NH2	20:T:102:GLY:HA3	2.24	0.52
13:M:16:ASP:OD1	13:M:17:VAL:N	2.39	0.52
19:S:15:LEU:O	19:S:19:VAL:N	2.38	0.52
1:A:1540:U:H3'	1:A:1540:U:H6	1.73	0.52
12:L:113:ARG:NH1	12:L:116:SER:H	2.08	0.52
3:C:115:LEU:HD23	3:C:118:GLN:OE1	2.08	0.52
1:A:895:G:H2'	1:A:896:C:C6	2.44	0.52
1:A:860:A:H2'	1:A:861:G:O4'	2.09	0.52
1:A:545:C:O2'	1:A:546:G:H5'	2.09	0.52
2:B:27:LYS:HD3	2:B:195:ASP:OD2	2.09	0.52
13:M:21:TYR:HD1	13:M:21:TYR:H	1.57	0.52
6:F:69:GLU:O	6:F:72:VAL:HG23	2.10	0.52
11:K:48:ILE:HG22	11:K:49:GLY:N	2.22	0.52
1:A:1424:C:O2'	1:A:1425:U:H5'	2.09	0.52
4:D:17:VAL:HG12	4:D:18:LYS:N	2.22	0.52
21:U:9:ARG:HH12	21:U:23:PRO:HD2	1.74	0.52
1:A:981:U:H5'	14:N:21:TYR:CE1	2.44	0.52
2:B:25:ASN:C	2:B:25:ASN:HD22	2.11	0.52
1:A:828:A:H4'	1:A:828:A:OP1	2.10	0.52
3:C:70:VAL:CG1	3:C:71:ALA:N	2.72	0.52
2:B:16:HIS:O	2:B:204:ASN:HB2	2.10	0.52
2:B:130:ARG:O	2:B:135:GLN:NE2	2.42	0.52
4:D:78:LEU:HD22	4:D:96:LEU:HB3	1.91	0.52
13:M:67:GLU:O	13:M:69:GLU:N	2.39	0.52
4:D:76:ARG:HH11	4:D:76:ARG:HG2	1.73	0.52
15:O:70:LEU:HD12	15:O:78:TYR:HB2	1.91	0.52
7:G:113:GLU:HG3	7:G:118:VAL:HG12	1.92	0.52
1:A:1314:C:C5	19:S:6:LYS:HE2	2.45	0.52
2:B:137:ARG:CB	2:B:137:ARG:NH1	2.73	0.52
1:A:1306:A:N6	1:A:1331:G:H1'	2.24	0.52
5:E:6:PHE:HB3	5:E:34:VAL:HG22	1.90	0.52
4:D:201:GLN:NE2	4:D:204:ILE:HD12	2.24	0.52
1:A:226:G:O2'	1:A:227:G:H5'	2.09	0.52
3:C:75:VAL:O	3:C:83:ARG:HG2	2.10	0.52
20:T:84:LEU:HD23	20:T:88:VAL:HG23	1.91	0.52
2:B:12:GLU:CG	2:B:213:LEU:HD11	2.40	0.52
1:A:1152:A:H4'	10:J:17:ASP:OD2	2.10	0.52
1:A:1048:G:C8	1:A:1048:G:H5'	2.36	0.52

*Continued on next page...*

*Continued from previous page...*

Atom-1	Atom-2	Interatomic distance (Å)	Clash overlap (Å)
13:M:90:LEU:HD22	13:M:94:ARG:HH12	1.75	0.52
1:A:1347:G:O2'	1:A:1348:U:OP2	2.26	0.52
2:B:78:GLN:HE22	2:B:96:ARG:HH12	1.58	0.52
2:B:75:LYS:HE2	2:B:96:ARG:HH22	1.75	0.52
1:A:1442(A):G:C4'	1:A:1442(B):A:H5'	2.35	0.52
12:L:71:PRO:O	12:L:102:ARG:HD2	2.09	0.52
12:L:53:ARG:HG2	12:L:69:TYR:CE1	2.37	0.52
2:B:28:PHE:HD1	2:B:194:PRO:HG3	1.75	0.52
5:E:36:ASP:O	5:E:38:GLN:HG3	2.09	0.52
2:B:169:LYS:HD3	2:B:169:LYS:O	2.10	0.52
10:J:3:LYS:HB3	10:J:75:ILE:HA	1.91	0.52
19:S:36:ARG:NH2	19:S:75:ALA:O	2.30	0.52
7:G:15:ASP:OD2	7:G:44:TYR:OH	2.28	0.52
1:A:1143:G:H2'	1:A:1144:G:C8	2.44	0.52
2:B:42:ILE:N	2:B:42:ILE:HD12	2.25	0.52
9:I:115:GLY:HA2	10:J:58:ASP:OD1	2.09	0.52
5:E:72:GLN:O	5:E:75:THR:HG22	2.10	0.52
20:T:74:LYS:HB3	20:T:76:ALA:H	1.75	0.51
1:A:975:A:C4'	1:A:976:G:H5''	2.30	0.51
1:A:1190:G:P	3:C:5:ILE:HG13	2.50	0.51
2:B:223:ILE:C	2:B:225:ALA:H	2.13	0.51
1:A:457:C:H2'	1:A:458:C:C6	2.44	0.51
13:M:81:LEU:HD11	13:M:88:ARG:HH11	1.74	0.51
2:B:20:GLU:HB2	2:B:190:THR:OG1	2.09	0.51
22:X:3:A:N6	22:X:4:A:N6	2.58	0.51
1:A:1457:G:O2'	1:A:1458:G:H5'	2.10	0.51
7:G:5:ARG:HG2	7:G:6:ARG:N	2.25	0.51
1:A:750:G:N3	15:O:23:GLY:HA3	2.24	0.51
10:J:23:ILE:O	10:J:23:ILE:HG22	2.09	0.51
8:H:65:TYR:HA	8:H:79:VAL:HG23	1.91	0.51
7:G:37:ASN:ND2	9:I:41:VAL:HG23	2.25	0.51
10:J:76:ASN:O	10:J:78:ASN:N	2.36	0.51
3:C:63:ASN:HA	3:C:99:VAL:HG12	1.92	0.51
5:E:76:ILE:HG13	5:E:142:LEU:HD13	1.91	0.51
10:J:49:VAL:HG21	14:N:41:ARG:O	2.10	0.51
9:I:126:SER:O	9:I:128:ARG:N	2.43	0.51
17:Q:95:TYR:C	17:Q:97:SER:H	2.14	0.51
13:M:22:ILE:HD12	13:M:25:ILE:HD12	1.91	0.51
10:J:20:ALA:O	10:J:24:VAL:HG23	2.10	0.51
3:C:66:VAL:HG12	3:C:66:VAL:O	2.10	0.51
1:A:945:G:H2'	1:A:945:G:N3	2.25	0.51

*Continued on next page...*

*Continued from previous page...*

Atom-1	Atom-2	Interatomic distance (Å)	Clash overlap (Å)
5:E:76:ILE:CG2	5:E:78:HIS:O	2.57	0.51
1:A:1133:G:H2'	1:A:1134:G:C8	2.35	0.51
2:B:132:LYS:HA	2:B:135:GLN:HB2	1.93	0.51
1:A:342:C:C2'	1:A:343:U:H5'	2.41	0.51
19:S:80:TYR:CG	19:S:81:ARG:N	2.78	0.51
1:A:1312:G:O2'	1:A:1313:U:H5'	2.10	0.51
1:A:56:U:H2'	1:A:57:G:H8	1.74	0.51
3:C:189:ALA:HB3	3:C:196:LEU:HB2	1.92	0.51
1:A:1521:G:H2'	1:A:1522:U:C6	2.46	0.51
10:J:75:ILE:O	10:J:76:ASN:HB2	2.11	0.51
20:T:69:GLY:O	20:T:73:HIS:CD2	2.64	0.51
1:A:542:G:OP1	4:D:10:ARG:NH2	2.44	0.51
1:A:738:C:H5''	6:F:69:GLU:HB3	1.91	0.51
1:A:1019:C:O2'	1:A:1020:U:H5'	2.11	0.51
7:G:20:ASP:OD1	7:G:22:LEU:HB3	2.10	0.51
14:N:22:THR:HG23	14:N:33:VAL:HG21	1.91	0.51
2:B:28:PHE:CD2	2:B:190:THR:HA	2.45	0.51
1:A:1056:U:H5'	3:C:163:ALA:CB	2.40	0.51
1:A:920:U:H2'	1:A:921:U:C6	2.45	0.51
1:A:1483:A:H2'	1:A:1484:C:O4'	2.11	0.51
1:A:1119:C:O2'	1:A:1120:G:H5'	2.10	0.51
10:J:32:ALA:HB2	10:J:75:ILE:O	2.09	0.51
2:B:62:ALA:C	2:B:64:ARG:H	2.14	0.51
11:K:21:ILE:HD12	11:K:95:ILE:HD13	1.91	0.51
1:A:918:A:H2'	1:A:919:A:C8	2.45	0.51
8:H:46:LYS:N	8:H:64:LYS:HG3	2.26	0.51
13:M:20:THR:O	13:M:22:ILE:N	2.43	0.51
1:A:442:C:N4	1:A:492:G:H1	2.09	0.51
1:A:1149:C:H2'	1:A:1150:U:C6	2.46	0.51
11:K:58:PRO:HA	11:K:90:GLY:HA3	1.91	0.51
1:A:794:A:H2'	1:A:795:C:C6	2.45	0.51
19:S:52:TYR:HA	19:S:56:GLN:O	2.10	0.51
10:J:9:ARG:HH11	10:J:9:ARG:CB	2.24	0.51
1:A:1392:G:N2	1:A:1502:A:C8	2.78	0.51
9:I:111:ARG:HD2	9:I:113:LYS:HD2	1.92	0.51
19:S:16:LEU:O	19:S:19:VAL:HG12	2.11	0.51
9:I:22:GLY:N	9:I:58:HIS:O	2.43	0.51
1:A:1157:A:H4'	1:A:1158:C:O5'	2.11	0.51
9:I:10:ARG:HG2	9:I:75:ASP:HB2	1.92	0.51
3:C:195:VAL:C	3:C:196:LEU:HD22	2.31	0.51
4:D:68:TYR:CB	4:D:70:ILE:HD13	2.41	0.51

*Continued on next page...*



*Continued from previous page...*

Atom-1	Atom-2	Interatomic distance (Å)	Clash overlap (Å)
1:A:1123:A:H4'	10:J:37:PRO:HD2	1.92	0.51
1:A:189(E):U:O2'	1:A:189(F):U:H5'	2.09	0.51
1:A:1299:A:C8	1:A:1301:U:H1'	2.45	0.51
11:K:12:ARG:O	11:K:12:ARG:HD2	2.11	0.51
7:G:16:LEU:N	7:G:16:LEU:CD2	2.71	0.51
5:E:13:ILE:HD12	5:E:13:ILE:C	2.31	0.51
20:T:10:LEU:HD12	20:T:10:LEU:C	2.32	0.51
14:N:26:ARG:HE	14:N:47:LEU:HD21	1.76	0.51
19:S:30:LEU:O	19:S:31:ILE:HD13	2.10	0.51
22:X:1:G:O2'	22:X:2:U:H5'	2.11	0.51
17:Q:52:LYS:N	17:Q:55:ASP:OD2	2.39	0.51
20:T:46:GLU:HB3	20:T:48:LYS:HE2	1.92	0.51
1:A:1208:C:H2'	1:A:1209:C:H6	1.76	0.51
12:L:40:VAL:O	12:L:40:VAL:HG12	2.10	0.51
2:B:12:GLU:C	2:B:14:GLY:H	2.14	0.51
2:B:204:ASN:ND2	2:B:206:ASP:H	2.09	0.51
2:B:7:VAL:HG12	2:B:221:LEU:CD2	2.39	0.51
2:B:96:ARG:O	2:B:98:LEU:HD23	2.11	0.51
1:A:1004:A:H2'	1:A:1005:A:O4'	2.10	0.51
4:D:196:LEU:HD23	4:D:197:PRO:HD2	1.93	0.51
1:A:304:U:H2'	1:A:305:G:C8	2.46	0.51
1:A:1171:G:H2'	1:A:1172:C:C6	2.46	0.51
5:E:96:PRO:HA	5:E:117:ASP:OD2	2.11	0.50
8:H:9:MET:SD	8:H:32:LYS:HG2	2.51	0.50
1:A:664:G:OP1	18:R:64:ARG:HD2	2.11	0.50
15:O:81:LEU:HD21	15:O:85:LEU:HD12	1.93	0.50
13:M:81:LEU:HD13	13:M:88:ARG:HD3	1.93	0.50
1:A:178:C:O2'	1:A:179:A:H5'	2.11	0.50
1:A:559:A:OP1	5:E:126:ARG:NH2	2.43	0.50
1:A:161:A:H2'	1:A:162:A:C8	2.46	0.50
2:B:74:LYS:HD3	2:B:206:ASP:HB2	1.92	0.50
2:B:21:ARG:HG3	2:B:21:ARG:NH1	2.26	0.50
6:F:44:GLY:HA2	6:F:59:TYR:CE1	2.46	0.50
10:J:7:LYS:NZ	10:J:71:LEU:HD23	2.26	0.50
12:L:55:VAL:CG1	12:L:56:ALA:N	2.75	0.50
1:A:438:G:C4'	1:A:439:A:OP1	2.59	0.50
8:H:70:GLN:HA	8:H:70:GLN:HE21	1.76	0.50
17:Q:40:LYS:HG2	17:Q:41:LYS:N	2.26	0.50
1:A:1425:U:H2'	1:A:1426:C:H6	1.76	0.50
1:A:1425:U:H3	1:A:1475:G:H1	1.60	0.50
6:F:47:ARG:HA	6:F:57:GLN:HG2	1.93	0.50

*Continued on next page...*

*Continued from previous page...*

Atom-1	Atom-2	Interatomic distance (Å)	Clash overlap (Å)
15:O:9:GLN:O	15:O:13:GLN:HG3	2.11	0.50
4:D:36:ARG:C	4:D:38:TYR:H	2.14	0.50
1:A:675:A:H1'	11:K:116:HIS:CD2	2.47	0.50
8:H:82:HIS:HB3	8:H:138:TRP:CD2	2.45	0.50
6:F:82:ARG:HB2	6:F:85:VAL:HG23	1.93	0.50
1:A:1117:G:H5'	1:A:1117:G:C8	2.42	0.50
5:E:24:ARG:HH11	5:E:24:ARG:HG2	1.75	0.50
2:B:206:ASP:O	2:B:207:ALA:CB	2.59	0.50
1:A:579:G:H2'	1:A:580:U:C6	2.46	0.50
17:Q:68:ARG:N	17:Q:70:ARG:HH11	2.05	0.50
21:U:15:ARG:CG	21:U:15:ARG:HH11	2.24	0.50
1:A:1300:G:HO2'	1:A:1301:U:H6	1.55	0.50
16:P:74:LEU:HD22	16:P:79:VAL:HG21	1.93	0.50
1:A:1236:A:O2'	1:A:1304:G:H4'	2.12	0.50
10:J:90:LEU:N	10:J:91:PRO:HD2	2.26	0.50
1:A:22:G:H2'	1:A:23:C:C6	2.47	0.50
7:G:79:ARG:HA	7:G:84:ASN:HA	1.92	0.50
1:A:501:C:H2'	1:A:502:G:H8	1.75	0.50
1:A:1244:C:O2'	1:A:1245:A:H5'	2.11	0.50
21:U:5:ASP:O	21:U:11:GLY:HA3	2.12	0.50
4:D:154:ASN:HA	4:D:159:ARG:CZ	2.41	0.50
1:A:959:A:H3'	1:A:960:U:H5''	1.92	0.50
1:A:1331:G:HO2'	1:A:1332:A:P	2.33	0.50
13:M:108:ARG:HD3	13:M:114:ARG:HH12	1.74	0.50
1:A:662:G:O2'	1:A:836:G:H5'	2.12	0.50
7:G:65:ALA:HB1	7:G:127:ALA:HB3	1.93	0.50
1:A:1381:U:O2'	1:A:1382:C:H5'	2.12	0.50
2:B:35:GLU:HA	2:B:39:ILE:O	2.11	0.50
9:I:56:LEU:HD23	9:I:56:LEU:O	2.12	0.50
1:A:267:C:OP2	17:Q:67:LYS:HD2	2.12	0.50
18:R:43:PHE:C	18:R:51:LEU:HD12	2.32	0.50
12:L:50:SER:O	12:L:51:ALA:HB2	2.12	0.50
1:A:1513:A:H2'	1:A:1514:C:C6	2.47	0.50
2:B:213:LEU:O	2:B:217:ARG:HG2	2.12	0.50
2:B:17:PHE:HB3	2:B:44:LEU:CD2	2.37	0.50
10:J:64:GLU:CG	14:N:59:ALA:HB2	2.41	0.50
1:A:861:G:O2'	1:A:862:C:H5'	2.12	0.50
1:A:1351:U:O2'	1:A:1352:C:H5'	2.11	0.50
6:F:68:PRO:HG2	6:F:71:ARG:HG3	1.93	0.50
12:L:85:ILE:HG23	12:L:98:TYR:HB3	1.94	0.50
4:D:100:ARG:HH12	4:D:137:SER:HB3	1.77	0.50

*Continued on next page...*

*Continued from previous page...*

Atom-1	Atom-2	Interatomic distance (Å)	Clash overlap (Å)
1:A:1404:C:H2'	1:A:1405:G:C8	2.47	0.50
8:H:82:HIS:CD2	8:H:138:TRP:CE2	2.99	0.49
2:B:132:LYS:HB3	2:B:136:VAL:HG23	1.93	0.49
2:B:111:ARG:HB3	2:B:149:LEU:CD1	2.41	0.49
1:A:1038:C:C6	1:A:1039:C:H5	2.30	0.49
18:R:36:ASN:C	18:R:36:ASN:ND2	2.63	0.49
1:A:960:U:O2	1:A:960:U:H2'	2.11	0.49
7:G:26:PHE:CE2	7:G:30:ILE:HD11	2.47	0.49
13:M:5:ALA:O	13:M:6:GLY:C	2.50	0.49
21:U:6:ARG:HG2	21:U:15:ARG:HD2	1.94	0.49
10:J:51:ARG:HG3	10:J:59:SER:HB2	1.95	0.49
1:A:1499:A:C1'	1:A:1520:G:H5'	2.41	0.49
2:B:47:THR:HG23	2:B:202:PRO:O	2.12	0.49
6:F:100:ASN:HB2	18:R:23:LYS:HG3	1.92	0.49
1:A:1154:G:H2'	1:A:1155:G:H8	1.77	0.49
3:C:79:ARG:HG3	3:C:79:ARG:HH11	1.77	0.49
1:A:204:U:O2'	1:A:216:G:OP2	2.26	0.49
1:A:1176:A:H2'	1:A:1177:G:C8	2.47	0.49
20:T:59:ALA:O	20:T:63:ILE:HG13	2.12	0.49
23:Y:34:CM0:H2'	23:Y:35:A:H8	1.77	0.49
13:M:14:ARG:NH1	13:M:16:ASP:OD2	2.42	0.49
19:S:10:PHE:CD2	19:S:10:PHE:N	2.80	0.49
1:A:999:C:H2'	1:A:1000:U:C6	2.47	0.49
1:A:1352:C:H2'	1:A:1353:G:C8	2.47	0.49
3:C:32:LEU:HD22	3:C:59:ARG:NH1	2.28	0.49
2:B:134:GLU:HG2	2:B:137:ARG:HH21	1.73	0.49
1:A:1543:C:O2'	1:A:1544:U:H5'	2.12	0.49
6:F:67:MET:HB2	6:F:68:PRO:CD	2.36	0.49
1:A:1314:C:OP2	19:S:6:LYS:HD3	2.13	0.49
4:D:64:LEU:HD12	4:D:75:PHE:CZ	2.47	0.49
20:T:100:ILE:O	20:T:102:GLY:N	2.45	0.49
1:A:1371:G:O3'	9:I:69:GLY:HA3	2.13	0.49
3:C:110:ASN:HD22	3:C:140:ARG:HB3	1.77	0.49
12:L:46:LYS:O	12:L:48:PRO:HD2	2.12	0.49
1:A:409:G:OP1	4:D:24:GLU:O	2.31	0.49
2:B:231:GLU:CB	2:B:232:PRO:HD2	2.42	0.49
1:A:1128:C:O2'	1:A:1130:A:N7	2.45	0.49
11:K:108:ILE:HG22	11:K:109:VAL:N	2.27	0.49
1:A:454:C:H2'	1:A:455:C:H5'	1.94	0.49
10:J:34:VAL:HG22	10:J:74:ILE:HG23	1.93	0.49
3:C:23:TYR:CG	3:C:24:ALA:N	2.79	0.49

*Continued on next page...*

*Continued from previous page...*

Atom-1	Atom-2	Interatomic distance (Å)	Clash overlap (Å)
16:P:11:SER:OG	16:P:14:ASN:HB3	2.13	0.49
15:O:22:THR:O	15:O:27:VAL:HG11	2.12	0.49
1:A:1307:U:H2'	1:A:1308:U:C6	2.48	0.49
6:F:77:ARG:HD2	6:F:77:ARG:C	2.32	0.49
3:C:58:GLU:OE2	10:J:92:THR:HG21	2.11	0.49
15:O:3:ILE:HD13	15:O:34:LEU:CD1	2.37	0.49
1:A:1019:C:C2'	1:A:1020:U:H5'	2.43	0.49
1:A:818:G:H3'	1:A:819:A:C5'	2.43	0.49
20:T:94:ALA:O	20:T:95:ALA:CB	2.61	0.49
2:B:115:LEU:HD21	2:B:153:ARG:NH2	2.27	0.49
1:A:625:G:H2'	1:A:626:U:C6	2.48	0.49
1:A:189(I):G:O2'	1:A:189(J):G:H5'	2.13	0.49
1:A:665:A:N3	1:A:732:C:H2'	2.28	0.49
10:J:3:LYS:N	10:J:76:ASN:N	2.60	0.49
12:L:75:HIS:N	12:L:102:ARG:HH22	2.10	0.49
13:M:40:ASN:HD22	13:M:41:PRO:N	2.11	0.49
16:P:57:ARG:NH1	16:P:57:ARG:CG	2.74	0.49
3:C:87:LEU:C	3:C:89:GLU:N	2.65	0.49
8:H:35:ILE:HG22	8:H:39:LEU:HD21	1.95	0.49
7:G:23:VAL:HG13	7:G:43:PHE:CE2	2.48	0.49
1:A:1532:U:H2'	1:A:1533:C:C3'	2.40	0.49
7:G:69:VAL:O	7:G:69:VAL:HG12	2.13	0.49
1:A:951:G:O2'	1:A:952:U:H5'	2.12	0.49
17:Q:76:LEU:HD11	17:Q:78:GLU:O	2.13	0.49
1:A:1125:U:H6	1:A:1125:U:H5''	1.78	0.48
10:J:6:ILE:CG2	10:J:98:ILE:HG22	2.43	0.48
9:I:97:LYS:CA	9:I:102:LEU:HD21	2.41	0.48
13:M:120:LYS:CE	13:M:122:LYS:HB3	2.43	0.48
1:A:939:G:H2'	1:A:940:C:C6	2.48	0.48
1:A:1066:C:H2'	1:A:1067:A:H5'	1.95	0.48
4:D:68:TYR:HB3	4:D:70:ILE:HD13	1.93	0.48
5:E:126:ARG:HG3	5:E:126:ARG:NH1	2.27	0.48
1:A:148:G:H2'	1:A:149:A:H8	1.78	0.48
1:A:1447:A:O2'	1:A:1452:C:OP1	2.30	0.48
1:A:723:U:O2	1:A:723:U:H2'	2.13	0.48
12:L:60:LEU:HB2	12:L:64:TYR:O	2.14	0.48
12:L:75:HIS:C	12:L:75:HIS:CD2	2.86	0.48
1:A:1053:G:C3'	1:A:1054:C:C5'	2.90	0.48
13:M:13:LYS:O	13:M:45:VAL:HG23	2.13	0.48
2:B:72:GLY:HA2	2:B:165:VAL:HG22	1.95	0.48
1:A:952:U:O2'	1:A:953:G:H5'	2.14	0.48

*Continued on next page...*

*Continued from previous page...*

Atom-1	Atom-2	Interatomic distance (Å)	Clash overlap (Å)
1:A:594:G:C2'	1:A:595:G:H5'	2.43	0.48
3:C:157:ILE:CD1	3:C:166:GLU:HG3	2.43	0.48
20:T:65:LYS:HA	20:T:68:LYS:HG3	1.93	0.48
2:B:102:LEU:CD1	2:B:102:LEU:N	2.76	0.48
17:Q:68:ARG:N	17:Q:70:ARG:HH12	2.11	0.48
20:T:45:GLN:O	20:T:45:GLN:NE2	2.46	0.48
1:A:1106:G:H5''	3:C:172:ARG:HG2	1.94	0.48
1:A:141:A:O2'	1:A:142:G:H5'	2.14	0.48
19:S:43:GLU:CD	19:S:43:GLU:H	2.16	0.48
1:A:1047:G:H2'	1:A:1048:G:H5'	1.92	0.48
7:G:129:GLU:OE1	7:G:131:LYS:HE2	2.14	0.48
4:D:31:CYS:C	4:D:33:MET:N	2.67	0.48
3:C:47:LEU:N	3:C:47:LEU:HD12	2.28	0.48
1:A:984:C:H2'	1:A:985:C:C6	2.47	0.48
10:J:47:PHE:CE2	14:N:37:PHE:HE1	2.32	0.48
1:A:682:G:O2'	1:A:683:G:H5'	2.14	0.48
6:F:9:VAL:HB	6:F:87:ARG:HB2	1.94	0.48
2:B:15:VAL:HG21	2:B:210:SER:HA	1.95	0.48
1:A:1033:G:H2'	1:A:1034:G:H8	1.78	0.48
1:A:750:G:H1'	15:O:23:GLY:H	1.77	0.48
1:A:1222:G:O2'	1:A:1223:C:H5'	2.14	0.48
9:I:27:THR:HG23	9:I:62:TYR:HA	1.95	0.48
1:A:1249:C:O2'	9:I:73:GLN:NE2	2.47	0.48
1:A:1312:G:N7	19:S:3:ARG:O	2.46	0.48
12:L:93:LEU:HB2	12:L:96:VAL:HG21	1.95	0.48
7:G:18:TYR:CE2	7:G:59:LEU:HB2	2.49	0.48
2:B:28:PHE:HD2	2:B:190:THR:HG22	1.78	0.48
1:A:1154:G:O2'	1:A:1155:G:H5'	2.14	0.48
5:E:15:ARG:HD2	5:E:26:PHE:CD2	2.49	0.48
3:C:132:ARG:O	3:C:136:GLN:HG3	2.14	0.48
1:A:942:G:H2'	1:A:943:U:H6	1.78	0.48
6:F:19:LEU:O	6:F:19:LEU:HD23	2.13	0.48
1:A:262:A:H5'	20:T:74:LYS:HG3	1.95	0.48
9:I:111:ARG:HD3	9:I:112:LYS:N	2.28	0.48
14:N:42:ILE:O	14:N:46:GLU:HG3	2.14	0.48
9:I:97:LYS:CG	9:I:102:LEU:HD21	2.38	0.48
1:A:1054:C:H42	23:Y:34:CM0:C6	2.26	0.48
17:Q:97:SER:HA	17:Q:102:GLY:HA2	1.96	0.48
1:A:1325:C:P	21:U:6:ARG:HH22	2.34	0.48
17:Q:3:LYS:HB3	17:Q:61:GLU:CB	2.43	0.48
13:M:35:GLU:C	13:M:37:THR:H	2.17	0.48

*Continued on next page...*

*Continued from previous page...*

Atom-1	Atom-2	Interatomic distance (Å)	Clash overlap (Å)
2:B:31:TYR:CD1	2:B:202:PRO:HB3	2.48	0.48
4:D:76:ARG:NH1	4:D:76:ARG:HG2	2.29	0.48
1:A:41:G:H2'	1:A:42:G:C8	2.49	0.48
4:D:156:GLU:HG2	4:D:160:GLN:HE21	1.79	0.48
2:B:7:VAL:O	2:B:8:LYS:HG3	2.14	0.48
9:I:17:VAL:HG11	9:I:81:ILE:HA	1.95	0.48
5:E:12:LEU:CD1	5:E:31:LEU:HB2	2.40	0.48
13:M:14:ARG:HG3	13:M:44:ARG:HH21	1.79	0.48
1:A:1104:G:OP1	2:B:111:ARG:HD2	2.14	0.48
9:I:125:TYR:N	9:I:125:TYR:HD2	2.11	0.48
3:C:102:ASN:H	3:C:102:ASN:HD22	1.60	0.48
1:A:922:G:N3	1:A:1398:A:H2	2.12	0.48
1:A:1326:C:OP1	21:U:12:LYS:NZ	2.40	0.48
1:A:1347:G:C2'	1:A:1348:U:OP2	2.62	0.48
3:C:193:TYR:CE1	3:C:196:LEU:HD21	2.49	0.48
16:P:20:VAL:HG11	16:P:32:TYR:CB	2.44	0.48
1:A:1030:C:H2'	1:A:1030(A):G:H8	1.79	0.48
20:T:26:ASN:OD1	20:T:71:THR:HA	2.13	0.48
2:B:118:LEU:CD2	2:B:142:LEU:HB2	2.43	0.48
7:G:50:ILE:O	7:G:54:THR:HB	2.13	0.48
19:S:80:TYR:CE2	19:S:81:ARG:HB3	2.49	0.48
1:A:1373:G:H5''	7:G:36:LYS:CB	2.43	0.48
1:A:339:C:H2'	1:A:340:U:C6	2.48	0.48
1:A:1007:C:H2'	1:A:1008:C:H6	1.78	0.48
10:J:4:ILE:CG1	10:J:74:ILE:HB	2.43	0.47
10:J:30:SER:HB2	10:J:80:LYS:O	2.14	0.47
1:A:1327:C:O2'	1:A:1328:C:H5'	2.14	0.47
15:O:26:GLU:HG3	15:O:81:LEU:CD1	2.42	0.47
1:A:1060:C:H5	3:C:2:GLY:HA3	1.78	0.47
20:T:43:LEU:HD13	20:T:51:GLU:HG3	1.94	0.47
1:A:200:G:H2'	1:A:201:C:C6	2.49	0.47
16:P:20:VAL:HG13	16:P:32:TYR:HB2	1.96	0.47
1:A:895:G:H2'	1:A:896:C:H6	1.79	0.47
1:A:1230:C:O2'	1:A:1231:G:H5'	2.13	0.47
1:A:1368:G:O2'	1:A:1369:C:H5'	2.14	0.47
1:A:322:C:H41	1:A:328:C:H6	1.62	0.47
11:K:124:LYS:O	11:K:124:LYS:HG2	2.13	0.47
3:C:172:ARG:HB3	3:C:172:ARG:NH1	2.28	0.47
1:A:1144:G:H21	1:A:1146:A:H62	1.62	0.47
2:B:231:GLU:H	2:B:231:GLU:CD	2.16	0.47
1:A:1241:G:H2'	1:A:1242:C:H6	1.76	0.47

*Continued on next page...*

*Continued from previous page...*

Atom-1	Atom-2	Interatomic distance (Å)	Clash overlap (Å)
5:E:145:LYS:O	5:E:149:GLU:HG2	2.14	0.47
3:C:164:ARG:NH1	3:C:164:ARG:HB2	2.29	0.47
1:A:1223:C:P	19:S:78:ARG:NH1	2.87	0.47
13:M:27:LYS:HB2	13:M:27:LYS:NZ	2.29	0.47
10:J:3:LYS:CB	10:J:75:ILE:HA	2.43	0.47
20:T:50:GLU:H	20:T:99:LEU:HD12	1.80	0.47
9:I:36:TYR:HD2	9:I:37:PHE:CE2	2.33	0.47
1:A:1250:A:C4'	9:I:68:GLY:H	2.17	0.47
9:I:8:GLY:CA	9:I:79:LEU:HB3	2.44	0.47
8:H:9:MET:CE	8:H:32:LYS:HG2	2.44	0.47
1:A:1054:C:O2'	1:A:1055:A:C5'	2.63	0.47
1:A:1305:G:H22	1:A:1331:G:C2'	2.27	0.47
1:A:382:A:H2'	1:A:383:A:H8	1.77	0.47
3:C:188:LEU:HD21	3:C:195:VAL:HG11	1.95	0.47
4:D:64:LEU:HD12	4:D:75:PHE:CE1	2.48	0.47
1:A:272:C:O2'	1:A:273:A:H5'	2.14	0.47
3:C:70:VAL:HG12	3:C:72:LYS:N	2.13	0.47
2:B:97:TRP:CZ3	2:B:176:GLU:OE2	2.67	0.47
10:J:39:PRO:HB3	10:J:70:ARG:NH1	2.29	0.47
1:A:1329:A:O2'	1:A:1330:U:H5'	2.15	0.47
1:A:1226:C:C4	13:M:104:ARG:HG3	2.49	0.47
15:O:55:GLY:HA2	15:O:58:MET:HE3	1.96	0.47
10:J:19:SER:HA	10:J:22:LYS:NZ	2.29	0.47
1:A:551:U:H2'	1:A:552:U:H6	1.79	0.47
13:M:65:LYS:O	13:M:66:LEU:HD23	2.14	0.47
1:A:1247:U:O2'	1:A:1248:A:H5'	2.14	0.47
16:P:22:THR:HA	16:P:33:ILE:HG13	1.96	0.47
1:A:555:C:H2'	1:A:556:C:C6	2.50	0.47
2:B:97:TRP:CZ2	2:B:101:MET:HB2	2.49	0.47
1:A:969:A:N6	13:M:126:LYS:HE3	2.30	0.47
9:I:8:GLY:HA3	9:I:80:GLY:N	2.29	0.47
8:H:6:ILE:HB	8:H:85:ARG:HH12	1.79	0.47
17:Q:68:ARG:HH11	17:Q:68:ARG:HG2	1.79	0.47
11:K:46:GLY:O	11:K:48:ILE:O	2.32	0.47
1:A:1328:C:O2'	1:A:1329:A:H5'	2.14	0.47
1:A:759:A:N6	17:Q:94:ASN:HD21	2.08	0.47
1:A:713:G:H2'	1:A:714:G:C8	2.50	0.47
11:K:33:THR:HB	11:K:38:ASN:C	2.35	0.47
9:I:33:PHE:CE1	9:I:47:LEU:HD21	2.50	0.47
1:A:1479:C:O2'	1:A:1480:G:H5'	2.14	0.47
13:M:21:TYR:N	13:M:21:TYR:CD1	2.83	0.47

*Continued on next page...*

*Continued from previous page...*

Atom-1	Atom-2	Interatomic distance (Å)	Clash overlap (Å)
1:A:1456:G:H2'	1:A:1457:G:O4'	2.14	0.47
15:O:18:PHE:HB2	15:O:19:PRO:HD2	1.96	0.47
3:C:72:LYS:O	3:C:75:VAL:HG23	2.14	0.47
10:J:40:LEU:HB2	10:J:69:ASN:CB	2.45	0.47
19:S:41:VAL:HB	19:S:42:PRO:HD2	1.96	0.47
18:R:19:LYS:CD	18:R:20:ALA:H	2.27	0.47
12:L:27:LEU:O	12:L:28:LYS:C	2.52	0.47
1:A:265:G:H2'	1:A:267:C:C5	2.49	0.47
3:C:18:TRP:O	3:C:54:ARG:NH2	2.47	0.47
1:A:1181:G:O2'	1:A:1182:G:O5'	2.32	0.47
1:A:818:G:C3'	1:A:819:A:C5'	2.92	0.47
16:P:7:ALA:O	16:P:17:TYR:HA	2.15	0.47
13:M:39:ILE:HD13	13:M:52:GLU:HB3	1.96	0.47
1:A:1066:C:O2'	1:A:1067:A:H5'	2.14	0.47
7:G:85:TYR:O	7:G:87:VAL:HG23	2.15	0.47
1:A:189(J):G:O2'	1:A:189(K):U:H5'	2.15	0.47
3:C:181:ASN:ND2	3:C:204:LEU:CD1	2.78	0.47
1:A:1069:C:O2'	1:A:1192:C:H1'	2.14	0.47
12:L:83:VAL:HG11	12:L:100:ILE:HD13	1.95	0.47
3:C:40:ARG:O	3:C:44:GLU:HG3	2.14	0.47
12:L:8:ASN:O	12:L:12:ARG:HG3	2.15	0.47
1:A:812:C:OP1	1:A:903:G:H1'	2.15	0.47
12:L:109:GLY:HA3	12:L:121:GLY:O	2.15	0.47
1:A:1260:C:O5'	1:A:1284:C:H4'	2.15	0.47
1:A:473:G:H2'	1:A:474:G:H8	1.80	0.47
4:D:150:GLU:HA	4:D:153:ARG:HG3	1.96	0.47
1:A:67:C:H2'	1:A:68:G:C8	2.49	0.47
1:A:427:U:OP1	4:D:13:ARG:NH2	2.48	0.47
2:B:189:ASP:HB3	2:B:191:ASP:OD1	2.13	0.47
19:S:62:ILE:O	19:S:62:ILE:HG12	2.14	0.47
1:A:737:A:H2'	1:A:738:C:H6	1.77	0.47
1:A:1152:A:H5''	10:J:13:HIS:CG	2.48	0.47
1:A:659:U:OP2	15:O:8:LYS:NZ	2.47	0.47
3:C:107:GLN:O	3:C:108:ASN:HB3	2.15	0.47
19:S:5:LEU:HD11	19:S:70:LYS:NZ	2.29	0.47
19:S:4:SER:OG	19:S:5:LEU:N	2.48	0.47
1:A:1021:G:H2'	1:A:1022:G:H8	1.80	0.47
16:P:54:GLU:O	16:P:57:ARG:HB2	2.15	0.47
4:D:111:ALA:HB2	4:D:120:LEU:HD12	1.96	0.47
3:C:39:ILE:HG22	3:C:40:ARG:N	2.30	0.47
1:A:1414:U:H2'	1:A:1415:G:H8	1.80	0.47

*Continued on next page...*



*Continued from previous page...*

Atom-1	Atom-2	Interatomic distance (Å)	Clash overlap (Å)
1:A:189(L):G:H2'	1:A:190:U:C6	2.49	0.47
17:Q:82:MET:O	17:Q:86:GLU:HG2	2.14	0.47
14:N:7:ILE:O	14:N:7:ILE:HG22	2.15	0.47
12:L:55:VAL:HG12	12:L:56:ALA:H	1.79	0.47
4:D:146:ILE:N	4:D:146:ILE:CD1	2.77	0.47
10:J:19:SER:OG	10:J:91:PRO:HB3	2.14	0.47
1:A:978:A:O2'	1:A:1322:C:N3	2.45	0.47
5:E:78:HIS:O	5:E:93:PRO:HD3	2.15	0.47
1:A:1251:A:H2'	1:A:1252:A:C8	2.49	0.47
9:I:111:ARG:HD3	9:I:112:LYS:C	2.35	0.47
9:I:97:LYS:HG2	9:I:102:LEU:CD2	2.38	0.47
1:A:129(A):G:O2'	1:A:130:A:OP2	2.32	0.47
1:A:1024:G:C3'	1:A:1025:U:H5''	2.44	0.47
6:F:91:VAL:HG13	18:R:72:ARG:NH2	2.30	0.47
4:D:58:LEU:HD22	4:D:62:GLN:HG2	1.96	0.47
3:C:140:ARG:O	3:C:143:GLU:HB3	2.14	0.46
3:C:111:LEU:CD2	3:C:144:SER:HB2	2.45	0.46
19:S:19:VAL:HG13	19:S:20:LEU:N	2.30	0.46
18:R:36:ASN:ND2	18:R:39:VAL:H	2.12	0.46
1:A:216:G:H4'	1:A:216:G:OP1	2.15	0.46
1:A:642:A:N7	8:H:115:SER:HA	2.30	0.46
6:F:75:LEU:O	6:F:75:LEU:HD23	2.16	0.46
3:C:84:ILE:O	3:C:84:ILE:HG12	2.15	0.46
20:T:49:ALA:HB3	20:T:99:LEU:HG	1.98	0.46
1:A:735:C:O2'	1:A:736:C:H5'	2.15	0.46
3:C:5:ILE:O	3:C:5:ILE:HD12	2.15	0.46
13:M:3:ARG:HD2	13:M:7:VAL:HA	1.97	0.46
19:S:33:THR:HG22	19:S:34:TRP:N	2.30	0.46
1:A:235:C:C5'	17:Q:70:ARG:HG2	2.44	0.46
1:A:836:G:H2'	1:A:837:G:C8	2.50	0.46
3:C:116:VAL:O	3:C:120:VAL:HG23	2.15	0.46
1:A:1237:C:H4'	1:A:1334:G:N2	2.30	0.46
3:C:164:ARG:CB	3:C:164:ARG:HH11	2.27	0.46
5:E:36:ASP:OD2	5:E:40:ARG:HB2	2.16	0.46
1:A:1056:U:H5'	3:C:163:ALA:HB2	1.98	0.46
6:F:100:ASN:HB2	18:R:23:LYS:HE3	1.97	0.46
1:A:401:C:H1'	1:A:622:A:H1'	1.96	0.46
10:J:32:ALA:CB	10:J:78:ASN:HD21	2.27	0.46
9:I:127:LYS:HG2	9:I:128:ARG:N	2.30	0.46
9:I:93:ARG:O	9:I:97:LYS:HB2	2.15	0.46
15:O:78:TYR:CE1	15:O:82:ILE:HD11	2.51	0.46

*Continued on next page...*

*Continued from previous page...*

Atom-1	Atom-2	Interatomic distance (Å)	Clash overlap (Å)
1:A:1300:G:O2'	1:A:1301:U:P	2.72	0.46
13:M:14:ARG:NH1	13:M:14:ARG:HB3	2.30	0.46
11:K:108:ILE:CD1	11:K:108:ILE:N	2.79	0.46
1:A:287:U:C2'	1:A:288:A:H5'	2.45	0.46
3:C:125:GLU:HG2	3:C:190:ARG:O	2.14	0.46
1:A:832:C:O2'	1:A:833:U:H5'	2.16	0.46
7:G:53:LYS:HB2	7:G:53:LYS:HE3	1.71	0.46
10:J:35:SER:HB3	10:J:73:ASP:HB2	1.98	0.46
19:S:44:MET:C	19:S:62:ILE:HD13	2.36	0.46
5:E:51:VAL:HB	5:E:52:PRO:CD	2.38	0.46
20:T:39:LYS:CD	20:T:55:ILE:HD13	2.42	0.46
1:A:518:C:H2'	1:A:530:G:N3	2.30	0.46
10:J:9:ARG:CB	10:J:9:ARG:NH1	2.78	0.46
2:B:75:LYS:HD3	2:B:78:GLN:OE1	2.16	0.46
2:B:9:GLU:CG	2:B:217:ARG:HH22	2.28	0.46
7:G:50:ILE:HD11	7:G:121:ALA:HA	1.96	0.46
19:S:80:TYR:CZ	19:S:81:ARG:HB3	2.50	0.46
1:A:746:A:C2'	1:A:747:C:H5'	2.46	0.46
1:A:1413:A:H2	1:A:1487:G:H22	1.61	0.46
1:A:1347:G:H2'	1:A:1373:G:H1	1.80	0.46
11:K:34:ASP:OD2	11:K:38:ASN:HB2	2.16	0.46
2:B:25:ASN:HD22	2:B:26:PRO:N	2.13	0.46
1:A:642:A:C5	8:H:115:SER:HA	2.51	0.46
1:A:1057:G:O2'	1:A:1058:G:H5'	2.16	0.46
11:K:54:ARG:O	11:K:60:ALA:HB2	2.15	0.46
1:A:186:C:H2'	1:A:187:C:C6	2.51	0.46
1:A:66:G:H4'	1:A:173:U:C5	2.51	0.46
3:C:33:LEU:HD11	14:N:53:LEU:HD23	1.97	0.46
16:P:26:ARG:CD	16:P:31:LYS:O	2.64	0.46
17:Q:22:LEU:HD12	17:Q:23:VAL:N	2.31	0.46
2:B:9:GLU:HG2	2:B:217:ARG:HH22	1.80	0.46
20:T:43:LEU:HD13	20:T:51:GLU:CG	2.46	0.46
16:P:52:ASP:CG	16:P:55:ARG:HG3	2.35	0.46
12:L:93:LEU:CB	12:L:96:VAL:HG21	2.46	0.46
12:L:10:LEU:HD21	12:L:15:ARG:NE	2.31	0.46
1:A:650:G:O2'	1:A:651:C:H5'	2.16	0.46
11:K:24:SER:O	11:K:88:GLY:HA3	2.14	0.46
10:J:6:ILE:CG2	10:J:98:ILE:HA	2.39	0.46
2:B:221:LEU:O	2:B:221:LEU:HD13	2.15	0.46
1:A:251:G:H4'	1:A:252:U:O5'	2.15	0.46
1:A:1181:G:H2'	1:A:1182:G:C4	2.51	0.46

*Continued on next page...*

*Continued from previous page...*

Atom-1	Atom-2	Interatomic distance (Å)	Clash overlap (Å)
4:D:31:CYS:SG	4:D:31:CYS:O	2.73	0.46
1:A:1129:C:O2'	1:A:1130:A:P	2.74	0.46
1:A:1208:C:H2'	1:A:1209:C:C6	2.51	0.46
4:D:154:ASN:HB3	4:D:159:ARG:NH2	2.31	0.46
12:L:59:ARG:NH1	12:L:65:GLU:OE2	2.49	0.46
10:J:15:THR:O	10:J:18:ALA:HB3	2.16	0.46
17:Q:24:GLU:OE2	17:Q:37:LYS:HD3	2.16	0.46
2:B:97:TRP:CH2	2:B:101:MET:HB2	2.51	0.46
1:A:1314:C:OP2	19:S:6:LYS:HG3	2.16	0.46
21:U:6:ARG:NH2	21:U:15:ARG:HE	2.12	0.46
13:M:20:THR:C	13:M:22:ILE:H	2.20	0.46
14:N:29:ARG:NH1	14:N:29:ARG:HG2	2.29	0.46
23:Y:29:U:O2'	23:Y:30:C:H5'	2.16	0.46
3:C:129:ALA:HB3	3:C:132:ARG:NH1	2.31	0.46
1:A:151:A:H2'	1:A:152:A:O4'	2.16	0.46
12:L:43:VAL:HG12	12:L:44:THR:N	2.31	0.46
1:A:631:G:H5'	1:A:632:A:OP1	2.16	0.46
2:B:118:LEU:C	2:B:120:ALA:N	2.69	0.46
1:A:542:G:H5'	4:D:41:GLY:HA3	1.98	0.46
15:O:70:LEU:HD12	15:O:78:TYR:CA	2.46	0.46
5:E:28:PHE:O	5:E:47:LYS:HA	2.16	0.46
5:E:50:GLU:HB3	5:E:53:LEU:HD21	1.98	0.46
19:S:20:LEU:O	19:S:23:ASN:HB2	2.16	0.46
7:G:126:ASP:CG	7:G:131:LYS:HE3	2.36	0.46
14:N:5:ALA:O	14:N:8:GLU:HG2	2.16	0.46
1:A:1487:G:O2'	1:A:1488:G:H5'	2.15	0.46
4:D:57:ARG:HD3	4:D:205:GLU:HB2	1.98	0.46
14:N:22:THR:HG23	14:N:33:VAL:HG23	1.98	0.46
11:K:18:ARG:NH1	11:K:36:ASP:C	2.69	0.46
4:D:101:LEU:O	4:D:102:ASP:C	2.54	0.46
5:E:36:ASP:OD1	5:E:38:GLN:N	2.46	0.46
7:G:6:ARG:HH11	7:G:6:ARG:HB3	1.81	0.46
1:A:1405:G:O2'	1:A:1406:U:H5'	2.15	0.46
1:A:942:G:H2'	1:A:943:U:C6	2.51	0.46
1:A:833:U:H2'	1:A:834:C:C6	2.51	0.46
2:B:140:HIS:HA	2:B:143:GLU:OE1	2.16	0.46
11:K:76:GLY:O	11:K:78:GLN:HG3	2.16	0.46
4:D:90:GLY:O	4:D:93:PHE:HB3	2.16	0.46
1:A:1470:G:O2'	1:A:1471:G:H5'	2.15	0.46
11:K:111:ASP:CG	11:K:111:ASP:O	2.55	0.46
20:T:53:LEU:HB2	20:T:100:ILE:HG23	1.96	0.46

*Continued on next page...*

*Continued from previous page...*

Atom-1	Atom-2	Interatomic distance (Å)	Clash overlap (Å)
20:T:53:LEU:HD23	20:T:56:MET:CE	2.45	0.46
2:B:233:SER:OG	2:B:234:PRO:HD2	2.16	0.46
14:N:45:ARG:O	14:N:49:HIS:CD2	2.69	0.46
13:M:14:ARG:HH11	13:M:14:ARG:CB	2.28	0.46
1:A:961:U:O2'	1:A:962:C:H5'	2.16	0.46
2:B:42:ILE:H	2:B:42:ILE:CD1	2.28	0.46
1:A:1246:C:O2'	1:A:1247:U:H5'	2.16	0.46
4:D:61:LYS:HA	4:D:203:VAL:HG22	1.98	0.46
1:A:956:U:O2'	1:A:957:U:H5'	2.16	0.46
12:L:119:LYS:O	12:L:120:TYR:HB2	2.16	0.46
1:A:1020:U:H2'	1:A:1021:G:H8	1.81	0.45
2:B:72:GLY:HA2	2:B:165:VAL:HG21	1.98	0.45
2:B:230:VAL:CG1	2:B:231:GLU:N	2.80	0.45
4:D:91:SER:O	4:D:94:LEU:N	2.49	0.45
1:A:961:U:H2'	1:A:962:C:H5'	1.98	0.45
6:F:86:ARG:O	6:F:87:ARG:HG2	2.16	0.45
1:A:881:G:P	12:L:12:ARG:HH22	2.39	0.45
1:A:666:G:H5'	1:A:726:C:H1'	1.98	0.45
12:L:111:LYS:O	12:L:112:ASP:HB2	2.16	0.45
1:A:586:C:O2'	1:A:587:G:H5'	2.15	0.45
3:C:34:LEU:HD22	3:C:34:LEU:O	2.15	0.45
13:M:59:TYR:HE1	13:M:63:THR:HG21	1.81	0.45
1:A:1250:A:H2'	1:A:1251:A:C8	2.51	0.45
9:I:79:LEU:HD22	9:I:83:ARG:HG3	1.98	0.45
1:A:268:C:O2'	1:A:269:C:H5'	2.16	0.45
6:F:3:ARG:NH1	6:F:3:ARG:CG	2.76	0.45
21:U:2:GLY:C	21:U:4:GLY:H	2.19	0.45
1:A:1144:G:N2	1:A:1146:A:H62	2.15	0.45
1:A:344:A:H5''	1:A:345:C:H5	1.81	0.45
18:R:26:LEU:HD21	18:R:39:VAL:HG22	1.98	0.45
2:B:69:LEU:HD12	2:B:155:LEU:HD22	1.99	0.45
1:A:960:U:H1'	1:A:1223:C:H5'	1.98	0.45
2:B:102:LEU:HD12	2:B:102:LEU:N	2.31	0.45
2:B:9:GLU:HG2	2:B:217:ARG:HH12	1.80	0.45
1:A:1367:C:H4'	10:J:48:THR:HG21	1.99	0.45
8:H:6:ILE:HB	8:H:85:ARG:NH1	2.31	0.45
1:A:1320:C:OP1	19:S:70:LYS:HE2	2.16	0.45
7:G:99:LEU:HD23	7:G:102:ARG:NH1	2.32	0.45
1:A:7:G:H5'	1:A:298:A:H5'	1.98	0.45
1:A:1402:C:O2	1:A:1500:A:N1	2.49	0.45
4:D:127:THR:CG2	4:D:147:ALA:HB3	2.45	0.45

*Continued on next page...*

*Continued from previous page...*

Atom-1	Atom-2	Interatomic distance (Å)	Clash overlap (Å)
13:M:114:ARG:HH11	13:M:114:ARG:HG2	1.82	0.45
12:L:90:VAL:CG1	12:L:93:LEU:HG	2.45	0.45
1:A:1229:A:C2	1:A:1230:C:C4	3.04	0.45
1:A:775:G:O2'	1:A:776:G:H5'	2.17	0.45
23:Y:39:G:O2'	23:Y:40:G:H5'	2.17	0.45
7:G:77:SER:HB2	7:G:86:GLN:OE1	2.17	0.45
2:B:80:ILE:HD11	2:B:208:ILE:CG2	2.41	0.45
1:A:1399:C:C2	1:A:1502:A:N6	2.85	0.45
1:A:1370:G:O2'	1:A:1371:G:H5'	2.17	0.45
6:F:15:ASP:N	6:F:18:GLN:NE2	2.60	0.45
5:E:81:GLU:HG3	5:E:90:VAL:CG2	2.47	0.45
1:A:342:C:O2'	1:A:343:U:H5'	2.17	0.45
14:N:6:LEU:C	14:N:8:GLU:H	2.17	0.45
18:R:40:LEU:HB3	18:R:79:LEU:HD11	1.99	0.45
16:P:19:ILE:HG22	16:P:36:ILE:CG1	2.45	0.45
10:J:20:ALA:C	10:J:22:LYS:H	2.19	0.45
11:K:18:ARG:NH1	11:K:37:GLY:N	2.64	0.45
16:P:59:TRP:HB3	16:P:64:ALA:HB2	1.99	0.45
1:A:1438:G:H2'	1:A:1439:C:C6	2.51	0.45
3:C:95:THR:OG1	3:C:96:GLY:N	2.46	0.45
1:A:1310:G:N7	19:S:2:PRO:HD3	2.31	0.45
6:F:4:TYR:CE1	6:F:92:LYS:HG2	2.51	0.45
21:U:6:ARG:HE	21:U:15:ARG:HE	1.62	0.45
1:A:1296:C:H5''	13:M:14:ARG:HD2	1.97	0.45
2:B:111:ARG:CB	2:B:149:LEU:HD11	2.43	0.45
14:N:24:CYS:HB2	14:N:29:ARG:HB3	1.98	0.45
1:A:613:C:O2'	1:A:614:A:H5'	2.17	0.45
3:C:70:VAL:HG12	3:C:71:ALA:H	1.82	0.45
10:J:71:LEU:HD13	10:J:72:VAL:N	2.31	0.45
1:A:736:C:H2'	1:A:737:A:C8	2.50	0.45
9:I:36:TYR:CD2	9:I:37:PHE:CE2	3.04	0.45
15:O:17:ARG:NH1	15:O:17:ARG:CG	2.79	0.45
5:E:51:VAL:O	5:E:55:VAL:HG23	2.16	0.45
17:Q:3:LYS:CB	17:Q:61:GLU:HB2	2.45	0.45
13:M:31:LYS:O	13:M:35:GLU:HB2	2.16	0.45
20:T:43:LEU:HD12	20:T:52:ALA:HA	1.98	0.45
1:A:489:C:H2'	1:A:490:G:H8	1.82	0.45
1:A:1315:U:H2'	1:A:1316:G:O4'	2.17	0.45
10:J:26:ALA:HB3	10:J:85:LEU:CD2	2.47	0.45
14:N:14:PRO:O	14:N:15:LYS:CB	2.59	0.45
1:A:1003:G:N2	1:A:1038:C:C2	2.84	0.45

*Continued on next page...*

*Continued from previous page...*

Atom-1	Atom-2	Interatomic distance (Å)	Clash overlap (Å)
15:O:65:ARG:HG2	15:O:65:ARG:NH1	2.28	0.45
19:S:10:PHE:H	19:S:10:PHE:HD2	1.65	0.45
1:A:1481:U:C2'	1:A:1482:G:H5'	2.46	0.45
1:A:1152:A:H2'	1:A:1153:C:H6	1.78	0.45
17:Q:95:TYR:N	17:Q:95:TYR:CD1	2.85	0.45
1:A:370:C:C2'	1:A:371:G:H5'	2.47	0.45
6:F:40:VAL:HG23	6:F:62:TRP:O	2.16	0.45
5:E:144:THR:HG23	5:E:146:ALA:H	1.80	0.45
1:A:993:G:O2'	1:A:994:A:P	2.75	0.45
5:E:129:ILE:HG23	5:E:133:TYR:HE1	1.81	0.45
9:I:4:TYR:CE2	9:I:88:TYR:HD1	2.35	0.45
1:A:243:A:C2	1:A:246:A:C8	3.05	0.45
2:B:209:ARG:HH11	2:B:209:ARG:HG2	1.82	0.45
15:O:10:LYS:HE2	15:O:14:GLU:HB2	1.99	0.45
1:A:1047:G:C2'	1:A:1048:G:C5'	2.83	0.45
1:A:1328:C:OP2	21:U:7:ARG:HD3	2.17	0.45
1:A:1488:G:H2'	1:A:1489:G:C8	2.51	0.45
1:A:1427:U:H2'	1:A:1428:A:H8	1.81	0.45
20:T:10:LEU:O	20:T:12:ALA:N	2.50	0.45
12:L:93:LEU:HB2	12:L:96:VAL:CG2	2.46	0.45
1:A:539:A:H2'	1:A:540:G:H8	1.80	0.45
6:F:75:LEU:O	6:F:78:GLU:HB3	2.17	0.45
2:B:157:ARG:O	2:B:158:LEU:C	2.55	0.45
1:A:825:G:N2	8:H:11:THR:HG21	2.32	0.45
10:J:79:ARG:O	10:J:83:GLU:OE1	2.35	0.45
2:B:165:VAL:O	2:B:187:LEU:O	2.35	0.45
1:A:628:G:O2'	1:A:629:G:H5'	2.17	0.45
6:F:42:GLU:HG3	6:F:61:LEU:HD23	1.98	0.45
17:Q:55:ASP:OD1	17:Q:79:SER:HB3	2.17	0.45
3:C:154:SER:HB3	3:C:165:THR:HG23	1.99	0.45
10:J:27:ALA:HA	10:J:81:THR:CG2	2.36	0.44
5:E:28:PHE:CD2	5:E:51:VAL:HG22	2.52	0.44
2:B:223:ILE:HA	2:B:226:ARG:NH2	2.32	0.44
3:C:100:ALA:HB1	3:C:102:ASN:HD21	1.82	0.44
1:A:408:A:O2'	1:A:409:G:H5'	2.17	0.44
12:L:115:LYS:O	12:L:117:ARG:N	2.47	0.44
1:A:951:G:O6	13:M:105:THR:HG21	2.17	0.44
1:A:543:C:O2'	1:A:544:G:H5'	2.17	0.44
1:A:1227:A:H8	1:A:1227:A:H3'	1.80	0.44
4:D:42:GLN:CG	4:D:42:GLN:O	2.65	0.44
1:A:399:G:H2'	1:A:400:C:C6	2.52	0.44

*Continued on next page...*

*Continued from previous page...*

Atom-1	Atom-2	Interatomic distance (Å)	Clash overlap (Å)
2:B:142:LEU:O	2:B:146:GLN:HG3	2.18	0.44
2:B:15:VAL:HG21	2:B:210:SER:N	2.32	0.44
2:B:217:ARG:HA	2:B:220:ASP:OD2	2.17	0.44
10:J:48:THR:HG1	10:J:62:HIS:CD2	2.35	0.44
16:P:57:ARG:HH12	16:P:79:VAL:CA	2.29	0.44
9:I:10:ARG:HG2	9:I:75:ASP:CB	2.48	0.44
18:R:44:LEU:CD1	18:R:79:LEU:HD22	2.47	0.44
10:J:55:LYS:HG3	10:J:56:HIS:H	1.82	0.44
1:A:1074:G:O3'	2:B:103:THR:CG2	2.65	0.44
1:A:536:C:H2'	1:A:537:G:C8	2.52	0.44
1:A:768:A:H2'	1:A:769:G:O4'	2.17	0.44
1:A:814:A:H2'	1:A:816:A:H5''	2.00	0.44
11:K:16:SER:HA	11:K:79:SER:O	2.16	0.44
1:A:1460:A:H2'	1:A:1461:G:O4'	2.17	0.44
1:A:472:A:H4'	16:P:80:PHE:O	2.17	0.44
1:A:1118:C:H1'	1:A:1179:A:C4	2.52	0.44
2:B:55:PHE:O	2:B:58:ILE:HB	2.18	0.44
9:I:11:LYS:O	9:I:12:GLU:HB3	2.17	0.44
11:K:116:HIS:O	11:K:117:ASN:HB2	2.18	0.44
17:Q:66:SER:OG	17:Q:69:LYS:HB2	2.18	0.44
19:S:16:LEU:C	19:S:19:VAL:HG12	2.37	0.44
1:A:1305:G:O2'	1:A:1331:G:N2	2.50	0.44
18:R:69:THR:O	18:R:72:ARG:HB2	2.18	0.44
4:D:201:GLN:O	4:D:205:GLU:HG3	2.17	0.44
1:A:149:A:H2'	1:A:150:C:C6	2.52	0.44
1:A:168:G:O2'	1:A:169:C:H5'	2.18	0.44
9:I:34:ASN:O	9:I:38:GLN:HB2	2.17	0.44
1:A:1349:A:P	9:I:118:LYS:NZ	2.90	0.44
8:H:9:MET:O	8:H:10:LEU:C	2.55	0.44
15:O:26:GLU:HA	15:O:81:LEU:HD11	1.99	0.44
1:A:1084:G:H5'	1:A:1102:A:OP2	2.17	0.44
1:A:1347:G:H2'	1:A:1373:G:N1	2.32	0.44
1:A:57:G:H2'	1:A:58:C:H6	1.77	0.44
1:A:1318:A:H1'	19:S:37:ARG:HH11	1.82	0.44
1:A:862:C:O2'	1:A:863:U:H5'	2.17	0.44
12:L:57:LYS:HE3	12:L:65:GLU:HG2	1.98	0.44
18:R:17:SER:CB	18:R:54:ARG:HB3	2.48	0.44
11:K:40:ILE:HG23	11:K:75:TYR:CE2	2.52	0.44
14:N:50:LYS:HB3	14:N:50:LYS:HE2	1.75	0.44
20:T:57:ARG:CZ	20:T:102:GLY:HA3	2.46	0.44
2:B:216:SER:OG	2:B:217:ARG:N	2.51	0.44

*Continued on next page...*

*Continued from previous page...*

Atom-1	Atom-2	Interatomic distance (Å)	Clash overlap (Å)
5:E:76:ILE:HG23	5:E:77:PRO:HD2	1.99	0.44
1:A:716:A:N3	11:K:117:ASN:O	2.51	0.44
9:I:8:GLY:HA2	9:I:79:LEU:HB3	1.98	0.44
16:P:8:ARG:HG2	16:P:17:TYR:CE2	2.53	0.44
8:H:122:ARG:HH11	8:H:122:ARG:CB	2.31	0.44
1:A:1005:A:H2'	1:A:1006:C:H5'	1.99	0.44
1:A:403:C:O2'	1:A:404:U:H5'	2.17	0.44
1:A:1372:U:C2'	1:A:1373:G:H5'	2.48	0.44
1:A:502:G:O2'	1:A:503:C:H5'	2.18	0.44
1:A:554:C:H2'	1:A:555:C:H6	1.83	0.44
13:M:119:GLY:O	13:M:121:LYS:HG3	2.17	0.44
13:M:62:ASN:HA	13:M:62:ASN:HD22	1.64	0.44
13:M:96:LEU:C	13:M:110:ARG:HG2	2.37	0.44
3:C:14:ILE:CG2	3:C:15:THR:N	2.65	0.44
2:B:15:VAL:HG21	2:B:210:SER:CA	2.47	0.44
19:S:44:MET:HB2	19:S:62:ILE:CD1	2.48	0.44
1:A:1251:A:H5''	9:I:12:GLU:OE2	2.17	0.44
13:M:120:LYS:HZ1	13:M:122:LYS:HB3	1.80	0.44
6:F:10:LEU:HD23	6:F:85:VAL:HA	2.00	0.44
12:L:56:ALA:O	12:L:67:THR:HA	2.17	0.44
7:G:113:GLU:H	7:G:113:GLU:CD	2.21	0.44
7:G:115:ARG:HB2	7:G:118:VAL:HG23	2.00	0.44
19:S:13:ASP:O	19:S:17:GLU:HG2	2.17	0.44
7:G:126:ASP:OD1	7:G:131:LYS:HE3	2.17	0.44
4:D:140:VAL:CG1	4:D:146:ILE:HD11	2.47	0.44
4:D:25:ARG:C	4:D:27:TYR:H	2.17	0.44
3:C:23:TYR:C	3:C:23:TYR:CD2	2.90	0.44
1:A:142:G:N3	1:A:196:A:C2	2.86	0.44
17:Q:22:LEU:HD12	17:Q:23:VAL:H	1.82	0.44
2:B:53:ARG:NH1	2:B:199:TYR:HD2	2.16	0.44
1:A:911:U:OP1	12:L:95:GLY:HA2	2.18	0.44
10:J:21:GLN:O	10:J:25:GLU:HG2	2.17	0.44
8:H:105:ARG:H	8:H:105:ARG:HD3	1.83	0.44
6:F:69:GLU:HA	6:F:72:VAL:HG23	2.00	0.44
8:H:87:SER:CB	8:H:93:VAL:H	2.31	0.44
19:S:17:GLU:HA	19:S:20:LEU:HG	1.98	0.44
13:M:87:TYR:O	13:M:90:LEU:HB2	2.18	0.44
15:O:4:THR:OG1	15:O:7:GLU:HG3	2.18	0.44
4:D:3:ARG:HH12	4:D:115:ARG:HB3	1.81	0.44
13:M:57:ARG:HB2	13:M:57:ARG:HE	1.56	0.44
1:A:1130:A:P	1:A:1131:G:OP2	2.75	0.44

*Continued on next page...*



*Continued from previous page...*

Atom-1	Atom-2	Interatomic distance (Å)	Clash overlap (Å)
5:E:144:THR:HG23	5:E:146:ALA:N	2.33	0.44
1:A:730:G:C5	1:A:731:G:H1'	2.52	0.44
3:C:69:HIS:HA	3:C:104:GLN:O	2.17	0.44
3:C:113:ALA:N	3:C:114:PRO:CD	2.80	0.44
12:L:54:LYS:N	12:L:54:LYS:HD2	2.33	0.44
1:A:1042:G:O2'	1:A:1043:C:H5'	2.18	0.44
2:B:114:ARG:HH11	2:B:118:LEU:HB2	1.82	0.44
4:D:36:ARG:HA	4:D:38:TYR:CE2	2.53	0.44
1:A:1123:A:O2'	10:J:38:ILE:HG23	2.18	0.44
3:C:172:ARG:HH12	3:C:174:PRO:CG	2.27	0.44
4:D:3:ARG:NH1	4:D:115:ARG:HD2	2.28	0.44
18:R:26:LEU:HD21	18:R:39:VAL:CG2	2.47	0.44
1:A:22:G:H4'	1:A:885:G:C8	2.52	0.44
1:A:473:G:H5''	16:P:81:ARG:NH1	2.32	0.44
10:J:42:THR:HG22	10:J:43:ARG:N	2.31	0.44
8:H:121:ASP:OD2	8:H:125:ARG:NH2	2.51	0.44
1:A:119:A:H4'	1:A:120:A:O5'	2.17	0.44
20:T:24:LEU:HD12	20:T:24:LEU:HA	1.74	0.44
3:C:76:VAL:O	3:C:83:ARG:HG3	2.17	0.44
20:T:100:ILE:C	20:T:102:GLY:N	2.70	0.44
2:B:55:PHE:CE2	2:B:218:ALA:HA	2.52	0.44
1:A:969:A:C2'	1:A:970:C:H5'	2.48	0.44
1:A:255:G:O6	1:A:266:G:O6	2.35	0.44
9:I:10:ARG:CZ	9:I:105:ASP:OD2	2.65	0.44
6:F:42:GLU:HG3	6:F:61:LEU:CD2	2.48	0.44
3:C:162:GLN:O	3:C:164:ARG:HG2	2.18	0.44
9:I:27:THR:OG1	9:I:30:GLY:HA2	2.18	0.44
16:P:81:ARG:HG2	16:P:83:GLU:OE2	2.18	0.44
6:F:75:LEU:C	6:F:75:LEU:HD23	2.38	0.44
8:H:95:VAL:HB	8:H:99:GLU:HB2	2.00	0.44
10:J:29:ARG:H	10:J:29:ARG:HG2	1.65	0.43
20:T:72:LEU:O	20:T:73:HIS:C	2.55	0.43
1:A:1020:U:H2'	1:A:1021:G:C8	2.53	0.43
14:N:15:LYS:HB3	14:N:16:PHE:CD1	2.53	0.43
4:D:24:GLU:C	4:D:26:CYS:H	2.20	0.43
1:A:376:G:P	16:P:67:THR:HG21	2.57	0.43
13:M:108:ARG:NH2	13:M:114:ARG:HA	2.33	0.43
1:A:1000:U:O2'	1:A:1001:A:H5'	2.19	0.43
7:G:37:ASN:O	7:G:38:LEU:C	2.56	0.43
5:E:112:LEU:HA	5:E:112:LEU:HD23	1.85	0.43
15:O:88:ARG:HB3	15:O:89:GLY:H	1.66	0.43

*Continued on next page...*

*Continued from previous page...*

Atom-1	Atom-2	Interatomic distance (Å)	Clash overlap (Å)
9:I:81:ILE:O	9:I:85:LEU:HB2	2.18	0.43
7:G:27:ILE:HD11	7:G:43:PHE:CD2	2.53	0.43
8:H:60:ARG:CG	8:H:60:ARG:NH1	2.78	0.43
1:A:946:A:H2'	1:A:947:G:H8	1.77	0.43
9:I:19:LEU:HB3	9:I:59:PHE:CD2	2.53	0.43
2:B:90:MET:HA	2:B:91:PRO:HD3	1.72	0.43
1:A:983:A:HO2'	1:A:1049:U:HO2'	1.66	0.43
17:Q:86:GLU:O	17:Q:87:LYS:C	2.56	0.43
1:A:490:G:O2'	1:A:491:G:H5'	2.18	0.43
1:A:1174:G:H2'	1:A:1175:G:H8	1.83	0.43
1:A:29:G:O2'	1:A:30:U:H5'	2.18	0.43
8:H:30:ARG:O	8:H:33:GLU:HB3	2.18	0.43
1:A:1010:G:O2'	1:A:1011:G:H5'	2.18	0.43
4:D:122:ARG:HA	4:D:122:ARG:HE	1.83	0.43
7:G:52:GLU:O	7:G:52:GLU:HG2	2.17	0.43
10:J:75:ILE:O	10:J:76:ASN:ND2	2.51	0.43
10:J:81:THR:HG22	10:J:85:LEU:CD1	2.47	0.43
2:B:78:GLN:O	2:B:94:ASN:ND2	2.51	0.43
15:O:64:ARG:HH11	15:O:64:ARG:HB2	1.81	0.43
13:M:25:ILE:HD11	13:M:60:VAL:HG13	2.00	0.43
1:A:949:A:H2'	1:A:950:U:O4'	2.18	0.43
4:D:25:ARG:CG	4:D:25:ARG:HH11	2.31	0.43
20:T:39:LYS:O	20:T:43:LEU:HG	2.18	0.43
5:E:144:THR:O	5:E:145:LYS:C	2.56	0.43
11:K:33:THR:HG22	11:K:39:PRO:HA	2.00	0.43
1:A:633:G:H2'	1:A:634:C:C6	2.52	0.43
18:R:37:VAL:O	18:R:41:LYS:CB	2.66	0.43
6:F:45:LEU:HA	6:F:58:GLY:O	2.18	0.43
1:A:583:A:H2'	1:A:584:G:O4'	2.18	0.43
10:J:81:THR:HG22	10:J:85:LEU:HD12	2.00	0.43
1:A:1301:U:O2'	1:A:1302:U:OP1	2.34	0.43
5:E:89:ILE:CD1	5:E:90:VAL:N	2.80	0.43
10:J:63:PHE:HA	14:N:57:ARG:O	2.18	0.43
4:D:25:ARG:HH11	4:D:25:ARG:HG2	1.83	0.43
11:K:83:ILE:N	11:K:83:ILE:HD12	2.33	0.43
1:A:839:U:O2	1:A:839:U:C2'	2.66	0.43
1:A:431:A:H2'	1:A:432:A:O4'	2.19	0.43
20:T:48:LYS:HD3	20:T:48:LYS:N	2.33	0.43
4:D:152:SER:C	4:D:154:ASN:H	2.21	0.43
1:A:302:G:N3	1:A:556:C:H4'	2.34	0.43
18:R:37:VAL:HG22	18:R:78:LEU:HB3	1.99	0.43

*Continued on next page...*

*Continued from previous page...*

Atom-1	Atom-2	Interatomic distance (Å)	Clash overlap (Å)
1:A:1264:C:O2'	1:A:1265:G:H5'	2.19	0.43
5:E:135:THR:O	5:E:138:ALA:HB3	2.18	0.43
10:J:7:LYS:NZ	10:J:40:LEU:HD11	2.32	0.43
19:S:42:PRO:C	19:S:44:MET:H	2.22	0.43
13:M:8:GLU:OE2	13:M:8:GLU:HA	2.19	0.43
1:A:797:C:O2'	1:A:798:G:H5'	2.18	0.43
1:A:1329:A:C2'	1:A:1330:U:H5'	2.48	0.43
16:P:53:VAL:O	16:P:57:ARG:HG3	2.17	0.43
20:T:13:LEU:HD12	20:T:14:LYS:N	2.33	0.43
1:A:342:C:H2'	1:A:343:U:H5'	2.00	0.43
1:A:1372:U:H2'	1:A:1373:G:O4'	2.19	0.43
9:I:9:ARG:HG3	9:I:14:VAL:HA	2.00	0.43
3:C:134:ILE:HD11	3:C:153:VAL:HB	2.00	0.43
6:F:74:ASP:OD1	6:F:77:ARG:NH2	2.52	0.43
1:A:357:G:O2'	1:A:358:U:H5'	2.18	0.43
1:A:1360:A:O2'	1:A:1361:G:H5'	2.18	0.43
1:A:692:U:H2'	1:A:694:A:OP2	2.18	0.43
10:J:50:ILE:HD11	10:J:57:LYS:HD3	2.00	0.43
2:B:196:LEU:N	2:B:196:LEU:HD12	2.33	0.43
9:I:128:ARG:HB2	9:I:128:ARG:CZ	2.49	0.43
1:A:954:G:H2'	1:A:955:U:H6	1.83	0.43
6:F:14:LEU:CA	6:F:18:GLN:HE21	2.28	0.43
6:F:62:TRP:CD1	18:R:35:ARG:CZ	3.02	0.43
19:S:13:ASP:O	19:S:14:HIS:C	2.56	0.43
1:A:343:U:H2'	1:A:345:C:C4	2.53	0.43
1:A:1014:A:H2'	1:A:1015:A:C8	2.53	0.43
16:P:20:VAL:CG1	16:P:32:TYR:HB2	2.49	0.43
1:A:434:U:H2'	1:A:435:C:C6	2.53	0.43
1:A:34:C:H1'	12:L:32:PHE:CZ	2.53	0.43
10:J:80:LYS:HB2	10:J:80:LYS:NZ	2.34	0.43
1:A:1278:U:H5''	1:A:1279:A:O4'	2.18	0.43
2:B:114:ARG:HH11	2:B:118:LEU:HD12	1.82	0.43
5:E:76:ILE:HG13	5:E:142:LEU:CD1	2.49	0.43
12:L:60:LEU:N	12:L:64:TYR:O	2.36	0.43
1:A:1366:C:C2	1:A:1367:C:C5	3.07	0.43
1:A:579:G:C5'	1:A:728:A:H1'	2.39	0.43
1:A:1105:A:H2'	1:A:1106:G:H8	1.83	0.43
1:A:1060:C:H2'	1:A:1061:G:H8	1.83	0.43
1:A:6:G:H4'	1:A:298:A:H4'	2.00	0.43
14:N:8:GLU:O	14:N:10:ALA:N	2.51	0.43
1:A:1015:A:H2'	1:A:1016:A:C8	2.54	0.43

*Continued on next page...*

*Continued from previous page...*

Atom-1	Atom-2	Interatomic distance (Å)	Clash overlap (Å)
1:A:1478:C:O2'	1:A:1479:C:H5'	2.19	0.43
1:A:1176:A:H2'	1:A:1177:G:O4'	2.18	0.43
1:A:148:G:H2'	1:A:149:A:C8	2.53	0.43
1:A:1227:A:H3'	1:A:1227:A:C8	2.53	0.43
1:A:1419:G:H2'	1:A:1420:C:O4'	2.18	0.43
3:C:28:GLN:HA	3:C:31:HIS:HD2	1.83	0.43
1:A:316:G:H2'	1:A:317:G:H8	1.84	0.43
4:D:10:ARG:HG3	4:D:10:ARG:HH11	1.84	0.43
13:M:125:ARG:O	13:M:126:LYS:C	2.56	0.43
4:D:98:GLU:CG	4:D:189:PRO:HG3	2.47	0.43
1:A:1497:G:O2'	1:A:1498:U:H5'	2.18	0.43
14:N:8:GLU:OE1	14:N:9:LYS:N	2.51	0.43
7:G:84:ASN:O	7:G:85:TYR:HD2	2.01	0.43
1:A:513:C:H2'	1:A:514:C:H6	1.84	0.43
1:A:335:C:O2'	1:A:336:C:H5'	2.18	0.43
20:T:53:LEU:O	20:T:57:ARG:HD2	2.19	0.43
6:F:4:TYR:OH	6:F:72:VAL:HG21	2.18	0.43
12:L:24:VAL:HG12	12:L:24:VAL:O	2.18	0.43
9:I:100:GLY:C	9:I:102:LEU:N	2.71	0.43
5:E:31:LEU:HA	5:E:31:LEU:HD23	1.86	0.43
17:Q:18:THR:HG23	17:Q:69:LYS:HE3	2.00	0.43
1:A:1226:C:H5'	19:S:80:TYR:CE1	2.54	0.43
1:A:1288:A:H2'	1:A:1289:A:C8	2.54	0.43
14:N:8:GLU:C	14:N:10:ALA:N	2.72	0.43
2:B:172:ILE:HG22	2:B:172:ILE:O	2.18	0.43
17:Q:29:HIS:CG	17:Q:30:PRO:HD2	2.53	0.43
1:A:1349:A:OP2	9:I:118:LYS:NZ	2.52	0.43
7:G:150:ALA:O	11:K:57:THR:HG21	2.19	0.43
1:A:1047:G:O2'	1:A:1048:G:H5'	2.17	0.43
6:F:3:ARG:HB2	6:F:3:ARG:CZ	2.49	0.43
1:A:173:U:H6	1:A:198:G:HO2'	1.64	0.43
1:A:1010:G:H2'	1:A:1011:G:H8	1.83	0.43
1:A:335:C:H2'	1:A:336:C:H6	1.83	0.43
13:M:85:GLY:O	13:M:86:CYS:C	2.57	0.43
4:D:28:SER:C	4:D:30:LYS:H	2.22	0.42
2:B:14:GLY:O	2:B:15:VAL:HG22	2.18	0.42
9:I:11:LYS:O	9:I:12:GLU:CB	2.65	0.42
17:Q:67:LYS:O	17:Q:68:ARG:HB3	2.17	0.42
17:Q:68:ARG:H	17:Q:70:ARG:HH11	1.59	0.42
12:L:73:GLU:O	12:L:74:GLY:O	2.37	0.42
2:B:21:ARG:HB2	2:B:22:LYS:H	1.61	0.42

*Continued on next page...*

*Continued from previous page...*

Atom-1	Atom-2	Interatomic distance (Å)	Clash overlap (Å)
1:A:1422:G:O2'	1:A:1423:G:H5'	2.19	0.42
16:P:43:LYS:CG	16:P:48:TRP:CD2	3.01	0.42
13:M:37:THR:O	13:M:37:THR:HG22	2.19	0.42
5:E:144:THR:O	5:E:147:ASP:N	2.52	0.42
16:P:20:VAL:CG1	16:P:32:TYR:CB	2.97	0.42
18:R:51:LEU:HA	18:R:52:PRO:HD3	1.84	0.42
1:A:1232:U:P	9:I:124:GLN:HE21	2.42	0.42
1:A:283:C:C2	1:A:284:G:C8	3.06	0.42
1:A:1198:G:H2'	1:A:1199:U:C6	2.54	0.42
8:H:80:ILE:HG22	8:H:80:ILE:O	2.18	0.42
14:N:36:PHE:O	14:N:36:PHE:CD1	2.72	0.42
2:B:213:LEU:HD23	2:B:213:LEU:O	2.18	0.42
2:B:73:THR:O	2:B:75:LYS:N	2.52	0.42
1:A:1250:A:H5'	9:I:68:GLY:O	2.19	0.42
1:A:1190:G:HO2'	1:A:1191:A:P	2.41	0.42
17:Q:95:TYR:N	17:Q:95:TYR:HD1	2.17	0.42
1:A:1129:C:OP1	1:A:1130:A:H5''	2.19	0.42
3:C:195:VAL:O	3:C:196:LEU:HD22	2.19	0.42
16:P:59:TRP:HB3	16:P:64:ALA:CB	2.49	0.42
1:A:1001(A):G:H2'	1:A:1002:G:H8	1.84	0.42
4:D:88:VAL:O	4:D:89:THR:C	2.56	0.42
9:I:79:LEU:HD23	9:I:101:PHE:O	2.19	0.42
1:A:327:A:O3'	1:A:328:C:H4'	2.19	0.42
7:G:43:PHE:O	7:G:46:ALA:HB3	2.20	0.42
1:A:1053:G:H3'	1:A:1054:C:C5'	2.48	0.42
1:A:1086:U:H3	1:A:1099:G:N2	2.13	0.42
1:A:1304:G:C6	1:A:1305:G:N1	2.88	0.42
9:I:114:TYR:CE1	10:J:59:SER:O	2.73	0.42
17:Q:27:PHE:HD1	17:Q:28:PRO:O	2.03	0.42
13:M:99:ARG:HG2	13:M:99:ARG:NH1	2.31	0.42
11:K:18:ARG:HH11	11:K:37:GLY:N	2.16	0.42
1:A:782:A:H2'	1:A:783:C:O4'	2.19	0.42
3:C:79:ARG:C	3:C:81:GLY:H	2.22	0.42
1:A:102:G:N3	1:A:151:A:H2	2.17	0.42
11:K:30:VAL:HG21	11:K:65:ALA:HA	2.02	0.42
1:A:841:U:H3'	1:A:848:C:O4'	2.19	0.42
5:E:80:ILE:HD11	5:E:91:LEU:CB	2.38	0.42
10:J:9:ARG:O	10:J:9:ARG:HG3	2.18	0.42
6:F:33:TYR:HA	6:F:71:ARG:NH2	2.26	0.42
2:B:124:SER:C	2:B:126:GLU:H	2.22	0.42
17:Q:67:LYS:CA	17:Q:70:ARG:NH1	2.78	0.42

*Continued on next page...*

*Continued from previous page...*

Atom-1	Atom-2	Interatomic distance (Å)	Clash overlap (Å)
15:O:81:LEU:CD2	15:O:85:LEU:HD12	2.49	0.42
16:P:67:THR:CG2	16:P:68:ASP:N	2.81	0.42
3:C:188:LEU:HD13	3:C:189:ALA:N	2.33	0.42
1:A:837:G:H1	1:A:849:C:H42	1.67	0.42
9:I:9:ARG:HD3	9:I:14:VAL:HG12	2.02	0.42
1:A:594:G:H2'	1:A:595:G:H5'	2.00	0.42
20:T:29:LYS:O	20:T:33:ILE:HG13	2.20	0.42
1:A:685:G:C2	1:A:686:U:C4	3.08	0.42
1:A:131:C:H2'	1:A:132:C:C6	2.55	0.42
3:C:11:ARG:O	3:C:14:ILE:O	2.37	0.42
2:B:204:ASN:ND2	2:B:206:ASP:N	2.66	0.42
2:B:73:THR:HB	2:B:170:GLU:OE1	2.19	0.42
9:I:17:VAL:HG21	9:I:80:GLY:HA3	2.01	0.42
5:E:12:LEU:C	5:E:12:LEU:HD22	2.39	0.42
6:F:3:ARG:HD3	6:F:64:GLN:NE2	2.34	0.42
1:A:1357:A:C8	1:A:1358:U:C5	3.07	0.42
4:D:33:MET:HE3	4:D:37:PRO:HB2	2.02	0.42
1:A:693:G:C8	1:A:1539:C:H1'	2.55	0.42
1:A:112:G:H5'	1:A:389:A:H4'	2.00	0.42
1:A:107:G:H2'	1:A:108:G:C5'	2.49	0.42
18:R:36:ASN:HD21	18:R:38:GLU:HB2	1.84	0.42
1:A:1238:A:OP1	1:A:1336:C:H5	2.03	0.42
1:A:8:A:N6	4:D:205:GLU:O	2.52	0.42
16:P:4:ILE:HG13	16:P:64:ALA:HB1	2.02	0.42
9:I:9:ARG:CD	9:I:14:VAL:HG12	2.49	0.42
11:K:58:PRO:O	11:K:61:ALA:HB3	2.18	0.42
5:E:36:ASP:CG	5:E:40:ARG:HB2	2.40	0.42
17:Q:51:TYR:N	17:Q:51:TYR:CD1	2.87	0.42
1:A:554:C:H2'	1:A:555:C:C6	2.55	0.42
1:A:1179:A:C2'	1:A:1180:A:H5'	2.49	0.42
1:A:131:C:H2'	1:A:132:C:H6	1.85	0.42
1:A:1416:G:C2'	1:A:1417:G:H5'	2.49	0.42
17:Q:69:LYS:O	17:Q:70:ARG:HD2	2.20	0.42
8:H:48:TYR:O	8:H:49:GLU:HB3	2.18	0.42
8:H:50:ARG:O	8:H:51:VAL:HG13	2.20	0.42
11:K:48:ILE:HD13	11:K:48:ILE:N	2.34	0.42
1:A:1298:C:H4'	1:A:1299:A:O4'	2.20	0.42
19:S:15:LEU:O	19:S:16:LEU:C	2.58	0.42
1:A:1496:C:H2'	1:A:1497:G:O4'	2.20	0.42
1:A:1435:G:H2'	1:A:1436:U:H6	1.78	0.42
1:A:1004:A:H8	1:A:1036:G:N2	2.16	0.42

*Continued on next page...*

*Continued from previous page...*

Atom-1	Atom-2	Interatomic distance (Å)	Clash overlap (Å)
10:J:90:LEU:H	10:J:91:PRO:HD3	1.84	0.42
1:A:1359:C:OP1	14:N:22:THR:HG22	2.19	0.42
3:C:134:ILE:HG22	3:C:168:ALA:HB3	2.02	0.42
3:C:79:ARG:HG3	3:C:79:ARG:NH1	2.35	0.42
3:C:157:ILE:HD12	3:C:166:GLU:HG3	2.02	0.42
3:C:34:LEU:C	3:C:34:LEU:HD13	2.39	0.42
1:A:115:G:H1'	1:A:116:A:N7	2.35	0.42
1:A:706:A:H1'	11:K:29:ILE:HD11	2.02	0.42
1:A:1005:A:H2'	1:A:1006:C:O4'	2.19	0.42
2:B:68:ILE:O	2:B:90:MET:HB3	2.20	0.42
8:H:35:ILE:HG22	8:H:39:LEU:CD2	2.49	0.42
1:A:1360:A:H8	1:A:1360:A:OP1	2.02	0.42
1:A:737:A:H1'	6:F:73:ASN:ND2	2.34	0.42
1:A:1251:A:H1'	1:A:1369:C:O2'	2.19	0.42
9:I:112:LYS:HD3	9:I:112:LYS:C	2.40	0.42
1:A:718:G:H5'	11:K:117:ASN:HD22	1.79	0.42
1:A:1108:G:H4'	1:A:1191:A:O4'	2.20	0.42
1:A:268:C:H2'	1:A:269:C:H6	1.84	0.42
1:A:1206:G:C6	1:A:1207:G:C5	3.07	0.42
3:C:107:GLN:O	3:C:108:ASN:CB	2.68	0.42
1:A:1026:G:C3'	1:A:1027:C:C5'	2.94	0.42
2:B:132:LYS:HD2	2:B:132:LYS:N	2.35	0.42
1:A:620:C:C1'	4:D:135:LEU:HD13	2.49	0.42
4:D:26:CYS:HA	4:D:31:CYS:HB2	2.01	0.42
2:B:61:LEU:HD21	2:B:160:ASP:HB2	2.01	0.42
1:A:1074:G:O2'	2:B:103:THR:HG22	2.20	0.42
1:A:291:C:O2'	1:A:292:G:H5'	2.19	0.42
2:B:24:TRP:CD1	2:B:24:TRP:N	2.86	0.42
10:J:40:LEU:HB2	10:J:69:ASN:HB3	2.01	0.42
20:T:53:LEU:HD13	20:T:101:GLY:H	1.85	0.42
2:B:86:GLU:C	2:B:88:ALA:N	2.72	0.42
5:E:78:HIS:HD2	8:H:107:LEU:HD12	1.85	0.42
1:A:1505:G:H3'	1:A:1505:G:C8	2.55	0.42
1:A:267:C:OP1	17:Q:67:LYS:HB2	2.19	0.42
15:O:29:VAL:HG12	15:O:85:LEU:CD1	2.50	0.42
1:A:298:A:H2'	1:A:299:G:O4'	2.20	0.42
3:C:131:ARG:HD3	3:C:166:GLU:OE2	2.19	0.42
1:A:669:U:H2'	1:A:670:G:C8	2.55	0.42
1:A:242:C:C2'	1:A:243:A:H5'	2.50	0.42
2:B:88:ALA:HB2	2:B:219:VAL:CG1	2.45	0.42
9:I:99:LEU:CB	9:I:101:PHE:CE1	3.02	0.42

*Continued on next page...*

*Continued from previous page...*

Atom-1	Atom-2	Interatomic distance (Å)	Clash overlap (Å)
19:S:16:LEU:O	19:S:20:LEU:HG	2.20	0.42
1:A:1305:G:C5'	21:U:4:GLY:HA3	2.49	0.42
1:A:179:A:H2'	1:A:180:U:H6	1.81	0.42
8:H:86:ILE:HD12	8:H:133:LEU:CD2	2.50	0.42
7:G:5:ARG:HG2	7:G:6:ARG:H	1.84	0.42
1:A:921:U:O2'	5:E:19:MET:O	2.27	0.42
1:A:959:A:C2	1:A:1222:G:O4'	2.73	0.42
17:Q:78:GLU:OE2	17:Q:81:ARG:HD2	2.20	0.42
1:A:41:G:H2'	1:A:42:G:H8	1.84	0.42
8:H:88:LYS:O	8:H:92:ARG:HD2	2.20	0.42
1:A:647:C:O2'	1:A:648:A:H5'	2.19	0.42
1:A:495:A:H4'	1:A:496:A:OP1	2.18	0.42
2:B:114:ARG:HA	2:B:117:GLU:HG3	2.02	0.41
10:J:57:LYS:CE	10:J:60:ARG:NH2	2.83	0.41
13:M:122:LYS:HD2	13:M:122:LYS:HA	1.84	0.41
8:H:6:ILE:O	8:H:10:LEU:HG	2.19	0.41
17:Q:68:ARG:HA	17:Q:68:ARG:HD2	1.87	0.41
15:O:8:LYS:O	15:O:11:VAL:CG1	2.68	0.41
7:G:104:LEU:HA	7:G:104:LEU:HD23	1.79	0.41
1:A:1540:U:C6	1:A:1540:U:C3'	3.03	0.41
11:K:34:ASP:OD1	11:K:36:ASP:N	2.46	0.41
1:A:429:U:H1'	1:A:430:A:H5"	2.02	0.41
5:E:43:LEU:HD11	5:E:132:ALA:HB1	2.00	0.41
1:A:1275:A:H2'	1:A:1276:G:O4'	2.20	0.41
2:B:82:ARG:HB2	2:B:94:ASN:HD22	1.85	0.41
3:C:119:ARG:HE	3:C:140:ARG:HE	1.65	0.41
1:A:818:G:H3'	1:A:819:A:H5"	2.02	0.41
8:H:122:ARG:HB3	8:H:122:ARG:HH11	1.80	0.41
3:C:147:LYS:HE2	3:C:205:GLY:CA	2.46	0.41
4:D:199:ASN:ND2	4:D:201:GLN:HB2	2.35	0.41
1:A:105:G:H2'	1:A:106:C:H6	1.84	0.41
1:A:162:A:H2'	1:A:163:C:H5'	2.01	0.41
1:A:182:U:O4	1:A:223:U:H1'	2.20	0.41
3:C:25:GLY:O	3:C:27:LYS:N	2.54	0.41
17:Q:68:ARG:HH11	17:Q:68:ARG:CG	2.33	0.41
6:F:30:LEU:O	6:F:35:ALA:HB3	2.21	0.41
18:R:46:GLU:CD	18:R:46:GLU:N	2.68	0.41
13:M:81:LEU:HA	13:M:81:LEU:HD23	1.80	0.41
1:A:323:U:H5'	20:T:23:ARG:HB2	2.02	0.41
5:E:129:ILE:N	5:E:129:ILE:HD12	2.33	0.41
8:H:86:ILE:CD1	8:H:133:LEU:HD22	2.50	0.41

*Continued on next page...*



*Continued from previous page...*

Atom-1	Atom-2	Interatomic distance (Å)	Clash overlap (Å)
9:I:23:ASN:HB3	9:I:60:ASP:OD1	2.21	0.41
1:A:532:A:O2'	1:A:533:A:P	2.79	0.41
3:C:6:HIS:CD2	3:C:8:ILE:HB	2.55	0.41
3:C:58:GLU:O	3:C:64:VAL:HA	2.20	0.41
2:B:205:ASP:OD1	2:B:206:ASP:N	2.53	0.41
19:S:40:ILE:HB	19:S:67:VAL:O	2.20	0.41
6:F:15:ASP:O	6:F:17:SER:N	2.53	0.41
8:H:48:TYR:HA	8:H:60:ARG:O	2.21	0.41
15:O:81:LEU:C	15:O:81:LEU:HD23	2.41	0.41
15:O:39:LEU:HD12	15:O:56:LEU:HB2	2.01	0.41
11:K:12:ARG:O	11:K:13:GLN:O	2.38	0.41
1:A:1486:G:H2'	1:A:1487:G:O4'	2.20	0.41
20:T:23:ARG:HH11	20:T:23:ARG:CG	2.31	0.41
1:A:187:C:H2'	1:A:188:C:C6	2.55	0.41
13:M:96:LEU:O	13:M:97:PRO:C	2.59	0.41
6:F:45:LEU:HD12	6:F:45:LEU:O	2.20	0.41
9:I:13:ALA:CB	9:I:67:GLY:O	2.69	0.41
1:A:1110:A:H8	1:A:1110:A:O5'	2.03	0.41
1:A:77:G:H2'	1:A:78:G:H8	1.84	0.41
19:S:42:PRO:O	19:S:45:VAL:HG23	2.21	0.41
1:A:253:U:H2'	1:A:254:G:C8	2.55	0.41
1:A:1055:A:C6	1:A:1206:G:C5	3.09	0.41
3:C:102:ASN:H	3:C:102:ASN:ND2	2.16	0.41
16:P:42:ARG:O	16:P:43:LYS:C	2.59	0.41
2:B:161:ALA:HB1	2:B:185:ILE:CD1	2.47	0.41
1:A:1488:G:H2'	1:A:1489:G:H8	1.85	0.41
1:A:1056:U:C5'	3:C:163:ALA:HB2	2.50	0.41
3:C:36:ASP:O	3:C:39:ILE:HB	2.20	0.41
5:E:33:VAL:HG11	5:E:109:ILE:HA	2.02	0.41
18:R:47:THR:C	18:R:49:LYS:H	2.24	0.41
7:G:45:ASP:O	7:G:49:ILE:HG13	2.21	0.41
1:A:279:A:C5	17:Q:98:LEU:HD12	2.55	0.41
2:B:73:THR:C	2:B:75:LYS:H	2.24	0.41
2:B:59:GLU:O	2:B:62:ALA:HB3	2.21	0.41
19:S:28:LYS:O	19:S:29:ARG:C	2.59	0.41
3:C:13:GLY:CA	14:N:57:ARG:HH21	2.31	0.41
17:Q:59:ILE:HD13	17:Q:73:VAL:HA	2.03	0.41
11:K:21:ILE:HD13	11:K:94:ALA:CB	2.50	0.41
1:A:1481:U:H2'	1:A:1482:G:O4'	2.21	0.41
1:A:559:A:P	5:E:126:ARG:HH22	2.44	0.41
8:H:116:LYS:CD	8:H:127:LEU:HD22	2.51	0.41

*Continued on next page...*

*Continued from previous page...*

Atom-1	Atom-2	Interatomic distance (Å)	Clash overlap (Å)
1:A:1223:C:P	19:S:78:ARG:HH12	2.43	0.41
1:A:473:G:H2'	1:A:474:G:C8	2.56	0.41
6:F:75:LEU:C	6:F:75:LEU:CD2	2.89	0.41
1:A:98:G:H2'	1:A:99:U:O4'	2.20	0.41
13:M:106:ASN:O	13:M:107:ALA:HB3	2.21	0.41
4:D:60:GLU:HA	4:D:60:GLU:OE1	2.20	0.41
15:O:88:ARG:HD2	15:O:88:ARG:HA	1.93	0.41
2:B:64:ARG:NH1	2:B:64:ARG:HB2	2.36	0.41
1:A:1249:C:H4'	9:I:36:TYR:OH	2.21	0.41
9:I:11:LYS:O	9:I:11:LYS:CG	2.64	0.41
1:A:1054:C:HO2'	1:A:1055:A:C5'	2.33	0.41
1:A:1305:G:N2	1:A:1331:G:C2'	2.83	0.41
1:A:421:U:H4'	1:A:422:C:OP2	2.20	0.41
18:R:39:VAL:CG1	18:R:40:LEU:N	2.84	0.41
4:D:126:ILE:HG22	4:D:127:THR:N	2.35	0.41
1:A:701:C:O2'	1:A:702:A:P	2.78	0.41
7:G:78:ARG:HD3	7:G:79:ARG:N	2.35	0.41
7:G:37:ASN:HD21	9:I:41:VAL:HG23	1.86	0.41
3:C:207:VAL:HG12	3:C:208:ILE:N	2.35	0.41
4:D:52:SER:O	4:D:53:ASP:C	2.56	0.41
1:A:103:C:OP2	20:T:17:ARG:NH1	2.54	0.41
1:A:220:G:O2'	1:A:221:C:H5'	2.20	0.41
3:C:70:VAL:CG1	3:C:71:ALA:H	2.34	0.41
3:C:83:ARG:C	3:C:85:ARG:H	2.24	0.41
2:B:48:MET:O	2:B:51:LEU:HB2	2.20	0.41
1:A:1368:G:OP2	9:I:112:LYS:HD2	2.21	0.41
2:B:109:SER:C	2:B:111:ARG:N	2.74	0.41
7:G:116:ALA:O	7:G:120:ILE:HD12	2.21	0.41
5:E:9:LYS:HG2	5:E:10:MET:N	2.36	0.41
17:Q:51:TYR:C	17:Q:52:LYS:HD2	2.41	0.41
1:A:103:C:P	20:T:17:ARG:NH1	2.94	0.41
1:A:146:G:H2'	1:A:147:G:H8	1.85	0.41
1:A:1092:A:H5''	7:G:4:ARG:CZ	2.51	0.41
1:A:189(A):C:O2'	1:A:189(B):C:H5'	2.20	0.41
4:D:176:LEU:HD12	4:D:177:ASP:H	1.86	0.41
17:Q:98:LEU:O	17:Q:99:SER:O	2.38	0.41
2:B:114:ARG:O	2:B:117:GLU:HG3	2.20	0.41
10:J:7:LYS:HB2	10:J:97:GLU:HB2	2.03	0.41
2:B:74:LYS:C	2:B:76:GLN:H	2.24	0.41
6:F:69:GLU:C	6:F:71:ARG:H	2.24	0.41
9:I:65:VAL:HG11	9:I:73:GLN:CB	2.45	0.41

*Continued on next page...*

*Continued from previous page...*

Atom-1	Atom-2	Interatomic distance (Å)	Clash overlap (Å)
1:A:1202:G:C2	14:N:42:ILE:HG21	2.55	0.41
9:I:7:THR:O	9:I:8:GLY:C	2.57	0.41
1:A:1190:G:H3'	3:C:3:ASN:HD22	1.86	0.41
1:A:1190:G:OP1	3:C:5:ILE:HG13	2.21	0.41
17:Q:67:LYS:HA	17:Q:70:ARG:NH1	2.22	0.41
12:L:75:HIS:HD2	12:L:76:ASN:N	2.19	0.41
1:A:1053:G:C4'	1:A:1054:C:H5'	2.51	0.41
1:A:1034:G:O2'	1:A:1035:A:H5'	2.21	0.41
19:S:36:ARG:NH1	19:S:72:GLY:CA	2.84	0.41
16:P:57:ARG:HH12	16:P:79:VAL:C	2.22	0.41
1:A:421:U:H5'	1:A:422:C:C5	2.56	0.41
21:U:23:PRO:C	21:U:25:LYS:H	2.24	0.41
14:N:11:LYS:C	14:N:13:THR:N	2.74	0.41
14:N:9:LYS:C	14:N:11:LYS:N	2.74	0.41
2:B:68:ILE:HG12	2:B:161:ALA:HB3	2.03	0.41
4:D:120:LEU:HA	4:D:120:LEU:HD23	1.93	0.41
13:M:81:LEU:HD11	13:M:88:ARG:HD3	2.02	0.41
17:Q:58:GLU:O	17:Q:59:ILE:HD13	2.20	0.41
8:H:101:PRO:HG3	8:H:133:LEU:HD11	2.01	0.41
13:M:66:LEU:O	13:M:67:GLU:C	2.59	0.41
1:A:1030:C:H2'	1:A:1030(A):G:C8	2.56	0.41
12:L:109:GLY:O	12:L:110:VAL:C	2.60	0.41
1:A:933:G:OP2	7:G:3:ARG:HB3	2.20	0.41
1:A:1115:C:H1'	14:N:61:TRP:O	2.20	0.41
19:S:40:ILE:HG23	19:S:62:ILE:HD12	2.03	0.41
9:I:43:ALA:HA	9:I:74:ILE:HD13	2.03	0.41
8:H:87:SER:HB2	8:H:93:VAL:H	1.86	0.41
18:R:87:ARG:HG2	18:R:88:LYS:N	2.30	0.41
4:D:194:LEU:HD22	4:D:194:LEU:N	2.36	0.41
1:A:1305:G:N2	1:A:1331:G:HO2'	2.19	0.41
2:B:61:LEU:O	2:B:61:LEU:HD13	2.21	0.41
20:T:41:ILE:CD1	20:T:87:LYS:HD2	2.47	0.41
1:A:1318:A:OP1	19:S:10:PHE:CE1	2.74	0.41
1:A:919:A:O2'	1:A:920:U:H5'	2.21	0.41
1:A:1310:G:O6	19:S:2:PRO:HB3	2.21	0.41
1:A:1179:A:O2'	1:A:1180:A:H5'	2.21	0.41
15:O:66:LEU:O	15:O:69:TYR:HB3	2.21	0.41
1:A:92:C:O2'	1:A:93:G:H5'	2.20	0.41
1:A:1187:G:OP1	9:I:113:LYS:HE2	2.22	0.40
8:H:24:THR:CG2	8:H:63:LEU:HD21	2.43	0.40
1:A:268:C:H2'	1:A:269:C:C6	2.57	0.40

*Continued on next page...*

*Continued from previous page...*

Atom-1	Atom-2	Interatomic distance (Å)	Clash overlap (Å)
3:C:156:ARG:CD	3:C:160:ALA:O	2.69	0.40
2:B:28:PHE:CD1	2:B:194:PRO:HG3	2.56	0.40
18:R:43:PHE:HD2	18:R:56:THR:HG22	1.85	0.40
1:A:1405:G:O4'	1:A:1519:A:H4'	2.21	0.40
1:A:632:A:O2'	1:A:633:G:H5'	2.20	0.40
1:A:132:C:O2'	1:A:133:U:H5'	2.21	0.40
3:C:206:GLU:O	3:C:207:VAL:C	2.59	0.40
1:A:189(A):C:H2'	1:A:189(B):C:H6	1.86	0.40
3:C:175:LEU:HD21	3:C:201:TYR:CE2	2.56	0.40
2:B:108:ILE:HD13	2:B:108:ILE:HA	1.90	0.40
10:J:33:GLN:O	10:J:34:VAL:HB	2.21	0.40
2:B:84:GLU:HB3	2:B:219:VAL:CG2	2.35	0.40
2:B:119:GLU:O	2:B:122:PHE:HB3	2.20	0.40
15:O:2:PRO:HB2	15:O:3:ILE:H	1.74	0.40
10:J:16:LEU:HD23	10:J:16:LEU:HA	1.94	0.40
8:H:82:HIS:O	8:H:137:VAL:HA	2.21	0.40
15:O:10:LYS:HD3	15:O:11:VAL:N	2.35	0.40
23:Y:35:A:H2'	23:Y:36:C:O4'	2.21	0.40
1:A:1296:C:H4'	1:A:1302:U:C5	2.56	0.40
19:S:17:GLU:HG3	19:S:18:LYS:N	2.36	0.40
1:A:706:A:C1'	11:K:29:ILE:HD11	2.51	0.40
6:F:24:GLU:O	6:F:27:GLN:HB2	2.22	0.40
1:A:947:G:H2'	1:A:948:C:O4'	2.22	0.40
16:P:28:ARG:NH1	16:P:29:ASP:OD1	2.54	0.40
6:F:91:VAL:CG1	18:R:72:ARG:NH2	2.84	0.40
1:A:1347:G:C6	9:I:107:ARG:NH2	2.89	0.40
3:C:87:LEU:O	3:C:89:GLU:N	2.55	0.40
9:I:9:ARG:CG	9:I:14:VAL:HG12	2.52	0.40
4:D:100:ARG:NH1	4:D:137:SER:HA	2.37	0.40
16:P:26:ARG:HD2	16:P:31:LYS:O	2.21	0.40
1:A:1169:A:H2'	1:A:1170:A:C8	2.56	0.40
1:A:547:A:H4'	1:A:548:G:O5'	2.20	0.40
1:A:1385:G:O2'	1:A:1386:G:H5'	2.22	0.40
3:C:8:ILE:O	3:C:11:ARG:N	2.49	0.40
4:D:36:ARG:HG2	4:D:38:TYR:CZ	2.56	0.40
20:T:56:MET:HG3	20:T:84:LEU:CD2	2.46	0.40
1:A:1367:C:H5'	10:J:60:ARG:NH1	2.36	0.40
1:A:969:A:O2'	1:A:970:C:H5'	2.21	0.40
2:B:126:GLU:O	2:B:127:ILE:C	2.60	0.40
1:A:327:A:H3'	1:A:328:C:H5''	2.03	0.40
1:A:520:A:O2'	12:L:73:GLU:HG2	2.22	0.40

*Continued on next page...*

*Continued from previous page...*

Atom-1	Atom-2	Interatomic distance (Å)	Clash overlap (Å)
6:F:15:ASP:H	6:F:18:GLN:HE21	1.65	0.40
1:A:1540:U:H2'	1:A:1541:U:O5'	2.22	0.40
14:N:11:LYS:HB2	14:N:11:LYS:HE2	1.89	0.40
18:R:25:THR:O	18:R:26:LEU:HB2	2.20	0.40
12:L:117:ARG:NH2	12:L:124:LYS:HB2	2.36	0.40
1:A:769:G:H4'	1:A:1513:A:H4'	2.03	0.40
3:C:35:GLU:OE2	3:C:59:ARG:NH2	2.50	0.40
12:L:57:LYS:HE3	12:L:65:GLU:CD	2.42	0.40
16:P:1:MET:O	16:P:24:ALA:HB2	2.21	0.40
1:A:616:G:O2'	1:A:617:G:H5'	2.21	0.40
1:A:256:U:O2'	1:A:257:G:H5'	2.21	0.40
5:E:57:LYS:HG2	5:E:61:TYR:CE2	2.56	0.40
1:A:1296:C:C5'	13:M:14:ARG:HD2	2.52	0.40
15:O:30:ALA:HA	15:O:85:LEU:HD11	2.03	0.40
4:D:17:VAL:CG1	4:D:18:LYS:N	2.84	0.40
5:E:106:PRO:O	5:E:110:LEU:HG	2.22	0.40
9:I:48:GLU:OE2	9:I:51:ARG:HD2	2.21	0.40
1:A:1217:C:H2'	1:A:1218:C:O4'	2.21	0.40
1:A:1477:C:H2'	1:A:1478:C:C6	2.57	0.40
1:A:640:A:C2'	1:A:641:U:H5'	2.51	0.40
1:A:455:C:O2'	1:A:456:C:H5'	2.22	0.40
12:L:6:THR:OG1	12:L:9:GLN:HG3	2.22	0.40
1:A:1466:C:H2'	1:A:1467:G:O4'	2.21	0.40
1:A:1257:U:C2'	1:A:1257:U:O2	2.68	0.40
19:S:67:VAL:HG12	19:S:68:GLY:N	2.37	0.40
19:S:33:THR:CG2	19:S:34:TRP:N	2.84	0.40
19:S:6:LYS:HB3	19:S:7:LYS:H	1.73	0.40
15:O:43:LEU:HD12	15:O:56:LEU:HD22	2.03	0.40
5:E:34:VAL:HG13	5:E:34:VAL:O	2.22	0.40
1:A:836:G:H2'	1:A:837:G:H8	1.86	0.40
1:A:767:A:H2'	1:A:768:A:O4'	2.22	0.40
7:G:156:TRP:C	7:G:156:TRP:CD1	2.94	0.40
6:F:28:ARG:HG3	6:F:28:ARG:HH11	1.86	0.40

There are no symmetry-related clashes.

## 5.3 Torsion angles

### 5.3.1 Protein backbone

In the following table, the Percentiles column shows the percent Ramachandran outliers of the chain as a percentile score with respect to all X-ray entries followed by that with respect to entries of similar resolution.

The Analysed column shows the number of residues for which the backbone conformation was analysed, and the total number of residues.

Mol	Chain	Analysed	Favoured	Allowed	Outliers	Percentiles	
2	B	233/256 (91%)	158 (68%)	61 (26%)	14 (6%)	2	11
3	C	205/239 (86%)	151 (74%)	36 (18%)	18 (9%)	1	5
4	D	206/209 (99%)	168 (82%)	33 (16%)	5 (2%)	7	33
5	E	149/162 (92%)	130 (87%)	16 (11%)	3 (2%)	9	38
6	F	99/101 (98%)	84 (85%)	13 (13%)	2 (2%)	9	38
7	G	153/156 (98%)	123 (80%)	27 (18%)	3 (2%)	9	38
8	H	136/138 (99%)	118 (87%)	12 (9%)	6 (4%)	3	18
9	I	125/128 (98%)	99 (79%)	18 (14%)	8 (6%)	2	10
10	J	97/105 (92%)	69 (71%)	17 (18%)	11 (11%)	0	2
11	K	117/129 (91%)	92 (79%)	21 (18%)	4 (3%)	5	25
12	L	123/135 (91%)	99 (80%)	16 (13%)	8 (6%)	1	9
13	M	123/126 (98%)	90 (73%)	22 (18%)	11 (9%)	1	5
14	N	58/61 (95%)	46 (79%)	9 (16%)	3 (5%)	2	15
15	O	86/89 (97%)	71 (83%)	15 (17%)	0	100	100
16	P	82/88 (93%)	69 (84%)	12 (15%)	1 (1%)	16	52
17	Q	102/105 (97%)	86 (84%)	13 (13%)	3 (3%)	6	29
18	R	71/88 (81%)	60 (84%)	9 (13%)	2 (3%)	6	30
19	S	79/93 (85%)	65 (82%)	5 (6%)	9 (11%)	0	2
20	T	97/106 (92%)	71 (73%)	20 (21%)	6 (6%)	2	10
21	U	23/27 (85%)	16 (70%)	6 (26%)	1 (4%)	3	19
All	All	2364/2541 (93%)	1865 (79%)	381 (16%)	118 (5%)	3	16

All (118) Ramachandran outliers are listed below:

Mol	Chain	Res	Type
2	B	15	VAL

*Continued on next page...*

*Continued from previous page...*

Mol	Chain	Res	Type
2	B	74	LYS
2	B	207	ALA
3	C	15	THR
3	C	61	ALA
3	C	95	THR
3	C	207	VAL
4	D	3	ARG
8	H	70	GLN
8	H	71	GLY
8	H	91	ARG
9	I	8	GLY
9	I	23	ASN
10	J	61	GLU
10	J	76	ASN
10	J	83	GLU
10	J	85	LEU
10	J	86	MET
11	K	12	ARG
11	K	13	GLN
11	K	127	LYS
12	L	27	LEU
12	L	28	LYS
12	L	47	LYS
13	M	23	TYR
13	M	67	GLU
13	M	86	CYS
17	Q	99	SER
19	S	6	LYS
19	S	9	VAL
19	S	29	ARG
19	S	67	VAL
19	S	81	ARG
20	T	11	SER
20	T	74	LYS
20	T	95	ALA
2	B	19	HIS
3	C	160	ALA
4	D	88	VAL
7	G	155	ARG
8	H	105	ARG
9	I	121	ARG
10	J	34	VAL

*Continued on next page...*

*Continued from previous page...*

Mol	Chain	Res	Type
10	J	57	LYS
10	J	75	ILE
12	L	74	GLY
12	L	75	HIS
12	L	79	GLU
13	M	6	GLY
13	M	21	TYR
13	M	24	GLY
13	M	68	GLY
14	N	9	LYS
14	N	15	LYS
19	S	5	LEU
19	S	28	LYS
19	S	43	GLU
2	B	16	HIS
2	B	95	GLN
3	C	26	LYS
3	C	47	LEU
3	C	53	ALA
3	C	102	ASN
7	G	39	ALA
7	G	86	GLN
8	H	24	THR
9	I	32	ASP
9	I	34	ASN
9	I	119	ALA
9	I	127	LYS
12	L	116	SER
14	N	10	ALA
20	T	101	GLY
20	T	103	GLY
2	B	63	MET
2	B	131	PRO
2	B	150	SER
2	B	224	GLN
6	F	16	GLN
9	I	24	GLY
10	J	32	ALA
13	M	36	LYS
16	P	53	VAL
18	R	19	LYS
18	R	41	LYS

*Continued on next page...*



*Continued from previous page...*

Mol	Chain	Res	Type
19	S	25	LYS
2	B	9	GLU
2	B	17	PHE
2	B	208	ILE
3	C	91	LEU
3	C	108	ASN
3	C	144	SER
4	D	36	ARG
6	F	70	ASP
8	H	49	GLU
10	J	26	ALA
10	J	90	LEU
20	T	73	HIS
21	U	3	LYS
3	C	22	TRP
3	C	81	GLY
3	C	127	ARG
5	E	52	PRO
17	Q	96	GLU
17	Q	103	GLY
4	D	5	ILE
13	M	117	VAL
3	C	96	GLY
3	C	103	VAL
4	D	90	GLY
5	E	128	PRO
13	M	38	GLY
2	B	239	VAL
12	L	110	VAL
3	C	14	ILE
5	E	70	PRO
11	K	109	VAL
13	M	7	VAL

### 5.3.2 Protein sidechains ⓘ

In the following table, the Percentiles column shows the percent sidechain outliers of the chain as a percentile score with respect to all X-ray entries followed by that with respect to entries of similar resolution.

The Analysed column shows the number of residues for which the sidechain conformation was analysed, and the total number of residues.

Mol	Chain	Analysed	Rotameric	Outliers	Percentiles	
2	B	202/220 (92%)	181 (90%)	21 (10%)	9	32
3	C	160/188 (85%)	142 (89%)	18 (11%)	7	28
4	D	180/181 (99%)	166 (92%)	14 (8%)	16	49
5	E	115/123 (94%)	101 (88%)	14 (12%)	6	24
6	F	90/90 (100%)	85 (94%)	5 (6%)	26	62
7	G	126/127 (99%)	121 (96%)	5 (4%)	38	75
8	H	119/119 (100%)	106 (89%)	13 (11%)	8	30
9	I	98/99 (99%)	90 (92%)	8 (8%)	14	47
10	J	87/92 (95%)	82 (94%)	5 (6%)	25	62
11	K	90/99 (91%)	83 (92%)	7 (8%)	16	49
12	L	104/111 (94%)	97 (93%)	7 (7%)	20	56
13	M	100/101 (99%)	90 (90%)	10 (10%)	9	34
14	N	49/50 (98%)	44 (90%)	5 (10%)	9	33
15	O	79/80 (99%)	74 (94%)	5 (6%)	22	58
16	P	72/74 (97%)	65 (90%)	7 (10%)	10	36
17	Q	96/97 (99%)	92 (96%)	4 (4%)	36	73
18	R	64/77 (83%)	61 (95%)	3 (5%)	32	70
19	S	71/80 (89%)	70 (99%)	1 (1%)	74	90
20	T	76/82 (93%)	68 (90%)	8 (10%)	8	31
21	U	19/22 (86%)	19 (100%)	0	100	100
All	All	1997/2112 (95%)	1837 (92%)	160 (8%)	15	48

All (160) residues with a non-rotameric sidechain are listed below:

Mol	Chain	Res	Type
2	B	15	VAL
2	B	21	ARG
2	B	23	ARG
2	B	24	TRP
2	B	25	ASN
2	B	63	MET
2	B	82	ARG
2	B	96	ARG
2	B	98	LEU
2	B	114	ARG
2	B	117	GLU

*Continued on next page...*

*Continued from previous page...*

Mol	Chain	Res	Type
2	B	121	LEU
2	B	132	LYS
2	B	157	ARG
2	B	162	ILE
2	B	187	LEU
2	B	189	ASP
2	B	204	ASN
2	B	208	ILE
2	B	221	LEU
2	B	236	TYR
3	C	21	ARG
3	C	26	LYS
3	C	37	GLN
3	C	56	ASP
3	C	97	LYS
3	C	101	LEU
3	C	102	ASN
3	C	104	GLN
3	C	107	GLN
3	C	128	PHE
3	C	164	ARG
3	C	175	LEU
3	C	179	ARG
3	C	188	LEU
3	C	191	THR
3	C	192	THR
3	C	196	LEU
3	C	204	LEU
4	D	3	ARG
4	D	9	CYS
4	D	33	MET
4	D	34	GLU
4	D	50	ARG
4	D	58	LEU
4	D	61	LYS
4	D	112	VAL
4	D	122	ARG
4	D	141	ARG
4	D	170	VAL
4	D	177	ASP
4	D	199	ASN
4	D	201	GLN

*Continued on next page...*

*Continued from previous page...*

Mol	Chain	Res	Type
5	E	12	LEU
5	E	18	ARG
5	E	20	GLN
5	E	31	LEU
5	E	41	VAL
5	E	43	LEU
5	E	53	LEU
5	E	64	ARG
5	E	73	ASN
5	E	80	ILE
5	E	89	ILE
5	E	101	ILE
5	E	144	THR
5	E	150	ARG
6	F	24	GLU
6	F	43	LEU
6	F	69	GLU
6	F	74	ASP
6	F	75	LEU
7	G	73	MET
7	G	78	ARG
7	G	114	ARG
7	G	155	ARG
7	G	156	TRP
8	H	24	THR
8	H	26	VAL
8	H	37	ARG
8	H	50	ARG
8	H	52	ASP
8	H	63	LEU
8	H	85	ARG
8	H	91	ARG
8	H	97	VAL
8	H	105	ARG
8	H	112	LEU
8	H	119	LEU
8	H	122	ARG
9	I	16	ARG
9	I	23	ASN
9	I	79	LEU
9	I	102	LEU
9	I	104	ARG

*Continued on next page...*

*Continued from previous page...*

Mol	Chain	Res	Type
9	I	111	ARG
9	I	121	ARG
9	I	125	TYR
10	J	3	LYS
10	J	21	GLN
10	J	80	LYS
10	J	83	GLU
10	J	98	ILE
11	K	11	LYS
11	K	12	ARG
11	K	18	ARG
11	K	29	ILE
11	K	114	VAL
11	K	123	LYS
11	K	127	LYS
12	L	33	ARG
12	L	53	ARG
12	L	67	THR
12	L	89	ARG
12	L	111	LYS
12	L	113	ARG
12	L	126	LYS
13	M	14	ARG
13	M	40	ASN
13	M	44	ARG
13	M	56	LEU
13	M	59	TYR
13	M	62	ASN
13	M	70	LEU
13	M	94	ARG
13	M	110	ARG
13	M	125	ARG
14	N	8	GLU
14	N	18	VAL
14	N	26	ARG
14	N	33	VAL
14	N	41	ARG
15	O	10	LYS
15	O	31	LEU
15	O	34	LEU
15	O	54	ARG
15	O	71	GLN

*Continued on next page...*

*Continued from previous page...*

Mol	Chain	Res	Type
16	P	1	MET
16	P	2	VAL
16	P	8	ARG
16	P	28	ARG
16	P	45	THR
16	P	61	SER
16	P	62	VAL
17	Q	68	ARG
17	Q	74	LEU
17	Q	91	ARG
17	Q	101	ARG
18	R	36	ASN
18	R	39	VAL
18	R	54	ARG
19	S	15	LEU
20	T	10	LEU
20	T	13	LEU
20	T	48	LYS
20	T	57	ARG
20	T	62	LEU
20	T	72	LEU
20	T	73	HIS
20	T	90	GLN

Some sidechains can be flipped to improve hydrogen bonding and reduce clashes. All (66) such sidechains are listed below:

Mol	Chain	Res	Type
2	B	19	HIS
2	B	25	ASN
2	B	78	GLN
2	B	146	GLN
2	B	204	ASN
2	B	212	GLN
3	C	3	ASN
3	C	6	HIS
3	C	28	GLN
3	C	31	HIS
3	C	63	ASN
3	C	102	ASN
3	C	107	GLN
3	C	110	ASN
3	C	176	HIS

*Continued on next page...*

*Continued from previous page...*

Mol	Chain	Res	Type
3	C	181	ASN
4	D	42	GLN
4	D	62	GLN
4	D	123	HIS
4	D	160	GLN
4	D	199	ASN
4	D	201	GLN
5	E	20	GLN
5	E	73	ASN
6	F	18	GLN
6	F	27	GLN
6	F	32	ASN
6	F	73	ASN
7	G	13	GLN
7	G	37	ASN
7	G	56	GLN
7	G	68	ASN
7	G	96	GLN
7	G	106	GLN
8	H	70	GLN
8	H	82	HIS
9	I	23	ASN
9	I	31	GLN
9	I	38	GLN
9	I	73	GLN
9	I	124	GLN
10	J	21	GLN
10	J	56	HIS
10	J	78	ASN
10	J	84	GLN
11	K	22	HIS
11	K	116	HIS
11	K	117	ASN
12	L	49	ASN
12	L	75	HIS
12	L	78	GLN
13	M	12	ASN
13	M	40	ASN
13	M	62	ASN
14	N	49	HIS
15	O	13	GLN
15	O	37	ASN

*Continued on next page...*

*Continued from previous page...*

Mol	Chain	Res	Type
15	O	53	HIS
16	P	16	HIS
16	P	65	GLN
16	P	76	GLN
17	Q	26	GLN
17	Q	94	ASN
18	R	36	ASN
19	S	47	HIS
19	S	56	GLN

### 5.3.3 RNA ⓘ

Mol	Chain	Analysed	Backbone Outliers	Pucker Outliers
1	A	1510/1522 (99%)	200 (13%)	62 (4%)
22	X	3/6 (50%)	1 (33%)	0
23	Y	10/17 (58%)	0	0
All	All	1523/1545 (98%)	201 (13%)	62 (4%)

All (201) RNA backbone outliers are listed below:

Mol	Chain	Res	Type
1	A	8	A
1	A	9	G
1	A	31	G
1	A	32	A
1	A	39	G
1	A	47	C
1	A	48	C
1	A	51	A
1	A	61	G
1	A	101	A
1	A	116	A
1	A	120	A
1	A	121	C
1	A	130	A
1	A	131	C
1	A	182	U
1	A	189(F)	U
1	A	195	A
1	A	197	A
1	A	202	U

*Continued on next page...*



*Continued from previous page...*

Mol	Chain	Res	Type
1	A	203	U
1	A	204	U
1	A	216	G
1	A	244	U
1	A	247	G
1	A	251	G
1	A	266	G
1	A	267	C
1	A	282	A
1	A	289	G
1	A	321	A
1	A	328	C
1	A	329	A
1	A	332	G
1	A	345	C
1	A	352	C
1	A	353	A
1	A	354	G
1	A	367	U
1	A	373	A
1	A	397	A
1	A	398	C
1	A	406	G
1	A	411	A
1	A	412	A
1	A	421	U
1	A	429	U
1	A	430	A
1	A	439	A
1	A	442	C
1	A	452	A
1	A	470	C
1	A	484	G
1	A	485	G
1	A	496	A
1	A	498	U
1	A	509	A
1	A	510	A
1	A	511	C
1	A	518	C
1	A	527	G
1	A	531	U

*Continued on next page...*

*Continued from previous page...*

Mol	Chain	Res	Type
1	A	532	A
1	A	533	A
1	A	534	U
1	A	547	A
1	A	559	A
1	A	560	U
1	A	561	U
1	A	562	C
1	A	572	A
1	A	573	A
1	A	575	G
1	A	576	G
1	A	577	G
1	A	631	G
1	A	632	A
1	A	653	A
1	A	665	A
1	A	688	G
1	A	701	C
1	A	702	A
1	A	703	G
1	A	723	U
1	A	731	G
1	A	734	G
1	A	749	C
1	A	755	G
1	A	777	A
1	A	781	A
1	A	782	A
1	A	794	A
1	A	812	C
1	A	813	U
1	A	817	C
1	A	819	A
1	A	828	A
1	A	839	U
1	A	840	C
1	A	841	U
1	A	848	C
1	A	902	G
1	A	913	A
1	A	914	A

*Continued on next page...*

*Continued from previous page...*

Mol	Chain	Res	Type
1	A	926	G
1	A	927	G
1	A	934	C
1	A	935	A
1	A	960	U
1	A	961	U
1	A	966	G
1	A	969	A
1	A	971	G
1	A	974	A
1	A	975	A
1	A	976	G
1	A	977	A
1	A	978	A
1	A	991	U
1	A	992	U
1	A	993	G
1	A	994	A
1	A	1004	A
1	A	1025	U
1	A	1026	G
1	A	1027	C
1	A	1048	G
1	A	1050	G
1	A	1053	G
1	A	1054	C
1	A	1055	A
1	A	1065	U
1	A	1068	G
1	A	1094	G
1	A	1095	U
1	A	1101	A
1	A	1117	G
1	A	1125	U
1	A	1126	U
1	A	1129	C
1	A	1130	A
1	A	1131	G
1	A	1136	U
1	A	1137	C
1	A	1138	G
1	A	1139	G

*Continued on next page...*

*Continued from previous page...*

Mol	Chain	Res	Type
1	A	1146	A
1	A	1152	A
1	A	1159	U
1	A	1160	G
1	A	1182	G
1	A	1183	A
1	A	1191	A
1	A	1196	U
1	A	1197	G
1	A	1200	C
1	A	1201	A
1	A	1202	G
1	A	1211	U
1	A	1212	U
1	A	1227	A
1	A	1238	A
1	A	1256	A
1	A	1257	U
1	A	1258	G
1	A	1278	U
1	A	1280	A
1	A	1281	U
1	A	1282	C
1	A	1286	A
1	A	1287	A
1	A	1300	G
1	A	1301	U
1	A	1302	U
1	A	1320	C
1	A	1332	A
1	A	1346	A
1	A	1348	U
1	A	1353	G
1	A	1363	C
1	A	1398	A
1	A	1421	G
1	A	1442	G
1	A	1442(A)	G
1	A	1442(B)	A
1	A	1452	C
1	A	1492	A
1	A	1497	G

*Continued on next page...*

*Continued from previous page...*

Mol	Chain	Res	Type
1	A	1499	A
1	A	1502	A
1	A	1503	A
1	A	1504	G
1	A	1505	G
1	A	1506	U
1	A	1517	G
1	A	1520	G
1	A	1529	G
1	A	1530	G
1	A	1533	C
1	A	1541	U
22	X	4	A

All (62) RNA pucker outliers are listed below:

Mol	Chain	Res	Type
1	A	7	G
1	A	30	U
1	A	60	A
1	A	115	G
1	A	119	A
1	A	129(A)	G
1	A	181	G
1	A	201	C
1	A	204	U
1	A	243	A
1	A	250	A
1	A	266	G
1	A	281	G
1	A	328	C
1	A	344	A
1	A	351	G
1	A	353	A
1	A	366	C
1	A	372	C
1	A	410	G
1	A	428	G
1	A	429	U
1	A	438	G
1	A	484	G
1	A	495	A

*Continued on next page...*

*Continued from previous page...*

Mol	Chain	Res	Type
1	A	509	A
1	A	532	A
1	A	533	A
1	A	559	A
1	A	560	U
1	A	575	G
1	A	687	A
1	A	701	C
1	A	748	C
1	A	793	U
1	A	812	C
1	A	913	A
1	A	960	U
1	A	965	A
1	A	992	U
1	A	993	G
1	A	1049	U
1	A	1067	A
1	A	1117	G
1	A	1129	C
1	A	1181	G
1	A	1182	G
1	A	1190	G
1	A	1201	A
1	A	1281	U
1	A	1285	A
1	A	1300	G
1	A	1301	U
1	A	1331	G
1	A	1347	G
1	A	1397	C
1	A	1447	A
1	A	1498	U
1	A	1503	A
1	A	1504	G
1	A	1505	G
1	A	1528	U

## 5.4 Non-standard residues in protein, DNA, RNA chains ⓘ

2 non-standard protein/DNA/RNA residues are modelled in this entry.

In the following table, the Counts columns list the number of bonds (or angles) for which Mogul

statistics could be retrieved, the number of bonds (or angles) that are observed in the model and the number of bonds (or angles) that are defined in the chemical component dictionary. The Link column lists molecule types, if any, to which the group is linked. The Z score for a bond length (or angle) is the number of standard deviations the observed value is removed from the expected value. A bond length (or angle) with  $|Z| > 2$  is considered an outlier worth inspection. RMSZ is the root-mean-square of all Z scores of the bond lengths (or angles).

Mol	Type	Chain	Res	Link	Bond lengths			Bond angles		
					Counts	RMSZ	# $ Z  > 2$	Counts	RMSZ	# $ Z  > 2$
23	CM0	Y	34	22,23	14,26,27	1.85	5 (35%)	16,37,40	5.00	4 (25%)
23	6MZ	Y	37	23	16,25,26	0.79	0	17,36,39	1.20	2 (11%)

In the following table, the Chirals column lists the number of chiral outliers, the number of chiral centers analysed, the number of these observed in the model and the number defined in the chemical component dictionary. Similar counts are reported in the Torsion and Rings columns. '-' means no outliers of that kind were identified.

Mol	Type	Chain	Res	Link	Chirals	Torsions	Rings
23	CM0	Y	34	22,23	-	0/6/30/31	0/2/2/2
23	6MZ	Y	37	23	-	0/5/27/28	0/3/3/3

All (5) bond length outliers are listed below:

Mol	Chain	Res	Type	Atoms	Z	Observed(Å)	Ideal(Å)
23	Y	34	CM0	O5-C5	-2.56	1.32	1.37
23	Y	34	CM0	C6-N1	2.47	1.38	1.35
23	Y	34	CM0	C4-C5	2.69	1.47	1.40
23	Y	34	CM0	O5-C7	3.30	1.54	1.43
23	Y	34	CM0	C4-N3	3.76	1.40	1.33

All (6) bond angle outliers are listed below:

Mol	Chain	Res	Type	Atoms	Z	Observed(°)	Ideal(°)
23	Y	37	6MZ	C9-N6-C6	2.17	124.72	122.89
23	Y	34	CM0	O5-C5-C4	2.95	119.33	115.19
23	Y	37	6MZ	C2-N1-C6	3.53	119.03	116.48
23	Y	34	CM0	O5-C7-C8	7.72	123.01	108.01
23	Y	34	CM0	C7-O5-C5	9.51	136.67	117.82
23	Y	34	CM0	C4-N3-C2	15.42	128.58	115.25

There are no chirality outliers.

There are no torsion outliers.

There are no ring outliers.

1 monomer is involved in 5 short contacts:

Mol	Chain	Res	Type	Clashes	Symm-Clashes
23	Y	34	CM0	5	0

## 5.5 Carbohydrates

There are no carbohydrates in this entry.

## 5.6 Ligand geometry

Of 243 ligands modelled in this entry, 242 are monoatomic - leaving 1 for Mogul analysis.

In the following table, the Counts columns list the number of bonds (or angles) for which Mogul statistics could be retrieved, the number of bonds (or angles) that are observed in the model and the number of bonds (or angles) that are defined in the chemical component dictionary. The Link column lists molecule types, if any, to which the group is linked. The Z score for a bond length (or angle) is the number of standard deviations the observed value is removed from the expected value. A bond length (or angle) with  $|Z| > 2$  is considered an outlier worth inspection. RMSZ is the root-mean-square of all Z scores of the bond lengths (or angles).

Mol	Type	Chain	Res	Link	Bond lengths			Bond angles		
					Counts	RMSZ	$\# Z  > 2$	Counts	RMSZ	$\# Z  > 2$
24	PAR	Z	1	-	45,45,45	1.43	5 (11%)	59,67,67	1.23	7 (11%)

In the following table, the Chirals column lists the number of chiral outliers, the number of chiral centers analysed, the number of these observed in the model and the number defined in the chemical component dictionary. Similar counts are reported in the Torsion and Rings columns. '-' means no outliers of that kind were identified.

Mol	Type	Chain	Res	Link	Chirals	Torsions	Rings
24	PAR	Z	1	-	-	0/18/94/94	0/4/4/4

All (5) bond length outliers are listed below:

Mol	Chain	Res	Type	Atoms	Z	Observed(Å)	Ideal(Å)
24	Z	1	PAR	C31-C21	2.39	1.56	1.53
24	Z	1	PAR	C64-C54	2.53	1.58	1.52
24	Z	1	PAR	C11-C21	2.68	1.57	1.52
24	Z	1	PAR	C52-C42	2.92	1.58	1.52
24	Z	1	PAR	O54-C14	3.28	1.50	1.41

All (7) bond angle outliers are listed below:



Mol	Chain	Res	Type	Atoms	Z	Observed(°)	Ideal(°)
24	Z	1	PAR	C11-O51-C51	2.21	118.03	113.75
24	Z	1	PAR	C22-C32-C42	2.23	115.48	109.53
24	Z	1	PAR	O11-C11-C21	2.77	113.09	107.96
24	Z	1	PAR	O52-C13-C23	2.85	113.69	107.75
24	Z	1	PAR	C14-O54-C54	3.33	120.22	113.75
24	Z	1	PAR	O54-C54-C64	3.41	112.76	106.10
24	Z	1	PAR	O33-C14-C24	3.89	115.17	107.96

There are no chirality outliers.

There are no torsion outliers.

There are no ring outliers.

No monomer is involved in short contacts.

## 5.7 Other polymers [i](#)

There are no such residues in this entry.

## 5.8 Polymer linkage issues [i](#)

There are no chain breaks in this entry.

## 6 Fit of model and data [i](#)

### 6.1 Protein, DNA and RNA chains [i](#)

In the following table, the column labelled ‘#RSRZ> 2’ contains the number (and percentage) of RSRZ outliers, followed by percent RSRZ outliers for the chain as percentile scores relative to all X-ray entries and entries of similar resolution. The OWAB column contains the minimum, median, 95<sup>th</sup> percentile and maximum values of the occupancy-weighted average B-factor per residue. The column labelled ‘Q< 0.9’ lists the number of (and percentage) of residues with an average occupancy less than 0.9.

Mol	Chain	Analysed	<RSRZ>	#RSRZ>2	OWAB(Å <sup>2</sup> )	Q<0.9
1	A	1512/1522 (99%)	0.09	32 (2%) 67 44	32, 58, 130, 183	0
2	B	235/256 (91%)	0.02	8 (3%) 49 24	50, 84, 126, 147	0
3	C	207/239 (86%)	-0.12	2 (0%) 84 69	48, 74, 109, 117	0
4	D	208/209 (99%)	-0.36	0 100 100	45, 63, 83, 94	0
5	E	151/162 (93%)	-0.38	1 (0%) 89 78	35, 50, 68, 86	0
6	F	101/101 (100%)	-0.22	2 (1%) 68 46	62, 81, 93, 98	0
7	G	155/156 (99%)	-0.21	6 (3%) 43 21	50, 70, 104, 120	0
8	H	138/138 (100%)	-0.40	0 100 100	33, 50, 65, 70	0
9	I	127/128 (99%)	-0.20	0 100 100	45, 81, 99, 113	0
10	J	99/105 (94%)	0.14	2 (2%) 68 46	46, 102, 141, 147	0
11	K	119/129 (92%)	-0.21	2 (1%) 73 52	39, 58, 81, 96	0
12	L	125/135 (92%)	-0.15	4 (3%) 51 27	23, 54, 71, 104	0
13	M	125/126 (99%)	0.18	9 (7%) 18 7	52, 70, 131, 162	0
14	N	60/61 (98%)	-0.20	0 100 100	50, 65, 88, 100	0
15	O	88/89 (98%)	-0.20	1 (1%) 82 66	46, 64, 82, 102	0
16	P	84/88 (95%)	-0.38	3 (3%) 46 23	39, 50, 62, 89	0
17	Q	104/105 (99%)	0.01	7 (6%) 21 7	40, 56, 100, 133	0
18	R	73/88 (82%)	-0.05	3 (4%) 41 19	52, 67, 107, 137	0
19	S	81/93 (87%)	-0.12	2 (2%) 61 37	52, 83, 105, 117	0
20	T	99/106 (93%)	-0.26	0 100 100	39, 55, 77, 84	0
21	U	25/27 (92%)	0.06	1 (4%) 42 20	47, 59, 82, 87	0
22	X	4/6 (66%)	-0.12	0 100 100	55, 57, 60, 81	0
23	Y	11/17 (64%)	0.75	1 (9%) 11 4	54, 85, 110, 114	0
All	All	3931/4086 (96%)	-0.06	86 (2%) 65 42	23, 63, 115, 183	0

All (86) RSRZ outliers are listed below:

Mol	Chain	Res	Type	RSRZ
17	Q	105	ALA	11.4
13	M	123	ALA	9.8
1	A	1129	C	7.3
13	M	124	PRO	7.1
17	Q	103	GLY	6.4
18	R	16	PRO	6.2
13	M	121	LYS	6.0
17	Q	104	LYS	5.8
1	A	1533	C	5.6
13	M	120	LYS	5.2
19	S	3	ARG	5.1
18	R	17	SER	5.1
13	M	119	GLY	5.0
1	A	1003	G	4.6
13	M	122	LYS	4.4
11	K	128	ALA	4.4
17	Q	102	GLY	4.3
6	F	101	ALA	4.2
11	K	129	SER	4.2
16	P	83	GLU	4.0
7	G	81	GLY	4.0
2	B	132	LYS	4.0
17	Q	101	ARG	3.9
1	A	1539	C	3.9
2	B	131	PRO	3.8
13	M	125	ARG	3.7
2	B	16	HIS	3.6
15	O	89	GLY	3.6
7	G	84	ASN	3.6
1	A	1006	C	3.5
17	Q	99	SER	3.5
16	P	84	ALA	3.4
1	A	1031	G	3.2
10	J	75	ILE	3.2
1	A	1004	A	3.1
10	J	76	ASN	3.1
13	M	126	LYS	3.1
1	A	1024	G	2.9
7	G	80	VAL	2.8
2	B	133	LYS	2.8
1	A	1032	G	2.8
7	G	55	GLY	2.8

*Continued on next page...*

*Continued from previous page...*

Mol	Chain	Res	Type	RSRZ
1	A	723	U	2.8
1	A	1030	C	2.7
1	A	848	C	2.7
1	A	1421	G	2.7
13	M	7	VAL	2.6
12	L	64	TYR	2.6
1	A	1531	A	2.5
1	A	1467	G	2.5
1	A	1476	G	2.5
16	P	82	GLN	2.5
1	A	1007	C	2.5
1	A	1029	C	2.4
17	Q	100	LYS	2.4
1	A	1140	C	2.4
1	A	159	G	2.4
12	L	19	ARG	2.3
1	A	1030(D)	A	2.3
7	G	79	ARG	2.3
18	R	18	ARG	2.3
1	A	204	U	2.3
1	A	1131	G	2.3
1	A	1422	G	2.3
3	C	208	ILE	2.3
12	L	129	ALA	2.3
1	A	1138	G	2.3
19	S	29	ARG	2.2
1	A	160	A	2.2
12	L	127	GLU	2.2
1	A	216	G	2.2
1	A	1019	C	2.2
2	B	231	GLU	2.2
1	A	158	G	2.2
2	B	186	ALA	2.2
1	A	202	U	2.2
7	G	2	ALA	2.1
21	U	25	LYS	2.1
1	A	1475	G	2.1
23	Y	29	U	2.1
2	B	121	LEU	2.1
1	A	1137	C	2.0
2	B	37	ASN	2.0
6	F	100	ASN	2.0

*Continued on next page...*

*Continued from previous page...*

Mol	Chain	Res	Type	RSRZ
3	C	207	VAL	2.0
5	E	155	GLU	2.0

## 6.2 Non-standard residues in protein, DNA, RNA chains [i](#)

In the following table, the Atoms column lists the number of modelled atoms in the group and the number defined in the chemical component dictionary. LLDF column lists the quality of electron density of the group with respect to its neighbouring residues in protein, DNA or RNA chains. The B-factors column lists the minimum, median, 95<sup>th</sup> percentile and maximum values of B factors of atoms in the group. The column labelled 'Q< 0.9' lists the number of atoms with occupancy less than 0.9.

Mol	Type	Chain	Res	Atoms	RSCC	RSR	LLDF	B-factors(Å <sup>2</sup> )	Q<0.9
23	CM0	Y	34	25/26	0.94	0.16	-	60,65,68,69	0
23	6MZ	Y	37	23/24	0.95	0.22	-	56,60,63,66	0

## 6.3 Carbohydrates [i](#)

There are no carbohydrates in this entry.

## 6.4 Ligands [i](#)

In the following table, the Atoms column lists the number of modelled atoms in the group and the number defined in the chemical component dictionary. LLDF column lists the quality of electron density of the group with respect to its neighbouring residues in protein, DNA or RNA chains. The B-factors column lists the minimum, median, 95<sup>th</sup> percentile and maximum values of B factors of atoms in the group. The column labelled 'Q< 0.9' lists the number of atoms with occupancy less than 0.9.

Mol	Type	Chain	Res	Atoms	RSCC	RSR	LLDF	B-factors(Å <sup>2</sup> )	Q<0.9
25	MG	Z	1138	1/1	0.78	0.41	68.56	77,77,77,77	0
25	MG	Z	1037	1/1	0.92	0.39	52.35	30,30,30,30	0
25	MG	Z	1106	1/1	0.97	0.50	29.70	33,33,33,33	0
25	MG	Z	1033	1/1	0.98	0.58	27.31	36,36,36,36	0
25	MG	Z	1105	1/1	0.96	0.75	26.67	36,36,36,36	0
25	MG	Z	1131	1/1	0.98	0.60	19.29	33,33,33,33	0
25	MG	Z	1003	1/1	0.76	0.63	18.36	59,59,59,59	0
25	MG	Z	1032	1/1	0.92	0.46	18.31	29,29,29,29	0
27	K	Z	1234	1/1	0.76	0.95	17.74	115,115,115,115	0
25	MG	Z	1176	1/1	0.92	0.59	17.68	37,37,37,37	0

*Continued on next page...*

*Continued from previous page...*

Mol	Type	Chain	Res	Atoms	RSCC	RSR	LLDF	B-factors( $\text{\AA}^2$ )	Q<0.9
25	MG	Z	1180	1/1	0.78	0.37	17.09	45,45,45,45	0
25	MG	Z	1122	1/1	0.95	0.40	14.50	45,45,45,45	0
25	MG	Z	1177	1/1	0.96	0.75	14.27	78,78,78,78	0
25	MG	Z	1059	1/1	0.98	0.41	13.64	28,28,28,28	0
25	MG	Z	1043	1/1	0.87	0.25	12.24	36,36,36,36	0
25	MG	Z	1133	1/1	0.90	0.33	10.65	33,33,33,33	0
25	MG	Z	1067	1/1	0.97	0.56	10.14	38,38,38,38	0
25	MG	Z	1010	1/1	0.87	0.34	9.99	65,65,65,65	0
25	MG	Z	1151	1/1	0.96	0.23	9.66	25,25,25,25	0
25	MG	Z	1023	1/1	0.87	0.39	9.31	48,48,48,48	0
25	MG	Z	1112	1/1	0.89	0.31	7.85	27,27,27,27	0
25	MG	Z	1072	1/1	0.48	0.54	7.71	89,89,89,89	0
25	MG	Z	1158	1/1	0.91	0.41	7.59	36,36,36,36	0
25	MG	Z	1128	1/1	0.96	0.25	6.56	28,28,28,28	0
25	MG	Z	1084	1/1	0.85	0.30	6.31	64,64,64,64	0
25	MG	Z	1047	1/1	0.77	0.36	6.26	73,73,73,73	0
25	MG	Z	1142	1/1	0.93	0.30	5.82	36,36,36,36	0
27	K	Z	1207	1/1	0.81	0.35	4.93	93,93,93,93	0
25	MG	Z	1060	1/1	0.94	0.53	4.90	54,54,54,54	0
24	PAR	Z	1	42/42	0.92	0.26	4.22	48,50,71,74	0
25	MG	Z	1107	1/1	0.94	0.28	4.08	33,33,33,33	0
27	K	Z	1202	1/1	0.91	0.20	3.08	90,90,90,90	0
25	MG	Z	1086	1/1	0.75	0.24	3.06	35,35,35,35	0
25	MG	Z	1004	1/1	0.93	0.23	2.92	18,18,18,18	0
25	MG	Z	1085	1/1	0.96	0.22	2.65	28,28,28,28	0
25	MG	Z	1160	1/1	0.70	0.30	2.58	45,45,45,45	0
25	MG	Z	1170	1/1	0.94	0.28	2.49	29,29,29,29	0
25	MG	Z	1046	1/1	0.93	0.22	2.47	38,38,38,38	0
25	MG	Z	1134	1/1	0.94	0.25	2.42	45,45,45,45	0
26	ZN	Z	1120	1/1	0.99	0.37	1.72	69,69,69,69	0
25	MG	Z	1091	1/1	0.93	0.20	1.65	47,47,47,47	0
25	MG	Z	1045	1/1	0.89	0.20	1.25	51,51,51,51	0
25	MG	Z	1139	1/1	0.79	0.27	1.23	48,48,48,48	0
25	MG	Z	1146	1/1	0.92	0.22	1.10	79,79,79,79	0
25	MG	Z	1104	1/1	0.84	0.24	0.98	39,39,39,39	0
25	MG	Z	1053	1/1	0.79	0.18	0.94	24,24,24,24	0
25	MG	Z	1116	1/1	0.85	0.28	0.71	73,73,73,73	0
25	MG	Z	1063	1/1	0.96	0.19	0.59	18,18,18,18	0
25	MG	Z	1162	1/1	0.83	0.26	0.48	42,42,42,42	0
25	MG	Z	1163	1/1	0.86	0.17	0.25	42,42,42,42	0
25	MG	Z	1119	1/1	0.99	0.25	0.21	43,43,43,43	0

*Continued on next page...*

*Continued from previous page...*

Mol	Type	Chain	Res	Atoms	RSCC	RSR	LLDF	B-factors( $\text{\AA}^2$ )	Q<0.9
25	MG	Z	1175	1/1	0.88	0.16	0.11	36,36,36,36	0
25	MG	Z	1135	1/1	0.90	0.23	-0.02	28,28,28,28	0
27	K	Z	1196	1/1	0.70	0.19	-0.05	83,83,83,83	0
25	MG	Z	1153	1/1	0.80	0.21	-0.08	62,62,62,62	0
25	MG	Z	1093	1/1	0.90	0.16	-0.44	28,28,28,28	0
25	MG	Z	1152	1/1	0.94	0.16	-0.54	49,49,49,49	0
25	MG	Z	1145	1/1	0.92	0.18	-0.75	28,28,28,28	0
25	MG	Z	1013	1/1	0.79	0.17	-1.02	48,48,48,48	0
25	MG	Z	1150	1/1	0.79	0.17	-1.09	56,56,56,56	0
25	MG	Z	1144	1/1	0.91	0.09	-1.09	41,41,41,41	0
26	ZN	Z	1121	1/1	1.00	0.11	-1.10	64,64,64,64	0
27	K	Z	1213	1/1	0.81	0.13	-2.12	76,76,76,76	0
25	MG	Z	1186	1/1	0.97	0.08	-2.14	38,38,38,38	0
25	MG	Z	1129	1/1	0.97	0.14	-2.79	27,27,27,27	0
25	MG	Z	1123	1/1	0.94	0.13	-3.41	26,26,26,26	0
25	MG	Z	1125	1/1	0.95	0.07	-3.72	29,29,29,29	0
27	K	Z	1204	1/1	0.88	0.13	-3.79	86,86,86,86	0
25	MG	Z	1114	1/1	0.93	0.12	-4.73	24,24,24,24	0
25	MG	Z	1075	1/1	0.88	0.11	-4.76	37,37,37,37	0
25	MG	Z	1169	1/1	0.98	0.06	-5.13	11,11,11,11	0
27	K	Z	1187	1/1	0.95	0.07	-10.40	68,68,68,68	0
25	MG	Z	1115	1/1	0.75	0.79	-	68,68,68,68	0
25	MG	Z	1088	1/1	0.84	0.21	-	46,46,46,46	0
25	MG	Z	1111	1/1	0.85	0.57	-	68,68,68,68	0
27	K	Z	1211	1/1	0.94	0.10	-	95,95,95,95	0
25	MG	Z	1126	1/1	0.93	0.21	-	35,35,35,35	0
25	MG	Z	1172	1/1	0.95	0.23	-	26,26,26,26	0
27	K	Z	1241	1/1	0.89	0.14	-	72,72,72,72	0
27	K	Z	1212	1/1	0.85	0.51	-	95,95,95,95	0
25	MG	Z	1110	1/1	0.86	0.85	-	89,89,89,89	0
25	MG	Z	1016	1/1	0.86	0.38	-	62,62,62,62	0
25	MG	Z	1089	1/1	0.95	0.38	-	64,64,64,64	0
25	MG	Z	1025	1/1	0.76	0.50	-	88,88,88,88	0
25	MG	Z	1117	1/1	0.84	0.27	-	55,55,55,55	0
27	K	Z	1198	1/1	0.82	0.10	-	103,103,103,103	0
25	MG	Z	1068	1/1	0.77	0.25	-	91,91,91,91	0
27	K	Z	1217	1/1	0.75	0.28	-	86,86,86,86	0
25	MG	Z	1066	1/1	0.72	0.93	-	89,89,89,89	0
25	MG	Z	1011	1/1	0.53	0.44	-	83,83,83,83	0
25	MG	Z	1149	1/1	0.96	0.38	-	90,90,90,90	0
27	K	Z	1226	1/1	0.71	0.32	-	110,110,110,110	0
25	MG	Z	1118	1/1	0.87	0.37	-	58,58,58,58	0

*Continued on next page...*

*Continued from previous page...*

Mol	Type	Chain	Res	Atoms	RSCC	RSR	LLDF	B-factors( $\text{\AA}^2$ )	Q<0.9
25	MG	Z	1174	1/1	0.95	0.14	-	28,28,28,28	0
25	MG	Z	1001	1/1	0.70	0.19	-	44,44,44,44	0
25	MG	Z	1083	1/1	0.93	0.24	-	41,41,41,41	0
27	K	Z	1220	1/1	0.88	0.24	-	93,93,93,93	0
25	MG	Z	1073	1/1	0.92	0.56	-	51,51,51,51	0
27	K	Z	1215	1/1	0.82	0.25	-	96,96,96,96	0
27	K	Z	1235	1/1	0.87	0.15	-	87,87,87,87	0
25	MG	Z	1029	1/1	0.47	0.50	-	87,87,87,87	0
27	K	Z	1218	1/1	0.86	0.22	-	120,120,120,120	0
25	MG	Z	1052	1/1	0.64	0.40	-	78,78,78,78	0
25	MG	Z	1171	1/1	0.59	0.20	-	96,96,96,96	0
27	K	Z	1240	1/1	0.47	1.58	-	152,152,152,152	0
25	MG	Z	1098	1/1	0.71	0.22	-	50,50,50,50	0
27	K	Z	1192	1/1	0.78	0.23	-	82,82,82,82	0
25	MG	Z	1061	1/1	0.93	0.51	-	43,43,43,43	0
27	K	Z	1223	1/1	0.90	0.18	-	87,87,87,87	0
25	MG	Z	1064	1/1	0.75	0.69	-	67,67,67,67	0
25	MG	Z	1005	1/1	0.90	0.78	-	40,40,40,40	0
25	MG	Z	1050	1/1	0.97	0.53	-	39,39,39,39	0
25	MG	Z	1009	1/1	0.89	0.60	-	106,106,106,106	0
27	K	Z	1193	1/1	0.94	0.15	-	76,76,76,76	0
25	MG	Z	1082	1/1	0.88	0.56	-	56,56,56,56	0
27	K	Z	1227	1/1	0.91	0.11	-	88,88,88,88	0
25	MG	Z	1071	1/1	0.68	0.46	-	86,86,86,86	0
25	MG	Z	1049	1/1	0.97	0.36	-	36,36,36,36	0
25	MG	Z	1002	1/1	0.79	0.18	-	89,89,89,89	0
27	K	Z	1208	1/1	0.86	0.20	-	94,94,94,94	0
25	MG	Z	1078	1/1	0.93	0.26	-	48,48,48,48	0
25	MG	Z	1055	1/1	0.94	0.35	-	31,31,31,31	0
25	MG	Z	1027	1/1	0.90	0.59	-	39,39,39,39	0
27	K	Z	1237	1/1	0.90	0.23	-	109,109,109,109	0
25	MG	Z	1155	1/1	0.94	0.23	-	43,43,43,43	0
25	MG	Z	1141	1/1	0.72	0.42	-	58,58,58,58	0
25	MG	Z	1034	1/1	0.89	0.48	-	81,81,81,81	0
25	MG	Z	1173	1/1	0.88	0.40	-	47,47,47,47	0
27	K	Z	1199	1/1	0.84	0.28	-	85,85,85,85	0
25	MG	Z	1101	1/1	0.93	0.40	-	58,58,58,58	0
25	MG	Z	1020	1/1	0.92	0.21	-	76,76,76,76	0
25	MG	Z	1007	1/1	0.89	0.27	-	54,54,54,54	0
25	MG	Z	1039	1/1	0.97	0.34	-	29,29,29,29	0
27	K	Z	1214	1/1	0.78	0.32	-	85,85,85,85	0
25	MG	Z	1143	1/1	0.88	0.79	-	74,74,74,74	0

*Continued on next page...*



*Continued from previous page...*

Mol	Type	Chain	Res	Atoms	RSCC	RSR	LLDF	B-factors( $\text{\AA}^2$ )	Q<0.9
25	MG	Z	1157	1/1	0.97	0.39	-	44,44,44,44	0
25	MG	Z	1127	1/1	0.95	0.21	-	36,36,36,36	0
25	MG	Z	1095	1/1	0.91	0.61	-	50,50,50,50	0
25	MG	Z	1124	1/1	0.93	0.70	-	34,34,34,34	0
25	MG	Z	1058	1/1	0.82	0.56	-	60,60,60,60	0
25	MG	Z	1159	1/1	0.91	0.21	-	41,41,41,41	0
27	K	Z	1238	1/1	0.72	0.39	-	115,115,115,115	0
25	MG	Z	1030	1/1	0.96	0.22	-	51,51,51,51	0
25	MG	Z	1168	1/1	0.71	0.23	-	50,50,50,50	0
25	MG	Z	1044	1/1	0.90	0.29	-	45,45,45,45	0
25	MG	Z	1096	1/1	0.96	0.40	-	48,48,48,48	0
27	K	Z	1194	1/1	0.66	0.16	-	92,92,92,92	0
25	MG	Z	1024	1/1	0.69	0.26	-	74,74,74,74	0
25	MG	Z	1181	1/1	0.90	0.20	-	47,47,47,47	0
25	MG	Z	1074	1/1	0.78	0.36	-	91,91,91,91	0
25	MG	Z	1062	1/1	0.91	0.48	-	47,47,47,47	0
27	K	Z	1224	1/1	0.83	0.27	-	104,104,104,104	0
27	K	Z	1197	1/1	0.46	0.51	-	117,117,117,117	0
27	K	Z	1229	1/1	0.88	0.23	-	97,97,97,97	0
25	MG	Z	1079	1/1	0.62	0.60	-	62,62,62,62	0
25	MG	Z	1065	1/1	0.88	0.28	-	59,59,59,59	0
25	MG	Z	1019	1/1	0.58	0.49	-	105,105,105,105	0
25	MG	Z	1097	1/1	0.94	0.13	-	12,12,12,12	0
25	MG	Z	1108	1/1	0.80	0.77	-	48,48,48,48	0
27	K	Z	1228	1/1	0.82	0.40	-	88,88,88,88	0
25	MG	Z	1028	1/1	0.87	0.34	-	85,85,85,85	0
25	MG	Z	1094	1/1	0.95	0.29	-	47,47,47,47	0
25	MG	Z	1017	1/1	0.87	0.21	-	85,85,85,85	0
27	K	Z	1205	1/1	0.86	0.32	-	101,101,101,101	0
27	K	Z	1219	1/1	0.94	0.34	-	83,83,83,83	0
25	MG	Z	1040	1/1	0.84	0.46	-	49,49,49,49	0
27	K	Z	1239	1/1	0.91	0.28	-	100,100,100,100	0
27	K	Z	1190	1/1	0.78	0.32	-	94,94,94,94	0
25	MG	Z	1102	1/1	0.92	0.30	-	44,44,44,44	0
25	MG	Z	1185	1/1	0.85	0.42	-	52,52,52,52	0
25	MG	Z	1092	1/1	0.88	0.51	-	65,65,65,65	0
25	MG	Z	1137	1/1	0.95	0.26	-	29,29,29,29	0
25	MG	Z	1166	1/1	0.29	0.49	-	79,79,79,79	0
25	MG	Z	1021	1/1	-0.09	1.36	-	116,116,116,116	0
25	MG	Z	1109	1/1	0.83	0.86	-	61,61,61,61	0
25	MG	Z	1099	1/1	0.79	0.45	-	62,62,62,62	0
25	MG	Z	1100	1/1	0.76	0.32	-	71,71,71,71	0

*Continued on next page...*

*Continued from previous page...*

Mol	Type	Chain	Res	Atoms	RSCC	RSR	LLDF	B-factors( $\text{\AA}^2$ )	Q<0.9
27	K	Z	1200	1/1	0.96	0.17	-	98,98,98,98	0
27	K	Z	1210	1/1	0.86	0.17	-	82,82,82,82	0
25	MG	Z	1182	1/1	0.74	1.27	-	86,86,86,86	0
25	MG	Z	1035	1/1	0.82	0.18	-	80,80,80,80	0
27	K	Z	1232	1/1	0.52	0.23	-	108,108,108,108	0
27	K	Z	1242	1/1	0.55	0.31	-	98,98,98,98	0
25	MG	Z	1041	1/1	0.93	0.31	-	65,65,65,65	0
25	MG	Z	1113	1/1	0.83	0.51	-	57,57,57,57	0
25	MG	Z	1147	1/1	0.62	1.16	-	88,88,88,88	0
27	K	Z	1221	1/1	0.86	1.03	-	100,100,100,100	0
25	MG	Z	1090	1/1	0.90	0.32	-	48,48,48,48	0
27	K	Z	1231	1/1	0.98	0.73	-	130,130,130,130	0
25	MG	Z	1164	1/1	0.90	0.29	-	43,43,43,43	0
25	MG	Z	1179	1/1	0.87	0.12	-	58,58,58,58	0
25	MG	Z	1051	1/1	0.85	0.15	-	55,55,55,55	0
27	K	Z	1225	1/1	0.90	0.27	-	127,127,127,127	0
25	MG	Z	1070	1/1	0.46	0.39	-	70,70,70,70	0
25	MG	Z	1184	1/1	0.82	0.17	-	48,48,48,48	0
25	MG	Z	1018	1/1	0.85	0.38	-	80,80,80,80	0
25	MG	Z	1132	1/1	0.84	0.53	-	48,48,48,48	0
25	MG	Z	1081	1/1	0.94	0.24	-	43,43,43,43	0
25	MG	Z	1022	1/1	0.76	0.45	-	98,98,98,98	0
25	MG	Z	1130	1/1	0.95	0.33	-	40,40,40,40	0
25	MG	Z	1076	1/1	0.91	0.28	-	21,21,21,21	0
25	MG	Z	1026	1/1	0.92	0.27	-	45,45,45,45	0
25	MG	Z	1054	1/1	0.88	0.57	-	46,46,46,46	0
25	MG	Z	1056	1/1	0.88	0.39	-	50,50,50,50	0
27	K	Z	1216	1/1	0.62	1.08	-	129,129,129,129	0
25	MG	Z	1069	1/1	0.91	0.41	-	67,67,67,67	0
25	MG	Z	1154	1/1	0.95	0.23	-	28,28,28,28	0
25	MG	Z	1036	1/1	0.90	0.39	-	44,44,44,44	0
27	K	Z	1188	1/1	0.83	0.19	-	78,78,78,78	0
25	MG	Z	1042	1/1	0.98	0.13	-	34,34,34,34	0
25	MG	Z	1183	1/1	0.92	0.34	-	56,56,56,56	0
27	K	Z	1203	1/1	0.85	0.26	-	96,96,96,96	0
25	MG	Z	1015	1/1	0.82	0.21	-	31,31,31,31	0
27	K	Z	1209	1/1	0.80	0.27	-	97,97,97,97	0
25	MG	Z	1080	1/1	0.82	0.24	-	57,57,57,57	0
25	MG	Z	1103	1/1	0.95	0.22	-	52,52,52,52	0
25	MG	Z	1167	1/1	0.87	0.29	-	50,50,50,50	0
25	MG	Z	1012	1/1	0.64	0.75	-	68,68,68,68	0
27	K	Z	1195	1/1	0.67	0.17	-	94,94,94,94	0

*Continued on next page...*

*Continued from previous page...*

Mol	Type	Chain	Res	Atoms	RSCC	RSR	LLDF	B-factors( $\text{\AA}^2$ )	Q<0.9
27	K	Z	1222	1/1	0.83	0.32	-	99,99,99,99	0
25	MG	Z	1031	1/1	0.92	0.90	-	74,74,74,74	0
25	MG	Z	1077	1/1	0.78	0.37	-	80,80,80,80	0
27	K	Z	1191	1/1	0.93	0.16	-	92,92,92,92	0
25	MG	Z	1014	1/1	0.86	0.15	-	57,57,57,57	0
27	K	Z	1206	1/1	0.75	0.65	-	94,94,94,94	0
25	MG	Z	1087	1/1	0.75	0.28	-	50,50,50,50	0
25	MG	Z	1008	1/1	0.93	0.39	-	1,1,1,1	0
25	MG	Z	1178	1/1	0.75	0.18	-	35,35,35,35	0
25	MG	Z	1148	1/1	0.92	0.46	-	51,51,51,51	0
25	MG	Z	1048	1/1	0.99	0.38	-	1,1,1,1	0
25	MG	Z	1057	1/1	0.93	0.65	-	47,47,47,47	0
25	MG	Z	1140	1/1	0.89	0.27	-	44,44,44,44	0
27	K	Z	1189	1/1	0.80	0.25	-	88,88,88,88	0
27	K	Z	1201	1/1	0.82	0.35	-	111,111,111,111	0
27	K	Z	1236	1/1	0.82	0.18	-	96,96,96,96	0
25	MG	Z	1136	1/1	0.97	0.60	-	35,35,35,35	0
25	MG	Z	1038	1/1	0.98	0.40	-	32,32,32,32	0
25	MG	Z	1161	1/1	0.86	0.24	-	56,56,56,56	0
27	K	Z	1233	1/1	0.63	0.21	-	90,90,90,90	0
25	MG	Z	1156	1/1	0.74	0.92	-	85,85,85,85	0
25	MG	Z	1006	1/1	0.97	0.65	-	39,39,39,39	0
27	K	Z	1230	1/1	0.89	0.35	-	131,131,131,131	0
25	MG	Z	1165	1/1	0.80	0.23	-	82,82,82,82	0

## 6.5 Other polymers [i](#)

There are no such residues in this entry.