



wwPDB EM Map/Model Validation Report ⓘ

Apr 10, 2016 – 02:53 PM BST

PDB ID : 4V5M
EMDB ID: : EMD-1798
Title : tRNA tranlocation on the 70S ribosome: the pre-translocational translocation intermediate TI(PRE)
Authors : Ratje, A.H.; Loerke, J.; Mikolajka, A.; Bruenner, M.; Hildebrand, P.W.; Starosta, A.L.; Doenhoefer, A.; Connell, S.R.; Fucini, P.; Mielke, T.; Whitford, P.C.; Onuchic, J.N.; Yu, Y.; Sanbonmatsu, K.Y.; Hartmann, R.K.; Penczek, P.A.; Wilson, D.N.; Spahn, C.M.T.
Deposited on : 2010-10-01
Resolution : 7.80 Å(reported)
Based on PDB ID : 2WRI,2WRJ

This is a wwPDB EM Map/Model Validation Report for a publicly released PDB/EMDB entry.

For rigid body fitted models, validation errors reported here could stem from errors in the original structure(s) used in the fitting.

We welcome your comments at validation@mail.wwpdb.org

A user guide is available at

<http://wwpdb.org/validation/2016/EMValidationReportHelp>

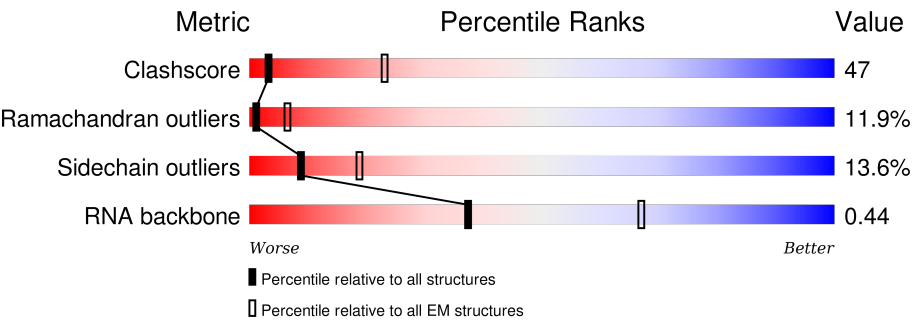
MolProbity : 4.02b-467
Mogul : 1.7.1 (RC1), CSD as537be (2016)
Percentile statistics : 20151230.v01 (using entries in the PDB archive December 30th 2015)
Ideal geometry (proteins) : Engh & Huber (2001)
Ideal geometry (DNA, RNA) : Parkinson et. al. (1996)
Validation Pipeline (wwPDB-VP) : trunk27241

1 Overall quality at a glance i

The following experimental techniques were used to determine the structure:
ELECTRON MICROSCOPY

The reported resolution of this entry is 7.80 Å.

Percentile scores (ranging between 0-100) for global validation metrics of the entry are shown in the following graphic. The table shows the number of entries on which the scores are based.



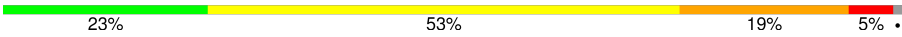
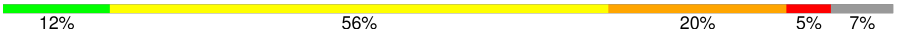

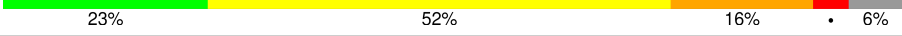

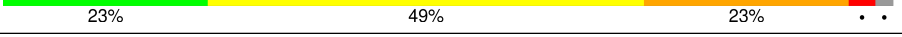









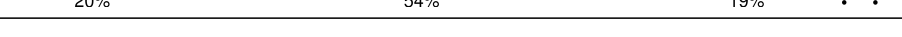









Metric	Whole archive (#Entries)	EM structures (#Entries)
Clashscore	114402	924
Ramachandran outliers	111179	726
Sidechain outliers	111093	686
RNA backbone	3027	244

The table below summarises the geometric issues observed across the polymeric chains. The red, orange, yellow and green segments on the bar indicate the fraction of residues that contain outliers for ≥ 3 , 2, 1 and 0 types of geometric quality criteria. A grey segment represents the fraction of residues that are not modelled. The numeric value for each fraction is indicated below the corresponding segment, with a dot representing fractions $\leq 5\%$

Mol	Chain	Length	Quality of chain
1	AA	1522	<div><div>24%</div><div>57%</div><div>17%</div><div></div></div>
2	AB	256	<div><div>23%</div><div>48%</div><div>16%</div><div>9%</div></div>
3	AC	239	<div><div>22%</div><div>46%</div><div>14%</div><div>14%</div></div>
4	AD	209	<div><div>29%</div><div>49%</div><div>17%</div><div></div></div>
5	AE	162	<div><div>27%</div><div>52%</div><div>13%</div><div>7%</div></div>
6	AF	101	<div><div>24%</div><div>52%</div><div>16%</div><div>8%</div></div>
7	AG	156	<div><div>29%</div><div>53%</div><div>12%</div><div>6%</div></div>
8	AH	138	<div><div>29%</div><div>58%</div><div>10%</div><div></div></div>

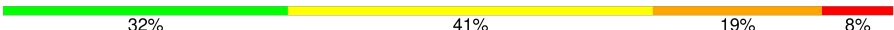
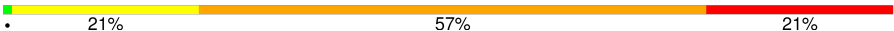


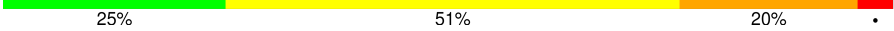
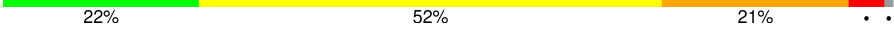



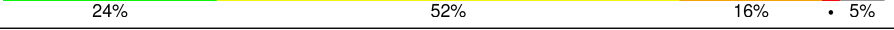




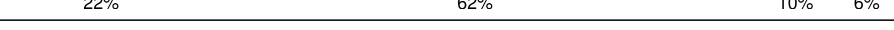
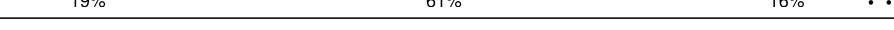








Continued on next page...

Continued from previous page...

Mol	Chain	Length	Quality of chain
9	AI	128	
10	AJ	105	
11	AK	129	
12	AL	132	
13	AM	126	
14	AN	61	
15	AO	89	
16	AP	88	
17	AQ	105	
18	AR	88	
19	AS	93	
20	AT	106	
21	AU	27	
22	AV	77	
23	AX	11	
24	AY	691	
25	B0	85	
26	B1	98	
27	B2	72	
28	B3	60	
29	B4	71	
30	B5	60	
31	B6	54	
32	B7	49	
33	B8	65	

Continued on next page...

Continued from previous page...

Mol	Chain	Length	Quality of chain
34	B9	37	
35	BA	2915	
36	BB	122	
37	BC	229	
38	BD	276	
39	BE	206	
40	BF	210	
41	BG	182	
42	BH	180	
43	BK	147	
44	BL	121	
45	BN	140	
46	BO	122	
47	BP	150	
48	BQ	141	
49	BR	118	
50	BS	112	
51	BT	146	
52	BU	118	
53	BV	101	
54	BW	113	
55	BX	96	
56	BY	110	
57	BZ	206	

2 Entry composition

There are 59 unique types of molecules in this entry. The entry contains 152777 atoms, of which 0 are hydrogens and 0 are deuteriums.

In the tables below, the AltConf column contains the number of residues with at least one atom in alternate conformation and the Trace column contains the number of residues modelled with at most 2 atoms.

- Molecule 1 is a RNA chain called 16S RRNA.

Mol	Chain	Residues	Atoms					AltConf	Trace
1	AA	1504	Total	C	N	O	P	0	0
			32329	14390	5992	10444	1503		

- Molecule 2 is a protein called 30S RIBOSOMAL PROTEIN S2.

Mol	Chain	Residues	Atoms					AltConf	Trace
2	AB	234	Total	C	N	O	S	0	0
			1900	1213	341	341	5		

- Molecule 3 is a protein called 30S RIBOSOMAL PROTEIN S3.

Mol	Chain	Residues	Atoms					AltConf	Trace
3	AC	206	Total	C	N	O	S	0	0
			1612	1016	314	281	1		

- Molecule 4 is a protein called 30S RIBOSOMAL PROTEIN S4.

Mol	Chain	Residues	Atoms					AltConf	Trace
4	AD	208	Total	C	N	O	S	0	0
			1703	1066	339	291	7		

- Molecule 5 is a protein called 30S RIBOSOMAL PROTEIN S5.

Mol	Chain	Residues	Atoms					AltConf	Trace
5	AE	150	Total	C	N	O	S	0	0
			1146	724	217	201	4		

- Molecule 6 is a protein called 30S RIBOSOMAL PROTEIN S6.

Mol	Chain	Residues	Atoms					AltConf	Trace
6	AF	101	Total	C	N	O	S	0	0
			843	531	155	154	3		

- Molecule 7 is a protein called 30S RIBOSOMAL PROTEIN S7.

Mol	Chain	Residues	Atoms					AltConf	Trace
7	AG	155	Total	C	N	O	S	0	0
			1257	781	252	218	6		

- Molecule 8 is a protein called 30S RIBOSOMAL PROTEIN S8.

Mol	Chain	Residues	Atoms					AltConf	Trace
8	AH	138	Total	C	N	O	S	0	0
			1116	705	215	193	3		

- Molecule 9 is a protein called 30S RIBOSOMAL PROTEIN S9.

Mol	Chain	Residues	Atoms					AltConf	Trace
9	AI	127	Total	C	N	O	S	0	0
			1010	639	197	174			

- Molecule 10 is a protein called 30S RIBOSOMAL PROTEIN S10.

Mol	Chain	Residues	Atoms					AltConf	Trace
10	AJ	98	Total	C	N	O	S	0	0
			794	499	156	138	1		

- Molecule 11 is a protein called 30S RIBOSOMAL PROTEIN S11.

Mol	Chain	Residues	Atoms					AltConf	Trace
11	AK	119	Total	C	N	O	S	0	0
			885	549	168	165	3		

- Molecule 12 is a protein called 30S RIBOSOMAL PROTEIN S12.

Mol	Chain	Residues	Atoms					AltConf	Trace
12	AL	124	Total	C	N	O	S	0	0
			970	611	195	163	1		

- Molecule 13 is a protein called 30S RIBOSOMAL PROTEIN S13.

Mol	Chain	Residues	Atoms					AltConf	Trace
13	AM	124	Total	C	N	O	S	0	0
			987	611	205	169	2		

- Molecule 14 is a protein called 30S RIBOSOMAL PROTEIN S14 TYPE Z.

Mol	Chain	Residues	Atoms					AltConf	Trace
14	AN	60	Total	C	N	O	S	0	0
			492	312	104	72	4		

- Molecule 15 is a protein called 30S RIBOSOMAL PROTEIN S15.

Mol	Chain	Residues	Atoms					AltConf	Trace
15	AO	88	Total	C	N	O	S	0	0
			734	459	147	126	2		

- Molecule 16 is a protein called 30S RIBOSOMAL PROTEIN S16.

Mol	Chain	Residues	Atoms					AltConf	Trace
16	AP	83	Total	C	N	O	S	0	0
			700	443	139	117	1		

- Molecule 17 is a protein called 30S RIBOSOMAL PROTEIN S17.

Mol	Chain	Residues	Atoms					AltConf	Trace
17	AQ	99	Total	C	N	O	S	0	0
			823	528	151	142	2		

- Molecule 18 is a protein called 30S RIBOSOMAL PROTEIN S18.

Mol	Chain	Residues	Atoms				AltConf	Trace
18	AR	70	Total	C	N	O	0	0
			574	367	112	95		

- Molecule 19 is a protein called 30S RIBOSOMAL PROTEIN S19.

Mol	Chain	Residues	Atoms					AltConf	Trace
19	AS	78	Total	C	N	O	S	0	0
			629	403	114	110	2		

- Molecule 20 is a protein called 30S RIBOSOMAL PROTEIN S20.

Mol	Chain	Residues	Atoms					AltConf	Trace
20	AT	99	Total	C	N	O	S	0	0
			763	470	162	129	2		

- Molecule 21 is a protein called 30S RIBOSOMAL PROTEIN THX.

Mol	Chain	Residues	Atoms				AltConf	Trace
21	AU	24	Total	C	N	O	0	0
			208	128	50	30		

- Molecule 22 is a RNA chain called TRNA.

Mol	Chain	Residues	Atoms					AltConf	Trace
22	AV	77	Total	C	N	O	P	0	0
			1640	732	297	535	76		

- Molecule 23 is a RNA chain called MRNA.

Mol	Chain	Residues	Atoms					AltConf	Trace
23	AX	11	Total	C	N	O	P	0	0
			230	105	41	74	10		

- Molecule 24 is a protein called ELONGATION FACTOR G.

Mol	Chain	Residues	Atoms					AltConf	Trace
24	AY	666	Total	C	N	O	S	0	0
			5214	3316	892	988	18		

- Molecule 25 is a protein called 50S RIBOSOMAL PROTEIN L27.

Mol	Chain	Residues	Atoms					AltConf	Trace
25	B0	84	Total	C	N	O	S	0	0
			662	410	140	111	1		

- Molecule 26 is a protein called 50S RIBOSOMAL PROTEIN L28.

Mol	Chain	Residues	Atoms					AltConf	Trace
26	B1	93	Total	C	N	O	S	0	0
			731	460	145	125	1		

- Molecule 27 is a protein called 50S RIBOSOMAL PROTEIN L29.

Mol	Chain	Residues	Atoms					AltConf	Trace
27	B2	71	Total	C	N	O	S	0	0
			598	370	121	106	1		

- Molecule 28 is a protein called 50S RIBOSOMAL PROTEIN L30.

Mol	Chain	Residues	Atoms					AltConf	Trace
28	B3	59	Total	C	N	O	S	0	0
			467	298	90	78	1		

- Molecule 29 is a protein called 50S RIBOSOMAL PROTEIN L31.

Mol	Chain	Residues	Atoms					AltConf	Trace
29	B4	57	Total	C	N	O	S	0	0
			450	285	77	83	5		

- Molecule 30 is a protein called 50S RIBOSOMAL PROTEIN L32.

Mol	Chain	Residues	Atoms					AltConf	Trace
30	B5	59	Total	C	N	O	S	0	0
			459	288	90	76	5		

- Molecule 31 is a protein called 50S RIBOSOMAL PROTEIN L33.

Mol	Chain	Residues	Atoms					AltConf	Trace
31	B6	50	Total	C	N	O	S	0	0
			433	270	88	71	4		

- Molecule 32 is a protein called 50S RIBOSOMAL PROTEIN L34.

Mol	Chain	Residues	Atoms					AltConf	Trace
32	B7	48	Total	C	N	O	S	0	0
			418	257	104	55	2		

- Molecule 33 is a protein called 50S RIBOSOMAL PROTEIN L35.

Mol	Chain	Residues	Atoms					AltConf	Trace
33	B8	63	Total	C	N	O	S	0	0
			507	326	101	78	2		

- Molecule 34 is a protein called 50S RIBOSOMAL PROTEIN L36.

Mol	Chain	Residues	Atoms					AltConf	Trace
34	B9	37	Total	C	N	O	S	0	0
			307	188	68	47	4		

- Molecule 35 is a RNA chain called 23S RIBOSOMAL RNA.

Mol	Chain	Residues	Atoms					AltConf	Trace
35	BA	2901	Total	C	N	O	P	0	0
			62474	27806	11681	20087	2900		

- Molecule 36 is a RNA chain called 5S RIBOSOMAL RNA.

Mol	Chain	Residues	Atoms					AltConf	Trace
36	BB	119	Total	C	N	O	P	0	0
			2551	1136	471	826	118		

- Molecule 37 is a protein called 50S RIBOSOMAL PROTEIN L1.

Mol	Chain	Residues	Atoms					AltConf	Trace
37	BC	228	Total	C	N	O	S	0	0
			1742	1101	319	319	3		

- Molecule 38 is a protein called 50S RIBOSOMAL PROTEIN L2.

Mol	Chain	Residues	Atoms					AltConf	Trace
38	BD	275	Total	C	N	O	S	0	0
			2145	1353	428	361	3		

- Molecule 39 is a protein called 50S RIBOSOMAL PROTEIN L3.

Mol	Chain	Residues	Atoms					AltConf	Trace
39	BE	204	Total	C	N	O	S	0	0
			1563	988	299	270	6		

- Molecule 40 is a protein called 50S RIBOSOMAL PROTEIN L4.

Mol	Chain	Residues	Atoms					AltConf	Trace
40	BF	207	Total	C	N	O	S	0	0
			1623	1035	303	282	3		

- Molecule 41 is a protein called 50S RIBOSOMAL PROTEIN L5.

Mol	Chain	Residues	Atoms					AltConf	Trace
41	BG	181	Total	C	N	O	S	0	0
			1474	942	268	260	4		

- Molecule 42 is a protein called 50S RIBOSOMAL PROTEIN L6.

Mol	Chain	Residues	Atoms					AltConf	Trace
42	BH	166	Total	C	N	O	S	0	0
			1268	803	237	227	1		

- Molecule 43 is a protein called 50S RIBOSOMAL PROTEIN L11.

Mol	Chain	Residues	Atoms					AltConf	Trace
43	BK	139	Total	C	N	O	S	0	0
			1025	653	181	186	5		

- Molecule 44 is a protein called 50S RIBOSOMAL PROTEIN L7/L12.

Mol	Chain	Residues	Atoms				AltConf	Trace
44	BL	67	Total	C	N	O	0	0
			477	301	81	95		

- Molecule 45 is a protein called 50S RIBOSOMAL PROTEIN L13.

Mol	Chain	Residues	Atoms					AltConf	Trace
45	BN	138	Total	C	N	O	S	0	0
			1104	712	206	182	4		

- Molecule 46 is a protein called 50S RIBOSOMAL PROTEIN L14.

Mol	Chain	Residues	Atoms					AltConf	Trace
46	BO	122	Total	C	N	O	S	0	0
			933	588	171	170	4		

- Molecule 47 is a protein called 50S RIBOSOMAL PROTEIN L15.

Mol	Chain	Residues	Atoms					AltConf	Trace
47	BP	146	Total	C	N	O	S	0	0
			1114	692	227	193	2		

- Molecule 48 is a protein called 50S RIBOSOMAL PROTEIN L16.

Mol	Chain	Residues	Atoms					AltConf	Trace
48	BQ	141	Total	C	N	O	S	0	0
			1122	715	212	188	7		

- Molecule 49 is a protein called 50S RIBOSOMAL PROTEIN L17.

Mol	Chain	Residues	Atoms				AltConf	Trace
49	BR	117	Total	C	N	O	0	0
			960	599	202	159		

- Molecule 50 is a protein called 50S RIBOSOMAL PROTEIN L18.

Mol	Chain	Residues	Atoms				AltConf	Trace
50	BS	98	Total	C	N	O	0	0
			770	486	154	130		

- Molecule 51 is a protein called 50S RIBOSOMAL PROTEIN L19.

Mol	Chain	Residues	Atoms					AltConf	Trace
51	BT	137	Total	C	N	O	S	0	0
			1141	710	234	196	1		

- Molecule 52 is a protein called 50S RIBOSOMAL PROTEIN L20.

Mol	Chain	Residues	Atoms					AltConf	Trace
52	BU	117	Total	C	N	O	S	0	0
			958	604	202	151	1		

- Molecule 53 is a protein called 50S RIBOSOMAL PROTEIN L21.

Mol	Chain	Residues	Atoms					AltConf	Trace
53	BV	101	Total	C	N	O	S	0	0
			779	501	142	135	1		

- Molecule 54 is a protein called 50S RIBOSOMAL PROTEIN L22.

Mol	Chain	Residues	Atoms					AltConf	Trace
54	BW	113	Total	C	N	O	S	0	0
			896	563	176	155	2		

- Molecule 55 is a protein called 50S RIBOSOMAL PROTEIN L23.

Mol	Chain	Residues	Atoms				AltConf	Trace
55	BX	92	Total	C	N	O	0	0
			725	471	131	123		

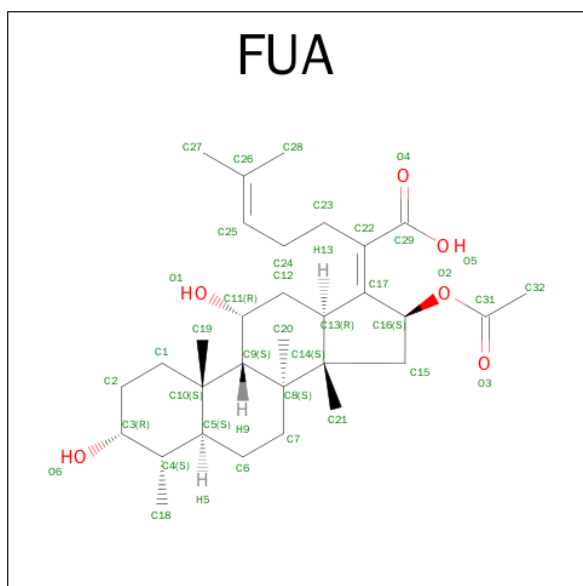
- Molecule 56 is a protein called 50S RIBOSOMAL PROTEIN L24.

Mol	Chain	Residues	Atoms					AltConf	Trace
56	BY	106	Total	C	N	O	S	0	0
			810	520	154	131	5		

- Molecule 57 is a protein called 50S RIBOSOMAL PROTEIN L25.

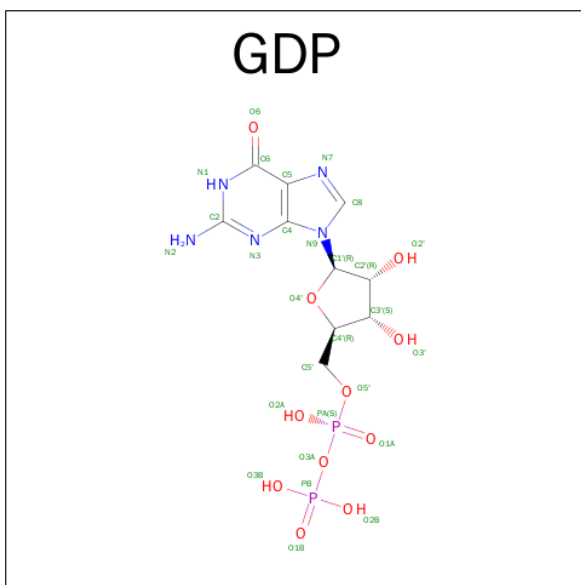
Mol	Chain	Residues	Atoms					AltConf	Trace
57	BZ	184	Total	C	N	O	S	0	0
			1467	936	261	268	2		

- Molecule 58 is FUSIDIC ACID (three-letter code: FUA) (formula: $C_{31}H_{48}O_6$).



Mol	Chain	Residues	Atoms			AltConf
58	AY	1	Total	C	O	0
			37	31	6	

- Molecule 59 is GUANOSINE-5'-DIPHOSPHATE (three-letter code: GDP) (formula: $C_{10}H_{15}N_5O_{11}P_2$).

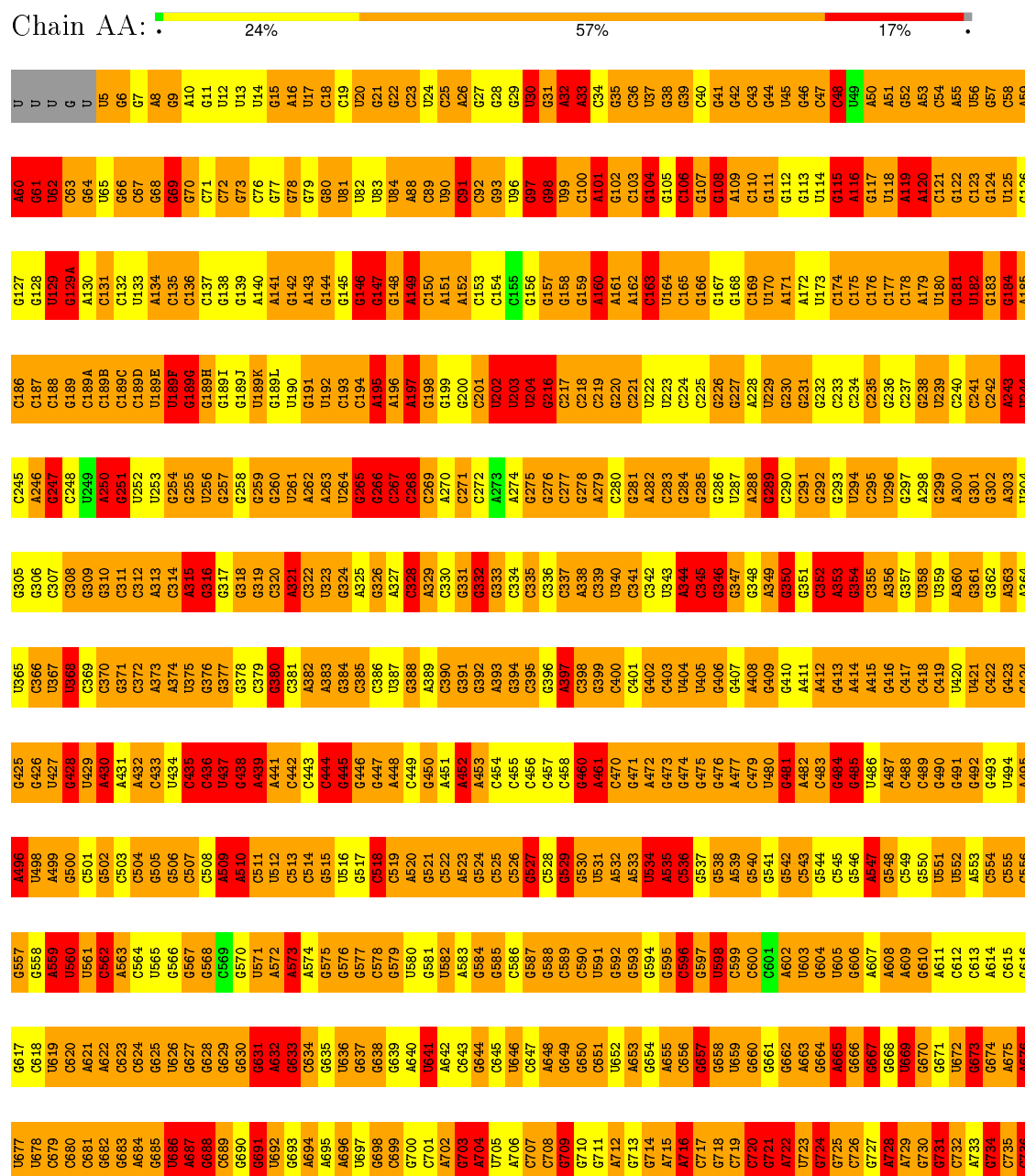


Mol	Chain	Residues	Atoms					AltConf
59	AY	1	Total	C	N	O	P	0
			28	10	5	11	2	

3 Residue-property plots

These plots are drawn for all protein, RNA and DNA chains in the entry. The first graphic for a chain summarises the proportions of errors displayed in the second graphic. The second graphic shows the sequence view annotated by issues in geometry. Residues are color-coded according to the number of geometric quality criteria for which they contain at least one outlier: green = 0, yellow = 1, orange = 2 and red = 3 or more. Stretches of 2 or more consecutive residues without any outlier are shown as a green connector. Residues present in the sample, but not in the model, are shown in grey.

• Molecule 1: 16S rRNA



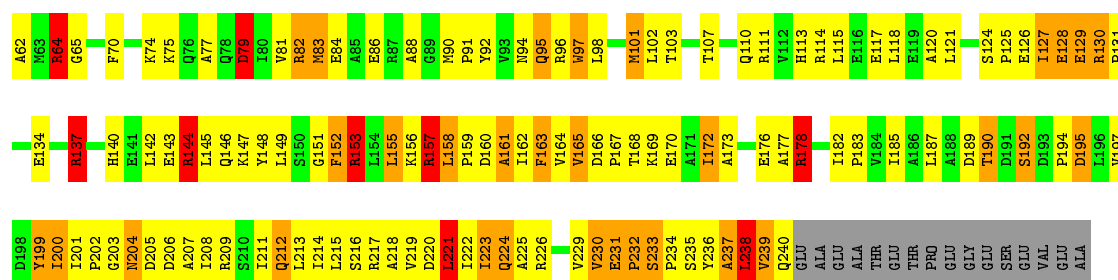
G1523	G1463	A1398	A1339	A1279	U1219	C1458	C1098	C1038	A983	A923	U863	C797	A737
C1524	G1464	C1399	A1340	A1280	G1220	U1159	G1099	C1039	C984	C924	A864	G798	C738
G1525	C1465	C1400	C1341	A1281	G1221	G1160	C1100	U1040	A986	G926	A865	G799	C739
G1526	C1466	G1401	C1342	C1282	G1222	G1161	A1101	A1041	G987	G927	C867	U801	G740
C1527	G1467	C1402	C1343	G1283	C1223	C1163	C1103	G1043	G988	G928	C868	A802	G741
U1528	C1468	C1403	C1344	G1284	G1224	G1164	C1104	A1044	C989	G929	C869	G803	G742
G1529	G1469	G1404	U1345	A1285	A1225	A1226	A1105	C1045	C990	C930	U870	U804	U743
G1530	G1470	A1405	A1346	A1286	C1226	G1166	G1106	A1046	U991	C931	U871	C805	C744
A1531	G1471	U1406	G1347	A1287	A1227	G1167	G1107	G1047	U992	C932	U872	C806	A746
U	U1472	C1407	A1348	A1288	C1228	A1168	C1108	A1048	G993	G933	A873	A807	C747
L11	A1473	A1408	A1349	A1289	G1229	A1169	G1109	U1049	A994	C934	G874	C808	G748
E12	G1474	G1409	A1350	G1290	C1230	A1170	A1110	G1050	C995	A935	C875	G809	C749
A13	G1475	G1410	U1351	G1291	G1231	G1171	A1111	C1051	A996	C936	G876	C810	G750
G14	G1476	C1411	C1352	U1292	U1232	G1172	A1112	U1052	U997	C937	C877	C811	U751
V15	C1477	C1412	G1353	G1293	G1233	G1173	C1113	G1053	A998	A938	C878	C812	G752
H16	C1478	A1413	C1354	G1294	C1234	G1174	C1114	G1054	C999	G939	C879	U813	A753
F17	C1479	U1414	G1355	G1295	U1235	G1175	C1115	A1055	U1000	C940	C880	A814	C754
G18	G1480	G1415	G1356	C1296	A1236	A1176	C1116	U1056	A1001	G941	C881	A815	G755
H19	U1481	G1416	A1357	C1297	C1237	G1177	C1117	G1057	G1001A	G942	C882	A816	C756
E20	G1417	G1417	C1358	C1298	A1238	G1178	C1118	G1058	U1002	U943	C883	C817	U757
R21	A1482	A1418	U1359	A1299	A1239	A1179	C1119	C1059	G1003	G944	U884	G818	G758
K22	C1483	G1419	A1360	G1300	U1240	A1180	C1120	C1060	A1004	G945	U885	A819	G759
R23	U1485	C1420	G1361	U1301	G1241	A1181	G1121	G1061	G1010	U951	U891	G820	G760
W24	G1486	G1421	C1362	U1302	C1242	G1182	U1122	G1062	A1005	U952	C892	G821	G761
N25	G1487	G1422	C1363	C1303	C1243	A1183	U1123	C1063	C1006	G947	C887	C822	G762
P26	G1488	G1423	A1363A	G1304	G1244	G1184	A1123	G1064	C1007	C948	G888	G823	G763
K27	G1489	C1424	U1364	G1305	A1245	G1185	G1124	U1065	C1008	A949	U889	G824	G764
F28	U1490	U1425	G1365	A1306	C1246	G1186	U1125	U1066	G1009	U950	C890	G825	G765
A29	G1491	C1426	C1366	U1307	U1247	G1187	U1126	C1066	G1011	U952	C892	G826	A766
R30	A1492	U1427	C1367	U1308	A1248	A1188	G1127	U1067	C1012	U953	C893	U827	A767
Y31	G1493	G1428	G1368	G1309	G1249	A1189	C1128	C1068	G894	G954	C894	A828	A768
I32	G1494	C1429	C1369	G1310	A1250	G1190	C1129	C1069	U955	U956	C896	G830	C770
Y33	U1495	U1430	G1370	G1311	A1251	A1191	A1130	U1070	A1016	U957	C897	U831	G771
A34	C1496	C1431	G1371	U1312	A1252	G1192	G1131	G1071	G1017	A958	C898	C832	U772
E35	G1497	G1432	U1372	G1313	G1253	G1193	C1132	G1072	G1018	U959	C899	U833	G773
R36	U1498	A1434	A1373	C1314	C1254	U1194	G1133	U1073	C1019	U960	A900	C834	G774
I39	A1499	G1435	A1374	U1315	G1255	G1195	G1134	C1074	U1020	U961	A901	U835	G775
H40	U1500	G1436	U1375	G1316	A1256	U1196	U1135	C1075	G1021	C962	G902	G836	G776
I41	C1501	U1436	U1376	U1317	U1257	G1197	C1137	G1077	G963	G963	C904	G838	G777
I42	A1502	C1437	A1377	A1318	G1258	U1198	G1138	U1078	G1022	A964	U905	U839	C778
D43	G1503	G1438	C1378	C1319	C1259	C1200	G1139	G1079	G1023	A965	U906	C840	C779
L44	G1504	C1439	G1379	C1320	C1260	A1201	C1140	A1080	U1024	C966	C907	G851	A780
Q45	U1505	C1440	U1380	C1321	A1261	G1202	C1141	G1081	U1025	C967	A907	G852	G781
K46	U1506	G1441	U1381	G1322	C1262	C1203	G1142	G1082	C1027	A968	A908	C848	A782
T47	A1507	G1442	C1382	C1323	C1263	A1204	G1143	U1083	C1028	A969	C909	U850	C783
M48	G1508	G1442A	C1383	A1324	G1264	U1205	G1144	G1084	C1029	C970	U911	G853	C784
E49	U1509	A1442B	C1384	C1325	G1265	G1206	G1145	U1085	G1030	G971	C912	G854	A790
E50	U1510	G1443	G1385	G1326	G1266	G1207	A1146	U1086	G1031	C972	C913	C857	G791
L51	G1511	C1444	G1386	C1327	C1267	G1208	C1147	G1087	G1032	C973	C914	G858	A792
L51	U1512	U1445	G1387	C1328	A1268	C1209	U1148	G1088	C1030A	C974	A914	G859	A793
E52	A1513	U1446	C1388	C1329	A1269	C1210	U1149	G1089	C1030B	A975	A915	G860	C794
R53	C1514	A1447	C1389	U1330	G1270	C1211	U1150	U1090	G1031	G976	G916	C861	C795
T54	C1515	C1452	U1390	G1331	G1271	U1211	A1151	U1091	G1032	A977	G917	G862	C796
F55	G1516	G1456	U1391	A1332	G1272	U1212	A1152	A1092	G1033	C979	A919	U920	
R56	G1517	G1457	G1392	A1333	G1273	C1213	A1153	A1093	G1034	C980	U921		
F57	U1518	G1458	U1393	G1334	G1274	G1214	G1154	G1094	G1035	U981			
I58	A1519	C1459	A1394	G1335	A1275	G1215	G1155	C1095	G1036	U982			
E59	G1520	A1460	C1395	G1336	A1276	G1216	G1156	C1096	G1037	U983			
D60	G1521	G1461	A1396	C1337	C1277	C1217	G1157	C1097		U984			
L61	U1522	G1462	C1397	G1338	U1278	C1218	A1157						

● Molecule 2: 30S RIBOSOMAL PROTEIN S2

Chain AB:

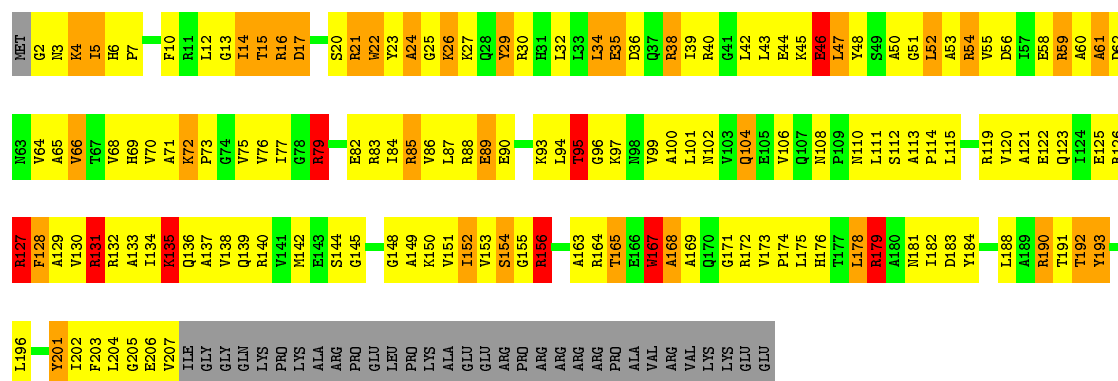


MET	E20	R36	I39	H40	I41	I42	D43	L44	Q45	K46	T47	M48	E49	E50	L51	E52	R53	T54	F55	R56	F57	I58	E59	D60	L61
-----	-----	-----	-----	-----	-----	-----	-----	-----	-----	-----	-----	-----	-----	-----	-----	-----	-----	-----	-----	-----	-----	-----	-----	-----	-----



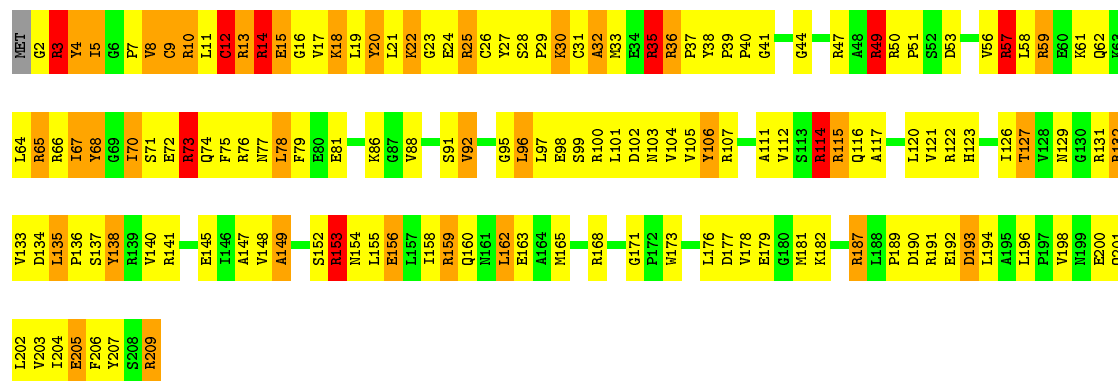
• Molecule 3: 30S RIBOSOMAL PROTEIN S3

Chain AC: 22% 46% 14% 14%



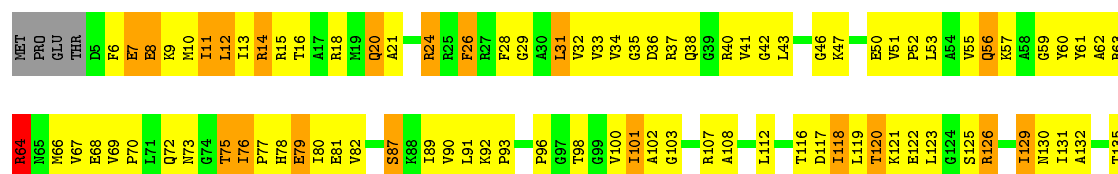
• Molecule 4: 30S RIBOSOMAL PROTEIN S4

Chain AD: 29% 49% 17% 5%



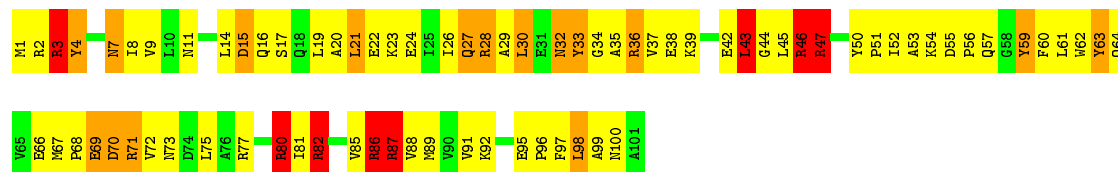
• Molecule 5: 30S RIBOSOMAL PROTEIN S5

Chain AE: 27% 52% 13% 7%

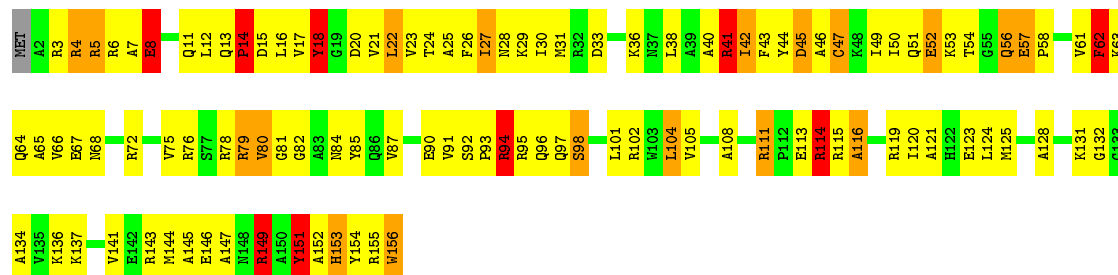




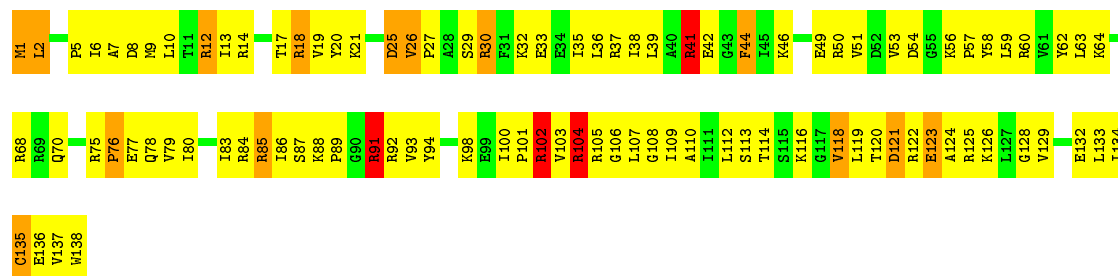
• Molecule 6: 30S RIBOSOMAL PROTEIN S6



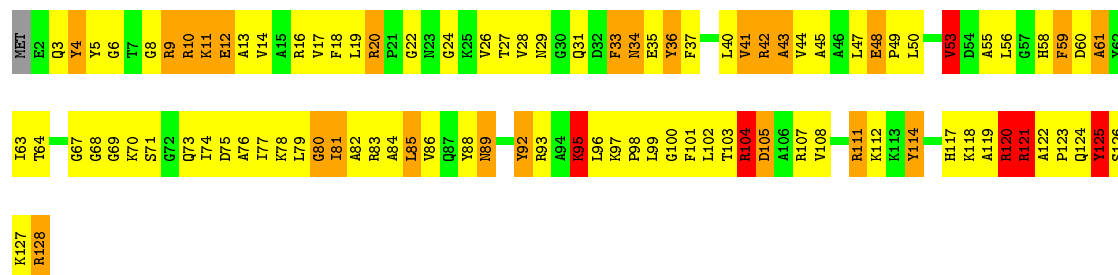
• Molecule 7: 30S RIBOSOMAL PROTEIN S7



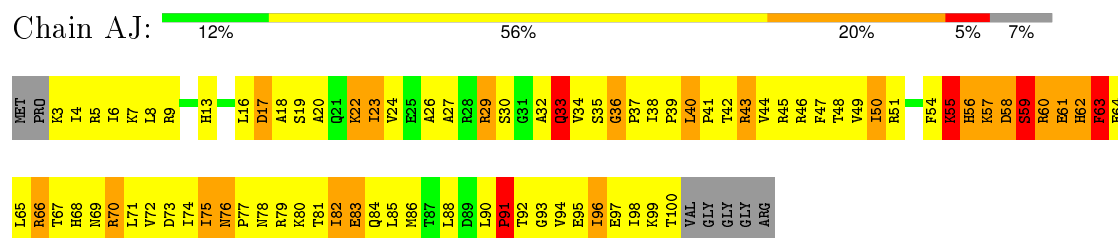
• Molecule 8: 30S RIBOSOMAL PROTEIN S8



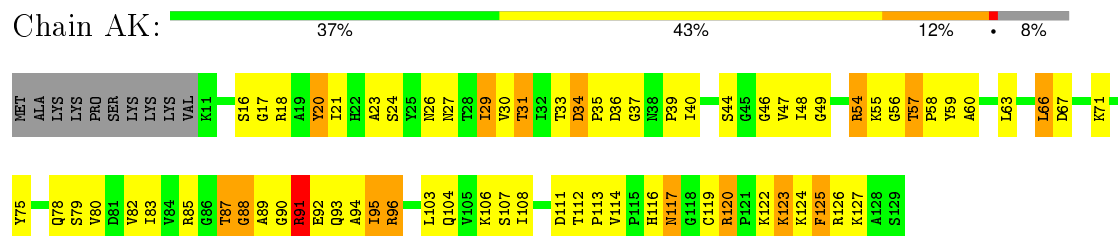
• Molecule 9: 30S RIBOSOMAL PROTEIN S9



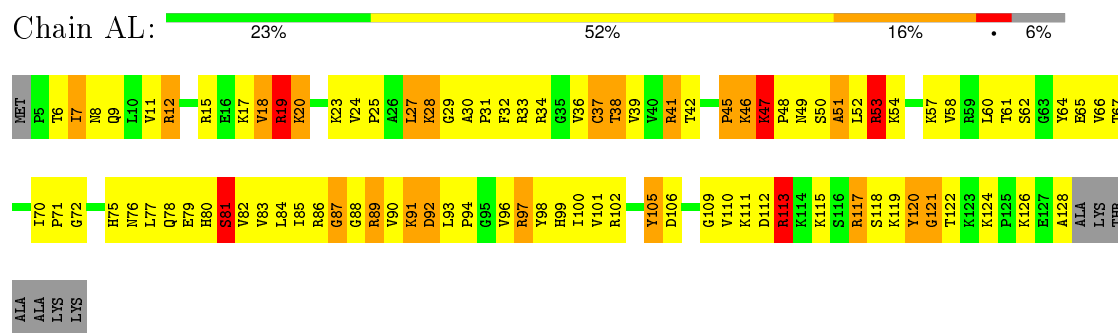
- Molecule 10: 30S RIBOSOMAL PROTEIN S10



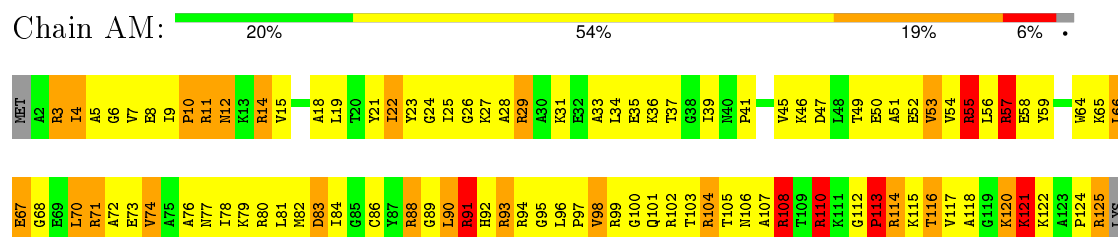
- Molecule 11: 30S RIBOSOMAL PROTEIN S11



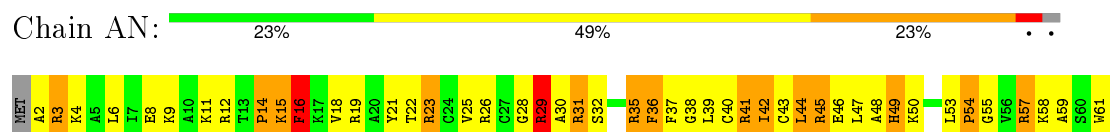
- Molecule 12: 30S RIBOSOMAL PROTEIN S12



- Molecule 13: 30S RIBOSOMAL PROTEIN S13

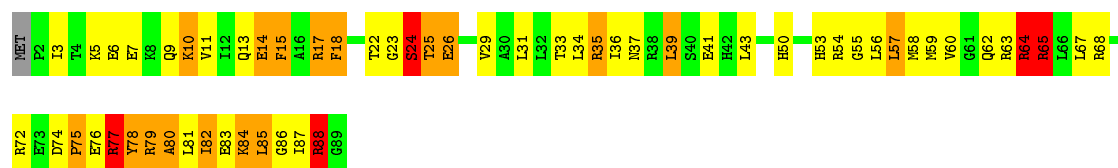


- Molecule 14: 30S RIBOSOMAL PROTEIN S14 TYPE Z



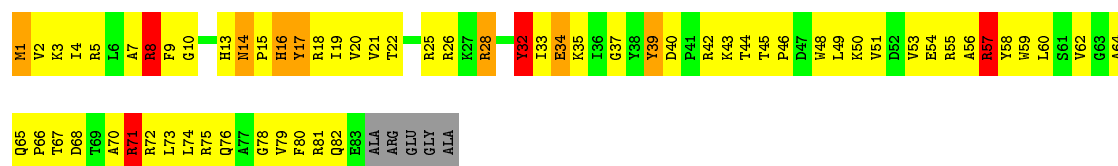
- Molecule 15: 30S RIBOSOMAL PROTEIN S15





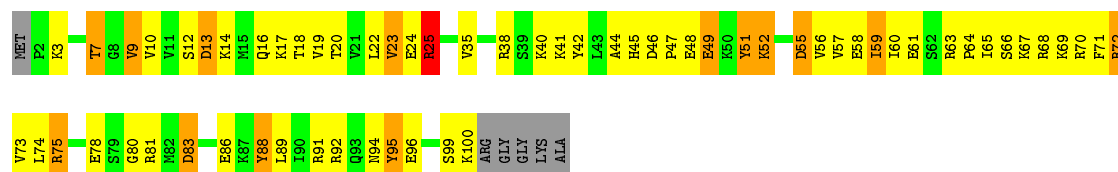
• Molecule 16: 30S RIBOSOMAL PROTEIN S16

Chain AP: 22% 60% 8% 5% 6%



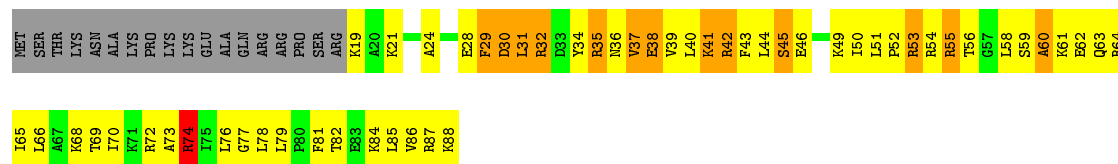
• Molecule 17: 30S RIBOSOMAL PROTEIN S17

Chain AQ: 34% 46% 13% 6%



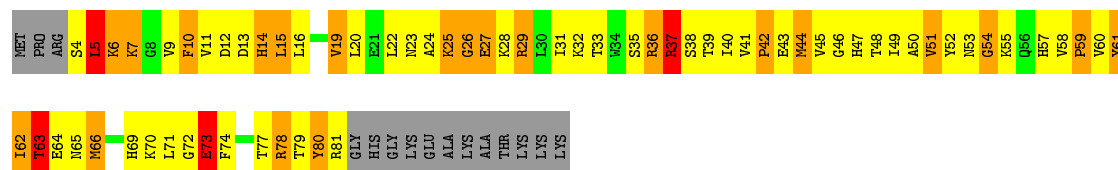
• Molecule 18: 30S RIBOSOMAL PROTEIN S18

Chain AR: 17% 47% 15% 20%



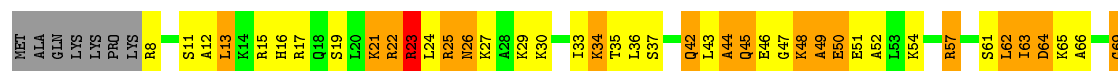
• Molecule 19: 30S RIBOSOMAL PROTEIN S19

Chain AS: 12% 45% 23% 16%



• Molecule 20: 30S RIBOSOMAL PROTEIN S20

Chain AT: 25% 42% 25% 7%





• Molecule 21: 30S RIBOSOMAL PROTEIN THX

Chain AU: 26% 37% 22% • 11%



• Molecule 22: TRNA

Chain AV: 14% 64% 22%



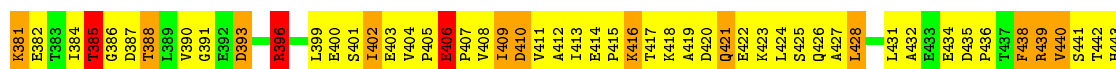

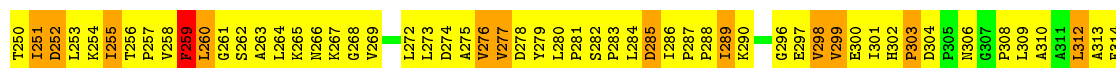
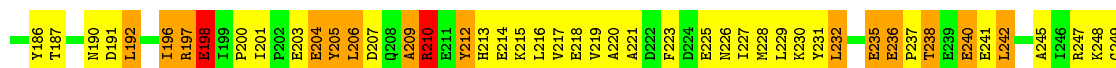
• Molecule 23: MRNA

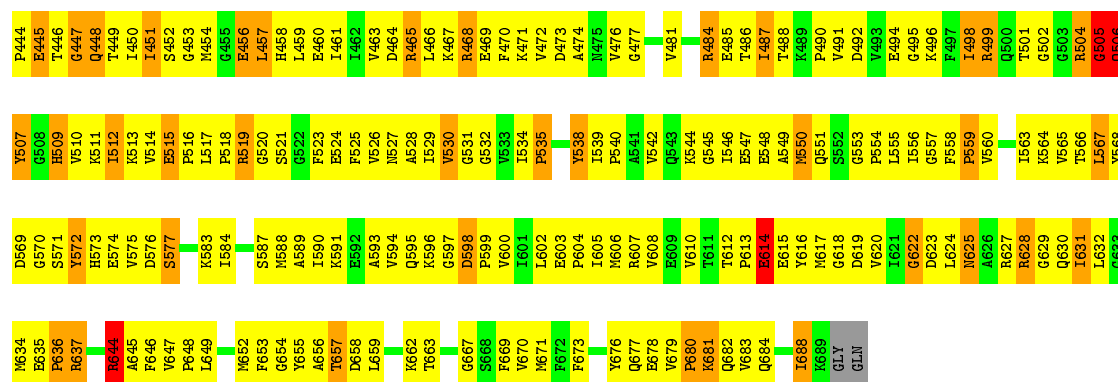
Chain AX: 9% 55% 36%



• Molecule 24: ELONGATION FACTOR G

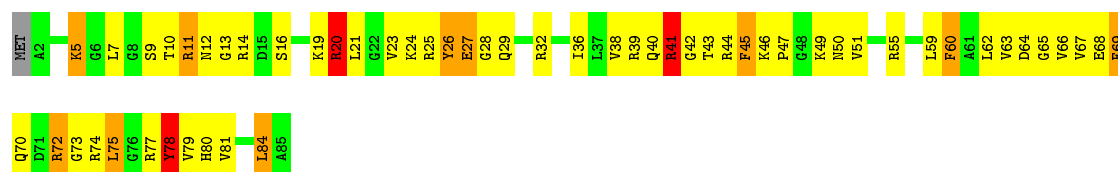
Chain AY: 20% 54% 19% • •





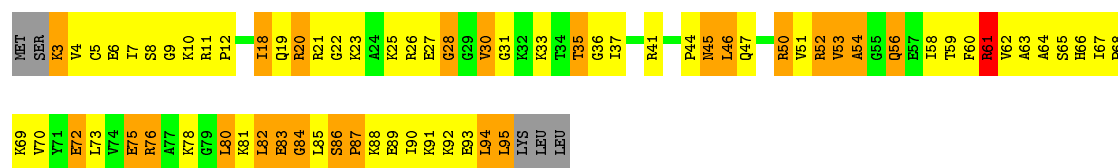
• Molecule 25: 50S RIBOSOMAL PROTEIN L27

Chain B0: 33% 51% 12%



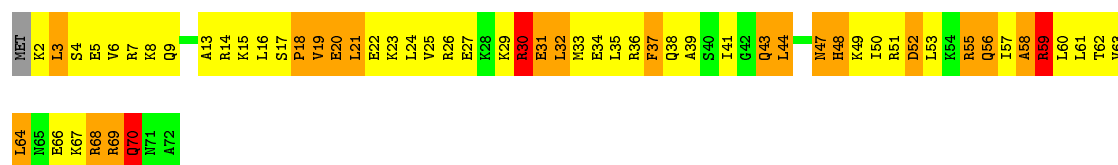
• Molecule 26: 50S RIBOSOMAL PROTEIN L28

Chain B1: 22% 47% 24% 5%



• Molecule 27: 50S RIBOSOMAL PROTEIN L29

Chain B2: 17% 51% 26%



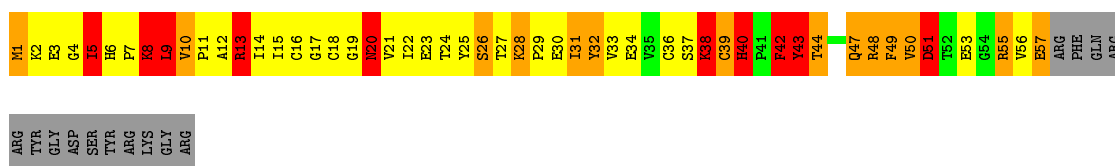
• Molecule 28: 50S RIBOSOMAL PROTEIN L30

Chain B3: 22% 62% 13%



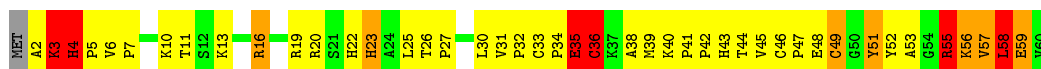
• Molecule 29: 50S RIBOSOMAL PROTEIN L31

Chain B4: 8% 38% 20% 14% 20%



- Molecule 30: 50S RIBOSOMAL PROTEIN L32

Chain B5: 25% 52% 12% 10% •



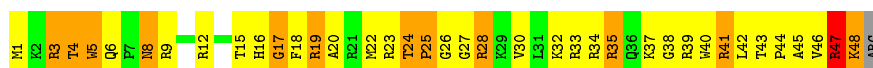
- Molecule 31: 50S RIBOSOMAL PROTEIN L33

Chain B6: 43% 33% 15% 7% •



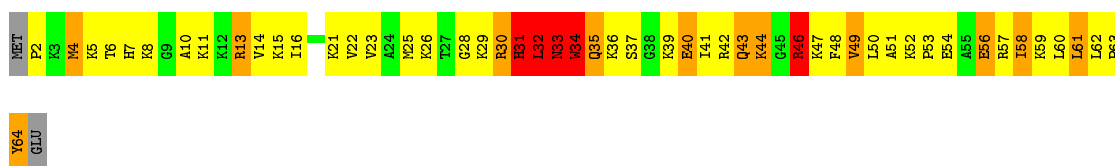
- Molecule 32: 50S RIBOSOMAL PROTEIN L34

Chain B7: 20% 51% 24% • •



- Molecule 33: 50S RIBOSOMAL PROTEIN L35

Chain B8: 18% 52% 18% 8% •



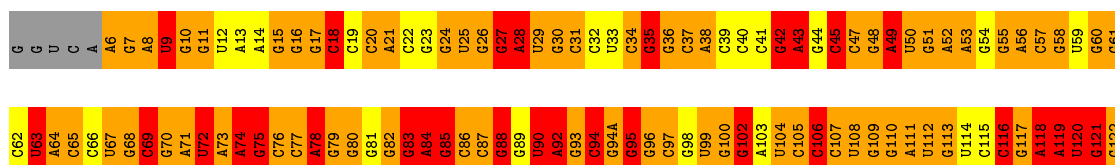
- Molecule 34: 50S RIBOSOMAL PROTEIN L36

Chain B9: 32% 41% 19% 8%



- Molecule 35: 23S RIBOSOMAL RNA

Chain BA: 21% 57% 21%



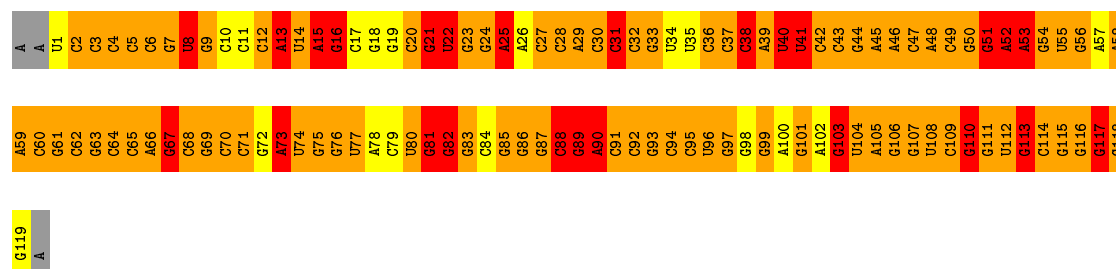
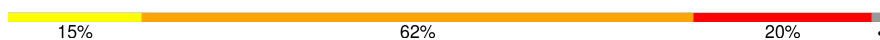
U1035	G975A	C915	G854	G794	A734	G674	G636	A578	C516	C485	A394	C337	C277	C252	C192	G123
G1036	C976	G916	G855	C795	A735	A675	A637	G579	C517	C486	U395	G338	A278	C253	U193	G124
G1037	G977	A917	C856	C796	C736	A676	G638	C580	U518	A487	G396	U339	C279	G254	U193	G125
G1038	G978	A918	C857	C797	C737	A677	U639	C581	U519	G488	G397	A340	C280	A255	A195	A126
G1039	G979	G919	U858	C798	G738	G678	C640	G582	G520	U489	G398	G341	G281	A256	A196	A127
G1040	A980	G920	G859	C799	G739	C679	C641	G583	G521	A490	G399	G342	A282	A257	A197	G128
G1041	A981	G921	U860	A800	U740	G680	G642	C584	G522	C461	G400	C343	A283	G258	C198	G129
G1042	C982	U922	A861	G801	G741	G681	A643	G585	G523	C462	A401	G344	U284	G259	C199	G130
G1043	A983	G923	G862	A802	G742	G682	A644	A586	U524	G463	A402	A345	C285	G260	U200	G131
G1044	A984	C924	A863	U803	G743	G683	C645	U525	U525	U464	U403	A346	C286	G261	C201	G132
G1045	C985	C925	G864	A804	G744	G684	A646	U588	A526	G465	A404	A347	C287	A262	U202	C133
G1046	C986	A926	G865	G805	G745	G685	G647	C589	C527	A466	U405	G348	C288	C263	C203	G134
G1047	G987	G927	A866	C806	A746	G686	G648	A590	U528	G467	G406	G349	A289	C264	A204	G135
A1048	A988	G928	C867	U807	U747	C687	G649	C591	A529	G468	G407	U850	G290	A265	G205	G136
G1049	G989	U930	U868	G808	G748	U688	C650	G592	G530	G469	G408	G351	C291	G266	U206	G137
A1050	A990	G931	G869	G809	C749	A689	G651	G593	C531	A470	C409	G352	C292	C267	A207	G139
G1051	C991	G932	A870	U810	A750	G690	C652	U594	A532	A471	G410	G353	U293	C268	C208	G139A
G1052	C992	A933	U871	U811	A751	C691	A653	C595	G533	A472	G411	G354	A294	U269	G209	G140
C1053	G993	G934	A872	C812	A752	C692	A654	C596	U534	G473	A412	G355	G295	A270	C210	A141
A1054	C994	C935	G873	U813	C753	C693	G654A	U597	C535	G474	C414	G356	C296	A271	A211	A142
G1055	C995	G936	G874	C814	C754	U694	C654B	U598	A536	U475	C415	A357	C297	A271A	C212	C142A
A1056	A996	U937	G875	C815	C755	G695	G654C	G599	C537	G476	A416	U358	C298	C271B	A213	G143
G1057	G997	G938	C876	C816	C756	G696	G654D	G600	U538	A477	C416	A359	A299	C271C	G214	C143A
G1058	C998	G939	U877	C817	U757	C697	G654E	G601	C539	A478	C417	G360	A300	G271D	G215	C144
G1059	U999	G940	A878	G818	C758	C698	C654F	G602	C540	A479	G418	G361	G301	U271E	A216	G145
U1060	A1000	A941	G879	A819	G759	A699	C654G	A603	C541	A480	C419	U862	C302	C271F	G217	G146
A1061	A1001	G942	G880	A820	G760	G700	G654H	G604	C542	G481	C420	G363	U303	C271G	A218	U147
G1062	G1002	U943	G881	A821	A761	G701	C654I	C605	C543	A482	U421	A364	A310	C271H	G225	G148
G1063	G1003	G944	G882	U822	U762	G702	G654J	U606	G544	A483	A422	G363B	U306	G271I	G220	A149
C1064	A945	G945	G883	G823	G763	G703	G654K	U607	C545	C484	A423	G363C	U305	C271J	A221	C150
U1065	G1005	G946	C884	A824	A764	G704	G654L	A608	A547	C485	G424	G363D	G307	U271K	A222	C151
U1066	C1006	G947	C885	C825	G765	A705	G654M	A609	A548	C486	G425	U863E	G308	U271L	G223	G152
A1067	C1007	G948	C886	U826	C766	A706	G654N	G610	G549	C487	C426	A363F	G309	G271M	G224	C153
G1068	G1008	C949	A887	U827	G767	G707	G654O	C611	G551	G488	U427	C364	A311	U271N	A225	G154
A1069	A1009	G950	C888	U828	G768	G708	C654P	C612	G552	G489	A428	C365	G312	C271O	G226	C154A
G1070	C951	G951	G889	A829	G769	U709	G654Q	G613	G553	G491	A429	C366	G313	C271P	A227	U155
G1071	G952	A890	G890	G830	G770	G710	C654R	U614	U554	A492	G430	G370	C313	G271Q	A228	U156
C1072	A953	G953	G892	G831	G771	G711	G654S	U614A	U555	G493	U431	A371	A314	G271R	A229	U157
A1073	G954	C954	C893	G832	C772	G712	C654T	G614B	G556	G494	A432	G372	G315	G271S	U230	U158
G1074	U1014	C955	C894	U833	U773	G713	A654U	A614C	U557	G495	C433	U373	C316	C271T	C231	C172
G1075	G956	U956	U895	C834	A774	G715	A654V	G615	G558	G496	U434	A374	G317	C271U	A232	G173
C1076	G1016	A957	A896	A835	G775	G716	A655	G616	C559	A497	C435	C375	C318	G271V	G233	G174
G1077	G1017	U958	C997	G836	G776	A716	G656	C618	C560	G498	C436	C376	C319	G271W	C234	G175
U1078	C1018	A959	C998	C837	A777	G717	U657	G619	G561	U499	G437	C377	A320	G271X	U235	G176
C1079	U1019	A960	A899	C838	G778	A718	C658	G620	U562	G500	G438	C378	G321	U271Y	C236	G177
U1080	A1020	C961	A900	U839	U779	C719	C659	A621	G563	A501	G440	G379	A322	C271Z	C237	G178
U1081	A1021	G962	A901	C840	G780	C720	G660	G622	C564	A502	U441	U380	G323	G272	C238	G179
U1082	G1022	U963	C902	A841	A781	A721	C661	G623	C565	U503	G442	G381	A324	U272A	U239	G180
U1083	C964	C964	C903	G842	A782	A722	G662	C624	U566	U504	A443	G382	G325	G272B	G240	G181
A1084	G1024	C965	C904	G843	A783	G723	G663	G625	A567	A505	C444	U383	G326	G272C	A241	A182
A1085	G1025	G966	U905	C844	A784	U724	C664	U626	U568	G506	C445	U384	G327	G272D	G242	A183
A1086	U1026	C967	G906	G845	G785	G725	C665	A627	U569	A507	G446	C385	U328	G272E	U243	C184
G1087	A1027	G968	U907	C846	C786	G726	G666	G628	G570	G508	A447	G386	A329	C272F	A244	G185
A1088	A1028	U969	C908	U847	U787	A727	U667	G629	A571	C509	U448	U387	G330	C272G	G245	U186
U1089	A1029	G970	A909	G848	A788	G728	G668	G630	G572	C510	A449	G388	A331	C272H	G246	G186
G1090	G1030	C971	A910	A849	A789	G729	G669	A631	G573	U511	G450	G389	A332	U272I	G247	G187
G1091	G1031	G972	A911	C850	C790	C730	A670	A632	C574	G512	C451	A390	G333	C272J	G248	G188
U1092	A1032	A973	C912	U851	C791	G731	C671	A633	A575	A513	G452	C391	C334	G274	C249	G189
G1093	G974	C974	U913	G852	G792	C732	C672	C634	U576	A514	C453	G392	C335	G275	G250	A190
U1094	G1034	C975	C914	G853	A793	G733	C673	C635	G577	A515	A454	C393	C336	A276	A251	G191

G1959	G1830	G1770	G1694	G1634	C1574	C1513	U1453	A1395	U1335	A1275	G1216	A1155	A1095
A1960	G1831	C1771	G1695	G1635	C1575	U1514	G1453	U1395	A1336	A1276	C1217	A1156	A1096
C1961	G1832	G1772	G1696	C1636	U1576	G1515	G1456	U1397	G1337	G1277	G1218	G1157	U1097
C1962	U1833	A1773	G1697	A1637	C1577	C1516	C1457	C1398	G1338	A1278	G1219	G1158	A1098
U1963	U1834	C1774	A1698	C1638	U1578	G1517	C1458	C1399	U1339	G1279	A1220	U1159	G1099
G1964	G1835	C1775	G1699	U1639	A1579	U1518	G1459	G1400	G1340	G1280	C1221	G1160	C1100
C1965	C1836	G1776	A1700	C1640	A1580	G1519	A1460	G1401	U1341	G1281	C1221A	C1161	U1101
A1966	C1837	U1777	G1701	A1641	A1581	G1520	G1461	C1402	A1342	U1282	C1222	G1162	C1102
C1967	G1838	U1778	G1702	C1582	C1582	U1523	C1462	C1403	G1343	G1283	G1223	G1163	A1103
G1968	G1839	U1779	G1703	A1583	A1583	G1524	C1463	C1404	G1344	A1284	C1224	G1164	C1104
A1969	G1840	A1780	G1704	C1644	C1584	G1525	C1464	U1405	C1345	G1285	G1225	U1165	U1105
A1970	U1841	G1781	G1705	G1645	A1586	G1526	G1465	U1406	G1346	A1286	A1226	C1166	G1106
A1971	G1842	C1782	U1706	C1646	A1587	G1527	G1466	C1407	G1347	U1287	G1227	U1167	G1107
A1972	C1843	A1783	G1707	G1647	C1588	A1528	C1467	C1408	G1348	U1288	G1228	G1168	U1108
G1973	C1844	A1784	G1708	C1648	C1589	A1529	C1468	C1409	A1349	G1289	G1229	G1169	C1109
C1974	G1845	U1785	U1709	G1649	U1590	G1529	A1469	G1410	C1350	C1290	C1230	G1170	G1110
G1975	G1846	A1786	G1710	G1650	G1591	C1530	C1470	C1411	C1351	C1291	G1231	G1171	A1111
U1976	U1847	C1787	C1711	G1651	C1592	G1531	A1471	A1412	U1352	U1292	G1232	G1172	G1112
A1977	A1848	C1788	G1712	A1652	G1593	C1532	A1472	G1413	A1353	C1293	C1233	A1174	U1113
A1978	G1849	A1789	U1713	G1653	G1594	G1533	G1473	G1414	A1354	U1294	G1234	U1175	G1114
A1979	G1850	U1790	G1714	A1654	G1595	U1534	C1474	U1415	G1355	G1295	G1235	G1176	G1115
G1980	U1851	A1791	G1717	A1655	A1596	A1535	G1475	G1416	G1356	G1296	G1236	C1177	C1116
A1981	C1852	G1792	G1718	C1656	A1597	C1536	G1476	C1417	U1357	C1297	A1237	G1178	G1117
C1982	A1853	C1793	G1719	C1657	C1598	G1537	A1477	G1418	G1358	G1298	G1238	C1179	G1118
C1983	U1854	U1794	U1720	C1658	G1599	G1538	G1478	A1419	A1359	G1299	G1239	C1180	C1119
G1984	G1855	C1795	G1721	U1659	C1600	G1539	G1479	U1420	A1360	U1300	U1240	C1181	G1120
G1985	G1856	U1796	A1722	C1660	G1601	U1540	G1480	G1421	G1361	A1301	A1241	A1182	C1121
A1986	G1857	C1797	U1739	G1661	U1602	G1541	U1481	G1422	C1362	A1302	A1242	G1183	C1122
G1987	G1858	U1798	G1740	C1662	A1603	A1542	G1482	G1423	C1363	G1303	G1243	G1184	C1123
C1988	A1859	G1799	A1741	C1663	C1604	C1543	G1484	G1424	G1364	C1304	G1244	C1185	G1124
G1989	G1860	C1800	G1742	A1664	C1605	A1544	G1485	G1425	A1365	C1305	G1245	G1186	G1125
C1990	G1861	C1801	C1743	A1665	G1606	A1545	A1486	G1426	A1366	C1306	A1246	G1187	A1126
U1991	G1862	A1802	C1744	G1666	C1607	C1546	G1487	A1427	A1367	A1307	A1247	U1188	A1127
G1992	G1863	A1803	C1745	G1667	A1608	C1547	G1488	C1428	G1368	A1308	G1248	A1189	A1128
U1993	U1864	C1804	G1745A	A1668	A1609	C1548	A1489	G1429	G1369	G1309	U1249	G1190	A1129
C1994	G1865	U1805	G1746	A1669	A1610	C1549	A1490	C1430	C1370	G1310	G1250	G1191	U1130
U1995	G1866	C1806	G1747	C1670	G1611	G1550	G1491	U1431	G1371	G1311	C1251	G1192	G1131
C1996	A1876	G1807	G1747A	U1671	C1612	C1551	G1492	C1432	U1372	U1312	G1252	G1193	A1132
G1997	A1877	U1808	G1748	C1672	G1613	G1552	C1493	U1433	A1373	U1313	A1253	A1194	U1133
A1998	G1878	A1809	A1749	U1673	A1614	A1553	A1494	A1434	G1374	C1314	A1254	G1195	C1135
C1999	U1939	A1810	G1750	G1674	C1615	A1554	A1495	G1435	C1375	C1315	U1255	G1196	G1136
G2000	U1940	C1811	C1751	C1675	A1616	G1555	A1496	G1436	G1376	U1316	G1256	G1197	G1137
A2001	C1941	A1812	C1752	A1676	C1617	C1556	U1497	C1437	G1377	A1317	C1257	U1198	G1138
C2002	C1882	G1813	G1753	A1677	A1618	C1557	C1498	U1438	A1378	C1318	G1258	U1199	G1139
G2003	G1883	G1814	C1754	G1677	G1619	A1558	C1499	A1439	A1379	G1319	G1259	C1200	C1140
G2004	A1884	A1755	A1755	U1679	G1619	A1559	C1499	G1440	G1380	C1320	G1260	U1141	U1141
A2005	A1885	G1816	G1756	U1680	U1621	G1560	C1501	G1441	G1381	A1321	C1261	C1202	U1142
C2006	C1886	G1817	U1757	G1681	G1622	G1561	C1502	G1442	G1382	A1322	A1262	G1203	A1142A
G2007	C1887	U1818	G1758	G1682	G1623	A1562	U1503	G1443	C1383	U1323	U1263	A1204	A1143
C2008	G1888	A1759	A1759	C1683	G1624	G1563	C1504	G1444	A1384	G1324	G1264	U1205	G1144
G2009	A1889	A1820	A1760	C1684	C1625	C1564	C1505	A1445	G1385	G1325	A1265	G1206	C1145
G2010	A1890	A1821	C1761	C1685	G1626	G1565	C1506	C1446A	G1386	G1326	G1266	C1207	G1146
U2011	G1891	G1822	A1762	C1686	G1627	A1566	A1507	C1446	C1387	C1327	U1267	C1208	C1147
G2012	A1952	C1892	G1763	G1687	G1628	A1567	A1508	G1447	G1388	U1328	A1268	G1209	A1148
A2013	C1893	G1824	G1764	U1688	U1629	G1568	C1509	G1448	G1389	U1329	A1269	G1210	G1149
A2014	G1954	A1825	C1765	A1689	G1630	A1569	A1509A	A1449	U1390	C1330	C1270	U1211	C1150
A2015	C1895	G1826	U1766	A1690	C1631	A1570	A1509B	G1450	U1391	A1331	G1271	G1212	G1151
U2016	C1956	G1827	C1767	A1691	A1631A	A1571	A1509A	C1450A	A1392	A1332	A1272	A1213	C1152
G2017	G1997	G1828	U1768	U1692	A1632	A1572	C1510	C1451	A1393	G1333	U1273	A1214	C1153
G2018	U1998	A1829	G1769	U1693	G1633	G1573	U1512	A1452	U1394	G1334	A1274	G1215	G1154

C2871	C2872	A2873	C2874	C2875	C2876	C2877	C2878	C2879	C2880	C2881	A2882	C2883	A2884	C2885	C2886	C2887	C2888	C2889	C2890	C2891	C2892	C2893	C2894	C2895	C2896	C2897	U	G	G	A	C	C	C	C																																																																																																																																																				
G2811	G2812	A2813	C2814	C2815	C2816	C2817	C2818	C2819	C2820	A2821	C2822	A2823	C2824	C2825	A2826	C2827	C2828	C2829	G2830	C2831	C2832	C2833	C2834	A2835	C2836	G2837	G2838	G2839	A2840	C2841	C2842	G2843	A2844	C2845	C2846	C2847	C2848	C2849	C2850	A2851	C2852	C2853	C2854	C2855	C2856	C2857	C2858	C2859	A2860	C2861	C2862	C2863	C2864	A2865	C2866	C2867	C2868	C2869	C2870	C2871	C2872	C2873	C2874	C2875	C2876	C2877	C2878	C2879	C2880	C2881	C2882	C2883	C2884	C2885	C2886	C2887	C2888	C2889	C2890	C2891	C2892	C2893	C2894	C2895	C2896	C2897																																																																																																
A2748	A2749	C2750	C2751	C2752	A2753	C2754	C2755	C2756	C2757	A2758	C2759	C2760	C2761	C2762	C2763	A2764	A2765	C2766	C2767	C2768	C2769	C2770	C2771	C2772	C2773	C2774	C2775	C2776	C2777	C2778	C2779	C2780	C2781	C2782	C2783	C2784	C2785	C2786	A2787	C2788	C2789	C2790	C2791	C2792	C2793	C2794	C2795	C2796	C2797	C2798	A2801	A2801A	C2802	C2803	C2804	C2805	C2806	C2807	C2808	A2809	A2810																																																																																																																									
G2629	G2630	G2631	A2632	G2633	G2634	G2635	G2636	G2637	G2638	A2639	G2640	G2641	G2642	G2643	G2644	G2645	G2646	G2647	G2648	G2649	U2650	C2651	C2652	G2653	A2654	G2655	G2656	G2657	G2658	G2659	A2660	G2661	A2662	G2663	G2664	A2665	C2666	C2667	G2668	G2669	A2670	A2671	G2672	G2673	G2674	A2675	C2676	G2677	C2678	A2679	C2680	C2681	U2682	C2683	C2684	U2685	C2686	G2687	A2688	C2689	C2690	C2691	C2692	C2693	C2694	C2695	C2696	C2697	C2698	C2699	C2700	C2701	C2702	C2703	C2704	A2705	C2706	C2707	C2708	C2709	C2710	A2711	U2712	A2712A	A2713	C2714	C2715	C2716	C2717	C2718	C2719	C2720	A2721	C2722	C2723	C2724	A2725	C2726	C2727	C2728	C2729	C2730	C2731	C2732	A2733	C2734	C2735	C2736	C2737	A2738	C2739	C2740	A2741	C2742	C2743	C2744	C2745	C2746	C2747	C2748	C2749	C2750	C2751	C2752	C2753	C2754	C2755	C2756	C2757	C2758	C2759	C2760	C2761	C2762	C2763	C2764	C2765	C2766	C2767	C2768	C2769	C2770	C2771	C2772	C2773	C2774	C2775	C2776	C2777	C2778	C2779	C2780	C2781	C2782	C2783	C2784	C2785	C2786	C2787	C2788	C2789	C2790	C2791	C2792	C2793	C2794	C2795	C2796	C2797	C2798	C2799	C2800	C2801	C2802	C2803	C2804	C2805	C2806	C2807	C2808	C2809	C2810
G2569	C2570	A2571	C2572	C2573	G2574	C2575	C2576	C2577	C2578	C2579	C2580	C2581	C2582	C2583	C2584	C2585	C2586	C2587	C2588	C2589	C2590	C2591	C2592	C2593	C2594	C2595	C2596	C2597	C2598	C2599	A2600	C2601	C2602	C2603	C2604	C2605	C2606	C2607	C2608	C2609	C2610	C2611	C2612	C2613	A2614	C2615	C2616	C2617	C2618	C2619	C2620	A2621	C2622	C2623	C2624	C2625	C2626	C2627	C2628																																																																																																																											
U2449	A2450	C2451	C2452	C2453	C2454	C2455	C2456	C2457	C2458	C2459	U2460	C2461	C2462	C2463	C2464	C2465	C2466	C2467	C2468	A2469	C2470	A2471	C2472	C2473	C2474	C2475	C2476	C2477	C2478	C2479	C2480	C2481	A2482	C2483	C2484	C2485	C2486	C2487	C2488	C2489	C2490	C2491	C2492	C2493	C2494	C2495	C2496	C2497	C2498	C2499	C2500	C2501	C2502	C2503	C2504	C2505	C2506	C2507	C2508																																																																																																																											
C2389	U2390	C2391	C2392	C2393	C2394	C2395	C2396	C2397	C2398	C2399	C2400	C2401	C2402	C2403	C2404	C2405	C2406	C2407	U2408	C2409	C2410	A2411	C2412	C2413	C2414	C2415	C2416	C2417	C2418	C2419	C2420	C2421	A2422	C2423	C2424	A2425	A2426	C2427	C2428	C2429	A2430	C2431	C2432	C2433	A2434	C2435	C2436	C2437	C2438	A2439	C2440	C2441	C2442	C2443	C2444	C2445	C2446	C2447	A2448																																																																																																																											
G2329	C2330	C2331	C2332	C2333	C2334	C2335	C2336	C2337	C2338	C2339	C2340	C2341	C2342	C2343	C2344	C2345	C2346	C2347	C2348	C2349	C2350	C2351	C2352	C2353	C2354	C2355	C2356	C2357	C2358	C2359	C2360	C2361	C2362	C2363	C2364	C2365	C2366	C2367	C2368	A2369	C2370	C2371	C2372	C2373	C2374	C2375	C2376	C2377	C2378	C2379	C2380	C2381	C2382	C2383	C2384	C2385	C2386	C2387	C2388	C2389																																																																																																																										
A2269	C2270	C2271	C2272	A2273	C2274	C2275	C2276	C2277	C2278	C2279	C2280	C2281	C2282	C2283	C2284	C2285	C2286	A2287	A2288	C2289	C2290	C2291	C2292	C2293	C2294	C2295	C2296	C2297	C2298	C2299	C2300	C2301	C2302	C2303	C2304	A2305	C2306	C2307	C2308	A2309	C2310	C2311	C2312	C2313	C2314	C2315	C2316	C2317	C2318	C2319	C2320	C2321	C2322	C2323	C2324	C2325	C2326	C2327	C2328																																																																																																																											
A2199	C2200	C2201	C2202	C2203	C2204	C2205	C2206	C2207	C2208	C2209	C2210	C2211	C2212	C2213	C2214	C2215	C2216	C2217	C2218	C2219	C2220	C2221	C2222	C2223	C2224	C2225	C2226	C2227	C2228	C2229	C2230	C2231	C2232	C2233	C2234	C2235	C2236	C2237	C2238	C2239	C2240	A2241	C2242	C2243	C2244	C2245	C2246	C2247	C2248	C2249	C2250	C2251	C2252	C2253	C2254	C2255	C2256	C2257	C2258	C2259	C2260	C2261	C2262	C2263	C2264	C2265	C2266	C2267	C2268	C2269																																																																																																																
C2139	C2140	C2141	C2142	C2143	C2144	C2145	C2146	C2147	C2148	C2149	C2150	C2151	C2152	C2153	C2154	C2155	C2156	C2157	C2158	C2159	C2160	C2161	C2162	C2163	C2164	C2165	C2166	C2167	C2168	C2169	A2170	C2171	C2172	C2173	C2174	C2175	C2176	C2177	C2178	C2179	C2180	C2181	C2182	C2183	C2184	C2185	C2186	C2187	C2188	C2189	C2190	C2191	C2192	C2193	C2194	C2195	C2196	C2197	C2198																																																																																																																											
U2079	C2080	C2081	C2082	C2083	C2084	C2085	C2086	C2087	C2088	C2089	C2090	C2091	C2092	C2093	C2094	C2095	C2096	C2097	C2098	C2099	C2100	C2101	C2102	C2103	C2104	C2105	C2106	C2107	C2108	C2109	C2110	C2111	C2112	C2113	C2114	C2115	C2116	C2117	C2118	C2119	C2120	C2121	C2122	C2123	C2124	C2125	C2126	C2127	C2128	C2129	C2130	C2131	C2132	C2133	C2134	C2135	C2136	C2137	C2138																																																																																																																											
A2019	A2020	C2021	C2022	C2023	C2024	C2025	C2026	C2027	C2028	C2029	A2030	C2031	C2032	C2033	C2034	C2035	C2036	C2037	C2038	C2039	C2040	C2041	C2042	C2043	C2044	C2045	C2046	C2047	C2048	C2049	C2050	A2051	C2052	C2053	C2054	C2055	C2056	A2057	C2058	A2059	C2060	C2061	C2062	C2063	C2064	C2065	C2066	C2067	C2068	C2069	C2070	A2071	C2072	C2073	C2074	C2075	C2076	C2077	C2078																																																																																																																											

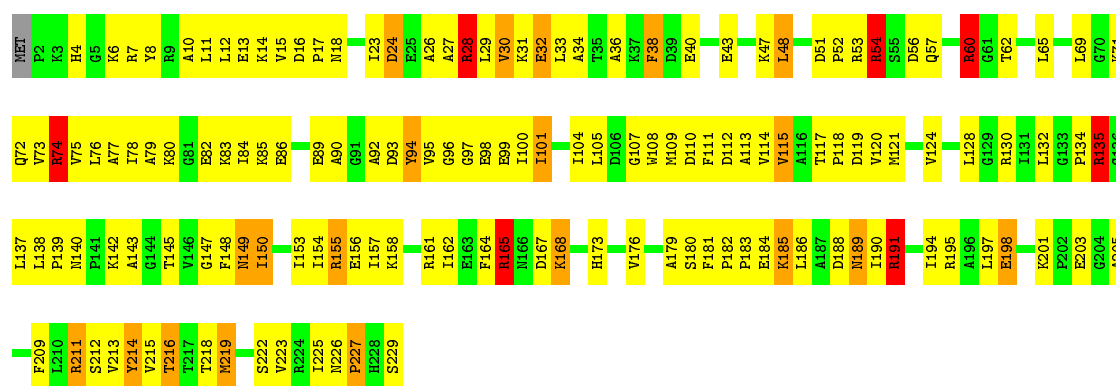
- Molecule 36: 5S RIBOSOMAL RNA

Chain BB:



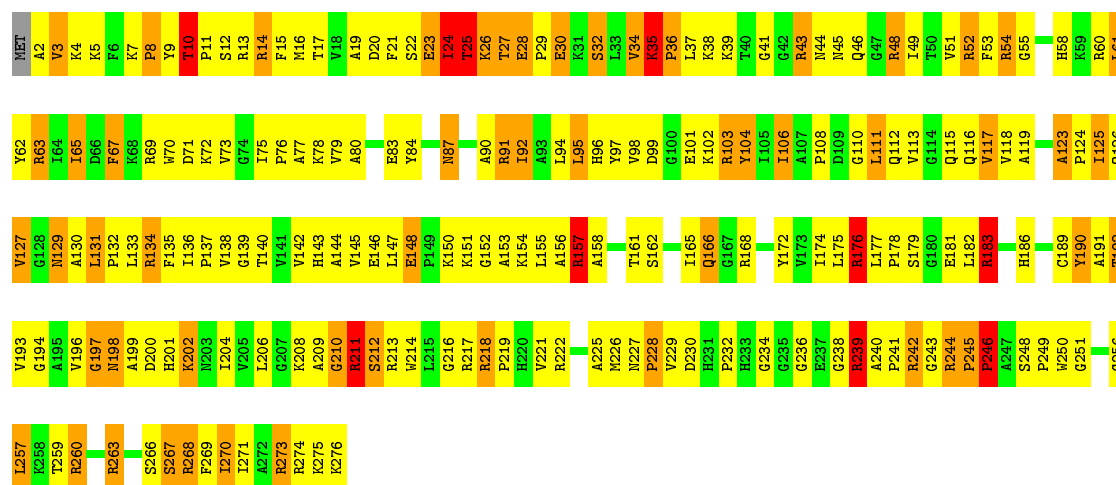
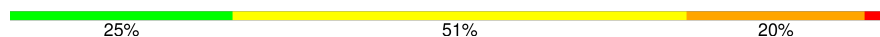
- Molecule 37: 50S RIBOSOMAL PROTEIN L1

Chain BC:



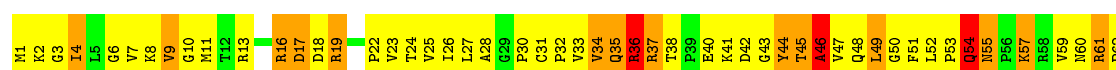
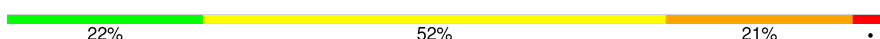
• Molecule 38: 50S RIBOSOMAL PROTEIN L2

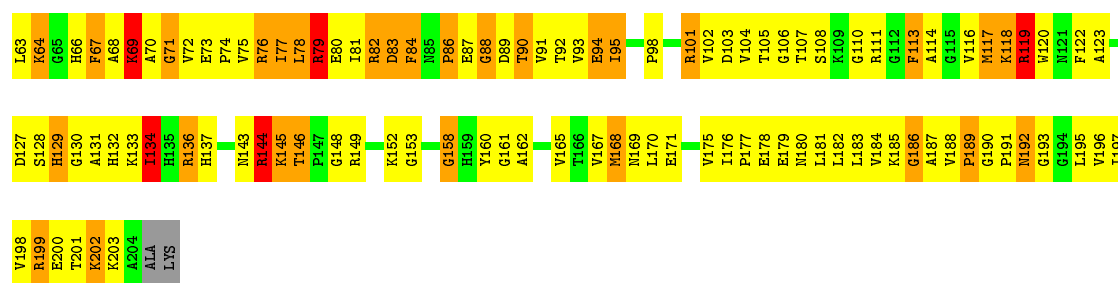
Chain BD:



● Molecule 39: 50S RIBOSOMAL PROTEIN L3

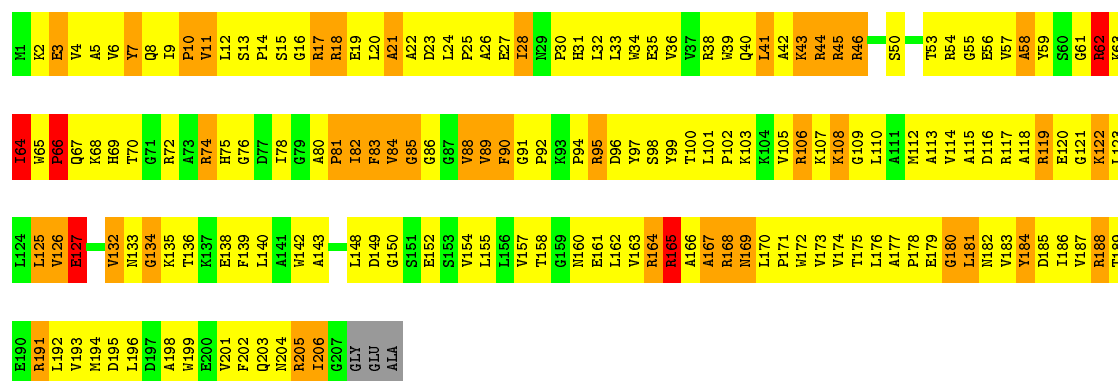
Chain BE:

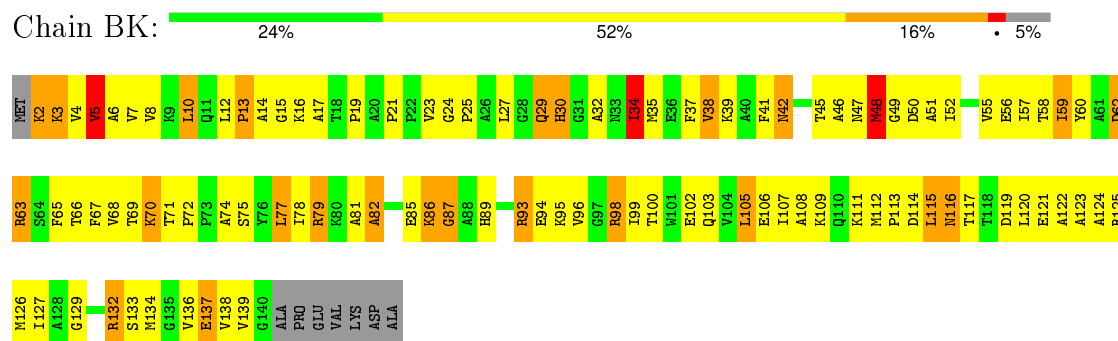


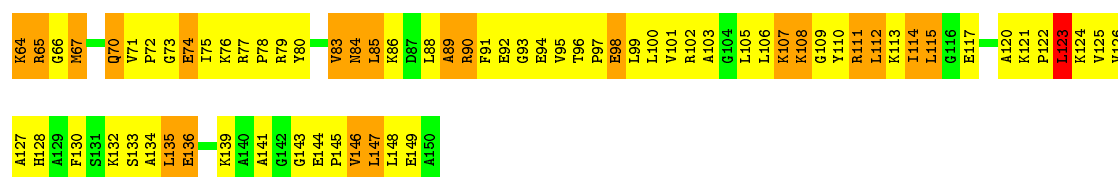


• Molecule 40: 50S RIBOSOMAL PROTEIN L4

Chain BF: 17% 59% 20% ..

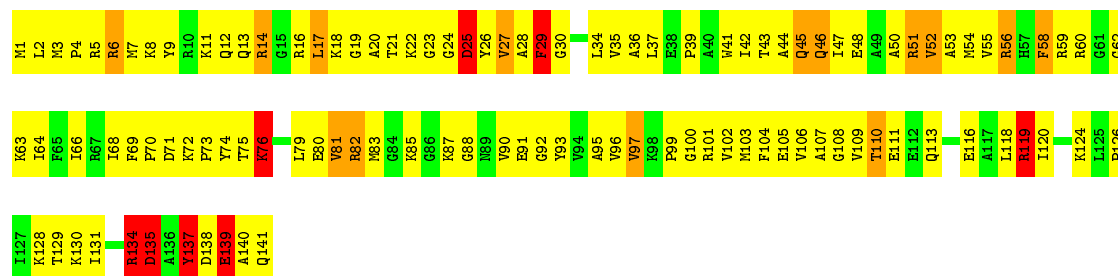






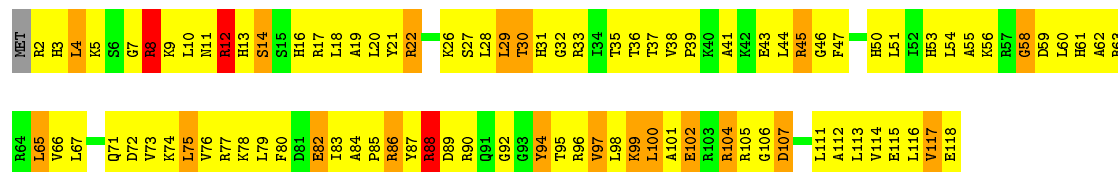
• Molecule 48: 50S RIBOSOMAL PROTEIN L16

Chain BQ: 22% 62% 10% 6%



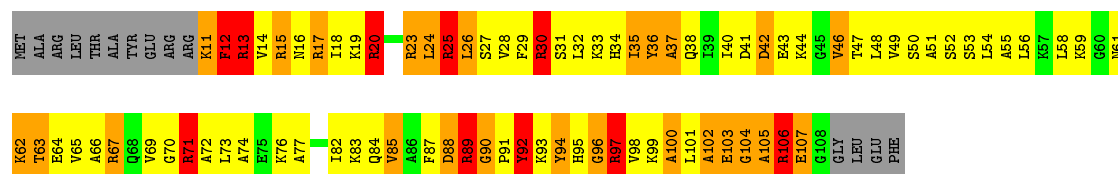
• Molecule 49: 50S RIBOSOMAL PROTEIN L17

Chain BR: 19% 61% 16%



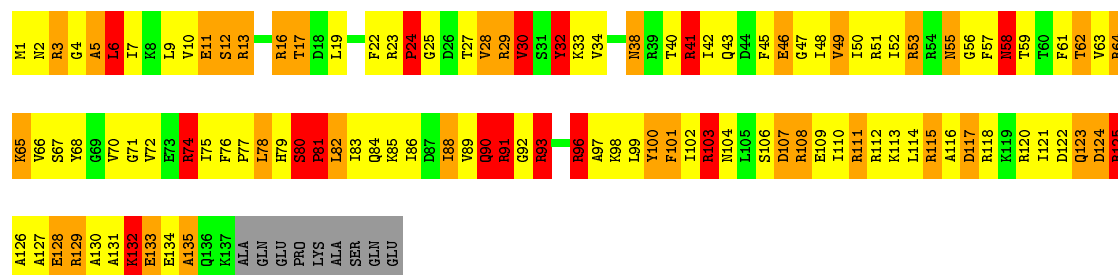
• Molecule 50: 50S RIBOSOMAL PROTEIN L18

Chain BS: 13% 44% 22% 9% 13%

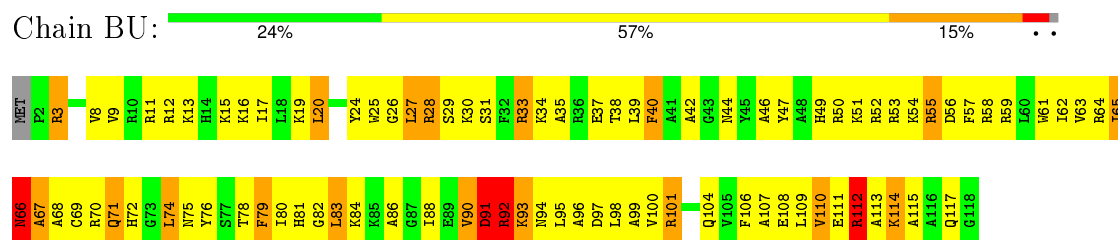


• Molecule 51: 50S RIBOSOMAL PROTEIN L19

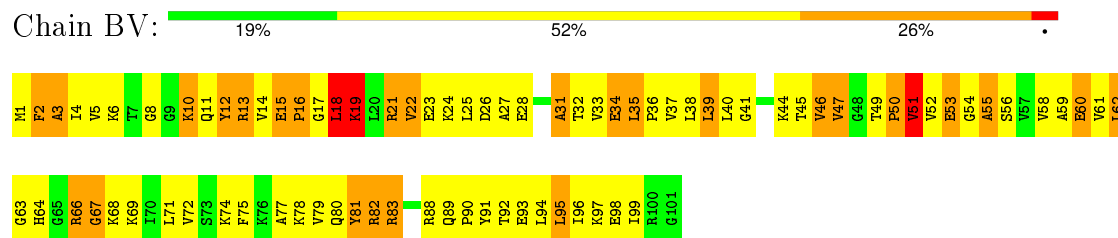
Chain BT: 16% 44% 23% 11% 6%



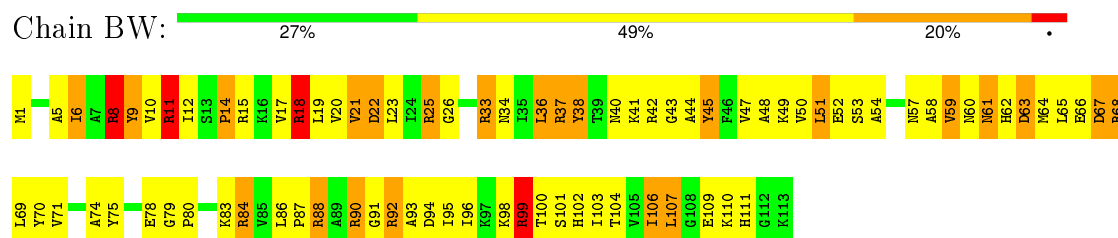
- Molecule 52: 50S RIBOSOMAL PROTEIN L20



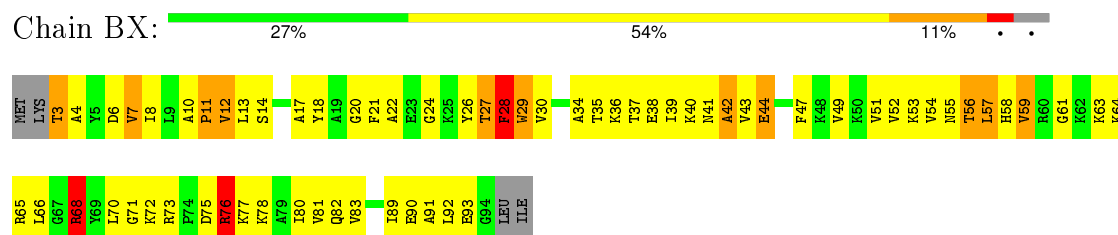
- Molecule 53: 50S RIBOSOMAL PROTEIN L21



- Molecule 54: 50S RIBOSOMAL PROTEIN L22



- Molecule 55: 50S RIBOSOMAL PROTEIN L23





4 Experimental information ⓘ

Property	Value	Source
Reconstruction method	SINGLE PARTICLE	Depositor
Imposed symmetry	POINT, Not provided	Depositor
Number of images	Not provided	Depositor
Resolution determination method	Not provided	Depositor
CTF correction method	DEFOCUS GROUPS	Depositor
Microscope	OTHER	Depositor
Voltage (kV)	300	Depositor
Electron dose ($e^-/\text{\AA}^2$)	20	Depositor
Minimum defocus (nm)	2000	Depositor
Maximum defocus (nm)	4000	Depositor
Magnification	39000	Depositor
Image detector	KODAK SO163 FILM	Depositor

5 Model quality ⓘ

5.1 Standard geometry ⓘ

Bond lengths and bond angles in the following residue types are not validated in this section: GDP, FUA

The Z score for a bond length (or angle) is the number of standard deviations the observed value is removed from the expected value. A bond length (or angle) with $|Z| > 5$ is considered an outlier worth inspection. RMSZ is the root-mean-square of all Z scores of the bond lengths (or angles).

Mol	Chain	Bond lengths		Bond angles	
		RMSZ	# Z >2	RMSZ	# Z >2
1	AA	2.74	2653/36190 (7.3%)	2.42	3123/56486 (5.5%)
10	AJ	1.35	0/807	1.50	6/1085 (0.6%)
11	AK	1.40	1/900 (0.1%)	1.48	9/1213 (0.7%)
12	AL	1.45	0/986	1.56	9/1320 (0.7%)
13	AM	1.39	1/998 (0.1%)	1.64	17/1336 (1.3%)
14	AN	1.49	2/501 (0.4%)	1.71	9/664 (1.4%)
15	AO	1.35	0/745	1.59	13/992 (1.3%)
16	AP	1.34	1/716 (0.1%)	1.62	11/963 (1.1%)
17	AQ	1.45	2/836 (0.2%)	1.57	11/1117 (1.0%)
18	AR	1.40	0/579	1.59	7/768 (0.9%)
19	AS	1.28	0/642	1.48	5/865 (0.6%)
2	AB	1.43	2/1935 (0.1%)	1.55	20/2609 (0.8%)
20	AT	1.31	0/765	1.52	12/1007 (1.2%)
21	AU	1.33	0/212	1.76	6/277 (2.2%)
22	AV	2.74	134/1832 (7.3%)	2.54	182/2855 (6.4%)
23	AX	2.60	15/257 (5.8%)	2.50	24/398 (6.0%)
24	AY	1.31	7/5312 (0.1%)	1.51	49/7193 (0.7%)
25	B0	1.27	0/671	1.52	11/892 (1.2%)
26	B1	1.37	2/738 (0.3%)	1.59	6/981 (0.6%)
27	B2	1.25	0/600	1.51	4/793 (0.5%)
28	B3	1.35	0/472	1.46	4/634 (0.6%)
29	B4	1.32	0/460	1.78	10/621 (1.6%)
3	AC	1.49	3/1636 (0.2%)	1.59	25/2205 (1.1%)
30	B5	1.35	1/473 (0.2%)	1.48	3/639 (0.5%)
31	B6	1.49	3/440 (0.7%)	1.68	7/586 (1.2%)
32	B7	1.38	0/426	1.66	9/561 (1.6%)
33	B8	1.33	1/515 (0.2%)	1.56	6/679 (0.9%)
34	B9	1.37	0/310	1.59	6/407 (1.5%)
35	BA	2.69	4866/69972 (7.0%)	2.42	6058/109237 (5.5%)
36	BB	2.71	196/2853 (6.9%)	2.45	289/4451 (6.5%)
37	BC	1.35	0/1774	1.44	16/2391 (0.7%)
38	BD	1.38	3/2195 (0.1%)	1.59	25/2955 (0.8%)

Mol	Chain	Bond lengths		Bond angles	
		RMSZ	# Z >2	RMSZ	# Z >2
39	BE	1.37	1/1596 (0.1%)	1.58	19/2153 (0.9%)
4	AD	1.40	1/1733 (0.1%)	1.59	25/2318 (1.1%)
40	BF	1.40	2/1658 (0.1%)	1.63	27/2244 (1.2%)
41	BG	1.35	1/1499 (0.1%)	1.93	24/2016 (1.2%)
42	BH	1.35	4/1292 (0.3%)	1.51	12/1744 (0.7%)
43	BK	1.29	2/1044 (0.2%)	1.38	4/1416 (0.3%)
44	BL	1.10	0/478	1.50	2/640 (0.3%)
45	BN	1.33	2/1131 (0.2%)	1.57	13/1525 (0.9%)
46	BO	1.43	1/943 (0.1%)	1.50	11/1269 (0.9%)
47	BP	1.34	0/1131	1.64	13/1504 (0.9%)
48	BQ	1.38	2/1143 (0.2%)	1.52	11/1527 (0.7%)
49	BR	1.28	0/974	1.52	12/1302 (0.9%)
5	AE	1.48	1/1162 (0.1%)	1.54	9/1564 (0.6%)
50	BS	1.31	1/778 (0.1%)	1.74	23/1036 (2.2%)
51	BT	1.37	1/1155 (0.1%)	1.78	25/1542 (1.6%)
52	BU	1.38	0/975	1.51	8/1297 (0.6%)
53	BV	1.34	2/790 (0.3%)	1.49	7/1057 (0.7%)
54	BW	1.31	1/907 (0.1%)	1.59	14/1216 (1.2%)
55	BX	1.39	0/739	1.46	5/993 (0.5%)
56	BY	1.24	1/823 (0.1%)	1.55	9/1098 (0.8%)
57	BZ	1.34	0/1499	1.53	18/2035 (0.9%)
6	AF	1.39	3/856 (0.4%)	1.69	15/1154 (1.3%)
7	AG	1.39	1/1276 (0.1%)	1.51	15/1709 (0.9%)
8	AH	1.48	2/1136 (0.2%)	1.67	20/1527 (1.3%)
9	AI	1.47	2/1029 (0.2%)	2.08	19/1379 (1.4%)
All	All	2.36	7924/165495 (4.8%)	2.21	10352/246445 (4.2%)

Chiral center outliers are detected by calculating the chiral volume of a chiral center and verifying if the center is modelled as a planar moiety or with the opposite hand. A planarity outlier is detected by checking planarity of atoms in a peptide group, atoms in a mainchain group or atoms of a sidechain that are expected to be planar.

Mol	Chain	#Chirality outliers	#Planarity outliers
1	AA	0	107
10	AJ	0	2
11	AK	0	2
12	AL	0	3
13	AM	0	3
14	AN	0	2
15	AO	0	3
16	AP	0	6
17	AQ	0	3

Continued on next page...

Continued from previous page...

Mol	Chain	#Chirality outliers	#Planarity outliers
18	AR	0	3
19	AS	0	3
2	AB	0	5
20	AT	0	2
21	AU	0	3
22	AV	0	5
23	AX	0	1
24	AY	0	13
25	B0	0	1
26	B1	0	3
27	B2	0	6
28	B3	0	2
29	B4	0	3
3	AC	0	3
30	B5	0	2
31	B6	0	3
32	B7	0	1
33	B8	0	2
34	B9	0	2
35	BA	1	152
36	BB	0	6
37	BC	0	6
38	BD	0	2
39	BE	0	3
4	AD	0	3
40	BF	0	3
41	BG	0	5
42	BH	0	8
43	BK	0	3
45	BN	0	3
46	BO	0	3
47	BP	0	5
48	BQ	0	3
49	BR	0	2
5	AE	0	4
50	BS	0	6
51	BT	0	6
52	BU	0	4
53	BV	0	2
54	BW	0	4
55	BX	0	2
56	BY	0	3

Continued on next page...

Continued from previous page...

Mol	Chain	#Chirality outliers	#Planarity outliers
57	BZ	0	4
6	AF	0	6
7	AG	0	6
8	AH	0	4
9	AI	0	5
All	All	1	457

All (7924) bond length outliers are listed below:

Mol	Chain	Res	Type	Atoms	Z	Observed(Å)	Ideal(Å)
1	AA	473	G	N7-C5	-17.52	1.28	1.39
1	AA	710	G	C8-N7	-15.43	1.21	1.30
1	AA	809	G	C8-N7	-15.17	1.21	1.30
1	AA	188	C	N1-C6	-15.00	1.28	1.37
1	AA	1311	G	C8-N7	-14.67	1.22	1.30
1	AA	135	C	N1-C6	-14.32	1.28	1.37
35	BA	2507	C	N1-C6	-14.18	1.28	1.37
35	BA	2171	A	N7-C5	-14.01	1.30	1.39
35	BA	1519	G	N7-C5	-13.59	1.31	1.39
35	BA	493	G	C6-N1	-13.36	1.30	1.39
22	AV	59	A	N9-C4	-13.25	1.29	1.37
22	AV	2	G	C8-N7	-13.23	1.23	1.30
1	AA	1177	G	C8-N7	-13.15	1.23	1.30
35	BA	917	A	N9-C4	-13.15	1.29	1.37
35	BA	80	G	C8-N7	-13.06	1.23	1.30
1	AA	1494	G	N7-C5	-12.90	1.31	1.39
35	BA	181	A	N7-C5	-12.80	1.31	1.39
35	BA	2430	A	N9-C4	-12.73	1.30	1.37
35	BA	2456	C	N1-C6	-12.54	1.29	1.37
35	BA	2131	G	C8-N7	-12.54	1.23	1.30
35	BA	2708	G	C2-N3	-12.51	1.22	1.32
1	AA	1504	G	N9-C4	-12.51	1.27	1.38
1	AA	181	G	C8-N7	-12.49	1.23	1.30
35	BA	1223	G	C8-N7	-12.47	1.23	1.30
35	BA	2579	C	N1-C6	-12.42	1.29	1.37
35	BA	1718	G	C8-N7	-12.38	1.23	1.30
35	BA	2835	A	N3-C4	-12.39	1.27	1.34
35	BA	946	G	N9-C4	-12.38	1.28	1.38
35	BA	121	G	C8-N7	-12.32	1.23	1.30
35	BA	248	G	N7-C5	-12.19	1.31	1.39
35	BA	1821	A	C5-C4	-12.04	1.30	1.38
35	BA	1938	A	N7-C5	-12.04	1.32	1.39

Continued on next page...

Continued from previous page...

Mol	Chain	Res	Type	Atoms	Z	Observed(Å)	Ideal(Å)
36	BB	86	G	N7-C5	-12.01	1.32	1.39
35	BA	1825	A	N7-C5	-11.98	1.32	1.39
35	BA	1779	U	C2-N3	-11.97	1.29	1.37
1	AA	1323	G	C8-N7	-11.96	1.23	1.30
22	AV	40	C	N1-C6	-11.95	1.29	1.37
1	AA	728	A	N3-C4	-11.91	1.27	1.34
1	AA	635	G	C6-N1	-11.91	1.31	1.39
35	BA	855	G	C8-N7	-11.88	1.23	1.30
35	BA	1913	A	C6-N1	-11.87	1.27	1.35
35	BA	786	C	N1-C6	-11.80	1.30	1.37
1	AA	1319	A	C8-N7	-11.73	1.23	1.31
35	BA	2633	G	N7-C5	-11.73	1.32	1.39
35	BA	1786	A	N9-C4	-11.72	1.30	1.37
35	BA	2644	G	C8-N7	-11.71	1.24	1.30
35	BA	228	A	N7-C5	-11.70	1.32	1.39
1	AA	1191	A	N7-C5	-11.68	1.32	1.39
35	BA	1505	C	N1-C6	-11.62	1.30	1.37
35	BA	2270	G	C6-N1	-11.62	1.31	1.39
35	BA	391	G	C8-N7	-11.60	1.24	1.30
1	AA	1406	U	C2-N3	-11.57	1.29	1.37
1	AA	611	A	N3-C4	-11.54	1.27	1.34
35	BA	244	A	N7-C5	-11.52	1.32	1.39
1	AA	855	G	N7-C5	-11.48	1.32	1.39
1	AA	746	A	N9-C4	-11.41	1.31	1.37
35	BA	2690	C	C5-C6	-11.39	1.25	1.34
1	AA	526	C	N1-C6	-11.38	1.30	1.37
35	BA	715	G	C6-N1	-11.39	1.31	1.39
35	BA	1824	G	N7-C5	-11.38	1.32	1.39
1	AA	1487	G	N7-C5	-11.37	1.32	1.39
1	AA	1261	A	N3-C4	-11.34	1.28	1.34
35	BA	1068	G	N9-C8	-11.31	1.29	1.37
35	BA	1237	A	N7-C5	-11.30	1.32	1.39
35	BA	1969	A	C5-C4	-11.28	1.30	1.38
1	AA	1516	G	C8-N7	-11.24	1.24	1.30
1	AA	1118	C	N1-C6	-11.23	1.30	1.37
35	BA	1022	G	N9-C8	-11.20	1.30	1.37
35	BA	767	U	C2-N3	-11.19	1.29	1.37
35	BA	1590	U	C2-N3	-11.19	1.29	1.37
35	BA	1077	A	N3-C4	-11.18	1.28	1.34
1	AA	985	C	N3-C4	-11.16	1.26	1.33
35	BA	1990	C	C4-C5	-11.14	1.34	1.43
35	BA	2037	G	C6-N1	-11.14	1.31	1.39

Continued on next page...

Continued from previous page...

Mol	Chain	Res	Type	Atoms	Z	Observed(Å)	Ideal(Å)
35	BA	272(G)	C	N1-C6	-11.11	1.30	1.37
1	AA	766	A	N9-C4	-11.10	1.31	1.37
35	BA	428	A	N9-C4	-11.10	1.31	1.37
35	BA	1848	A	N9-C4	-11.10	1.31	1.37
35	BA	26	G	N7-C5	-11.08	1.32	1.39
35	BA	470	A	N7-C5	-11.07	1.32	1.39
35	BA	472	A	N7-C5	-11.05	1.32	1.39
1	AA	1190	G	N7-C5	-11.02	1.32	1.39
35	BA	500	G	N7-C5	-11.02	1.32	1.39
35	BA	1413	G	N7-C5	-11.02	1.32	1.39
1	AA	353	A	N9-C4	-11.02	1.31	1.37
1	AA	680	C	N3-C4	-10.98	1.26	1.33
1	AA	1137	C	N1-C6	-10.97	1.30	1.37
1	AA	1268	A	N3-C4	-10.95	1.28	1.34
35	BA	1137	G	N7-C5	-10.94	1.32	1.39
35	BA	2683	C	N1-C6	-10.94	1.30	1.37
35	BA	1641	A	N9-C4	-10.92	1.31	1.37
35	BA	859	G	N7-C5	-10.90	1.32	1.39
1	AA	969	A	N9-C4	-10.89	1.31	1.37
35	BA	2676	C	N1-C6	-10.87	1.30	1.37
35	BA	1661	G	N7-C5	-10.87	1.32	1.39
35	BA	2275	C	N3-C4	-10.86	1.26	1.33
35	BA	1641	A	C6-N1	-10.82	1.27	1.35
35	BA	660	G	C2-N3	-10.82	1.24	1.32
1	AA	288	A	N3-C4	-10.81	1.28	1.34
35	BA	528	A	N9-C4	-10.79	1.31	1.37
35	BA	1770	G	C6-N1	-10.77	1.32	1.39
35	BA	1233	C	C2-N3	-10.71	1.27	1.35
1	AA	1444	C	N1-C6	-10.69	1.30	1.37
1	AA	1231	G	N7-C5	-10.68	1.32	1.39
35	BA	203	C	N1-C6	-10.66	1.30	1.37
36	BB	102	A	N7-C5	-10.64	1.32	1.39
35	BA	1024	G	C5-C4	-10.63	1.30	1.38
35	BA	2288	A	C6-N1	-10.62	1.28	1.35
1	AA	1513	A	N7-C5	-10.62	1.32	1.39
35	BA	878	A	N3-C4	-10.60	1.28	1.34
35	BA	298	G	C8-N7	-10.60	1.24	1.30
35	BA	1829	A	N7-C5	-10.60	1.32	1.39
1	AA	1229	A	N3-C4	-10.58	1.28	1.34
22	AV	22	G	N7-C5	-10.58	1.32	1.39
1	AA	1239	A	N3-C4	-10.56	1.28	1.34
1	AA	576	G	N7-C5	-10.56	1.32	1.39

Continued on next page...

Continued from previous page...

Mol	Chain	Res	Type	Atoms	Z	Observed(Å)	Ideal(Å)
35	BA	633	A	N3-C4	-10.56	1.28	1.34
35	BA	1764	G	C8-N7	-10.52	1.24	1.30
35	BA	1849	G	C6-N1	-10.52	1.32	1.39
1	AA	262	A	N3-C4	-10.50	1.28	1.34
35	BA	2570	G	C6-N1	-10.50	1.32	1.39
35	BA	1648	C	C4-N4	-10.50	1.24	1.33
35	BA	331	A	N3-C4	-10.49	1.28	1.34
36	BB	65	C	N1-C6	-10.44	1.30	1.37
35	BA	1649	G	C6-N1	-10.44	1.32	1.39
1	AA	864	A	C6-N1	-10.42	1.28	1.35
35	BA	843	G	N7-C5	-10.42	1.32	1.39
35	BA	2174	C	N1-C6	-10.40	1.30	1.37
1	AA	432	A	N9-C4	-10.38	1.31	1.37
35	BA	625	G	C8-N7	-10.38	1.24	1.30
1	AA	189(G)	G	N9-C8	-10.37	1.30	1.37
1	AA	556	C	N3-C4	-10.37	1.26	1.33
35	BA	2711	A	N7-C5	-10.37	1.33	1.39
35	BA	1079	C	N1-C6	-10.37	1.30	1.37
35	BA	1755	A	N7-C5	10.35	1.45	1.39
35	BA	300	A	N7-C5	-10.34	1.33	1.39
35	BA	602	G	C8-N7	-10.34	1.24	1.30
36	BB	109	C	N1-C6	-10.32	1.30	1.37
1	AA	55	A	N7-C5	-10.29	1.33	1.39
1	AA	768	A	N7-C5	-10.29	1.33	1.39
1	AA	861	G	N7-C5	-10.29	1.33	1.39
35	BA	761	A	N9-C4	-10.28	1.31	1.37
35	BA	798	G	C8-N7	-10.26	1.24	1.30
35	BA	1678	G	N7-C5	-10.24	1.33	1.39
1	AA	848	C	N1-C6	-10.24	1.31	1.37
35	BA	2250	G	N3-C4	-10.23	1.28	1.35
35	BA	614(B)	G	C8-N7	-10.23	1.24	1.30
35	BA	1155	A	N9-C8	-10.22	1.29	1.37
1	AA	810	C	N1-C6	-10.21	1.31	1.37
1	AA	538	G	C6-N1	-10.20	1.32	1.39
1	AA	1299	A	C6-N1	-10.19	1.28	1.35
35	BA	1932	A	C8-N7	-10.18	1.24	1.31
35	BA	1395	A	N3-C4	-10.18	1.28	1.34
35	BA	981	A	N7-C5	10.17	1.45	1.39
1	AA	1497	G	C5-C4	-10.16	1.31	1.38
35	BA	521	G	N3-C4	-10.16	1.28	1.35
35	BA	1989	G	N7-C5	-10.16	1.33	1.39
35	BA	1189	A	N3-C4	-10.16	1.28	1.34

Continued on next page...

Continued from previous page...

Mol	Chain	Res	Type	Atoms	Z	Observed(Å)	Ideal(Å)
1	AA	1386	G	C5-C4	-10.16	1.31	1.38
35	BA	1904	G	C5-C4	-10.16	1.31	1.38
35	BA	1373	A	C8-N7	-10.15	1.24	1.31
35	BA	2521	C	C4-C5	-10.15	1.34	1.43
35	BA	198	C	C4-C5	-10.14	1.34	1.43
22	AV	72	A	N9-C4	-10.13	1.31	1.37
1	AA	139	G	C8-N7	-10.12	1.24	1.30
1	AA	937	A	N7-C5	-10.11	1.33	1.39
1	AA	1202	G	N7-C5	-10.11	1.33	1.39
35	BA	1669	A	N7-C5	-10.11	1.33	1.39
35	BA	453	C	C5-C6	-10.10	1.26	1.34
35	BA	1802	A	N3-C4	-10.10	1.28	1.34
1	AA	1001(A)	G	C8-N7	-10.07	1.25	1.30
35	BA	52	A	N7-C5	-10.07	1.33	1.39
35	BA	582	G	C6-N1	-10.07	1.32	1.39
35	BA	823	G	N3-C4	-10.06	1.28	1.35
35	BA	544	G	C8-N7	-10.05	1.25	1.30
35	BA	277	C	N1-C6	-10.04	1.31	1.37
36	BB	19	G	C5-C6	-10.02	1.32	1.42
35	BA	624	C	N1-C6	-10.01	1.31	1.37
35	BA	631	A	N3-C4	-10.01	1.28	1.34
35	BA	635	C	N1-C6	-10.01	1.31	1.37
35	BA	1748	G	C6-N1	-10.00	1.32	1.39
36	BB	67	G	N3-C4	-9.99	1.28	1.35
35	BA	615	G	N7-C5	-9.97	1.33	1.39
35	BA	1510	G	N3-C4	-9.97	1.28	1.35
35	BA	998	C	N3-C4	-9.96	1.26	1.33
1	AA	476	G	C6-N1	-9.95	1.32	1.39
35	BA	266	G	N7-C5	-9.94	1.33	1.39
35	BA	1491	G	N7-C5	-9.94	1.33	1.39
1	AA	761	G	N7-C5	-9.94	1.33	1.39
1	AA	1251	A	N9-C4	-9.93	1.31	1.37
1	AA	547	A	C5-C4	-9.93	1.31	1.38
1	AA	142	G	N7-C5	9.92	1.45	1.39
1	AA	887	G	N7-C5	-9.92	1.33	1.39
1	AA	1420	C	N1-C6	-9.91	1.31	1.37
35	BA	38	A	C6-N6	-9.90	1.26	1.33
1	AA	1379	G	N3-C4	-9.89	1.28	1.35
35	BA	2223	G	C2-N3	-9.89	1.24	1.32
1	AA	196	A	N9-C4	-9.88	1.31	1.37
35	BA	563	G	C5-C4	-9.87	1.31	1.38
35	BA	614(A)	U	C2-N3	-9.87	1.30	1.37

Continued on next page...

Continued from previous page...

Mol	Chain	Res	Type	Atoms	Z	Observed(Å)	Ideal(Å)
35	BA	2289	G	N7-C5	-9.87	1.33	1.39
35	BA	1215	G	N1-C2	-9.86	1.29	1.37
1	AA	329	A	N9-C4	-9.86	1.31	1.37
1	AA	1401	G	N7-C5	-9.84	1.33	1.39
35	BA	1010	A	C6-N6	-9.83	1.26	1.33
35	BA	1021	A	N9-C4	-9.82	1.31	1.37
1	AA	474	G	C6-N1	-9.82	1.32	1.39
1	AA	520	A	N7-C5	-9.81	1.33	1.39
35	BA	1998	G	C5-C4	-9.81	1.31	1.38
1	AA	1385	G	N3-C4	-9.80	1.28	1.35
1	AA	482	A	C6-N1	-9.80	1.28	1.35
1	AA	1350	A	C6-N1	-9.80	1.28	1.35
35	BA	425	G	C2-N3	-9.80	1.25	1.32
35	BA	820	A	C5-C4	-9.79	1.31	1.38
1	AA	616	G	C6-N1	-9.79	1.32	1.39
35	BA	476	G	C8-N7	-9.77	1.25	1.30
35	BA	828	U	N3-C4	-9.77	1.29	1.38
36	BB	29	A	N7-C5	-9.77	1.33	1.39
35	BA	1098	A	N3-C4	-9.77	1.28	1.34
35	BA	1223	G	N7-C5	-9.76	1.33	1.39
35	BA	1860	G	N7-C5	-9.76	1.33	1.39
35	BA	1668	A	N7-C5	-9.75	1.33	1.39
1	AA	1088	G	C5-C4	-9.75	1.31	1.38
35	BA	78	A	N9-C4	-9.75	1.32	1.37
35	BA	1562	A	N3-C4	-9.74	1.29	1.34
35	BA	1901	A	N3-C4	-9.74	1.29	1.34
35	BA	2744	G	N7-C5	-9.74	1.33	1.39
35	BA	1674	G	N1-C2	-9.73	1.29	1.37
35	BA	2883	A	N7-C5	-9.71	1.33	1.39
35	BA	2566	A	N3-C4	-9.71	1.29	1.34
35	BA	533	G	C8-N7	-9.70	1.25	1.30
1	AA	674	G	N7-C5	-9.70	1.33	1.39
35	BA	1964	G	C5-C4	-9.70	1.31	1.38
1	AA	759	A	C6-N1	-9.70	1.28	1.35
35	BA	2576	G	C8-N7	-9.69	1.25	1.30
35	BA	1282	U	N3-C4	-9.67	1.29	1.38
35	BA	2084	C	N1-C6	-9.67	1.31	1.37
35	BA	2231	C	N3-C4	-9.67	1.27	1.33
35	BA	272	G	N7-C5	-9.67	1.33	1.39
1	AA	1057	G	N3-C4	-9.66	1.28	1.35
35	BA	1763	G	C6-N1	-9.66	1.32	1.39
35	BA	150	C	C4-C5	-9.65	1.35	1.43

Continued on next page...

Continued from previous page...

Mol	Chain	Res	Type	Atoms	Z	Observed(Å)	Ideal(Å)
1	AA	941	G	N7-C5	-9.64	1.33	1.39
35	BA	663	G	C8-N7	-9.64	1.25	1.30
35	BA	2844	G	C8-N7	-9.63	1.25	1.30
35	BA	270	A	N9-C4	-9.63	1.32	1.37
1	AA	507	C	N1-C6	-9.62	1.31	1.37
35	BA	1955	U	C2-N3	9.62	1.44	1.37
1	AA	599	C	N1-C6	-9.61	1.31	1.37
35	BA	1687	G	C8-N7	-9.59	1.25	1.30
35	BA	2015	A	N9-C4	-9.59	1.32	1.37
1	AA	978	A	C6-N1	-9.59	1.28	1.35
35	BA	2286	A	N7-C5	-9.59	1.33	1.39
36	BB	41	U	C2-N3	-9.59	1.31	1.37
1	AA	890	G	N3-C4	-9.59	1.28	1.35
35	BA	1182	A	C8-N7	-9.58	1.24	1.31
1	AA	734	G	C8-N7	-9.57	1.25	1.30
22	AV	49	G	N9-C8	-9.57	1.31	1.37
35	BA	2122	U	C4-C5	-9.57	1.34	1.43
35	BA	1555	G	C8-N7	-9.56	1.25	1.30
35	BA	2345	G	N3-C4	-9.54	1.28	1.35
1	AA	992	U	C2-N3	-9.54	1.31	1.37
35	BA	1466	G	C5-C4	-9.54	1.31	1.38
1	AA	930	C	N1-C6	-9.53	1.31	1.37
1	AA	851	G	N3-C4	-9.53	1.28	1.35
35	BA	2030	A	C8-N7	-9.52	1.24	1.31
1	AA	1225	A	N3-C4	-9.51	1.29	1.34
1	AA	681	C	N1-C6	-9.51	1.31	1.37
35	BA	2642	G	C6-N1	-9.51	1.32	1.39
1	AA	882	C	C2-O2	-9.50	1.16	1.24
1	AA	1524	C	N1-C6	-9.50	1.31	1.37
35	BA	2853	C	N3-C4	-9.50	1.27	1.33
1	AA	1071	C	N1-C6	-9.49	1.31	1.37
35	BA	124	G	N9-C8	-9.49	1.31	1.37
35	BA	960	A	N9-C4	-9.49	1.32	1.37
35	BA	1298	C	N1-C6	-9.49	1.31	1.37
35	BA	271(M)	G	N7-C5	-9.48	1.33	1.39
35	BA	818	G	C6-N1	-9.48	1.32	1.39
35	BA	1687	G	N7-C5	-9.48	1.33	1.39
35	BA	2633	G	N9-C4	-9.48	1.30	1.38
35	BA	1616	A	N9-C4	-9.47	1.32	1.37
1	AA	22	G	N1-C2	-9.47	1.30	1.37
35	BA	2081	C	N1-C6	-9.47	1.31	1.37
1	AA	233	C	N3-C4	-9.47	1.27	1.33

Continued on next page...

Continued from previous page...

Mol	Chain	Res	Type	Atoms	Z	Observed(Å)	Ideal(Å)
35	BA	1149	G	N7-C5	-9.46	1.33	1.39
1	AA	1092	A	C6-N1	-9.45	1.28	1.35
35	BA	315	G	C6-N1	-9.45	1.32	1.39
35	BA	2083	G	N1-C2	-9.45	1.30	1.37
35	BA	1653	G	N1-C2	-9.44	1.30	1.37
35	BA	695	G	C6-N1	-9.44	1.32	1.39
35	BA	988	A	N9-C4	-9.44	1.32	1.37
35	BA	2239	G	C6-N1	-9.44	1.32	1.39
35	BA	251	A	N3-C4	-9.43	1.29	1.34
1	AA	69	G	C8-N7	-9.43	1.25	1.30
1	AA	189(G)	G	C5-C4	-9.43	1.31	1.38
35	BA	2104	G	C8-N7	-9.43	1.25	1.30
1	AA	15	G	N1-C2	-9.42	1.30	1.37
1	AA	673	G	N7-C5	-9.42	1.33	1.39
35	BA	482	A	N7-C5	-9.42	1.33	1.39
35	BA	2181	G	N7-C5	-9.42	1.33	1.39
35	BA	2704	C	N1-C6	-9.42	1.31	1.37
35	BA	916	G	N3-C4	-9.41	1.28	1.35
35	BA	746	A	N7-C5	-9.40	1.33	1.39
1	AA	253	U	C4-C5	-9.40	1.35	1.43
35	BA	959	A	C8-N7	-9.40	1.25	1.31
35	BA	2494	G	C5-C4	-9.39	1.31	1.38
1	AA	969	A	P-O5'	-9.39	1.50	1.59
35	BA	1683	C	C2-O2	-9.39	1.16	1.24
1	AA	668	G	N1-C2	-9.38	1.30	1.37
1	AA	742	G	N7-C5	-9.37	1.33	1.39
1	AA	262	A	C6-N1	-9.37	1.28	1.35
1	AA	1291	G	C8-N7	-9.37	1.25	1.30
1	AA	755	G	C8-N7	-9.36	1.25	1.30
35	BA	1267	U	N3-C4	-9.36	1.30	1.38
35	BA	1366	A	C6-N1	-9.36	1.28	1.35
1	AA	296	U	C2'-C1'	-9.35	1.43	1.53
1	AA	856	C	N3-C4	-9.35	1.27	1.33
35	BA	1783	A	C6-N1	-9.35	1.29	1.35
35	BA	2334	G	N3-C4	-9.35	1.28	1.35
35	BA	1964	G	N7-C5	-9.34	1.33	1.39
35	BA	2146	C	N1-C6	-9.34	1.31	1.37
35	BA	2662	A	N7-C5	-9.34	1.33	1.39
1	AA	792	A	C5-C4	-9.34	1.32	1.38
35	BA	337	C	N1-C6	-9.34	1.31	1.37
1	AA	992	U	C4-O4	-9.33	1.16	1.23
1	AA	1052	U	C2-N3	-9.32	1.31	1.37

Continued on next page...

Continued from previous page...

Mol	Chain	Res	Type	Atoms	Z	Observed(Å)	Ideal(Å)
35	BA	2415	G	C8-N7	-9.32	1.25	1.30
1	AA	247	G	N9-C8	-9.32	1.31	1.37
1	AA	791	G	C6-N1	-9.32	1.33	1.39
1	AA	897	C	N1-C6	-9.32	1.31	1.37
35	BA	361	G	N9-C8	-9.32	1.31	1.37
35	BA	1939	U	C2-N3	-9.30	1.31	1.37
35	BA	2001	A	N7-C5	-9.30	1.33	1.39
35	BA	2725	A	N9-C4	-9.30	1.32	1.37
1	AA	491	G	C8-N7	-9.29	1.25	1.30
35	BA	1587	A	N9-C4	-9.29	1.32	1.37
1	AA	107	G	C6-N1	-9.29	1.33	1.39
35	BA	710	G	C5-C6	-9.29	1.33	1.42
35	BA	699	A	N7-C5	-9.29	1.33	1.39
23	AX	14	A	C8-N7	-9.28	1.25	1.31
1	AA	438	G	C5-C4	-9.28	1.31	1.38
35	BA	1628	G	C8-N7	-9.28	1.25	1.30
35	BA	1284	A	N9-C4	-9.28	1.32	1.37
1	AA	1253	G	N1-C2	-9.27	1.30	1.37
1	AA	148	G	N9-C8	-9.27	1.31	1.37
35	BA	710	G	C5-C4	-9.25	1.31	1.38
35	BA	870	A	C5-C6	-9.25	1.32	1.41
35	BA	2878	U	C4-O4	-9.25	1.16	1.23
22	AV	24	U	C4-O4	-9.25	1.16	1.23
1	AA	501	C	N1-C6	-9.25	1.31	1.37
35	BA	1994	C	N3-C4	-9.25	1.27	1.33
35	BA	748	G	P-O5'	-9.24	1.50	1.59
35	BA	2409	G	C8-N7	-9.24	1.25	1.30
35	BA	1194	A	N3-C4	-9.23	1.29	1.34
35	BA	1818	U	P-O5'	-9.23	1.50	1.59
35	BA	1998	G	C6-N1	-9.22	1.33	1.39
35	BA	2235	G	C6-N1	-9.22	1.33	1.39
1	AA	1375	A	C8-N7	-9.22	1.25	1.31
35	BA	1210	A	C5-C4	-9.22	1.32	1.38
35	BA	1143	A	C5-C4	-9.21	1.32	1.38
35	BA	465	G	N3-C4	-9.21	1.29	1.35
35	BA	2478	A	C6-N6	-9.21	1.26	1.33
1	AA	1423	G	C5-C4	-9.20	1.31	1.38
35	BA	1690	A	N3-C4	-9.20	1.29	1.34
1	AA	1440	C	N3-C4	-9.20	1.27	1.33
35	BA	1531	C	N3-C4	-9.20	1.27	1.33
36	BB	21	G	N9-C4	-9.19	1.30	1.38
35	BA	1754	C	N1-C6	-9.19	1.31	1.37

Continued on next page...

Continued from previous page...

Mol	Chain	Res	Type	Atoms	Z	Observed(Å)	Ideal(Å)
35	BA	1802	A	N7-C5	-9.19	1.33	1.39
35	BA	918	A	C6-N1	-9.18	1.29	1.35
1	AA	484	G	C8-N7	-9.17	1.25	1.30
35	BA	590	A	C5-C6	-9.16	1.32	1.41
35	BA	345	A	N7-C5	-9.15	1.33	1.39
1	AA	1394	A	N9-C4	-9.15	1.32	1.37
35	BA	972	G	C5-C4	-9.15	1.31	1.38
1	AA	630	G	C8-N7	-9.15	1.25	1.30
35	BA	2042	A	N9-C4	-9.14	1.32	1.37
1	AA	1174	G	N3-C4	-9.14	1.29	1.35
1	AA	1430	C	N1-C6	9.14	1.42	1.37
35	BA	2569	G	C6-N1	-9.14	1.33	1.39
1	AA	1204	A	N7-C5	-9.14	1.33	1.39
35	BA	1896	G	C8-N7	-9.14	1.25	1.30
35	BA	573	G	C6-N1	-9.13	1.33	1.39
1	AA	1268	A	C6-N1	-9.13	1.29	1.35
35	BA	207	A	C6-N6	-9.13	1.26	1.33
35	BA	111	A	N9-C4	-9.12	1.32	1.37
35	BA	437	G	N9-C4	-9.12	1.30	1.38
35	BA	703	U	C2-N3	-9.12	1.31	1.37
35	BA	570	G	N7-C5	-9.12	1.33	1.39
35	BA	1284	A	N7-C5	-9.12	1.33	1.39
35	BA	2842	G	N9-C4	-9.12	1.30	1.38
1	AA	91	C	N1-C6	-9.11	1.31	1.37
1	AA	149	A	C6-N6	-9.11	1.26	1.33
35	BA	199	A	C6-N1	-9.11	1.29	1.35
35	BA	2368	C	N3-C4	-9.11	1.27	1.33
35	BA	2782	G	C5-C4	-9.11	1.31	1.38
35	BA	2862	G	N7-C5	-9.11	1.33	1.39
35	BA	1184	G	N9-C8	-9.10	1.31	1.37
1	AA	426	G	N7-C5	-9.10	1.33	1.39
1	AA	1138	G	P-O5'	-9.10	1.50	1.59
35	BA	1384	A	N7-C5	-9.10	1.33	1.39
35	BA	1283	G	C3'-C2'	-9.10	1.42	1.52
35	BA	2698	U	C4'-C3'	-9.10	1.43	1.53
36	BB	12	C	C2-O2	-9.09	1.16	1.24
22	AV	16	C	N1-C6	-9.09	1.31	1.37
1	AA	731	G	C6-N1	-9.08	1.33	1.39
1	AA	508	C	N3-C4	-9.08	1.27	1.33
35	BA	1537	G	N9-C8	-9.07	1.31	1.37
35	BA	2662	A	C6-N1	-9.07	1.29	1.35
1	AA	714	G	C8-N7	-9.06	1.25	1.30

Continued on next page...

Continued from previous page...

Mol	Chain	Res	Type	Atoms	Z	Observed(Å)	Ideal(Å)
22	AV	49	G	N7-C5	-9.06	1.33	1.39
35	BA	1593	G	C8-N7	-9.06	1.25	1.30
1	AA	711	G	N3-C4	-9.06	1.29	1.35
35	BA	1334	G	C6-N1	-9.06	1.33	1.39
35	BA	1831	G	C8-N7	-9.05	1.25	1.30
35	BA	2152	G	C5-C4	-9.05	1.32	1.38
1	AA	574	A	N7-C5	-9.04	1.33	1.39
1	AA	194	C	N1-C6	-9.04	1.31	1.37
1	AA	1365	G	N9-C8	-9.03	1.31	1.37
1	AA	319	G	C5-C4	-9.03	1.32	1.38
1	AA	736	C	N1-C6	-9.02	1.31	1.37
35	BA	959	A	N9-C4	-9.02	1.32	1.37
35	BA	1596	A	C5-C4	9.02	1.45	1.38
35	BA	1696	G	N3-C4	-9.02	1.29	1.35
35	BA	831	G	C5-C4	-9.01	1.32	1.38
1	AA	579	G	N7-C5	-9.01	1.33	1.39
35	BA	2250	G	C6-O6	-9.01	1.16	1.24
35	BA	2436	G	N3-C4	-9.01	1.29	1.35
1	AA	519	C	C4-C5	-9.01	1.35	1.43
1	AA	279	A	C2-N3	-9.00	1.25	1.33
35	BA	479	A	N9-C8	-9.00	1.30	1.37
35	BA	2120	G	C6-N1	-8.99	1.33	1.39
1	AA	279	A	N9-C4	-8.99	1.32	1.37
1	AA	873	A	N7-C5	-8.98	1.33	1.39
35	BA	8	A	N7-C5	-8.98	1.33	1.39
35	BA	1774	C	C4-C5	-8.98	1.35	1.43
35	BA	2266	A	N9-C4	-8.98	1.32	1.37
35	BA	1228	G	C5-C6	-8.98	1.33	1.42
35	BA	2242	G	N3-C4	-8.96	1.29	1.35
1	AA	1287	A	N9-C4	-8.96	1.32	1.37
1	AA	399	G	C2-N3	-8.96	1.25	1.32
35	BA	1741	A	C5-C4	-8.95	1.32	1.38
35	BA	1978	A	C5-C4	-8.95	1.32	1.38
35	BA	1435	G	C8-N7	-8.95	1.25	1.30
1	AA	928	G	C8-N7	-8.94	1.25	1.30
1	AA	32	A	C6-N1	-8.94	1.29	1.35
1	AA	1384	C	N1-C6	-8.94	1.31	1.37
1	AA	632	A	C5-C6	-8.93	1.33	1.41
35	BA	2759	G	C8-N7	-8.93	1.25	1.30
35	BA	187	G	C5-C4	-8.92	1.32	1.38
35	BA	1630	G	C8-N7	-8.92	1.25	1.30
35	BA	1968	G	C2-N3	-8.92	1.25	1.32

Continued on next page...

Continued from previous page...

Mol	Chain	Res	Type	Atoms	Z	Observed(Å)	Ideal(Å)
1	AA	1103	C	C5-C6	-8.92	1.27	1.34
1	AA	563	A	N9-C4	-8.91	1.32	1.37
35	BA	421	U	C2-N3	-8.91	1.31	1.37
35	BA	1698	A	N9-C4	-8.91	1.32	1.37
35	BA	24	G	C2-N2	-8.90	1.25	1.34
35	BA	608	A	C5-C4	-8.90	1.32	1.38
35	BA	934	G	N7-C5	-8.90	1.33	1.39
35	BA	2279	G	N1-C2	-8.90	1.30	1.37
1	AA	1189	C	N1-C6	-8.90	1.31	1.37
35	BA	1747(A)	G	N9-C8	-8.90	1.31	1.37
35	BA	923	C	C4-C5	-8.89	1.35	1.43
1	AA	577	G	N7-C5	-8.89	1.33	1.39
35	BA	2206	G	C6-N1	-8.89	1.33	1.39
1	AA	579	G	N9-C4	-8.89	1.30	1.38
35	BA	191	A	N3-C4	-8.89	1.29	1.34
35	BA	2577	A	N7-C5	-8.89	1.33	1.39
1	AA	179	A	N9-C4	-8.89	1.32	1.37
1	AA	801	U	N3-C4	-8.88	1.30	1.38
35	BA	412	A	C6-N1	-8.89	1.29	1.35
1	AA	1140	C	N1-C6	-8.88	1.31	1.37
22	AV	57	A	N7-C5	-8.88	1.33	1.39
1	AA	266	G	C5-C6	-8.88	1.33	1.42
35	BA	1572	A	C5-C6	-8.88	1.33	1.41
35	BA	2231	C	C5-C6	-8.88	1.27	1.34
1	AA	1421	G	C5-C4	-8.88	1.32	1.38
35	BA	1647	G	C8-N7	-8.87	1.25	1.30
1	AA	1100	C	C2-N3	-8.87	1.28	1.35
1	AA	1180	A	N9-C4	-8.87	1.32	1.37
1	AA	1294	G	N7-C5	-8.87	1.33	1.39
35	BA	107	C	N1-C6	-8.87	1.31	1.37
35	BA	1347	G	C2-N3	-8.87	1.25	1.32
36	BB	24	G	N9-C4	-8.87	1.30	1.38
1	AA	312	C	C5-C6	-8.84	1.27	1.34
35	BA	1774	C	C2-N3	-8.84	1.28	1.35
35	BA	2117	A	C5-C6	-8.84	1.33	1.41
1	AA	285	G	C5-C4	-8.84	1.32	1.38
35	BA	1376	C	N1-C6	-8.84	1.31	1.37
35	BA	2490	G	C5-C4	8.84	1.44	1.38
1	AA	376	G	N7-C5	8.83	1.44	1.39
1	AA	1166	G	C6-N1	-8.83	1.33	1.39
35	BA	655	A	N3-C4	-8.83	1.29	1.34
1	AA	327	A	C5-C4	-8.82	1.32	1.38

Continued on next page...

Continued from previous page...

Mol	Chain	Res	Type	Atoms	Z	Observed(Å)	Ideal(Å)
35	BA	596	G	C6-N1	-8.82	1.33	1.39
35	BA	881	G	C5-C4	-8.82	1.32	1.38
35	BA	1549	C	N1-C6	-8.82	1.31	1.37
35	BA	1992	G	C8-N7	-8.82	1.25	1.30
1	AA	579	G	N3-C4	-8.81	1.29	1.35
1	AA	115	G	N9-C8	-8.81	1.31	1.37
35	BA	456	C	C4-C5	-8.81	1.35	1.43
35	BA	1900	A	N7-C5	-8.81	1.33	1.39
36	BB	39	A	N7-C5	-8.81	1.33	1.39
1	AA	1116	C	N3-C4	-8.81	1.27	1.33
35	BA	2078	C	N1-C6	-8.81	1.31	1.37
1	AA	610	G	C2-N3	-8.80	1.25	1.32
35	BA	561	G	C6-N1	-8.80	1.33	1.39
35	BA	2173	A	C6-N1	-8.80	1.29	1.35
35	BA	1332	G	N9-C8	-8.79	1.31	1.37
35	BA	957	A	N3-C4	-8.79	1.29	1.34
35	BA	1432	C	N3-C4	-8.79	1.27	1.33
35	BA	2819	G	C5-C4	-8.79	1.32	1.38
35	BA	1468	C	C2-N3	-8.78	1.28	1.35
36	BB	112	U	C4-O4	-8.79	1.16	1.23
35	BA	2170	A	N1-C2	-8.78	1.26	1.34
1	AA	735	C	N3-C4	-8.78	1.27	1.33
1	AA	1467	G	C8-N7	-8.78	1.25	1.30
35	BA	2359	C	C5-C6	-8.78	1.27	1.34
35	BA	1496	A	N3-C4	-8.77	1.29	1.34
1	AA	614	A	N7-C5	-8.77	1.33	1.39
1	AA	993	G	N3-C4	-8.77	1.29	1.35
35	BA	1943	U	C4-C5	-8.77	1.35	1.43
1	AA	527	G	C8-N7	-8.77	1.25	1.30
35	BA	2757	A	N7-C5	-8.77	1.33	1.39
35	BA	2051	A	C6-N1	-8.76	1.29	1.35
35	BA	2871	C	N1-C6	-8.76	1.31	1.37
1	AA	521	G	N7-C5	-8.76	1.33	1.39
1	AA	1350	A	N9-C4	-8.76	1.32	1.37
35	BA	135	G	C8-N7	-8.76	1.25	1.30
35	BA	1500	G	N7-C5	-8.76	1.33	1.39
1	AA	1201	A	C5-C4	-8.76	1.32	1.38
1	AA	1231	G	N9-C8	-8.76	1.31	1.37
1	AA	1022	G	N7-C5	-8.75	1.33	1.39
35	BA	371	A	N7-C5	-8.75	1.33	1.39
35	BA	2170	A	C6-N6	-8.75	1.26	1.33
35	BA	1139	G	N9-C8	-8.74	1.31	1.37

Continued on next page...

Continued from previous page...

Mol	Chain	Res	Type	Atoms	Z	Observed(Å)	Ideal(Å)
1	AA	791	G	C5-C4	-8.74	1.32	1.38
35	BA	768	G	N3-C4	-8.74	1.29	1.35
1	AA	313	A	N7-C5	-8.74	1.34	1.39
35	BA	1260	G	C2-N3	-8.74	1.25	1.32
1	AA	26	A	N9-C4	-8.73	1.32	1.37
1	AA	1363	C	C4-N4	-8.73	1.26	1.33
36	BB	118	G	C8-N7	-8.73	1.25	1.30
1	AA	524	G	N9-C4	-8.73	1.30	1.38
35	BA	876	C	N1-C6	-8.73	1.31	1.37
35	BA	2699	C	N1-C6	-8.73	1.31	1.37
1	AA	1500	A	C5-C6	-8.73	1.33	1.41
35	BA	372	G	C5-C4	-8.73	1.32	1.38
35	BA	711	G	N9-C8	-8.72	1.31	1.37
1	AA	1204	A	C8-N7	-8.72	1.25	1.31
35	BA	1828	G	N3-C4	-8.72	1.29	1.35
1	AA	671	G	C3'-O3'	-8.72	1.29	1.42
35	BA	2795	G	N7-C5	-8.72	1.34	1.39
35	BA	567	A	C5-C4	-8.71	1.32	1.38
1	AA	71	C	C2-N3	-8.71	1.28	1.35
35	BA	1229	G	N3-C4	-8.71	1.29	1.35
1	AA	818	G	C6-N1	-8.71	1.33	1.39
35	BA	294	A	N3-C4	-8.71	1.29	1.34
1	AA	690	G	C8-N7	-8.71	1.25	1.30
1	AA	92	C	C2-N3	-8.71	1.28	1.35
22	AV	10	G	C5-C6	-8.71	1.33	1.42
1	AA	1059	C	N3-C4	8.70	1.40	1.33
35	BA	397	G	N7-C5	-8.70	1.34	1.39
35	BA	1378	A	N1-C2	-8.70	1.26	1.34
35	BA	1427	A	C6-N6	-8.70	1.26	1.33
35	BA	1741	A	C6-N6	-8.70	1.26	1.33
1	AA	677	U	N3-C4	-8.69	1.30	1.38
35	BA	1500	G	N3-C4	-8.69	1.29	1.35
35	BA	1668	A	C8-N7	-8.69	1.25	1.31
1	AA	907	A	N3-C4	-8.69	1.29	1.34
35	BA	2207	G	C5-C4	-8.69	1.32	1.38
35	BA	2354	G	C2-N3	-8.69	1.25	1.32
35	BA	1305	C	C5-C6	-8.68	1.27	1.34
1	AA	727	G	N3-C4	-8.68	1.29	1.35
35	BA	593	G	C5-C4	-8.68	1.32	1.38
1	AA	217	C	N1-C6	8.68	1.42	1.37
1	AA	1409	C	N1-C6	-8.68	1.31	1.37
35	BA	2705	A	C5-C4	-8.67	1.32	1.38

Continued on next page...

Continued from previous page...

Mol	Chain	Res	Type	Atoms	Z	Observed(Å)	Ideal(Å)
1	AA	172	A	N7-C5	-8.67	1.34	1.39
1	AA	450	G	N7-C5	-8.67	1.34	1.39
35	BA	2869	G	N7-C5	-8.67	1.34	1.39
1	AA	195	A	C5-C4	-8.66	1.32	1.38
35	BA	1009	A	N9-C8	-8.66	1.30	1.37
35	BA	1845	G	C8-N7	-8.66	1.25	1.30
35	BA	2004	G	C6-N1	-8.66	1.33	1.39
1	AA	439	A	N3-C4	-8.66	1.29	1.34
35	BA	2199	A	C5-C6	-8.66	1.33	1.41
22	AV	30	G	C2'-C1'	-8.65	1.43	1.53
1	AA	282	A	C5-C4	-8.65	1.32	1.38
35	BA	1380	G	N7-C5	-8.64	1.34	1.39
35	BA	1642	G	N7-C5	-8.64	1.34	1.39
1	AA	1274	G	C8-N7	-8.63	1.25	1.30
35	BA	2822	G	N7-C5	-8.63	1.34	1.39
1	AA	282	A	N3-C4	-8.63	1.29	1.34
35	BA	313	C	N1-C6	-8.63	1.31	1.37
35	BA	1814	G	N9-C8	-8.63	1.31	1.37
1	AA	386	C	C5-C6	-8.62	1.27	1.34
35	BA	749	C	C5-C6	-8.62	1.27	1.34
1	AA	1214	C	N1-C6	-8.62	1.31	1.37
35	BA	2762	G	C2-N2	-8.62	1.25	1.34
35	BA	716	A	N7-C5	-8.61	1.34	1.39
35	BA	1170	G	N3-C4	-8.61	1.29	1.35
35	BA	1290	C	C2-N3	-8.61	1.28	1.35
1	AA	420	U	C4-O4	-8.61	1.16	1.23
35	BA	2516	G	C6-N1	-8.61	1.33	1.39
1	AA	1114	C	N1-C6	-8.61	1.31	1.37
35	BA	1234	U	C4-C5	-8.61	1.35	1.43
35	BA	1265	A	P-O5'	-8.61	1.51	1.59
35	BA	1772	G	N9-C4	-8.60	1.31	1.38
35	BA	2063	C	N3-C4	-8.60	1.27	1.33
1	AA	1102	A	N7-C5	-8.60	1.34	1.39
35	BA	55	G	C5-C4	-8.60	1.32	1.38
1	AA	218	C	N1-C6	-8.59	1.42	1.37
22	AV	48	C	C2-N3	-8.59	1.28	1.35
1	AA	318	G	N1-C2	-8.59	1.30	1.37
1	AA	1400	C	N1-C6	-8.59	1.31	1.37
35	BA	613	G	N9-C8	-8.59	1.31	1.37
35	BA	689	A	N7-C5	-8.59	1.34	1.39
35	BA	1763	G	C5-C4	-8.59	1.32	1.38
35	BA	2273	A	N9-C4	-8.59	1.32	1.37

Continued on next page...

Continued from previous page...

Mol	Chain	Res	Type	Atoms	Z	Observed(Å)	Ideal(Å)
35	BA	1059	G	N7-C5	-8.59	1.34	1.39
35	BA	1331	A	N9-C4	-8.58	1.32	1.37
1	AA	79	G	C6-N1	-8.58	1.33	1.39
1	AA	826	C	N1-C6	-8.58	1.32	1.37
1	AA	1338	G	N9-C8	-8.58	1.31	1.37
1	AA	854	G	N7-C5	-8.57	1.34	1.39
35	BA	1129	A	N7-C5	-8.57	1.34	1.39
1	AA	561	U	P-O5'	-8.56	1.51	1.59
1	AA	648	A	C5-C4	-8.56	1.32	1.38
35	BA	186	G	C8-N7	-8.56	1.25	1.30
35	BA	1508	A	N3-C4	-8.56	1.29	1.34
35	BA	1819	A	C5-C6	-8.56	1.33	1.41
35	BA	2261	C	N1-C6	-8.56	1.32	1.37
35	BA	1313	U	C2-N3	-8.56	1.31	1.37
35	BA	1783	A	C5-C4	-8.56	1.32	1.38
22	AV	9	G	N7-C5	-8.55	1.34	1.39
35	BA	1241	A	C8-N7	-8.55	1.25	1.31
35	BA	2439	A	N3-C4	-8.55	1.29	1.34
35	BA	2222	G	N7-C5	-8.55	1.34	1.39
1	AA	361	G	C2-N3	-8.55	1.25	1.32
1	AA	855	G	C6-N1	-8.54	1.33	1.39
35	BA	957	A	C8-N7	-8.54	1.25	1.31
1	AA	288	A	N7-C5	-8.54	1.34	1.39
1	AA	691	G	N7-C5	8.53	1.44	1.39
35	BA	1975	G	N7-C5	-8.54	1.34	1.39
1	AA	411	A	C8-N7	-8.53	1.25	1.31
1	AA	1355	G	C6-N1	-8.53	1.33	1.39
1	AA	1521	G	C2-N3	-8.53	1.25	1.32
35	BA	304	G	N3-C4	-8.53	1.29	1.35
35	BA	982	C	N1-C6	-8.52	1.32	1.37
1	AA	1156	G	C6-N1	-8.52	1.33	1.39
36	BB	13	A	C6-N6	-8.52	1.27	1.33
35	BA	1555	G	N3-C4	-8.52	1.29	1.35
35	BA	2121	G	C6-N1	-8.52	1.33	1.39
35	BA	2716	U	C2-N3	-8.52	1.31	1.37
1	AA	364	A	N9-C4	-8.51	1.32	1.37
1	AA	658	G	N9-C4	-8.51	1.31	1.38
1	AA	39	G	C5-C4	-8.50	1.32	1.38
1	AA	1133	G	C6-N1	-8.49	1.33	1.39
1	AA	1397	C	C2-N3	-8.49	1.28	1.35
36	BB	78	A	C5-C6	-8.49	1.33	1.41
1	AA	595	G	N7-C5	-8.49	1.34	1.39

Continued on next page...

Continued from previous page...

Mol	Chain	Res	Type	Atoms	Z	Observed(Å)	Ideal(Å)
1	AA	812	C	N1-C6	-8.48	1.32	1.37
35	BA	2509	G	N9-C4	-8.48	1.31	1.38
1	AA	887	G	C5-C6	-8.48	1.33	1.42
36	BB	100	A	C8-N7	-8.48	1.25	1.31
1	AA	1072	G	N9-C8	-8.48	1.31	1.37
1	AA	437	U	C4-O4	-8.47	1.16	1.23
35	BA	2146	C	N3-C4	-8.47	1.28	1.33
1	AA	189	G	C8-N7	-8.47	1.25	1.30
35	BA	1970	A	N7-C5	-8.47	1.34	1.39
35	BA	2110	G	N7-C5	-8.47	1.34	1.39
35	BA	681	G	C2-N3	-8.46	1.25	1.32
35	BA	913	U	C2-O2	-8.46	1.14	1.22
35	BA	2508	G	N3-C4	-8.46	1.29	1.35
36	BB	116	G	N7-C5	-8.46	1.34	1.39
35	BA	896	A	C5-C6	-8.46	1.33	1.41
1	AA	224	C	N3-C4	-8.46	1.28	1.33
1	AA	1235	U	P-O5'	-8.46	1.51	1.59
1	AA	1388	C	N3-C4	-8.46	1.28	1.33
35	BA	2074	U	C2-N3	-8.46	1.31	1.37
35	BA	1695	G	N7-C5	-8.45	1.34	1.39
1	AA	227	G	N1-C2	-8.45	1.30	1.37
35	BA	1857	G	N3-C4	-8.44	1.29	1.35
1	AA	593	G	C8-N7	-8.44	1.25	1.30
1	AA	791	G	N9-C8	-8.44	1.31	1.37
35	BA	583	G	C8-N7	-8.44	1.25	1.30
35	BA	2186	G	C2-N3	-8.44	1.25	1.32
35	BA	2234	G	C8-N7	-8.44	1.25	1.30
35	BA	1363	C	C4'-C3'	-8.44	1.43	1.53
1	AA	663	A	N7-C5	-8.44	1.34	1.39
1	AA	1056	U	C4-C5	-8.44	1.35	1.43
1	AA	1375	A	P-O5'	-8.43	1.51	1.59
35	BA	1121	C	N3-C4	-8.43	1.28	1.33
35	BA	2003	G	P-O5'	-8.43	1.51	1.59
35	BA	2243	U	C2-N3	-8.43	1.31	1.37
35	BA	538	G	C8-N7	-8.42	1.25	1.30
35	BA	1533	G	N9-C8	-8.42	1.31	1.37
35	BA	2876	G	N9-C8	-8.42	1.31	1.37
1	AA	1083	U	C2-O2	-8.42	1.14	1.22
35	BA	996	A	N7-C5	-8.42	1.34	1.39
35	BA	1652	A	N7-C5	-8.42	1.34	1.39
35	BA	82	G	C8-N7	-8.41	1.25	1.30
35	BA	949	C	N1-C6	-8.41	1.32	1.37

Continued on next page...

Continued from previous page...

Mol	Chain	Res	Type	Atoms	Z	Observed(Å)	Ideal(Å)
36	BB	118	G	N3-C4	8.41	1.41	1.35
35	BA	449	A	N9-C4	8.41	1.42	1.37
1	AA	1287	A	N9-C8	-8.40	1.31	1.37
35	BA	707	G	N7-C5	-8.40	1.34	1.39
35	BA	885	C	N3-C4	-8.40	1.28	1.33
35	BA	681	G	N9-C8	-8.40	1.31	1.37
35	BA	2639	A	C6-N1	-8.40	1.29	1.35
35	BA	1251	C	N1-C6	-8.40	1.32	1.37
35	BA	1586	A	N3-C4	-8.40	1.29	1.34
35	BA	2251	G	C5-C4	-8.40	1.32	1.38
1	AA	200	G	C8-N7	-8.39	1.25	1.30
35	BA	1960	A	C8-N7	-8.39	1.25	1.31
35	BA	1983	C	N1-C6	-8.39	1.32	1.37
35	BA	681	G	C6-N1	-8.39	1.33	1.39
35	BA	271(U)	G	N9-C8	-8.39	1.31	1.37
35	BA	750	A	N7-C5	-8.39	1.34	1.39
1	AA	500	G	C4'-C3'	-8.38	1.44	1.53
35	BA	381	G	C2-N3	-8.38	1.26	1.32
35	BA	880	G	N3-C4	-8.38	1.29	1.35
35	BA	1038	C	C4-C5	-8.38	1.36	1.43
35	BA	1689	A	C4'-C3'	-8.38	1.44	1.53
35	BA	2252	G	C5-C4	-8.38	1.32	1.38
35	BA	1252	G	N3-C4	-8.38	1.29	1.35
1	AA	334	C	P-O5'	-8.38	1.51	1.59
35	BA	750	A	N9-C4	-8.38	1.32	1.37
35	BA	2200	C	C2-N3	-8.38	1.29	1.35
35	BA	1667	G	N7-C5	-8.37	1.34	1.39
35	BA	1114	G	C6-N1	-8.37	1.33	1.39
35	BA	457	A	N9-C8	-8.37	1.31	1.37
35	BA	2124	G	N9-C8	-8.37	1.31	1.37
1	AA	1520	G	N1-C2	-8.36	1.31	1.37
35	BA	604	G	C2-N3	-8.36	1.26	1.32
35	BA	2783	G	N1-C2	-8.36	1.31	1.37
35	BA	2259	G	C2-N3	-8.36	1.26	1.32
1	AA	928	G	C6-O6	-8.36	1.16	1.24
1	AA	994	A	C6-N1	-8.36	1.29	1.35
35	BA	981	A	C5-C4	-8.35	1.32	1.38
35	BA	2314	C	N1-C6	-8.35	1.32	1.37
1	AA	1279	A	N3-C4	-8.35	1.29	1.34
35	BA	176	G	C2-N3	-8.35	1.26	1.32
35	BA	1336	A	N9-C4	-8.34	1.32	1.37
1	AA	323	U	C2-N3	-8.34	1.31	1.37

Continued on next page...

Continued from previous page...

Mol	Chain	Res	Type	Atoms	Z	Observed(Å)	Ideal(Å)
35	BA	2082	A	N9-C8	-8.33	1.31	1.37
35	BA	133	C	N3-C4	-8.33	1.28	1.33
35	BA	917	A	N3-C4	-8.33	1.29	1.34
41	BG	112	PRO	C-N	8.33	1.53	1.34
36	BB	29	A	N3-C4	-8.32	1.29	1.34
1	AA	1496	C	N3-C4	-8.32	1.28	1.33
35	BA	352	G	N3-C4	-8.32	1.29	1.35
35	BA	1881	C	N3-C4	-8.32	1.28	1.33
35	BA	532	A	C5-C4	-8.32	1.32	1.38
35	BA	2072	G	C8-N7	8.32	1.35	1.30
1	AA	1387	G	C8-N7	-8.31	1.25	1.30
1	AA	1514	C	N1-C6	-8.31	1.32	1.37
35	BA	710	G	C8-N7	-8.31	1.25	1.30
35	BA	920	G	C8-N7	-8.31	1.25	1.30
1	AA	73	G	N1-C2	-8.31	1.31	1.37
35	BA	1448	G	N7-C5	-8.31	1.34	1.39
35	BA	1452	A	C5-C4	-8.31	1.32	1.38
1	AA	1387	G	C6-N1	-8.31	1.33	1.39
1	AA	535	A	C6-N1	-8.30	1.29	1.35
35	BA	689	A	C6-N6	-8.30	1.27	1.33
35	BA	732	C	N1-C6	-8.30	1.32	1.37
35	BA	684	G	C6-O6	-8.30	1.16	1.24
1	AA	1200	C	C4-C5	-8.29	1.36	1.43
35	BA	1236	G	N1-C2	-8.29	1.31	1.37
1	AA	733	A	N1-C2	-8.29	1.26	1.34
35	BA	1627	G	C5-C4	-8.29	1.32	1.38
1	AA	567	G	C6-N1	-8.29	1.33	1.39
1	AA	584	G	N7-C5	-8.29	1.34	1.39
35	BA	1548	C	C4-C5	-8.29	1.36	1.43
35	BA	1839	G	N7-C5	-8.29	1.34	1.39
35	BA	919	G	C5-C4	-8.28	1.32	1.38
1	AA	1363(A)	A	C8-N7	-8.28	1.25	1.31
35	BA	1252	G	N9-C8	-8.28	1.32	1.37
1	AA	1269	A	C5-C4	-8.28	1.32	1.38
35	BA	434	U	C2-N3	-8.28	1.31	1.37
35	BA	2046	G	C5-C4	-8.27	1.32	1.38
35	BA	1192	G	N7-C5	-8.27	1.34	1.39
1	AA	275	G	N9-C8	-8.27	1.32	1.37
1	AA	944	G	C8-N7	-8.26	1.25	1.30
35	BA	513	A	N9-C4	-8.26	1.32	1.37
35	BA	195	A	N1-C2	-8.26	1.26	1.34
35	BA	2531	A	N9-C8	-8.26	1.31	1.37

Continued on next page...

Continued from previous page...

Mol	Chain	Res	Type	Atoms	Z	Observed(Å)	Ideal(Å)
36	BB	70	C	N1-C6	8.26	1.42	1.37
1	AA	1287	A	N7-C5	-8.26	1.34	1.39
35	BA	725	G	N3-C4	-8.26	1.29	1.35
36	BB	75	G	N3-C4	-8.26	1.29	1.35
1	AA	835	U	C2'-C1'	-8.25	1.44	1.53
35	BA	2353	G	N9-C8	-8.25	1.32	1.37
35	BA	2433	A	C5-C4	-8.25	1.32	1.38
22	AV	51	C	C2-N3	-8.25	1.29	1.35
35	BA	2827	C	N3-C4	-8.25	1.28	1.33
35	BA	1173	G	C5-C4	-8.24	1.32	1.38
1	AA	1338	G	N7-C5	-8.24	1.34	1.39
35	BA	1176	G	C8-N7	-8.24	1.26	1.30
1	AA	53	A	C5-C6	-8.24	1.33	1.41
35	BA	1128	A	N1-C2	-8.24	1.26	1.34
1	AA	1386	G	N7-C5	-8.24	1.34	1.39
35	BA	2277	G	N7-C5	-8.24	1.34	1.39
35	BA	654	A	N9-C4	8.23	1.42	1.37
35	BA	141	A	C6-N6	-8.23	1.27	1.33
35	BA	259	G	C5-C6	-8.23	1.34	1.42
36	BB	69	G	C5-C4	-8.23	1.32	1.38
1	AA	306	G	C6-N1	-8.23	1.33	1.39
1	AA	1332	A	N3-C4	-8.23	1.29	1.34
1	AA	1438	G	N7-C5	8.23	1.44	1.39
35	BA	1127	A	C2'-C1'	-8.23	1.44	1.53
35	BA	1381	G	N9-C8	-8.22	1.32	1.37
35	BA	2604	U	C4-C5	-8.22	1.36	1.43
35	BA	2266	A	C6-N1	-8.22	1.29	1.35
1	AA	42	G	N7-C5	-8.22	1.34	1.39
1	AA	51	A	C5-C4	-8.22	1.32	1.38
1	AA	260	G	N9-C8	-8.22	1.32	1.37
35	BA	1594	G	N7-C5	-8.22	1.34	1.39
35	BA	2108	C	C4-C5	-8.22	1.36	1.43
35	BA	2088	G	C8-N7	-8.22	1.26	1.30
1	AA	1518	A	N3-C4	-8.21	1.29	1.34
35	BA	1276	A	C8-N7	-8.21	1.25	1.31
36	BB	115	G	N9-C8	-8.21	1.32	1.37
35	BA	1942	C	N1-C6	8.21	1.42	1.37
35	BA	2023	G	C6-O6	-8.21	1.16	1.24
35	BA	2707	G	C6-N1	-8.21	1.33	1.39
35	BA	117	G	C8-N7	-8.20	1.26	1.30
35	BA	1011	G	C6-N1	-8.19	1.33	1.39
35	BA	1741	A	N9-C8	-8.20	1.31	1.37

Continued on next page...

Continued from previous page...

Mol	Chain	Res	Type	Atoms	Z	Observed(Å)	Ideal(Å)
35	BA	2047	U	P-O5'	-8.19	1.51	1.59
35	BA	2181	G	C6-N1	-8.19	1.33	1.39
35	BA	2259	G	C6-N1	-8.19	1.33	1.39
35	BA	2314	C	C5-C6	-8.19	1.27	1.34
35	BA	1546	C	C4-N4	-8.19	1.26	1.33
35	BA	653	A	N9-C4	-8.19	1.32	1.37
1	AA	1387	G	C2-N3	-8.18	1.26	1.32
35	BA	271(J)	C	N3-C4	-8.18	1.28	1.33
1	AA	607	A	N3-C4	-8.18	1.29	1.34
22	AV	21	A	N9-C4	-8.18	1.32	1.37
35	BA	340	A	N3-C4	-8.18	1.29	1.34
35	BA	861	A	N3-C4	-8.18	1.29	1.34
35	BA	2741	A	C5-C4	-8.17	1.33	1.38
36	BB	90	A	C5-C6	-8.17	1.33	1.41
35	BA	900	A	N3-C4	-8.17	1.29	1.34
35	BA	2383	G	N1-C2	-8.17	1.31	1.37
1	AA	545	C	N3-C4	-8.16	1.28	1.33
35	BA	1120	G	C2-N3	-8.16	1.26	1.32
1	AA	461	A	C5-C4	8.16	1.44	1.38
35	BA	1055	G	N7-C5	-8.16	1.34	1.39
35	BA	52	A	N3-C4	-8.15	1.29	1.34
35	BA	2386	C	C5-C6	-8.15	1.27	1.34
1	AA	836	G	C5-C6	-8.15	1.34	1.42
35	BA	353	G	N7-C5	-8.15	1.34	1.39
35	BA	1696	G	N7-C5	-8.15	1.34	1.39
35	BA	2255	G	C8-N7	8.15	1.35	1.30
1	AA	975	A	N7-C5	-8.14	1.34	1.39
35	BA	513	A	C5-C6	-8.14	1.33	1.41
35	BA	1373	A	N3-C4	-8.14	1.29	1.34
35	BA	1689	A	N9-C4	-8.14	1.32	1.37
35	BA	2438	U	N3-C4	-8.14	1.31	1.38
35	BA	2590	A	N7-C5	-8.14	1.34	1.39
35	BA	226	G	C5-C4	-8.14	1.32	1.38
35	BA	2558	C	C2-N3	-8.14	1.29	1.35
1	AA	575	G	N1-C2	-8.14	1.31	1.37
1	AA	690	G	N1-C2	-8.14	1.31	1.37
1	AA	811	C	C4-C5	-8.14	1.36	1.43
1	AA	1030(D)	A	N9-C4	-8.14	1.32	1.37
1	AA	1174	G	C2-N2	-8.14	1.26	1.34
35	BA	1317	A	P-O5'	-8.13	1.51	1.59
35	BA	2520	C	C5-C6	-8.13	1.27	1.34
22	AV	27	U	C2-N3	-8.13	1.32	1.37

Continued on next page...

Continued from previous page...

Mol	Chain	Res	Type	Atoms	Z	Observed(Å)	Ideal(Å)
35	BA	2849	U	C4-C5	-8.13	1.36	1.43
1	AA	888	G	C8-N7	-8.13	1.26	1.30
1	AA	1057	G	N1-C2	-8.13	1.31	1.37
35	BA	1866	C	N3-C4	-8.12	1.28	1.33
1	AA	1079	G	C8-N7	-8.12	1.26	1.30
35	BA	1853	A	C6-N1	-8.12	1.29	1.35
35	BA	2346	A	N1-C2	-8.12	1.27	1.34
1	AA	934	C	N3-C4	-8.12	1.28	1.33
35	BA	644	A	C6-N6	-8.12	1.27	1.33
1	AA	1014	A	N3-C4	-8.12	1.29	1.34
1	AA	1468	A	C6-N1	-8.12	1.29	1.35
35	BA	1472	A	N3-C4	-8.12	1.29	1.34
1	AA	629	G	P-O5'	-8.12	1.51	1.59
35	BA	2425	A	C8-N7	-8.12	1.25	1.31
35	BA	2594	C	N3-C4	8.11	1.39	1.33
1	AA	885	G	N3-C4	-8.11	1.29	1.35
35	BA	2128	C	P-O5'	-8.11	1.51	1.59
1	AA	1370	G	C2-N3	-8.11	1.26	1.32
35	BA	1484	G	C6-N1	-8.11	1.33	1.39
35	BA	186	G	N7-C5	-8.11	1.34	1.39
35	BA	1087	G	C5-C4	-8.10	1.32	1.38
35	BA	1307	A	N3-C4	-8.10	1.29	1.34
1	AA	488	C	N1-C6	-8.10	1.32	1.37
35	BA	926	A	C2-N3	-8.10	1.26	1.33
35	BA	1953	A	N9-C8	-8.10	1.31	1.37
35	BA	2228	G	C8-N7	-8.10	1.26	1.30
35	BA	774	A	C8-N7	-8.09	1.25	1.31
1	AA	472	A	C6-N1	-8.09	1.29	1.35
1	AA	72	C	N1-C6	-8.09	1.32	1.37
35	BA	1187	G	N9-C4	-8.09	1.31	1.38
1	AA	1480	G	C2'-C1'	-8.09	1.44	1.53
1	AA	788	U	N1-C2	-8.08	1.31	1.38
35	BA	1594	G	C5-C4	8.08	1.44	1.38
1	AA	1197	G	N1-C2	-8.08	1.31	1.37
1	AA	355	C	C2-O2	-8.08	1.17	1.24
35	BA	775	G	C2-N2	-8.08	1.26	1.34
35	BA	2354	G	C5-C4	-8.08	1.32	1.38
35	BA	2861	G	N7-C5	-8.07	1.34	1.39
35	BA	1891	G	C5-C4	-8.07	1.32	1.38
1	AA	127	G	N3-C4	8.07	1.41	1.35
35	BA	1548	C	C4'-C3'	-8.07	1.44	1.53
35	BA	1862	G	N7-C5	-8.07	1.34	1.39

Continued on next page...

Continued from previous page...

Mol	Chain	Res	Type	Atoms	Z	Observed(Å)	Ideal(Å)
35	BA	2356	C	N1-C6	-8.07	1.32	1.37
36	BB	100	A	C5-C4	-8.07	1.33	1.38
1	AA	14	U	N1-C2	-8.06	1.31	1.38
1	AA	1416	G	N9-C4	-8.06	1.31	1.38
1	AA	973	G	N7-C5	-8.06	1.34	1.39
35	BA	1132	A	C6-N6	-8.06	1.27	1.33
35	BA	1952	A	N7-C5	-8.06	1.34	1.39
35	BA	2707	G	N7-C5	-8.06	1.34	1.39
1	AA	1054	C	P-O5'	-8.06	1.51	1.59
35	BA	2132	U	C2-N3	-8.06	1.32	1.37
35	BA	1935	G	N3-C4	-8.06	1.29	1.35
1	AA	128	G	N1-C2	-8.06	1.31	1.37
1	AA	310	G	N9-C8	-8.06	1.32	1.37
1	AA	1424	C	C5-C6	-8.05	1.27	1.34
35	BA	1719	G	N7-C5	-8.06	1.34	1.39
35	BA	2494	G	N7-C5	-8.06	1.34	1.39
1	AA	1105	A	C8-N7	-8.05	1.25	1.31
1	AA	1286	A	C8-N7	-8.05	1.25	1.31
35	BA	1052	C	N3-C4	-8.05	1.28	1.33
35	BA	2740	A	C8-N7	-8.05	1.25	1.31
35	BA	2284	C	C2-N3	-8.05	1.29	1.35
35	BA	47	C	N3-C4	-8.05	1.28	1.33
1	AA	996	A	C5-C4	-8.04	1.33	1.38
35	BA	2697	G	N9-C4	-8.04	1.31	1.38
35	BA	2663	G	C8-N7	-8.04	1.26	1.30
35	BA	1302	A	N3-C4	-8.04	1.30	1.34
35	BA	16	G	N7-C5	-8.04	1.34	1.39
35	BA	2087	G	N7-C5	-8.04	1.34	1.39
35	BA	887	A	C5-C6	-8.04	1.33	1.41
35	BA	2557	G	C8-N7	-8.04	1.26	1.30
1	AA	1491	G	N9-C8	-8.03	1.32	1.37
35	BA	690	G	N9-C8	-8.03	1.32	1.37
1	AA	177	C	C4-C5	-8.03	1.36	1.43
35	BA	1061	U	C2-N3	-8.03	1.32	1.37
35	BA	1076	C	C4-C5	-8.03	1.36	1.43
36	BB	62	C	N3-C4	-8.03	1.28	1.33
35	BA	690	G	N1-C2	-8.03	1.31	1.37
35	BA	823	G	C2-N3	-8.03	1.26	1.32
35	BA	1099	G	C6-N1	-8.03	1.33	1.39
35	BA	1797	C	P-O5'	-8.03	1.51	1.59
1	AA	1114	C	C2-N3	-8.03	1.29	1.35
1	AA	1175	G	C8-N7	-8.02	1.26	1.30

Continued on next page...

Continued from previous page...

Mol	Chain	Res	Type	Atoms	Z	Observed(Å)	Ideal(Å)
1	AA	1468	A	C8-N7	-8.02	1.25	1.31
35	BA	705	A	C5-C6	-8.02	1.33	1.41
35	BA	2070	G	N3-C4	-8.02	1.29	1.35
35	BA	2766	G	C8-N7	-8.02	1.26	1.30
1	AA	244	U	C5-C6	-8.02	1.26	1.34
1	AA	377	G	C6-O6	-8.02	1.17	1.24
1	AA	897	C	C4-N4	-8.01	1.26	1.33
35	BA	788	A	N7-C5	-8.01	1.34	1.39
35	BA	1154	G	N7-C5	-8.01	1.34	1.39
1	AA	131	C	C4-C5	-8.01	1.36	1.43
35	BA	1766	U	C4-C5	-8.01	1.36	1.43
35	BA	2044	C	N1-C6	-8.01	1.32	1.37
35	BA	1086	A	N7-C5	-8.01	1.34	1.39
35	BA	2330	G	C4'-C3'	-8.01	1.44	1.53
35	BA	2675	A	C6-N1	-8.01	1.29	1.35
36	BB	77	U	C4-C5	-8.01	1.36	1.43
35	BA	1216	G	C8-N7	-8.00	1.26	1.30
35	BA	523	C	N1-C6	-8.00	1.32	1.37
35	BA	1434	A	C6-N1	-8.00	1.29	1.35
35	BA	1683	C	C5-C6	-8.00	1.27	1.34
36	BB	101	G	C8-N7	-8.00	1.26	1.30
35	BA	782	A	N3-C4	-8.00	1.30	1.34
35	BA	2246	G	N7-C5	-7.99	1.34	1.39
35	BA	1706	U	N1-C6	-7.99	1.30	1.38
35	BA	784	A	N7-C5	-7.99	1.34	1.39
35	BA	946	G	N7-C5	-7.99	1.34	1.39
35	BA	1896	G	N7-C5	-7.99	1.34	1.39
35	BA	746	A	C3'-C2'	-7.99	1.44	1.52
35	BA	1767	C	N3-C4	-7.99	1.28	1.33
35	BA	1399	C	C2-O2	-7.98	1.17	1.24
1	AA	44	G	C6-N1	-7.98	1.33	1.39
35	BA	570	G	C6-N1	-7.98	1.33	1.39
1	AA	913	A	N3-C4	7.98	1.39	1.34
35	BA	67	U	N3-C4	-7.98	1.31	1.38
35	BA	2059	A	C5-C4	-7.97	1.33	1.38
22	AV	61	C	C5-C6	-7.97	1.27	1.34
35	BA	948	G	N3-C4	-7.97	1.29	1.35
35	BA	1278	A	N3-C4	-7.97	1.30	1.34
1	AA	1198	G	C2-N3	-7.96	1.26	1.32
1	AA	144	G	C8-N7	-7.96	1.26	1.30
35	BA	2384	G	N7-C5	-7.96	1.34	1.39
35	BA	449	A	N3-C4	-7.96	1.30	1.34

Continued on next page...

Continued from previous page...

Mol	Chain	Res	Type	Atoms	Z	Observed(Å)	Ideal(Å)
35	BA	2562	U	N1-C2	-7.96	1.31	1.38
1	AA	398	C	N3-C4	-7.96	1.28	1.33
35	BA	179	G	N9-C4	-7.96	1.31	1.38
1	AA	1151	A	C8-N7	-7.96	1.25	1.31
35	BA	492	A	C6-N1	-7.96	1.29	1.35
35	BA	748	G	N7-C5	-7.96	1.34	1.39
35	BA	2446	G	N1-C2	-7.96	1.31	1.37
1	AA	282	A	C6-N1	-7.95	1.29	1.35
1	AA	899	C	C4'-C3'	-7.95	1.44	1.53
35	BA	687	C	N1-C6	-7.95	1.32	1.37
35	BA	832	G	N9-C8	-7.95	1.32	1.37
35	BA	1922	G	N1-C2	-7.95	1.31	1.37
35	BA	1307	A	C5-C4	-7.94	1.33	1.38
1	AA	46	G	C5-C6	-7.94	1.34	1.42
1	AA	149	A	N7-C5	-7.94	1.34	1.39
35	BA	398	G	N9-C4	-7.93	1.31	1.38
1	AA	743	U	N1-C6	-7.93	1.30	1.38
1	AA	299	G	C2-N3	-7.93	1.26	1.32
1	AA	342	C	N3-C4	-7.93	1.28	1.33
36	BB	47	C	N1-C6	-7.93	1.32	1.37
1	AA	362	G	P-O5'	-7.93	1.51	1.59
35	BA	713	G	N3-C4	-7.92	1.29	1.35
35	BA	1835	G	N9-C8	-7.92	1.32	1.37
35	BA	1964	G	C8-N7	-7.92	1.26	1.30
1	AA	611	A	C6-N6	-7.92	1.27	1.33
35	BA	1907	G	C6-O6	-7.92	1.17	1.24
1	AA	119	A	C6-N1	-7.92	1.30	1.35
1	AA	1180	A	N7-C5	-7.92	1.34	1.39
22	AV	3	C	N3-C4	-7.92	1.28	1.33
35	BA	2393	A	C6-N1	-7.92	1.30	1.35
35	BA	2596	U	C2-N3	-7.92	1.32	1.37
35	BA	2246	G	C8-N7	-7.92	1.26	1.30
35	BA	1691	C	N1-C6	-7.92	1.32	1.37
36	BB	61	G	N9-C8	-7.92	1.32	1.37
35	BA	654(V)	A	N7-C5	-7.91	1.34	1.39
1	AA	1386	G	C2-N3	-7.91	1.26	1.32
1	AA	1392	G	C2-N3	-7.91	1.26	1.32
36	BB	63	G	C2-N3	-7.91	1.26	1.32
35	BA	2109	U	N3-C4	-7.91	1.31	1.38
1	AA	820	U	C2-N3	-7.90	1.32	1.37
35	BA	731	C	N3-C4	-7.90	1.28	1.33
1	AA	1476	G	C5-C4	-7.90	1.32	1.38

Continued on next page...

Continued from previous page...

Mol	Chain	Res	Type	Atoms	Z	Observed(Å)	Ideal(Å)
35	BA	2302	G	N1-C2	-7.90	1.31	1.37
35	BA	752	A	N3-C4	-7.90	1.30	1.34
35	BA	2116	G	N9-C8	-7.90	1.32	1.37
1	AA	883	C	N1-C6	-7.90	1.32	1.37
35	BA	2467	C	N1-C6	-7.90	1.32	1.37
1	AA	1152	A	C5-C4	-7.89	1.33	1.38
35	BA	1811	G	N1-C2	-7.89	1.31	1.37
1	AA	815	A	N3-C4	-7.89	1.30	1.34
1	AA	51	A	C6-N1	-7.89	1.30	1.35
1	AA	1371	G	C8-N7	-7.89	1.26	1.30
35	BA	2274	A	C5-C4	-7.89	1.33	1.38
1	AA	39	G	C6-N1	-7.88	1.34	1.39
35	BA	1365	A	N3-C4	-7.88	1.30	1.34
35	BA	2026	C	C4'-C3'	-7.88	1.44	1.53
35	BA	2749	A	N3-C4	-7.88	1.30	1.34
35	BA	38	A	C3'-O3'	-7.88	1.31	1.42
35	BA	85	G	N9-C8	-7.88	1.32	1.37
35	BA	2499	C	C4-C5	-7.88	1.36	1.43
35	BA	2882	A	C6-N1	-7.88	1.30	1.35
35	BA	1287	A	C5-C6	-7.88	1.33	1.41
35	BA	1174	A	N9-C4	-7.87	1.33	1.37
35	BA	1836	C	C4-N4	-7.87	1.26	1.33
35	BA	1247	A	N9-C8	-7.87	1.31	1.37
35	BA	1930	G	N1-C2	-7.87	1.31	1.37
35	BA	2525	G	N3-C4	-7.87	1.29	1.35
35	BA	512	G	N7-C5	-7.87	1.34	1.39
35	BA	2121	G	N7-C5	-7.87	1.34	1.39
35	BA	2038	G	N7-C5	-7.86	1.34	1.39
35	BA	2330	G	C8-N7	-7.86	1.26	1.30
1	AA	1428	A	C5-C4	-7.86	1.33	1.38
1	AA	1169	A	N3-C4	-7.86	1.30	1.34
35	BA	619	G	N9-C8	-7.86	1.32	1.37
1	AA	943	U	C4-O4	-7.86	1.17	1.23
35	BA	348	G	C8-N7	-7.86	1.26	1.30
35	BA	272(G)	C	C4'-C3'	-7.86	1.44	1.53
35	BA	734	A	C8-N7	7.85	1.37	1.31
36	BB	86	G	C5-C4	-7.85	1.32	1.38
1	AA	679	C	N3-C4	-7.85	1.28	1.33
35	BA	1272	A	N7-C5	-7.84	1.34	1.39
35	BA	2198	A	N7-C5	-7.84	1.34	1.39
35	BA	2054	A	C3'-C2'	-7.84	1.44	1.52
35	BA	78	A	N3-C4	7.84	1.39	1.34

Continued on next page...

Continued from previous page...

Mol	Chain	Res	Type	Atoms	Z	Observed(Å)	Ideal(Å)
1	AA	706	A	N7-C5	-7.84	1.34	1.39
35	BA	481	G	C8-N7	-7.84	1.26	1.30
35	BA	2193	G	N7-C5	-7.84	1.34	1.39
35	BA	2533	A	N7-C5	-7.84	1.34	1.39
1	AA	823	G	C8-N7	-7.83	1.26	1.30
35	BA	1190	G	N1-C2	-7.83	1.31	1.37
1	AA	80	G	C6-N1	-7.83	1.34	1.39
1	AA	1191	A	N9-C4	-7.83	1.33	1.37
1	AA	1250	A	C5-C6	-7.83	1.34	1.41
35	BA	2235	G	N9-C4	-7.83	1.31	1.38
1	AA	701	C	C2-N3	-7.82	1.29	1.35
1	AA	631	G	N3-C4	-7.82	1.29	1.35
1	AA	1442(A)	G	C6-O6	-7.82	1.17	1.24
35	BA	1973	G	N9-C4	-7.82	1.31	1.38
1	AA	1298	C	C2-N3	-7.82	1.29	1.35
35	BA	2548	G	N9-C8	-7.82	1.32	1.37
35	BA	1777	U	C2-N3	-7.82	1.32	1.37
1	AA	1256	A	C6-N1	-7.81	1.30	1.35
35	BA	391	G	N3-C4	-7.81	1.29	1.35
35	BA	2322	A	N7-C5	-7.81	1.34	1.39
1	AA	316	G	N9-C8	-7.81	1.32	1.37
35	BA	77	C	C2-N3	-7.81	1.29	1.35
35	BA	1294	U	C4-O4	-7.81	1.17	1.23
35	BA	2176	A	N9-C4	-7.81	1.33	1.37
1	AA	642	A	N3-C4	-7.81	1.30	1.34
35	BA	742	G	C5-C4	-7.81	1.32	1.38
35	BA	16	G	C4'-C3'	-7.80	1.44	1.53
35	BA	262	A	N9-C4	-7.80	1.33	1.37
35	BA	345	A	C6-N1	-7.80	1.30	1.35
35	BA	2270	G	N1-C2	-7.80	1.31	1.37
35	BA	1928	A	C8-N7	-7.80	1.26	1.31
35	BA	2722	G	N9-C4	-7.80	1.31	1.38
1	AA	271	C	N1-C6	-7.79	1.32	1.37
1	AA	659	U	N3-C4	-7.79	1.31	1.38
1	AA	1456	G	N9-C8	-7.79	1.32	1.37
35	BA	333	G	N7-C5	-7.79	1.34	1.39
35	BA	2337	G	N7-C5	-7.79	1.34	1.39
35	BA	556	G	C8-N7	-7.79	1.26	1.30
35	BA	844	C	C4-C5	-7.79	1.36	1.43
35	BA	1560	G	N9-C8	-7.79	1.32	1.37
35	BA	2007	C	N3-C4	-7.79	1.28	1.33
36	BB	58	A	C6-N1	-7.79	1.30	1.35

Continued on next page...

Continued from previous page...

Mol	Chain	Res	Type	Atoms	Z	Observed(Å)	Ideal(Å)
35	BA	1300	U	N1-C2	-7.78	1.31	1.38
1	AA	250	A	N9-C4	-7.78	1.33	1.37
35	BA	887	A	N9-C4	-7.78	1.33	1.37
1	AA	512	U	C2-N3	-7.78	1.32	1.37
35	BA	1675	C	N1-C6	-7.78	1.32	1.37
1	AA	146	G	C8-N7	-7.77	1.26	1.30
35	BA	1619	G	C8-N7	-7.77	1.26	1.30
1	AA	34	C	N1-C6	-7.77	1.32	1.37
35	BA	197	A	N7-C5	-7.77	1.34	1.39
35	BA	2761	G	N7-C5	-7.77	1.34	1.39
1	AA	1500	A	N3-C4	7.76	1.39	1.34
1	AA	588	G	C2-N3	-7.76	1.26	1.32
1	AA	916	G	C2-N3	-7.76	1.26	1.32
35	BA	2296	U	C2-N3	-7.76	1.32	1.37
35	BA	2587	A	C5-C4	-7.76	1.33	1.38
36	BB	45	A	N9-C4	-7.76	1.33	1.37
35	BA	2712	U	N3-C4	-7.76	1.31	1.38
1	AA	1404	C	C4'-C3'	-7.75	1.44	1.53
1	AA	713	G	C5-C4	-7.75	1.32	1.38
1	AA	1064	G	N3-C4	-7.75	1.30	1.35
35	BA	1314	C	C4-C5	-7.75	1.36	1.43
35	BA	2169	A	N9-C4	-7.75	1.33	1.37
1	AA	197	A	N7-C5	-7.75	1.34	1.39
1	AA	1179	A	C2-N3	-7.75	1.26	1.33
1	AA	1236	A	C6-N6	-7.75	1.27	1.33
35	BA	2766	G	N7-C5	-7.75	1.34	1.39
1	AA	900	A	N1-C2	-7.75	1.27	1.34
22	AV	15	G	C6-N1	-7.75	1.34	1.39
1	AA	333	G	C5-C4	-7.75	1.32	1.38
1	AA	1189	C	C2-N3	-7.75	1.29	1.35
35	BA	410	G	C6-O6	-7.75	1.17	1.24
35	BA	1034	G	C5-C4	-7.75	1.32	1.38
35	BA	2592	G	C5-C4	-7.75	1.32	1.38
35	BA	457	A	C8-N7	-7.75	1.26	1.31
36	BB	60	C	N1-C6	-7.75	1.32	1.37
35	BA	2049	G	N9-C4	-7.74	1.31	1.38
36	BB	90	A	N9-C4	-7.74	1.33	1.37
1	AA	244	U	C2-N3	-7.74	1.32	1.37
35	BA	763	G	C6-N1	7.74	1.45	1.39
35	BA	1132	A	N3-C4	-7.74	1.30	1.34
1	AA	64	G	C5-C4	-7.74	1.32	1.38
1	AA	780	A	C5-C6	-7.74	1.34	1.41

Continued on next page...

Continued from previous page...

Mol	Chain	Res	Type	Atoms	Z	Observed(Å)	Ideal(Å)
35	BA	2568	C	C4-C5	-7.74	1.36	1.43
35	BA	2667	C	C4-C5	-7.74	1.36	1.43
35	BA	1775	U	C4-C5	-7.73	1.36	1.43
35	BA	1562	A	C6-N6	-7.73	1.27	1.33
35	BA	835	A	N3-C4	-7.73	1.30	1.34
35	BA	2549	G	N9-C8	-7.73	1.32	1.37
1	AA	1204	A	P-O5'	-7.73	1.52	1.59
35	BA	215	G	N7-C5	-7.73	1.34	1.39
1	AA	1067	A	C6-N1	-7.73	1.30	1.35
35	BA	1217	C	N1-C6	-7.73	1.32	1.37
35	BA	1546	C	N1-C6	-7.73	1.32	1.37
35	BA	2026	C	N1-C6	-7.73	1.32	1.37
1	AA	729	A	C5-C4	-7.72	1.33	1.38
1	AA	1055	A	C6-N1	-7.72	1.30	1.35
35	BA	1337	G	C6-N1	-7.72	1.34	1.39
35	BA	255	A	C6-N6	-7.72	1.27	1.33
35	BA	523	C	C4-C5	-7.72	1.36	1.43
35	BA	989	G	N7-C5	-7.71	1.34	1.39
35	BA	1913	A	N7-C5	-7.71	1.34	1.39
35	BA	729	G	C8-N7	-7.71	1.26	1.30
1	AA	152	A	N9-C4	-7.70	1.33	1.37
1	AA	695	A	C8-N7	7.70	1.36	1.31
35	BA	1127	A	C6-N1	-7.70	1.30	1.35
35	BA	1317	A	C6-N1	-7.70	1.30	1.35
35	BA	1455	G	N9-C8	-7.70	1.32	1.37
1	AA	409	G	C6-N1	-7.70	1.34	1.39
1	AA	504	C	N1-C2	-7.70	1.32	1.40
1	AA	787	A	N7-C5	-7.70	1.34	1.39
35	BA	1191	G	N7-C5	-7.70	1.34	1.39
1	AA	406	G	C5-C4	-7.69	1.32	1.38
35	BA	225	A	N7-C5	-7.69	1.34	1.39
35	BA	604	G	N9-C8	-7.69	1.32	1.37
35	BA	1899	G	N3-C4	-7.69	1.30	1.35
1	AA	1357	A	N3-C4	-7.69	1.30	1.34
35	BA	479	A	N3-C4	-7.69	1.30	1.34
35	BA	793	A	C5'-C4'	-7.68	1.42	1.51
35	BA	2741	A	N1-C2	-7.68	1.27	1.34
1	AA	227	G	N3-C4	-7.68	1.30	1.35
35	BA	1342	A	C6-N6	-7.68	1.27	1.33
35	BA	1711	C	N1-C6	-7.68	1.32	1.37
1	AA	1187	G	C6-N1	-7.68	1.34	1.39
36	BB	37	C	C2-N3	-7.68	1.29	1.35

Continued on next page...

Continued from previous page...

Mol	Chain	Res	Type	Atoms	Z	Observed(Å)	Ideal(Å)
35	BA	2105	C	C5-C6	-7.68	1.28	1.34
1	AA	424	G	N3-C4	-7.68	1.30	1.35
1	AA	852	G	C6-N1	-7.67	1.34	1.39
35	BA	2534	A	C5-C6	-7.67	1.34	1.41
35	BA	61	G	C6-O6	-7.67	1.17	1.24
1	AA	574	A	C6-N1	-7.67	1.30	1.35
35	BA	1120	G	N7-C5	-7.67	1.34	1.39
35	BA	1287	A	C6-N1	-7.67	1.30	1.35
36	BB	16	G	N7-C5	-7.67	1.34	1.39
35	BA	1273	U	C2-N3	-7.67	1.32	1.37
35	BA	1684	C	N3-C4	-7.67	1.28	1.33
1	AA	666	G	N3-C4	-7.67	1.30	1.35
1	AA	447	G	C8-N7	-7.67	1.26	1.30
1	AA	902	G	C5-C4	-7.66	1.32	1.38
1	AA	1394	A	P-O5'	-7.66	1.52	1.59
1	AA	279	A	C5-C6	-7.66	1.34	1.41
35	BA	1445	A	N9-C8	-7.66	1.31	1.37
1	AA	969	A	C6-N6	-7.66	1.27	1.33
35	BA	415	A	N9-C4	-7.66	1.33	1.37
35	BA	1891	G	N7-C5	-7.66	1.34	1.39
35	BA	319	C	N1-C6	-7.66	1.32	1.37
35	BA	2693	A	C5-C4	-7.66	1.33	1.38
1	AA	1468	A	N9-C4	7.66	1.42	1.37
35	BA	918	A	N3-C4	-7.65	1.30	1.34
35	BA	1032	A	N3-C4	-7.65	1.30	1.34
35	BA	2762	G	C5-C6	-7.65	1.34	1.42
1	AA	55	A	C5-C4	-7.65	1.33	1.38
1	AA	157	G	C8-N7	-7.65	1.26	1.30
35	BA	888	C	N1-C6	-7.65	1.32	1.37
35	BA	1977	A	N3-C4	-7.65	1.30	1.34
1	AA	1224	G	C8-N7	-7.65	1.26	1.30
22	AV	31	G	C8-N7	-7.65	1.26	1.30
36	BB	99	G	N7-C5	-7.65	1.34	1.39
1	AA	1131	G	N3-C4	-7.64	1.30	1.35
35	BA	905	U	C2-N3	-7.64	1.32	1.37
1	AA	413	G	N1-C2	-7.64	1.31	1.37
35	BA	2647	U	C5-C6	-7.64	1.27	1.34
1	AA	1343	G	N9-C8	-7.64	1.32	1.37
35	BA	1343	G	C5-C4	-7.64	1.33	1.38
35	BA	2151	G	C5-C6	-7.64	1.34	1.42
35	BA	2838	G	C5-C4	-7.64	1.33	1.38
1	AA	986	A	C6-N1	-7.64	1.30	1.35

Continued on next page...

Continued from previous page...

Mol	Chain	Res	Type	Atoms	Z	Observed(Å)	Ideal(Å)
1	AA	287	U	C2-N3	-7.64	1.32	1.37
1	AA	1471	G	C2-N3	-7.64	1.26	1.32
35	BA	2339	G	C2-N3	-7.64	1.26	1.32
35	BA	496	G	C6-N1	-7.63	1.34	1.39
35	BA	610	G	C6-N1	-7.63	1.34	1.39
35	BA	1088	A	P-O5'	-7.63	1.52	1.59
35	BA	1975	G	N9-C4	-7.63	1.31	1.38
1	AA	143	A	N9-C4	-7.63	1.33	1.37
1	AA	1399	C	N3-C4	-7.63	1.28	1.33
35	BA	1505	C	N3-C4	-7.63	1.28	1.33
1	AA	1343	G	N7-C5	-7.63	1.34	1.39
35	BA	307	G	N7-C5	-7.63	1.34	1.39
35	BA	842	G	C2-N3	-7.63	1.26	1.32
35	BA	1699	G	C8-N7	-7.63	1.26	1.30
1	AA	530	G	N9-C4	-7.62	1.31	1.38
1	AA	1348	U	N3-C4	-7.62	1.31	1.38
35	BA	1076	C	N1-C6	-7.62	1.32	1.37
35	BA	920	G	C5-C4	-7.62	1.33	1.38
1	AA	41	G	N7-C5	-7.62	1.34	1.39
1	AA	113	G	N7-C5	-7.62	1.34	1.39
22	AV	39	C	C4-N4	-7.62	1.27	1.33
35	BA	782	A	N7-C5	-7.62	1.34	1.39
35	BA	2578	G	N7-C5	-7.62	1.34	1.39
35	BA	2663	G	N9-C4	-7.62	1.31	1.38
36	BB	22	U	C5-C6	-7.62	1.27	1.34
35	BA	2443	C	C5-C6	-7.62	1.28	1.34
35	BA	1740	G	C6-N1	-7.62	1.34	1.39
35	BA	1998	G	N7-C5	-7.62	1.34	1.39
35	BA	1559	G	C8-N7	-7.61	1.26	1.30
1	AA	821	G	N9-C8	-7.61	1.32	1.37
1	AA	965	A	C6-N1	-7.61	1.30	1.35
35	BA	106	C	N1-C6	7.61	1.41	1.37
35	BA	1655	A	C8-N7	-7.61	1.26	1.31
35	BA	679	C	N3-C4	-7.61	1.28	1.33
35	BA	1538	G	C8-N7	-7.61	1.26	1.30
35	BA	1701	A	C6-N1	-7.61	1.30	1.35
35	BA	2487	G	C8-N7	-7.61	1.26	1.30
35	BA	2787	C	N3-C4	-7.61	1.28	1.33
1	AA	687	A	C8-N7	-7.60	1.26	1.31
1	AA	1061	G	N7-C5	-7.60	1.34	1.39
36	BB	106	G	N3-C4	-7.60	1.30	1.35
1	AA	267	C	C4-C5	-7.60	1.36	1.43

Continued on next page...

Continued from previous page...

Mol	Chain	Res	Type	Atoms	Z	Observed(Å)	Ideal(Å)
35	BA	1788	C	C4'-C3'	-7.60	1.44	1.53
1	AA	925	G	N7-C5	-7.60	1.34	1.39
35	BA	70	G	C8-N7	-7.59	1.26	1.30
35	BA	2492	U	C2-N3	-7.59	1.32	1.37
35	BA	921	G	C5-C4	-7.59	1.33	1.38
35	BA	1777	U	C4'-C3'	-7.59	1.44	1.53
35	BA	2131	G	N9-C4	-7.59	1.31	1.38
35	BA	646	A	C2-N3	-7.59	1.26	1.33
35	BA	1129	A	N3-C4	-7.58	1.30	1.34
35	BA	1449	A	N3-C4	-7.58	1.30	1.34
1	AA	332	G	C2-N3	7.58	1.38	1.32
35	BA	1223	G	N9-C8	-7.58	1.32	1.37
1	AA	276	G	C6-O6	-7.58	1.17	1.24
22	AV	58	A	N3-C4	-7.58	1.30	1.34
35	BA	191	A	C3'-C2'	-7.58	1.44	1.52
35	BA	765	G	N3-C4	-7.58	1.30	1.35
1	AA	742	G	C5-C4	-7.58	1.33	1.38
35	BA	785	G	C5-C6	-7.58	1.34	1.42
35	BA	1531	C	N1-C6	-7.58	1.32	1.37
35	BA	1806	C	N1-C6	-7.58	1.32	1.37
22	AV	62	C	C4-C5	-7.57	1.36	1.43
1	AA	748	C	C4-C5	-7.57	1.36	1.43
1	AA	1403	C	C5-C6	-7.57	1.28	1.34
1	AA	119	A	N9-C8	-7.57	1.31	1.37
35	BA	298	G	N7-C5	-7.57	1.34	1.39
35	BA	429	A	C5-C6	-7.56	1.34	1.41
35	BA	1487	G	C8-N7	7.56	1.35	1.30
1	AA	957	U	C2-N3	-7.56	1.32	1.37
1	AA	1101	A	C6-N1	-7.56	1.30	1.35
22	AV	33	U	C2-N3	-7.56	1.32	1.37
35	BA	1174	A	C6-N1	-7.56	1.30	1.35
1	AA	1171	G	C8-N7	-7.56	1.26	1.30
35	BA	2415	G	N9-C8	-7.56	1.32	1.37
35	BA	1339	G	C8-N7	7.56	1.35	1.30
35	BA	2034	U	P-O5'	-7.55	1.52	1.59
1	AA	1338	G	N9-C4	-7.55	1.31	1.38
35	BA	398	G	N7-C5	-7.55	1.34	1.39
35	BA	1259	G	N9-C4	-7.55	1.31	1.38
35	BA	2781	A	N9-C4	-7.55	1.33	1.37
35	BA	990	A	C8-N7	-7.55	1.26	1.31
35	BA	1698	A	N3-C4	-7.55	1.30	1.34
36	BB	16	G	N9-C8	-7.55	1.32	1.37

Continued on next page...

Continued from previous page...

Mol	Chain	Res	Type	Atoms	Z	Observed(Å)	Ideal(Å)
1	AA	98	G	C8-N7	-7.55	1.26	1.30
1	AA	187	C	C4-C5	-7.55	1.36	1.43
1	AA	829	G	N1-C2	-7.55	1.31	1.37
35	BA	2367	G	N7-C5	-7.55	1.34	1.39
35	BA	2795	G	C8-N7	-7.55	1.26	1.30
1	AA	811	C	C2-O2	-7.54	1.17	1.24
35	BA	276	A	N3-C4	-7.54	1.30	1.34
35	BA	217	G	C4'-C3'	-7.54	1.44	1.53
35	BA	1845	G	N3-C4	-7.54	1.30	1.35
35	BA	2021	C	P-O5'	-7.54	1.52	1.59
35	BA	2854	G	C5-C4	-7.54	1.33	1.38
35	BA	1670	C	C5-C6	-7.54	1.28	1.34
35	BA	1902	C	C2-N3	-7.54	1.29	1.35
1	AA	1010	G	C8-N7	-7.54	1.26	1.30
35	BA	1933	G	C8-N7	-7.54	1.26	1.30
1	AA	1248	A	C6-N1	-7.54	1.30	1.35
35	BA	213	A	C6-N1	-7.54	1.30	1.35
35	BA	581	C	C4-C5	7.54	1.49	1.43
1	AA	354	G	C5-C6	-7.54	1.34	1.42
35	BA	961	C	C2-O2	-7.54	1.17	1.24
35	BA	1248	G	N9-C8	-7.54	1.32	1.37
35	BA	2312	U	C3'-C2'	-7.53	1.44	1.52
35	BA	1529	G	C8-N7	7.53	1.35	1.30
35	BA	1863	G	C4'-C3'	-7.53	1.44	1.53
35	BA	2660	A	N9-C8	-7.53	1.31	1.37
1	AA	353	A	C6-N6	-7.53	1.27	1.33
1	AA	1145	C	C5-C6	-7.53	1.28	1.34
1	AA	243	A	N7-C5	7.52	1.43	1.39
1	AA	264	U	C2-N3	-7.52	1.32	1.37
35	BA	271(C)	C	N1-C6	7.52	1.41	1.37
1	AA	37	U	C2-N3	-7.52	1.32	1.37
1	AA	812	C	N3-C4	-7.52	1.28	1.33
35	BA	745	G	C6-O6	-7.52	1.17	1.24
35	BA	1615	C	N1-C6	7.51	1.41	1.37
35	BA	1635	G	N9-C4	-7.51	1.31	1.38
35	BA	2625	G	N9-C8	-7.51	1.32	1.37
35	BA	2694	G	N9-C4	-7.51	1.31	1.38
35	BA	500	G	C8-N7	-7.51	1.26	1.30
35	BA	2549	G	O3'-P	-7.51	1.52	1.61
35	BA	805	G	N3-C4	-7.51	1.30	1.35
35	BA	1309	G	C5-C4	-7.51	1.33	1.38
35	BA	2107	C	N1-C6	-7.51	1.32	1.37

Continued on next page...

Continued from previous page...

Mol	Chain	Res	Type	Atoms	Z	Observed(Å)	Ideal(Å)
22	AV	57	A	N9-C4	-7.51	1.33	1.37
35	BA	466	A	N9-C4	-7.51	1.33	1.37
35	BA	1132	A	N7-C5	-7.51	1.34	1.39
1	AA	1087	G	C8-N7	-7.51	1.26	1.30
35	BA	654(S)	G	C5-C4	-7.51	1.33	1.38
35	BA	1747	G	C8-N7	-7.51	1.26	1.30
35	BA	2396	G	N3-C4	-7.51	1.30	1.35
1	AA	1200	C	N1-C6	-7.50	1.32	1.37
35	BA	2373	G	C6-N1	7.50	1.44	1.39
35	BA	1332	G	N7-C5	-7.50	1.34	1.39
1	AA	877	C	N1-C6	-7.50	1.32	1.37
1	AA	189(C)	C	C4-C5	-7.50	1.36	1.43
24	AY	235	GLU	CD-OE1	-7.50	1.17	1.25
35	BA	2253	G	N7-C5	-7.50	1.34	1.39
35	BA	2629	A	C6-N6	-7.50	1.27	1.33
35	BA	109	G	C5-C4	-7.50	1.33	1.38
1	AA	413	G	N9-C8	-7.49	1.32	1.37
35	BA	2149	G	C2-N3	-7.49	1.26	1.32
1	AA	1203	C	C4-C5	-7.49	1.36	1.43
35	BA	363(A)	A	N7-C5	-7.49	1.34	1.39
35	BA	2049	G	N7-C5	-7.49	1.34	1.39
35	BA	2093	G	N3-C4	7.49	1.40	1.35
35	BA	2193	G	C2-N3	-7.49	1.26	1.32
35	BA	2531	A	C5-C4	-7.49	1.33	1.38
1	AA	416	G	N3-C4	-7.48	1.30	1.35
1	AA	929	G	P-O5'	-7.48	1.52	1.59
35	BA	1330	C	N1-C6	-7.48	1.32	1.37
1	AA	321	A	C5-C6	-7.48	1.34	1.41
35	BA	2352	A	N9-C4	-7.48	1.33	1.37
1	AA	1333	A	N3-C4	-7.47	1.30	1.34
35	BA	1164	G	C5-C4	-7.47	1.33	1.38
35	BA	2321	G	C6-N1	-7.47	1.34	1.39
35	BA	2812	G	C5-C4	-7.47	1.33	1.38
35	BA	610	G	N3-C4	-7.47	1.30	1.35
35	BA	1417	C	N3-C4	-7.47	1.28	1.33
35	BA	2493	U	C2-N3	7.47	1.43	1.37
1	AA	532	A	N9-C4	-7.46	1.33	1.37
1	AA	1216	G	C8-N7	-7.46	1.26	1.30
1	AA	1338	G	C8-N7	-7.46	1.26	1.30
1	AA	1365	G	N7-C5	-7.46	1.34	1.39
1	AA	1527	C	P-O5'	-7.46	1.52	1.59
1	AA	307	C	N1-C6	7.46	1.41	1.37

Continued on next page...

Continued from previous page...

Mol	Chain	Res	Type	Atoms	Z	Observed(Å)	Ideal(Å)
35	BA	271(A)	A	N9-C8	-7.46	1.31	1.37
35	BA	684	G	C6-N1	-7.46	1.34	1.39
36	BB	57	A	C6-N1	-7.46	1.30	1.35
35	BA	20	C	C4-C5	-7.46	1.36	1.43
35	BA	2630	G	C4'-C3'	-7.45	1.45	1.53
35	BA	1545	A	N7-C5	-7.45	1.34	1.39
35	BA	1302	A	C8-N7	-7.45	1.26	1.31
35	BA	2831	G	N1-C2	7.44	1.43	1.37
1	AA	132	C	N1-C6	-7.44	1.32	1.37
35	BA	1971	A	N3-C4	-7.44	1.30	1.34
1	AA	525	C	C2-N3	-7.44	1.29	1.35
35	BA	518	G	N3-C4	-7.44	1.30	1.35
35	BA	972	G	N7-C5	-7.44	1.34	1.39
35	BA	1304	C	C5-C6	-7.44	1.28	1.34
1	AA	1072	G	C4'-C3'	-7.44	1.45	1.53
1	AA	609	A	N9-C4	-7.43	1.33	1.37
1	AA	196	A	C5-C4	-7.43	1.33	1.38
1	AA	894	G	N1-C2	-7.43	1.31	1.37
35	BA	2412	A	C8-N7	-7.43	1.26	1.31
1	AA	113	G	N3-C4	-7.43	1.30	1.35
1	AA	577	G	N3-C4	-7.43	1.30	1.35
1	AA	1393	U	C4-C5	-7.43	1.36	1.43
1	AA	1411	C	N3-C4	-7.43	1.28	1.33
35	BA	193	U	C4-C5	-7.43	1.36	1.43
35	BA	1708	C	N3-C4	-7.43	1.28	1.33
1	AA	966	G	C2-N2	-7.43	1.27	1.34
35	BA	1032	A	N9-C4	-7.43	1.33	1.37
1	AA	825	G	C5-C4	-7.42	1.33	1.38
1	AA	851	G	C4'-C3'	-7.42	1.45	1.53
35	BA	1356	G	C6-N1	-7.42	1.34	1.39
35	BA	2456	C	C5-C6	-7.42	1.28	1.34
35	BA	2661	G	C5-C4	-7.42	1.33	1.38
35	BA	767	U	N3-C4	-7.42	1.31	1.38
35	BA	950	G	N7-C5	-7.42	1.34	1.39
35	BA	2237	G	N7-C5	-7.42	1.34	1.39
1	AA	380	G	N3-C4	-7.42	1.30	1.35
35	BA	1713	U	N3-C4	-7.42	1.31	1.38
1	AA	695	A	C5-C6	-7.42	1.34	1.41
22	AV	36	U	C3'-C2'	-7.42	1.44	1.52
35	BA	1052	C	C4-N4	-7.42	1.27	1.33
35	BA	2111	C	P-O5'	-7.42	1.52	1.59
35	BA	23	G	C5-C4	-7.41	1.33	1.38

Continued on next page...

Continued from previous page...

Mol	Chain	Res	Type	Atoms	Z	Observed(Å)	Ideal(Å)
35	BA	139(A)	G	N1-C2	-7.41	1.31	1.37
35	BA	2192	G	C8-N7	-7.41	1.26	1.30
1	AA	1316	G	C6-N1	-7.41	1.34	1.39
1	AA	166	G	C8-N7	-7.41	1.26	1.30
35	BA	248	G	N9-C8	-7.41	1.32	1.37
35	BA	271(D)	G	C2'-C1'	-7.41	1.45	1.53
35	BA	2648	C	N1-C6	-7.40	1.32	1.37
1	AA	53	A	N9-C4	-7.40	1.33	1.37
1	AA	446	G	C6-N1	-7.40	1.34	1.39
35	BA	1527	G	C5-C4	-7.40	1.33	1.38
1	AA	326	G	N9-C8	-7.40	1.32	1.37
1	AA	567	G	C5-C6	-7.40	1.34	1.42
1	AA	1006	C	N3-C4	-7.40	1.28	1.33
35	BA	218	A	C5-C4	-7.40	1.33	1.38
1	AA	1134	G	N1-C2	-7.40	1.31	1.37
1	AA	640	A	N7-C5	-7.40	1.34	1.39
35	BA	2573	C	N1-C6	-7.40	1.32	1.37
35	BA	2657	A	N7-C5	-7.40	1.34	1.39
1	AA	510	A	C5-C4	-7.39	1.33	1.38
1	AA	620	C	N1-C6	-7.39	1.32	1.37
1	AA	102	G	N7-C5	-7.39	1.34	1.39
1	AA	1361	G	N7-C5	-7.39	1.34	1.39
35	BA	577	G	N7-C5	-7.39	1.34	1.39
35	BA	1948	G	N7-C5	-7.39	1.34	1.39
35	BA	2425	A	N7-C5	-7.39	1.34	1.39
1	AA	9	G	C2-N3	-7.39	1.26	1.32
1	AA	432	A	C5-C4	-7.39	1.33	1.38
35	BA	2730	C	C4'-C3'	-7.39	1.45	1.53
1	AA	1089	G	C8-N7	-7.39	1.26	1.30
35	BA	2529	G	C8-N7	-7.39	1.26	1.30
1	AA	939	G	N9-C4	-7.39	1.32	1.38
35	BA	1697	G	N3-C4	-7.38	1.30	1.35
35	BA	1800	C	N1-C6	7.38	1.41	1.37
1	AA	43	C	N3-C4	-7.38	1.28	1.33
35	BA	2333	A	N9-C4	-7.38	1.33	1.37
35	BA	2530	A	N9-C4	-7.38	1.33	1.37
1	AA	660	G	C8-N7	-7.38	1.26	1.30
1	AA	1095	U	C2-O2	-7.38	1.15	1.22
22	AV	65	C	C4-C5	-7.38	1.37	1.43
35	BA	1250	G	C8-N7	-7.38	1.26	1.30
35	BA	1807	G	C8-N7	-7.38	1.26	1.30
1	AA	993	G	N1-C2	-7.38	1.31	1.37

Continued on next page...

Continued from previous page...

Mol	Chain	Res	Type	Atoms	Z	Observed(Å)	Ideal(Å)
35	BA	1823	G	N1-C2	-7.38	1.31	1.37
35	BA	1195	G	C3'-C2'	-7.38	1.44	1.52
35	BA	2371	G	N3-C4	-7.38	1.30	1.35
35	BA	1461	G	C6-N1	-7.38	1.34	1.39
35	BA	2554	U	C2-O2	-7.38	1.15	1.22
35	BA	363(B)	G	C5-C6	-7.38	1.34	1.42
1	AA	923	A	N9-C4	7.37	1.42	1.37
1	AA	1105	A	C6-N1	-7.37	1.30	1.35
35	BA	1664	A	C5-C4	-7.37	1.33	1.38
1	AA	778	G	C6-N1	-7.37	1.34	1.39
1	AA	1368	G	P-O5'	-7.37	1.52	1.59
1	AA	1492	A	C8-N7	-7.37	1.26	1.31
35	BA	1559	G	C6-N1	-7.37	1.34	1.39
1	AA	828	A	N9-C8	-7.37	1.31	1.37
35	BA	727	A	C2-N3	-7.37	1.26	1.33
35	BA	2235	G	C2-N3	-7.37	1.26	1.32
35	BA	318	C	P-O5'	-7.37	1.52	1.59
35	BA	831	G	N3-C4	-7.37	1.30	1.35
35	BA	2655	G	C8-N7	-7.37	1.26	1.30
35	BA	461	C	N1-C6	-7.37	1.32	1.37
35	BA	1009	A	C8-N7	-7.37	1.26	1.31
35	BA	1054	A	C8-N7	-7.37	1.26	1.31
35	BA	1653	G	C5-C4	-7.37	1.33	1.38
35	BA	2674	G	C5-C4	-7.37	1.33	1.38
1	AA	1110	A	C6-N1	-7.36	1.30	1.35
1	AA	1377	A	C5-C6	-7.36	1.34	1.41
1	AA	1178	G	N7-C5	-7.36	1.34	1.39
1	AA	1206	G	C8-N7	-7.36	1.26	1.30
1	AA	1507	A	N7-C5	-7.36	1.34	1.39
35	BA	393	C	N1-C6	-7.36	1.32	1.37
35	BA	1686	C	N1-C6	-7.36	1.32	1.37
35	BA	1990	C	N3-C4	-7.36	1.28	1.33
1	AA	1357	A	C5-C4	-7.36	1.33	1.38
22	AV	73	A	C5-C4	-7.36	1.33	1.38
35	BA	2496	C	C4-N4	-7.36	1.27	1.33
1	AA	25	C	N3-C4	-7.36	1.28	1.33
1	AA	718	G	C2-N3	-7.36	1.26	1.32
35	BA	428	A	C2-N3	-7.35	1.26	1.33
35	BA	654(N)	G	N3-C4	-7.35	1.30	1.35
35	BA	1037	G	N9-C8	-7.35	1.32	1.37
35	BA	1777	U	C5-C6	-7.35	1.27	1.34
36	BB	101	G	N9-C8	-7.35	1.32	1.37

Continued on next page...

Continued from previous page...

Mol	Chain	Res	Type	Atoms	Z	Observed(Å)	Ideal(Å)
1	AA	250	A	C8-N7	-7.35	1.26	1.31
1	AA	583	A	C6-N1	7.35	1.40	1.35
22	AV	69	C	C2-N3	-7.35	1.29	1.35
35	BA	1428	C	N1-C6	-7.35	1.32	1.37
35	BA	674	G	C5-C4	-7.34	1.33	1.38
35	BA	2154	G	C5-C4	-7.34	1.33	1.38
1	AA	865	A	P-O5'	-7.34	1.52	1.59
36	BB	13	A	C6-N1	-7.34	1.30	1.35
1	AA	667	G	C5-C4	-7.33	1.33	1.38
35	BA	2809	A	N9-C4	-7.33	1.33	1.37
35	BA	665	C	C4-C5	-7.33	1.37	1.43
1	AA	1458	G	C2-N3	-7.33	1.26	1.32
1	AA	1528	U	C4-C5	-7.33	1.36	1.43
1	AA	1530	G	N3-C4	-7.33	1.30	1.35
35	BA	808	G	C5-C6	-7.33	1.35	1.42
1	AA	1072	G	N7-C5	-7.33	1.34	1.39
35	BA	594	U	C2-N3	-7.33	1.32	1.37
35	BA	28	A	N3-C4	-7.33	1.30	1.34
35	BA	1678	G	C5-C6	-7.33	1.35	1.42
35	BA	741	G	C5'-C4'	-7.33	1.42	1.51
35	BA	1958	C	C4'-C3'	-7.33	1.45	1.53
1	AA	937	A	C6-N1	-7.32	1.30	1.35
35	BA	2355	C	N1-C6	-7.32	1.32	1.37
35	BA	2762	G	C5-C4	-7.32	1.33	1.38
35	BA	662	G	O3'-P	-7.32	1.52	1.61
35	BA	804	A	N3-C4	-7.32	1.30	1.34
1	AA	1288	A	C5-C4	-7.32	1.33	1.38
35	BA	1414	G	N3-C4	-7.32	1.30	1.35
22	AV	35	A	N7-C5	-7.32	1.34	1.39
35	BA	2357	U	C4-O4	-7.32	1.17	1.23
35	BA	2711	A	N1-C2	-7.32	1.27	1.34
35	BA	419	C	N1-C6	-7.32	1.32	1.37
35	BA	942	G	N3-C4	-7.31	1.30	1.35
36	BB	101	G	N3-C4	-7.31	1.30	1.35
35	BA	472	A	N9-C4	-7.31	1.33	1.37
1	AA	359	U	C2-N3	-7.30	1.32	1.37
35	BA	179	G	C8-N7	-7.30	1.26	1.30
35	BA	241	A	N3-C4	-7.30	1.30	1.34
35	BA	1602	U	N1-C2	7.30	1.45	1.38
35	BA	1818	U	C4-O4	-7.30	1.17	1.23
35	BA	1927	A	N3-C4	-7.30	1.30	1.34
1	AA	135	C	N3-C4	-7.30	1.28	1.33

Continued on next page...

Continued from previous page...

Mol	Chain	Res	Type	Atoms	Z	Observed(Å)	Ideal(Å)
35	BA	696	G	O3'-P	-7.30	1.52	1.61
35	BA	2790	A	N9-C8	-7.30	1.31	1.37
35	BA	875	G	C4'-C3'	-7.30	1.45	1.53
35	BA	1981	A	N7-C5	-7.30	1.34	1.39
35	BA	598	G	C6-N1	-7.30	1.34	1.39
35	BA	916	G	C5-C4	-7.30	1.33	1.38
35	BA	1910	G	C6-N1	-7.30	1.34	1.39
35	BA	2119	A	C6-N1	-7.30	1.30	1.35
35	BA	2161	C	C2'-O2'	-7.30	1.32	1.41
35	BA	1288	U	N1-C6	-7.29	1.31	1.38
35	BA	2207	G	C6-O6	-7.29	1.17	1.24
35	BA	2726	U	N1-C6	-7.29	1.31	1.38
1	AA	438	G	C6-N1	-7.29	1.34	1.39
35	BA	1928	A	C5-C4	-7.29	1.33	1.38
35	BA	1312	U	C2-N3	-7.29	1.32	1.37
1	AA	909	A	N3-C4	-7.29	1.30	1.34
35	BA	2453	A	N3-C4	-7.29	1.30	1.34
35	BA	2496	C	N3-C4	-7.29	1.28	1.33
1	AA	765	G	C6-N1	-7.29	1.34	1.39
1	AA	1193	G	C5-C6	-7.29	1.35	1.42
1	AA	1470	G	C6-N1	-7.29	1.34	1.39
35	BA	654(D)	G	N3-C4	-7.29	1.30	1.35
24	AY	6	GLU	CD-OE2	-7.28	1.17	1.25
35	BA	737	C	C4-N4	-7.28	1.27	1.33
35	BA	1471	A	N3-C4	-7.28	1.30	1.34
1	AA	1164	G	C6-N1	-7.28	1.34	1.39
1	AA	1503	A	C5-C6	-7.28	1.34	1.41
35	BA	2222	G	C5-C4	-7.28	1.33	1.38
1	AA	293	G	C8-N7	-7.28	1.26	1.30
35	BA	119	A	C6-N1	-7.28	1.30	1.35
35	BA	1098	A	C6-N6	-7.28	1.28	1.33
35	BA	1722	A	N3-C4	-7.28	1.30	1.34
35	BA	2002	G	N3-C4	-7.28	1.30	1.35
35	BA	973	A	N7-C5	-7.27	1.34	1.39
1	AA	113	G	N9-C8	-7.27	1.32	1.37
35	BA	2551	C	C2-O2	-7.27	1.18	1.24
35	BA	2671	A	C5-C4	-7.27	1.33	1.38
1	AA	559	A	O3'-P	-7.27	1.52	1.61
35	BA	343	C	C4-N4	-7.27	1.27	1.33
35	BA	1757	U	C4-O4	-7.27	1.17	1.23
1	AA	879	C	C5-C6	-7.27	1.28	1.34
1	AA	189(J)	G	C3'-C2'	-7.26	1.44	1.52

Continued on next page...

Continued from previous page...

Mol	Chain	Res	Type	Atoms	Z	Observed(Å)	Ideal(Å)
1	AA	855	G	N3-C4	-7.26	1.30	1.35
35	BA	1138	G	N1-C2	-7.26	1.31	1.37
35	BA	1410	G	N1-C2	-7.26	1.31	1.37
35	BA	1666	G	N1-C2	-7.26	1.31	1.37
35	BA	1366	A	N9-C8	-7.26	1.31	1.37
1	AA	1481	U	C4-O4	7.26	1.29	1.23
35	BA	1357	U	C4-O4	-7.26	1.17	1.23
35	BA	2230	G	C6-N1	-7.26	1.34	1.39
35	BA	600	G	C5-C4	-7.26	1.33	1.38
35	BA	1789	A	N9-C4	-7.26	1.33	1.37
35	BA	641	C	C4-N4	-7.26	1.27	1.33
1	AA	854	G	N9-C8	-7.25	1.32	1.37
1	AA	481	G	C6-N1	-7.25	1.34	1.39
35	BA	1354	A	C6-N1	-7.25	1.30	1.35
35	BA	727	A	N9-C4	-7.25	1.33	1.37
35	BA	1675	C	C2-N3	-7.25	1.29	1.35
1	AA	1422	G	C8-N7	-7.25	1.26	1.30
35	BA	125	G	N7-C5	-7.25	1.34	1.39
35	BA	560	C	C5-C6	-7.25	1.28	1.34
35	BA	577	G	N9-C4	-7.25	1.32	1.38
35	BA	1191	G	N9-C8	-7.25	1.32	1.37
35	BA	2352	A	C5-C4	-7.25	1.33	1.38
35	BA	2410	G	N9-C8	-7.25	1.32	1.37
1	AA	510	A	C6-N6	-7.25	1.28	1.33
35	BA	308	G	N9-C4	-7.25	1.32	1.38
35	BA	351	G	N3-C4	7.25	1.40	1.35
35	BA	222	A	N3-C4	-7.24	1.30	1.34
35	BA	443	A	C5-C4	-7.24	1.33	1.38
35	BA	2391	G	N1-C2	-7.24	1.31	1.37
35	BA	534	U	N1-C2	7.24	1.45	1.38
35	BA	1083	U	N1-C2	-7.24	1.32	1.38
1	AA	351	G	C8-N7	-7.24	1.26	1.30
1	AA	724	G	C5-C4	-7.24	1.33	1.38
1	AA	737	A	C6-N1	-7.24	1.30	1.35
22	AV	67	C	P-O5'	-7.23	1.52	1.59
35	BA	2269	A	C5-C4	-7.23	1.33	1.38
1	AA	760	G	N9-C4	-7.23	1.32	1.38
35	BA	79	G	C5-C4	-7.23	1.33	1.38
35	BA	654(D)	G	C6-O6	-7.23	1.17	1.24
35	BA	1979	C	P-O5'	-7.23	1.52	1.59
1	AA	1228	C	C5-C6	-7.23	1.28	1.34
1	AA	15	G	N9-C8	-7.23	1.32	1.37

Continued on next page...

Continued from previous page...

Mol	Chain	Res	Type	Atoms	Z	Observed(Å)	Ideal(Å)
1	AA	388	G	N9-C8	-7.23	1.32	1.37
1	AA	815	A	C5-C4	-7.23	1.33	1.38
22	AV	71	C	N1-C2	-7.23	1.32	1.40
35	BA	2435	A	N9-C4	-7.23	1.33	1.37
1	AA	165	C	O3'-P	-7.22	1.52	1.61
35	BA	379	G	N7-C5	-7.22	1.34	1.39
35	BA	1243	G	N7-C5	-7.22	1.34	1.39
35	BA	2168	G	N7-C5	-7.22	1.34	1.39
35	BA	288	C	N1-C6	-7.22	1.32	1.37
35	BA	884	C	N1-C6	-7.22	1.32	1.37
35	BA	1079	C	C2-O2	-7.22	1.18	1.24
1	AA	18	C	C4-N4	-7.22	1.27	1.33
35	BA	1067	A	N7-C5	-7.22	1.34	1.39
35	BA	1305	C	N1-C6	-7.22	1.32	1.37
1	AA	1335	C	C5-C6	-7.21	1.28	1.34
35	BA	1414	G	C2-N2	-7.21	1.27	1.34
35	BA	1591	G	C5-C4	-7.21	1.33	1.38
35	BA	1793	C	C2-N3	-7.21	1.29	1.35
35	BA	209	C	N3-C4	-7.21	1.28	1.33
35	BA	1630	G	C6-N1	-7.21	1.34	1.39
1	AA	1104	G	C5-C4	-7.21	1.33	1.38
35	BA	516	C	N1-C6	7.21	1.41	1.37
1	AA	1331	G	N7-C5	-7.21	1.34	1.39
35	BA	1718	G	N7-C5	-7.21	1.34	1.39
35	BA	179	G	N7-C5	7.20	1.43	1.39
35	BA	1850	G	C8-N7	-7.20	1.26	1.30
35	BA	2029	G	C4'-C3'	-7.20	1.45	1.53
35	BA	2279	G	N3-C4	-7.20	1.30	1.35
35	BA	2415	G	C5-C4	-7.20	1.33	1.38
35	BA	2737	G	C6-O6	-7.20	1.17	1.24
1	AA	896	C	N3-C4	-7.20	1.28	1.33
35	BA	940	G	C5-C6	-7.20	1.35	1.42
35	BA	2562	U	C5-C6	-7.20	1.27	1.34
35	BA	1210	A	N7-C5	-7.20	1.34	1.39
35	BA	1677	A	C2-N3	-7.20	1.27	1.33
1	AA	1444	C	C2-O2	-7.20	1.18	1.24
35	BA	55	G	C8-N7	-7.20	1.26	1.30
35	BA	1495	A	P-O5'	7.20	1.67	1.59
35	BA	2105	C	N1-C6	7.20	1.41	1.37
35	BA	2183	C	C4-C5	-7.20	1.37	1.43
35	BA	272	G	N3-C4	-7.19	1.30	1.35
1	AA	732	C	N1-C6	-7.19	1.32	1.37

Continued on next page...

Continued from previous page...

Mol	Chain	Res	Type	Atoms	Z	Observed(Å)	Ideal(Å)
1	AA	1321	C	C4-C5	-7.19	1.37	1.43
35	BA	1396	U	C4-O4	-7.19	1.17	1.23
35	BA	2499	C	N1-C6	-7.19	1.32	1.37
1	AA	734	G	C5-C4	-7.19	1.33	1.38
35	BA	1195	G	C5-C4	-7.19	1.33	1.38
35	BA	74	A	N3-C4	-7.19	1.30	1.34
35	BA	172	C	C2-O2	-7.19	1.18	1.24
35	BA	2060	A	N3-C4	-7.19	1.30	1.34
1	AA	1376	U	C2-O2	-7.18	1.15	1.22
35	BA	2094	G	P-O5'	-7.18	1.52	1.59
35	BA	2751	G	N9-C8	-7.18	1.32	1.37
35	BA	2133	G	C8-N7	-7.18	1.26	1.30
35	BA	2481	G	C5-C6	-7.18	1.35	1.42
35	BA	1371	G	N7-C5	-7.18	1.34	1.39
35	BA	760	G	C6-N1	-7.18	1.34	1.39
35	BA	2503	A	C5-C4	-7.18	1.33	1.38
1	AA	454	C	N3-C4	-7.18	1.28	1.33
35	BA	116	C	C4-N4	-7.18	1.27	1.33
1	AA	1090	U	C3'-C2'	-7.18	1.44	1.52
35	BA	317	G	N3-C4	-7.18	1.30	1.35
35	BA	508	G	C8-N7	-7.18	1.26	1.30
35	BA	1280	G	C8-N7	-7.18	1.26	1.30
1	AA	1030(A)	G	C6-N1	7.17	1.44	1.39
1	AA	1461	G	C6-O6	-7.17	1.17	1.24
35	BA	2351	G	C6-N1	-7.17	1.34	1.39
1	AA	242	C	N1-C6	-7.17	1.32	1.37
35	BA	2683	C	C2-O2	-7.17	1.18	1.24
1	AA	663	A	N9-C8	-7.17	1.32	1.37
35	BA	2112	G	C8-N7	-7.17	1.26	1.30
1	AA	1127	G	C6-N1	-7.17	1.34	1.39
35	BA	1427	A	N7-C5	-7.17	1.34	1.39
35	BA	1941	C	C2-N3	-7.17	1.30	1.35
35	BA	2282	G	N7-C5	-7.17	1.34	1.39
36	BB	98	G	N7-C5	-7.17	1.34	1.39
1	AA	1510	U	C2-N3	-7.17	1.32	1.37
9	AI	53	VAL	C-N	7.17	1.50	1.34
35	BA	1006	C	C2-O2	-7.17	1.18	1.24
35	BA	1633	G	C2-N3	-7.17	1.27	1.32
36	BB	95	C	C5-C6	-7.17	1.28	1.34
1	AA	730	G	N9-C8	-7.16	1.32	1.37
35	BA	830	G	C6-N1	-7.16	1.34	1.39
35	BA	1578	U	N3-C4	-7.16	1.32	1.38

Continued on next page...

Continued from previous page...

Mol	Chain	Res	Type	Atoms	Z	Observed(Å)	Ideal(Å)
35	BA	2185	C	C4-C5	-7.16	1.37	1.43
35	BA	2787	C	C4-C5	-7.16	1.37	1.43
1	AA	717	C	N3-C4	-7.16	1.28	1.33
35	BA	512	G	C8-N7	7.16	1.35	1.30
35	BA	1929	G	C6-O6	-7.16	1.17	1.24
1	AA	881	G	N3-C4	-7.16	1.30	1.35
35	BA	379	G	N3-C4	-7.16	1.30	1.35
35	BA	2876	G	C2-N2	-7.16	1.27	1.34
35	BA	695	G	N7-C5	-7.16	1.34	1.39
35	BA	1251	C	C4-C5	-7.15	1.37	1.43
1	AA	1452	C	C2-O2	-7.15	1.18	1.24
35	BA	1846	G	C6-N1	-7.15	1.34	1.39
35	BA	1933	G	C6-N1	-7.15	1.34	1.39
35	BA	2583	G	C5-C6	-7.15	1.35	1.42
1	AA	189(I)	G	N7-C5	-7.15	1.34	1.39
1	AA	622	A	C2-N3	-7.15	1.27	1.33
1	AA	657	G	C3'-C2'	-7.15	1.44	1.52
35	BA	765	G	C8-N7	-7.15	1.26	1.30
36	BB	76	G	C5-C4	-7.15	1.33	1.38
1	AA	38	G	C2-N2	-7.15	1.27	1.34
1	AA	1318	A	N3-C4	-7.15	1.30	1.34
35	BA	1095	A	N1-C2	-7.15	1.27	1.34
35	BA	1388	G	C6-N1	-7.15	1.34	1.39
35	BA	2810	A	N3-C4	-7.15	1.30	1.34
35	BA	77	C	N1-C6	-7.15	1.32	1.37
1	AA	510	A	C4'-C3'	-7.14	1.45	1.53
1	AA	550	G	C4'-C3'	-7.14	1.45	1.53
35	BA	2077	A	C6-N6	-7.14	1.28	1.33
1	AA	197	A	N1-C2	-7.14	1.27	1.34
35	BA	122	G	N7-C5	-7.14	1.34	1.39
35	BA	382	G	N1-C2	-7.14	1.32	1.37
35	BA	2482	G	N7-C5	-7.14	1.34	1.39
35	BA	2813	A	C5-C4	-7.14	1.33	1.38
35	BA	1941	C	N3-C4	-7.14	1.28	1.33
1	AA	1504	G	C2-N3	-7.14	1.27	1.32
22	AV	38	A	C8-N7	-7.14	1.26	1.31
35	BA	1360	A	C5-C4	-7.14	1.33	1.38
35	BA	2224	G	N3-C4	-7.14	1.30	1.35
35	BA	2611	U	N1-C6	-7.14	1.31	1.38
35	BA	2625	G	N9-C4	-7.14	1.32	1.38
35	BA	817	C	C4-N4	-7.13	1.27	1.33
1	AA	35	G	N7-C5	-7.13	1.34	1.39

Continued on next page...

Continued from previous page...

Mol	Chain	Res	Type	Atoms	Z	Observed(Å)	Ideal(Å)
1	AA	303	A	N7-C5	-7.13	1.34	1.39
35	BA	716	A	C5-C4	-7.13	1.33	1.38
35	BA	1451	C	O3'-P	-7.13	1.52	1.61
35	BA	1982	C	N3-C4	-7.13	1.28	1.33
35	BA	130	C	C4-C5	-7.13	1.37	1.43
35	BA	804	A	N9-C4	-7.13	1.33	1.37
35	BA	1815	A	C4'-C3'	-7.12	1.45	1.53
35	BA	1833	U	C5-C6	-7.12	1.27	1.34
1	AA	1074	G	C2-N2	-7.12	1.27	1.34
1	AA	1081	G	C8-N7	-7.12	1.26	1.30
35	BA	1238	G	C8-N7	-7.12	1.26	1.30
35	BA	436	C	C5-C6	-7.12	1.28	1.34
1	AA	258	G	N9-C8	-7.12	1.32	1.37
35	BA	945	A	N9-C4	-7.12	1.33	1.37
1	AA	1251	A	N7-C5	-7.12	1.34	1.39
1	AA	1363(A)	A	C2-N3	-7.12	1.27	1.33
1	AA	1371	G	C2-N3	-7.12	1.27	1.32
35	BA	124	G	C2-N3	-7.12	1.27	1.32
35	BA	357	A	C2'-C1'	-7.12	1.45	1.53
36	BB	117	G	C2-N3	-7.12	1.27	1.32
1	AA	196	A	C8-N7	-7.12	1.26	1.31
1	AA	235	C	N3-C4	-7.12	1.28	1.33
1	AA	673	G	C2-N3	-7.11	1.27	1.32
31	B6	12	GLU	CG-CD	-7.11	1.41	1.51
35	BA	395	U	N3-C4	-7.11	1.32	1.38
35	BA	1451	C	C4-N4	-7.11	1.27	1.33
35	BA	1674	G	C5-C4	-7.11	1.33	1.38
35	BA	2234	G	C2-N3	-7.11	1.27	1.32
1	AA	729	A	N7-C5	-7.11	1.34	1.39
35	BA	1482	G	N7-C5	-7.11	1.34	1.39
1	AA	142	G	C6-N1	-7.11	1.34	1.39
35	BA	704	G	C6-N1	-7.11	1.34	1.39
1	AA	1219	U	C5'-C4'	-7.11	1.42	1.51
1	AA	518	C	N1-C6	-7.10	1.32	1.37
23	AX	13	A	N9-C4	7.10	1.42	1.37
1	AA	105	G	C2-N2	-7.10	1.27	1.34
1	AA	1221	G	C4'-C3'	-7.10	1.45	1.53
1	AA	1360	A	N7-C5	-7.10	1.34	1.39
1	AA	1512	U	C4'-C3'	-7.10	1.45	1.53
35	BA	191	A	C5-C4	-7.10	1.33	1.38
35	BA	222	A	N7-C5	-7.10	1.34	1.39
35	BA	2182	G	N7-C5	-7.10	1.34	1.39

Continued on next page...

Continued from previous page...

Mol	Chain	Res	Type	Atoms	Z	Observed(Å)	Ideal(Å)
9	AI	104	ARG	C-N	7.10	1.50	1.34
35	BA	2558	C	C5-C6	-7.10	1.28	1.34
1	AA	622	A	N3-C4	-7.10	1.30	1.34
22	AV	39	C	N1-C6	-7.10	1.32	1.37
35	BA	210	C	N1-C6	-7.10	1.32	1.37
35	BA	591	C	P-O5'	-7.10	1.52	1.59
35	BA	1610	A	N3-C4	-7.10	1.30	1.34
35	BA	452	G	N7-C5	-7.09	1.34	1.39
35	BA	2302	G	N7-C5	7.09	1.43	1.39
35	BA	450	G	C5-C4	-7.09	1.33	1.38
35	BA	1803	A	N9-C4	7.09	1.42	1.37
35	BA	630	G	C3'-C2'	-7.09	1.45	1.52
35	BA	977	G	C8-N7	-7.09	1.26	1.30
35	BA	1884	A	N3-C4	-7.09	1.30	1.34
35	BA	2582	G	C6-N1	-7.09	1.34	1.39
35	BA	1635	G	N9-C8	-7.09	1.32	1.37
35	BA	2350	C	C5-C6	-7.09	1.28	1.34
1	AA	1344	C	C4'-C3'	-7.08	1.45	1.53
1	AA	641	U	N3-C4	-7.08	1.32	1.38
1	AA	660	G	C6-N1	-7.08	1.34	1.39
1	AA	676	A	N3-C4	-7.08	1.30	1.34
1	AA	106	C	C2-N3	-7.08	1.30	1.35
35	BA	2271	G	N1-C2	-7.08	1.32	1.37
1	AA	494	U	C2-O2	-7.08	1.16	1.22
35	BA	1070	A	C8-N7	-7.08	1.26	1.31
36	BB	44	G	C5-C4	-7.08	1.33	1.38
35	BA	15	G	C6-N1	-7.07	1.34	1.39
1	AA	390	C	N3-C4	-7.07	1.28	1.33
1	AA	490	G	C8-N7	-7.07	1.26	1.30
1	AA	1401	G	C5-C4	-7.07	1.33	1.38
1	AA	1460	A	C6-N6	-7.07	1.28	1.33
35	BA	243	U	N1-C6	-7.07	1.31	1.38
35	BA	619	G	C8-N7	-7.07	1.26	1.30
35	BA	677	A	N3-C4	-7.07	1.30	1.34
35	BA	1412	A	P-O5'	-7.07	1.52	1.59
22	AV	53	G	N7-C5	-7.07	1.35	1.39
35	BA	1265	A	N7-C5	-7.07	1.35	1.39
35	BA	1807	G	C6-N1	-7.07	1.34	1.39
35	BA	2142	C	C2-N3	-7.07	1.30	1.35
1	AA	874	G	N9-C8	-7.07	1.32	1.37
35	BA	1355	G	N1-C2	-7.07	1.32	1.37
35	BA	1612	C	N3-C4	-7.07	1.29	1.33

Continued on next page...

Continued from previous page...

Mol	Chain	Res	Type	Atoms	Z	Observed(Å)	Ideal(Å)
35	BA	2093	G	N1-C2	-7.07	1.32	1.37
1	AA	311	C	N1-C6	-7.06	1.32	1.37
35	BA	1093	G	C8-N7	-7.06	1.26	1.30
35	BA	1445	A	N3-C4	-7.06	1.30	1.34
3	AC	35	GLU	CD-OE1	-7.06	1.17	1.25
35	BA	1681	G	N7-C5	-7.06	1.35	1.39
35	BA	1603	A	N9-C4	7.06	1.42	1.37
1	AA	232	G	C2-N3	-7.06	1.27	1.32
1	AA	742	G	C2-N3	-7.06	1.27	1.32
35	BA	2495	G	C5-C4	-7.06	1.33	1.38
35	BA	637	A	O3'-P	-7.06	1.52	1.61
35	BA	1338	G	N7-C5	7.06	1.43	1.39
1	AA	879	C	C2'-C1'	-7.06	1.45	1.53
35	BA	1189	A	C3'-O3'	-7.05	1.32	1.42
1	AA	858	G	N7-C5	-7.05	1.35	1.39
35	BA	1413	G	C8-N7	-7.05	1.26	1.30
35	BA	1507	A	N9-C4	-7.05	1.33	1.37
35	BA	2094	G	C6-N1	-7.05	1.34	1.39
36	BB	107	G	C8-N7	-7.05	1.26	1.30
1	AA	745	C	C4'-C3'	-7.05	1.45	1.53
1	AA	1524	C	N3-C4	-7.05	1.29	1.33
35	BA	1192	G	C6-N1	7.05	1.44	1.39
1	AA	769	G	C5-C4	-7.05	1.33	1.38
1	AA	1463	C	C4-C5	-7.05	1.37	1.43
35	BA	1640	C	C5-C6	-7.05	1.28	1.34
36	BB	49	C	C4-C5	-7.05	1.37	1.43
35	BA	316	C	N1-C6	-7.05	1.32	1.37
35	BA	1701	A	C4'-C3'	-7.05	1.45	1.53
35	BA	2148	G	C4'-C3'	-7.05	1.45	1.53
35	BA	2603	G	C6-N1	-7.05	1.34	1.39
1	AA	289	G	C5-C6	-7.04	1.35	1.42
1	AA	1142	G	C5-C4	-7.04	1.33	1.38
35	BA	1334	G	C8-N7	-7.04	1.26	1.30
35	BA	1968	G	C5-C4	-7.04	1.33	1.38
1	AA	916	G	C6-N1	-7.04	1.34	1.39
35	BA	403	U	C2-N3	-7.04	1.32	1.37
35	BA	966	G	N9-C4	-7.04	1.32	1.38
17	AQ	86	GLU	CD-OE2	-7.04	1.18	1.25
1	AA	977	A	N3-C4	-7.04	1.30	1.34
36	BB	52	A	N3-C4	-7.04	1.30	1.34
35	BA	760	G	C2-N2	-7.04	1.27	1.34
1	AA	486	U	C2-N3	-7.04	1.32	1.37

Continued on next page...

Continued from previous page...

Mol	Chain	Res	Type	Atoms	Z	Observed(Å)	Ideal(Å)
1	AA	800	G	C5-C6	-7.03	1.35	1.42
35	BA	1845	G	C2-N2	-7.03	1.27	1.34
35	BA	1942	C	C5-C6	-7.03	1.28	1.34
35	BA	768	G	C5-C4	-7.03	1.33	1.38
1	AA	1481	U	N3-C4	-7.03	1.32	1.38
1	AA	673	G	C5-C4	-7.03	1.33	1.38
1	AA	907	A	C6-N1	-7.03	1.30	1.35
1	AA	1272	G	C5-C4	7.03	1.43	1.38
35	BA	2842	G	C6-N1	-7.03	1.34	1.39
1	AA	126	G	N3-C4	-7.02	1.30	1.35
1	AA	1101	A	N1-C2	-7.02	1.28	1.34
1	AA	1280	A	P-O5'	-7.02	1.52	1.59
1	AA	520	A	N9-C4	-7.02	1.33	1.37
1	AA	662	G	C6-N1	-7.02	1.34	1.39
1	AA	665	A	N7-C5	-7.02	1.35	1.39
35	BA	768	G	C6-N1	-7.02	1.34	1.39
35	BA	1780	A	N3-C4	-7.02	1.30	1.34
35	BA	1835	G	N7-C5	-7.02	1.35	1.39
35	BA	2229	C	N1-C6	-7.02	1.32	1.37
1	AA	117	G	N9-C4	-7.02	1.32	1.38
22	AV	69	C	N3-C4	7.02	1.38	1.33
35	BA	81	G	N9-C4	-7.02	1.32	1.38
35	BA	622	G	C8-N7	-7.02	1.26	1.30
35	BA	1573	G	C8-N7	-7.02	1.26	1.30
35	BA	2603	G	C8-N7	-7.02	1.26	1.30
36	BB	93	G	N1-C2	-7.01	1.32	1.37
1	AA	1419	G	C8-N7	-7.01	1.26	1.30
35	BA	733	G	C5-C6	-7.01	1.35	1.42
35	BA	2642	G	N7-C5	7.01	1.43	1.39
35	BA	2773	C	C4-N4	-7.01	1.27	1.33
35	BA	2162	G	C2-N3	-7.01	1.27	1.32
35	BA	2221	G	C4'-C3'	-7.01	1.45	1.53
1	AA	489	C	N1-C6	-7.01	1.32	1.37
1	AA	1069	C	C4-N4	-7.01	1.27	1.33
1	AA	787	A	C5-C6	-7.01	1.34	1.41
35	BA	2864	G	N3-C4	-7.01	1.30	1.35
35	BA	1197	G	C6-N1	7.00	1.44	1.39
1	AA	1011	G	C2-N3	-7.00	1.27	1.32
1	AA	1322	C	C2'-C1'	-7.00	1.45	1.53
35	BA	826	U	C2-N3	-7.00	1.32	1.37
35	BA	1534	U	C2-N3	-7.00	1.32	1.37
1	AA	235	C	N1-C6	-7.00	1.32	1.37

Continued on next page...

Continued from previous page...

Mol	Chain	Res	Type	Atoms	Z	Observed(Å)	Ideal(Å)
1	AA	617	G	N9-C8	-7.00	1.32	1.37
1	AA	763	G	N7-C5	-7.00	1.35	1.39
35	BA	1203	G	P-O5'	7.00	1.66	1.59
35	BA	2839	G	N3-C4	-7.00	1.30	1.35
35	BA	987	G	C6-N1	-7.00	1.34	1.39
35	BA	1459	G	C2-N3	-7.00	1.27	1.32
35	BA	2775	A	N9-C8	-7.00	1.32	1.37
35	BA	496	G	N7-C5	-7.00	1.35	1.39
35	BA	1418	G	N7-C5	-7.00	1.35	1.39
35	BA	1838	C	C5-C6	-7.00	1.28	1.34
33	B8	56	GLU	CD-OE1	-6.99	1.18	1.25
35	BA	553	G	N9-C4	-6.99	1.32	1.38
22	AV	22	G	C4'-C3'	-6.99	1.45	1.53
35	BA	621	A	C6-N6	-6.99	1.28	1.33
35	BA	2307	G	N1-C2	-6.99	1.32	1.37
35	BA	2487	G	C2-N3	-6.99	1.27	1.32
35	BA	1186	G	C4'-C3'	-6.98	1.45	1.53
35	BA	2839	G	N9-C4	-6.98	1.32	1.38
1	AA	1279	A	C6-N6	-6.98	1.28	1.33
35	BA	1355	G	N7-C5	-6.98	1.35	1.39
35	BA	1370	C	C4-C5	-6.98	1.37	1.43
35	BA	2274	A	P-O5'	-6.98	1.52	1.59
1	AA	284	G	N9-C4	-6.98	1.32	1.38
35	BA	843	G	C6-N1	-6.98	1.34	1.39
1	AA	254	G	N9-C8	-6.97	1.32	1.37
35	BA	327	G	N9-C4	-6.97	1.32	1.38
35	BA	1763	G	N9-C8	-6.97	1.32	1.37
1	AA	1464	G	N3-C4	-6.97	1.30	1.35
35	BA	575	A	N9-C4	6.97	1.42	1.37
1	AA	1221	G	P-O5'	-6.97	1.52	1.59
1	AA	217	C	C4-N4	-6.97	1.27	1.33
1	AA	1421	G	C5-C6	-6.97	1.35	1.42
35	BA	903	C	C5-C6	-6.97	1.28	1.34
35	BA	28	A	C6-N1	-6.97	1.30	1.35
35	BA	896	A	C4'-C3'	-6.97	1.45	1.53
35	BA	1542	A	C6-N1	-6.97	1.30	1.35
35	BA	127	A	N9-C4	-6.96	1.33	1.37
35	BA	2484	G	C8-N7	-6.96	1.26	1.30
35	BA	2554	U	N1-C6	-6.96	1.31	1.38
1	AA	101	A	N9-C8	-6.96	1.32	1.37
1	AA	905	U	N3-C4	-6.96	1.32	1.38
35	BA	154	G	C6-N1	-6.96	1.34	1.39

Continued on next page...

Continued from previous page...

Mol	Chain	Res	Type	Atoms	Z	Observed(Å)	Ideal(Å)
35	BA	1331	A	C5-C6	-6.96	1.34	1.41
35	BA	2662	A	N3-C4	-6.96	1.30	1.34
1	AA	200	G	N9-C4	-6.96	1.32	1.38
1	AA	546	G	C2-N3	-6.96	1.27	1.32
36	BB	68	C	C5-C6	-6.96	1.28	1.34
1	AA	790	A	N9-C4	-6.96	1.33	1.37
1	AA	911	U	N3-C4	-6.96	1.32	1.38
35	BA	2080	G	N3-C4	-6.96	1.30	1.35
35	BA	2152	G	N3-C4	-6.96	1.30	1.35
36	BB	34	U	C2-N3	-6.96	1.32	1.37
35	BA	1766	U	C2-O2	-6.95	1.16	1.22
1	AA	729	A	N9-C8	-6.95	1.32	1.37
1	AA	1170	A	N7-C5	-6.95	1.35	1.39
35	BA	26	G	C6-N1	-6.95	1.34	1.39
35	BA	851	U	C2-N3	-6.95	1.32	1.37
35	BA	1189	A	N7-C5	-6.95	1.35	1.39
35	BA	2548	G	N7-C5	-6.95	1.35	1.39
35	BA	2877	G	N7-C5	-6.95	1.35	1.39
1	AA	397	A	C5-C6	-6.95	1.34	1.41
35	BA	1852	C	C4-C5	-6.95	1.37	1.43
1	AA	1221	G	N9-C8	-6.95	1.32	1.37
22	AV	30	G	C6-O6	-6.95	1.17	1.24
1	AA	1215	G	N7-C5	-6.95	1.35	1.39
1	AA	1323	G	C5-C4	-6.95	1.33	1.38
1	AA	1402	C	N1-C6	-6.95	1.32	1.37
35	BA	614(B)	G	N9-C4	-6.95	1.32	1.38
35	BA	634	C	C5-C6	-6.95	1.28	1.34
35	BA	2046	G	N9-C4	-6.95	1.32	1.38
35	BA	2247	A	N7-C5	-6.95	1.35	1.39
35	BA	2280	G	C2'-C1'	-6.94	1.45	1.53
1	AA	68	G	N1-C2	-6.94	1.32	1.37
1	AA	1523	G	N1-C2	-6.94	1.32	1.37
22	AV	43	A	N3-C4	-6.94	1.30	1.34
35	BA	2220	G	P-O5'	-6.94	1.52	1.59
1	AA	189(I)	G	C6-N1	-6.94	1.34	1.39
35	BA	745	G	N3-C4	-6.94	1.30	1.35
35	BA	973	A	C5-C6	-6.94	1.34	1.41
1	AA	61	G	C8-N7	-6.94	1.26	1.30
35	BA	1892	C	N1-C6	-6.94	1.32	1.37
1	AA	356	A	C4'-O4'	-6.94	1.36	1.45
1	AA	941	G	N9-C8	-6.94	1.32	1.37
1	AA	1080	A	C6-N6	-6.94	1.28	1.33

Continued on next page...

Continued from previous page...

Mol	Chain	Res	Type	Atoms	Z	Observed(Å)	Ideal(Å)
1	AA	383	A	C3'-C2'	-6.93	1.45	1.52
1	AA	1353	G	C6-N1	-6.93	1.34	1.39
35	BA	1779	U	C5-C6	-6.93	1.27	1.34
1	AA	28	G	C8-N7	-6.93	1.26	1.30
1	AA	103	C	N3-C4	-6.93	1.29	1.33
1	AA	263	A	N9-C4	-6.93	1.33	1.37
1	AA	839	U	N1-C2	6.93	1.44	1.38
35	BA	870	A	N9-C4	-6.93	1.33	1.37
35	BA	748	G	N9-C8	-6.93	1.32	1.37
35	BA	750	A	C6-N6	-6.93	1.28	1.33
35	BA	1593	G	C5-C4	-6.93	1.33	1.38
35	BA	2159	G	C5-C4	-6.93	1.33	1.38
35	BA	322	A	C5-C4	-6.93	1.33	1.38
35	BA	1471	A	C5-C6	-6.93	1.34	1.41
1	AA	35	G	C2-N2	-6.93	1.27	1.34
1	AA	1011	G	N7-C5	-6.93	1.35	1.39
35	BA	642	G	C5-C6	-6.93	1.35	1.42
35	BA	798	G	C2-N2	-6.93	1.27	1.34
35	BA	1535	A	N9-C4	-6.93	1.33	1.37
35	BA	402	A	N3-C4	-6.92	1.30	1.34
1	AA	724	G	N7-C5	-6.92	1.35	1.39
22	AV	19	G	C2-N3	-6.92	1.27	1.32
35	BA	1070	A	N7-C5	-6.92	1.35	1.39
35	BA	2772	C	C4'-C3'	-6.92	1.45	1.53
1	AA	176	C	N1-C6	-6.92	1.32	1.37
1	AA	1277	C	N1-C6	-6.92	1.32	1.37
35	BA	371	A	C4'-C3'	-6.92	1.45	1.53
35	BA	1259	G	P-O5'	-6.92	1.52	1.59
35	BA	1397	U	O3'-P	-6.92	1.52	1.61
1	AA	780	A	C5-C4	-6.92	1.33	1.38
22	AV	10	G	P-O5'	-6.92	1.52	1.59
35	BA	1085	A	N3-C4	-6.92	1.30	1.34
35	BA	1246	A	N3-C4	-6.92	1.30	1.34
35	BA	1805	U	C2'-C1'	-6.92	1.45	1.53
1	AA	142	G	C5-C6	-6.92	1.35	1.42
35	BA	2049	G	C5-C6	-6.92	1.35	1.42
35	BA	810	U	N1-C6	-6.91	1.31	1.38
35	BA	1525	G	N7-C5	-6.91	1.35	1.39
35	BA	1828	G	C6-N1	-6.91	1.34	1.39
35	BA	1966	A	N7-C5	-6.91	1.35	1.39
35	BA	2324	C	N1-C6	-6.91	1.33	1.37
36	BB	107	G	C6-O6	-6.91	1.18	1.24

Continued on next page...

Continued from previous page...

Mol	Chain	Res	Type	Atoms	Z	Observed(Å)	Ideal(Å)
1	AA	147	G	C8-N7	-6.91	1.26	1.30
35	BA	1565	C	C4-C5	-6.91	1.37	1.43
35	BA	2501	C	C4-C5	-6.91	1.37	1.43
1	AA	317	G	N9-C8	-6.91	1.33	1.37
1	AA	1373	G	N9-C8	-6.91	1.33	1.37
35	BA	574	C	N3-C4	-6.91	1.29	1.33
35	BA	1910	G	N9-C8	-6.91	1.33	1.37
35	BA	2688	U	N3-C4	-6.91	1.32	1.38
35	BA	423	A	N9-C4	-6.91	1.33	1.37
35	BA	814	C	C2-N3	-6.91	1.30	1.35
35	BA	1609	A	N9-C4	-6.91	1.33	1.37
35	BA	2268	A	N7-C5	-6.91	1.35	1.39
35	BA	586	A	C6-N1	-6.91	1.30	1.35
1	AA	184	G	C8-N7	-6.91	1.26	1.30
35	BA	1309	G	P-O5'	-6.91	1.52	1.59
35	BA	1414	G	C8-N7	-6.91	1.26	1.30
35	BA	1984	G	C8-N7	-6.91	1.26	1.30
1	AA	1368	G	N9-C8	-6.90	1.33	1.37
35	BA	2447	G	N9-C8	-6.90	1.33	1.37
1	AA	1115	C	C5-C6	-6.90	1.28	1.34
35	BA	54	G	C6-N1	-6.90	1.34	1.39
35	BA	1161	C	C5-C6	-6.90	1.28	1.34
1	AA	1388	C	P-O5'	-6.90	1.52	1.59
35	BA	849	A	N1-C2	-6.90	1.28	1.34
1	AA	837	G	N3-C4	-6.90	1.30	1.35
35	BA	1203	G	C2-N3	-6.90	1.27	1.32
35	BA	1822	G	N7-C5	-6.90	1.35	1.39
35	BA	2718	G	C5-C6	-6.90	1.35	1.42
1	AA	581	G	N9-C8	-6.89	1.33	1.37
35	BA	334	C	N1-C6	-6.89	1.33	1.37
35	BA	2045	C	N1-C6	-6.89	1.33	1.37
35	BA	930	U	C4-O4	-6.89	1.18	1.23
35	BA	2027	G	C5-C6	-6.89	1.35	1.42
35	BA	2572	A	N3-C4	-6.89	1.30	1.34
1	AA	1266	G	N3-C4	-6.89	1.30	1.35
35	BA	154	G	N9-C4	-6.89	1.32	1.38
35	BA	842	G	N3-C4	-6.89	1.30	1.35
35	BA	880	G	N9-C8	-6.89	1.33	1.37
1	AA	148	G	C8-N7	-6.89	1.26	1.30
36	BB	87	G	C5-C4	-6.89	1.33	1.38
1	AA	247	G	N3-C4	-6.88	1.30	1.35
1	AA	399	G	C4'-C3'	-6.88	1.45	1.53

Continued on next page...

Continued from previous page...

Mol	Chain	Res	Type	Atoms	Z	Observed(Å)	Ideal(Å)
35	BA	2098	U	C2'-C1'	-6.88	1.45	1.53
35	BA	2411	A	N3-C4	-6.88	1.30	1.34
1	AA	144	G	N7-C5	-6.88	1.35	1.39
1	AA	610	G	N7-C5	-6.88	1.35	1.39
35	BA	432	A	N9-C4	-6.88	1.33	1.37
35	BA	2396	G	O3'-P	-6.88	1.52	1.61
36	BB	67	G	N7-C5	-6.88	1.35	1.39
35	BA	1517	G	C2-N3	-6.88	1.27	1.32
35	BA	2562	U	C2-O2	-6.88	1.16	1.22
35	BA	2570	G	C2-N3	-6.88	1.27	1.32
1	AA	162	A	C6-N1	-6.88	1.30	1.35
35	BA	2418	A	C6-N1	-6.88	1.30	1.35
1	AA	172	A	N3-C4	-6.88	1.30	1.34
1	AA	408	A	N3-C4	-6.88	1.30	1.34
35	BA	2769	C	N3-C4	-6.88	1.29	1.33
1	AA	371	G	C2-N2	-6.88	1.27	1.34
1	AA	425	G	C6-N1	-6.88	1.34	1.39
35	BA	1347	G	C6-O6	-6.88	1.18	1.24
35	BA	2565	A	N7-C5	-6.88	1.35	1.39
35	BA	2883	A	N9-C4	-6.88	1.33	1.37
1	AA	1490	C	C4'-C3'	-6.88	1.45	1.53
1	AA	1504	G	C5'-C4'	-6.88	1.43	1.51
35	BA	406	G	C8-N7	-6.87	1.26	1.30
35	BA	1539	G	N3-C4	-6.87	1.30	1.35
35	BA	1862	G	N3-C4	-6.87	1.30	1.35
35	BA	2299	G	C6-N1	-6.87	1.34	1.39
35	BA	72	U	C2-N3	-6.87	1.32	1.37
35	BA	524	U	C2-N3	-6.87	1.32	1.37
35	BA	1103	A	C8-N7	-6.87	1.26	1.31
1	AA	298	A	C6-N6	-6.87	1.28	1.33
1	AA	412	A	N7-C5	-6.87	1.35	1.39
1	AA	1109	C	C4'-C3'	-6.87	1.45	1.53
35	BA	596	G	C6-O6	-6.87	1.18	1.24
35	BA	1024	G	C6-N1	-6.87	1.34	1.39
1	AA	869	G	N9-C8	-6.86	1.42	1.37
35	BA	574	C	N1-C6	-6.86	1.33	1.37
35	BA	1847	A	N1-C2	-6.86	1.28	1.34
35	BA	2000	G	C2-N2	-6.86	1.27	1.34
35	BA	2258	C	N1-C6	-6.86	1.33	1.37
1	AA	739	C	C4'-C3'	-6.86	1.45	1.53
35	BA	1950	G	N1-C2	-6.86	1.32	1.37
35	BA	396	G	P-O5'	-6.86	1.52	1.59

Continued on next page...

Continued from previous page...

Mol	Chain	Res	Type	Atoms	Z	Observed(Å)	Ideal(Å)
35	BA	694	U	N3-C4	-6.86	1.32	1.38
35	BA	864	G	N9-C4	-6.86	1.32	1.38
35	BA	933	A	C6-N6	-6.86	1.28	1.33
36	BB	75	G	C8-N7	-6.86	1.26	1.30
1	AA	1249	C	N1-C6	-6.86	1.33	1.37
35	BA	545	C	C4-C5	-6.86	1.37	1.43
35	BA	1749	A	C6-N1	-6.86	1.30	1.35
1	AA	1401	G	C2-N3	-6.86	1.27	1.32
35	BA	1250	G	C2-N3	-6.86	1.27	1.32
35	BA	1455	G	C2-N3	-6.86	1.27	1.32
35	BA	2094	G	N9-C4	-6.86	1.32	1.38
35	BA	2658	C	N3-C4	-6.86	1.29	1.33
1	AA	60	A	C6-N1	-6.85	1.30	1.35
1	AA	170	U	O3'-P	-6.85	1.52	1.61
1	AA	834	C	C4-C5	-6.85	1.37	1.43
35	BA	196	A	N7-C5	-6.85	1.35	1.39
35	BA	1222	C	C5-C6	-6.85	1.28	1.34
35	BA	2451	A	N7-C5	-6.85	1.35	1.39
35	BA	2170	A	N9-C4	-6.85	1.33	1.37
35	BA	2826	A	C6-N6	-6.85	1.28	1.33
1	AA	719	C	N3-C4	-6.85	1.29	1.33
35	BA	693	C	N3-C4	-6.85	1.29	1.33
35	BA	563	G	C3'-C2'	-6.85	1.45	1.52
1	AA	1177	G	N3-C4	-6.85	1.30	1.35
1	AA	932	C	N1-C6	-6.84	1.33	1.37
35	BA	535	C	N1-C6	-6.84	1.33	1.37
36	BB	7	G	C5-C4	-6.84	1.33	1.38
36	BB	13	A	C8-N7	-6.84	1.26	1.31
35	BA	827	U	N1-C2	6.84	1.44	1.38
35	BA	2267	A	N9-C4	-6.84	1.33	1.37
35	BA	2320	A	N3-C4	-6.84	1.30	1.34
35	BA	2550	G	N9-C8	-6.84	1.33	1.37
1	AA	970	C	N1-C6	-6.84	1.33	1.37
36	BB	29	A	N9-C8	-6.84	1.32	1.37
35	BA	1017	G	C5-C6	-6.84	1.35	1.42
35	BA	315	G	C4'-C3'	-6.83	1.45	1.53
35	BA	741	G	C6-N1	-6.83	1.34	1.39
35	BA	2685	G	P-O5'	-6.83	1.52	1.59
22	AV	45	G	N9-C4	-6.83	1.32	1.38
35	BA	1190	G	C6-N1	6.83	1.44	1.39
36	BB	10	C	N1-C2	-6.83	1.33	1.40
1	AA	174	C	C4-C5	-6.83	1.37	1.43

Continued on next page...

Continued from previous page...

Mol	Chain	Res	Type	Atoms	Z	Observed(Å)	Ideal(Å)
1	AA	865	A	N3-C4	-6.83	1.30	1.34
35	BA	126	A	N3-C4	-6.83	1.30	1.34
35	BA	939	G	N7-C5	-6.83	1.35	1.39
35	BA	1854	A	N7-C5	-6.83	1.35	1.39
35	BA	2745	C	C4-C5	-6.83	1.37	1.43
1	AA	540	G	C8-N7	-6.83	1.26	1.30
35	BA	824	A	N3-C4	6.83	1.39	1.34
35	BA	2130	U	C4-C5	-6.83	1.37	1.43
1	AA	1077	G	N3-C4	-6.82	1.30	1.35
1	AA	1295	G	N9-C8	-6.82	1.33	1.37
35	BA	642	G	N3-C4	-6.82	1.30	1.35
35	BA	2502	G	N3-C4	-6.82	1.30	1.35
1	AA	394	G	N7-C5	-6.82	1.35	1.39
35	BA	319	C	N3-C4	-6.82	1.29	1.33
35	BA	956	G	N7-C5	-6.82	1.35	1.39
1	AA	832	C	C3'-C2'	-6.82	1.45	1.52
35	BA	56	A	N1-C2	-6.82	1.28	1.34
1	AA	806	C	N1-C6	-6.82	1.33	1.37
35	BA	758	C	C5-C6	-6.82	1.28	1.34
35	BA	1189	A	C6-N1	-6.82	1.30	1.35
35	BA	729	G	C5-C4	-6.82	1.33	1.38
35	BA	1792	G	C5-C4	-6.82	1.33	1.38
35	BA	1127	A	N3-C4	-6.82	1.30	1.34
35	BA	1208	C	C4-C5	-6.82	1.37	1.43
35	BA	1604	C	C4-N4	-6.82	1.27	1.33
35	BA	2713	A	N3-C4	-6.82	1.30	1.34
1	AA	18	C	C2-N3	-6.81	1.30	1.35
1	AA	801	U	C5-C6	-6.81	1.28	1.34
1	AA	1048	G	C8-N7	-6.81	1.26	1.30
35	BA	220	G	N9-C4	-6.81	1.32	1.38
35	BA	1446	C	C2-N3	-6.81	1.30	1.35
35	BA	1884	A	C4'-C3'	-6.81	1.45	1.53
1	AA	427	U	N3-C4	-6.81	1.32	1.38
35	BA	765	G	N1-C2	-6.81	1.32	1.37
35	BA	1567	A	C8-N7	-6.81	1.26	1.31
35	BA	1757	U	C4-C5	-6.81	1.37	1.43
35	BA	2123	G	N9-C4	-6.81	1.32	1.38
35	BA	2251	G	N1-C2	-6.81	1.32	1.37
1	AA	80	G	C8-N7	-6.81	1.26	1.30
1	AA	93	G	N3-C4	-6.81	1.30	1.35
1	AA	116	A	N3-C4	-6.81	1.30	1.34
1	AA	305	G	N9-C8	-6.81	1.33	1.37

Continued on next page...

Continued from previous page...

Mol	Chain	Res	Type	Atoms	Z	Observed(Å)	Ideal(Å)
35	BA	281	G	N3-C4	-6.81	1.30	1.35
35	BA	1710	C	C4-C5	-6.81	1.37	1.43
35	BA	1978	A	N9-C4	-6.81	1.33	1.37
35	BA	2241	A	N3-C4	-6.81	1.30	1.34
35	BA	2334	G	C8-N7	-6.81	1.26	1.30
35	BA	2765	A	N3-C4	-6.81	1.30	1.34
35	BA	1141	U	C4-C5	-6.81	1.37	1.43
1	AA	913	A	C4'-O4'	-6.80	1.36	1.45
35	BA	2683	C	C5-C6	-6.80	1.28	1.34
35	BA	656	G	N7-C5	-6.80	1.35	1.39
35	BA	1307	A	N7-C5	-6.80	1.35	1.39
35	BA	1034	G	C2-N3	-6.80	1.27	1.32
1	AA	1142	G	C8-N7	-6.80	1.26	1.30
35	BA	665	C	C4'-C3'	-6.80	1.45	1.53
35	BA	2230	G	C4'-C3'	-6.80	1.45	1.53
1	AA	728	A	C6-N1	-6.80	1.30	1.35
1	AA	1435	G	C2-N2	-6.80	1.27	1.34
35	BA	307	G	N3-C4	-6.80	1.30	1.35
35	BA	2886	G	C6-O6	-6.80	1.18	1.24
36	BB	9	G	N7-C5	-6.80	1.35	1.39
1	AA	837	G	C5-C6	-6.79	1.35	1.42
35	BA	1444	G	P-O5'	-6.79	1.52	1.59
35	BA	2235	G	C5-C6	-6.79	1.35	1.42
1	AA	189(B)	C	C2-O2	6.79	1.30	1.24
35	BA	916	G	C6-N1	-6.79	1.34	1.39
35	BA	2000	G	C6-N1	-6.79	1.34	1.39
36	BB	72	G	N3-C4	-6.79	1.30	1.35
35	BA	688	U	N1-C2	-6.79	1.32	1.38
35	BA	2658	C	C2-N3	-6.79	1.30	1.35
1	AA	1072	G	C3'-C2'	-6.79	1.45	1.52
1	AA	154	C	C5-C6	-6.79	1.28	1.34
1	AA	371	G	N3-C4	-6.79	1.30	1.35
1	AA	392	G	C5-C4	-6.79	1.33	1.38
1	AA	562	C	N1-C2	-6.79	1.33	1.40
1	AA	1084	G	C2-N2	-6.79	1.27	1.34
1	AA	1439	C	C5-C6	-6.79	1.28	1.34
35	BA	1193	G	C6-N1	-6.79	1.34	1.39
35	BA	1412	A	N9-C8	-6.79	1.32	1.37
35	BA	2677	G	C6-N1	-6.79	1.34	1.39
35	BA	2819	G	C6-N1	-6.79	1.34	1.39
1	AA	717	C	C4-C5	-6.78	1.37	1.43
1	AA	946	A	N7-C5	-6.78	1.35	1.39

Continued on next page...

Continued from previous page...

Mol	Chain	Res	Type	Atoms	Z	Observed(Å)	Ideal(Å)
35	BA	1279	G	C8-N7	6.78	1.35	1.30
35	BA	2297	C	C2-O2	-6.78	1.18	1.24
1	AA	1164	G	C5-C6	-6.78	1.35	1.42
1	AA	763	G	N3-C4	-6.78	1.30	1.35
1	AA	954	G	C5-C4	-6.78	1.33	1.38
35	BA	1423	G	C6-N1	-6.78	1.34	1.39
35	BA	2560	C	C5-C6	-6.78	1.28	1.34
35	BA	2766	G	N9-C8	-6.78	1.33	1.37
1	AA	794	A	C5-C4	-6.78	1.34	1.38
35	BA	371	A	C2-N3	-6.78	1.27	1.33
35	BA	468	G	N9-C8	6.78	1.42	1.37
1	AA	385	C	C2-O2	-6.78	1.18	1.24
1	AA	628	G	N9-C8	-6.78	1.33	1.37
1	AA	778	G	N9-C8	-6.78	1.33	1.37
35	BA	21	A	N3-C4	-6.78	1.30	1.34
35	BA	190	A	C5-C6	-6.78	1.34	1.41
35	BA	1142(A)	A	C8-N7	-6.78	1.26	1.31
35	BA	1203	G	C6-N1	-6.78	1.34	1.39
35	BA	2131	G	N1-C2	6.78	1.43	1.37
1	AA	544	G	C2-N2	-6.77	1.27	1.34
1	AA	643	C	N3-C4	-6.77	1.29	1.33
22	AV	18	G	N9-C4	-6.77	1.32	1.38
1	AA	1424	C	C2-N3	-6.77	1.30	1.35
35	BA	244	A	C2-N3	-6.77	1.27	1.33
35	BA	1373	A	C6-N1	-6.77	1.30	1.35
35	BA	2607	G	C5-C4	-6.77	1.33	1.38
35	BA	1538	G	P-O5'	-6.77	1.52	1.59
35	BA	1611	C	P-O5'	-6.77	1.52	1.59
1	AA	444	C	C4-C5	-6.77	1.37	1.43
1	AA	1347	G	N7-C5	-6.77	1.35	1.39
35	BA	350	U	C2-O2	-6.77	1.16	1.22
1	AA	927	G	N3-C4	-6.76	1.30	1.35
1	AA	1322	C	C3'-C2'	-6.76	1.45	1.52
35	BA	1297	C	C4-N4	-6.76	1.27	1.33
1	AA	404	U	O3'-P	-6.76	1.53	1.61
1	AA	596	C	C3'-C2'	-6.76	1.45	1.52
1	AA	875	C	N3-C4	-6.76	1.29	1.33
35	BA	1368	G	C6-O6	-6.76	1.18	1.24
1	AA	320	C	N1-C6	6.76	1.41	1.37
35	BA	2031	A	P-O5'	-6.76	1.52	1.59
1	AA	759	A	N3-C4	-6.76	1.30	1.34
35	BA	448	U	N1-C2	-6.76	1.32	1.38

Continued on next page...

Continued from previous page...

Mol	Chain	Res	Type	Atoms	Z	Observed(Å)	Ideal(Å)
35	BA	1474	C	N3-C4	-6.76	1.29	1.33
35	BA	1698	A	C2-N3	-6.76	1.27	1.33
35	BA	2501	C	N3-C4	-6.76	1.29	1.33
35	BA	2712	U	C2'-C1'	-6.76	1.46	1.53
35	BA	2008	C	C4-N4	-6.75	1.27	1.33
1	AA	229	U	C2'-C1'	-6.75	1.46	1.53
22	AV	30	G	N3-C4	-6.75	1.30	1.35
35	BA	502	A	N7-C5	-6.75	1.35	1.39
35	BA	852	G	N9-C8	-6.75	1.33	1.37
35	BA	1519	G	C8-N7	-6.75	1.26	1.30
35	BA	2114	A	N7-C5	-6.75	1.35	1.39
35	BA	2846	G	C8-N7	-6.75	1.26	1.30
1	AA	134	A	C5-C4	-6.75	1.34	1.38
1	AA	386	C	C4'-C3'	-6.75	1.45	1.53
1	AA	1404	C	P-O5'	-6.75	1.53	1.59
35	BA	2382	G	N1-C2	-6.75	1.32	1.37
1	AA	1408	A	N7-C5	-6.75	1.35	1.39
35	BA	271(J)	C	N1-C6	6.75	1.41	1.37
35	BA	2334	G	N7-C5	-6.75	1.35	1.39
35	BA	2389	G	C8-N7	-6.75	1.26	1.30
1	AA	268	C	P-O5'	-6.75	1.53	1.59
1	AA	1245	A	O4'-C1'	-6.75	1.32	1.41
35	BA	181	A	C6-N1	6.75	1.40	1.35
35	BA	837	C	C4-C5	-6.74	1.37	1.43
35	BA	1743	C	C5'-C4'	-6.74	1.43	1.51
1	AA	1265	G	N3-C4	-6.74	1.30	1.35
1	AA	230	G	C5'-C4'	-6.74	1.43	1.51
35	BA	1269	A	N9-C4	-6.74	1.33	1.37
35	BA	326	G	N9-C8	-6.74	1.33	1.37
35	BA	1276	A	C6-N1	-6.74	1.30	1.35
36	BB	75	G	C6-N1	-6.74	1.34	1.39
1	AA	1217	C	C2-N3	-6.74	1.30	1.35
35	BA	949	C	C5'-C4'	-6.74	1.43	1.51
35	BA	2378	A	C5-C4	-6.74	1.34	1.38
1	AA	292	G	N1-C2	-6.73	1.32	1.37
35	BA	1027	A	N9-C8	-6.73	1.32	1.37
35	BA	2548	G	N1-C2	-6.73	1.32	1.37
1	AA	331	G	N9-C8	-6.73	1.33	1.37
1	AA	1101	A	N3-C4	-6.73	1.30	1.34
1	AA	1168	A	N3-C4	-6.73	1.30	1.34
1	AA	1343	G	C8-N7	6.73	1.34	1.30
35	BA	614(C)	A	N3-C4	-6.73	1.30	1.34

Continued on next page...

Continued from previous page...

Mol	Chain	Res	Type	Atoms	Z	Observed(Å)	Ideal(Å)
35	BA	708	C	N3-C4	-6.73	1.29	1.33
35	BA	1903	G	O3'-P	-6.73	1.53	1.61
35	BA	2542	A	C6-N6	-6.73	1.28	1.33
35	BA	447	A	C5-C4	-6.73	1.34	1.38
1	AA	671	G	N7-C5	-6.73	1.35	1.39
35	BA	463	G	N7-C5	-6.73	1.35	1.39
35	BA	552	G	N7-C5	-6.73	1.35	1.39
35	BA	918	A	N7-C5	-6.73	1.35	1.39
35	BA	1477	A	N7-C5	-6.73	1.35	1.39
35	BA	2523	G	N7-C5	-6.73	1.35	1.39
1	AA	963	G	C6-N1	-6.73	1.34	1.39
35	BA	499	U	C4-O4	-6.73	1.18	1.23
35	BA	1704	G	C8-N7	-6.73	1.26	1.30
1	AA	1418	A	N9-C4	-6.73	1.33	1.37
35	BA	2827	C	C4-N4	-6.72	1.27	1.33
36	BB	57	A	N9-C8	-6.72	1.32	1.37
1	AA	1024	G	C2-N3	-6.72	1.27	1.32
35	BA	772	C	C5-C6	-6.72	1.28	1.34
35	BA	1817	G	N7-C5	-6.72	1.35	1.39
1	AA	79	G	C5-C4	-6.72	1.33	1.38
35	BA	700	G	C8-N7	-6.72	1.26	1.30
35	BA	985	C	C4'-C3'	-6.72	1.45	1.53
35	BA	1203	G	C8-N7	-6.72	1.26	1.30
35	BA	2472	G	C5-C4	-6.72	1.33	1.38
22	AV	63	G	C5-C6	-6.72	1.35	1.42
35	BA	987	G	N9-C4	-6.72	1.32	1.38
35	BA	1307	A	C6-N6	-6.72	1.28	1.33
35	BA	1682	G	N9-C4	-6.72	1.32	1.38
36	BB	43	C	C4-C5	-6.72	1.37	1.43
35	BA	2537	U	C2-O2	-6.72	1.16	1.22
1	AA	1478	C	N3-C4	-6.72	1.29	1.33
35	BA	1905	C	N3-C4	-6.72	1.29	1.33
35	BA	1908	C	N3-C4	-6.72	1.29	1.33
1	AA	436	C	N1-C2	-6.71	1.33	1.40
1	AA	819	A	C8-N7	-6.71	1.26	1.31
35	BA	660	G	N3-C4	-6.71	1.30	1.35
35	BA	1506	C	C2-O2	-6.71	1.18	1.24
35	BA	1714	G	N9-C4	-6.71	1.32	1.38
35	BA	1771	C	C2-O2	-6.71	1.18	1.24
35	BA	2246	G	N1-C2	-6.71	1.32	1.37
35	BA	2603	G	N3-C4	-6.71	1.30	1.35
1	AA	1346	A	C5-C6	-6.71	1.35	1.41

Continued on next page...

Continued from previous page...

Mol	Chain	Res	Type	Atoms	Z	Observed(Å)	Ideal(Å)
35	BA	128	C	N3-C4	-6.71	1.29	1.33
35	BA	1549	C	C2-N3	-6.71	1.30	1.35
35	BA	1960	A	N3-C4	-6.71	1.30	1.34
1	AA	284	G	N7-C5	-6.71	1.35	1.39
1	AA	327	A	C6-N1	-6.71	1.30	1.35
1	AA	602	A	N9-C8	-6.71	1.32	1.37
1	AA	1099	G	N7-C5	-6.71	1.35	1.39
35	BA	141	A	N7-C5	-6.71	1.35	1.39
35	BA	771	G	N7-C5	-6.71	1.35	1.39
1	AA	1213	A	N9-C4	-6.71	1.33	1.37
35	BA	13	A	C5-C6	-6.71	1.35	1.41
35	BA	990	A	N9-C4	-6.71	1.33	1.37
35	BA	1275	A	C5-C6	-6.71	1.35	1.41
35	BA	2802	G	N3-C4	-6.71	1.30	1.35
1	AA	184	G	C6-N1	-6.71	1.34	1.39
1	AA	366	C	P-O5'	-6.71	1.53	1.59
1	AA	398	C	C2-N3	-6.71	1.30	1.35
1	AA	1013	G	C6-N1	-6.71	1.34	1.39
35	BA	299	A	N3-C4	6.71	1.38	1.34
1	AA	1229	A	C8-N7	-6.70	1.26	1.31
23	AX	17	U	C5'-C4'	-6.70	1.43	1.51
35	BA	1307	A	C6-N1	-6.70	1.30	1.35
1	AA	139	G	C6-N1	-6.70	1.34	1.39
1	AA	1120	G	C6-N1	-6.70	1.34	1.39
35	BA	2060	A	N9-C4	-6.70	1.33	1.37
35	BA	2632	A	C2'-C1'	-6.70	1.46	1.53
1	AA	854	G	N3-C4	-6.70	1.30	1.35
1	AA	1148	U	C2-O2	-6.70	1.16	1.22
1	AA	358	U	C2-N3	-6.70	1.33	1.37
35	BA	2013	A	C8-N7	-6.70	1.26	1.31
1	AA	428	G	N1-C2	-6.70	1.32	1.37
1	AA	627	G	C8-N7	-6.70	1.26	1.30
35	BA	606	U	N3-C4	-6.70	1.32	1.38
35	BA	1515	G	N1-C2	-6.70	1.32	1.37
1	AA	768	A	C6-N6	-6.69	1.28	1.33
35	BA	1921	G	N9-C8	-6.69	1.33	1.37
1	AA	1108	G	N3-C4	-6.69	1.30	1.35
35	BA	377	C	C4-C5	-6.69	1.37	1.43
1	AA	1025	U	C2-N3	-6.69	1.33	1.37
35	BA	1401	G	C8-N7	6.69	1.34	1.30
35	BA	700	G	C5-C4	-6.69	1.33	1.38
1	AA	499	A	N3-C4	-6.69	1.30	1.34

Continued on next page...

Continued from previous page...

Mol	Chain	Res	Type	Atoms	Z	Observed(Å)	Ideal(Å)
1	AA	826	C	C5-C6	-6.69	1.28	1.34
1	AA	1375	A	C4'-C3'	-6.69	1.45	1.53
35	BA	1982	C	C5-C6	-6.69	1.28	1.34
35	BA	2851	A	C2-N3	-6.69	1.27	1.33
1	AA	818	G	N7-C5	-6.68	1.35	1.39
1	AA	1105	A	C5-C6	-6.68	1.35	1.41
35	BA	364	C	N3-C4	-6.68	1.29	1.33
35	BA	603	A	N9-C8	-6.68	1.32	1.37
35	BA	1176	G	C5-C4	-6.68	1.33	1.38
35	BA	1883	G	C3'-C2'	-6.68	1.45	1.52
35	BA	1958	C	C5-C6	-6.68	1.29	1.34
35	BA	2868	A	C6-N1	-6.68	1.30	1.35
1	AA	164	U	C2-N3	-6.68	1.33	1.37
1	AA	616	G	N9-C4	-6.68	1.32	1.38
35	BA	738	G	C2-N3	-6.68	1.27	1.32
35	BA	1821	A	C5-C6	-6.68	1.35	1.41
35	BA	2278	A	C3'-C2'	-6.68	1.45	1.52
35	BA	2389	G	C2-N3	-6.68	1.27	1.32
1	AA	940	C	N3-C4	-6.68	1.29	1.33
1	AA	1491	G	O3'-P	-6.68	1.53	1.61
35	BA	208	C	C2-N3	-6.68	1.30	1.35
35	BA	823	G	C5-C4	-6.68	1.33	1.38
35	BA	1581	G	C5-C6	-6.68	1.35	1.42
1	AA	140	A	N9-C4	-6.68	1.33	1.37
1	AA	161	A	N9-C4	-6.68	1.33	1.37
1	AA	858	G	N9-C4	-6.68	1.32	1.38
1	AA	11	G	C4'-C3'	-6.67	1.45	1.53
35	BA	2383	G	C8-N7	-6.67	1.26	1.30
1	AA	703	G	N7-C5	-6.67	1.35	1.39
1	AA	1081	G	C5-C4	-6.67	1.33	1.38
35	BA	1865	G	C5-C4	-6.67	1.33	1.38
35	BA	1921	G	C5-C4	-6.67	1.33	1.38
35	BA	17	G	N9-C4	-6.67	1.32	1.38
35	BA	1561	G	N3-C4	-6.67	1.30	1.35
35	BA	1925	C	O3'-P	-6.67	1.53	1.61
1	AA	46	G	C6-O6	-6.67	1.18	1.24
1	AA	821	G	C6-O6	-6.67	1.18	1.24
1	AA	939	G	C8-N7	-6.67	1.26	1.30
35	BA	1350	C	N1-C6	-6.67	1.33	1.37
36	BB	31	C	C5-C6	-6.67	1.29	1.34
1	AA	243	A	C5-C4	-6.67	1.34	1.38
36	BB	52	A	N7-C5	-6.67	1.35	1.39

Continued on next page...

Continued from previous page...

Mol	Chain	Res	Type	Atoms	Z	Observed(Å)	Ideal(Å)
36	BB	75	G	N7-C5	-6.67	1.35	1.39
1	AA	1286	A	C6-N6	-6.67	1.28	1.33
1	AA	231	G	C2-N3	-6.66	1.27	1.32
1	AA	374	A	N9-C4	-6.66	1.33	1.37
1	AA	1282	C	N1-C2	6.66	1.46	1.40
35	BA	818	G	C2-N3	-6.66	1.27	1.32
36	BB	75	G	C2-N3	-6.66	1.27	1.32
35	BA	2495	G	N9-C8	-6.66	1.33	1.37
35	BA	2619	C	C2-O2	-6.66	1.18	1.24
53	BV	98	GLU	CD-OE2	-6.66	1.18	1.25
35	BA	2061	G	C5-C6	-6.66	1.35	1.42
36	BB	16	G	C6-N1	-6.66	1.34	1.39
1	AA	132	C	C4-C5	-6.66	1.37	1.43
1	AA	153	C	N1-C6	-6.66	1.33	1.37
35	BA	7	G	C5-C6	-6.66	1.35	1.42
35	BA	497	A	N7-C5	-6.66	1.35	1.39
35	BA	739	G	N7-C5	-6.66	1.35	1.39
35	BA	1397	U	C2-N3	-6.65	1.33	1.37
35	BA	1703	G	O3'-P	-6.65	1.53	1.61
35	BA	455	C	C4-C5	-6.65	1.37	1.43
35	BA	1628	G	C4'-C3'	-6.65	1.45	1.53
1	AA	1146	A	C5-C4	-6.65	1.34	1.38
22	AV	32	C	N3-C4	-6.65	1.29	1.33
35	BA	715	G	C5-C4	-6.65	1.33	1.38
35	BA	1378	A	N9-C4	-6.65	1.33	1.37
1	AA	587	G	N1-C2	-6.65	1.32	1.37
35	BA	145	G	C6-O6	-6.65	1.18	1.24
35	BA	189	G	N3-C4	-6.65	1.30	1.35
35	BA	2303	G	N7-C5	-6.65	1.35	1.39
1	AA	836	G	C3'-C2'	-6.65	1.45	1.52
1	AA	1256	A	C8-N7	-6.65	1.26	1.31
35	BA	2083	G	C5-C4	-6.65	1.33	1.38
1	AA	363	A	N9-C8	-6.64	1.32	1.37
22	AV	58	A	P-O5'	-6.64	1.53	1.59
35	BA	631	A	C5-C4	-6.64	1.34	1.38
35	BA	2001	A	C5-C4	-6.64	1.34	1.38
35	BA	2260	C	N3-C4	-6.64	1.29	1.33
35	BA	105	C	N1-C6	-6.64	1.33	1.37
35	BA	503	A	C4'-C3'	-6.64	1.45	1.53
35	BA	1279	G	C6-N1	-6.64	1.34	1.39
35	BA	1614	A	C4'-C3'	-6.64	1.45	1.53
35	BA	382	G	C6-O6	-6.64	1.18	1.24

Continued on next page...

Continued from previous page...

Mol	Chain	Res	Type	Atoms	Z	Observed(Å)	Ideal(Å)
35	BA	454	A	C6-N1	-6.64	1.30	1.35
35	BA	2054	A	C6-N1	-6.64	1.30	1.35
35	BA	2491	U	C2-N3	-6.64	1.33	1.37
22	AV	7	G	P-O5'	-6.64	1.53	1.59
35	BA	1885	A	N3-C4	-6.64	1.30	1.34
1	AA	77	G	N9-C8	-6.63	1.33	1.37
1	AA	1255	G	C5-C4	-6.63	1.33	1.38
35	BA	953	A	O3'-P	-6.63	1.53	1.61
35	BA	2488	A	N1-C2	-6.63	1.28	1.34
1	AA	856	C	C4-C5	-6.63	1.37	1.43
1	AA	1406	U	N1-C2	6.63	1.44	1.38
1	AA	1015	A	C6-N6	-6.63	1.28	1.33
22	AV	17	C	C2'-C1'	-6.63	1.46	1.53
1	AA	694	A	C5-C6	-6.63	1.35	1.41
35	BA	615	G	N9-C8	-6.63	1.33	1.37
35	BA	1337	G	N7-C5	-6.63	1.35	1.39
1	AA	806	C	P-O5'	-6.63	1.53	1.59
1	AA	1085	U	P-O5'	-6.63	1.53	1.59
1	AA	1415	G	N3-C4	-6.63	1.30	1.35
35	BA	704	G	N3-C4	-6.63	1.30	1.35
35	BA	2192	G	N3-C4	-6.63	1.30	1.35
35	BA	2404	C	C5-C6	-6.62	1.29	1.34
1	AA	1422	G	N7-C5	-6.62	1.35	1.39
35	BA	104	U	C2-O2	-6.62	1.16	1.22
35	BA	1829	A	C8-N7	-6.62	1.26	1.31
1	AA	450	G	C6-N1	-6.62	1.34	1.39
1	AA	855	G	N9-C8	6.62	1.42	1.37
35	BA	231	C	C3'-C2'	-6.62	1.45	1.52
35	BA	976	C	N3-C4	-6.62	1.29	1.33
35	BA	1836	C	C4'-C3'	-6.62	1.45	1.53
35	BA	2435	A	C6-N1	-6.62	1.30	1.35
1	AA	100	C	C2-N3	-6.62	1.30	1.35
1	AA	596	C	C5-C6	-6.62	1.29	1.34
35	BA	1837	C	C4-N4	-6.62	1.27	1.33
35	BA	1950	G	N9-C4	-6.62	1.32	1.38
1	AA	885	G	C5-C6	-6.62	1.35	1.42
1	AA	557	G	N7-C5	-6.62	1.35	1.39
1	AA	1442	G	N7-C5	-6.62	1.35	1.39
35	BA	1054	A	C6-N1	-6.62	1.30	1.35
35	BA	2151	G	N7-C5	-6.62	1.35	1.39
1	AA	15	G	C6-N1	-6.62	1.34	1.39
1	AA	1251	A	C5'-C4'	-6.62	1.43	1.51

Continued on next page...

Continued from previous page...

Mol	Chain	Res	Type	Atoms	Z	Observed(Å)	Ideal(Å)
1	AA	1300	G	N1-C2	-6.62	1.32	1.37
1	AA	1503	A	C4'-O4'	-6.62	1.36	1.45
35	BA	128	C	C4-C5	-6.62	1.37	1.43
35	BA	1019	U	C2-N3	-6.62	1.33	1.37
35	BA	2280	G	C2-N3	-6.62	1.27	1.32
1	AA	797	C	C5-C6	-6.61	1.29	1.34
35	BA	2321	G	N7-C5	-6.61	1.35	1.39
35	BA	1541	G	N1-C2	6.61	1.43	1.37
1	AA	333	G	N9-C8	-6.61	1.33	1.37
1	AA	377	G	N9-C8	-6.61	1.33	1.37
1	AA	1354	C	O3'-P	-6.61	1.53	1.61
35	BA	1977	A	N9-C4	-6.61	1.33	1.37
35	BA	1989	G	N9-C8	-6.61	1.33	1.37
1	AA	857	C	C2-N3	-6.61	1.30	1.35
35	BA	1364	G	N3-C4	-6.61	1.30	1.35
35	BA	1500	G	C3'-C2'	-6.61	1.45	1.52
35	BA	1802	A	C3'-C2'	-6.61	1.45	1.52
35	BA	2399	G	N9-C4	-6.61	1.32	1.38
35	BA	1778	U	C4-C5	6.60	1.49	1.43
1	AA	993	G	N9-C8	-6.60	1.33	1.37
35	BA	229	A	C6-N6	-6.60	1.28	1.33
35	BA	2082	A	C2-N3	-6.60	1.27	1.33
1	AA	1411	C	C4-C5	-6.60	1.37	1.43
35	BA	2021	C	C4-C5	-6.60	1.37	1.43
35	BA	2323	G	C5'-C4'	-6.60	1.43	1.51
1	AA	248	C	N3-C4	-6.60	1.29	1.33
1	AA	1090	U	C4'-O4'	-6.60	1.36	1.45
35	BA	58	G	N7-C5	-6.60	1.35	1.39
35	BA	2709	G	N7-C5	-6.60	1.35	1.39
35	BA	400	G	C5-C6	-6.60	1.35	1.42
35	BA	733	G	N9-C8	6.60	1.42	1.37
1	AA	1321	C	C2-N3	-6.60	1.30	1.35
1	AA	124	G	C6-N1	-6.59	1.34	1.39
1	AA	1001	A	C8-N7	-6.59	1.26	1.31
35	BA	356	G	C6-N1	-6.59	1.34	1.39
35	BA	647	G	C6-N1	-6.59	1.34	1.39
35	BA	1088	A	C8-N7	-6.59	1.26	1.31
35	BA	1436	G	N3-C4	-6.59	1.30	1.35
35	BA	1072	C	N1-C6	6.59	1.41	1.37
35	BA	400	G	N7-C5	6.59	1.43	1.39
35	BA	905	U	C4'-O4'	-6.59	1.36	1.45
1	AA	27	G	C8-N7	-6.59	1.26	1.30

Continued on next page...

Continued from previous page...

Mol	Chain	Res	Type	Atoms	Z	Observed(Å)	Ideal(Å)
1	AA	78	G	C5-C6	-6.59	1.35	1.42
1	AA	181	G	N3-C4	-6.59	1.30	1.35
1	AA	371	G	C8-N7	-6.59	1.26	1.30
35	BA	1997	G	C5'-C4'	6.59	1.59	1.51
35	BA	2737	G	N3-C4	-6.59	1.30	1.35
1	AA	319	G	N7-C5	-6.59	1.35	1.39
1	AA	890	G	N9-C4	-6.59	1.32	1.38
35	BA	584	C	N1-C6	-6.59	1.33	1.37
35	BA	2338	G	C2-N3	-6.59	1.27	1.32
35	BA	2535	G	N9-C4	-6.59	1.32	1.38
35	BA	2557	G	N1-C2	-6.59	1.32	1.37
35	BA	2869	G	N9-C8	-6.59	1.33	1.37
36	BB	61	G	C2-N3	-6.59	1.27	1.32
35	BA	447	A	C8-N7	6.58	1.36	1.31
35	BA	1407	C	P-O5'	-6.58	1.53	1.59
36	BB	25	A	N3-C4	6.58	1.38	1.34
35	BA	319	C	C3'-C2'	-6.58	1.45	1.52
1	AA	566	G	N9-C4	-6.58	1.32	1.38
35	BA	549	G	N1-C2	-6.58	1.32	1.37
35	BA	1964	G	P-O5'	-6.58	1.53	1.59
35	BA	2827	C	C2-O2	-6.58	1.18	1.24
1	AA	1183	A	C8-N7	-6.58	1.26	1.31
1	AA	1237	C	N3-C4	-6.58	1.29	1.33
35	BA	229	A	C8-N7	-6.58	1.26	1.31
35	BA	1419	A	N1-C2	-6.58	1.28	1.34
35	BA	1458	C	C2-N3	-6.58	1.30	1.35
35	BA	1907	G	C2-N3	-6.58	1.27	1.32
35	BA	2191	G	C5-C4	-6.58	1.33	1.38
1	AA	865	A	C8-N7	-6.57	1.26	1.31
35	BA	1526	G	N7-C5	-6.57	1.35	1.39
1	AA	483	C	C5'-C4'	-6.57	1.43	1.51
35	BA	627	A	N9-C4	-6.57	1.33	1.37
35	BA	2740	A	N9-C4	-6.57	1.33	1.37
1	AA	266	G	C6-O6	-6.57	1.18	1.24
1	AA	1469	G	C2'-C1'	-6.57	1.46	1.53
1	AA	327	A	C8-N7	-6.57	1.26	1.31
1	AA	888	G	C5-C6	-6.57	1.35	1.42
35	BA	543	C	N1-C6	-6.57	1.33	1.37
35	BA	664	C	N1-C6	-6.57	1.33	1.37
35	BA	662	G	C2-N2	-6.57	1.27	1.34
35	BA	1211	U	P-O5'	-6.57	1.53	1.59
35	BA	1407	C	C4-C5	-6.57	1.37	1.43

Continued on next page...

Continued from previous page...

Mol	Chain	Res	Type	Atoms	Z	Observed(Å)	Ideal(Å)
35	BA	817	C	C2-N3	-6.56	1.30	1.35
35	BA	987	G	N7-C5	-6.56	1.35	1.39
35	BA	1337	G	C8-N7	-6.56	1.27	1.30
35	BA	2842	G	C8-N7	-6.56	1.27	1.30
1	AA	191	G	C2-N3	-6.56	1.27	1.32
35	BA	1661	G	N3-C4	-6.56	1.30	1.35
1	AA	936	C	C4-N4	-6.56	1.28	1.33
35	BA	111	A	N3-C4	-6.56	1.30	1.34
35	BA	491	G	C5-C4	-6.56	1.33	1.38
35	BA	2516	G	C5-C4	-6.56	1.33	1.38
36	BB	42	C	C4-N4	-6.56	1.28	1.33
1	AA	630	G	C4'-O4'	-6.56	1.37	1.45
1	AA	1088	G	C2-N2	-6.56	1.27	1.34
1	AA	1375	A	C6-N1	-6.56	1.30	1.35
35	BA	217	G	C8-N7	-6.56	1.27	1.30
35	BA	1301	A	N7-C5	-6.56	1.35	1.39
35	BA	2202	C	N3-C4	-6.56	1.29	1.33
35	BA	2508	G	N7-C5	-6.56	1.35	1.39
35	BA	2564	A	C8-N7	-6.56	1.26	1.31
1	AA	744	C	P-O5'	-6.55	1.53	1.59
35	BA	234	C	N1-C6	-6.55	1.33	1.37
1	AA	1420	C	C4-C5	-6.55	1.37	1.43
35	BA	414	C	C5-C6	-6.55	1.29	1.34
35	BA	705	A	C6-N1	-6.55	1.30	1.35
35	BA	1194	A	C6-N1	-6.55	1.30	1.35
35	BA	2240	C	C5-C6	-6.55	1.29	1.34
1	AA	189(I)	G	N9-C8	-6.55	1.33	1.37
1	AA	620	C	N3-C4	-6.55	1.29	1.33
1	AA	1274	G	C5-C4	-6.55	1.33	1.38
22	AV	25	C	C2-O2	-6.55	1.18	1.24
35	BA	680	G	C8-N7	-6.55	1.27	1.30
35	BA	977	G	N7-C5	-6.55	1.35	1.39
35	BA	1936	A	N7-C5	-6.55	1.35	1.39
35	BA	2529	G	P-O5'	-6.55	1.53	1.59
1	AA	356	A	C5-C6	-6.55	1.35	1.41
35	BA	2158	A	C5-C4	-6.55	1.34	1.38
35	BA	382	G	C4'-C3'	-6.55	1.46	1.53
35	BA	660	G	C4'-C3'	-6.55	1.46	1.53
1	AA	255	G	N3-C4	-6.54	1.30	1.35
1	AA	726	C	P-O5'	-6.54	1.53	1.59
1	AA	1082	G	N1-C2	-6.54	1.32	1.37
35	BA	836	G	C5-C6	-6.54	1.35	1.42

Continued on next page...

Continued from previous page...

Mol	Chain	Res	Type	Atoms	Z	Observed(Å)	Ideal(Å)
35	BA	271(O)	C	C2-O2	-6.54	1.18	1.24
35	BA	563	G	C8-N7	-6.54	1.27	1.30
35	BA	865	C	N1-C6	-6.54	1.33	1.37
35	BA	2452	C	C2-O2	-6.54	1.18	1.24
1	AA	524	G	C6-O6	-6.54	1.18	1.24
1	AA	800	G	C2-N3	-6.54	1.27	1.32
1	AA	457	C	C2-N3	6.54	1.41	1.35
1	AA	527	G	N3-C4	-6.54	1.30	1.35
1	AA	603	U	C4-C5	-6.54	1.37	1.43
1	AA	656	C	C2-N3	-6.54	1.30	1.35
1	AA	1300	G	N9-C8	-6.54	1.33	1.37
35	BA	271(S)	G	N9-C8	-6.54	1.33	1.37
35	BA	2846	G	N9-C8	-6.54	1.33	1.37
22	AV	34	C	N1-C6	-6.54	1.33	1.37
1	AA	787	A	N3-C4	-6.53	1.30	1.34
1	AA	1238	A	C6-N6	-6.53	1.28	1.33
1	AA	1398	A	C5'-C4'	-6.53	1.43	1.51
35	BA	92	A	C4'-C3'	-6.53	1.46	1.53
35	BA	865	C	C4'-C3'	-6.53	1.46	1.53
35	BA	1183	G	N9-C8	-6.53	1.33	1.37
35	BA	1902	C	O3'-P	-6.53	1.53	1.61
35	BA	2336	A	N1-C2	-6.53	1.28	1.34
1	AA	1271	G	N1-C2	-6.53	1.32	1.37
35	BA	2529	G	C6-N1	-6.53	1.34	1.39
1	AA	1201	A	C6-N1	-6.53	1.30	1.35
35	BA	412	A	C2-N3	-6.53	1.27	1.33
35	BA	2118	U	C4-C5	6.53	1.49	1.43
35	BA	2827	C	P-O5'	-6.53	1.53	1.59
1	AA	1341	U	N1-C6	-6.53	1.32	1.38
1	AA	1173	G	N7-C5	-6.53	1.35	1.39
35	BA	990	A	N7-C5	-6.53	1.35	1.39
35	BA	1692	U	C2-N3	-6.53	1.33	1.37
35	BA	2255	G	C2-N2	-6.53	1.28	1.34
1	AA	291	C	C4-N4	-6.52	1.28	1.33
1	AA	426	G	N9-C8	-6.52	1.33	1.37
1	AA	926	G	N9-C8	-6.52	1.33	1.37
35	BA	96	G	C2-N3	-6.52	1.27	1.32
35	BA	251	A	C5-C4	-6.52	1.34	1.38
35	BA	947	G	C5-C4	-6.52	1.33	1.38
35	BA	1127	A	C5-C4	-6.52	1.34	1.38
1	AA	147	G	N1-C2	-6.52	1.32	1.37
35	BA	981	A	N3-C4	-6.52	1.30	1.34

Continued on next page...

Continued from previous page...

Mol	Chain	Res	Type	Atoms	Z	Observed(Å)	Ideal(Å)
1	AA	24	U	C2-N3	-6.52	1.33	1.37
1	AA	1461	G	C6-N1	-6.52	1.34	1.39
35	BA	1304	C	C4-N4	-6.52	1.28	1.33
35	BA	1555	G	N9-C4	-6.52	1.32	1.38
35	BA	2577	A	N9-C4	-6.52	1.33	1.37
1	AA	364	A	C4'-C3'	-6.52	1.46	1.53
1	AA	1107	C	N1-C6	-6.52	1.33	1.37
1	AA	1164	G	C8-N7	-6.52	1.27	1.30
35	BA	387	U	C2-O2	-6.52	1.16	1.22
35	BA	600	G	C6-O6	-6.52	1.18	1.24
35	BA	1672	C	N3-C4	-6.52	1.29	1.33
35	BA	401	A	N7-C5	6.52	1.43	1.39
35	BA	2430	A	C8-N7	-6.52	1.26	1.31
35	BA	953	A	C5-C6	-6.51	1.35	1.41
35	BA	2238	G	C6-N1	-6.51	1.34	1.39
1	AA	384	G	C6-O6	-6.51	1.18	1.24
1	AA	690	G	N9-C4	-6.51	1.32	1.38
1	AA	886	G	N9-C4	-6.51	1.32	1.38
35	BA	13	A	C8-N7	-6.51	1.26	1.31
35	BA	518	G	N1-C2	-6.51	1.32	1.37
35	BA	1375	C	C3'-C2'	-6.51	1.45	1.52
35	BA	2817	G	C5'-C4'	-6.51	1.43	1.51
1	AA	604	G	C8-N7	-6.51	1.27	1.30
1	AA	688	G	C8-N7	-6.51	1.27	1.30
1	AA	1133	G	C4'-C3'	-6.51	1.46	1.53
35	BA	363(E)	U	C2'-O2'	-6.51	1.33	1.41
35	BA	2356	C	C4-C5	-6.51	1.37	1.43
35	BA	2861	G	C8-N7	-6.51	1.27	1.30
1	AA	924	C	C5-C6	-6.51	1.29	1.34
1	AA	1110	A	N3-C4	-6.51	1.30	1.34
35	BA	590	A	N9-C4	-6.51	1.33	1.37
1	AA	99	U	N1-C6	-6.51	1.32	1.38
1	AA	189	G	N1-C2	-6.51	1.32	1.37
35	BA	707	G	N3-C4	-6.51	1.30	1.35
35	BA	2040	C	C4-C5	-6.51	1.37	1.43
22	AV	59	A	C8-N7	-6.50	1.26	1.31
35	BA	1029	A	C8-N7	-6.50	1.26	1.31
36	BB	15	A	C8-N7	-6.50	1.26	1.31
35	BA	395	U	C5-C6	-6.50	1.28	1.34
35	BA	1633	G	C8-N7	-6.50	1.27	1.30
1	AA	482	A	N3-C4	-6.50	1.30	1.34
1	AA	939	G	N9-C8	-6.50	1.33	1.37

Continued on next page...

Continued from previous page...

Mol	Chain	Res	Type	Atoms	Z	Observed(Å)	Ideal(Å)
1	AA	1079	G	N3-C4	-6.50	1.30	1.35
1	AA	1326	C	C5-C6	6.50	1.39	1.34
35	BA	507	A	N3-C4	-6.50	1.30	1.34
35	BA	1552	G	C5-C4	-6.50	1.33	1.38
35	BA	2483	C	C4-C5	-6.50	1.37	1.43
1	AA	432	A	N1-C2	-6.50	1.28	1.34
1	AA	758	G	C2-N2	-6.50	1.28	1.34
35	BA	675	A	N1-C2	-6.50	1.28	1.34
35	BA	1917	U	C4'-C3'	-6.50	1.46	1.53
35	BA	271(T)	C	C4'-C3'	-6.50	1.46	1.53
35	BA	1562	A	P-O5'	-6.50	1.53	1.59
1	AA	991	U	C4-O4	-6.50	1.18	1.23
1	AA	193	C	C2-O2	-6.49	1.18	1.24
1	AA	295	C	C4-N4	-6.49	1.28	1.33
1	AA	1359	C	N1-C6	-6.49	1.33	1.37
35	BA	86	C	C5-C6	-6.49	1.29	1.34
35	BA	1463	C	P-O5'	-6.49	1.53	1.59
35	BA	333	G	C8-N7	6.49	1.34	1.30
1	AA	654	G	N9-C8	-6.49	1.33	1.37
35	BA	57	C	C4'-C3'	-6.49	1.46	1.53
35	BA	763	G	C5-C6	-6.49	1.35	1.42
35	BA	923	C	N1-C2	-6.49	1.33	1.40
35	BA	938	G	C5-C4	-6.49	1.33	1.38
35	BA	1154	G	C8-N7	-6.49	1.27	1.30
35	BA	2449	U	N1-C6	-6.49	1.32	1.38
1	AA	129(A)	G	C6-N1	-6.49	1.35	1.39
35	BA	2280	G	C4'-C3'	-6.49	1.46	1.53
1	AA	1225	A	C5-C6	-6.49	1.35	1.41
35	BA	196	A	C5-C6	-6.49	1.35	1.41
35	BA	872	A	C5-C6	-6.49	1.35	1.41
1	AA	111	G	C8-N7	-6.48	1.27	1.30
35	BA	2567	G	C4'-C3'	-6.48	1.46	1.53
1	AA	1277	C	C3'-C2'	-6.48	1.45	1.52
22	AV	16	C	C4-C5	6.48	1.48	1.43
35	BA	718	A	N9-C8	-6.48	1.32	1.37
35	BA	1206	G	N7-C5	-6.48	1.35	1.39
35	BA	1527	G	P-O5'	-6.48	1.53	1.59
35	BA	2160	G	N7-C5	-6.48	1.35	1.39
35	BA	2308	G	C6-N1	-6.48	1.35	1.39
35	BA	2753	A	N9-C4	-6.48	1.33	1.37
1	AA	98	G	C5-C4	-6.48	1.33	1.38
35	BA	495	G	C5-C4	-6.48	1.33	1.38

Continued on next page...

Continued from previous page...

Mol	Chain	Res	Type	Atoms	Z	Observed(Å)	Ideal(Å)
35	BA	797	C	C4-N4	-6.48	1.28	1.33
46	BO	68	GLU	CD-OE1	-6.48	1.18	1.25
1	AA	521	G	N3-C4	-6.48	1.30	1.35
35	BA	2279	G	N9-C8	-6.48	1.33	1.37
35	BA	264	C	C2-O2	-6.48	1.18	1.24
35	BA	2268	A	C8-N7	-6.48	1.27	1.31
22	AV	17(A)	U	C2-N3	-6.48	1.33	1.37
35	BA	837	C	C5'-C4'	-6.48	1.43	1.51
35	BA	2572	A	O5'-C5'	-6.48	1.32	1.42
1	AA	635	G	N1-C2	-6.47	1.32	1.37
1	AA	1297	C	N1-C6	-6.47	1.33	1.37
35	BA	19	C	C4-C5	-6.47	1.37	1.43
35	BA	247	G	N7-C5	-6.47	1.35	1.39
35	BA	271(T)	C	C2-O2	-6.47	1.18	1.24
35	BA	419	C	C5-C6	-6.47	1.29	1.34
35	BA	1232	G	C6-N1	6.47	1.44	1.39
35	BA	1631	C	N1-C2	-6.47	1.33	1.40
35	BA	1975	G	N9-C8	-6.47	1.33	1.37
35	BA	1995	U	C4-O4	-6.47	1.18	1.23
35	BA	2577	A	C5-C4	6.47	1.43	1.38
35	BA	570	G	N9-C4	-6.47	1.32	1.38
35	BA	243	U	C4'-C3'	-6.47	1.46	1.53
35	BA	2012	G	C8-N7	-6.47	1.27	1.30
35	BA	2111	C	N1-C2	-6.47	1.33	1.40
1	AA	933	G	N7-C5	-6.47	1.35	1.39
1	AA	1377	A	N7-C5	-6.47	1.35	1.39
35	BA	885	C	P-O5'	-6.47	1.53	1.59
35	BA	1608	A	N3-C4	-6.47	1.30	1.34
35	BA	2537	U	C3'-O3'	-6.47	1.33	1.42
35	BA	2787	C	P-O5'	-6.47	1.53	1.59
1	AA	61	G	N9-C4	-6.47	1.32	1.38
35	BA	272(A)	U	C4'-C3'	-6.47	1.46	1.53
1	AA	1077	G	C6-N1	-6.47	1.35	1.39
1	AA	1295	G	C6-N1	-6.47	1.35	1.39
1	AA	1465	C	N3-C4	-6.47	1.29	1.33
35	BA	856	C	P-O5'	-6.47	1.53	1.59
35	BA	2219	G	C8-N7	6.47	1.34	1.30
35	BA	2420	C	N3-C4	-6.47	1.29	1.33
1	AA	1124	G	C8-N7	-6.46	1.27	1.30
1	AA	1506	U	C5-C6	-6.46	1.28	1.34
35	BA	213	A	N3-C4	6.46	1.38	1.34
35	BA	2135	A	N1-C2	-6.46	1.28	1.34

Continued on next page...

Continued from previous page...

Mol	Chain	Res	Type	Atoms	Z	Observed(Å)	Ideal(Å)
35	BA	282	A	N3-C4	-6.46	1.30	1.34
35	BA	828	U	C4-O4	-6.46	1.18	1.23
35	BA	2488	A	C2-N3	-6.46	1.27	1.33
1	AA	1163	C	N1-C6	-6.46	1.33	1.37
35	BA	746	A	C8-N7	-6.46	1.27	1.31
35	BA	2079	U	C2-N3	-6.46	1.33	1.37
36	BB	74	U	C2-N3	-6.46	1.33	1.37
35	BA	2198	A	C5-C4	-6.46	1.34	1.38
35	BA	2485	G	C8-N7	-6.46	1.27	1.30
35	BA	2525	G	C4'-C3'	-6.46	1.46	1.53
35	BA	2001	A	N3-C4	-6.46	1.30	1.34
35	BA	2170	A	P-O5'	-6.46	1.53	1.59
35	BA	2691	C	N1-C6	6.46	1.41	1.37
1	AA	511	C	N1-C6	-6.46	1.33	1.37
1	AA	431	A	C5-C6	-6.45	1.35	1.41
1	AA	667	G	C5-C6	-6.45	1.35	1.42
1	AA	974	A	C5-C6	-6.45	1.35	1.41
35	BA	191	A	N9-C4	-6.45	1.33	1.37
1	AA	22	G	C8-N7	-6.45	1.27	1.30
1	AA	687	A	N7-C5	-6.45	1.35	1.39
22	AV	12	G	N7-C5	-6.45	1.35	1.39
35	BA	45	C	C2-O2	-6.45	1.18	1.24
35	BA	61	G	N7-C5	-6.45	1.35	1.39
35	BA	275	G	P-O5'	-6.45	1.53	1.59
35	BA	471	A	N7-C5	-6.45	1.35	1.39
35	BA	1422	G	C6-N1	-6.45	1.35	1.39
35	BA	2208	A	N7-C5	-6.45	1.35	1.39
36	BB	28	C	C5-C6	-6.45	1.29	1.34
1	AA	1052	U	C4-O4	-6.45	1.18	1.23
35	BA	601	C	C2-N3	-6.45	1.30	1.35
35	BA	2261	C	C2-N3	-6.45	1.30	1.35
35	BA	307	G	C6-O6	-6.45	1.18	1.24
35	BA	1001	A	C5-C6	-6.45	1.35	1.41
35	BA	1060	U	C2-N3	-6.44	1.33	1.37
1	AA	1123	A	C8-N7	-6.44	1.27	1.31
35	BA	2747	G	C6-O6	-6.44	1.18	1.24
35	BA	968	G	N3-C4	-6.44	1.30	1.35
1	AA	453	A	C6-N6	6.44	1.39	1.33
1	AA	661	G	C8-N7	-6.44	1.27	1.30
1	AA	1457	G	C8-N7	-6.44	1.27	1.30
35	BA	96	G	C8-N7	-6.44	1.27	1.30
35	BA	1294	U	C2-N3	-6.44	1.33	1.37

Continued on next page...

Continued from previous page...

Mol	Chain	Res	Type	Atoms	Z	Observed(Å)	Ideal(Å)
35	BA	1354	A	C8-N7	-6.44	1.27	1.31
35	BA	1541	G	C5-C6	-6.44	1.35	1.42
35	BA	1642	G	C5-C4	-6.44	1.33	1.38
35	BA	1773	A	C8-N7	-6.44	1.27	1.31
1	AA	535	A	C5-C4	-6.44	1.34	1.38
35	BA	285	C	N1-C6	-6.44	1.33	1.37
35	BA	1174	A	C5-C4	-6.44	1.34	1.38
35	BA	1802	A	C6-N6	-6.44	1.28	1.33
1	AA	887	G	N9-C4	-6.43	1.32	1.38
1	AA	1175	G	C4'-C3'	-6.43	1.46	1.53
1	AA	324	G	N7-C5	-6.43	1.35	1.39
1	AA	897	C	C2-N3	-6.43	1.30	1.35
1	AA	1246	C	C4-C5	-6.43	1.37	1.43
1	AA	1290	G	C2-N2	-6.43	1.28	1.34
35	BA	1108	U	C2'-O2'	-6.43	1.33	1.41
35	BA	1428	C	C2-N3	-6.43	1.30	1.35
35	BA	1745(A)	C	C4-C5	-6.43	1.37	1.43
35	BA	1959	G	N7-C5	-6.43	1.35	1.39
35	BA	2614	A	N7-C5	-6.43	1.35	1.39
1	AA	59	A	N9-C8	-6.43	1.32	1.37
1	AA	958	A	N3-C4	-6.43	1.30	1.34
1	AA	977	A	C6-N6	-6.43	1.28	1.33
35	BA	1610	A	C6-N6	-6.43	1.28	1.33
35	BA	2179	C	C5-C6	-6.43	1.29	1.34
35	BA	2509	G	C8-N7	-6.43	1.27	1.30
1	AA	257	G	N3-C4	-6.43	1.30	1.35
1	AA	423	G	N3-C4	-6.43	1.30	1.35
35	BA	567	A	N9-C8	6.43	1.42	1.37
35	BA	879	G	N3-C4	-6.43	1.30	1.35
35	BA	2354	G	N3-C4	-6.43	1.30	1.35
1	AA	1208	C	C2-N3	-6.43	1.30	1.35
35	BA	71	A	C2-N3	-6.43	1.27	1.33
1	AA	101	A	N9-C4	-6.43	1.33	1.37
1	AA	976	G	C6-O6	6.43	1.29	1.24
35	BA	940	G	N1-C2	-6.43	1.32	1.37
35	BA	1009	A	N7-C5	-6.43	1.35	1.39
35	BA	1671	U	N3-C4	6.43	1.44	1.38
35	BA	2588	G	N1-C2	-6.43	1.32	1.37
35	BA	2651	C	C5-C6	-6.43	1.29	1.34
35	BA	2758	A	N9-C4	-6.43	1.33	1.37
1	AA	250	A	P-O5'	-6.42	1.53	1.59
1	AA	1044	A	N1-C2	-6.42	1.28	1.34

Continued on next page...

Continued from previous page...

Mol	Chain	Res	Type	Atoms	Z	Observed(Å)	Ideal(Å)
1	AA	1180	A	N3-C4	-6.42	1.30	1.34
1	AA	911	U	N1-C6	-6.42	1.32	1.38
35	BA	1575	C	N3-C4	-6.42	1.29	1.33
1	AA	577	G	C4'-O4'	-6.42	1.37	1.45
1	AA	1243	C	C4-N4	-6.42	1.28	1.33
35	BA	482	A	C1'-N9	-6.42	1.37	1.46
35	BA	1143	A	C6-N1	-6.42	1.31	1.35
35	BA	1535	A	C8-N7	-6.42	1.27	1.31
1	AA	721	G	C8-N7	-6.42	1.27	1.30
1	AA	1401	G	C8-N7	-6.42	1.27	1.30
35	BA	45	C	O4'-C1'	-6.42	1.33	1.41
35	BA	1004	C	C2'-C1'	-6.42	1.46	1.53
35	BA	1346	G	C2'-C1'	-6.42	1.46	1.53
35	BA	1768	U	P-O5'	-6.42	1.53	1.59
35	BA	2670	A	N3-C4	-6.42	1.30	1.34
1	AA	1178	G	C5-C4	-6.42	1.33	1.38
35	BA	1920	C	N1-C6	-6.42	1.33	1.37
1	AA	955	U	C4-O4	-6.42	1.18	1.23
35	BA	860	U	C4-O4	-6.42	1.18	1.23
35	BA	1784	A	P-O5'	-6.41	1.53	1.59
22	AV	5	G	C8-N7	-6.41	1.27	1.30
35	BA	90	U	C4'-C3'	-6.41	1.46	1.53
1	AA	311	C	C4-N4	-6.41	1.28	1.33
35	BA	288	C	C4-N4	-6.41	1.28	1.33
35	BA	318	C	N1-C6	-6.41	1.33	1.37
35	BA	428	A	C5-C4	-6.41	1.34	1.38
35	BA	1514	U	N3-C4	-6.41	1.32	1.38
35	BA	2827	C	N1-C6	-6.41	1.33	1.37
1	AA	624	C	N1-C6	6.41	1.41	1.37
1	AA	971	G	N3-C4	-6.41	1.30	1.35
1	AA	1392	G	C2-N2	-6.41	1.28	1.34
35	BA	1283	G	N9-C8	-6.41	1.33	1.37
1	AA	379	C	C2'-C1'	-6.41	1.46	1.53
36	BB	56	G	N7-C5	-6.41	1.35	1.39
1	AA	1076	C	N1-C6	-6.41	1.33	1.37
35	BA	110	G	C5-C4	-6.41	1.33	1.38
35	BA	284	U	N1-C2	6.41	1.44	1.38
35	BA	803	U	C4-C5	-6.41	1.37	1.43
35	BA	1013	C	N1-C6	-6.41	1.33	1.37
35	BA	1067	A	N3-C4	-6.41	1.31	1.34
35	BA	2635	C	N1-C6	-6.41	1.33	1.37
35	BA	651	G	C6-O6	-6.40	1.18	1.24

Continued on next page...

Continued from previous page...

Mol	Chain	Res	Type	Atoms	Z	Observed(Å)	Ideal(Å)
36	BB	42	C	C2-N3	-6.40	1.30	1.35
1	AA	55	A	C6-N1	-6.40	1.31	1.35
1	AA	786	G	C6-N1	-6.40	1.35	1.39
35	BA	88	G	C6-N1	-6.40	1.35	1.39
35	BA	412	A	C6-N6	-6.40	1.28	1.33
35	BA	531	C	C4-N4	-6.40	1.28	1.33
1	AA	1014	A	N7-C5	-6.40	1.35	1.39
1	AA	1071	C	C4-C5	-6.40	1.37	1.43
35	BA	271(Y)	U	P-O5'	-6.40	1.53	1.59
35	BA	410	G	C3'-C2'	-6.40	1.45	1.52
35	BA	1850	G	P-O5'	-6.40	1.53	1.59
1	AA	1251	A	N1-C2	-6.40	1.28	1.34
35	BA	471	A	N3-C4	-6.40	1.31	1.34
35	BA	1762	A	N3-C4	-6.40	1.31	1.34
35	BA	2461	C	C4'-C3'	-6.40	1.46	1.53
1	AA	487	A	C6-N6	-6.40	1.28	1.33
1	AA	529	G	N3-C4	6.40	1.40	1.35
22	AV	72	A	N9-C8	-6.40	1.32	1.37
35	BA	654(O)	G	N9-C4	-6.40	1.32	1.38
35	BA	701	G	N3-C4	-6.40	1.30	1.35
35	BA	2102	U	N1-C6	6.40	1.43	1.38
35	BA	2349	G	C2-N2	-6.40	1.28	1.34
35	BA	2666	C	C3'-C2'	-6.40	1.45	1.52
1	AA	263	A	C5-C4	-6.39	1.34	1.38
35	BA	190	A	C5-C4	-6.39	1.34	1.38
1	AA	573	A	C8-N7	-6.39	1.27	1.31
35	BA	311	A	C8-N7	-6.39	1.27	1.31
35	BA	794	G	N9-C8	-6.39	1.33	1.37
35	BA	2388	A	N7-C5	6.39	1.43	1.39
35	BA	2498	C	C4-C5	-6.39	1.37	1.43
1	AA	608	A	N1-C2	-6.39	1.28	1.34
35	BA	1248	G	C5'-C4'	-6.39	1.43	1.51
1	AA	474	G	C5-C4	-6.39	1.33	1.38
1	AA	869	G	N7-C5	-6.39	1.35	1.39
1	AA	1409	C	C2-N3	-6.39	1.30	1.35
1	AA	1495	U	C5-C6	-6.39	1.28	1.34
22	AV	8	U	C4-C5	-6.39	1.37	1.43
35	BA	182	A	N7-C5	-6.39	1.35	1.39
35	BA	893	C	C2-N3	-6.39	1.30	1.35
1	AA	280	C	P-O5'	-6.39	1.53	1.59
1	AA	665	A	N3-C4	-6.39	1.31	1.34
1	AA	715	A	C4'-C3'	-6.39	1.46	1.53

Continued on next page...

Continued from previous page...

Mol	Chain	Res	Type	Atoms	Z	Observed(Å)	Ideal(Å)
35	BA	143	G	C8-N7	6.39	1.34	1.30
35	BA	718	A	N3-C4	-6.39	1.31	1.34
35	BA	1791	A	C4'-C3'	-6.39	1.46	1.53
35	BA	2483	C	N1-C6	-6.39	1.33	1.37
36	BB	59	A	N3-C4	-6.39	1.31	1.34
22	AV	12	G	C8-N7	-6.38	1.27	1.30
35	BA	32	C	C2-N3	-6.38	1.30	1.35
35	BA	271(F)	C	N3-C4	-6.38	1.29	1.33
35	BA	923	C	C4'-C3'	-6.38	1.46	1.53
35	BA	1430	C	C2-N3	-6.38	1.30	1.35
35	BA	2492	U	O3'-P	-6.38	1.53	1.61
35	BA	2730	C	O3'-P	-6.38	1.53	1.61
23	AX	16	A	C6-N6	-6.38	1.28	1.33
35	BA	883	G	N7-C5	-6.38	1.35	1.39
35	BA	796	C	C2'-C1'	-6.38	1.46	1.53
35	BA	1693	U	N1-C6	-6.38	1.32	1.38
35	BA	2056	G	C2'-C1'	-6.38	1.46	1.53
35	BA	2155	G	C2-N2	-6.38	1.28	1.34
35	BA	2307	G	C2-N2	-6.38	1.28	1.34
35	BA	2691	C	N1-C2	-6.38	1.33	1.40
1	AA	446	G	C6-O6	-6.38	1.18	1.24
1	AA	658	G	C6-O6	-6.38	1.18	1.24
1	AA	749	C	C2-O2	-6.38	1.18	1.24
22	AV	41	C	C2-O2	-6.38	1.18	1.24
35	BA	2294	C	C4-N4	-6.38	1.28	1.33
35	BA	370	G	C8-N7	-6.38	1.27	1.30
35	BA	438	G	C8-N7	-6.38	1.27	1.30
35	BA	650	C	C4-C5	-6.38	1.37	1.43
35	BA	1384	A	C5-C4	6.38	1.43	1.38
35	BA	2061	G	C8-N7	-6.38	1.27	1.30
35	BA	2224	G	C8-N7	-6.38	1.27	1.30
35	BA	2391	G	C8-N7	-6.38	1.27	1.30
35	BA	1994	C	C5-C6	-6.38	1.29	1.34
35	BA	839	U	P-O5'	-6.38	1.53	1.59
1	AA	973	G	C2-N3	-6.37	1.27	1.32
1	AA	1063	C	C3'-C2'	-6.37	1.45	1.52
35	BA	274	G	N1-C2	-6.37	1.32	1.37
35	BA	1214	A	C5-C4	6.37	1.43	1.38
1	AA	952	U	P-O5'	-6.37	1.53	1.59
22	AV	56	C	C4'-C3'	-6.37	1.46	1.53
35	BA	514	A	C5-C4	-6.37	1.34	1.38
35	BA	1893	C	C4-N4	-6.37	1.28	1.33

Continued on next page...

Continued from previous page...

Mol	Chain	Res	Type	Atoms	Z	Observed(Å)	Ideal(Å)
22	AV	18	G	C3'-C2'	-6.37	1.45	1.52
35	BA	1354	A	C5-C6	-6.37	1.35	1.41
35	BA	1784	A	N9-C8	-6.37	1.32	1.37
1	AA	1213	A	C6-N6	-6.37	1.28	1.33
1	AA	1395	C	C4'-C3'	-6.37	1.46	1.53
2	AB	170	GLU	CD-OE2	-6.37	1.18	1.25
35	BA	2026	C	C5'-C4'	-6.37	1.43	1.51
35	BA	2298	A	N3-C4	-6.37	1.31	1.34
35	BA	2320	A	C5-C4	-6.37	1.34	1.38
1	AA	350	G	C6-N1	-6.37	1.35	1.39
35	BA	1980	G	C6-N1	-6.37	1.35	1.39
22	AV	8	U	C2-O2	-6.36	1.16	1.22
35	BA	1784	A	C6-N6	-6.36	1.28	1.33
35	BA	1503	U	C4-O4	-6.36	1.18	1.23
35	BA	1783	A	P-O5'	-6.36	1.53	1.59
1	AA	245	C	N1-C6	-6.36	1.33	1.37
35	BA	1468	C	C2-O2	-6.36	1.18	1.24
1	AA	584	G	C8-N7	-6.36	1.27	1.30
35	BA	131	G	N3-C4	-6.36	1.30	1.35
35	BA	1348	G	C8-N7	-6.36	1.27	1.30
35	BA	2529	G	C4'-C3'	-6.36	1.46	1.53
36	BB	50	G	C8-N7	-6.36	1.27	1.30
1	AA	559	A	N7-C5	-6.36	1.35	1.39
1	AA	659	U	N1-C2	-6.36	1.32	1.38
1	AA	694	A	N7-C5	-6.36	1.35	1.39
1	AA	814	A	N7-C5	-6.36	1.35	1.39
1	AA	928	G	C5-C4	-6.36	1.33	1.38
1	AA	949	A	C6-N6	-6.36	1.28	1.33
35	BA	1370	C	N3-C4	-6.36	1.29	1.33
35	BA	2692	C	C5-C6	-6.36	1.29	1.34
1	AA	296	U	N3-C4	-6.36	1.32	1.38
1	AA	929	G	C6-N1	-6.36	1.35	1.39
1	AA	1155	G	C6-N1	-6.36	1.35	1.39
35	BA	495	G	N9-C4	-6.36	1.32	1.38
35	BA	587	C	N1-C6	-6.36	1.33	1.37
35	BA	2301	C	N1-C6	-6.36	1.33	1.37
35	BA	1722	A	C2'-C1'	-6.35	1.46	1.53
35	BA	2692	C	C4-N4	-6.35	1.28	1.33
1	AA	66	G	N7-C5	-6.35	1.35	1.39
1	AA	383	A	C6-N6	-6.35	1.28	1.33
1	AA	387	U	C2-N3	-6.35	1.33	1.37
35	BA	2349	G	C5-C6	-6.35	1.35	1.42

Continued on next page...

Continued from previous page...

Mol	Chain	Res	Type	Atoms	Z	Observed(Å)	Ideal(Å)
35	BA	2414	G	C8-N7	-6.35	1.27	1.30
1	AA	566	G	C5-C4	-6.35	1.33	1.38
1	AA	944	G	N9-C8	-6.35	1.33	1.37
22	AV	64	G	C6-N1	-6.35	1.35	1.39
35	BA	1834	U	P-O5'	-6.35	1.53	1.59
35	BA	2880	C	C4-N4	-6.35	1.28	1.33
23	AX	14	A	C6-N6	6.35	1.39	1.33
35	BA	1330	C	C4-C5	-6.35	1.37	1.43
35	BA	1823	G	C6-O6	-6.35	1.18	1.24
35	BA	1923	U	C2-N3	-6.35	1.33	1.37
35	BA	2434	A	N3-C4	-6.35	1.31	1.34
1	AA	361	G	N1-C2	-6.35	1.32	1.37
35	BA	508	G	C5-C4	-6.35	1.33	1.38
35	BA	654(S)	G	C8-N7	-6.35	1.27	1.30
35	BA	692	C	C2-N3	-6.35	1.30	1.35
35	BA	1309	G	C8-N7	-6.35	1.27	1.30
35	BA	2774	C	N1-C6	6.34	1.41	1.37
35	BA	2822	G	C6-O6	-6.34	1.18	1.24
35	BA	2848	G	C8-N7	6.34	1.34	1.30
1	AA	446	G	N3-C4	-6.34	1.31	1.35
1	AA	494	U	C4-O4	-6.34	1.18	1.23
1	AA	678	U	C2-N3	-6.34	1.33	1.37
35	BA	299	A	C2-N3	-6.34	1.27	1.33
35	BA	400	G	N1-C2	-6.34	1.32	1.37
35	BA	1149	G	C5'-C4'	-6.34	1.43	1.51
35	BA	2154	G	N3-C4	-6.34	1.31	1.35
1	AA	836	G	N7-C5	-6.34	1.35	1.39
1	AA	1529	G	C6-N1	-6.34	1.35	1.39
35	BA	240	G	C6-N1	-6.34	1.35	1.39
35	BA	2892	A	N7-C5	-6.34	1.35	1.39
1	AA	116	A	C6-N1	-6.34	1.31	1.35
1	AA	969	A	C6-N1	-6.34	1.31	1.35
1	AA	1078	U	C4-O4	-6.34	1.18	1.23
1	AA	1135	U	C4'-C3'	-6.34	1.46	1.53
23	AX	13	A	C8-N7	-6.34	1.27	1.31
35	BA	1209	G	C8-N7	6.34	1.34	1.30
1	AA	939	G	C5-C4	-6.33	1.33	1.38
1	AA	537	G	N7-C5	-6.33	1.35	1.39
1	AA	607	A	C5-C6	-6.33	1.35	1.41
1	AA	868	C	N3-C4	-6.33	1.29	1.33
2	AB	52	GLU	CD-OE1	-6.33	1.18	1.25
35	BA	536	A	N7-C5	-6.33	1.35	1.39

Continued on next page...

Continued from previous page...

Mol	Chain	Res	Type	Atoms	Z	Observed(Å)	Ideal(Å)
35	BA	400	G	N3-C4	-6.33	1.31	1.35
35	BA	1421	G	C2'-C1'	-6.33	1.46	1.53
35	BA	1949	G	N1-C2	-6.33	1.32	1.37
35	BA	2751	G	N9-C4	6.33	1.43	1.38
35	BA	2878	U	C2-N3	-6.33	1.33	1.37
1	AA	1072	G	C8-N7	6.33	1.34	1.30
35	BA	1401	G	C2-N3	-6.33	1.27	1.32
35	BA	1426	G	C5-C4	-6.33	1.33	1.38
1	AA	798	G	N9-C8	-6.33	1.33	1.37
1	AA	1368	G	C4'-C3'	-6.33	1.46	1.53
35	BA	778	G	N9-C8	-6.33	1.33	1.37
35	BA	1140	C	P-O5'	-6.33	1.53	1.59
35	BA	1558	A	N3-C4	-6.33	1.31	1.34
35	BA	2791	C	N3-C4	-6.33	1.29	1.33
36	BB	47	C	C2-O2	-6.33	1.18	1.24
35	BA	983	A	C6-N1	-6.33	1.31	1.35
35	BA	2810	A	N7-C5	-6.33	1.35	1.39
1	AA	861	G	C2-N3	-6.33	1.27	1.32
1	AA	976	G	N3-C4	-6.33	1.31	1.35
1	AA	1268	A	C8-N7	-6.33	1.27	1.31
35	BA	925	C	P-O5'	-6.33	1.53	1.59
35	BA	2305	A	C8-N7	-6.33	1.27	1.31
1	AA	186	C	C3'-C2'	-6.32	1.45	1.52
1	AA	542	G	P-O5'	-6.32	1.53	1.59
1	AA	629	G	C6-N1	-6.32	1.35	1.39
35	BA	239	U	P-O5'	-6.32	1.53	1.59
35	BA	2013	A	P-O5'	-6.32	1.53	1.59
35	BA	2523	G	C5-C6	-6.32	1.36	1.42
1	AA	340	U	C2-N3	6.32	1.42	1.37
1	AA	755	G	N9-C4	-6.32	1.32	1.38
35	BA	858	U	O4'-C1'	-6.32	1.33	1.41
1	AA	161	A	N7-C5	-6.32	1.35	1.39
1	AA	1228	C	N1-C2	-6.32	1.33	1.40
35	BA	871	U	C4'-C3'	-6.32	1.46	1.53
35	BA	1274	A	N9-C4	-6.32	1.34	1.37
35	BA	2308	G	N3-C4	-6.32	1.31	1.35
35	BA	2351	G	N3-C4	-6.32	1.31	1.35
35	BA	2426	A	C6-N1	6.32	1.40	1.35
35	BA	1450(A)	C	C5-C6	-6.32	1.29	1.34
35	BA	1582	C	C5-C6	-6.32	1.29	1.34
35	BA	1765	C	C2-N3	-6.32	1.30	1.35
35	BA	2861	G	C6-N1	-6.32	1.35	1.39

Continued on next page...

Continued from previous page...

Mol	Chain	Res	Type	Atoms	Z	Observed(Å)	Ideal(Å)
1	AA	544	G	N3-C4	-6.32	1.31	1.35
35	BA	1630	G	N3-C4	-6.32	1.31	1.35
35	BA	2272	U	C2-N3	-6.32	1.33	1.37
1	AA	189(A)	C	C5-C6	-6.31	1.29	1.34
1	AA	1219	U	C4-C5	-6.31	1.37	1.43
35	BA	1104	C	C2-N3	-6.31	1.30	1.35
1	AA	325	A	N3-C4	-6.31	1.31	1.34
1	AA	441	A	C2-N3	-6.31	1.27	1.33
35	BA	489	G	N7-C5	-6.31	1.35	1.39
35	BA	1105	U	C2-N3	-6.31	1.33	1.37
35	BA	2154	G	C4'-C3'	-6.31	1.46	1.53
35	BA	2739	U	N1-C6	-6.31	1.32	1.38
1	AA	321	A	C5-C4	-6.31	1.34	1.38
1	AA	727	G	C2'-C1'	-6.31	1.46	1.53
35	BA	246	C	C2-N3	-6.31	1.30	1.35
35	BA	2433	A	C8-N7	-6.31	1.27	1.31
1	AA	317	G	C8-N7	-6.31	1.27	1.30
1	AA	791	G	C8-N7	-6.31	1.27	1.30
35	BA	309	G	C8-N7	-6.31	1.27	1.30
1	AA	181	G	C5-C6	-6.30	1.36	1.42
1	AA	1055	A	C6-N6	-6.30	1.28	1.33
35	BA	1001	A	N3-C4	-6.30	1.31	1.34
35	BA	1993	U	C4-O4	-6.30	1.18	1.23
1	AA	639	G	C5-C4	-6.30	1.33	1.38
35	BA	632	A	N9-C8	-6.30	1.32	1.37
35	BA	1740	G	C5-C4	-6.30	1.33	1.38
35	BA	1960	A	C3'-C2'	-6.30	1.45	1.52
35	BA	2033	A	C8-N7	-6.30	1.27	1.31
35	BA	2131	G	C6-N1	-6.30	1.35	1.39
35	BA	2223	G	C6-N1	-6.30	1.35	1.39
35	BA	2247	A	C8-N7	-6.30	1.27	1.31
35	BA	2752	C	N3-C4	-6.30	1.29	1.33
35	BA	2790	A	N7-C5	-6.30	1.35	1.39
35	BA	477	A	C4'-C3'	-6.30	1.46	1.53
35	BA	977	G	N3-C4	-6.30	1.31	1.35
35	BA	1035	U	C5-C6	-6.30	1.28	1.34
35	BA	2526	G	C8-N7	-6.30	1.27	1.30
22	AV	41	C	C4-N4	-6.30	1.28	1.33
1	AA	488	C	N3-C4	-6.30	1.29	1.33
1	AA	546	G	C6-N1	-6.30	1.35	1.39
35	BA	1076	C	N3-C4	-6.30	1.29	1.33
35	BA	2577	A	N3-C4	-6.30	1.31	1.34

Continued on next page...

Continued from previous page...

Mol	Chain	Res	Type	Atoms	Z	Observed(Å)	Ideal(Å)
35	BA	2878	U	P-O5'	-6.30	1.53	1.59
35	BA	678	C	C2'-C1'	-6.29	1.46	1.53
35	BA	1031	G	C8-N7	-6.29	1.27	1.30
35	BA	2694	G	C4'-C3'	-6.29	1.46	1.53
1	AA	404	U	N1-C6	-6.29	1.32	1.38
1	AA	1189	C	C5'-C4'	-6.29	1.43	1.51
35	BA	964	C	C4-C5	-6.29	1.38	1.43
35	BA	1929	G	C2-N3	-6.29	1.27	1.32
1	AA	525	C	C5'-C4'	-6.29	1.43	1.51
35	BA	2241	A	C6-N1	-6.29	1.31	1.35
35	BA	1797	C	N3-C4	-6.29	1.29	1.33
35	BA	1798	U	N1-C2	6.29	1.44	1.38
35	BA	2276	G	N9-C8	-6.29	1.33	1.37
35	BA	2807	G	N9-C8	-6.29	1.33	1.37
1	AA	1210	C	P-O5'	-6.28	1.53	1.59
1	AA	1319	A	C6-N1	-6.28	1.31	1.35
1	AA	1346	A	C6-N1	-6.28	1.31	1.35
35	BA	204	A	N7-C5	-6.28	1.35	1.39
35	BA	1577	C	C4-C5	-6.28	1.38	1.43
35	BA	1857	G	C5-C4	6.28	1.42	1.38
35	BA	2076	U	C4'-C3'	-6.28	1.46	1.53
35	BA	2243	U	C4-O4	-6.28	1.18	1.23
36	BB	110	G	P-O5'	-6.28	1.53	1.59
1	AA	200	G	N3-C4	-6.28	1.31	1.35
35	BA	219	G	N3-C4	-6.28	1.31	1.35
35	BA	1385	G	N3-C4	-6.28	1.31	1.35
1	AA	691	G	C8-N7	-6.28	1.27	1.30
35	BA	365	C	C2-O2	-6.28	1.18	1.24
1	AA	38	G	N9-C4	-6.28	1.32	1.38
1	AA	112	G	N9-C4	-6.28	1.32	1.38
1	AA	421	U	C2'-C1'	-6.28	1.46	1.53
35	BA	84	A	C8-N7	-6.28	1.27	1.31
35	BA	1165	U	C2'-O2'	-6.28	1.33	1.41
1	AA	19	C	C2-O2	6.28	1.30	1.24
1	AA	487	A	N7-C5	-6.28	1.35	1.39
1	AA	1268	A	N7-C5	-6.28	1.35	1.39
35	BA	2018	G	N7-C5	-6.28	1.35	1.39
35	BA	2051	A	P-OP2	-6.28	1.38	1.49
1	AA	359	U	N3-C4	-6.28	1.32	1.38
1	AA	969	A	C5-C4	-6.28	1.34	1.38
35	BA	895	U	C4-C5	-6.28	1.38	1.43
35	BA	1809	A	C6-N6	-6.28	1.28	1.33

Continued on next page...

Continued from previous page...

Mol	Chain	Res	Type	Atoms	Z	Observed(Å)	Ideal(Å)
35	BA	2362	G	P-O5'	-6.27	1.53	1.59
1	AA	267	C	N1-C2	-6.27	1.33	1.40
35	BA	156	U	C2-O2	6.27	1.27	1.22
35	BA	1244	G	N7-C5	-6.27	1.35	1.39
35	BA	1622	G	C8-N7	-6.27	1.27	1.30
35	BA	2020	A	N3-C4	-6.27	1.31	1.34
35	BA	2162	G	C4'-C3'	-6.27	1.46	1.53
1	AA	328	C	P-O5'	-6.27	1.53	1.59
35	BA	1425	G	C5-C4	-6.27	1.33	1.38
35	BA	2407	G	C5-C4	-6.27	1.33	1.38
1	AA	301	G	C6-N1	-6.27	1.35	1.39
1	AA	1048	G	C6-N1	-6.27	1.35	1.39
35	BA	2451	A	C6-N1	6.27	1.40	1.35
35	BA	2827	C	C5-C6	-6.27	1.29	1.34
1	AA	308	C	N1-C6	-6.27	1.33	1.37
1	AA	989	C	N3-C4	-6.27	1.29	1.33
1	AA	1485	U	N1-C6	-6.27	1.32	1.38
22	AV	12	G	N3-C4	-6.27	1.31	1.35
35	BA	2429	G	N3-C4	-6.27	1.31	1.35
1	AA	287	U	C2-O2	-6.26	1.16	1.22
1	AA	1035	A	N3-C4	-6.26	1.31	1.34
35	BA	870	A	N7-C5	6.26	1.43	1.39
1	AA	257	G	C5-C6	-6.26	1.36	1.42
35	BA	2508	G	P-O5'	-6.26	1.53	1.59
1	AA	33	A	C4'-C3'	-6.26	1.46	1.53
1	AA	623	C	C4-N4	-6.26	1.28	1.33
1	AA	907	A	N7-C5	-6.26	1.35	1.39
1	AA	951	G	C5-C4	-6.26	1.33	1.38
1	AA	1357	A	N9-C4	6.26	1.41	1.37
1	AA	1527	C	O3'-P	-6.26	1.53	1.61
35	BA	301	G	N9-C8	-6.26	1.33	1.37
35	BA	539	G	N9-C8	-6.26	1.33	1.37
35	BA	1450	G	N9-C8	-6.26	1.33	1.37
35	BA	2127	G	C5-C4	-6.26	1.33	1.38
35	BA	2412	A	N7-C5	-6.26	1.35	1.39
35	BA	2468	G	C2'-C1'	-6.26	1.46	1.53
35	BA	2549	G	C6-N1	-6.26	1.35	1.39
36	BB	18	G	N3-C4	-6.26	1.31	1.35
1	AA	431	A	N9-C4	-6.26	1.34	1.37
22	AV	32	C	C3'-C2'	-6.26	1.45	1.52
35	BA	2418	A	N9-C4	-6.26	1.34	1.37
1	AA	189(C)	C	C5-C6	-6.26	1.29	1.34

Continued on next page...

Continued from previous page...

Mol	Chain	Res	Type	Atoms	Z	Observed(Å)	Ideal(Å)
36	BB	40	U	C4-O4	-6.26	1.18	1.23
1	AA	538	G	N3-C4	-6.25	1.31	1.35
35	BA	2737	G	C5-C4	-6.25	1.33	1.38
35	BA	548	A	N3-C4	-6.25	1.31	1.34
35	BA	871	U	N1-C6	-6.25	1.32	1.38
35	BA	1756	G	N7-C5	6.25	1.43	1.39
35	BA	2311	A	N7-C5	-6.25	1.35	1.39
35	BA	2589	A	N3-C4	-6.25	1.31	1.34
35	BA	2809	A	N7-C5	6.25	1.43	1.39
35	BA	2893	G	C8-N7	-6.25	1.27	1.30
1	AA	455	C	N3-C4	-6.25	1.29	1.33
1	AA	1369	C	C4-C5	-6.25	1.38	1.43
1	AA	953	G	C5-C6	-6.25	1.36	1.42
35	BA	681	G	C5-C6	-6.25	1.36	1.42
35	BA	1156	A	C6-N1	-6.25	1.31	1.35
35	BA	996	A	C5-C4	-6.25	1.34	1.38
35	BA	1751	C	C5'-C4'	-6.25	1.43	1.51
1	AA	311	C	C2-N3	-6.25	1.30	1.35
1	AA	555	C	O4'-C1'	-6.25	1.33	1.41
35	BA	1009	A	N3-C4	-6.25	1.31	1.34
35	BA	1994	C	C2-N3	-6.25	1.30	1.35
35	BA	2566	A	C6-N1	-6.25	1.31	1.35
1	AA	1196	U	C5'-C4'	-6.24	1.43	1.51
35	BA	1455	G	P-O5'	-6.24	1.53	1.59
1	AA	149	A	C8-N7	-6.24	1.27	1.31
1	AA	889	A	N9-C4	-6.24	1.34	1.37
35	BA	2285	C	P-O5'	-6.24	1.53	1.59
35	BA	1098	A	C6-N1	-6.24	1.31	1.35
35	BA	1211	U	N1-C2	6.24	1.44	1.38
35	BA	2286	A	N1-C2	-6.24	1.28	1.34
35	BA	86	C	C4-N4	-6.24	1.28	1.33
35	BA	226	G	C2-N3	-6.24	1.27	1.32
35	BA	407	G	C4'-C3'	-6.24	1.46	1.53
35	BA	1456	G	C4'-C3'	-6.24	1.46	1.53
35	BA	1998	G	C8-N7	6.24	1.34	1.30
35	BA	2068	U	C4'-C3'	-6.24	1.46	1.53
35	BA	2223	G	C4'-C3'	-6.24	1.46	1.53
1	AA	339	C	C2-N3	-6.24	1.30	1.35
1	AA	355	C	N1-C6	-6.24	1.33	1.37
1	AA	522	C	N1-C2	-6.24	1.33	1.40
1	AA	622	A	N1-C2	-6.24	1.28	1.34
35	BA	1684	C	C5-C6	-6.24	1.29	1.34

Continued on next page...

Continued from previous page...

Mol	Chain	Res	Type	Atoms	Z	Observed(Å)	Ideal(Å)
35	BA	1897	G	C5-C6	-6.24	1.36	1.42
22	AV	18	G	C5-C4	-6.23	1.33	1.38
35	BA	532	A	N3-C4	-6.23	1.31	1.34
1	AA	301	G	C2-N2	-6.23	1.28	1.34
1	AA	415	A	C3'-C2'	-6.23	1.45	1.52
1	AA	682	G	N1-C2	-6.23	1.32	1.37
1	AA	1015	A	N9-C4	-6.23	1.34	1.37
35	BA	222	A	N9-C4	-6.23	1.34	1.37
35	BA	538	G	N3-C4	-6.23	1.31	1.35
35	BA	1400	G	C2-N3	-6.23	1.27	1.32
35	BA	1580	A	C2'-C1'	-6.23	1.46	1.53
35	BA	2334	G	N1-C2	-6.23	1.32	1.37
35	BA	2415	G	C2'-C1'	-6.23	1.46	1.53
35	BA	1771	C	P-O5'	-6.23	1.53	1.59
35	BA	2146	C	P-O5'	-6.23	1.53	1.59
35	BA	2242	G	C6-O6	-6.23	1.18	1.24
35	BA	2285	C	C2-N3	-6.23	1.30	1.35
35	BA	2314	C	C2-N3	-6.23	1.30	1.35
35	BA	2539	C	C2-N3	-6.23	1.30	1.35
23	AX	21	C	N3-C4	-6.23	1.29	1.33
1	AA	1131	G	C5-C4	-6.23	1.33	1.38
1	AA	1169	A	N7-C5	-6.23	1.35	1.39
35	BA	862	G	C8-N7	-6.23	1.27	1.30
35	BA	1369	G	N7-C5	-6.23	1.35	1.39
35	BA	2310	A	N9-C4	-6.23	1.34	1.37
35	BA	2664	G	C6-N1	-6.23	1.35	1.39
35	BA	489	G	C2-N3	6.23	1.37	1.32
1	AA	223	U	C3'-O3'	-6.22	1.33	1.42
35	BA	1072	C	C2-O2	-6.22	1.18	1.24
1	AA	476	G	N7-C5	-6.22	1.35	1.39
1	AA	772	U	C4-C5	-6.22	1.38	1.43
1	AA	789	U	C2-N3	-6.22	1.33	1.37
1	AA	905	U	C2-N3	-6.22	1.33	1.37
1	AA	1280	A	N9-C8	-6.22	1.32	1.37
22	AV	44	A	C5-C4	-6.22	1.34	1.38
35	BA	1398	C	C2-N3	-6.22	1.30	1.35
35	BA	2238	G	C5-C4	-6.22	1.33	1.38
35	BA	2545	G	C5'-C4'	-6.22	1.43	1.51
35	BA	2689	U	C2-N3	-6.22	1.33	1.37
35	BA	2872	G	N7-C5	-6.22	1.35	1.39
1	AA	1417	G	C8-N7	-6.22	1.27	1.30
35	BA	1714	G	N9-C8	-6.22	1.33	1.37

Continued on next page...

Continued from previous page...

Mol	Chain	Res	Type	Atoms	Z	Observed(Å)	Ideal(Å)
35	BA	2315	G	C8-N7	-6.22	1.27	1.30
35	BA	1115	G	C5-C6	-6.22	1.36	1.42
35	BA	2430	A	C2-N3	-6.22	1.27	1.33
1	AA	597	G	N1-C2	-6.22	1.32	1.37
35	BA	64	A	P-O5'	-6.22	1.53	1.59
35	BA	491	G	N1-C2	-6.22	1.32	1.37
35	BA	2708	G	C5-C4	-6.22	1.33	1.38
1	AA	189(H)	G	C2-N2	-6.22	1.28	1.34
1	AA	1088	G	C2-N3	-6.22	1.27	1.32
1	AA	1374	A	C8-N7	-6.22	1.27	1.31
35	BA	301	G	N3-C4	-6.22	1.31	1.35
35	BA	482	A	N3-C4	6.22	1.38	1.34
35	BA	684	G	N9-C8	-6.22	1.33	1.37
35	BA	1084	A	C5-C4	-6.22	1.34	1.38
35	BA	1647	G	C6-N1	-6.22	1.35	1.39
35	BA	2641	G	N3-C4	-6.22	1.31	1.35
35	BA	2893	G	N9-C8	-6.22	1.33	1.37
35	BA	38	A	C5-C6	-6.21	1.35	1.41
35	BA	2438	U	C4-O4	-6.21	1.18	1.23
1	AA	929	G	C2-N2	-6.21	1.28	1.34
35	BA	2869	G	C5-C6	-6.21	1.36	1.42
1	AA	35	G	C6-N1	-6.21	1.35	1.39
1	AA	979	C	P-O5'	-6.21	1.53	1.59
35	BA	1860	G	C6-N1	-6.21	1.35	1.39
35	BA	2190	G	C6-N1	-6.21	1.35	1.39
35	BA	2329	G	C6-O6	-6.21	1.18	1.24
1	AA	416	G	N7-C5	-6.21	1.35	1.39
35	BA	1787	A	C2'-C1'	-6.21	1.46	1.53
1	AA	137	C	P-O5'	-6.21	1.53	1.59
1	AA	417	C	C4'-C3'	-6.21	1.46	1.53
35	BA	1311	G	N9-C4	-6.21	1.32	1.38
1	AA	785	G	N7-C5	6.21	1.43	1.39
1	AA	923	A	C2'-C1'	-6.21	1.46	1.53
1	AA	1426	C	C4-N4	-6.21	1.28	1.33
35	BA	759	G	C5-C4	-6.21	1.34	1.38
35	BA	1248	G	C5-C4	-6.21	1.34	1.38
35	BA	1859	A	C8-N7	-6.21	1.27	1.31
35	BA	2421	G	C2-N3	-6.21	1.27	1.32
35	BA	2727	G	C2-N3	-6.21	1.27	1.32
1	AA	760	G	C3'-C2'	-6.20	1.46	1.52
1	AA	1365	G	N9-C4	-6.20	1.32	1.38
35	BA	272(C)	G	N7-C5	-6.20	1.35	1.39

Continued on next page...

Continued from previous page...

Mol	Chain	Res	Type	Atoms	Z	Observed(Å)	Ideal(Å)
35	BA	460	A	N1-C2	-6.20	1.28	1.34
35	BA	1703	G	N7-C5	-6.20	1.35	1.39
36	BB	33	G	N7-C5	-6.20	1.35	1.39
1	AA	684	A	N9-C4	-6.20	1.34	1.37
35	BA	74	A	C5-C6	-6.20	1.35	1.41
35	BA	197	A	N9-C4	-6.20	1.34	1.37
35	BA	405	U	C2-O2	-6.20	1.16	1.22
35	BA	1220	A	C5-C6	-6.20	1.35	1.41
35	BA	2177	C	N3-C4	-6.20	1.29	1.33
1	AA	1271	G	C8-N7	-6.20	1.27	1.30
35	BA	24	G	C8-N7	-6.20	1.27	1.30
35	BA	214	G	C5-C4	-6.20	1.34	1.38
35	BA	326	G	C8-N7	-6.20	1.27	1.30
35	BA	669	G	C8-N7	-6.20	1.27	1.30
35	BA	2026	C	C4-C5	-6.20	1.38	1.43
35	BA	2112	G	C5-C4	-6.20	1.34	1.38
35	BA	2329	G	C8-N7	-6.20	1.27	1.30
35	BA	2643	G	C8-N7	-6.20	1.27	1.30
35	BA	2859	G	N9-C8	-6.20	1.33	1.37
36	BB	28	C	C2'-C1'	-6.20	1.46	1.53
1	AA	784	C	N1-C6	-6.20	1.33	1.37
1	AA	896	C	C4-N4	-6.20	1.28	1.33
1	AA	1431	C	C3'-C2'	-6.20	1.46	1.52
35	BA	763	G	N1-C2	-6.20	1.32	1.37
35	BA	1785	A	C6-N6	-6.20	1.28	1.33
22	AV	3	C	C4-C5	-6.20	1.38	1.43
35	BA	766	C	C2-O2	6.20	1.30	1.24
35	BA	1395	A	N9-C8	6.20	1.42	1.37
35	BA	1764	G	O3'-P	-6.20	1.53	1.61
35	BA	1968	G	C2'-C1'	-6.20	1.46	1.53
35	BA	93	G	N9-C8	-6.19	1.33	1.37
35	BA	2230	G	N9-C8	-6.19	1.33	1.37
35	BA	2640	G	C8-N7	6.19	1.34	1.30
35	BA	706	A	C6-N6	-6.19	1.28	1.33
35	BA	1181	C	N1-C6	-6.19	1.33	1.37
35	BA	1446	C	C2-O2	-6.19	1.18	1.24
35	BA	2474	C	C2-O2	-6.19	1.18	1.24
1	AA	1346	A	C5-C4	-6.19	1.34	1.38
35	BA	1510	G	N1-C2	-6.19	1.32	1.37
35	BA	2732	G	C6-N1	-6.19	1.35	1.39
36	BB	116	G	N9-C4	-6.19	1.32	1.38
35	BA	230	U	N3-C4	-6.19	1.32	1.38

Continued on next page...

Continued from previous page...

Mol	Chain	Res	Type	Atoms	Z	Observed(Å)	Ideal(Å)
35	BA	909	A	N1-C2	-6.19	1.28	1.34
38	BD	148	GLU	CD-OE2	-6.19	1.18	1.25
35	BA	829	A	C2'-C1'	-6.19	1.46	1.53
35	BA	1930	G	O4'-C1'	-6.19	1.33	1.41
35	BA	2457	U	C2-N3	-6.19	1.33	1.37
1	AA	259	G	N9-C4	-6.18	1.33	1.38
1	AA	873	A	N9-C8	-6.18	1.32	1.37
35	BA	424	G	C5'-C4'	-6.18	1.44	1.51
35	BA	1656	C	N1-C6	-6.18	1.33	1.37
35	BA	1799	G	N3-C4	-6.18	1.31	1.35
35	BA	1835	G	C6-N1	-6.18	1.35	1.39
35	BA	2056	G	N9-C8	-6.18	1.33	1.37
35	BA	2187	G	N3-C4	-6.18	1.31	1.35
35	BA	2749	A	N7-C5	-6.18	1.35	1.39
1	AA	1274	G	C6-O6	-6.18	1.18	1.24
1	AA	1331	G	P-O5'	-6.18	1.53	1.59
35	BA	1787	A	C6-N6	-6.18	1.29	1.33
35	BA	2001	A	C6-N6	-6.18	1.29	1.33
35	BA	2049	G	C6-O6	-6.18	1.18	1.24
35	BA	2288	A	N1-C2	-6.18	1.28	1.34
35	BA	2426	A	C2-N3	-6.18	1.27	1.33
1	AA	662	G	N9-C8	-6.18	1.33	1.37
1	AA	1461	G	N3-C4	-6.18	1.31	1.35
35	BA	601	C	C4'-C3'	-6.18	1.46	1.53
35	BA	2579	C	C4-C5	-6.18	1.38	1.43
1	AA	16	A	N3-C4	-6.18	1.31	1.34
35	BA	412	A	N3-C4	-6.18	1.31	1.34
35	BA	829	A	N3-C4	-6.18	1.31	1.34
35	BA	2014	A	N3-C4	-6.18	1.31	1.34
35	BA	2765	A	N9-C4	-6.18	1.34	1.37
35	BA	389	G	C6-N1	-6.17	1.35	1.39
35	BA	1138	G	C5-C4	-6.17	1.34	1.38
35	BA	1248	G	C5-C6	6.17	1.48	1.42
35	BA	2554	U	N3-C4	-6.17	1.32	1.38
35	BA	521	G	N7-C5	-6.17	1.35	1.39
35	BA	1106	G	N7-C5	-6.17	1.35	1.39
35	BA	1769	G	N9-C8	-6.17	1.33	1.37
35	BA	2614	A	C5-C6	-6.17	1.35	1.41
1	AA	439	A	C8-N7	-6.17	1.27	1.31
1	AA	1000	U	C4'-C3'	-6.17	1.46	1.53
22	AV	33	U	C4'-C3'	-6.17	1.46	1.53
35	BA	247	G	C4'-C3'	-6.17	1.46	1.53

Continued on next page...

Continued from previous page...

Mol	Chain	Res	Type	Atoms	Z	Observed(Å)	Ideal(Å)
35	BA	533	G	N9-C4	-6.17	1.33	1.38
35	BA	890	A	C8-N7	-6.17	1.27	1.31
1	AA	671	G	C2'-C1'	-6.17	1.46	1.53
1	AA	996	A	N3-C4	-6.17	1.31	1.34
23	AX	14	A	N3-C4	-6.17	1.31	1.34
35	BA	827	U	N1-C6	-6.17	1.32	1.38
35	BA	2369	A	N1-C2	-6.17	1.28	1.34
1	AA	189(B)	C	C4-N4	-6.17	1.28	1.33
35	BA	29	U	C2-O2	6.17	1.27	1.22
1	AA	658	G	N3-C4	-6.17	1.31	1.35
1	AA	779	C	N1-C6	-6.17	1.33	1.37
1	AA	894	G	N3-C4	-6.17	1.31	1.35
1	AA	948	C	C2'-O2'	-6.17	1.33	1.41
1	AA	997	U	C4-C5	-6.17	1.38	1.43
1	AA	1019	C	N1-C6	-6.17	1.33	1.37
1	AA	1144	G	N7-C5	-6.17	1.35	1.39
1	AA	1465	C	N1-C6	-6.17	1.33	1.37
35	BA	922	U	C4'-C3'	-6.17	1.46	1.53
35	BA	1999	C	N1-C6	-6.17	1.33	1.37
35	BA	2223	G	P-O5'	-6.17	1.53	1.59
1	AA	546	G	N7-C5	6.17	1.43	1.39
35	BA	2378	A	N9-C4	-6.17	1.34	1.37
35	BA	470	A	C4'-C3'	-6.16	1.46	1.53
35	BA	1295	C	N3-C4	-6.16	1.29	1.33
35	BA	1549	C	C4'-C3'	-6.16	1.46	1.53
35	BA	1829	A	N3-C4	-6.16	1.31	1.34
35	BA	2496	C	C3'-C2'	-6.16	1.46	1.52
1	AA	677	U	C5-C6	-6.16	1.28	1.34
1	AA	1115	C	C4-C5	-6.16	1.38	1.43
35	BA	1661	G	C2'-C1'	-6.16	1.46	1.53
35	BA	2770	G	C5-C6	-6.16	1.36	1.42
1	AA	961	U	N3-C4	-6.16	1.32	1.38
1	AA	1095	U	C4'-C3'	-6.16	1.46	1.53
35	BA	44	G	C2-N2	-6.16	1.28	1.34
35	BA	212	G	C6-O6	-6.16	1.18	1.24
35	BA	327	G	C5-C4	-6.16	1.34	1.38
35	BA	1350	C	C2-N3	-6.16	1.30	1.35
1	AA	481	G	N9-C8	-6.16	1.33	1.37
1	AA	1401	G	N9-C4	-6.16	1.33	1.38
35	BA	266	G	N9-C4	-6.16	1.33	1.38
35	BA	1226	A	N9-C8	-6.16	1.32	1.37
35	BA	1355	G	N9-C4	-6.16	1.33	1.38

Continued on next page...

Continued from previous page...

Mol	Chain	Res	Type	Atoms	Z	Observed(Å)	Ideal(Å)
35	BA	2038	G	N1-C2	-6.16	1.32	1.37
1	AA	144	G	C2-N2	-6.16	1.28	1.34
1	AA	1407	C	C2-N3	-6.16	1.30	1.35
35	BA	2641	G	C5'-C4'	-6.16	1.44	1.51
35	BA	2732	G	C2-N2	-6.16	1.28	1.34
1	AA	326	G	N7-C5	-6.15	1.35	1.39
1	AA	935	A	C5-C4	-6.15	1.34	1.38
1	AA	1071	C	C2-O2	-6.15	1.19	1.24
35	BA	643	A	C5-C4	-6.15	1.34	1.38
35	BA	2544	G	N7-C5	-6.15	1.35	1.39
36	BB	65	C	C2-O2	-6.15	1.19	1.24
1	AA	572	A	C6-N1	-6.15	1.31	1.35
35	BA	2304	G	P-O5'	-6.15	1.53	1.59
1	AA	1222	G	N9-C8	-6.15	1.33	1.37
35	BA	504	U	C4-O4	-6.15	1.18	1.23
35	BA	2110	G	N1-C2	-6.15	1.32	1.37
35	BA	2278	A	C5-C6	-6.15	1.35	1.41
35	BA	1865	G	N3-C4	-6.15	1.31	1.35
35	BA	276	A	C2-N3	-6.14	1.28	1.33
1	AA	668	G	C8-N7	-6.14	1.27	1.30
1	AA	882	C	C4-C5	-6.14	1.38	1.43
1	AA	1034	G	C8-N7	-6.14	1.27	1.30
1	AA	1173	G	C6-N1	-6.14	1.35	1.39
1	AA	1488	G	C5-C4	-6.14	1.34	1.38
35	BA	1616	A	N7-C5	-6.14	1.35	1.39
35	BA	2260	C	N1-C6	-6.14	1.33	1.37
35	BA	2405	G	C2-N3	-6.14	1.27	1.32
35	BA	2710	C	N1-C6	-6.14	1.33	1.37
35	BA	2761	G	C8-N7	-6.14	1.27	1.30
35	BA	2805	G	N7-C5	-6.14	1.35	1.39
1	AA	433	C	C2-N3	-6.14	1.30	1.35
35	BA	654(C)	G	C6-O6	-6.14	1.18	1.24
35	BA	2227	A	C4'-C3'	-6.14	1.46	1.53
1	AA	1160	G	P-O5'	-6.14	1.53	1.59
35	BA	654(U)	A	N7-C5	-6.14	1.35	1.39
35	BA	1414	G	N7-C5	-6.14	1.35	1.39
35	BA	2703	C	C2-O2	-6.14	1.19	1.24
1	AA	549	C	N1-C6	-6.13	1.33	1.37
1	AA	750	G	N9-C8	-6.13	1.33	1.37
1	AA	1183	A	C6-N1	-6.13	1.31	1.35
1	AA	1416	G	C8-N7	-6.13	1.27	1.30
35	BA	654(R)	C	N3-C4	-6.13	1.29	1.33

Continued on next page...

Continued from previous page...

Mol	Chain	Res	Type	Atoms	Z	Observed(Å)	Ideal(Å)
35	BA	2222	G	C4'-C3'	-6.13	1.46	1.53
35	BA	2448	A	C6-N1	-6.13	1.31	1.35
35	BA	2511	U	C5'-C4'	-6.13	1.44	1.51
1	AA	1214	C	C4-N4	-6.13	1.28	1.33
35	BA	559	G	C5-C6	-6.13	1.36	1.42
35	BA	841	A	C2-N3	-6.13	1.28	1.33
1	AA	189(F)	U	C4-C5	-6.13	1.38	1.43
1	AA	726	C	N1-C6	6.13	1.40	1.37
1	AA	765	G	N9-C8	-6.13	1.33	1.37
35	BA	1288	U	C4-O4	-6.13	1.18	1.23
1	AA	1224	G	N1-C2	-6.13	1.32	1.37
35	BA	874	G	C8-N7	-6.13	1.27	1.30
35	BA	1624	G	C5-C6	-6.13	1.36	1.42
35	BA	2686	G	N1-C2	-6.13	1.32	1.37
1	AA	574	A	N9-C4	-6.13	1.34	1.37
1	AA	1159	U	P-O5'	-6.13	1.53	1.59
35	BA	606	U	C5'-C4'	-6.13	1.44	1.51
35	BA	792	G	C6-N1	-6.13	1.35	1.39
35	BA	1190	G	C2'-C1'	-6.13	1.46	1.53
35	BA	2586	C	P-O5'	-6.13	1.53	1.59
1	AA	900	A	N3-C4	-6.12	1.31	1.34
35	BA	1650	G	C8-N7	6.12	1.34	1.30
35	BA	2328	A	N3-C4	-6.12	1.31	1.34
1	AA	1128	C	N3-C4	-6.12	1.29	1.33
35	BA	40	C	N1-C6	-6.12	1.33	1.37
35	BA	440	G	N7-C5	-6.12	1.35	1.39
35	BA	1509(A)	A	C5-C6	-6.12	1.35	1.41
35	BA	2172	U	C3'-C2'	-6.12	1.46	1.52
35	BA	996	A	O3'-P	-6.12	1.53	1.61
1	AA	318	G	C8-N7	6.12	1.34	1.30
1	AA	927	G	N9-C8	-6.12	1.33	1.37
35	BA	24	G	N9-C4	-6.12	1.33	1.38
35	BA	412	A	N7-C5	6.12	1.43	1.39
35	BA	1010	A	C2-N3	-6.12	1.28	1.33
35	BA	1881	C	C4'-C3'	-6.12	1.46	1.53
35	BA	2052	G	C2-N3	-6.12	1.27	1.32
1	AA	980	C	N1-C6	-6.12	1.33	1.37
1	AA	1369	C	N1-C6	-6.12	1.33	1.37
35	BA	877	U	P-O5'	-6.12	1.53	1.59
35	BA	1443	G	P-O5'	-6.12	1.53	1.59
35	BA	1509(B)	A	C2'-C1'	-6.12	1.46	1.53
1	AA	706	A	C5-C4	-6.12	1.34	1.38

Continued on next page...

Continued from previous page...

Mol	Chain	Res	Type	Atoms	Z	Observed(Å)	Ideal(Å)
1	AA	1161	C	C2-N3	-6.12	1.30	1.35
1	AA	1263	C	C2-N3	-6.12	1.30	1.35
35	BA	325	G	C5-C4	-6.12	1.34	1.38
35	BA	1057	A	C5-C4	-6.12	1.34	1.38
35	BA	1080	C	C2-N3	-6.12	1.30	1.35
35	BA	1626	G	C8-N7	-6.12	1.27	1.30
35	BA	2623	G	C8-N7	-6.12	1.27	1.30
1	AA	187	C	C4'-C3'	-6.11	1.46	1.53
1	AA	927	G	P-O5'	-6.11	1.53	1.59
35	BA	492	A	N1-C2	-6.11	1.28	1.34
35	BA	577	G	N9-C8	-6.11	1.33	1.37
35	BA	935	C	N3-C4	-6.11	1.29	1.33
35	BA	1044	G	C4'-C3'	-6.11	1.46	1.53
35	BA	51	G	C2-N3	6.11	1.37	1.32
35	BA	204	A	N3-C4	-6.11	1.31	1.34
1	AA	82	U	C4-C5	-6.11	1.38	1.43
1	AA	171	A	N7-C5	-6.11	1.35	1.39
1	AA	1144	G	C3'-C2'	-6.11	1.46	1.52
1	AA	1164	G	N7-C5	-6.11	1.35	1.39
35	BA	10	G	N7-C5	-6.11	1.35	1.39
35	BA	1133	U	C2-O2	-6.11	1.16	1.22
35	BA	1562	A	N7-C5	-6.11	1.35	1.39
35	BA	2127	G	N7-C5	-6.11	1.35	1.39
35	BA	2643	G	C6-N1	-6.11	1.35	1.39
35	BA	204	A	N9-C4	-6.11	1.34	1.37
35	BA	2848	G	C3'-C2'	-6.11	1.46	1.52
1	AA	128	G	C3'-C2'	-6.11	1.46	1.52
1	AA	292	G	N7-C5	-6.11	1.35	1.39
1	AA	509	A	C6-N6	-6.11	1.29	1.33
1	AA	790	A	N7-C5	-6.11	1.35	1.39
35	BA	1022	G	N7-C5	-6.11	1.35	1.39
35	BA	1435	G	C6-N1	-6.11	1.35	1.39
35	BA	1448	G	C5-C6	-6.11	1.36	1.42
35	BA	2267	A	N9-C8	-6.11	1.32	1.37
36	BB	9	G	N1-C2	-6.11	1.32	1.37
1	AA	1175	G	C2-N3	-6.10	1.27	1.32
35	BA	52	A	P-O5'	-6.10	1.53	1.59
35	BA	382	G	C2-N3	-6.10	1.27	1.32
35	BA	1138	G	C2-N3	-6.10	1.27	1.32
35	BA	2178	C	N1-C6	-6.10	1.33	1.37
1	AA	1356	G	C6-O6	-6.10	1.18	1.24
35	BA	852	G	C2'-C1'	-6.10	1.46	1.53

Continued on next page...

Continued from previous page...

Mol	Chain	Res	Type	Atoms	Z	Observed(Å)	Ideal(Å)
35	BA	1071	G	N3-C4	-6.10	1.31	1.35
35	BA	1479	G	N3-C4	-6.10	1.31	1.35
35	BA	2137	C	C2-N3	-6.10	1.30	1.35
35	BA	2618	G	N3-C4	-6.10	1.31	1.35
1	AA	255	G	C6-N1	-6.10	1.35	1.39
35	BA	81	G	C6-N1	-6.10	1.35	1.39
1	AA	18	C	C2-O2	-6.10	1.19	1.24
1	AA	262	A	C5'-C4'	-6.10	1.44	1.51
35	BA	329	G	C4'-C3'	-6.10	1.46	1.53
35	BA	1662	C	C2-N3	-6.10	1.30	1.35
35	BA	1769	G	C2-N3	6.10	1.37	1.32
1	AA	818	G	C8-N7	-6.10	1.27	1.30
24	AY	445	GLU	CD-OE1	-6.10	1.19	1.25
35	BA	960	A	C6-N6	-6.10	1.29	1.33
1	AA	331	G	C5-C4	-6.09	1.34	1.38
1	AA	472	A	C5-C4	-6.09	1.34	1.38
1	AA	1031	G	C2'-C1'	-6.09	1.46	1.53
35	BA	1804	C	N1-C6	6.09	1.40	1.37
35	BA	2307	G	N7-C5	6.09	1.43	1.39
35	BA	1496	A	C2-N3	-6.09	1.28	1.33
35	BA	2604	U	C4-O4	-6.09	1.18	1.23
1	AA	802	A	N1-C2	-6.09	1.28	1.34
35	BA	1913	A	C5-C6	-6.09	1.35	1.41
35	BA	2279	G	N9-C4	6.09	1.42	1.38
36	BB	119	G	N9-C8	-6.09	1.33	1.37
35	BA	1352	U	C2-N3	-6.09	1.33	1.37
35	BA	2190	G	C8-N7	-6.09	1.27	1.30
35	BA	2626	C	C5'-C4'	-6.09	1.44	1.51
35	BA	2770	G	C6-N1	-6.09	1.35	1.39
1	AA	1218	C	P-O5'	-6.09	1.53	1.59
1	AA	140	A	C5-C6	-6.09	1.35	1.41
1	AA	934	C	C5-C6	-6.09	1.29	1.34
1	AA	1513	A	N9-C8	-6.09	1.32	1.37
35	BA	69	C	C5-C6	-6.09	1.29	1.34
35	BA	1571	A	C6-N6	6.09	1.38	1.33
1	AA	480	U	N1-C2	-6.08	1.33	1.38
1	AA	667	G	N3-C4	-6.08	1.31	1.35
1	AA	912	C	N1-C2	-6.08	1.34	1.40
35	BA	269	U	N1-C2	-6.08	1.33	1.38
35	BA	2100	G	N3-C4	-6.08	1.31	1.35
5	AE	87	SER	CA-CB	-6.08	1.43	1.52
35	BA	1137	G	P-O5'	-6.08	1.53	1.59

Continued on next page...

Continued from previous page...

Mol	Chain	Res	Type	Atoms	Z	Observed(Å)	Ideal(Å)
1	AA	498	U	C4-O4	-6.08	1.18	1.23
1	AA	578	C	C5-C6	-6.08	1.29	1.34
1	AA	1418	A	C6-N6	-6.08	1.29	1.33
35	BA	817	C	C5-C6	-6.08	1.29	1.34
35	BA	992	C	C5-C6	-6.08	1.29	1.34
1	AA	105	G	N3-C4	-6.08	1.31	1.35
1	AA	809	G	C2-N2	-6.08	1.28	1.34
1	AA	1108	G	N7-C5	-6.08	1.35	1.39
35	BA	1520	G	N7-C5	-6.08	1.35	1.39
35	BA	1747(A)	G	N3-C4	-6.08	1.31	1.35
35	BA	2186	G	N3-C4	-6.08	1.31	1.35
1	AA	15	G	C5-C4	-6.08	1.34	1.38
1	AA	1184	G	C5-C4	-6.08	1.34	1.38
35	BA	406	G	C6-O6	-6.08	1.18	1.24
35	BA	2801	A	C4'-C3'	-6.08	1.46	1.53
35	BA	429	A	N9-C8	-6.08	1.32	1.37
35	BA	735	A	N9-C4	-6.08	1.34	1.37
1	AA	574	A	C4'-C3'	-6.08	1.46	1.53
35	BA	1029	A	C3'-C2'	-6.08	1.46	1.52
35	BA	1528	A	C6-N1	-6.08	1.31	1.35
22	AV	34	C	C4-C5	-6.07	1.38	1.43
35	BA	142	A	N7-C5	-6.07	1.35	1.39
35	BA	206	U	C2-N3	-6.07	1.33	1.37
35	BA	507	A	N7-C5	-6.07	1.35	1.39
35	BA	1317	A	C5-C6	-6.07	1.35	1.41
35	BA	1784	A	C5-C4	-6.07	1.34	1.38
35	BA	1916	A	N3-C4	-6.07	1.31	1.34
1	AA	142	G	N1-C2	-6.07	1.32	1.37
1	AA	1061	G	N9-C4	-6.07	1.33	1.38
35	BA	103	A	N9-C8	-6.07	1.32	1.37
35	BA	2570	G	N1-C2	-6.07	1.32	1.37
35	BA	2872	G	N1-C2	-6.07	1.32	1.37
1	AA	610	G	N9-C8	-6.07	1.33	1.37
35	BA	458	G	C3'-C2'	-6.07	1.46	1.52
35	BA	742	G	N9-C8	-6.07	1.33	1.37
35	BA	1412	A	N9-C4	-6.07	1.34	1.37
35	BA	2478	A	C2'-C1'	-6.07	1.46	1.53
35	BA	2603	G	N9-C8	-6.07	1.33	1.37
1	AA	932	C	C4-C5	-6.07	1.38	1.43
1	AA	1307	U	C4'-C3'	-6.07	1.46	1.53
1	AA	1456	G	N3-C4	-6.07	1.31	1.35
35	BA	1988	C	C4'-C3'	-6.07	1.46	1.53

Continued on next page...

Continued from previous page...

Mol	Chain	Res	Type	Atoms	Z	Observed(Å)	Ideal(Å)
35	BA	2254	C	C4'-C3'	-6.07	1.46	1.53
1	AA	63	C	C5-C6	-6.07	1.29	1.34
35	BA	130	C	C4-N4	-6.07	1.28	1.33
35	BA	1787	A	N3-C4	-6.07	1.31	1.34
35	BA	128	C	N1-C6	-6.07	1.33	1.37
35	BA	707	G	N9-C8	-6.07	1.33	1.37
35	BA	1753	G	P-O5'	-6.07	1.53	1.59
35	BA	1978	A	C6-N6	-6.07	1.29	1.33
35	BA	2232	U	C4-O4	-6.07	1.18	1.23
36	BB	98	G	N9-C8	-6.07	1.33	1.37
40	BF	35	GLU	CD-OE2	-6.07	1.19	1.25
1	AA	558	G	C6-N1	-6.06	1.35	1.39
35	BA	883	G	C6-N1	-6.06	1.35	1.39
35	BA	1878	G	C6-N1	-6.06	1.35	1.39
35	BA	2750	A	C6-N1	-6.06	1.31	1.35
1	AA	1080	A	N7-C5	-6.06	1.35	1.39
35	BA	270	A	N7-C5	-6.06	1.35	1.39
35	BA	517	C	C5-C6	-6.06	1.29	1.34
35	BA	632	A	C4'-C3'	-6.06	1.46	1.53
35	BA	1364	G	N7-C5	-6.06	1.35	1.39
35	BA	1908	C	N1-C2	-6.06	1.34	1.40
35	BA	2443	C	C4'-C3'	-6.06	1.46	1.53
35	BA	2852	G	C2'-O2'	-6.06	1.33	1.41
35	BA	1191	G	C3'-C2'	-6.06	1.46	1.52
35	BA	2155	G	C6-O6	-6.06	1.18	1.24
35	BA	2387	U	C3'-C2'	-6.06	1.46	1.52
1	AA	1284	C	N1-C6	-6.06	1.33	1.37
1	AA	1500	A	N9-C4	-6.06	1.34	1.37
35	BA	1230	C	C4'-C3'	-6.06	1.46	1.53
35	BA	1759	A	C6-N1	-6.06	1.31	1.35
35	BA	2584	U	N1-C2	-6.06	1.33	1.38
35	BA	2612	C	N1-C6	-6.06	1.33	1.37
35	BA	2616	C	C4'-C3'	-6.06	1.46	1.53
1	AA	285	G	C6-O6	6.06	1.29	1.24
1	AA	424	G	C5-C4	-6.06	1.34	1.38
1	AA	1434	A	N1-C2	-6.06	1.28	1.34
35	BA	1622	G	C5-C4	-6.06	1.34	1.38
1	AA	1530	G	N7-C5	-6.06	1.35	1.39
1	AA	696	A	N3-C4	-6.05	1.31	1.34
1	AA	1067	A	C5-C6	-6.05	1.35	1.41
1	AA	1320	C	C4-N4	-6.05	1.28	1.33
1	AA	1518	A	C5-C6	-6.05	1.35	1.41

Continued on next page...

Continued from previous page...

Mol	Chain	Res	Type	Atoms	Z	Observed(Å)	Ideal(Å)
35	BA	1403	C	N1-C6	-6.05	1.33	1.37
35	BA	1579	A	C5-C6	-6.05	1.35	1.41
1	AA	642	A	N9-C4	-6.05	1.34	1.37
1	AA	782	A	N9-C4	-6.05	1.34	1.37
35	BA	1302	A	N9-C4	-6.05	1.34	1.37
35	BA	2526	G	N3-C4	-6.05	1.31	1.35
1	AA	761	G	C5-C4	-6.05	1.34	1.38
35	BA	172	C	P-O5'	-6.05	1.53	1.59
35	BA	890	A	C5-C4	-6.05	1.34	1.38
35	BA	902	C	C5-C6	6.05	1.39	1.34
35	BA	2164	C	C4-C5	-6.05	1.38	1.43
35	BA	2302	G	P-O5'	-6.05	1.53	1.59
1	AA	1204	A	C5-C6	-6.05	1.35	1.41
35	BA	775	G	C2'-C1'	-6.05	1.46	1.53
35	BA	2537	U	P-O5'	-6.05	1.53	1.59
35	BA	2786	U	P-O5'	-6.05	1.53	1.59
36	BB	83	G	C4'-C3'	-6.05	1.46	1.53
1	AA	321	A	C6-N1	-6.05	1.31	1.35
1	AA	448	A	N9-C8	-6.05	1.32	1.37
1	AA	1276	G	C6-N1	-6.05	1.35	1.39
35	BA	49	A	C6-N1	-6.05	1.31	1.35
35	BA	864	G	C3'-C2'	-6.05	1.46	1.52
1	AA	13	U	C5'-C4'	-6.05	1.44	1.51
1	AA	1141	C	N1-C2	6.05	1.46	1.40
35	BA	1670	C	C5'-C4'	-6.05	1.44	1.51
35	BA	518	G	C2-N2	-6.04	1.28	1.34
1	AA	47	C	C2'-C1'	-6.04	1.46	1.53
1	AA	1010	G	N1-C2	-6.04	1.32	1.37
35	BA	223	A	C2'-C1'	-6.04	1.46	1.53
35	BA	993	G	C5-C6	-6.04	1.36	1.42
35	BA	1777	U	C4'-O4'	-6.04	1.37	1.45
35	BA	1897	G	C5-C4	6.04	1.42	1.38
45	BN	119	ARG	CZ-NH2	-6.04	1.25	1.33
1	AA	553	A	C6-N6	-6.04	1.29	1.33
1	AA	780	A	N9-C8	6.04	1.42	1.37
1	AA	1382	C	C2'-O2'	-6.04	1.33	1.41
35	BA	271(D)	G	N3-C4	-6.04	1.31	1.35
35	BA	1988	C	N1-C6	-6.04	1.33	1.37
35	BA	2714	G	N3-C4	-6.04	1.31	1.35
36	BB	16	G	C5-C4	-6.04	1.34	1.38
1	AA	1124	G	C3'-O3'	-6.04	1.33	1.42
35	BA	1701	A	N9-C4	-6.04	1.34	1.37

Continued on next page...

Continued from previous page...

Mol	Chain	Res	Type	Atoms	Z	Observed(Å)	Ideal(Å)
35	BA	2838	G	C2-N3	-6.04	1.27	1.32
1	AA	707	C	P-O5'	-6.04	1.53	1.59
1	AA	709	G	N9-C4	-6.04	1.33	1.38
35	BA	1130	U	C2-N3	6.04	1.42	1.37
35	BA	1213	A	C5'-C4'	6.04	1.58	1.51
35	BA	1655	A	P-O5'	-6.04	1.53	1.59
1	AA	452	A	N7-C5	-6.04	1.35	1.39
1	AA	633	G	C8-N7	-6.04	1.27	1.30
1	AA	743	U	N3-C4	-6.04	1.33	1.38
35	BA	520	G	C8-N7	-6.04	1.27	1.30
35	BA	614	U	N3-C4	-6.04	1.33	1.38
35	BA	988	A	C8-N7	-6.04	1.27	1.31
35	BA	1031	G	N7-C5	-6.04	1.35	1.39
35	BA	1513	C	C4-N4	-6.04	1.28	1.33
35	BA	1945	G	N7-C5	-6.04	1.35	1.39
35	BA	2363	C	C2-O2	-6.04	1.19	1.24
35	BA	2666	C	C4-N4	-6.04	1.28	1.33
35	BA	111	A	C2'-C1'	-6.04	1.46	1.53
35	BA	722	A	C3'-C2'	-6.04	1.46	1.52
35	BA	731	C	C3'-C2'	-6.04	1.46	1.52
35	BA	994	C	N3-C4	-6.04	1.29	1.33
1	AA	638	G	N1-C2	-6.03	1.32	1.37
1	AA	1326	C	C4-C5	-6.03	1.38	1.43
1	AA	1395	C	C4-C5	-6.03	1.38	1.43
1	AA	1440	C	C2'-C1'	-6.03	1.46	1.53
35	BA	139	G	C2-N2	-6.03	1.28	1.34
35	BA	234	C	C4-C5	-6.03	1.38	1.43
35	BA	461	C	C4-C5	-6.03	1.38	1.43
35	BA	581	C	C4-N4	-6.03	1.28	1.33
35	BA	2086	U	C3'-C2'	-6.03	1.46	1.52
35	BA	2754	U	C4-C5	-6.03	1.38	1.43
1	AA	329	A	N3-C4	-6.03	1.31	1.34
35	BA	271(S)	G	C8-N7	-6.03	1.27	1.30
35	BA	353	G	C2-N3	-6.03	1.27	1.32
35	BA	1475	G	N7-C5	-6.03	1.35	1.39
35	BA	1954	G	C8-N7	-6.03	1.27	1.30
35	BA	1132	A	N9-C4	-6.03	1.34	1.37
1	AA	693	G	P-O5'	-6.03	1.53	1.59
35	BA	139(A)	G	C5-C6	-6.03	1.36	1.42
35	BA	1781	C	C2-N3	-6.03	1.30	1.35
35	BA	2060	A	C3'-C2'	-6.03	1.46	1.52
35	BA	2398	U	C4-O4	-6.02	1.18	1.23

Continued on next page...

Continued from previous page...

Mol	Chain	Res	Type	Atoms	Z	Observed(Å)	Ideal(Å)
1	AA	43	C	C5'-C4'	-6.02	1.44	1.51
1	AA	200	G	N9-C8	-6.02	1.33	1.37
35	BA	2513	G	C4'-C3'	-6.02	1.46	1.53
35	BA	1760	A	C6-N1	-6.02	1.31	1.35
36	BB	24	G	C6-N1	-6.02	1.35	1.39
35	BA	377	C	N3-C4	-6.02	1.29	1.33
35	BA	551	G	O3'-P	-6.02	1.53	1.61
36	BB	91	C	C2-N3	-6.02	1.30	1.35
1	AA	133	U	C5-C6	-6.02	1.28	1.34
1	AA	1386	G	C8-N7	-6.02	1.27	1.30
1	AA	1523	G	C8-N7	-6.02	1.27	1.30
1	AA	1530	G	C8-N7	-6.02	1.27	1.30
35	BA	952	G	N9-C8	6.02	1.42	1.37
35	BA	1063	G	C8-N7	-6.02	1.27	1.30
35	BA	1624	G	N9-C8	-6.02	1.33	1.37
35	BA	1856	G	N9-C8	-6.02	1.33	1.37
1	AA	1073	U	N3-C4	-6.02	1.33	1.38
35	BA	708	C	C4-N4	-6.02	1.28	1.33
35	BA	1419	A	P-O5'	-6.02	1.53	1.59
35	BA	2065	C	P-O5'	-6.02	1.53	1.59
35	BA	2065	C	N1-C6	-6.02	1.33	1.37
35	BA	2313	C	N1-C6	-6.02	1.33	1.37
35	BA	2391	G	P-O5'	-6.02	1.53	1.59
35	BA	2454	G	N9-C4	6.02	1.42	1.38
1	AA	835	U	O3'-P	-6.01	1.53	1.61
35	BA	102	G	C5-C4	-6.01	1.34	1.38
35	BA	233	A	N9-C4	-6.01	1.34	1.37
35	BA	382	G	N9-C4	-6.01	1.33	1.38
35	BA	1173	G	N9-C4	-6.01	1.33	1.38
1	AA	8	A	N7-C5	-6.01	1.35	1.39
35	BA	30	G	N7-C5	-6.01	1.35	1.39
35	BA	256	A	N7-C5	6.01	1.42	1.39
35	BA	2239	G	N7-C5	-6.01	1.35	1.39
35	BA	2742	C	C4'-C3'	-6.01	1.46	1.53
35	BA	410	G	C8-N7	-6.01	1.27	1.30
35	BA	2318	G	C5'-C4'	-6.01	1.44	1.51
35	BA	2805	G	C8-N7	-6.01	1.27	1.30
1	AA	1068	G	C5-C6	-6.01	1.36	1.42
1	AA	1092	A	P-O5'	-6.01	1.53	1.59
1	AA	1519	A	C8-N7	-6.01	1.27	1.31
35	BA	215	G	C5-C4	-6.01	1.34	1.38
35	BA	996	A	C8-N7	-6.01	1.27	1.31

Continued on next page...

Continued from previous page...

Mol	Chain	Res	Type	Atoms	Z	Observed(Å)	Ideal(Å)
35	BA	1008	C	C4'-C3'	-6.01	1.46	1.53
35	BA	1177	A	N9-C4	-6.01	1.34	1.37
35	BA	1528	A	N9-C4	-6.01	1.34	1.37
35	BA	1663	C	C5-C6	-6.01	1.29	1.34
35	BA	1787	A	C8-N7	-6.01	1.27	1.31
35	BA	2000	G	C6-O6	-6.01	1.18	1.24
1	AA	50	A	C2'-C1'	-6.01	1.46	1.53
35	BA	722	A	C3'-O3'	-6.01	1.33	1.42
35	BA	2657	A	C6-N6	-6.01	1.29	1.33
1	AA	700	G	N7-C5	-6.01	1.35	1.39
1	AA	1030(C)	G	N9-C8	-6.01	1.33	1.37
1	AA	1446	U	C4'-O4'	-6.01	1.37	1.45
35	BA	596	G	N7-C5	-6.01	1.35	1.39
35	BA	1434	A	N7-C5	-6.01	1.35	1.39
35	BA	2055	C	P-O5'	-6.01	1.53	1.59
35	BA	2296	U	N1-C6	-6.01	1.32	1.38
35	BA	2638	G	N7-C5	-6.01	1.35	1.39
1	AA	862	C	C4-N4	-6.00	1.28	1.33
1	AA	1228	C	N3-C4	-6.00	1.29	1.33
35	BA	2656	U	N1-C2	6.00	1.44	1.38
35	BA	294	A	C4'-C3'	-6.00	1.46	1.52
35	BA	525	U	C2'-O2'	-6.00	1.33	1.41
35	BA	1225	G	C2-N2	-6.00	1.28	1.34
35	BA	2689	U	C4-C5	-6.00	1.38	1.43
1	AA	303	A	N9-C4	6.00	1.41	1.37
35	BA	2293	C	P-O5'	-6.00	1.53	1.59
1	AA	43	C	C3'-C2'	-6.00	1.46	1.52
1	AA	73	G	C5-C4	-6.00	1.34	1.38
1	AA	412	A	C5-C4	6.00	1.43	1.38
1	AA	528	C	C5-C6	-6.00	1.29	1.34
22	AV	73	A	C8-N7	-6.00	1.27	1.31
35	BA	338	G	N3-C4	-6.00	1.31	1.35
35	BA	480	A	C8-N7	-6.00	1.27	1.31
35	BA	1617	C	C5-C6	-6.00	1.29	1.34
35	BA	2553	G	C2-N3	6.00	1.37	1.32
35	BA	271(I)	G	C8-N7	-6.00	1.27	1.30
35	BA	968	G	N9-C4	-6.00	1.33	1.38
35	BA	2327	A	N7-C5	6.00	1.42	1.39
35	BA	1942	C	O3'-P	-6.00	1.53	1.61
1	AA	522	C	C2'-C1'	-5.99	1.46	1.53
1	AA	1391	U	C4'-C3'	-5.99	1.46	1.52
22	AV	72	A	N7-C5	-5.99	1.35	1.39

Continued on next page...

Continued from previous page...

Mol	Chain	Res	Type	Atoms	Z	Observed(Å)	Ideal(Å)
35	BA	597	U	C4-C5	-5.99	1.38	1.43
35	BA	1593	G	N3-C4	-5.99	1.31	1.35
35	BA	824	A	C5-C6	-5.99	1.35	1.41
35	BA	1847	A	C8-N7	-5.99	1.27	1.31
1	AA	823	G	N9-C8	-5.99	1.33	1.37
35	BA	260	G	C6-O6	-5.99	1.18	1.24
35	BA	2152	G	C8-N7	-5.99	1.27	1.30
1	AA	786	G	C5-C4	-5.99	1.34	1.38
1	AA	867	G	N7-C5	-5.99	1.35	1.39
35	BA	171	G	N7-C5	-5.99	1.35	1.39
35	BA	306	U	N1-C2	-5.99	1.33	1.38
35	BA	549	G	C5-C4	-5.99	1.34	1.38
35	BA	1245	G	N7-C5	-5.99	1.35	1.39
35	BA	1347	G	C6-N1	-5.99	1.35	1.39
35	BA	2100	G	C2-N3	5.99	1.37	1.32
35	BA	2765	A	C6-N1	-5.99	1.31	1.35
35	BA	259	G	C2-N3	-5.99	1.27	1.32
35	BA	1309	G	C2-N3	-5.99	1.27	1.32
35	BA	1972	A	C8-N7	-5.99	1.27	1.31
35	BA	2113	U	C4-O4	-5.99	1.18	1.23
35	BA	2413	G	P-O5'	-5.99	1.53	1.59
1	AA	1007	C	N3-C4	-5.99	1.29	1.33
1	AA	1353	G	N9-C8	-5.99	1.33	1.37
35	BA	834	C	C5-C6	-5.99	1.29	1.34
35	BA	1910	G	C5-C6	-5.99	1.36	1.42
35	BA	2591	C	C5-C6	-5.99	1.29	1.34
35	BA	2594	C	C2-O2	-5.99	1.19	1.24
35	BA	2856	C	N3-C4	-5.99	1.29	1.33
36	BB	42	C	N1-C6	-5.99	1.33	1.37
35	BA	577	G	C4'-C3'	-5.98	1.46	1.52
35	BA	972	G	C6-N1	-5.98	1.35	1.39
35	BA	1541	G	C6-N1	-5.98	1.35	1.39
35	BA	1626	G	C6-N1	-5.98	1.35	1.39
35	BA	1740	G	C8-N7	-5.98	1.27	1.30
35	BA	2308	G	C8-N7	-5.98	1.27	1.30
35	BA	2479	G	C8-N7	-5.98	1.27	1.30
35	BA	2632	A	C4'-C3'	-5.98	1.46	1.52
1	AA	1127	G	N7-C5	-5.98	1.35	1.39
35	BA	2744	G	N3-C4	-5.98	1.31	1.35
1	AA	285	G	N9-C8	-5.98	1.33	1.37
1	AA	972	C	C4-N4	-5.98	1.28	1.33
35	BA	289	A	P-O5'	-5.98	1.53	1.59

Continued on next page...

Continued from previous page...

Mol	Chain	Res	Type	Atoms	Z	Observed(Å)	Ideal(Å)
35	BA	987	G	N9-C8	-5.98	1.33	1.37
35	BA	1431	U	C4-C5	-5.98	1.38	1.43
35	BA	271(N)	U	C2-N3	5.98	1.42	1.37
35	BA	1320	C	C5'-C4'	-5.98	1.44	1.51
1	AA	189(H)	G	P-O5'	-5.98	1.53	1.59
1	AA	801	U	C2'-C1'	-5.98	1.46	1.53
35	BA	271(M)	G	C8-N7	-5.98	1.27	1.30
35	BA	410	G	N1-C2	-5.98	1.32	1.37
35	BA	919	G	N1-C2	-5.98	1.32	1.37
35	BA	1248	G	N1-C2	-5.98	1.32	1.37
35	BA	1419	A	N7-C5	5.98	1.42	1.39
35	BA	1665	A	N9-C8	-5.98	1.32	1.37
35	BA	1903	G	N9-C4	-5.98	1.33	1.38
35	BA	1918	A	C2'-C1'	-5.98	1.46	1.53
35	BA	2176	A	C6-N1	-5.98	1.31	1.35
35	BA	2379	G	N1-C2	-5.98	1.32	1.37
36	BB	103	G	N1-C2	-5.98	1.32	1.37
1	AA	1416	G	N3-C4	-5.98	1.31	1.35
35	BA	100	G	C5'-C4'	-5.98	1.44	1.51
36	BB	74	U	C3'-O3'	-5.98	1.33	1.42
35	BA	2577	A	C6-N6	-5.97	1.29	1.33
35	BA	1613	G	C4'-C3'	-5.97	1.46	1.52
35	BA	1773	A	C5-C4	-5.97	1.34	1.38
35	BA	1857	G	N1-C2	-5.97	1.32	1.37
35	BA	2117	A	C3'-C2'	-5.97	1.46	1.52
35	BA	2424	C	N1-C6	-5.97	1.33	1.37
35	BA	978	G	C8-N7	-5.97	1.27	1.30
1	AA	816	A	N7-C5	-5.97	1.35	1.39
22	AV	44	A	C8-N7	-5.97	1.27	1.31
35	BA	497	A	C8-N7	-5.97	1.27	1.31
35	BA	664	C	C5-C6	-5.97	1.29	1.34
1	AA	342	C	C2'-C1'	-5.97	1.46	1.53
1	AA	930	C	C4-N4	-5.97	1.28	1.33
35	BA	2429	G	N1-C2	-5.97	1.32	1.37
1	AA	344	A	C4'-C3'	-5.97	1.46	1.52
1	AA	907	A	C2-N3	-5.97	1.28	1.33
35	BA	118	A	N1-C2	-5.97	1.28	1.34
35	BA	309	G	C5-C4	-5.97	1.34	1.38
35	BA	735	A	N7-C5	5.97	1.42	1.39
35	BA	1302	A	C6-N1	-5.97	1.31	1.35
35	BA	1423	G	N7-C5	5.97	1.42	1.39
35	BA	1798	U	C4-O4	-5.97	1.18	1.23

Continued on next page...

Continued from previous page...

Mol	Chain	Res	Type	Atoms	Z	Observed(Å)	Ideal(Å)
35	BA	2362	G	C6-O6	-5.97	1.18	1.24
35	BA	2482	G	C5-C4	-5.97	1.34	1.38
1	AA	535	A	C8-N7	-5.96	1.27	1.31
3	AC	46	GLU	CD-OE1	-5.96	1.19	1.25
35	BA	747	U	C5-C6	-5.96	1.28	1.34
35	BA	1885	A	P-O5'	-5.96	1.53	1.59
35	BA	2561	A	N9-C4	-5.96	1.34	1.37
1	AA	942	G	C2-N2	-5.96	1.28	1.34
1	AA	1494	G	C4'-C3'	-5.96	1.46	1.52
1	AA	930	C	P-O5'	-5.96	1.53	1.59
35	BA	1245	G	C5-C4	-5.96	1.34	1.38
35	BA	1427	A	N1-C2	-5.96	1.28	1.34
1	AA	405	U	C2-N3	-5.96	1.33	1.37
35	BA	961	C	C4-C5	-5.96	1.38	1.43
35	BA	1827	C	C4-C5	-5.96	1.38	1.43
35	BA	2559	C	C4-C5	-5.96	1.38	1.43
35	BA	2824	C	C5-C6	-5.96	1.29	1.34
1	AA	701	C	N3-C4	-5.96	1.29	1.33
35	BA	399	G	C8-N7	-5.96	1.27	1.30
35	BA	498	G	N1-C2	-5.96	1.32	1.37
35	BA	654(S)	G	C6-N1	-5.96	1.35	1.39
35	BA	1087	G	C8-N7	-5.96	1.27	1.30
35	BA	1449	A	C5-C6	-5.96	1.35	1.41
35	BA	2184	G	C8-N7	-5.96	1.27	1.30
35	BA	2384	G	C8-N7	-5.96	1.27	1.30
35	BA	2488	A	N9-C4	-5.96	1.34	1.37
35	BA	2762	G	C6-N1	-5.96	1.35	1.39
35	BA	2851	A	N9-C4	5.96	1.41	1.37
22	AV	63	G	P-O5'	-5.96	1.53	1.59
35	BA	953	A	N7-C5	-5.96	1.35	1.39
35	BA	1131	G	C2-N3	-5.96	1.27	1.32
35	BA	1141	U	O3'-P	-5.96	1.54	1.61
35	BA	1526	G	C6-O6	-5.96	1.18	1.24
35	BA	1624	G	N7-C5	-5.96	1.35	1.39
35	BA	2165	G	C2-N3	-5.96	1.27	1.32
36	BB	117	G	C4'-C3'	-5.96	1.46	1.52
1	AA	952	U	C4-O4	-5.96	1.18	1.23
35	BA	2269	A	C5-C6	-5.96	1.35	1.41
35	BA	621	A	C2-N3	-5.95	1.28	1.33
35	BA	798	G	N1-C2	-5.95	1.32	1.37
35	BA	1760	A	N9-C4	-5.95	1.34	1.37
35	BA	1767	C	P-O5'	-5.95	1.53	1.59

Continued on next page...

Continued from previous page...

Mol	Chain	Res	Type	Atoms	Z	Observed(Å)	Ideal(Å)
1	AA	965	A	C2'-C1'	-5.95	1.46	1.53
1	AA	261	U	C4-O4	5.95	1.28	1.23
35	BA	1812	A	C5-C4	-5.95	1.34	1.38
1	AA	69	G	C6-O6	-5.95	1.18	1.24
35	BA	100	G	N3-C4	-5.95	1.31	1.35
35	BA	950	G	N3-C4	-5.95	1.31	1.35
35	BA	2387	U	C4-C5	-5.95	1.38	1.43
35	BA	1152	C	P-O5'	-5.95	1.53	1.59
36	BB	33	G	C6-N1	-5.95	1.35	1.39
1	AA	189(H)	G	N9-C4	-5.95	1.33	1.38
1	AA	937	A	C3'-C2'	-5.95	1.46	1.52
1	AA	989	C	C4-N4	-5.95	1.28	1.33
1	AA	1383	C	C4'-C3'	-5.95	1.46	1.52
35	BA	633	A	C6-N6	5.95	1.38	1.33
35	BA	1373	A	C5-C4	-5.95	1.34	1.38
35	BA	1408	C	C5-C6	-5.95	1.29	1.34
35	BA	1501	C	C2'-C1'	-5.95	1.46	1.53
35	BA	1943	U	C4-O4	-5.95	1.18	1.23
1	AA	325	A	C6-N1	-5.94	1.31	1.35
1	AA	556	C	C2-O2	-5.94	1.19	1.24
35	BA	1142	U	C2-N3	-5.94	1.33	1.37
35	BA	1614	A	C6-N1	-5.94	1.31	1.35
35	BA	2096	U	P-O5'	-5.94	1.53	1.59
1	AA	199	G	C6-N1	-5.94	1.35	1.39
1	AA	903	G	C6-N1	-5.94	1.35	1.39
35	BA	225	A	C5-C6	-5.94	1.35	1.41
35	BA	264	C	N3-C4	-5.94	1.29	1.33
35	BA	2444	G	N9-C8	-5.94	1.33	1.37
35	BA	2845	G	C6-N1	-5.94	1.35	1.39
36	BB	111	G	C6-N1	-5.94	1.35	1.39
1	AA	106	C	C5'-C4'	-5.94	1.44	1.51
1	AA	807	A	N1-C2	-5.94	1.29	1.34
1	AA	1092	A	N9-C4	-5.94	1.34	1.37
35	BA	513	A	C2-N3	-5.94	1.28	1.33
35	BA	909	A	N9-C8	-5.94	1.32	1.37
35	BA	1566	A	C6-N1	5.94	1.39	1.35
35	BA	1676	A	N1-C2	-5.94	1.29	1.34
22	AV	14	A	C6-N1	-5.94	1.31	1.35
1	AA	636	U	C5-C6	5.94	1.39	1.34
35	BA	245	G	N9-C8	-5.94	1.33	1.37
35	BA	272	G	C5-C6	-5.94	1.36	1.42
35	BA	2886	G	N9-C8	-5.94	1.33	1.37

Continued on next page...

Continued from previous page...

Mol	Chain	Res	Type	Atoms	Z	Observed(Å)	Ideal(Å)
35	BA	1949	G	C6-N1	5.94	1.43	1.39
36	BB	78	A	C8-N7	-5.94	1.27	1.31
1	AA	330	C	N1-C6	-5.93	1.33	1.37
35	BA	442	G	N1-C2	-5.93	1.33	1.37
35	BA	879	G	N1-C2	-5.93	1.33	1.37
35	BA	2177	C	C2'-C1'	-5.93	1.46	1.53
35	BA	2459	A	C6-N6	-5.93	1.29	1.33
35	BA	2754	U	N1-C2	-5.93	1.33	1.38
1	AA	691	G	C4'-C3'	-5.93	1.46	1.52
1	AA	1112	C	C4-C5	-5.93	1.38	1.43
1	AA	1371	G	C4'-C3'	-5.93	1.46	1.52
35	BA	124	G	N3-C4	-5.93	1.31	1.35
35	BA	831	G	C8-N7	-5.93	1.27	1.30
35	BA	2126	A	N7-C5	-5.93	1.35	1.39
35	BA	2458	G	N9-C8	-5.93	1.33	1.37
31	B6	15	GLU	CD-OE1	-5.93	1.19	1.25
35	BA	1970	A	P-O5'	-5.93	1.53	1.59
1	AA	655	A	C5-C6	-5.93	1.35	1.41
1	AA	1368	G	C5-C4	-5.93	1.34	1.38
35	BA	37	C	C4-C5	-5.93	1.38	1.43
1	AA	296	U	C2-N3	-5.93	1.33	1.37
1	AA	941	G	C6-O6	5.93	1.29	1.24
1	AA	438	G	N3-C4	-5.93	1.31	1.35
1	AA	746	A	C6-N6	-5.93	1.29	1.33
1	AA	809	G	C6-N1	-5.93	1.35	1.39
1	AA	1145	C	C5'-C4'	5.93	1.58	1.51
35	BA	220	G	C6-N1	-5.93	1.35	1.39
1	AA	78	G	N7-C5	5.92	1.42	1.39
1	AA	491	G	C5-C4	-5.92	1.34	1.38
35	BA	271(Q)	G	P-O5'	-5.92	1.53	1.59
35	BA	860	U	N3-C4	-5.92	1.33	1.38
35	BA	1393	A	C5-C4	-5.92	1.34	1.38
35	BA	2005	A	C8-N7	-5.92	1.27	1.31
35	BA	2203	U	N3-C4	-5.92	1.33	1.38
35	BA	839	U	C2-N3	-5.92	1.33	1.37
35	BA	1587	A	N1-C2	-5.92	1.29	1.34
1	AA	447	G	N3-C4	-5.92	1.31	1.35
1	AA	547	A	N9-C8	-5.92	1.33	1.37
1	AA	814	A	N9-C4	-5.92	1.34	1.37
35	BA	520	G	C6-N1	-5.92	1.35	1.39
35	BA	531	C	P-O5'	-5.92	1.53	1.59
35	BA	2219	G	C4'-C3'	-5.92	1.46	1.52

Continued on next page...

Continued from previous page...

Mol	Chain	Res	Type	Atoms	Z	Observed(Å)	Ideal(Å)
35	BA	2513	G	C6-N1	-5.92	1.35	1.39
35	BA	570	G	C3'-C2'	-5.92	1.46	1.52
35	BA	893	C	N3-C4	-5.92	1.29	1.33
35	BA	1925	C	N3-C4	-5.92	1.29	1.33
1	AA	329	A	P-O5'	-5.92	1.53	1.59
1	AA	472	A	P-O5'	-5.92	1.53	1.59
1	AA	619	U	N1-C2	-5.92	1.33	1.38
1	AA	621	A	P-O5'	-5.92	1.53	1.59
1	AA	792	A	N1-C2	-5.92	1.29	1.34
35	BA	90	U	P-O5'	5.92	1.65	1.59
35	BA	351	G	P-O5'	-5.92	1.53	1.59
35	BA	1835	G	P-O5'	-5.92	1.53	1.59
1	AA	93	G	N9-C8	-5.92	1.33	1.37
1	AA	1073	U	C2-N3	-5.92	1.33	1.37
35	BA	1851	U	C4-C5	-5.92	1.38	1.43
35	BA	2142	C	N1-C6	-5.92	1.33	1.37
35	BA	2353	G	N3-C4	-5.92	1.31	1.35
1	AA	295	C	C4-C5	-5.92	1.38	1.43
35	BA	739	G	C6-O6	-5.92	1.18	1.24
35	BA	2743	C	C4'-C3'	-5.92	1.46	1.52
1	AA	1124	G	N7-C5	-5.91	1.35	1.39
35	BA	642	G	C5-C4	-5.91	1.34	1.38
35	BA	869	G	C8-N7	5.91	1.34	1.30
35	BA	1885	A	C5-C4	5.91	1.42	1.38
35	BA	2549	G	C2-N3	-5.91	1.28	1.32
1	AA	505	G	C8-N7	-5.91	1.27	1.30
1	AA	953	G	C8-N7	-5.91	1.27	1.30
35	BA	654(K)	C	C4-C5	-5.91	1.38	1.43
35	BA	1560	G	C6-O6	-5.91	1.18	1.24
35	BA	1611	C	N1-C6	-5.91	1.33	1.37
35	BA	1770	G	C5-C6	-5.91	1.36	1.42
35	BA	2830	G	N3-C4	-5.91	1.31	1.35
1	AA	412	A	N9-C4	-5.91	1.34	1.37
1	AA	887	G	C5-C4	-5.91	1.34	1.38
35	BA	89	G	C2'-O2'	-5.91	1.33	1.41
35	BA	684	G	C2-N3	-5.91	1.28	1.32
35	BA	1696	G	P-O5'	-5.91	1.53	1.59
35	BA	1771	C	C5'-C4'	-5.91	1.44	1.51
35	BA	2674	G	N7-C5	-5.91	1.35	1.39
35	BA	1396	U	C2-N3	-5.91	1.33	1.37
35	BA	2134	A	C2'-C1'	-5.91	1.46	1.53
1	AA	571	U	C4-C5	-5.90	1.38	1.43

Continued on next page...

Continued from previous page...

Mol	Chain	Res	Type	Atoms	Z	Observed(Å)	Ideal(Å)
1	AA	625	G	C2-N2	5.90	1.40	1.34
1	AA	901	A	C5-C4	-5.90	1.34	1.38
1	AA	1220	G	C2-N3	-5.90	1.28	1.32
22	AV	76	A	C8-N7	-5.90	1.27	1.31
35	BA	2014	A	N9-C4	-5.90	1.34	1.37
35	BA	2052	G	P-O5'	-5.90	1.53	1.59
35	BA	2809	A	C8-N7	-5.90	1.27	1.31
1	AA	375	U	N1-C6	-5.90	1.32	1.38
1	AA	603	U	C2-N3	-5.90	1.33	1.37
35	BA	1822	G	C6-N1	-5.90	1.35	1.39
35	BA	2590	A	C3'-C2'	-5.90	1.46	1.52
1	AA	759	A	C5-C4	-5.90	1.34	1.38
1	AA	816	A	C5-C4	-5.90	1.34	1.38
1	AA	1113	C	C4-C5	-5.90	1.38	1.43
23	AX	12	A	C6-N6	-5.90	1.29	1.33
35	BA	298	G	C2-N3	-5.90	1.28	1.32
35	BA	925	C	C4-C5	-5.90	1.38	1.43
35	BA	940	G	C2-N3	5.90	1.37	1.32
35	BA	1166	C	N3-C4	-5.90	1.29	1.33
35	BA	1834	U	C4-O4	-5.90	1.19	1.23
35	BA	1985	G	C2-N2	-5.90	1.28	1.34
35	BA	2860	A	C6-N6	-5.90	1.29	1.33
36	BB	13	A	C5-C4	-5.90	1.34	1.38
35	BA	275	G	C6-O6	-5.90	1.18	1.24
35	BA	558	G	C6-O6	-5.90	1.18	1.24
1	AA	299	G	C6-N1	-5.89	1.35	1.39
1	AA	700	G	N9-C8	-5.89	1.33	1.37
1	AA	809	G	P-O5'	-5.89	1.53	1.59
1	AA	858	G	N9-C8	-5.89	1.33	1.37
1	AA	1024	G	N7-C5	-5.89	1.35	1.39
22	AV	3	C	C3'-C2'	-5.89	1.46	1.52
35	BA	374	A	N7-C5	-5.89	1.35	1.39
35	BA	910	A	C5'-C4'	-5.89	1.44	1.51
35	BA	1785	A	C6-N1	-5.89	1.31	1.35
35	BA	2125	G	N7-C5	-5.89	1.35	1.39
1	AA	648	A	C5-C6	-5.89	1.35	1.41
1	AA	1090	U	C2-O2	-5.89	1.17	1.22
1	AA	1425	U	P-O5'	-5.89	1.53	1.59
22	AV	36	U	C2-O2	-5.89	1.17	1.22
35	BA	79	G	N1-C2	5.89	1.42	1.37
35	BA	2023	G	N1-C2	-5.89	1.33	1.37
35	BA	2171	A	P-O5'	-5.89	1.53	1.59

Continued on next page...

Continued from previous page...

Mol	Chain	Res	Type	Atoms	Z	Observed(Å)	Ideal(Å)
35	BA	2635	C	C5-C6	-5.89	1.29	1.34
1	AA	1526	G	C4'-C3'	-5.89	1.46	1.52
35	BA	986	C	N1-C6	-5.89	1.33	1.37
1	AA	816	A	N3-C4	-5.89	1.31	1.34
35	BA	213	A	N7-C5	-5.89	1.35	1.39
35	BA	311	A	C6-N1	-5.89	1.31	1.35
35	BA	317	G	C6-N1	-5.89	1.35	1.39
36	BB	19	G	C6-N1	-5.89	1.35	1.39
1	AA	525	C	C4-C5	-5.89	1.38	1.43
35	BA	1187	G	C4'-C3'	-5.89	1.46	1.52
35	BA	2785	C	C5-C6	-5.89	1.29	1.34
1	AA	418	C	C2-N3	-5.89	1.31	1.35
35	BA	128	C	C2-N3	-5.89	1.31	1.35
35	BA	2163	C	C4-N4	-5.89	1.28	1.33
36	BB	20	C	C2-N3	-5.89	1.31	1.35
35	BA	702	G	C2-N3	-5.88	1.28	1.32
35	BA	1770	G	C2-N3	-5.88	1.28	1.32
35	BA	2483	C	C5-C6	-5.88	1.29	1.34
1	AA	197	A	P-O5'	-5.88	1.53	1.59
1	AA	782	A	C6-N6	-5.88	1.29	1.33
35	BA	654(T)	C	P-O5'	5.88	1.65	1.59
35	BA	801	G	C5-C6	-5.88	1.36	1.42
35	BA	1615	C	C4-N4	-5.88	1.28	1.33
35	BA	2137	C	N3-C4	-5.88	1.29	1.33
1	AA	28	G	N3-C4	-5.88	1.31	1.35
1	AA	261	U	C4'-C3'	-5.88	1.46	1.52
1	AA	741	G	C2-N3	-5.88	1.28	1.32
1	AA	1097	C	C5-C6	-5.88	1.29	1.34
35	BA	271(Y)	U	C4-C5	5.88	1.48	1.43
35	BA	1303	G	C8-N7	-5.88	1.27	1.30
35	BA	1620	G	N9-C8	-5.88	1.33	1.37
35	BA	2187	G	C8-N7	-5.88	1.27	1.30
35	BA	2190	G	C5-C6	-5.88	1.36	1.42
35	BA	2852	G	N3-C4	-5.88	1.31	1.35
1	AA	1160	G	C6-O6	-5.88	1.18	1.24
22	AV	14	A	P-O5'	-5.88	1.53	1.59
35	BA	637	A	C5-C4	-5.88	1.34	1.38
35	BA	1755	A	C6-N6	-5.88	1.29	1.33
35	BA	2558	C	N3-C4	-5.88	1.29	1.33
1	AA	198	G	N9-C8	-5.87	1.33	1.37
1	AA	755	G	C2-N3	-5.87	1.28	1.32
1	AA	1100	C	C4-C5	-5.87	1.38	1.43

Continued on next page...

Continued from previous page...

Mol	Chain	Res	Type	Atoms	Z	Observed(Å)	Ideal(Å)
1	AA	1175	G	O3'-P	-5.87	1.54	1.61
35	BA	882	G	N9-C8	-5.87	1.33	1.37
35	BA	1273	U	O3'-P	-5.87	1.54	1.61
35	BA	2622	C	C4-C5	-5.87	1.38	1.43
36	BB	64	C	C4-C5	-5.87	1.38	1.43
1	AA	430	A	N3-C4	-5.87	1.31	1.34
1	AA	829	G	C5-C4	-5.87	1.34	1.38
35	BA	13	A	O3'-P	-5.87	1.54	1.61
35	BA	461	C	N3-C4	-5.87	1.29	1.33
35	BA	1214	A	N3-C4	-5.87	1.31	1.34
35	BA	1983	C	C4-C5	-5.87	1.38	1.43
1	AA	1008	C	C5-C6	-5.87	1.29	1.34
35	BA	1080	C	C2-O2	-5.87	1.19	1.24
35	BA	1290	C	C4-N4	-5.87	1.28	1.33
35	BA	1574	C	N1-C6	5.87	1.40	1.37
35	BA	2362	G	C2'-C1'	-5.87	1.46	1.53
35	BA	2659	G	N3-C4	-5.87	1.31	1.35
1	AA	176	C	P-O5'	-5.87	1.53	1.59
1	AA	689	C	C5-C6	5.87	1.39	1.34
35	BA	17	G	N7-C5	-5.87	1.35	1.39
35	BA	1259	G	C5-C4	-5.87	1.34	1.38
1	AA	905	U	C2-O2	-5.86	1.17	1.22
1	AA	967	C	C3'-C2'	-5.86	1.46	1.52
35	BA	395	U	C4-C5	-5.86	1.38	1.43
35	BA	2063	C	N1-C6	5.86	1.40	1.37
35	BA	2432	A	N9-C8	-5.86	1.33	1.37
36	BB	48	A	C6-N1	-5.86	1.31	1.35
1	AA	592	G	C2-N2	-5.86	1.28	1.34
35	BA	1445	A	C2-N3	-5.86	1.28	1.33
1	AA	286	G	C5-C6	-5.86	1.36	1.42
35	BA	705	A	N3-C4	5.86	1.38	1.34
35	BA	1359	A	C5-C6	-5.86	1.35	1.41
35	BA	1378	A	C5-C4	-5.86	1.34	1.38
35	BA	1558	A	N9-C8	-5.86	1.33	1.37
1	AA	902	G	C2-N3	-5.86	1.28	1.32
1	AA	1424	C	C2'-C1'	-5.86	1.47	1.53
22	AV	11	A	P-O5'	-5.86	1.53	1.59
35	BA	1221(A)	C	C2'-C1'	-5.86	1.47	1.53
35	BA	1524	G	N7-C5	-5.86	1.35	1.39
35	BA	1699	G	C2-N3	-5.86	1.28	1.32
1	AA	1153	C	C3'-O3'	-5.86	1.33	1.42
1	AA	1360	A	C6-N1	-5.86	1.31	1.35

Continued on next page...

Continued from previous page...

Mol	Chain	Res	Type	Atoms	Z	Observed(Å)	Ideal(Å)
35	BA	1778	U	C2'-C1'	5.86	1.59	1.53
35	BA	2341	G	C6-N1	-5.86	1.35	1.39
1	AA	455	C	C4-C5	-5.86	1.38	1.43
1	AA	535	A	C5-C6	-5.86	1.35	1.41
1	AA	1030(A)	G	N9-C8	5.86	1.42	1.37
1	AA	1328	C	C2-O2	-5.86	1.19	1.24
1	AA	1372	U	C4-O4	-5.86	1.19	1.23
35	BA	1637	A	C3'-C2'	-5.86	1.46	1.52
35	BA	97	C	N1-C6	-5.85	1.33	1.37
35	BA	132	G	P-O5'	-5.85	1.53	1.59
35	BA	1331	A	C2-N3	-5.85	1.28	1.33
35	BA	2355	C	C4-C5	-5.85	1.38	1.43
35	BA	2429	G	C5-C6	-5.85	1.36	1.42
35	BA	2693	A	C6-N1	-5.85	1.31	1.35
35	BA	2830	G	C6-N1	-5.85	1.35	1.39
36	BB	47	C	P-O5'	-5.85	1.53	1.59
36	BB	89	G	P-O5'	-5.85	1.53	1.59
35	BA	283	A	C5-C4	-5.85	1.34	1.38
35	BA	1191	G	C4'-C3'	-5.85	1.46	1.52
35	BA	1344	G	P-O5'	-5.85	1.53	1.59
35	BA	1367	A	C4'-C3'	-5.85	1.46	1.52
35	BA	2388	A	C5-C4	-5.85	1.34	1.38
35	BA	2413	G	C4'-C3'	-5.85	1.46	1.52
35	BA	1403	C	N3-C4	-5.85	1.29	1.33
35	BA	1677	A	C6-N6	-5.85	1.29	1.33
35	BA	1908	C	C4-C5	-5.85	1.38	1.43
35	BA	2141	G	C2'-C1'	-5.85	1.47	1.53
1	AA	792	A	C6-N1	-5.85	1.31	1.35
35	BA	271(V)	G	N9-C8	-5.85	1.33	1.37
35	BA	363(A)	A	C6-N1	-5.85	1.31	1.35
35	BA	1642	G	C2-N2	-5.85	1.28	1.34
35	BA	1146	C	N1-C6	5.84	1.40	1.37
1	AA	158	G	C5-C4	-5.84	1.34	1.38
1	AA	189(G)	G	P-O5'	-5.84	1.53	1.59
1	AA	622	A	C6-N6	-5.84	1.29	1.33
22	AV	71	C	C4-C5	-5.84	1.38	1.43
35	BA	502	A	P-O5'	-5.84	1.53	1.59
35	BA	723	G	C5-C4	-5.84	1.34	1.38
35	BA	1933	G	N7-C5	5.84	1.42	1.39
1	AA	438	G	N1-C2	-5.84	1.33	1.37
1	AA	775	G	C2-N2	-5.84	1.28	1.34
1	AA	899	C	N1-C2	-5.84	1.34	1.40

Continued on next page...

Continued from previous page...

Mol	Chain	Res	Type	Atoms	Z	Observed(Å)	Ideal(Å)
1	AA	1059	C	N1-C6	-5.84	1.33	1.37
35	BA	420	C	N1-C6	-5.84	1.33	1.37
35	BA	1834	U	O3'-P	-5.84	1.54	1.61
35	BA	2478	A	N1-C2	-5.84	1.29	1.34
36	BB	115	G	C6-N1	-5.84	1.35	1.39
1	AA	104	G	N7-C5	-5.84	1.35	1.39
1	AA	257	G	N7-C5	-5.84	1.35	1.39
1	AA	834	C	C4'-C3'	-5.84	1.46	1.52
1	AA	1425	U	C4-O4	-5.84	1.19	1.23
35	BA	568	U	C2-O2	-5.84	1.17	1.22
35	BA	608	A	C5'-C4'	-5.84	1.44	1.51
35	BA	831	G	N9-C8	-5.84	1.33	1.37
35	BA	1242	A	C2-N3	-5.84	1.28	1.33
35	BA	1618	A	C8-N7	-5.84	1.27	1.31
35	BA	1842	G	N3-C4	-5.84	1.31	1.35
35	BA	2020	A	N7-C5	-5.84	1.35	1.39
35	BA	2104	G	C2-N3	-5.84	1.28	1.32
35	BA	2886	G	N7-C5	-5.84	1.35	1.39
1	AA	131	C	C2-N3	-5.84	1.31	1.35
1	AA	789	U	N1-C6	-5.84	1.32	1.38
35	BA	873	G	C5-C4	-5.84	1.34	1.38
35	BA	1014	U	N1-C6	-5.84	1.32	1.38
1	AA	293	G	N9-C8	5.84	1.42	1.37
35	BA	802	A	C4'-C3'	-5.84	1.46	1.52
35	BA	1109	C	C4'-C3'	-5.84	1.46	1.52
35	BA	1695	G	C6-N1	-5.84	1.35	1.39
36	BB	15	A	N7-C5	5.84	1.42	1.39
1	AA	1029	C	C5-C6	5.83	1.39	1.34
1	AA	1440	C	N1-C6	-5.83	1.33	1.37
35	BA	938	G	C6-O6	-5.83	1.18	1.24
35	BA	2284	C	C5-C6	-5.83	1.29	1.34
1	AA	808	C	C4-C5	-5.83	1.38	1.43
35	BA	207	A	N7-C5	-5.83	1.35	1.39
35	BA	360	G	N7-C5	-5.83	1.35	1.39
35	BA	1565	C	C4'-C3'	-5.83	1.46	1.52
35	BA	1610	A	C5-C4	-5.83	1.34	1.38
35	BA	1842	G	N7-C5	-5.83	1.35	1.39
1	AA	183	G	N9-C4	-5.83	1.33	1.38
1	AA	385	C	N3-C4	-5.83	1.29	1.33
35	BA	335	C	N3-C4	-5.83	1.29	1.33
1	AA	598	U	C3'-C2'	-5.83	1.46	1.52
1	AA	1091	U	C4'-C3'	-5.83	1.46	1.52

Continued on next page...

Continued from previous page...

Mol	Chain	Res	Type	Atoms	Z	Observed(Å)	Ideal(Å)
35	BA	133	C	C5-C6	-5.83	1.29	1.34
35	BA	1338	G	C5-C6	-5.83	1.36	1.42
35	BA	1605	C	P-O5'	-5.83	1.53	1.59
35	BA	1659	U	N1-C2	-5.83	1.33	1.38
35	BA	2734	A	C6-N1	-5.83	1.31	1.35
1	AA	263	A	C5-C6	-5.83	1.35	1.41
1	AA	735	C	C5'-C4'	-5.83	1.44	1.51
35	BA	62	C	C4-N4	-5.83	1.28	1.33
35	BA	1259	G	N7-C5	-5.83	1.35	1.39
1	AA	102	G	N9-C4	-5.83	1.33	1.38
1	AA	700	G	C5-C4	-5.83	1.34	1.38
1	AA	1525	G	C2-N2	-5.83	1.28	1.34
35	BA	30	G	N9-C4	-5.83	1.33	1.38
35	BA	1332	G	C8-N7	-5.83	1.27	1.30
35	BA	1763	G	C8-N7	-5.83	1.27	1.30
35	BA	1973	G	C8-N7	-5.83	1.27	1.30
35	BA	2865	U	C5'-C4'	5.83	1.58	1.51
1	AA	1065	U	C2-N3	-5.83	1.33	1.37
1	AA	1194	U	C4'-C3'	-5.83	1.46	1.52
35	BA	654(V)	A	C4'-C3'	-5.83	1.46	1.52
35	BA	1259	G	C2-N3	-5.83	1.28	1.32
35	BA	1838	C	C5'-C4'	-5.83	1.44	1.51
1	AA	1070	U	C4-O4	-5.82	1.19	1.23
22	AV	11	A	N1-C2	-5.82	1.29	1.34
35	BA	712	G	C4'-C3'	-5.82	1.46	1.52
35	BA	1296	G	C5-C6	-5.82	1.36	1.42
1	AA	14	U	C5-C6	-5.82	1.28	1.34
1	AA	168	G	N7-C5	-5.82	1.35	1.39
1	AA	714	G	C5-C4	-5.82	1.34	1.38
35	BA	92	A	N7-C5	-5.82	1.35	1.39
35	BA	620	G	N7-C5	-5.82	1.35	1.39
36	BB	49	C	N1-C6	-5.82	1.33	1.37
36	BB	117	G	N1-C2	-5.82	1.33	1.37
1	AA	481	G	C8-N7	-5.82	1.27	1.30
1	AA	870	U	C2-N3	-5.82	1.33	1.37
1	AA	933	G	C6-O6	-5.82	1.19	1.24
22	AV	42	G	C8-N7	-5.82	1.27	1.30
35	BA	1997	G	C8-N7	-5.82	1.27	1.30
35	BA	2257	U	N1-C6	-5.82	1.32	1.38
1	AA	262	A	C6-N6	-5.82	1.29	1.33
1	AA	309	G	C5-C6	-5.82	1.36	1.42
1	AA	1044	A	C4'-C3'	-5.82	1.46	1.52

Continued on next page...

Continued from previous page...

Mol	Chain	Res	Type	Atoms	Z	Observed(Å)	Ideal(Å)
35	BA	105	C	C4'-C3'	-5.82	1.46	1.52
1	AA	7	G	N3-C4	-5.82	1.31	1.35
1	AA	19	C	P-O5'	-5.82	1.53	1.59
1	AA	685	G	N3-C4	-5.82	1.31	1.35
1	AA	1061	G	N3-C4	-5.82	1.31	1.35
1	AA	1078	U	N1-C6	-5.82	1.32	1.38
35	BA	1353	A	N9-C8	-5.82	1.33	1.37
35	BA	2072	G	N3-C4	-5.82	1.31	1.35
1	AA	817	C	N1-C2	-5.82	1.34	1.40
1	AA	1070	U	C2-N3	-5.82	1.33	1.37
35	BA	146	G	C2-N3	-5.82	1.28	1.32
35	BA	527	C	C2-N3	-5.82	1.31	1.35
35	BA	1179	C	N1-C6	-5.82	1.33	1.37
35	BA	1623	G	C2-N2	-5.82	1.28	1.34
1	AA	767	A	C6-N1	-5.81	1.31	1.35
1	AA	913	A	C6-N6	-5.81	1.29	1.33
1	AA	1030(D)	A	C2-N3	-5.81	1.28	1.33
35	BA	119	A	C2-N3	-5.81	1.28	1.33
35	BA	1810	A	C6-N1	-5.81	1.31	1.35
35	BA	2114	A	C6-N1	-5.81	1.31	1.35
35	BA	2600	A	C6-N1	-5.81	1.31	1.35
1	AA	1067	A	C8-N7	-5.81	1.27	1.31
1	AA	1305	G	N9-C4	-5.81	1.33	1.38
35	BA	898	C	C2-N3	5.81	1.40	1.35
35	BA	1154	G	C6-O6	-5.81	1.19	1.24
35	BA	1669	A	C8-N7	-5.81	1.27	1.31
36	BB	118	G	N9-C4	-5.81	1.33	1.38
35	BA	112	U	O3'-P	-5.81	1.54	1.61
1	AA	233	C	C4'-C3'	-5.81	1.46	1.52
1	AA	505	G	N7-C5	-5.81	1.35	1.39
1	AA	1129	C	N1-C6	-5.81	1.33	1.37
1	AA	1161	C	N3-C4	-5.81	1.29	1.33
1	AA	1410	G	N7-C5	-5.81	1.35	1.39
35	BA	503	A	N9-C4	-5.81	1.34	1.37
35	BA	529	A	C6-N6	-5.81	1.29	1.33
35	BA	1044	G	N7-C5	-5.81	1.35	1.39
35	BA	1444	G	C6-N1	-5.81	1.35	1.39
35	BA	2070	G	N7-C5	-5.81	1.35	1.39
35	BA	2799	C	C4'-C3'	-5.81	1.46	1.52
35	BA	2874	C	C5-C6	-5.81	1.29	1.34
1	AA	338	A	N9-C8	-5.81	1.33	1.37
1	AA	391	G	C5-C6	-5.81	1.36	1.42

Continued on next page...

Continued from previous page...

Mol	Chain	Res	Type	Atoms	Z	Observed(Å)	Ideal(Å)
1	AA	461	A	C6-N1	-5.81	1.31	1.35
1	AA	676	A	C8-N7	-5.81	1.27	1.31
1	AA	773	G	N3-C4	-5.81	1.31	1.35
1	AA	1521	G	N9-C8	-5.81	1.33	1.37
22	AV	9	G	C8-N7	-5.81	1.27	1.30
35	BA	9	U	C4-C5	-5.81	1.38	1.43
35	BA	1889	A	N3-C4	-5.81	1.31	1.34
35	BA	2443	C	C4-N4	-5.81	1.28	1.33
35	BA	2529	G	N3-C4	-5.81	1.31	1.35
36	BB	24	G	C3'-C2'	-5.81	1.46	1.52
1	AA	1373	G	C4'-C3'	-5.81	1.46	1.52
35	BA	696	G	C5-C4	-5.81	1.34	1.38
35	BA	887	A	C4'-C3'	-5.81	1.46	1.52
1	AA	545	C	N1-C6	-5.80	1.33	1.37
1	AA	839	U	C2-N3	-5.80	1.33	1.37
35	BA	271(S)	G	N9-C4	-5.80	1.33	1.38
35	BA	2101	G	C6-N1	-5.80	1.35	1.39
35	BA	2312	U	C2-N3	-5.80	1.33	1.37
35	BA	2777	G	N9-C4	-5.80	1.33	1.38
1	AA	360	A	C6-N1	-5.80	1.31	1.35
1	AA	809	G	N1-C2	-5.80	1.33	1.37
1	AA	492	G	N3-C4	-5.80	1.31	1.35
1	AA	765	G	C6-O6	-5.80	1.19	1.24
35	BA	950	G	C8-N7	-5.80	1.27	1.30
35	BA	1789	A	C8-N7	-5.80	1.27	1.31
35	BA	1842	G	P-O5'	-5.80	1.53	1.59
35	BA	123	G	C2-N3	-5.80	1.28	1.32
35	BA	147	U	C5-C6	-5.80	1.28	1.34
35	BA	1563	G	C2-N2	-5.80	1.28	1.34
35	BA	2381	C	C4'-O4'	-5.80	1.38	1.45
35	BA	2846	G	C2-N3	-5.80	1.28	1.32
35	BA	1790	C	N3-C4	-5.80	1.29	1.33
35	BA	2789	C	N3-C4	-5.80	1.29	1.33
1	AA	929	G	N3-C4	-5.80	1.31	1.35
35	BA	953	A	C3'-O3'	-5.80	1.34	1.42
35	BA	955	C	C5-C6	-5.80	1.29	1.34
35	BA	1073	A	N9-C8	5.80	1.42	1.37
35	BA	1282	U	C4'-C3'	-5.80	1.46	1.52
35	BA	1322	A	C6-N1	-5.80	1.31	1.35
35	BA	1567	A	C6-N1	5.80	1.39	1.35
35	BA	2268	A	C5-C4	-5.80	1.34	1.38
1	AA	577	G	C5-C4	-5.79	1.34	1.38

Continued on next page...

Continued from previous page...

Mol	Chain	Res	Type	Atoms	Z	Observed(Å)	Ideal(Å)
35	BA	1439	A	C6-N6	-5.79	1.29	1.33
35	BA	1575	C	C2-N3	-5.79	1.31	1.35
35	BA	1910	G	C5-C4	-5.79	1.34	1.38
35	BA	1986	A	C5-C6	-5.79	1.35	1.41
1	AA	882	C	N1-C2	-5.79	1.34	1.40
1	AA	919	A	N3-C4	-5.79	1.31	1.34
35	BA	917	A	C1'-N9	-5.79	1.38	1.46
35	BA	1326	U	C2-N3	-5.79	1.33	1.37
35	BA	1981	A	C5'-C4'	-5.79	1.44	1.51
35	BA	2389	G	C5'-C4'	-5.79	1.44	1.51
35	BA	2410	G	C6-N1	-5.79	1.35	1.39
35	BA	2503	A	N3-C4	-5.79	1.31	1.34
35	BA	2718	G	N9-C4	-5.79	1.33	1.38
1	AA	1160	G	N7-C5	-5.79	1.35	1.39
1	AA	1238	A	N7-C5	-5.79	1.35	1.39
1	AA	1401	G	N3-C4	-5.79	1.31	1.35
1	AA	1419	G	N9-C8	-5.79	1.33	1.37
35	BA	126	A	C4'-C3'	-5.79	1.46	1.52
35	BA	1212	G	C2-N3	-5.79	1.28	1.32
35	BA	2385	C	C4'-C3'	-5.79	1.46	1.52
35	BA	2643	G	C4'-O4'	-5.79	1.38	1.45
35	BA	2648	C	P-O5'	-5.79	1.53	1.59
35	BA	2867	G	C2-N3	-5.79	1.28	1.32
1	AA	1058	G	C5-C6	-5.79	1.36	1.42
35	BA	363(D)	G	N9-C4	-5.79	1.33	1.38
35	BA	1332	G	N9-C4	-5.79	1.33	1.38
35	BA	2341	G	N9-C4	-5.79	1.33	1.38
1	AA	491	G	N1-C2	-5.79	1.33	1.37
1	AA	865	A	N1-C2	-5.79	1.29	1.34
35	BA	1572	A	N3-C4	-5.79	1.31	1.34
35	BA	1783	A	N3-C4	-5.79	1.31	1.34
35	BA	1928	A	N9-C8	-5.79	1.33	1.37
35	BA	1100	C	N3-C4	-5.79	1.29	1.33
35	BA	1613	G	C8-N7	-5.79	1.27	1.30
1	AA	345	C	N1-C6	-5.79	1.33	1.37
1	AA	539	A	N7-C5	-5.79	1.35	1.39
1	AA	852	G	N7-C5	-5.79	1.35	1.39
1	AA	1009	G	N7-C5	-5.79	1.35	1.39
22	AV	43	A	N7-C5	-5.79	1.35	1.39
35	BA	84	A	N7-C5	5.79	1.42	1.39
35	BA	682	G	C2-N3	-5.79	1.28	1.32
35	BA	751	A	N7-C5	-5.79	1.35	1.39

Continued on next page...

Continued from previous page...

Mol	Chain	Res	Type	Atoms	Z	Observed(Å)	Ideal(Å)
35	BA	1693	U	N3-C4	-5.79	1.33	1.38
1	AA	1346	A	C8-N7	-5.78	1.27	1.31
22	AV	58	A	N9-C8	-5.78	1.33	1.37
35	BA	619	G	C4'-C3'	-5.78	1.46	1.52
35	BA	1838	C	N3-C4	-5.78	1.29	1.33
36	BB	50	G	C4'-C3'	-5.78	1.46	1.52
1	AA	824	C	C2-N3	-5.78	1.31	1.35
1	AA	854	G	N1-C2	-5.78	1.33	1.37
35	BA	1047	G	C2-N3	-5.78	1.28	1.32
35	BA	1169	G	N1-C2	-5.78	1.33	1.37
35	BA	2556	C	C2-N3	-5.78	1.31	1.35
35	BA	66	C	C4-C5	-5.78	1.38	1.43
35	BA	120	U	C5'-C4'	-5.78	1.44	1.51
35	BA	1270	C	C4-C5	-5.78	1.38	1.43
35	BA	2847	U	C5-C6	-5.78	1.28	1.34
1	AA	174	C	C4-N4	-5.78	1.28	1.33
1	AA	552	U	C2-O2	-5.78	1.17	1.22
1	AA	622	A	N9-C8	5.78	1.42	1.37
1	AA	1221	G	P-OP2	-5.78	1.39	1.49
35	BA	127	A	N7-C5	-5.78	1.35	1.39
35	BA	704	G	N7-C5	-5.78	1.35	1.39
35	BA	1031	G	C3'-C2'	-5.78	1.46	1.52
35	BA	1714	G	N7-C5	-5.78	1.35	1.39
35	BA	1785	A	C5-C6	-5.78	1.35	1.41
1	AA	473	G	C2-N3	-5.78	1.28	1.32
1	AA	949	A	N3-C4	-5.78	1.31	1.34
1	AA	1087	G	C4'-C3'	-5.78	1.46	1.52
1	AA	1422	G	N9-C4	-5.78	1.33	1.38
1	AA	1513	A	C3'-O3'	-5.78	1.34	1.42
35	BA	38	A	N3-C4	-5.78	1.31	1.34
35	BA	67	U	C4-O4	-5.78	1.19	1.23
35	BA	72	U	C4-O4	-5.78	1.19	1.23
35	BA	227	A	N9-C8	-5.78	1.33	1.37
35	BA	455	C	P-O5'	-5.78	1.53	1.59
35	BA	1280	G	P-O5'	-5.78	1.53	1.59
35	BA	1635	G	C2-N3	-5.78	1.28	1.32
35	BA	2245	U	P-O5'	-5.78	1.53	1.59
35	BA	2259	G	N9-C8	5.78	1.41	1.37
35	BA	2294	C	C4'-C3'	-5.78	1.46	1.52
35	BA	2376	A	C6-N6	-5.78	1.29	1.33
35	BA	2771	C	C2-O2	-5.78	1.19	1.24
22	AV	11	A	O4'-C1'	-5.77	1.34	1.41

Continued on next page...

Continued from previous page...

Mol	Chain	Res	Type	Atoms	Z	Observed(Å)	Ideal(Å)
35	BA	60	G	C5-C4	-5.77	1.34	1.38
1	AA	1400	C	C4-N4	-5.77	1.28	1.33
1	AA	172	A	C2-N3	-5.77	1.28	1.33
1	AA	1034	G	C5-C6	-5.77	1.36	1.42
1	AA	1312	G	N9-C4	-5.77	1.33	1.38
35	BA	1530	C	C3'-C2'	-5.77	1.46	1.52
35	BA	2195	C	N3-C4	-5.77	1.29	1.33
35	BA	2231	C	C2-N3	-5.77	1.31	1.35
35	BA	2237	G	N9-C8	-5.77	1.33	1.37
35	BA	2661	G	N9-C8	-5.77	1.33	1.37
1	AA	338	A	C6-N1	-5.77	1.31	1.35
35	BA	1452	A	N9-C8	-5.77	1.33	1.37
35	BA	2132	U	C4-O4	5.77	1.28	1.23
1	AA	21	G	C6-N1	-5.77	1.35	1.39
1	AA	129(A)	G	C8-N7	-5.77	1.27	1.30
1	AA	373	A	C8-N7	-5.77	1.27	1.31
1	AA	625	G	C8-N7	-5.77	1.27	1.30
1	AA	633	G	P-O5'	-5.77	1.53	1.59
1	AA	662	G	C8-N7	-5.77	1.27	1.30
1	AA	1064	G	C2-N2	-5.77	1.28	1.34
35	BA	514	A	N1-C2	-5.77	1.29	1.34
35	BA	599	G	P-O5'	-5.77	1.53	1.59
35	BA	1055	G	C4'-C3'	-5.77	1.46	1.52
35	BA	1103	A	C4'-C3'	-5.77	1.46	1.52
35	BA	1510	G	C6-N1	-5.77	1.35	1.39
35	BA	1525	G	P-O5'	-5.77	1.53	1.59
35	BA	1891	G	C2-N2	-5.77	1.28	1.34
35	BA	2426	A	C8-N7	-5.77	1.27	1.31
1	AA	413	G	N7-C5	-5.77	1.35	1.39
1	AA	1397	C	N1-C6	-5.77	1.33	1.37
35	BA	1928	A	N7-C5	-5.77	1.35	1.39
35	BA	2336	A	N7-C5	-5.77	1.35	1.39
1	AA	230	G	C6-O6	-5.76	1.19	1.24
1	AA	617	G	N1-C2	-5.76	1.33	1.37
1	AA	1129	C	N3-C4	-5.76	1.29	1.33
23	AX	21	C	C2'-O2'	-5.76	1.34	1.41
35	BA	176	G	N9-C8	-5.76	1.33	1.37
35	BA	982	C	N3-C4	-5.76	1.29	1.33
35	BA	1371	G	N1-C2	-5.76	1.33	1.37
35	BA	1451	C	N3-C4	-5.76	1.29	1.33
35	BA	1812	A	C6-N1	-5.76	1.31	1.35
36	BB	67	G	N1-C2	-5.76	1.33	1.37

Continued on next page...

Continued from previous page...

Mol	Chain	Res	Type	Atoms	Z	Observed(Å)	Ideal(Å)
1	AA	498	U	C2-O2	-5.76	1.17	1.22
1	AA	1358	U	C4-C5	-5.76	1.38	1.43
1	AA	1381	U	N1-C2	-5.76	1.33	1.38
1	AA	147	G	C2-N3	-5.76	1.28	1.32
1	AA	1285	A	P-O5'	-5.76	1.53	1.59
35	BA	1302	A	C6-N6	-5.76	1.29	1.33
35	BA	1523	U	O3'-P	-5.76	1.54	1.61
35	BA	1541	G	C2-N3	-5.76	1.28	1.32
35	BA	1603	A	N7-C5	5.76	1.42	1.39
35	BA	1690	A	C6-N6	-5.76	1.29	1.33
35	BA	1971	A	C8-N7	-5.76	1.27	1.31
1	AA	268	C	N1-C6	-5.76	1.33	1.37
1	AA	554	C	C5'-C4'	-5.76	1.44	1.51
35	BA	1287	A	N9-C4	-5.76	1.34	1.37
35	BA	1799	G	N7-C5	-5.76	1.35	1.39
35	BA	1843	C	N1-C6	-5.76	1.33	1.37
1	AA	839	U	N1-C6	-5.76	1.32	1.38
35	BA	224	G	C4'-C3'	-5.76	1.46	1.52
35	BA	262	A	C5-C6	-5.76	1.35	1.41
35	BA	1227	G	C5-C4	-5.76	1.34	1.38
1	AA	110	C	C2-O2	-5.76	1.19	1.24
1	AA	965	A	N9-C8	-5.76	1.33	1.37
1	AA	1105	A	C6-N6	-5.76	1.29	1.33
35	BA	97	C	C4'-O4'	-5.76	1.38	1.45
35	BA	196	A	N9-C8	-5.76	1.33	1.37
35	BA	1137	G	N1-C2	-5.76	1.33	1.37
35	BA	1318	C	N1-C6	5.76	1.40	1.37
35	BA	1564	C	C2'-C1'	-5.76	1.47	1.53
35	BA	1662	C	C2-O2	-5.76	1.19	1.24
35	BA	2324	C	C2-N3	-5.76	1.31	1.35
1	AA	516	U	C4-C5	-5.75	1.38	1.43
1	AA	758	G	C4'-C3'	-5.75	1.46	1.52
35	BA	543	C	C4'-O4'	-5.75	1.38	1.45
35	BA	1026	U	P-O5'	-5.75	1.53	1.59
35	BA	2891	G	C8-N7	-5.75	1.27	1.30
1	AA	1030	C	N3-C4	-5.75	1.29	1.33
1	AA	1204	A	C5-C4	-5.75	1.34	1.38
1	AA	1218	C	N3-C4	-5.75	1.29	1.33
1	AA	1230	C	N3-C4	-5.75	1.29	1.33
35	BA	34	C	N3-C4	-5.75	1.29	1.33
35	BA	1005	C	C2'-C1'	-5.75	1.47	1.53
35	BA	1926	U	C2'-C1'	-5.75	1.47	1.53

Continued on next page...

Continued from previous page...

Mol	Chain	Res	Type	Atoms	Z	Observed(Å)	Ideal(Å)
1	AA	41	G	N1-C2	-5.75	1.33	1.37
1	AA	939	G	C2-N3	-5.75	1.28	1.32
1	AA	1334	G	C6-N1	5.75	1.43	1.39
1	AA	921	U	C4-O4	-5.75	1.19	1.23
35	BA	2534	A	C8-N7	-5.75	1.27	1.31
1	AA	712	A	C2-N3	-5.75	1.28	1.33
1	AA	835	U	N3-C4	-5.75	1.33	1.38
35	BA	406	G	C4'-C3'	-5.75	1.46	1.52
35	BA	761	A	C6-N1	-5.75	1.31	1.35
35	BA	1154	G	N9-C8	-5.75	1.33	1.37
35	BA	1416	G	C4'-O4'	-5.75	1.38	1.45
35	BA	2383	G	C4'-C3'	-5.75	1.46	1.52
35	BA	2472	G	N9-C8	-5.75	1.33	1.37
1	AA	11	G	C6-O6	-5.75	1.19	1.24
1	AA	281	G	N1-C2	-5.75	1.33	1.37
1	AA	874	G	C8-N7	5.75	1.34	1.30
1	AA	1080	A	C8-N7	5.75	1.35	1.31
35	BA	27	G	N1-C2	-5.75	1.33	1.37
35	BA	592	G	C8-N7	5.75	1.34	1.30
35	BA	1630	G	C5-C4	-5.75	1.34	1.38
35	BA	2619	C	C4-N4	-5.75	1.28	1.33
35	BA	2842	G	C5-C6	-5.75	1.36	1.42
1	AA	1237	C	C2-O2	5.75	1.29	1.24
35	BA	1114	G	P-O5'	-5.75	1.54	1.59
1	AA	225	C	C4-N4	-5.74	1.28	1.33
1	AA	586	C	C4-C5	-5.74	1.38	1.43
24	AY	391	GLY	N-CA	-5.74	1.37	1.46
35	BA	1158	C	O3'-P	-5.74	1.54	1.61
35	BA	2340	G	N7-C5	5.74	1.42	1.39
1	AA	115	G	N3-C4	-5.74	1.31	1.35
1	AA	733	A	N7-C5	-5.74	1.35	1.39
1	AA	1474	G	N3-C4	-5.74	1.31	1.35
35	BA	543	C	C2'-O2'	-5.74	1.34	1.41
35	BA	604	G	C5-C4	-5.74	1.34	1.38
35	BA	1977	A	N9-C8	-5.74	1.33	1.37
1	AA	931	C	N1-C6	-5.74	1.33	1.37
1	AA	981	U	C2-N3	-5.74	1.33	1.37
1	AA	1213	A	C8-N7	5.74	1.35	1.31
35	BA	2876	G	C6-O6	-5.74	1.19	1.24
1	AA	194	C	N3-C4	-5.74	1.29	1.33
1	AA	245	C	N3-C4	-5.74	1.29	1.33
1	AA	1339	A	C8-N7	-5.74	1.27	1.31

Continued on next page...

Continued from previous page...

Mol	Chain	Res	Type	Atoms	Z	Observed(Å)	Ideal(Å)
35	BA	595	C	N3-C4	-5.74	1.29	1.33
35	BA	964	C	N3-C4	-5.74	1.29	1.33
35	BA	1430	C	C5-C6	-5.74	1.29	1.34
35	BA	2257	U	P-O5'	-5.74	1.54	1.59
35	BA	2715	C	C4-N4	-5.74	1.28	1.33
35	BA	2870	C	N3-C4	-5.74	1.29	1.33
36	BB	11	C	O3'-P	-5.74	1.54	1.61
36	BB	69	G	N7-C5	5.74	1.42	1.39
1	AA	278	G	C5-C4	-5.74	1.34	1.38
1	AA	799	G	N1-C2	-5.74	1.33	1.37
1	AA	1046	A	N9-C8	-5.74	1.33	1.37
3	AC	167	TRP	CB-CG	-5.74	1.40	1.50
35	BA	1721	G	C2-N3	-5.74	1.28	1.32
35	BA	2227	A	C3'-C2'	-5.74	1.46	1.52
35	BA	2770	G	C5-C4	-5.74	1.34	1.38
1	AA	166	G	P-O5'	-5.74	1.54	1.59
35	BA	785	G	C8-N7	-5.74	1.27	1.30
35	BA	2509	G	N7-C5	-5.74	1.35	1.39
1	AA	408	A	N9-C8	-5.73	1.33	1.37
1	AA	1003	G	N1-C2	-5.73	1.33	1.37
22	AV	46	G	N1-C2	-5.73	1.33	1.37
35	BA	861	A	C6-N1	-5.73	1.31	1.35
35	BA	1028	A	N1-C2	-5.73	1.29	1.34
35	BA	1208	C	C5-C6	-5.73	1.29	1.34
35	BA	1664	A	N1-C2	-5.73	1.29	1.34
35	BA	1992	G	N9-C4	-5.73	1.33	1.38
35	BA	2840	C	C2-O2	-5.73	1.19	1.24
42	BH	18	GLU	CD-OE1	-5.73	1.19	1.25
1	AA	1053	G	C6-N1	-5.73	1.35	1.39
1	AA	1138	G	C5-C4	-5.73	1.34	1.38
35	BA	386	G	O4'-C1'	-5.73	1.34	1.41
35	BA	956	G	C6-N1	5.73	1.43	1.39
35	BA	966	G	N3-C4	-5.73	1.31	1.35
35	BA	1209	G	N3-C4	-5.73	1.31	1.35
35	BA	2046	G	C6-N1	-5.73	1.35	1.39
1	AA	305	G	N7-C5	-5.73	1.35	1.39
35	BA	428	A	N7-C5	-5.73	1.35	1.39
1	AA	631	G	C8-N7	-5.73	1.27	1.30
1	AA	725	G	C8-N7	-5.73	1.27	1.30
22	AV	21	A	C2-N3	-5.73	1.28	1.33
35	BA	210	C	C4'-C3'	-5.73	1.46	1.52
35	BA	1163	G	C4'-C3'	-5.73	1.46	1.52

Continued on next page...

Continued from previous page...

Mol	Chain	Res	Type	Atoms	Z	Observed(Å)	Ideal(Å)
35	BA	1185	C	C5-C6	-5.73	1.29	1.34
35	BA	1826	G	N9-C8	-5.73	1.33	1.37
35	BA	1930	G	C8-N7	-5.73	1.27	1.30
1	AA	530	G	P-O5'	-5.73	1.54	1.59
1	AA	784	C	C5-C6	5.73	1.39	1.34
1	AA	538	G	C5'-C4'	-5.72	1.44	1.51
35	BA	2595	G	C4'-O4'	-5.72	1.38	1.45
42	BH	116	GLU	CD-OE2	-5.72	1.19	1.25
1	AA	1050	G	N7-C5	-5.72	1.35	1.39
1	AA	1233	G	C6-O6	-5.72	1.19	1.24
35	BA	1045	A	C2-N3	-5.72	1.28	1.33
35	BA	1143	A	N7-C5	-5.72	1.35	1.39
35	BA	1266	G	N9-C8	-5.72	1.33	1.37
35	BA	1422	G	C8-N7	-5.72	1.27	1.30
35	BA	1620	G	N7-C5	-5.72	1.35	1.39
35	BA	1643	G	N7-C5	-5.72	1.35	1.39
35	BA	2051	A	C5-C4	-5.72	1.34	1.38
35	BA	2166	G	N9-C8	-5.72	1.33	1.37
35	BA	2727	G	N9-C8	-5.72	1.33	1.37
35	BA	2782	G	N9-C8	-5.72	1.33	1.37
36	BB	38	C	O4'-C1'	-5.72	1.34	1.41
1	AA	1074	G	C6-O6	5.72	1.29	1.24
1	AA	446	G	C4'-C3'	-5.72	1.46	1.52
24	AY	364	GLU	CD-OE1	-5.72	1.19	1.25
35	BA	741	G	N3-C4	-5.72	1.31	1.35
35	BA	1753	G	N9-C4	-5.72	1.33	1.38
35	BA	1950	G	N7-C5	5.72	1.42	1.39
35	BA	2588	G	C6-N1	-5.72	1.35	1.39
36	BB	103	G	C6-N1	-5.72	1.35	1.39
42	BH	16	SER	CB-OG	-5.72	1.34	1.42
1	AA	1497	G	N1-C2	-5.72	1.33	1.37
35	BA	1452	A	N3-C4	-5.72	1.31	1.34
1	AA	790	A	C8-N7	-5.72	1.27	1.31
1	AA	802	A	C8-N7	-5.72	1.27	1.31
35	BA	553	G	O3'-P	-5.72	1.54	1.61
35	BA	819	A	C6-N6	-5.72	1.29	1.33
35	BA	949	C	N3-C4	-5.72	1.29	1.33
35	BA	1544	A	C5-C4	-5.72	1.34	1.38
35	BA	2072	G	C2-N3	-5.72	1.28	1.32
35	BA	2292	C	N1-C6	-5.72	1.33	1.37
1	AA	289	G	N1-C2	-5.71	1.33	1.37
1	AA	1431	C	C2-N3	-5.71	1.31	1.35

Continued on next page...

Continued from previous page...

Mol	Chain	Res	Type	Atoms	Z	Observed(Å)	Ideal(Å)
35	BA	2585	U	C2-N3	-5.71	1.33	1.37
54	BW	45	TYR	CG-CD2	-5.71	1.31	1.39
35	BA	2267	A	P-O5'	-5.71	1.54	1.59
1	AA	442	C	C4-C5	-5.71	1.38	1.43
1	AA	1010	G	C3'-C2'	-5.71	1.46	1.52
35	BA	49	A	N7-C5	-5.71	1.35	1.39
35	BA	64	A	N3-C4	-5.71	1.31	1.34
35	BA	808	G	N7-C5	-5.71	1.35	1.39
35	BA	777	A	N3-C4	5.71	1.38	1.34
35	BA	1431	U	N3-C4	-5.71	1.33	1.38
35	BA	1712	C	N1-C6	-5.71	1.33	1.37
36	BB	96	U	N3-C4	-5.71	1.33	1.38
1	AA	359	U	C4-O4	-5.71	1.19	1.23
1	AA	703	G	N3-C4	-5.71	1.31	1.35
1	AA	975	A	C5-C6	-5.71	1.35	1.41
1	AA	1090	U	C2-N3	-5.71	1.33	1.37
1	AA	1341	U	C3'-C2'	-5.71	1.46	1.52
1	AA	1364	U	O4'-C1'	-5.71	1.34	1.41
35	BA	1092	C	N3-C4	5.71	1.38	1.33
35	BA	2590	A	C5-C6	-5.71	1.35	1.41
35	BA	2631	G	N3-C4	-5.71	1.31	1.35
1	AA	348	G	N9-C8	-5.71	1.33	1.37
35	BA	542	C	N1-C2	-5.71	1.34	1.40
35	BA	1006	C	C4-C5	-5.71	1.38	1.43
35	BA	1788	C	C4-C5	-5.71	1.38	1.43
35	BA	2442	C	C4-C5	-5.71	1.38	1.43
35	BA	2632	A	N1-C2	-5.71	1.29	1.34
1	AA	1378	C	C2-O2	-5.71	1.19	1.24
35	BA	411	G	C5-C4	-5.71	1.34	1.38
35	BA	476	G	C5-C4	-5.71	1.34	1.38
35	BA	2505	G	C5-C4	-5.71	1.34	1.38
1	AA	261	U	C2-N3	-5.70	1.33	1.37
1	AA	1497	G	N3-C4	-5.70	1.31	1.35
35	BA	7	G	N3-C4	-5.70	1.31	1.35
35	BA	473	G	C2-N2	5.70	1.40	1.34
35	BA	887	A	C2'-C1'	-5.70	1.47	1.53
35	BA	1123	C	N1-C6	-5.70	1.33	1.37
35	BA	1864	U	C2-N3	-5.70	1.33	1.37
1	AA	550	G	C8-N7	-5.70	1.27	1.30
22	AV	63	G	C8-N7	-5.70	1.27	1.30
35	BA	489	G	C8-N7	-5.70	1.27	1.30
35	BA	616	G	C8-N7	-5.70	1.27	1.30

Continued on next page...

Continued from previous page...

Mol	Chain	Res	Type	Atoms	Z	Observed(Å)	Ideal(Å)
35	BA	667	U	N3-C4	-5.70	1.33	1.38
35	BA	1622	G	C2-N3	-5.70	1.28	1.32
35	BA	1998	G	C2-N3	-5.70	1.28	1.32
35	BA	2244	U	C4-O4	-5.70	1.19	1.23
35	BA	495	G	N9-C8	-5.70	1.33	1.37
35	BA	2689	U	C2-O2	-5.70	1.17	1.22
1	AA	191	G	C5'-C4'	-5.70	1.44	1.51
35	BA	1596	A	N7-C5	-5.70	1.35	1.39
35	BA	2305	A	C6-N1	-5.70	1.31	1.35
1	AA	46	G	P-O5'	-5.70	1.54	1.59
22	AV	36	U	P-O5'	-5.70	1.54	1.59
35	BA	2158	A	O3'-P	-5.70	1.54	1.61
1	AA	290	C	O4'-C1'	-5.70	1.34	1.41
1	AA	782	A	N9-C8	-5.70	1.33	1.37
1	AA	800	G	N1-C2	-5.70	1.33	1.37
1	AA	1407	C	C4'-C3'	-5.70	1.46	1.52
35	BA	150	C	C2-O2	-5.70	1.19	1.24
35	BA	1040	C	C2'-C1'	-5.70	1.47	1.53
35	BA	1106	G	C8-N7	5.70	1.34	1.30
35	BA	2090	G	C8-N7	5.70	1.34	1.30
35	BA	2172	U	N1-C6	-5.70	1.32	1.38
1	AA	1162	C	N3-C4	-5.69	1.29	1.33
35	BA	295	G	C5-C4	-5.69	1.34	1.38
35	BA	1290	C	C5-C6	-5.69	1.29	1.34
35	BA	1996	C	O4'-C1'	-5.69	1.34	1.41
35	BA	2571	C	C5-C6	-5.69	1.29	1.34
35	BA	398	G	C4'-C3'	-5.69	1.46	1.52
35	BA	824	A	N9-C4	-5.69	1.34	1.37
35	BA	828	U	C2-O2	-5.69	1.17	1.22
35	BA	1552	G	N7-C5	-5.69	1.35	1.39
35	BA	1668	A	N3-C4	-5.69	1.31	1.34
35	BA	2141	G	N3-C4	-5.69	1.31	1.35
35	BA	2160	G	N3-C4	-5.69	1.31	1.35
1	AA	649	G	C8-N7	5.69	1.34	1.30
35	BA	540	C	N1-C6	-5.69	1.33	1.37
35	BA	1107	G	N9-C4	-5.69	1.33	1.38
35	BA	2424	C	C4-N4	-5.69	1.28	1.33
1	AA	1388	C	O3'-P	-5.69	1.54	1.61
1	AA	674	G	N3-C4	-5.69	1.31	1.35
35	BA	323	G	C5-C6	-5.69	1.36	1.42
35	BA	859	G	C6-N1	-5.69	1.35	1.39
35	BA	2492	U	C3'-C2'	-5.69	1.46	1.52

Continued on next page...

Continued from previous page...

Mol	Chain	Res	Type	Atoms	Z	Observed(Å)	Ideal(Å)
35	BA	310	A	N3-C4	-5.69	1.31	1.34
35	BA	324	A	N3-C4	-5.69	1.31	1.34
35	BA	1485	G	N7-C5	-5.69	1.35	1.39
35	BA	1758	G	N9-C4	-5.69	1.33	1.38
35	BA	2382	G	N7-C5	-5.69	1.35	1.39
35	BA	2533	A	N1-C2	-5.69	1.29	1.34
35	BA	2553	G	N9-C8	-5.68	1.33	1.37
35	BA	2815	C	N1-C6	-5.68	1.33	1.37
1	AA	741	G	C8-N7	-5.68	1.27	1.30
1	AA	831	U	N1-C6	-5.68	1.32	1.38
1	AA	1382	C	C4'-C3'	-5.68	1.46	1.52
35	BA	772	C	N3-C4	-5.68	1.29	1.33
35	BA	2265	U	C2'-C1'	-5.68	1.47	1.53
35	BA	2294	C	N3-C4	-5.68	1.29	1.33
35	BA	2833	G	C8-N7	-5.68	1.27	1.30
1	AA	1495	U	N1-C2	-5.68	1.33	1.38
35	BA	478	A	C2'-C1'	-5.68	1.47	1.53
35	BA	1208	C	C4'-O4'	-5.68	1.38	1.45
35	BA	1325	G	N7-C5	-5.68	1.35	1.39
35	BA	2135	A	N7-C5	-5.68	1.35	1.39
35	BA	2329	G	N9-C8	-5.68	1.33	1.37
35	BA	2657	A	N9-C4	-5.68	1.34	1.37
1	AA	1042	G	C2-N3	-5.68	1.28	1.32
1	AA	1207	G	O3'-P	-5.68	1.54	1.61
35	BA	844	C	N1-C2	-5.68	1.34	1.40
35	BA	1055	G	O3'-P	-5.68	1.54	1.61
1	AA	585	G	C6-N1	-5.68	1.35	1.39
1	AA	988	G	C3'-C2'	-5.68	1.46	1.52
35	BA	2048	G	C6-N1	-5.68	1.35	1.39
35	BA	2373	G	N9-C4	-5.68	1.33	1.38
1	AA	390	C	C5-C6	-5.67	1.29	1.34
1	AA	583	A	C3'-C2'	-5.67	1.46	1.52
35	BA	582	G	O3'-P	-5.67	1.54	1.61
35	BA	1138	G	N9-C8	-5.67	1.33	1.37
35	BA	1545	A	P-O5'	-5.67	1.54	1.59
35	BA	1612	C	P-O5'	-5.67	1.54	1.59
35	BA	44	G	C5-C4	-5.67	1.34	1.38
35	BA	108	U	C2'-C1'	-5.67	1.47	1.53
35	BA	298	G	C4'-C3'	-5.67	1.46	1.52
35	BA	1216	G	C4'-C3'	-5.67	1.46	1.52
35	BA	1320	C	C4-N4	-5.67	1.28	1.33
35	BA	2077	A	N9-C4	-5.67	1.34	1.37

Continued on next page...

Continued from previous page...

Mol	Chain	Res	Type	Atoms	Z	Observed(Å)	Ideal(Å)
35	BA	2674	G	N3-C4	5.67	1.39	1.35
1	AA	118	U	C4-O4	-5.67	1.19	1.23
1	AA	1115	C	N3-C4	-5.67	1.29	1.33
35	BA	158	U	C3'-C2'	-5.67	1.46	1.52
35	BA	2346	A	P-O5'	-5.67	1.54	1.59
35	BA	2853	C	C2-O2	-5.67	1.19	1.24
35	BA	2875	C	C4'-O4'	-5.67	1.38	1.45
1	AA	26	A	N1-C2	-5.67	1.29	1.34
1	AA	869	G	C8-N7	-5.67	1.27	1.30
1	AA	1300	G	C2-N3	-5.67	1.28	1.32
35	BA	221	A	N7-C5	-5.67	1.35	1.39
35	BA	363	G	C8-N7	-5.67	1.27	1.30
35	BA	423	A	N1-C2	-5.67	1.29	1.34
35	BA	466	A	C5-C4	-5.67	1.34	1.38
35	BA	705	A	C5-C4	-5.67	1.34	1.38
35	BA	1633	G	N7-C5	-5.67	1.35	1.39
35	BA	2123	G	C8-N7	-5.67	1.27	1.30
35	BA	2450	A	C5-C4	-5.67	1.34	1.38
35	BA	2561	A	N1-C2	-5.67	1.29	1.34
1	AA	426	G	C6-N1	-5.67	1.35	1.39
1	AA	1394	A	N9-C8	-5.67	1.33	1.37
35	BA	199	A	N3-C4	-5.67	1.31	1.34
35	BA	737	C	O3'-P	-5.67	1.54	1.61
35	BA	1607	C	C2-N3	-5.67	1.31	1.35
35	BA	2732	G	C6-O6	-5.67	1.19	1.24
36	BB	101	G	C6-N1	-5.67	1.35	1.39
1	AA	637	G	C3'-C2'	-5.67	1.46	1.52
1	AA	399	G	N9-C4	-5.66	1.33	1.38
1	AA	576	G	C8-N7	-5.66	1.27	1.30
1	AA	1283	G	C8-N7	-5.66	1.27	1.30
35	BA	485	C	C5'-C4'	-5.66	1.44	1.51
1	AA	189(H)	G	C5-C4	-5.66	1.34	1.38
1	AA	1295	G	C5-C4	-5.66	1.34	1.38
35	BA	1945	G	C6-O6	-5.66	1.19	1.24
1	AA	45	U	N1-C6	-5.66	1.32	1.38
35	BA	467	G	C6-N1	-5.66	1.35	1.39
35	BA	2332	U	C2-N3	-5.66	1.33	1.37
35	BA	2644	G	P-O5'	-5.66	1.54	1.59
1	AA	159	G	C2-N2	-5.66	1.28	1.34
1	AA	642	A	C5-C6	-5.66	1.35	1.41
1	AA	865	A	C6-N6	-5.66	1.29	1.33
1	AA	1122	U	C4-C5	-5.66	1.38	1.43

Continued on next page...

Continued from previous page...

Mol	Chain	Res	Type	Atoms	Z	Observed(Å)	Ideal(Å)
35	BA	348	G	C2-N2	-5.66	1.28	1.34
35	BA	861	A	C2'-O2'	-5.66	1.34	1.41
35	BA	1015	G	N3-C4	5.66	1.39	1.35
35	BA	2451	A	P-O5'	-5.66	1.54	1.59
35	BA	2751	G	C2-N2	-5.66	1.28	1.34
35	BA	720	C	C4-C5	-5.66	1.38	1.43
35	BA	2835	A	C4'-O4'	-5.66	1.38	1.45
1	AA	111	G	C6-N1	5.66	1.43	1.39
1	AA	385	C	C5-C6	-5.66	1.29	1.34
1	AA	476	G	C4'-C3'	-5.66	1.46	1.52
1	AA	1066	C	C4'-C3'	-5.66	1.46	1.52
1	AA	1249	C	N3-C4	-5.66	1.29	1.33
35	BA	270	A	C6-N1	-5.66	1.31	1.35
35	BA	795	C	C2'-O2'	-5.66	1.34	1.41
35	BA	841	A	C6-N1	-5.66	1.31	1.35
35	BA	951	C	N3-C4	-5.66	1.29	1.33
35	BA	1808	U	C2'-O2'	-5.66	1.34	1.41
1	AA	742	G	O3'-P	-5.65	1.54	1.61
1	AA	1369	C	O3'-P	-5.65	1.54	1.61
35	BA	271(A)	A	N3-C4	-5.65	1.31	1.34
35	BA	2238	G	N3-C4	-5.65	1.31	1.35
35	BA	2712(A)	A	N9-C4	-5.65	1.34	1.37
1	AA	619	U	N1-C6	-5.65	1.32	1.38
35	BA	307	G	C2-N2	-5.65	1.28	1.34
35	BA	392	C	N1-C6	-5.65	1.33	1.37
35	BA	1092	C	C4-C5	-5.65	1.38	1.43
35	BA	1224	C	C4-C5	-5.65	1.38	1.43
35	BA	1594	G	C5'-C4'	-5.65	1.44	1.51
35	BA	2848	G	N1-C2	-5.65	1.33	1.37
35	BA	2484	G	C5-C4	-5.65	1.34	1.38
36	BB	69	G	C6-N1	-5.65	1.35	1.39
1	AA	781	A	N7-C5	-5.65	1.35	1.39
35	BA	505	A	C8-N7	-5.65	1.27	1.31
35	BA	2315	G	C2-N3	-5.65	1.28	1.32
35	BA	2465	C	N3-C4	-5.65	1.29	1.33
1	AA	10	A	N1-C2	-5.65	1.29	1.34
1	AA	514	C	C4-N4	-5.65	1.28	1.33
1	AA	558	G	N9-C4	-5.65	1.33	1.38
1	AA	918	A	N1-C2	5.65	1.39	1.34
35	BA	908	C	C4-N4	-5.65	1.28	1.33
35	BA	1700	A	C5-C6	-5.65	1.35	1.41
35	BA	1781	C	O4'-C1'	-5.65	1.34	1.41

Continued on next page...

Continued from previous page...

Mol	Chain	Res	Type	Atoms	Z	Observed(Å)	Ideal(Å)
35	BA	35	G	C4'-C3'	-5.64	1.47	1.52
35	BA	380	U	C4'-C3'	-5.64	1.47	1.52
1	AA	521	G	C8-N7	-5.64	1.27	1.30
1	AA	1160	G	N3-C4	-5.64	1.31	1.35
22	AV	58	A	N1-C2	-5.64	1.29	1.34
35	BA	8	A	C5-C4	-5.64	1.34	1.38
35	BA	506	G	O3'-P	-5.64	1.54	1.61
35	BA	1412	A	C5-C6	-5.64	1.35	1.41
35	BA	1773	A	N3-C4	5.64	1.38	1.34
35	BA	2479	G	C5-C6	-5.64	1.36	1.42
35	BA	2721	A	C5-C4	-5.64	1.34	1.38
1	AA	923	A	N3-C4	-5.64	1.31	1.34
35	BA	92	A	C6-N1	-5.64	1.31	1.35
35	BA	453	C	C4-C5	-5.64	1.38	1.43
35	BA	458	G	C2-N3	-5.64	1.28	1.32
35	BA	1085	A	C6-N1	-5.64	1.31	1.35
35	BA	2659	G	N9-C4	-5.64	1.33	1.38
35	BA	2789	C	C4-C5	-5.64	1.38	1.43
1	AA	1497	G	C2-N3	5.64	1.37	1.32
35	BA	505	A	N1-C2	-5.64	1.29	1.34
35	BA	706	A	N1-C2	-5.64	1.29	1.34
35	BA	1005	C	C4'-C3'	-5.64	1.47	1.52
35	BA	1390	U	C4-C5	-5.64	1.38	1.43
1	AA	92	C	O3'-P	-5.64	1.54	1.61
35	BA	58	G	N9-C8	-5.64	1.33	1.37
35	BA	654(M)	C	C5-C6	-5.64	1.29	1.34
35	BA	1231	G	N7-C5	-5.64	1.35	1.39
35	BA	1741	A	N9-C4	-5.64	1.34	1.37
1	AA	285	G	N1-C2	-5.63	1.33	1.37
1	AA	503	C	N1-C2	5.63	1.45	1.40
1	AA	942	G	C2-N3	-5.63	1.28	1.32
1	AA	1421	G	C2-N3	-5.63	1.28	1.32
35	BA	1113	U	C2-O2	-5.63	1.17	1.22
35	BA	1559	G	N9-C4	5.63	1.42	1.38
35	BA	2304	G	C2-N3	-5.63	1.28	1.32
35	BA	2680	C	C4-C5	-5.63	1.38	1.43
35	BA	2868	A	P-O5'	-5.63	1.54	1.59
1	AA	571	U	C2-N3	-5.63	1.33	1.37
1	AA	1452	C	C2-N3	-5.63	1.31	1.35
35	BA	15	G	N3-C4	-5.63	1.31	1.35
35	BA	125	G	N3-C4	-5.63	1.31	1.35
35	BA	607	U	C2'-C1'	-5.63	1.47	1.53

Continued on next page...

Continued from previous page...

Mol	Chain	Res	Type	Atoms	Z	Observed(Å)	Ideal(Å)
35	BA	1518	U	C2-N3	-5.63	1.33	1.37
35	BA	2579	C	N3-C4	-5.63	1.30	1.33
1	AA	6	G	N9-C8	-5.63	1.33	1.37
1	AA	611	A	C8-N7	-5.63	1.27	1.31
1	AA	1071	C	C4'-C3'	-5.63	1.47	1.52
1	AA	1182	G	N9-C8	-5.63	1.33	1.37
1	AA	1469	G	N7-C5	-5.63	1.35	1.39
23	AX	14	A	C5-C6	-5.63	1.35	1.41
35	BA	137	C	C4'-C3'	-5.63	1.47	1.52
35	BA	317	G	N7-C5	-5.63	1.35	1.39
35	BA	355	G	N7-C5	-5.63	1.35	1.39
35	BA	389	G	N9-C8	-5.63	1.33	1.37
35	BA	589	C	C3'-C2'	-5.63	1.46	1.52
35	BA	764	A	C5-C6	-5.63	1.35	1.41
35	BA	1786	A	N7-C5	-5.63	1.35	1.39
35	BA	2361	A	C5-C6	-5.63	1.35	1.41
35	BA	2396	G	C2-N2	-5.63	1.28	1.34
1	AA	526	C	C4-C5	-5.63	1.38	1.43
35	BA	10	G	C5-C4	-5.63	1.34	1.38
1	AA	167	G	C6-O6	-5.63	1.19	1.24
35	BA	44	G	C6-O6	-5.63	1.19	1.24
35	BA	259	G	N1-C2	-5.63	1.33	1.37
35	BA	423	A	C2-N3	-5.63	1.28	1.33
35	BA	612	C	C2-O2	5.63	1.29	1.24
35	BA	2821	A	C5'-C4'	-5.63	1.44	1.51
38	BD	246	PRO	N-CD	-5.63	1.40	1.47
1	AA	8	A	C5-C4	-5.63	1.34	1.38
1	AA	470	C	N3-C4	-5.63	1.30	1.33
35	BA	372	G	N7-C5	5.63	1.42	1.39
35	BA	897	C	C5-C6	-5.63	1.29	1.34
35	BA	2677	G	N3-C4	-5.63	1.31	1.35
36	BB	48	A	C2'-C1'	-5.63	1.47	1.53
1	AA	318	G	C5-C4	-5.62	1.34	1.38
1	AA	664	G	C5-C4	-5.62	1.34	1.38
1	AA	951	G	C3'-C2'	-5.62	1.46	1.52
35	BA	1430	C	N1-C6	5.62	1.40	1.37
35	BA	2120	G	P-O5'	-5.62	1.54	1.59
1	AA	77	G	C6-N1	-5.62	1.35	1.39
1	AA	620	C	C2-N3	-5.62	1.31	1.35
1	AA	755	G	C6-N1	-5.62	1.35	1.39
1	AA	1011	G	C6-N1	-5.62	1.35	1.39
35	BA	371	A	C6-N1	-5.62	1.31	1.35

Continued on next page...

Continued from previous page...

Mol	Chain	Res	Type	Atoms	Z	Observed(Å)	Ideal(Å)
35	BA	1472	A	N9-C8	-5.62	1.33	1.37
35	BA	1482	G	C6-N1	-5.62	1.35	1.39
35	BA	2182	G	C2-N2	-5.62	1.28	1.34
35	BA	2418	A	C2'-C1'	-5.62	1.47	1.53
36	BB	76	G	C2-N3	-5.62	1.28	1.32
1	AA	277	C	C4-N4	-5.62	1.28	1.33
1	AA	377	G	N3-C4	-5.62	1.31	1.35
1	AA	503	C	C4-C5	5.62	1.47	1.43
1	AA	573	A	C5-C4	-5.62	1.34	1.38
1	AA	1171	G	N9-C8	-5.62	1.33	1.37
1	AA	1233	G	N9-C8	-5.62	1.33	1.37
1	AA	1256	A	C5-C4	-5.62	1.34	1.38
1	AA	1267	C	C5-C6	-5.62	1.29	1.34
1	AA	1275	A	C5-C4	-5.62	1.34	1.38
35	BA	603	A	N3-C4	-5.62	1.31	1.34
35	BA	704	G	O3'-P	-5.62	1.54	1.61
35	BA	1244	G	N9-C8	-5.62	1.33	1.37
35	BA	2386	C	O3'-P	-5.62	1.54	1.61
35	BA	623	G	C5'-C4'	-5.62	1.44	1.51
35	BA	953	A	C5'-C4'	-5.62	1.44	1.51
35	BA	1702	G	N9-C4	-5.62	1.33	1.38
35	BA	2171	A	C6-N6	-5.62	1.29	1.33
1	AA	660	G	N7-C5	-5.62	1.35	1.39
1	AA	727	G	C2-N3	-5.62	1.28	1.32
35	BA	1438	U	C5-C6	-5.62	1.29	1.34
35	BA	1718	G	C5-C4	-5.62	1.34	1.38
35	BA	2418	A	N7-C5	-5.62	1.35	1.39
36	BB	70	C	P-O5'	-5.62	1.54	1.59
35	BA	441	U	N1-C2	-5.62	1.33	1.38
35	BA	741	G	C8-N7	-5.62	1.27	1.30
35	BA	939	G	C8-N7	-5.62	1.27	1.30
1	AA	189(A)	C	C4-C5	-5.62	1.38	1.43
1	AA	1257	U	C5-C6	-5.62	1.29	1.34
35	BA	322	A	O3'-P	-5.62	1.54	1.61
35	BA	668	G	C8-N7	5.62	1.34	1.30
35	BA	759	G	C8-N7	5.62	1.34	1.30
35	BA	1256	G	N9-C8	-5.62	1.33	1.37
35	BA	1333	C	C4-C5	-5.62	1.38	1.43
35	BA	1584	C	N1-C6	-5.62	1.33	1.37
35	BA	1631	C	N3-C4	-5.62	1.30	1.33
35	BA	2260	C	C4-C5	-5.62	1.38	1.43
35	BA	2366	A	N3-C4	-5.62	1.31	1.34

Continued on next page...

Continued from previous page...

Mol	Chain	Res	Type	Atoms	Z	Observed(Å)	Ideal(Å)
35	BA	2567	G	P-O5'	-5.62	1.54	1.59
35	BA	2701	C	C2-O2	-5.62	1.19	1.24
36	BB	4	C	N3-C4	-5.62	1.30	1.33
1	AA	536	C	N1-C2	-5.61	1.34	1.40
35	BA	764	A	N1-C2	-5.61	1.29	1.34
35	BA	1055	G	C2-N2	-5.61	1.28	1.34
1	AA	147	G	N7-C5	-5.61	1.35	1.39
1	AA	1170	A	C6-N1	-5.61	1.31	1.35
35	BA	1564	C	C4'-O4'	-5.61	1.38	1.45
35	BA	2473	U	N1-C2	-5.61	1.33	1.38
35	BA	402	A	C5-C4	-5.61	1.34	1.38
35	BA	533	G	C6-O6	-5.61	1.19	1.24
35	BA	654(D)	G	C8-N7	-5.61	1.27	1.30
35	BA	1000	A	C2-N3	-5.61	1.28	1.33
35	BA	1242	A	C4'-C3'	-5.61	1.47	1.52
35	BA	1558	A	C8-N7	-5.61	1.27	1.31
35	BA	2016	U	C2-O2	-5.61	1.17	1.22
35	BA	2030	A	N9-C4	-5.61	1.34	1.37
35	BA	2239	G	C8-N7	-5.61	1.27	1.30
35	BA	2629	A	N9-C4	-5.61	1.34	1.37
1	AA	349	A	C3'-C2'	5.61	1.59	1.52
1	AA	1393	U	P-O5'	-5.61	1.54	1.59
35	BA	1711	C	P-O5'	-5.61	1.54	1.59
1	AA	1218	C	C2'-C1'	-5.61	1.47	1.53
35	BA	815	C	C2'-C1'	-5.61	1.47	1.53
35	BA	1363	C	C4-C5	-5.61	1.38	1.43
35	BA	1544	A	O3'-P	-5.61	1.54	1.61
1	AA	800	G	N3-C4	-5.61	1.31	1.35
35	BA	58	G	N3-C4	-5.61	1.31	1.35
35	BA	70	G	C6-N1	5.61	1.43	1.39
35	BA	1245	G	P-O5'	-5.61	1.54	1.59
35	BA	1500	G	P-O5'	-5.61	1.54	1.59
35	BA	1825	A	C2'-C1'	-5.61	1.47	1.53
35	BA	2332	U	C4-C5	-5.61	1.38	1.43
35	BA	2535	G	N3-C4	-5.61	1.31	1.35
1	AA	136	C	C2-N3	-5.60	1.31	1.35
1	AA	454	C	C2-N3	-5.60	1.31	1.35
1	AA	1438	G	C8-N7	-5.60	1.27	1.30
22	AV	25	C	C4'-C3'	-5.60	1.47	1.52
35	BA	262	A	C8-N7	-5.60	1.27	1.31
35	BA	1274	A	C4'-C3'	-5.60	1.47	1.52
35	BA	1914	C	C4-N4	-5.60	1.28	1.33

Continued on next page...

Continued from previous page...

Mol	Chain	Res	Type	Atoms	Z	Observed(Å)	Ideal(Å)
35	BA	2396	G	C8-N7	-5.60	1.27	1.30
35	BA	2590	A	C8-N7	-5.60	1.27	1.31
1	AA	540	G	C6-N1	-5.60	1.35	1.39
1	AA	563	A	N3-C4	-5.60	1.31	1.34
35	BA	450	G	N9-C4	-5.60	1.33	1.38
35	BA	754	C	C4-C5	-5.60	1.38	1.43
35	BA	1241	A	N3-C4	-5.60	1.31	1.34
35	BA	1498	C	C4-C5	-5.60	1.38	1.43
35	BA	1975	G	C5-C6	-5.60	1.36	1.42
35	BA	2359	C	N1-C6	-5.60	1.33	1.37
35	BA	2642	G	O4'-C1'	-5.60	1.34	1.41
35	BA	1833	U	C2-N3	-5.60	1.33	1.37
1	AA	165	C	C2-N3	-5.60	1.31	1.35
1	AA	707	C	C5'-C4'	-5.60	1.44	1.51
1	AA	853	G	N9-C8	-5.60	1.33	1.37
1	AA	904	C	C4-N4	-5.60	1.28	1.33
35	BA	241	A	C5-C4	-5.60	1.34	1.38
35	BA	666	G	N7-C5	-5.60	1.35	1.39
35	BA	722	A	P-O5'	-5.60	1.54	1.59
35	BA	768	G	N9-C8	-5.60	1.33	1.37
35	BA	920	G	N3-C4	-5.60	1.31	1.35
35	BA	2722	G	N9-C8	-5.60	1.33	1.37
35	BA	2814	C	C2-N3	-5.60	1.31	1.35
1	AA	163	C	C4-C5	-5.60	1.38	1.43
35	BA	379	G	C8-N7	-5.60	1.27	1.30
35	BA	2837	G	C8-N7	5.60	1.34	1.30
1	AA	48	C	P-O5'	-5.60	1.54	1.59
1	AA	284	G	N3-C4	5.60	1.39	1.35
1	AA	755	G	P-O5'	-5.60	1.54	1.59
1	AA	1301	U	N1-C2	-5.60	1.33	1.38
1	AA	1360	A	N9-C8	-5.60	1.33	1.37
1	AA	1491	G	C6-O6	-5.60	1.19	1.24
35	BA	784	A	C6-N1	-5.60	1.31	1.35
35	BA	1325	G	C6-O6	-5.60	1.19	1.24
35	BA	2094	G	N1-C2	-5.60	1.33	1.37
35	BA	2319	G	P-O5'	-5.60	1.54	1.59
1	AA	168	G	C4'-C3'	-5.59	1.47	1.52
1	AA	1385	G	N9-C8	-5.59	1.33	1.37
1	AA	1403	C	N1-C6	5.59	1.40	1.37
35	BA	216	A	N7-C5	-5.59	1.35	1.39
35	BA	602	G	C2-N3	-5.59	1.28	1.32
35	BA	1958	C	C5'-C4'	-5.59	1.44	1.51

Continued on next page...

Continued from previous page...

Mol	Chain	Res	Type	Atoms	Z	Observed(Å)	Ideal(Å)
35	BA	1291	C	C4-C5	-5.59	1.38	1.43
1	AA	108	G	C8-N7	-5.59	1.27	1.30
1	AA	649	G	C4'-C3'	-5.59	1.47	1.52
35	BA	278	A	C4'-C3'	-5.59	1.47	1.52
35	BA	421	U	C4'-C3'	-5.59	1.47	1.52
35	BA	1017	G	C8-N7	-5.59	1.27	1.30
35	BA	1383	C	C4-N4	-5.59	1.28	1.33
35	BA	1473	G	C4'-C3'	-5.59	1.47	1.52
35	BA	1525	G	C6-O6	-5.59	1.19	1.24
35	BA	1666	G	C5-C6	-5.59	1.36	1.42
35	BA	1918	A	N9-C4	-5.59	1.34	1.37
35	BA	2195	C	N1-C6	-5.59	1.33	1.37
35	BA	2242	G	C8-N7	-5.59	1.27	1.30
35	BA	2323	G	C8-N7	-5.59	1.27	1.30
35	BA	2894	G	C8-N7	-5.59	1.27	1.30
1	AA	1334	G	C2-N3	-5.59	1.28	1.32
35	BA	515	A	O3'-P	-5.59	1.54	1.61
35	BA	518	G	C1'-N9	-5.59	1.39	1.46
35	BA	599	G	C2-N3	-5.59	1.28	1.32
35	BA	1452	A	C6-N1	-5.59	1.31	1.35
35	BA	1756	G	N1-C2	5.59	1.42	1.37
35	BA	2728	U	N3-C4	-5.59	1.33	1.38
36	BB	34	U	N3-C4	-5.59	1.33	1.38
1	AA	1042	G	N7-C5	-5.59	1.35	1.39
35	BA	2238	G	N7-C5	-5.59	1.35	1.39
35	BA	2354	G	C5-C6	-5.59	1.36	1.42
1	AA	167	G	C4'-C3'	-5.59	1.47	1.52
1	AA	404	U	C2-O2	-5.59	1.17	1.22
1	AA	571	U	C4-O4	-5.59	1.19	1.23
1	AA	895	G	C5-C4	-5.59	1.34	1.38
1	AA	1031	G	C6-N1	-5.59	1.35	1.39
1	AA	1438	G	C6-N1	-5.59	1.35	1.39
22	AV	45	G	C6-N1	-5.59	1.35	1.39
35	BA	619	G	C2'-C1'	-5.59	1.47	1.53
35	BA	863	A	C6-N6	-5.59	1.29	1.33
35	BA	2733	A	C8-N7	-5.59	1.27	1.31
1	AA	456	C	C2-N3	-5.58	1.31	1.35
35	BA	104	U	N3-C4	-5.58	1.33	1.38
35	BA	494	G	C2-N2	-5.58	1.28	1.34
35	BA	1145	C	C5'-C4'	-5.58	1.44	1.51
35	BA	1696	G	C5'-C4'	-5.58	1.44	1.51
22	AV	30	G	C4'-C3'	-5.58	1.47	1.52

Continued on next page...

Continued from previous page...

Mol	Chain	Res	Type	Atoms	Z	Observed(Å)	Ideal(Å)
35	BA	1465	G	N3-C4	-5.58	1.31	1.35
35	BA	1478	G	C6-O6	5.58	1.29	1.24
35	BA	2026	C	P-O5'	-5.58	1.54	1.59
35	BA	2723	C	C2'-O2'	-5.58	1.34	1.41
1	AA	247	G	C5-C4	-5.58	1.34	1.38
1	AA	959	A	C1'-N9	-5.58	1.39	1.46
1	AA	1201	A	N9-C8	-5.58	1.33	1.37
1	AA	1482	G	N7-C5	-5.58	1.35	1.39
35	BA	289	A	N7-C5	-5.58	1.35	1.39
35	BA	447	A	C6-N6	-5.58	1.29	1.33
35	BA	710	G	N7-C5	-5.58	1.35	1.39
35	BA	1628	G	N7-C5	-5.58	1.35	1.39
35	BA	1854	A	C5-C6	-5.58	1.36	1.41
35	BA	2533	A	C6-N6	-5.58	1.29	1.33
35	BA	2711	A	N9-C8	-5.58	1.33	1.37
35	BA	2764	A	C5-C6	-5.58	1.36	1.41
35	BA	2792	G	C5-C4	-5.58	1.34	1.38
35	BA	1406	U	C3'-O3'	-5.58	1.34	1.42
1	AA	15	G	C6-O6	-5.58	1.19	1.24
1	AA	489	C	C5-C6	-5.58	1.29	1.34
1	AA	943	U	O3'-P	-5.58	1.54	1.61
1	AA	1396	A	C5-C6	-5.58	1.36	1.41
1	AA	1412	C	C5'-C4'	-5.58	1.44	1.51
22	AV	21	A	C5-C6	-5.58	1.36	1.41
35	BA	376	C	P-O5'	-5.58	1.54	1.59
35	BA	2509	G	P-O5'	-5.58	1.54	1.59
35	BA	1468	C	N1-C6	5.58	1.40	1.37
35	BA	2825	C	C2'-C1'	-5.58	1.47	1.53
35	BA	1440	G	N7-C5	-5.58	1.35	1.39
1	AA	399	G	C5-C6	-5.57	1.36	1.42
1	AA	428	G	N7-C5	5.57	1.42	1.39
35	BA	257	A	C4'-C3'	-5.57	1.47	1.52
35	BA	428	A	C6-N1	-5.57	1.31	1.35
35	BA	872	A	N7-C5	5.57	1.42	1.39
35	BA	2197	U	C2-N3	-5.57	1.33	1.37
35	BA	2706	G	N3-C4	-5.57	1.31	1.35
35	BA	1995	U	N3-C4	-5.57	1.33	1.38
1	AA	223	U	O3'-P	-5.57	1.54	1.61
1	AA	1012	U	P-O5'	-5.57	1.54	1.59
1	AA	1033	G	C5-C4	-5.57	1.34	1.38
35	BA	149	A	N3-C4	-5.57	1.31	1.34
35	BA	508	G	N3-C4	5.57	1.39	1.35

Continued on next page...

Continued from previous page...

Mol	Chain	Res	Type	Atoms	Z	Observed(Å)	Ideal(Å)
35	BA	1836	C	C2'-C1'	-5.57	1.47	1.53
35	BA	2251	G	C8-N7	-5.57	1.27	1.30
35	BA	2454	G	C8-N7	-5.57	1.27	1.30
35	BA	2542	A	O3'-P	-5.57	1.54	1.61
35	BA	2580	U	O3'-P	-5.57	1.54	1.61
36	BB	72	G	C2-N3	-5.57	1.28	1.32
35	BA	2599	G	N9-C4	-5.57	1.33	1.38
1	AA	500	G	N7-C5	5.57	1.42	1.39
1	AA	574	A	C6-N6	-5.57	1.29	1.33
35	BA	215	G	N3-C4	-5.57	1.31	1.35
1	AA	322	C	C2-N3	-5.57	1.31	1.35
1	AA	366	C	C4-C5	-5.57	1.38	1.43
1	AA	563	A	P-O5'	-5.57	1.54	1.59
1	AA	597	G	C5-C4	-5.57	1.34	1.38
1	AA	1480	G	C2-N3	-5.57	1.28	1.32
35	BA	17	G	C2-N3	-5.57	1.28	1.32
35	BA	619	G	C6-N1	-5.57	1.35	1.39
35	BA	709	U	N1-C6	-5.57	1.32	1.38
35	BA	854	G	C5-C4	-5.57	1.34	1.38
35	BA	1413	G	P-O5'	-5.57	1.54	1.59
35	BA	2005	A	N3-C4	-5.57	1.31	1.34
35	BA	2298	A	C5-C6	-5.57	1.36	1.41
35	BA	2725	A	C8-N7	-5.57	1.27	1.31
35	BA	2856	C	P-O5'	-5.57	1.54	1.59
1	AA	255	G	C4'-C3'	-5.56	1.47	1.52
1	AA	313	A	C5-C4	-5.56	1.34	1.38
1	AA	420	U	C5-C6	-5.56	1.29	1.34
1	AA	1182	G	N7-C5	-5.56	1.35	1.39
1	AA	1216	G	N3-C4	-5.56	1.31	1.35
1	AA	1334	G	N9-C8	-5.56	1.33	1.37
1	AA	1346	A	N7-C5	-5.56	1.35	1.39
1	AA	1499	A	N7-C5	-5.56	1.35	1.39
35	BA	144	C	C4'-C3'	-5.56	1.47	1.52
35	BA	607	U	N1-C2	-5.56	1.33	1.38
35	BA	744	G	C2'-C1'	-5.56	1.47	1.53
35	BA	1262	A	N7-C5	-5.56	1.35	1.39
35	BA	1358	G	P-O5'	-5.56	1.54	1.59
35	BA	2335	A	C2-N3	-5.56	1.28	1.33
35	BA	2776	A	C3'-C2'	-5.56	1.46	1.52
1	AA	160	A	C5-C6	-5.56	1.36	1.41
1	AA	579	G	C2-N3	-5.56	1.28	1.32
1	AA	728	A	C5-C6	-5.56	1.36	1.41

Continued on next page...

Continued from previous page...

Mol	Chain	Res	Type	Atoms	Z	Observed(Å)	Ideal(Å)
1	AA	1268	A	N9-C4	-5.56	1.34	1.37
35	BA	141	A	N1-C2	-5.56	1.29	1.34
35	BA	359	A	N9-C4	-5.56	1.34	1.37
35	BA	1759	A	N9-C4	-5.56	1.34	1.37
35	BA	2308	G	C5-C4	-5.56	1.34	1.38
35	BA	2433	A	C5-C6	-5.56	1.36	1.41
1	AA	19	C	C4'-C3'	-5.56	1.47	1.52
1	AA	43	C	N1-C6	5.56	1.40	1.37
1	AA	177	C	C4'-C3'	-5.56	1.47	1.52
1	AA	250	A	N3-C4	-5.56	1.31	1.34
1	AA	431	A	N3-C4	-5.56	1.31	1.34
1	AA	589	C	O3'-P	-5.56	1.54	1.61
35	BA	531	C	N1-C6	-5.56	1.33	1.37
35	BA	1442	G	C6-O6	-5.56	1.19	1.24
35	BA	1455	G	C4'-C3'	-5.56	1.47	1.52
35	BA	1760	A	C2'-C1'	-5.56	1.47	1.53
35	BA	1912	A	N3-C4	-5.56	1.31	1.34
35	BA	2320	A	C2'-C1'	-5.56	1.47	1.53
35	BA	2343	C	C3'-C2'	-5.56	1.46	1.52
35	BA	2380	C	C4'-C3'	-5.56	1.47	1.52
35	BA	2428	G	P-O5'	-5.56	1.54	1.59
35	BA	2813	A	C4'-C3'	-5.56	1.47	1.52
1	AA	65	U	C2-N3	-5.56	1.33	1.37
1	AA	356	A	N9-C8	-5.56	1.33	1.37
1	AA	591	U	C2-N3	-5.56	1.33	1.37
1	AA	795	C	C4-C5	-5.56	1.38	1.43
1	AA	1410	G	N9-C8	-5.56	1.33	1.37
35	BA	206	U	C2-O2	-5.56	1.17	1.22
35	BA	2845	G	N1-C2	-5.56	1.33	1.37
1	AA	351	G	N3-C4	-5.56	1.31	1.35
1	AA	413	G	N3-C4	-5.56	1.31	1.35
1	AA	1265	G	C3'-C2'	-5.56	1.46	1.52
35	BA	1058	G	N3-C4	-5.56	1.31	1.35
35	BA	2053	G	N3-C4	-5.56	1.31	1.35
1	AA	393	A	N9-C4	-5.55	1.34	1.37
35	BA	248	G	C5-C6	-5.55	1.36	1.42
35	BA	1450	G	C6-O6	-5.55	1.19	1.24
35	BA	1762	A	N9-C4	-5.55	1.34	1.37
35	BA	2147	G	C5-C6	-5.55	1.36	1.42
1	AA	83	U	C4'-C3'	-5.55	1.47	1.52
35	BA	249	C	N1-C6	-5.55	1.33	1.37
35	BA	446	G	C4'-C3'	-5.55	1.47	1.52

Continued on next page...

Continued from previous page...

Mol	Chain	Res	Type	Atoms	Z	Observed(Å)	Ideal(Å)
35	BA	1017	G	P-O5'	-5.55	1.54	1.59
35	BA	1180	C	C5'-C4'	-5.55	1.44	1.51
35	BA	1819	A	C4'-C3'	-5.55	1.47	1.52
35	BA	2769	C	P-O5'	-5.55	1.54	1.59
1	AA	102	G	C8-N7	-5.55	1.27	1.30
1	AA	638	G	N9-C8	-5.55	1.33	1.37
1	AA	199	G	C5-C4	-5.55	1.34	1.38
1	AA	670	G	N1-C2	-5.55	1.33	1.37
1	AA	696	A	C2'-C1'	-5.55	1.47	1.53
35	BA	104	U	C2-N3	5.55	1.41	1.37
35	BA	346	A	N9-C8	-5.55	1.33	1.37
35	BA	1048	A	C8-N7	5.55	1.35	1.31
35	BA	1435	G	C4'-C3'	-5.55	1.47	1.52
35	BA	2192	G	N7-C5	5.55	1.42	1.39
35	BA	2341	G	N7-C5	5.55	1.42	1.39
35	BA	2801(A)	A	C5-C6	-5.55	1.36	1.41
1	AA	401	C	C4-N4	-5.55	1.28	1.33
35	BA	2044	C	C4-C5	-5.55	1.38	1.43
35	BA	2135	A	C8-N7	-5.55	1.27	1.31
1	AA	239	U	C5-C6	-5.55	1.29	1.34
1	AA	349	A	C6-N1	-5.55	1.31	1.35
1	AA	1152	A	C6-N1	-5.55	1.31	1.35
1	AA	1185	G	C4'-C3'	-5.55	1.47	1.52
35	BA	651	G	C2-N2	-5.55	1.29	1.34
35	BA	1801	G	C4'-C3'	-5.55	1.47	1.52
35	BA	1926	U	N3-C4	-5.55	1.33	1.38
35	BA	2291	U	C4'-C3'	-5.55	1.47	1.52
1	AA	1081	G	O3'-P	-5.54	1.54	1.61
35	BA	61	G	C5-C4	5.54	1.42	1.38
35	BA	179	G	N1-C2	5.54	1.42	1.37
35	BA	271(S)	G	N7-C5	-5.54	1.35	1.39
35	BA	808	G	C8-N7	-5.54	1.27	1.30
35	BA	989	G	C5-C4	-5.54	1.34	1.38
35	BA	1137	G	N9-C4	-5.54	1.33	1.38
35	BA	1619	G	C6-N1	-5.54	1.35	1.39
1	AA	1119	C	C4-C5	-5.54	1.38	1.43
1	AA	1460	A	N1-C2	-5.54	1.29	1.34
35	BA	135	G	C1'-N9	-5.54	1.39	1.46
35	BA	1815	A	P-O5'	-5.54	1.54	1.59
1	AA	63	C	C2-N3	-5.54	1.31	1.35
1	AA	1008	C	N1-C6	-5.54	1.33	1.37
35	BA	791	C	C2-N3	-5.54	1.31	1.35

Continued on next page...

Continued from previous page...

Mol	Chain	Res	Type	Atoms	Z	Observed(Å)	Ideal(Å)
35	BA	866	A	C6-N1	5.54	1.39	1.35
1	AA	1505	G	C6-N1	-5.54	1.35	1.39
22	AV	45	G	C1'-N9	-5.54	1.39	1.46
35	BA	476	G	N3-C4	-5.54	1.31	1.35
35	BA	2234	G	C6-O6	-5.54	1.19	1.24
35	BA	2697	G	N1-C2	-5.54	1.33	1.37
1	AA	666	G	C5-C4	-5.54	1.34	1.38
1	AA	771	G	C4'-C3'	-5.54	1.47	1.52
35	BA	363(E)	U	C4-C5	-5.54	1.38	1.43
35	BA	870	A	N3-C4	-5.54	1.31	1.34
35	BA	1705	G	N7-C5	-5.54	1.35	1.39
35	BA	2253	G	C8-N7	-5.54	1.27	1.30
1	AA	859	A	C5-C4	5.54	1.42	1.38
35	BA	1916	A	P-O5'	-5.54	1.54	1.59
1	AA	232	G	N9-C4	-5.54	1.33	1.38
1	AA	253	U	C2-O2	-5.54	1.17	1.22
1	AA	595	G	C6-O6	-5.54	1.19	1.24
1	AA	1202	G	N9-C8	-5.54	1.33	1.37
35	BA	563	G	N9-C8	-5.54	1.33	1.37
35	BA	1056	G	C2-N2	-5.54	1.29	1.34
35	BA	1071	G	C6-N1	-5.54	1.35	1.39
35	BA	1333	C	C5-C6	-5.54	1.29	1.34
35	BA	1787	A	C5-C4	-5.54	1.34	1.38
35	BA	1945	G	C4'-C3'	-5.54	1.47	1.52
35	BA	1968	G	C2'-O2'	-5.54	1.34	1.41
35	BA	2317	C	N1-C6	5.54	1.40	1.37
35	BA	2462	U	C2-O2	-5.54	1.17	1.22
35	BA	2645	G	C6-O6	-5.54	1.19	1.24
1	AA	198	G	C4'-C3'	-5.53	1.47	1.52
1	AA	761	G	C4'-C3'	-5.53	1.47	1.52
35	BA	1232	G	C5-C6	-5.53	1.36	1.42
35	BA	2147	G	C5-C4	-5.53	1.34	1.38
35	BA	2871	C	N3-C4	-5.53	1.30	1.33
1	AA	830	G	N7-C5	-5.53	1.35	1.39
1	AA	649	G	C3'-C2'	-5.53	1.46	1.52
35	BA	353	G	C5-C4	5.53	1.42	1.38
35	BA	2757	A	C6-N1	-5.53	1.31	1.35
1	AA	275	G	N3-C4	-5.53	1.31	1.35
35	BA	278	A	N3-C4	5.53	1.38	1.34
1	AA	855	G	C1'-N9	-5.53	1.39	1.46
35	BA	2499	C	P-O5'	-5.53	1.54	1.59
35	BA	149	A	C6-N1	-5.53	1.31	1.35

Continued on next page...

Continued from previous page...

Mol	Chain	Res	Type	Atoms	Z	Observed(Å)	Ideal(Å)
35	BA	442	G	N7-C5	-5.53	1.35	1.39
35	BA	1110	G	C2-N3	-5.53	1.28	1.32
35	BA	1765	C	C2'-C1'	-5.53	1.47	1.53
35	BA	2840	C	C5-C6	-5.53	1.29	1.34
36	BB	87	G	C5-C6	5.53	1.47	1.42
35	BA	193	U	C5-C6	-5.52	1.29	1.34
1	AA	193	C	N3-C4	-5.52	1.30	1.33
1	AA	931	C	C4'-C3'	-5.52	1.47	1.52
1	AA	945	G	C8-N7	5.52	1.34	1.30
35	BA	69	C	N3-C4	-5.52	1.30	1.33
35	BA	395	U	C4-O4	-5.52	1.19	1.23
35	BA	855	G	C2-N3	-5.52	1.28	1.32
35	BA	1417	C	C4'-C3'	-5.52	1.47	1.52
35	BA	1832	C	N3-C4	-5.52	1.30	1.33
35	BA	1961	C	N3-C4	-5.52	1.30	1.33
1	AA	40	C	C5-C6	-5.52	1.29	1.34
1	AA	1212	U	C2-N3	-5.52	1.33	1.37
1	AA	1392	G	N1-C2	-5.52	1.33	1.37
35	BA	980	A	N9-C8	-5.52	1.33	1.37
35	BA	1198	U	C2'-C1'	-5.52	1.47	1.53
35	BA	1509(A)	A	C2'-C1'	-5.52	1.47	1.53
35	BA	1961	C	C5-C6	-5.52	1.29	1.34
35	BA	2628	C	N1-C2	5.52	1.45	1.40
24	AY	321	TYR	CD1-CE1	-5.52	1.31	1.39
35	BA	1606	G	C8-N7	-5.52	1.27	1.30
35	BA	2557	G	C6-N1	-5.52	1.35	1.39
35	BA	11	G	P-O5'	-5.52	1.54	1.59
35	BA	224	G	C2-N3	-5.52	1.28	1.32
35	BA	530	G	C2-N3	-5.52	1.28	1.32
35	BA	905	U	C4-C5	-5.52	1.38	1.43
35	BA	1482	G	N3-C4	-5.52	1.31	1.35
35	BA	1754	C	N3-C4	-5.52	1.30	1.33
35	BA	2029	G	C6-O6	-5.52	1.19	1.24
35	BA	2087	G	N9-C4	-5.52	1.33	1.38
35	BA	2125	G	N3-C4	-5.52	1.31	1.35
1	AA	757	U	C2-N3	-5.52	1.33	1.37
1	AA	1076	C	C5'-C4'	-5.52	1.44	1.51
1	AA	1126	U	C5'-C4'	-5.52	1.44	1.51
35	BA	271(P)	C	N1-C6	-5.52	1.33	1.37
35	BA	492	A	O3'-P	-5.52	1.54	1.61
35	BA	595	C	N1-C6	-5.52	1.33	1.37
35	BA	908	C	N1-C6	-5.52	1.33	1.37

Continued on next page...

Continued from previous page...

Mol	Chain	Res	Type	Atoms	Z	Observed(Å)	Ideal(Å)
35	BA	2072	G	C5'-C4'	-5.52	1.44	1.51
35	BA	2470	G	N1-C2	-5.52	1.33	1.37
35	BA	2658	C	N1-C6	-5.52	1.33	1.37
1	AA	29	G	C6-N1	-5.51	1.35	1.39
1	AA	606	G	N7-C5	-5.51	1.35	1.39
1	AA	1499	A	C8-N7	-5.51	1.27	1.31
35	BA	346	A	P-O5'	-5.51	1.54	1.59
35	BA	1027	A	N7-C5	-5.51	1.35	1.39
35	BA	1117	G	C6-N1	-5.51	1.35	1.39
35	BA	1436	G	N7-C5	-5.51	1.35	1.39
35	BA	1932	A	C5-C4	-5.51	1.34	1.38
35	BA	2112	G	P-O5'	-5.51	1.54	1.59
35	BA	2694	G	N7-C5	-5.51	1.35	1.39
1	AA	1024	G	C2'-O2'	-5.51	1.34	1.41
35	BA	381	G	N3-C4	-5.51	1.31	1.35
35	BA	1167	U	N3-C4	5.51	1.43	1.38
36	BB	13	A	C3'-C2'	-5.51	1.46	1.52
1	AA	261	U	P-O5'	-5.51	1.54	1.59
1	AA	338	A	N9-C4	-5.51	1.34	1.37
1	AA	1119	C	P-O5'	-5.51	1.54	1.59
22	AV	70	G	C8-N7	-5.51	1.27	1.30
35	BA	2456	C	P-O5'	-5.51	1.54	1.59
1	AA	375	U	C2'-C1'	-5.51	1.47	1.53
1	AA	530	G	N3-C4	5.51	1.39	1.35
1	AA	898	G	N9-C8	-5.51	1.33	1.37
35	BA	835	A	C6-N1	-5.51	1.31	1.35
35	BA	990	A	C6-N1	-5.51	1.31	1.35
35	BA	1309	G	N9-C8	-5.51	1.33	1.37
35	BA	2078	C	C2-N3	-5.51	1.31	1.35
35	BA	2390	U	N1-C2	5.51	1.43	1.38
35	BA	1303	G	C6-N1	-5.51	1.35	1.39
35	BA	1596	A	N3-C4	-5.51	1.31	1.34
35	BA	2455	G	N9-C4	-5.51	1.33	1.38
35	BA	2565	A	N3-C4	-5.51	1.31	1.34
1	AA	162	A	C2-N3	-5.51	1.28	1.33
1	AA	1250	A	N9-C8	-5.51	1.33	1.37
35	BA	228	A	N9-C8	-5.51	1.33	1.37
35	BA	674	G	C2-N3	-5.51	1.28	1.32
35	BA	2177	C	C5-C6	-5.51	1.29	1.34
35	BA	2317	C	C4-C5	-5.51	1.38	1.43
36	BB	51	G	N1-C2	-5.51	1.33	1.37
35	BA	429	A	N9-C4	-5.50	1.34	1.37

Continued on next page...

Continued from previous page...

Mol	Chain	Res	Type	Atoms	Z	Observed(Å)	Ideal(Å)
35	BA	430	G	O3'-P	-5.50	1.54	1.61
35	BA	1210	A	N9-C4	-5.50	1.34	1.37
35	BA	1255	U	N3-C4	-5.50	1.33	1.38
35	BA	1876	A	N9-C4	-5.50	1.34	1.37
35	BA	2429	G	C4'-C3'	-5.50	1.47	1.52
1	AA	1421	G	C2-N2	-5.50	1.29	1.34
35	BA	298	G	N9-C4	-5.50	1.33	1.38
35	BA	1319	G	C6-N1	-5.50	1.35	1.39
35	BA	2813	A	C6-N6	-5.50	1.29	1.33
1	AA	41	G	C5-C4	-5.50	1.34	1.38
1	AA	1382	C	O3'-P	-5.50	1.54	1.61
35	BA	246	C	C5-C6	-5.50	1.29	1.34
35	BA	380	U	C2-O2	-5.50	1.17	1.22
35	BA	409	C	C5-C6	-5.50	1.29	1.34
35	BA	586	A	N3-C4	-5.50	1.31	1.34
35	BA	768	G	P-O5'	-5.50	1.54	1.59
35	BA	1475	G	N1-C2	-5.50	1.33	1.37
35	BA	2574	G	N1-C2	-5.50	1.33	1.37
35	BA	2720	U	O4'-C1'	-5.50	1.34	1.41
35	BA	1082	U	N1-C2	-5.50	1.33	1.38
35	BA	1190	G	C3'-C2'	-5.50	1.46	1.52
35	BA	1850	G	C5-C6	-5.50	1.36	1.42
35	BA	2747	G	C5-C6	-5.50	1.36	1.42
1	AA	238	G	N9-C4	-5.50	1.33	1.38
1	AA	506	G	C6-N1	-5.50	1.35	1.39
1	AA	892	A	C4'-C3'	-5.50	1.47	1.52
1	AA	1012	U	C4'-C3'	-5.50	1.47	1.52
1	AA	1105	A	O3'-P	-5.50	1.54	1.61
35	BA	136	G	C6-N1	-5.50	1.35	1.39
35	BA	425	G	C6-O6	-5.50	1.19	1.24
35	BA	768	G	C4'-C3'	-5.50	1.47	1.52
35	BA	794	G	C6-O6	-5.50	1.19	1.24
1	AA	368	U	C4-O4	-5.50	1.19	1.23
1	AA	588	G	C2'-C1'	-5.50	1.47	1.53
35	BA	1380	G	N3-C4	-5.50	1.31	1.35
35	BA	2479	G	N3-C4	-5.50	1.31	1.35
35	BA	2414	G	C4'-O4'	-5.50	1.38	1.45
1	AA	58	C	C4-C5	-5.49	1.38	1.43
1	AA	1364	U	C2-N3	-5.49	1.33	1.37
35	BA	882	G	C2'-O2'	-5.49	1.34	1.41
35	BA	2433	A	C6-N1	5.49	1.39	1.35
48	BQ	139	GLU	N-CA	-5.49	1.35	1.46

Continued on next page...

Continued from previous page...

Mol	Chain	Res	Type	Atoms	Z	Observed(Å)	Ideal(Å)
1	AA	319	G	C8-N7	-5.49	1.27	1.30
1	AA	733	A	C8-N7	-5.49	1.27	1.31
35	BA	2732	G	C8-N7	-5.49	1.27	1.30
35	BA	2883	A	C8-N7	-5.49	1.27	1.31
1	AA	189(J)	G	N3-C4	-5.49	1.31	1.35
1	AA	900	A	O3'-P	-5.49	1.54	1.61
35	BA	560	C	C2-O2	5.49	1.29	1.24
35	BA	1643	G	N3-C4	-5.49	1.31	1.35
35	BA	2728	U	C3'-O3'	5.49	1.49	1.42
40	BF	62	ARG	CZ-NH1	-5.49	1.25	1.33
1	AA	705	U	C5-C6	-5.49	1.29	1.34
35	BA	676	A	N7-C5	-5.49	1.35	1.39
35	BA	762	U	P-O5'	-5.49	1.54	1.59
35	BA	927	G	N7-C5	-5.49	1.35	1.39
35	BA	1839	G	N9-C4	-5.49	1.33	1.38
1	AA	189(B)	C	C5-C6	-5.49	1.29	1.34
1	AA	760	G	C2-N3	-5.49	1.28	1.32
35	BA	478	A	C6-N1	-5.49	1.31	1.35
35	BA	498	G	C2-N3	-5.49	1.28	1.32
35	BA	1964	G	N9-C8	-5.49	1.34	1.37
35	BA	2112	G	C2-N3	-5.49	1.28	1.32
36	BB	8	U	N1-C2	5.49	1.43	1.38
1	AA	70	G	N7-C5	5.49	1.42	1.39
1	AA	107	G	C5-C4	-5.49	1.34	1.38
1	AA	571	U	N3-C4	-5.49	1.33	1.38
35	BA	176	G	C8-N7	-5.49	1.27	1.30
35	BA	1453	U	C4-C5	-5.49	1.38	1.43
35	BA	1832	C	N1-C6	-5.49	1.33	1.37
35	BA	1857	G	C8-N7	-5.49	1.27	1.30
1	AA	993	G	C6-O6	-5.48	1.19	1.24
6	AF	95	GLU	CD-OE1	-5.48	1.19	1.25
35	BA	597	U	C2'-C1'	-5.48	1.47	1.53
35	BA	927	G	C2-N2	-5.48	1.29	1.34
35	BA	1442	G	C2-N2	-5.48	1.29	1.34
1	AA	505	G	N1-C2	-5.48	1.33	1.37
1	AA	764	C	P-OP1	-5.48	1.39	1.49
1	AA	1028	C	C2-N3	5.48	1.40	1.35
1	AA	1237	C	C4-N4	-5.48	1.29	1.33
1	AA	1408	A	N3-C4	-5.48	1.31	1.34
35	BA	598	G	C3'-C2'	-5.48	1.46	1.52
35	BA	1017	G	C3'-C2'	-5.48	1.46	1.52
35	BA	1298	C	C4-N4	-5.48	1.29	1.33

Continued on next page...

Continued from previous page...

Mol	Chain	Res	Type	Atoms	Z	Observed(Å)	Ideal(Å)
35	BA	1349	A	C5-C6	-5.48	1.36	1.41
35	BA	1633	G	C6-N1	-5.48	1.35	1.39
35	BA	1936	A	C5-C6	-5.48	1.36	1.41
35	BA	2162	G	N1-C2	-5.48	1.33	1.37
35	BA	2206	G	C2-N3	-5.48	1.28	1.32
35	BA	2836	U	C2-N3	-5.48	1.33	1.37
1	AA	54	C	C2-O2	-5.48	1.19	1.24
1	AA	410	G	C5'-C4'	-5.48	1.44	1.51
1	AA	539	A	C4'-C3'	-5.48	1.47	1.52
1	AA	815	A	C6-N1	-5.48	1.31	1.35
1	AA	1073	U	C4'-C3'	-5.48	1.47	1.52
1	AA	1352	C	C2-N3	-5.48	1.31	1.35
35	BA	1174	A	N7-C5	5.48	1.42	1.39
35	BA	1351	C	C2-N3	-5.48	1.31	1.35
35	BA	1691	C	C2-O2	-5.48	1.19	1.24
35	BA	1698	A	C8-N7	-5.48	1.27	1.31
35	BA	1721	G	C5-C4	-5.48	1.34	1.38
35	BA	2187	G	C5-C4	-5.48	1.34	1.38
1	AA	97	G	C3'-O3'	-5.48	1.34	1.42
35	BA	334	C	P-O5'	-5.48	1.54	1.59
1	AA	540	G	N9-C8	5.48	1.41	1.37
1	AA	760	G	C6-N1	-5.48	1.35	1.39
1	AA	1136	U	C4-C5	-5.48	1.38	1.43
35	BA	742	G	C4'-C3'	-5.48	1.47	1.52
35	BA	980	A	C4'-C3'	-5.48	1.47	1.52
35	BA	1087	G	C2-N3	-5.48	1.28	1.32
35	BA	2291	U	N3-C4	5.48	1.43	1.38
1	AA	625	G	C6-O6	-5.47	1.19	1.24
1	AA	815	A	N9-C4	-5.47	1.34	1.37
1	AA	999	C	C4-N4	-5.47	1.29	1.33
1	AA	1071	C	C4-N4	-5.47	1.29	1.33
1	AA	1193	G	N9-C4	-5.47	1.33	1.38
1	AA	1529	G	N3-C4	-5.47	1.31	1.35
35	BA	221	A	N3-C4	5.47	1.38	1.34
35	BA	890	A	N9-C4	-5.47	1.34	1.37
1	AA	376	G	C3'-C2'	-5.47	1.46	1.52
1	AA	1437	C	O4'-C1'	-5.47	1.34	1.41
35	BA	334	C	N3-C4	-5.47	1.30	1.33
35	BA	418	G	C2-N3	5.47	1.37	1.32
35	BA	1620	G	C6-N1	5.47	1.43	1.39
35	BA	1633	G	C4'-O4'	-5.47	1.38	1.45
35	BA	1833	U	N3-C4	-5.47	1.33	1.38

Continued on next page...

Continued from previous page...

Mol	Chain	Res	Type	Atoms	Z	Observed(Å)	Ideal(Å)
22	AV	9	G	N9-C8	-5.47	1.34	1.37
35	BA	586	A	N7-C5	-5.47	1.35	1.39
35	BA	1185	C	C4-C5	-5.47	1.38	1.43
35	BA	1641	A	N1-C2	5.47	1.39	1.34
35	BA	2176	A	N7-C5	-5.47	1.35	1.39
35	BA	2187	G	C6-N1	-5.47	1.35	1.39
35	BA	2349	G	N9-C8	-5.47	1.34	1.37
1	AA	644	G	N3-C4	-5.47	1.31	1.35
35	BA	357	A	C6-N6	-5.47	1.29	1.33
35	BA	394	A	C6-N6	-5.47	1.29	1.33
35	BA	1054	A	N9-C8	-5.47	1.33	1.37
1	AA	146	G	C2-N3	-5.47	1.28	1.32
1	AA	804	U	C5-C6	-5.47	1.29	1.34
1	AA	1081	G	C2-N3	-5.47	1.28	1.32
35	BA	1720	U	C2-N3	5.47	1.41	1.37
36	BB	28	C	C4'-C3'	-5.47	1.47	1.52
1	AA	548	G	C6-N1	-5.47	1.35	1.39
1	AA	568	G	C6-N1	-5.47	1.35	1.39
1	AA	1298	C	O4'-C1'	-5.47	1.34	1.41
1	AA	1474	G	C6-N1	-5.47	1.35	1.39
35	BA	519	U	N1-C2	-5.47	1.33	1.38
35	BA	686	G	O4'-C1'	-5.47	1.34	1.41
35	BA	1450	G	C6-N1	-5.47	1.35	1.39
35	BA	1501	C	N1-C6	-5.47	1.33	1.37
35	BA	1790	C	N1-C6	-5.47	1.33	1.37
35	BA	1862	G	C8-N7	-5.47	1.27	1.30
36	BB	9	G	N9-C8	-5.47	1.34	1.37
1	AA	547	A	C6-N6	-5.46	1.29	1.33
1	AA	825	G	N9-C4	-5.46	1.33	1.38
1	AA	987	G	N9-C4	-5.46	1.33	1.38
1	AA	1338	G	N1-C2	-5.46	1.33	1.37
35	BA	68	G	N7-C5	-5.46	1.35	1.39
35	BA	103	A	C2-N3	5.46	1.38	1.33
35	BA	792	G	C6-O6	-5.46	1.19	1.24
35	BA	1021	A	C4'-C3'	-5.46	1.47	1.52
35	BA	1910	G	N7-C5	-5.46	1.35	1.39
35	BA	2581	G	C6-O6	-5.46	1.19	1.24
36	BB	63	G	N7-C5	-5.46	1.35	1.39
1	AA	773	G	C2-N3	-5.46	1.28	1.32
1	AA	1386	G	C2'-C1'	-5.46	1.47	1.53
35	BA	1080	C	C5-C6	-5.46	1.29	1.34
35	BA	1161	C	N3-C4	5.46	1.37	1.33

Continued on next page...

Continued from previous page...

Mol	Chain	Res	Type	Atoms	Z	Observed(Å)	Ideal(Å)
35	BA	2480	C	C5-C6	-5.46	1.29	1.34
35	BA	2816	C	N3-C4	5.46	1.37	1.33
1	AA	168	G	P-O5'	-5.46	1.54	1.59
1	AA	560	U	N1-C2	-5.46	1.33	1.38
1	AA	1038	C	C2-O2	-5.46	1.19	1.24
1	AA	1249	C	C4-N4	-5.46	1.29	1.33
1	AA	1391	U	P-O5'	-5.46	1.54	1.59
35	BA	1356	G	C6-O6	-5.46	1.19	1.24
35	BA	1460	A	N3-C4	5.46	1.38	1.34
1	AA	1234	C	N1-C6	-5.46	1.33	1.37
35	BA	721	C	C3'-C2'	-5.46	1.46	1.52
35	BA	1175	U	C4-O4	-5.46	1.19	1.23
35	BA	1276	A	C3'-C2'	-5.46	1.46	1.52
35	BA	1320	C	N1-C6	-5.46	1.33	1.37
35	BA	1442	G	N9-C8	-5.46	1.34	1.37
35	BA	1575	C	C3'-C2'	-5.46	1.46	1.52
35	BA	2482	G	C8-N7	-5.46	1.27	1.30
1	AA	140	A	C8-N7	-5.46	1.27	1.31
8	AH	113	SER	CA-CB	-5.46	1.44	1.52
35	BA	547	A	C8-N7	-5.46	1.27	1.31
35	BA	2791	C	C5-C6	-5.46	1.29	1.34
1	AA	184	G	C5-C6	-5.46	1.36	1.42
1	AA	1458	G	C4'-O4'	-5.46	1.38	1.45
35	BA	216	A	C5-C4	-5.46	1.34	1.38
35	BA	1555	G	C5-C6	-5.46	1.36	1.42
35	BA	2840	C	O3'-P	-5.46	1.54	1.61
1	AA	285	G	C6-N1	-5.46	1.35	1.39
1	AA	384	G	C6-N1	-5.46	1.35	1.39
1	AA	1080	A	N9-C4	-5.46	1.34	1.37
35	BA	2328	A	N9-C8	-5.46	1.33	1.37
1	AA	625	G	C4'-C3'	-5.45	1.47	1.52
1	AA	953	G	C2-N2	-5.45	1.29	1.34
1	AA	1472	U	P-OP1	-5.45	1.39	1.49
7	AG	8	GLU	CD-OE1	-5.45	1.19	1.25
35	BA	53	A	O3'-P	-5.45	1.54	1.61
35	BA	1182	A	C4'-C3'	-5.45	1.47	1.52
35	BA	2220	G	N3-C4	-5.45	1.31	1.35
35	BA	2240	C	P-O5'	-5.45	1.54	1.59
35	BA	2270	G	P-O5'	-5.45	1.54	1.59
35	BA	2699	C	C4-C5	-5.45	1.38	1.43
1	AA	44	G	C2'-O2'	-5.45	1.34	1.41
1	AA	451	A	O4'-C1'	-5.45	1.34	1.41

Continued on next page...

Continued from previous page...

Mol	Chain	Res	Type	Atoms	Z	Observed(Å)	Ideal(Å)
1	AA	412	A	C4'-C3'	-5.45	1.47	1.52
1	AA	517	G	N9-C8	-5.45	1.34	1.37
1	AA	712	A	N9-C8	-5.45	1.33	1.37
1	AA	779	C	C2-N3	-5.45	1.31	1.35
1	AA	1102	A	C2-N3	-5.45	1.28	1.33
1	AA	1146	A	C2-N3	-5.45	1.28	1.33
1	AA	1343	G	N1-C2	-5.45	1.33	1.37
22	AV	55	U	C5-C6	-5.45	1.29	1.34
35	BA	130	C	C4'-C3'	-5.45	1.47	1.52
35	BA	142	A	N9-C8	-5.45	1.33	1.37
35	BA	1273	U	C4-O4	-5.45	1.19	1.23
35	BA	1322	A	C6-N6	-5.45	1.29	1.33
35	BA	2590	A	O3'-P	-5.45	1.54	1.61
35	BA	2794	C	C2-N3	-5.45	1.31	1.35
35	BA	2826	A	C5-C4	-5.45	1.34	1.38
1	AA	402	G	C5-C4	-5.45	1.34	1.38
1	AA	1276	G	P-O5'	-5.45	1.54	1.59
1	AA	1403	C	O3'-P	-5.45	1.54	1.61
35	BA	420	C	C5-C6	-5.45	1.29	1.34
35	BA	1330	C	P-O5'	-5.45	1.54	1.59
35	BA	1745(A)	C	C5-C6	-5.45	1.29	1.34
1	AA	1182	G	N3-C4	-5.45	1.31	1.35
1	AA	1501	C	C2'-C1'	-5.45	1.47	1.53
35	BA	276	A	C8-N7	-5.45	1.27	1.31
35	BA	868	U	C4'-C3'	-5.45	1.47	1.52
1	AA	333	G	N7-C5	-5.45	1.35	1.39
1	AA	1048	G	N7-C5	-5.45	1.35	1.39
1	AA	1298	C	N3-C4	-5.45	1.30	1.33
35	BA	1810	A	C6-N6	-5.45	1.29	1.33
35	BA	2116	G	N1-C2	-5.45	1.33	1.37
35	BA	406	G	O4'-C1'	-5.44	1.34	1.41
35	BA	648	G	N9-C8	-5.44	1.34	1.37
35	BA	678	C	C2-O2	-5.44	1.19	1.24
35	BA	1000	A	N3-C4	-5.44	1.31	1.34
35	BA	1969	A	C5'-C4'	-5.44	1.44	1.51
35	BA	2331	G	C2'-O2'	-5.44	1.34	1.41
1	AA	929	G	C2-N3	-5.44	1.28	1.32
1	AA	986	A	P-O5'	-5.44	1.54	1.59
1	AA	1050	G	C2-N3	-5.44	1.28	1.32
1	AA	1401	G	C6-O6	-5.44	1.19	1.24
35	BA	449	A	P-O5'	-5.44	1.54	1.59
35	BA	596	G	N3-C4	-5.44	1.31	1.35

Continued on next page...

Continued from previous page...

Mol	Chain	Res	Type	Atoms	Z	Observed(Å)	Ideal(Å)
35	BA	665	C	C5-C6	-5.44	1.29	1.34
35	BA	723	G	N3-C4	5.44	1.39	1.35
35	BA	868	U	C5-C6	-5.44	1.29	1.34
35	BA	1511	C	C5-C6	-5.44	1.29	1.34
35	BA	2258	C	N1-C2	-5.44	1.34	1.40
35	BA	2536	G	C2-N2	-5.44	1.29	1.34
1	AA	325	A	C8-N7	-5.44	1.27	1.31
1	AA	794	A	N9-C8	-5.44	1.33	1.37
1	AA	866	C	P-O5'	-5.44	1.54	1.59
1	AA	1332	A	N9-C8	-5.44	1.33	1.37
35	BA	92	A	C8-N7	-5.44	1.27	1.31
35	BA	341	G	N1-C2	-5.44	1.33	1.37
35	BA	544	G	C4'-C3'	-5.44	1.47	1.52
35	BA	1464	C	O3'-P	-5.44	1.54	1.61
35	BA	1493	C	N3-C4	-5.44	1.30	1.33
35	BA	1894	C	N1-C6	-5.44	1.33	1.37
1	AA	271	C	C4-C5	-5.44	1.38	1.43
1	AA	936	C	N1-C2	-5.44	1.34	1.40
35	BA	77	C	C2-O2	-5.44	1.19	1.24
35	BA	271(T)	C	C4-C5	-5.44	1.38	1.43
35	BA	1041	C	C2-O2	-5.44	1.19	1.24
35	BA	1923	U	C4'-O4'	-5.44	1.38	1.45
1	AA	1520	G	C2-N3	-5.44	1.28	1.32
14	AN	21	TYR	CE1-CZ	-5.44	1.31	1.38
35	BA	386	G	C4'-C3'	-5.44	1.47	1.52
35	BA	970	C	C2'-C1'	-5.44	1.47	1.53
35	BA	1592	C	C3'-C2'	-5.44	1.46	1.52
35	BA	2497	A	C2-N3	-5.44	1.28	1.33
35	BA	2557	G	C4'-C3'	-5.44	1.47	1.52
35	BA	1338	G	P-O5'	-5.44	1.54	1.59
1	AA	305	G	C6-N1	-5.43	1.35	1.39
1	AA	487	A	C3'-C2'	-5.43	1.46	1.52
1	AA	819	A	N7-C5	-5.43	1.35	1.39
1	AA	898	G	N7-C5	-5.43	1.35	1.39
1	AA	1499	A	C5-C6	-5.43	1.36	1.41
22	AV	56	C	N3-C4	-5.43	1.30	1.33
35	BA	473	G	C2'-C1'	-5.43	1.47	1.53
35	BA	476	G	C6-N1	-5.43	1.35	1.39
35	BA	650	C	O3'-P	-5.43	1.54	1.61
35	BA	1153	C	N1-C2	-5.43	1.34	1.40
35	BA	1688	U	C4'-O4'	-5.43	1.38	1.45
35	BA	1754	C	O3'-P	-5.43	1.54	1.61

Continued on next page...

Continued from previous page...

Mol	Chain	Res	Type	Atoms	Z	Observed(Å)	Ideal(Å)
35	BA	1864	U	N1-C6	-5.43	1.33	1.38
35	BA	2397	G	C6-N1	-5.43	1.35	1.39
35	BA	2871	C	C4-C5	-5.43	1.38	1.43
36	BB	59	A	C5-C4	-5.43	1.34	1.38
1	AA	1525	G	C8-N7	-5.43	1.27	1.30
22	AV	64	G	C8-N7	-5.43	1.27	1.30
35	BA	117	G	C5'-C4'	-5.43	1.44	1.51
35	BA	1847	A	C3'-C2'	-5.43	1.46	1.52
1	AA	1099	G	N9-C4	5.43	1.42	1.38
35	BA	269	U	N1-C6	-5.43	1.33	1.38
35	BA	2399	G	N3-C4	-5.43	1.31	1.35
35	BA	51	G	C8-N7	5.43	1.34	1.30
35	BA	658	C	C5-C6	-5.43	1.30	1.34
35	BA	805	G	C2-N3	-5.43	1.28	1.32
35	BA	1828	G	C2-N3	-5.43	1.28	1.32
35	BA	1991	U	C2-N3	-5.43	1.33	1.37
36	BB	29	A	C8-N7	-5.43	1.27	1.31
1	AA	886	G	C6-O6	-5.43	1.19	1.24
35	BA	342	G	N9-C8	-5.43	1.34	1.37
35	BA	616	G	N7-C5	-5.43	1.35	1.39
35	BA	1553	A	N7-C5	-5.43	1.35	1.39
35	BA	1591	G	N9-C8	-5.43	1.34	1.37
35	BA	2802	G	N7-C5	-5.43	1.35	1.39
1	AA	103	C	C2-N3	-5.43	1.31	1.35
1	AA	798	G	N3-C4	-5.43	1.31	1.35
35	BA	1154	G	N1-C2	-5.43	1.33	1.37
35	BA	1783	A	C6-N6	-5.43	1.29	1.33
35	BA	2672	G	N1-C2	-5.43	1.33	1.37
35	BA	2675	A	N9-C4	5.43	1.41	1.37
1	AA	158	G	C6-N1	-5.42	1.35	1.39
35	BA	262	A	C2-N3	-5.42	1.28	1.33
35	BA	913	U	C5-C6	-5.42	1.29	1.34
35	BA	1489	U	C4-C5	-5.42	1.38	1.43
35	BA	1688	U	N1-C2	-5.42	1.33	1.38
35	BA	1964	G	C2'-C1'	-5.42	1.47	1.53
1	AA	346	G	C5-C6	-5.42	1.36	1.42
1	AA	1177	G	C5-C6	-5.42	1.36	1.42
1	AA	1508	G	N9-C8	-5.42	1.34	1.37
1	AA	1525	G	C3'-C2'	-5.42	1.46	1.52
35	BA	1225	G	C2'-O2'	5.42	1.48	1.41
1	AA	1037	C	C4-C5	-5.42	1.38	1.43
1	AA	1077	G	N7-C5	-5.42	1.35	1.39

Continued on next page...

Continued from previous page...

Mol	Chain	Res	Type	Atoms	Z	Observed(Å)	Ideal(Å)
1	AA	1216	G	C5'-C4'	-5.42	1.44	1.51
22	AV	17(A)	U	C2-O2	-5.42	1.17	1.22
35	BA	713	G	N7-C5	-5.42	1.35	1.39
35	BA	2387	U	N3-C4	-5.42	1.33	1.38
35	BA	1158	C	C2-O2	-5.42	1.19	1.24
35	BA	2690	C	C2-O2	-5.42	1.19	1.24
1	AA	141	A	N9-C4	-5.42	1.34	1.37
1	AA	391	G	N9-C4	-5.42	1.33	1.38
1	AA	988	G	O3'-P	-5.42	1.54	1.61
35	BA	401	A	N9-C4	-5.42	1.34	1.37
35	BA	2818	G	N9-C8	-5.42	1.34	1.37
1	AA	333	G	C4'-C3'	-5.42	1.47	1.52
1	AA	990	C	N1-C6	-5.42	1.33	1.37
1	AA	1525	G	C5-C4	-5.42	1.34	1.38
35	BA	1033	U	O3'-P	-5.42	1.54	1.61
35	BA	1347	G	C5-C4	-5.42	1.34	1.38
36	BB	6	C	C4-C5	-5.42	1.38	1.43
1	AA	348	G	N7-C5	-5.42	1.36	1.39
1	AA	349	A	N7-C5	-5.42	1.36	1.39
1	AA	496	A	C2-N3	-5.42	1.28	1.33
1	AA	570	G	N7-C5	-5.42	1.36	1.39
1	AA	1239	A	C2-N3	-5.42	1.28	1.33
35	BA	1183	G	N7-C5	-5.42	1.36	1.39
1	AA	836	G	C8-N7	-5.41	1.27	1.30
1	AA	909	A	N9-C8	-5.41	1.33	1.37
1	AA	1224	G	N9-C4	-5.41	1.33	1.38
35	BA	363(E)	U	C2-N3	-5.41	1.33	1.37
35	BA	476	G	N1-C2	-5.41	1.33	1.37
35	BA	770	G	N1-C2	-5.41	1.33	1.37
35	BA	1336	A	N3-C4	5.41	1.38	1.34
35	BA	1820	U	C2-N3	-5.41	1.33	1.37
35	BA	1852	C	C2'-C1'	-5.41	1.47	1.53
35	BA	1863	G	C8-N7	-5.41	1.27	1.30
35	BA	2082	A	C5-C6	-5.41	1.36	1.41
35	BA	2272	U	C4-C5	-5.41	1.38	1.43
35	BA	2345	G	C8-N7	-5.41	1.27	1.30
35	BA	2418	A	C5-C4	-5.41	1.34	1.38
36	BB	83	G	C2-N3	-5.41	1.28	1.32
1	AA	606	G	C5'-C4'	-5.41	1.44	1.51
1	AA	967	C	C2'-O2'	-5.41	1.34	1.41
1	AA	1306	A	N3-C4	-5.41	1.31	1.34
35	BA	774	A	N3-C4	-5.41	1.31	1.34

Continued on next page...

Continued from previous page...

Mol	Chain	Res	Type	Atoms	Z	Observed(Å)	Ideal(Å)
35	BA	950	G	C5-C6	-5.41	1.36	1.42
35	BA	2194	G	C5-C6	-5.41	1.36	1.42
35	BA	2198	A	C5'-C4'	-5.41	1.44	1.51
35	BA	2315	G	C5-C4	-5.41	1.34	1.38
1	AA	35	G	C4'-O4'	-5.41	1.38	1.45
1	AA	282	A	C4'-C3'	-5.41	1.47	1.52
1	AA	1282	C	N1-C6	-5.41	1.33	1.37
35	BA	625	G	P-O5'	-5.41	1.54	1.59
35	BA	1218	C	C5-C6	-5.41	1.30	1.34
35	BA	1960	A	N1-C2	-5.41	1.29	1.34
35	BA	2071	A	N1-C2	-5.41	1.29	1.34
35	BA	2115	G	C2'-C1'	-5.41	1.47	1.53
35	BA	2375	G	C2-N2	-5.41	1.29	1.34
1	AA	740	U	C4-O4	-5.41	1.19	1.23
1	AA	814	A	C8-N7	-5.41	1.27	1.31
1	AA	1007	C	C2-N3	-5.41	1.31	1.35
35	BA	502	A	O3'-P	-5.41	1.54	1.61
35	BA	798	G	C6-O6	-5.41	1.19	1.24
35	BA	1748	G	C6-O6	-5.41	1.19	1.24
35	BA	2344	U	C5-C6	-5.41	1.29	1.34
35	BA	2706	G	C2'-O2'	-5.41	1.34	1.41
1	AA	92	C	N3-C4	-5.41	1.30	1.33
1	AA	1018	C	N3-C4	-5.41	1.30	1.33
35	BA	250	G	N9-C8	-5.41	1.34	1.37
35	BA	2576	G	O4'-C1'	-5.41	1.34	1.41
36	BB	111	G	C1'-N9	-5.41	1.39	1.46
1	AA	1503	A	N9-C4	-5.41	1.34	1.37
35	BA	172	C	C5-C6	-5.41	1.30	1.34
35	BA	1511	C	O3'-P	-5.41	1.54	1.61
35	BA	2732	G	C5-C4	-5.41	1.34	1.38
1	AA	739	C	C2-N3	-5.40	1.31	1.35
35	BA	2477	C	C4-C5	5.40	1.47	1.43
35	BA	2755	C	C2-N3	-5.40	1.31	1.35
1	AA	166	G	N1-C2	-5.40	1.33	1.37
1	AA	335	C	N3-C4	-5.40	1.30	1.33
1	AA	611	A	N9-C8	-5.40	1.33	1.37
1	AA	1051	C	N3-C4	-5.40	1.30	1.33
1	AA	1394	A	N7-C5	-5.40	1.36	1.39
1	AA	1531	A	C8-N7	-5.40	1.27	1.31
35	BA	802	A	C8-N7	-5.40	1.27	1.31
35	BA	1720	U	C2-O2	-5.40	1.17	1.22
35	BA	2828	C	N1-C2	-5.40	1.34	1.40

Continued on next page...

Continued from previous page...

Mol	Chain	Res	Type	Atoms	Z	Observed(Å)	Ideal(Å)
45	BN	72	TYR	CE1-CZ	-5.40	1.31	1.38
35	BA	355	G	C5-C4	-5.40	1.34	1.38
35	BA	573	G	P-O5'	-5.40	1.54	1.59
35	BA	1255	U	N1-C2	-5.40	1.33	1.38
35	BA	1917	U	C4-C5	-5.40	1.38	1.43
35	BA	2794	C	N3-C4	5.40	1.37	1.33
1	AA	643	C	C2-N3	-5.40	1.31	1.35
1	AA	1303	C	C4-C5	-5.40	1.38	1.43
35	BA	375	C	C4-C5	-5.40	1.38	1.43
35	BA	1422	G	C2-N3	-5.40	1.28	1.32
1	AA	773	G	C6-N1	-5.40	1.35	1.39
1	AA	1191	A	N9-C8	-5.40	1.33	1.37
13	AM	104	ARG	CZ-NH2	5.40	1.40	1.33
35	BA	183	C	P-O5'	-5.40	1.54	1.59
35	BA	272(I)	U	O4'-C1'	-5.40	1.34	1.41
35	BA	457	A	C2-N3	-5.40	1.28	1.33
35	BA	552	G	C6-N1	5.40	1.43	1.39
35	BA	624	C	C3'-C2'	-5.40	1.46	1.52
35	BA	1075	C	C5'-C4'	-5.40	1.44	1.51
35	BA	1424	G	C8-N7	5.40	1.34	1.30
35	BA	1504	C	C5'-C4'	-5.40	1.44	1.51
35	BA	2003	G	C5-C6	-5.40	1.36	1.42
35	BA	2308	G	N7-C5	-5.40	1.36	1.39
36	BB	53	A	C6-N6	-5.40	1.29	1.33
22	AV	28	C	C4'-C3'	-5.40	1.47	1.52
35	BA	704	G	C5-C4	-5.40	1.34	1.38
35	BA	2358	G	C4'-C3'	-5.40	1.47	1.52
1	AA	568	G	C8-N7	-5.39	1.27	1.30
35	BA	1820	U	C5-C6	-5.39	1.29	1.34
35	BA	1847	A	C6-N1	-5.39	1.31	1.35
35	BA	2194	G	C3'-C2'	5.39	1.58	1.52
1	AA	717	C	C2-O2	-5.39	1.19	1.24
1	AA	1091	U	C2-N3	-5.39	1.33	1.37
1	AA	1261	A	C5-C6	-5.39	1.36	1.41
1	AA	1488	G	C6-O6	5.39	1.29	1.24
35	BA	1690	A	C5-C4	-5.39	1.34	1.38
35	BA	1857	G	N7-C5	5.39	1.42	1.39
1	AA	46	G	N7-C5	-5.39	1.36	1.39
1	AA	457	C	N3-C4	-5.39	1.30	1.33
1	AA	797	C	N3-C4	-5.39	1.30	1.33
35	BA	294	A	N7-C5	-5.39	1.36	1.39
35	BA	795	C	N3-C4	-5.39	1.30	1.33

Continued on next page...

Continued from previous page...

Mol	Chain	Res	Type	Atoms	Z	Observed(Å)	Ideal(Å)
35	BA	970	C	C3'-C2'	-5.39	1.46	1.52
35	BA	1890	A	N7-C5	-5.39	1.36	1.39
35	BA	1949	G	N7-C5	-5.39	1.36	1.39
1	AA	911	U	C4'-C3'	-5.39	1.47	1.52
1	AA	1039	C	C4-C5	-5.39	1.38	1.43
35	BA	736	C	C5-C6	-5.39	1.30	1.34
35	BA	1678	G	C6-O6	-5.39	1.19	1.24
35	BA	2558	C	C4'-C3'	-5.39	1.47	1.52
35	BA	2655	G	C2-N3	-5.39	1.28	1.32
35	BA	2668	G	N1-C2	5.39	1.42	1.37
35	BA	2869	G	C6-O6	-5.39	1.19	1.24
36	BB	110	G	N9-C4	-5.39	1.33	1.38
35	BA	2689	U	C3'-C2'	-5.39	1.46	1.52
35	BA	2704	C	P-O5'	-5.39	1.54	1.59
35	BA	2729	G	C8-N7	-5.39	1.27	1.30
1	AA	172	A	O4'-C1'	-5.39	1.34	1.41
1	AA	942	G	O3'-P	-5.39	1.54	1.61
1	AA	1170	A	C5-C4	-5.39	1.34	1.38
35	BA	2087	G	N3-C4	-5.39	1.31	1.35
35	BA	2820	A	N3-C4	-5.39	1.31	1.34
1	AA	587	G	C2-N3	-5.38	1.28	1.32
31	B6	21	TYR	CE2-CZ	5.38	1.45	1.38
35	BA	325	G	N7-C5	-5.38	1.36	1.39
35	BA	366	C	N1-C6	-5.38	1.33	1.37
35	BA	697	C	C4-C5	-5.38	1.38	1.43
35	BA	761	A	C8-N7	-5.38	1.27	1.31
35	BA	2006	C	N1-C6	-5.38	1.33	1.37
35	BA	2776	A	N7-C5	-5.38	1.36	1.39
35	BA	1602	U	C2-O2	-5.38	1.17	1.22
35	BA	2397	G	C2-N2	-5.38	1.29	1.34
1	AA	228	A	N9-C4	-5.38	1.34	1.37
1	AA	292	G	N3-C4	-5.38	1.31	1.35
1	AA	669	U	C4-C5	-5.38	1.38	1.43
1	AA	1088	G	N9-C4	-5.38	1.33	1.38
35	BA	514	A	N9-C4	-5.38	1.34	1.37
35	BA	543	C	C4-C5	-5.38	1.38	1.43
35	BA	630	G	C8-N7	-5.38	1.27	1.30
35	BA	691	C	C5-C6	-5.38	1.30	1.34
35	BA	1226	A	C4'-O4'	-5.38	1.38	1.45
35	BA	1612	C	C3'-C2'	-5.38	1.46	1.52
35	BA	2344	U	O3'-P	5.38	1.67	1.61
35	BA	2707	G	C8-N7	-5.38	1.27	1.30

Continued on next page...

Continued from previous page...

Mol	Chain	Res	Type	Atoms	Z	Observed(Å)	Ideal(Å)
36	BB	119	G	C6-N1	-5.38	1.35	1.39
1	AA	809	G	C5-C4	-5.38	1.34	1.38
35	BA	632	A	C8-N7	-5.38	1.27	1.31
35	BA	672	C	C2-N3	-5.38	1.31	1.35
35	BA	1528	A	C6-N6	5.38	1.38	1.33
35	BA	2467	C	C2-N3	-5.38	1.31	1.35
35	BA	694	U	C4-O4	-5.38	1.19	1.23
35	BA	2180	U	C2-N3	-5.38	1.33	1.37
35	BA	2226	C	C3'-C2'	-5.38	1.46	1.52
35	BA	2725	A	C2-N3	-5.38	1.28	1.33
1	AA	7	G	N9-C8	-5.38	1.34	1.37
1	AA	253	U	O3'-P	-5.38	1.54	1.61
1	AA	397	A	N9-C4	-5.38	1.34	1.37
35	BA	544	G	C4'-O4'	-5.38	1.38	1.45
35	BA	727	A	P-O5'	-5.38	1.54	1.59
35	BA	1780	A	N9-C8	-5.38	1.33	1.37
1	AA	1405	G	C5'-C4'	-5.37	1.45	1.51
1	AA	160	A	O3'-P	-5.37	1.54	1.61
1	AA	573	A	N7-C5	-5.37	1.36	1.39
1	AA	776	G	P-O5'	-5.37	1.54	1.59
1	AA	1147	C	N1-C6	-5.37	1.33	1.37
22	AV	27	U	C4'-C3'	5.37	1.59	1.53
22	AV	56	C	C5-C6	-5.37	1.30	1.34
35	BA	213	A	C2-N3	-5.37	1.28	1.33
35	BA	254	G	N7-C5	-5.37	1.36	1.39
35	BA	874	G	N7-C5	-5.37	1.36	1.39
35	BA	1011	G	N7-C5	-5.37	1.36	1.39
35	BA	1274	A	C5-C4	-5.37	1.34	1.38
35	BA	1533	G	C5-C6	-5.37	1.36	1.42
35	BA	1937	A	N7-C5	-5.37	1.36	1.39
35	BA	2148	G	C6-O6	-5.37	1.19	1.24
35	BA	2535	G	C6-N1	-5.37	1.35	1.39
35	BA	2592	G	C6-O6	5.37	1.28	1.24
36	BB	61	G	O3'-P	-5.37	1.54	1.61
35	BA	804	A	N9-C8	-5.37	1.33	1.37
35	BA	1409	C	C2-N3	-5.37	1.31	1.35
1	AA	10	A	C5-C6	-5.37	1.36	1.41
1	AA	259	G	C5-C4	-5.37	1.34	1.38
1	AA	345	C	N3-C4	-5.37	1.30	1.33
1	AA	396	G	C8-N7	-5.37	1.27	1.30
1	AA	1398	A	C1'-N9	-5.37	1.39	1.46
35	BA	1068	G	C5-C6	-5.37	1.36	1.42

Continued on next page...

Continued from previous page...

Mol	Chain	Res	Type	Atoms	Z	Observed(Å)	Ideal(Å)
35	BA	2277	G	C5-C6	-5.37	1.36	1.42
1	AA	536	C	C4-C5	-5.37	1.38	1.43
1	AA	1260	C	C4-C5	-5.37	1.38	1.43
35	BA	1214	A	C3'-C2'	-5.37	1.46	1.52
35	BA	1221	C	C4-C5	-5.37	1.38	1.43
35	BA	1234	U	O3'-P	-5.37	1.54	1.61
35	BA	1497	U	O3'-P	-5.37	1.54	1.61
35	BA	2560	C	C4-C5	-5.37	1.38	1.43
36	BB	45	A	C6-N1	-5.37	1.31	1.35
1	AA	1389	C	C4'-C3'	-5.37	1.47	1.52
22	AV	45	G	N3-C4	-5.37	1.31	1.35
35	BA	76	C	C4'-C3'	-5.37	1.47	1.52
35	BA	130	C	N1-C2	-5.37	1.34	1.40
35	BA	776	G	C8-N7	5.37	1.34	1.30
35	BA	2013	A	C4'-C3'	-5.37	1.47	1.52
35	BA	2061	G	N3-C4	-5.37	1.31	1.35
35	BA	2130	U	N1-C2	-5.37	1.33	1.38
1	AA	460	G	N7-C5	5.36	1.42	1.39
35	BA	135	G	C5-C4	-5.36	1.34	1.38
35	BA	327	G	C2'-C1'	-5.36	1.47	1.53
35	BA	406	G	C5-C4	-5.36	1.34	1.38
35	BA	1398	C	C5'-C4'	5.36	1.57	1.51
35	BA	2154	G	N9-C8	-5.36	1.34	1.37
1	AA	671	G	N9-C4	-5.36	1.33	1.38
35	BA	281	G	N9-C4	-5.36	1.33	1.38
35	BA	301	G	N9-C4	-5.36	1.33	1.38
35	BA	1040	C	P-O5'	-5.36	1.54	1.59
35	BA	1417	C	O3'-P	-5.36	1.54	1.61
35	BA	2606	C	O3'-P	-5.36	1.54	1.61
1	AA	253	U	C5-C6	-5.36	1.29	1.34
1	AA	433	C	C3'-C2'	-5.36	1.46	1.52
1	AA	582	U	C5-C6	-5.36	1.29	1.34
1	AA	604	G	N3-C4	-5.36	1.31	1.35
35	BA	782	A	C8-N7	5.36	1.35	1.31
35	BA	1140	C	C3'-C2'	-5.36	1.46	1.52
35	BA	1813	G	C2'-O2'	-5.36	1.34	1.41
35	BA	2127	G	N3-C4	-5.36	1.31	1.35
35	BA	2654	A	C8-N7	5.36	1.35	1.31
1	AA	147	G	C5-C4	-5.36	1.34	1.38
35	BA	512	G	N9-C4	-5.36	1.33	1.38
35	BA	1148	A	C3'-C2'	-5.36	1.46	1.52
35	BA	1403	C	P-O5'	-5.36	1.54	1.59

Continued on next page...

Continued from previous page...

Mol	Chain	Res	Type	Atoms	Z	Observed(Å)	Ideal(Å)
1	AA	532	A	C6-N1	-5.36	1.31	1.35
1	AA	621	A	N9-C4	-5.36	1.34	1.37
1	AA	1290	G	C6-N1	-5.36	1.35	1.39
1	AA	1363(A)	A	O3'-P	-5.36	1.54	1.61
22	AV	62	C	C4'-C3'	-5.36	1.47	1.52
35	BA	79	G	C8-N7	-5.36	1.27	1.30
35	BA	338	G	N1-C2	-5.36	1.33	1.37
35	BA	573	G	C8-N7	-5.36	1.27	1.30
35	BA	773	U	C4'-C3'	-5.36	1.47	1.52
35	BA	1822	G	C8-N7	-5.36	1.27	1.30
35	BA	1842	G	C8-N7	-5.36	1.27	1.30
35	BA	2555	U	C5-C6	-5.36	1.29	1.34
35	BA	2604	U	N1-C6	-5.36	1.33	1.38
1	AA	193	C	N1-C6	-5.35	1.33	1.37
35	BA	296	C	N3-C4	5.35	1.37	1.33
35	BA	654(M)	C	N1-C6	-5.35	1.33	1.37
35	BA	969	U	O3'-P	-5.35	1.54	1.61
35	BA	1311	G	N3-C4	5.35	1.39	1.35
35	BA	1971	A	N1-C2	-5.35	1.29	1.34
1	AA	222	U	C2-N3	5.35	1.41	1.37
1	AA	972	C	C2'-O2'	-5.35	1.34	1.41
1	AA	1437	C	N1-C2	-5.35	1.34	1.40
35	BA	141	A	C5-C6	-5.35	1.36	1.41
35	BA	623	G	N9-C4	-5.35	1.33	1.38
35	BA	2361	A	C2'-O2'	-5.35	1.34	1.41
35	BA	1482	G	C2-N3	-5.35	1.28	1.32
35	BA	2459	A	N1-C2	5.35	1.39	1.34
35	BA	2679	A	C6-N1	-5.35	1.31	1.35
1	AA	725	G	C6-N1	-5.35	1.35	1.39
1	AA	1257	U	C2-O2	-5.35	1.17	1.22
1	AA	1513	A	C6-N6	-5.35	1.29	1.33
35	BA	8	A	C2-N3	-5.35	1.28	1.33
35	BA	788	A	N3-C4	-5.35	1.31	1.34
35	BA	1903	G	P-O5'	-5.35	1.54	1.59
35	BA	2633	G	N3-C4	5.35	1.39	1.35
1	AA	145	G	C8-N7	-5.35	1.27	1.30
1	AA	231	G	N9-C8	-5.35	1.34	1.37
1	AA	700	G	C8-N7	-5.35	1.27	1.30
1	AA	988	G	N7-C5	-5.35	1.36	1.39
35	BA	142(A)	C	C5-C6	-5.35	1.30	1.34
35	BA	654(N)	G	C4'-O4'	-5.35	1.38	1.45
35	BA	1253	A	N7-C5	-5.35	1.36	1.39

Continued on next page...

Continued from previous page...

Mol	Chain	Res	Type	Atoms	Z	Observed(Å)	Ideal(Å)
35	BA	2135	A	C3'-C2'	-5.35	1.46	1.52
35	BA	2754	U	N3-C4	-5.35	1.33	1.38
35	BA	962	G	C2-N3	-5.35	1.28	1.32
1	AA	24	U	N1-C2	-5.34	1.33	1.38
1	AA	92	C	C4'-C3'	-5.34	1.47	1.52
1	AA	1283	G	C4'-C3'	-5.34	1.47	1.52
1	AA	1469	G	P-O5'	-5.34	1.54	1.59
35	BA	557	U	C2-N3	-5.34	1.34	1.37
35	BA	1333	C	C4-N4	-5.34	1.29	1.33
35	BA	1358	G	N3-C4	-5.34	1.31	1.35
35	BA	1648	C	C4-C5	-5.34	1.38	1.43
35	BA	1667	G	C6-N1	-5.34	1.35	1.39
35	BA	2126	A	C5-C4	-5.34	1.35	1.38
35	BA	2132	U	C4'-C3'	-5.34	1.47	1.52
35	BA	2864	G	C2-N2	-5.34	1.29	1.34
1	AA	138	G	N9-C8	-5.34	1.34	1.37
1	AA	635	G	N9-C4	-5.34	1.33	1.38
35	BA	17	G	N9-C8	-5.34	1.34	1.37
35	BA	433	C	O3'-P	-5.34	1.54	1.61
35	BA	1271	G	N9-C8	-5.34	1.34	1.37
43	BK	132	ARG	CZ-NH2	-5.34	1.26	1.33
1	AA	629	G	C2-N2	-5.34	1.29	1.34
1	AA	821	G	N7-C5	-5.34	1.36	1.39
1	AA	883	C	N3-C4	-5.34	1.30	1.33
1	AA	979	C	C4'-C3'	-5.34	1.47	1.52
35	BA	83	G	C8-N7	-5.34	1.27	1.30
35	BA	425	G	N7-C5	-5.34	1.36	1.39
35	BA	1034	G	C2-N2	-5.34	1.29	1.34
35	BA	1660	C	N1-C6	-5.34	1.33	1.37
35	BA	1935	G	N7-C5	-5.34	1.36	1.39
36	BB	57	A	C2'-O2'	-5.34	1.34	1.41
1	AA	420	U	C3'-C2'	-5.34	1.46	1.52
1	AA	512	U	C5-C6	-5.34	1.29	1.34
1	AA	1510	U	C5-C6	-5.34	1.29	1.34
35	BA	525	U	N1-C6	-5.34	1.33	1.38
35	BA	1927	A	C5-C6	-5.34	1.36	1.41
35	BA	2004	G	C5-C6	-5.34	1.37	1.42
35	BA	2421	G	C2'-C1'	-5.34	1.47	1.53
35	BA	2655	G	N9-C4	-5.34	1.33	1.38
1	AA	540	G	N1-C2	-5.34	1.33	1.37
1	AA	823	G	N1-C2	-5.34	1.33	1.37
1	AA	1042	G	C3'-C2'	-5.34	1.46	1.52

Continued on next page...

Continued from previous page...

Mol	Chain	Res	Type	Atoms	Z	Observed(Å)	Ideal(Å)
1	AA	1319	A	N9-C8	-5.34	1.33	1.37
1	AA	1517	G	C1'-N9	-5.34	1.39	1.46
1	AA	1522	U	P-O5'	-5.34	1.54	1.59
1	AA	1527	C	C2'-C1'	-5.34	1.47	1.53
35	BA	47	C	C2-N3	-5.34	1.31	1.35
35	BA	560	C	C2-N3	-5.34	1.31	1.35
35	BA	677	A	N7-C5	-5.34	1.36	1.39
35	BA	701	G	N7-C5	-5.34	1.36	1.39
35	BA	1356	G	C5-C4	-5.34	1.34	1.38
35	BA	1528	A	N3-C4	-5.34	1.31	1.34
35	BA	2861	G	N9-C8	-5.34	1.34	1.37
1	AA	423	G	C4'-C3'	-5.33	1.47	1.52
1	AA	765	G	C5-C6	-5.33	1.37	1.42
1	AA	1098	C	N1-C6	-5.33	1.33	1.37
35	BA	385	C	N1-C6	-5.33	1.33	1.37
35	BA	699	A	C8-N7	-5.33	1.27	1.31
35	BA	2712	U	C4-O4	-5.33	1.19	1.23
35	BA	2721	A	C6-N1	-5.33	1.31	1.35
1	AA	117	G	N9-C8	-5.33	1.34	1.37
1	AA	195	A	C3'-C2'	-5.33	1.46	1.52
1	AA	305	G	C5-C4	-5.33	1.34	1.38
1	AA	542	G	C3'-C2'	-5.33	1.46	1.52
35	BA	1311	G	P-O5'	-5.33	1.54	1.59
35	BA	2766	G	C5-C6	-5.33	1.37	1.42
36	BB	89	G	C5-C4	-5.33	1.34	1.38
1	AA	1183	A	N3-C4	-5.33	1.31	1.34
1	AA	1389	C	N3-C4	-5.33	1.30	1.33
1	AA	169	C	C4'-C3'	-5.33	1.47	1.52
1	AA	223	U	C2-N3	-5.33	1.34	1.37
1	AA	275	G	N7-C5	-5.33	1.36	1.39
1	AA	473	G	C3'-C2'	-5.33	1.46	1.52
1	AA	1368	G	N7-C5	-5.33	1.36	1.39
1	AA	1518	A	C4'-C3'	-5.33	1.47	1.52
35	BA	257	A	C5-C4	-5.33	1.35	1.38
35	BA	288	C	P-O5'	-5.33	1.54	1.59
35	BA	850	C	C4-N4	-5.33	1.29	1.33
35	BA	879	G	C3'-C2'	-5.33	1.46	1.52
35	BA	1586	A	C5-C4	-5.33	1.35	1.38
35	BA	2057	A	N9-C8	-5.33	1.33	1.37
35	BA	2182	G	N1-C2	-5.33	1.33	1.37
35	BA	2460	U	C2-N3	-5.33	1.34	1.37
35	BA	2860	A	N7-C5	-5.33	1.36	1.39

Continued on next page...

Continued from previous page...

Mol	Chain	Res	Type	Atoms	Z	Observed(Å)	Ideal(Å)
1	AA	703	G	C1'-N9	-5.33	1.39	1.46
35	BA	279	C	C2-O2	-5.33	1.19	1.24
35	BA	1258	C	C2'-C1'	-5.33	1.47	1.53
35	BA	1997	G	O4'-C1'	5.33	1.48	1.41
1	AA	593	G	C5-C4	-5.33	1.34	1.38
1	AA	718	G	C5-C4	-5.33	1.34	1.38
1	AA	1105	A	N9-C4	-5.33	1.34	1.37
35	BA	874	G	C5-C4	-5.33	1.34	1.38
35	BA	1294	U	C3'-C2'	-5.33	1.46	1.52
1	AA	324	G	C8-N7	5.32	1.34	1.30
22	AV	43	A	C5-C6	-5.32	1.36	1.41
22	AV	46	G	C3'-C2'	-5.32	1.46	1.52
35	BA	54	G	C5-C6	-5.32	1.37	1.42
35	BA	189	G	C5-C6	-5.32	1.37	1.42
35	BA	271(X)	G	C5-C4	5.32	1.42	1.38
35	BA	432	A	N1-C2	-5.32	1.29	1.34
35	BA	654(U)	A	C3'-C2'	-5.32	1.46	1.52
35	BA	1751	C	C4-N4	-5.32	1.29	1.33
35	BA	2081	C	C4-N4	-5.32	1.29	1.33
35	BA	2106	G	O3'-P	-5.32	1.54	1.61
35	BA	2675	A	C5-C4	-5.32	1.35	1.38
35	BA	2837	G	C3'-C2'	-5.32	1.46	1.52
1	AA	460	G	N3-C4	-5.32	1.31	1.35
35	BA	59	U	N3-C4	-5.32	1.33	1.38
36	BB	69	G	N3-C4	-5.32	1.31	1.35
1	AA	189(K)	U	C4-O4	5.32	1.27	1.23
1	AA	539	A	O3'-P	-5.32	1.54	1.61
1	AA	1194	U	C5'-C4'	-5.32	1.45	1.51
1	AA	1224	G	N9-C8	-5.32	1.34	1.37
1	AA	1419	G	C5-C6	-5.32	1.37	1.42
35	BA	1062	G	C4'-C3'	-5.32	1.47	1.52
35	BA	1849	G	C5'-C4'	-5.32	1.45	1.51
35	BA	2607	G	N9-C4	-5.32	1.33	1.38
1	AA	674	G	C3'-O3'	-5.32	1.34	1.42
1	AA	1216	G	N1-C2	-5.32	1.33	1.37
1	AA	1500	A	N9-C8	-5.32	1.33	1.37
1	AA	537	G	C8-N7	5.32	1.34	1.30
1	AA	1269	A	C8-N7	-5.32	1.27	1.31
35	BA	323	G	C2-N2	-5.32	1.29	1.34
35	BA	411	G	N3-C4	-5.32	1.31	1.35
35	BA	687	C	C2'-O2'	-5.32	1.34	1.41
35	BA	913	U	N1-C6	-5.32	1.33	1.38

Continued on next page...

Continued from previous page...

Mol	Chain	Res	Type	Atoms	Z	Observed(Å)	Ideal(Å)
35	BA	1077	A	N7-C5	-5.32	1.36	1.39
35	BA	1112	G	N7-C5	-5.32	1.36	1.39
35	BA	2093	G	C5-C4	5.32	1.42	1.38
35	BA	2449	U	O3'-P	-5.32	1.54	1.61
35	BA	2462	U	C4-O4	-5.32	1.19	1.23
35	BA	2638	G	N3-C4	-5.32	1.31	1.35
1	AA	216	G	N9-C4	-5.32	1.33	1.38
1	AA	265	G	C6-O6	-5.32	1.19	1.24
1	AA	289	G	P-O5'	5.32	1.65	1.59
1	AA	500	G	N9-C8	5.32	1.41	1.37
1	AA	683	G	C6-O6	-5.32	1.19	1.24
1	AA	690	G	N9-C8	-5.32	1.34	1.37
1	AA	1029	C	N1-C6	5.32	1.40	1.37
35	BA	641	C	N1-C6	-5.32	1.33	1.37
35	BA	1440	G	C6-O6	-5.32	1.19	1.24
35	BA	1484	G	N9-C8	-5.32	1.34	1.37
35	BA	1646	C	N1-C6	-5.32	1.33	1.37
35	BA	2196	C	C4-N4	-5.32	1.29	1.33
35	BA	2556	C	N1-C6	-5.32	1.33	1.37
1	AA	258	G	C4'-C3'	-5.31	1.47	1.52
1	AA	427	U	C3'-C2'	-5.31	1.47	1.52
1	AA	758	G	C1'-N9	-5.31	1.39	1.46
1	AA	1017	G	C4'-O4'	-5.31	1.38	1.45
1	AA	1108	G	C5-C6	5.31	1.47	1.42
1	AA	1176	A	N9-C8	-5.31	1.33	1.37
1	AA	1204	A	C4'-C3'	-5.31	1.47	1.52
35	BA	609	A	C2'-C1'	-5.31	1.47	1.53
35	BA	1023	U	C4'-C3'	-5.31	1.47	1.52
35	BA	1597	A	C2'-C1'	-5.31	1.47	1.53
35	BA	2767	C	C3'-C2'	-5.31	1.47	1.52
35	BA	105	C	C2-N3	-5.31	1.31	1.35
35	BA	183	C	C5-C6	-5.31	1.30	1.34
35	BA	547	A	C6-N1	-5.31	1.31	1.35
35	BA	708	C	C2-N3	-5.31	1.31	1.35
35	BA	1345	C	C2-N3	-5.31	1.31	1.35
35	BA	2389	G	C2-N2	-5.31	1.29	1.34
35	BA	2442	C	C5-C6	-5.31	1.30	1.34
36	BB	44	G	C2-N3	-5.31	1.28	1.32
1	AA	284	G	C5'-C4'	-5.31	1.45	1.51
1	AA	1265	G	C6-O6	-5.31	1.19	1.24
1	AA	1502	A	N3-C4	5.31	1.38	1.34
35	BA	619	G	N3-C4	-5.31	1.31	1.35

Continued on next page...

Continued from previous page...

Mol	Chain	Res	Type	Atoms	Z	Observed(Å)	Ideal(Å)
1	AA	498	U	N3-C4	-5.31	1.33	1.38
1	AA	754	C	N1-C6	-5.31	1.33	1.37
35	BA	250	G	C5-C6	-5.31	1.37	1.42
35	BA	309	G	O3'-P	-5.31	1.54	1.61
35	BA	1356	G	C8-N7	-5.31	1.27	1.30
35	BA	2307	G	C8-N7	-5.31	1.27	1.30
1	AA	204	U	C5'-C4'	-5.31	1.45	1.51
1	AA	436	C	C5-C6	-5.31	1.30	1.34
1	AA	728	A	N1-C2	-5.31	1.29	1.34
1	AA	1517	G	C6-N1	-5.31	1.35	1.39
35	BA	644	A	C6-N1	-5.31	1.31	1.35
35	BA	959	A	C3'-C2'	-5.31	1.47	1.52
35	BA	1687	G	C4'-C3'	-5.31	1.47	1.52
35	BA	2279	G	C6-N1	-5.31	1.35	1.39
35	BA	2286	A	C5-C6	-5.31	1.36	1.41
35	BA	2526	G	C4'-C3'	-5.31	1.47	1.52
36	BB	9	G	C2-N3	-5.31	1.28	1.32
35	BA	1362	C	P-O5'	-5.31	1.54	1.59
35	BA	1419	A	N9-C4	-5.31	1.34	1.37
35	BA	1609	A	P-O5'	-5.31	1.54	1.59
1	AA	251	G	C1'-N9	-5.30	1.39	1.46
1	AA	976	G	N7-C5	-5.30	1.36	1.39
35	BA	1422	G	C5-C4	-5.30	1.34	1.38
35	BA	2488	A	N7-C5	-5.30	1.36	1.39
1	AA	268	C	C2-N3	-5.30	1.31	1.35
1	AA	617	G	C8-N7	-5.30	1.27	1.30
1	AA	829	G	P-O5'	-5.30	1.54	1.59
35	BA	2381	C	C2-N3	-5.30	1.31	1.35
1	AA	109	A	C8-N7	-5.30	1.27	1.31
1	AA	272	C	N3-C4	-5.30	1.30	1.33
1	AA	287	U	C2'-C1'	-5.30	1.47	1.53
1	AA	788	U	C2-N3	5.30	1.41	1.37
1	AA	861	G	C2-N2	-5.30	1.29	1.34
22	AV	61	C	C4'-C3'	-5.30	1.47	1.52
35	BA	459	U	C2-N3	-5.30	1.34	1.37
35	BA	517	C	C3'-C2'	-5.30	1.47	1.52
35	BA	1107	G	C6-N1	-5.30	1.35	1.39
35	BA	1394	U	C2-N3	-5.30	1.34	1.37
1	AA	547	A	C5-C6	-5.30	1.36	1.41
1	AA	1227	A	O3'-P	-5.30	1.54	1.61
1	AA	1260	C	C2-N3	-5.30	1.31	1.35
35	BA	670	A	O3'-P	-5.30	1.54	1.61

Continued on next page...

Continued from previous page...

Mol	Chain	Res	Type	Atoms	Z	Observed(Å)	Ideal(Å)
35	BA	799	G	N1-C2	-5.30	1.33	1.37
35	BA	860	U	O3'-P	-5.30	1.54	1.61
35	BA	993	G	C2'-C1'	-5.30	1.47	1.53
35	BA	1096	A	C6-N1	5.30	1.39	1.35
35	BA	1272	A	N9-C8	-5.30	1.33	1.37
35	BA	1626	G	N9-C8	-5.30	1.34	1.37
35	BA	1953	A	N7-C5	-5.30	1.36	1.39
1	AA	146	G	N7-C5	5.30	1.42	1.39
1	AA	1236	A	N3-C4	-5.30	1.31	1.34
1	AA	1439	C	N1-C6	5.30	1.40	1.37
35	BA	43	A	N3-C4	-5.30	1.31	1.34
35	BA	560	C	N1-C6	5.30	1.40	1.37
35	BA	731	C	N1-C6	5.30	1.40	1.37
1	AA	116	A	C8-N7	-5.30	1.27	1.31
1	AA	1298	C	N1-C6	-5.30	1.33	1.37
35	BA	224	G	C8-N7	-5.30	1.27	1.30
35	BA	654(I)	C	N3-C4	-5.30	1.30	1.33
35	BA	788	A	C5-C4	-5.30	1.35	1.38
35	BA	788	A	P-O5'	-5.30	1.54	1.59
35	BA	801	G	C6-N1	-5.30	1.35	1.39
35	BA	1210	A	C6-N6	-5.30	1.29	1.33
35	BA	1237	A	C8-N7	-5.30	1.27	1.31
35	BA	1338	G	C8-N7	-5.30	1.27	1.30
35	BA	1622	G	C6-N1	-5.30	1.35	1.39
35	BA	1830	C	N3-C4	-5.30	1.30	1.33
35	BA	2353	G	C8-N7	-5.30	1.27	1.30
35	BA	2619	C	N1-C6	-5.30	1.33	1.37
1	AA	703	G	N9-C8	-5.29	1.34	1.37
1	AA	1492	A	C5-C6	-5.29	1.36	1.41
35	BA	109	G	N1-C2	-5.29	1.33	1.37
35	BA	1055	G	N9-C8	-5.29	1.34	1.37
35	BA	1168	G	C2'-O2'	-5.29	1.34	1.41
35	BA	1209	G	N1-C2	-5.29	1.33	1.37
35	BA	1275	A	N9-C8	-5.29	1.33	1.37
35	BA	2364	C	C4-C5	-5.29	1.38	1.43
35	BA	2621	A	C5-C6	-5.29	1.36	1.41
1	AA	826	C	C2-N3	-5.29	1.31	1.35
1	AA	892	A	N7-C5	-5.29	1.36	1.39
1	AA	1499	A	C2-N3	-5.29	1.28	1.33
35	BA	271(N)	U	C5'-C4'	-5.29	1.45	1.51
35	BA	565	C	C4-N4	-5.29	1.29	1.33
35	BA	785	G	N7-C5	-5.29	1.36	1.39

Continued on next page...

Continued from previous page...

Mol	Chain	Res	Type	Atoms	Z	Observed(Å)	Ideal(Å)
35	BA	1272	A	N1-C2	-5.29	1.29	1.34
35	BA	1758	G	C5'-C4'	-5.29	1.45	1.51
1	AA	120	A	C6-N1	-5.29	1.31	1.35
1	AA	763	G	O3'-P	-5.29	1.54	1.61
1	AA	1006	C	N1-C6	-5.29	1.33	1.37
1	AA	1232	U	N3-C4	5.29	1.43	1.38
35	BA	849	A	C6-N1	-5.29	1.31	1.35
35	BA	2366	A	C6-N6	-5.29	1.29	1.33
1	AA	860	A	N9-C8	-5.29	1.33	1.37
1	AA	1437	C	C4-C5	-5.29	1.38	1.43
1	AA	127	G	C5-C4	-5.29	1.34	1.38
1	AA	523	A	O3'-P	-5.29	1.54	1.61
1	AA	866	C	C2'-C1'	-5.29	1.47	1.53
1	AA	1387	G	C5-C4	-5.29	1.34	1.38
1	AA	1466	C	C5-C6	-5.29	1.30	1.34
35	BA	236	C	C5-C6	-5.29	1.30	1.34
35	BA	574	C	C4-N4	-5.29	1.29	1.33
35	BA	1393	A	N1-C2	-5.29	1.29	1.34
35	BA	1494	A	N1-C2	-5.29	1.29	1.34
35	BA	2154	G	C2'-C1'	-5.29	1.47	1.53
1	AA	870	U	N1-C2	-5.29	1.33	1.38
1	AA	1155	G	C2-N3	-5.29	1.28	1.32
35	BA	728	G	C6-N1	-5.29	1.35	1.39
35	BA	1259	G	C4'-C3'	-5.29	1.47	1.52
35	BA	2370	G	C4'-C3'	-5.29	1.47	1.52
35	BA	2445	G	P-O5'	-5.29	1.54	1.59
1	AA	360	A	N7-C5	-5.29	1.36	1.39
1	AA	1075	C	C4'-O4'	-5.29	1.38	1.45
1	AA	1375	A	N3-C4	-5.29	1.31	1.34
1	AA	1420	C	N3-C4	-5.29	1.30	1.33
23	AX	11	U	C2-N3	5.29	1.41	1.37
35	BA	98	G	N1-C2	-5.29	1.33	1.37
35	BA	949	C	O3'-P	-5.29	1.54	1.61
35	BA	1218	C	N1-C6	-5.29	1.33	1.37
35	BA	2450	A	N3-C4	-5.29	1.31	1.34
35	BA	2457	U	N1-C6	5.29	1.42	1.38
1	AA	124	G	N1-C2	5.28	1.42	1.37
1	AA	609	A	C4'-O4'	-5.28	1.38	1.45
1	AA	761	G	N9-C8	-5.28	1.34	1.37
35	BA	355	G	C8-N7	-5.28	1.27	1.30
35	BA	830	G	C8-N7	-5.28	1.27	1.30
35	BA	1756	G	P-O5'	-5.28	1.54	1.59

Continued on next page...

Continued from previous page...

Mol	Chain	Res	Type	Atoms	Z	Observed(Å)	Ideal(Å)
35	BA	2241	A	C5-C6	-5.28	1.36	1.41
35	BA	2481	G	N9-C8	-5.28	1.34	1.37
35	BA	2555	U	C4'-C3'	-5.28	1.47	1.52
35	BA	2686	G	N9-C8	-5.28	1.34	1.37
35	BA	2834	G	P-O5'	-5.28	1.54	1.59
35	BA	1960	A	C3'-O3'	-5.28	1.34	1.42
1	AA	531	U	C4-C5	-5.28	1.38	1.43
1	AA	574	A	N9-C8	-5.28	1.33	1.37
1	AA	597	G	C2'-O2'	-5.28	1.34	1.41
1	AA	913	A	N9-C8	5.28	1.42	1.37
35	BA	396	G	N1-C2	-5.28	1.33	1.37
35	BA	1379	A	C5-C4	-5.28	1.35	1.38
35	BA	1381	G	N1-C2	-5.28	1.33	1.37
35	BA	1439	A	N9-C4	-5.28	1.34	1.37
35	BA	1451	C	C4'-O4'	-5.28	1.38	1.45
35	BA	1689	A	N9-C8	-5.28	1.33	1.37
35	BA	2068	U	C2-N3	-5.28	1.34	1.37
35	BA	2149	G	O4'-C1'	-5.28	1.34	1.41
35	BA	2369	A	N9-C8	-5.28	1.33	1.37
35	BA	2550	G	N1-C2	-5.28	1.33	1.37
35	BA	2553	G	C5-C6	-5.28	1.37	1.42
1	AA	649	G	N3-C4	-5.28	1.31	1.35
35	BA	186	G	C2-N3	-5.28	1.28	1.32
35	BA	2106	G	C4'-C3'	-5.28	1.47	1.52
35	BA	2241	A	C6-N6	-5.28	1.29	1.33
35	BA	2287	A	P-O5'	-5.28	1.54	1.59
1	AA	91	C	C5-C6	-5.28	1.30	1.34
1	AA	146	G	C5-C6	-5.28	1.37	1.42
1	AA	1109	C	N3-C4	-5.28	1.30	1.33
1	AA	1329	A	N9-C4	-5.28	1.34	1.37
35	BA	15	G	N1-C2	-5.28	1.33	1.37
35	BA	995	C	C2-N3	5.28	1.40	1.35
35	BA	1122	G	C1'-N9	-5.28	1.39	1.46
35	BA	1297	C	C2-N3	-5.28	1.31	1.35
35	BA	1704	G	N9-C8	5.28	1.41	1.37
35	BA	1983	C	C5-C6	-5.28	1.30	1.34
35	BA	2374	C	N3-C4	-5.28	1.30	1.33
35	BA	72	U	C2-O2	-5.27	1.17	1.22
35	BA	448	U	C5-C6	-5.27	1.29	1.34
35	BA	777	A	N7-C5	-5.27	1.36	1.39
35	BA	1105	U	C2-O2	-5.27	1.17	1.22
35	BA	1411	C	C4'-C3'	-5.27	1.47	1.52

Continued on next page...

Continued from previous page...

Mol	Chain	Res	Type	Atoms	Z	Observed(Å)	Ideal(Å)
35	BA	1641	A	C2'-C1'	-5.27	1.47	1.53
35	BA	2138	C	C4'-C3'	-5.27	1.47	1.52
36	BB	81	G	C6-O6	-5.27	1.19	1.24
1	AA	158	G	N3-C4	-5.27	1.31	1.35
1	AA	1521	G	N3-C4	-5.27	1.31	1.35
35	BA	2058	A	C4'-O4'	-5.27	1.38	1.45
35	BA	2073	C	C4-N4	-5.27	1.29	1.33
1	AA	513	C	C5'-C4'	-5.27	1.45	1.51
1	AA	1343	G	C2-N2	-5.27	1.29	1.34
35	BA	385	C	C2-O2	-5.27	1.19	1.24
35	BA	614(B)	G	C6-N1	-5.27	1.35	1.39
35	BA	1637	A	P-O5'	-5.27	1.54	1.59
1	AA	780	A	C6-N1	-5.27	1.31	1.35
35	BA	207	A	C8-N7	5.27	1.35	1.31
35	BA	1095	A	C6-N1	-5.27	1.31	1.35
35	BA	2032	G	C5-C6	-5.27	1.37	1.42
35	BA	2081	C	N3-C4	-5.27	1.30	1.33
35	BA	2377	A	C4'-O4'	-5.27	1.38	1.45
35	BA	2639	A	C4'-O4'	-5.27	1.38	1.45
36	BB	114	C	C5-C6	-5.27	1.30	1.34
1	AA	665	A	O3'-P	-5.27	1.54	1.61
1	AA	1081	G	N9-C4	-5.27	1.33	1.38
35	BA	182	A	C6-N6	-5.27	1.29	1.33
35	BA	332	A	C6-N6	-5.27	1.29	1.33
35	BA	751	A	P-O5'	-5.27	1.54	1.59
35	BA	1249	U	P-O5'	-5.27	1.54	1.59
35	BA	1763	G	N9-C4	-5.27	1.33	1.38
35	BA	2049	G	C2-N3	-5.27	1.28	1.32
35	BA	2354	G	P-O5'	-5.27	1.54	1.59
35	BA	2634	G	N3-C4	-5.27	1.31	1.35
1	AA	313	A	N3-C4	-5.27	1.31	1.34
1	AA	813	U	N1-C2	-5.27	1.33	1.38
1	AA	70	G	C6-N1	-5.26	1.35	1.39
1	AA	891	U	C2-N3	-5.26	1.34	1.37
1	AA	1175	G	C5-C6	-5.26	1.37	1.42
1	AA	1202	G	N9-C4	5.26	1.42	1.38
35	BA	185	U	O3'-P	-5.26	1.54	1.61
35	BA	1347	G	C5-C6	-5.26	1.37	1.42
35	BA	1756	G	C5-C6	-5.26	1.37	1.42
35	BA	2782	G	O3'-P	-5.26	1.54	1.61
35	BA	2834	G	C6-O6	-5.26	1.19	1.24
36	BB	6	C	N1-C2	-5.26	1.34	1.40

Continued on next page...

Continued from previous page...

Mol	Chain	Res	Type	Atoms	Z	Observed(Å)	Ideal(Å)
1	AA	558	G	C5-C4	-5.26	1.34	1.38
1	AA	682	G	C4'-C3'	-5.26	1.47	1.52
1	AA	1186	G	C5-C4	-5.26	1.34	1.38
35	BA	781	A	C4'-C3'	-5.26	1.47	1.52
1	AA	66	G	C2'-C1'	-5.26	1.47	1.53
1	AA	574	A	C3'-C2'	-5.26	1.47	1.52
1	AA	1316	G	C5'-C4'	-5.26	1.45	1.51
35	BA	451	C	C4-N4	5.26	1.38	1.33
35	BA	2036	C	C2-N3	-5.26	1.31	1.35
1	AA	189(E)	U	C2-N3	5.26	1.41	1.37
1	AA	349	A	C5-C4	-5.26	1.35	1.38
1	AA	700	G	C6-O6	-5.26	1.19	1.24
1	AA	1337	G	C2'-O2'	-5.26	1.34	1.41
35	BA	397	G	C6-O6	-5.26	1.19	1.24
35	BA	1557	C	N1-C6	-5.26	1.33	1.37
35	BA	1784	A	C4'-C3'	-5.26	1.47	1.52
35	BA	1847	A	C5-C4	-5.26	1.35	1.38
35	BA	2067	G	C6-N1	-5.26	1.35	1.39
36	BB	45	A	C2-N3	-5.26	1.28	1.33
1	AA	217	C	P-O5'	-5.26	1.54	1.59
1	AA	284	G	P-O5'	-5.26	1.54	1.59
1	AA	598	U	P-O5'	-5.26	1.54	1.59
1	AA	738	C	P-O5'	-5.26	1.54	1.59
35	BA	1610	A	N9-C8	5.26	1.42	1.37
35	BA	1629	U	N1-C2	-5.26	1.33	1.38
35	BA	2044	C	P-O5'	-5.26	1.54	1.59
1	AA	509	A	N7-C5	-5.26	1.36	1.39
1	AA	1057	G	N9-C8	-5.26	1.34	1.37
1	AA	1098	C	C2-N3	-5.26	1.31	1.35
1	AA	1238	A	C8-N7	-5.26	1.27	1.31
22	AV	11	A	C8-N7	-5.26	1.27	1.31
35	BA	583	G	N9-C8	-5.26	1.34	1.37
35	BA	2354	G	C8-N7	-5.26	1.27	1.30
35	BA	2543	G	C8-N7	-5.26	1.27	1.30
35	BA	2666	C	C2-N3	-5.26	1.31	1.35
1	AA	309	G	C2-N2	-5.25	1.29	1.34
1	AA	544	G	C4'-O4'	-5.25	1.38	1.45
35	BA	1353	A	C5-C4	-5.25	1.35	1.38
35	BA	2774	C	C5-C6	-5.25	1.30	1.34
1	AA	810	C	N3-C4	-5.25	1.30	1.33
22	AV	57	A	N9-C8	-5.25	1.33	1.37
35	BA	834	C	N1-C6	-5.25	1.33	1.37

Continued on next page...

Continued from previous page...

Mol	Chain	Res	Type	Atoms	Z	Observed(Å)	Ideal(Å)
35	BA	973	A	N3-C4	-5.25	1.31	1.34
35	BA	1104	C	N3-C4	-5.25	1.30	1.33
35	BA	2000	G	C2-N3	-5.25	1.28	1.32
35	BA	2125	G	C2-N3	-5.25	1.28	1.32
35	BA	2153	G	C2-N3	-5.25	1.28	1.32
35	BA	2297	C	N1-C6	-5.25	1.33	1.37
35	BA	2350	C	N1-C6	-5.25	1.33	1.37
35	BA	2672	G	C2-N3	-5.25	1.28	1.32
1	AA	861	G	N3-C4	-5.25	1.31	1.35
1	AA	1011	G	N9-C8	-5.25	1.34	1.37
35	BA	230	U	C5-C6	-5.25	1.29	1.34
35	BA	1423	G	N9-C8	-5.25	1.34	1.37
35	BA	2485	G	C2'-C1'	-5.25	1.47	1.53
1	AA	57	G	N7-C5	-5.25	1.36	1.39
1	AA	527	G	C6-O6	-5.25	1.19	1.24
1	AA	959	A	C5'-C4'	-5.25	1.45	1.51
35	BA	674	G	N7-C5	-5.25	1.36	1.39
35	BA	697	C	C4'-C3'	-5.25	1.47	1.52
35	BA	1216	G	N7-C5	-5.25	1.36	1.39
35	BA	2428	G	C4'-C3'	-5.25	1.47	1.52
48	BQ	111	GLU	CG-CD	-5.25	1.44	1.51
1	AA	649	G	N9-C4	-5.25	1.33	1.38
1	AA	1280	A	C3'-C2'	-5.25	1.47	1.52
35	BA	356	G	C2-N3	-5.25	1.28	1.32
35	BA	468	G	O4'-C1'	-5.25	1.34	1.41
35	BA	946	G	C2-N3	-5.25	1.28	1.32
35	BA	1397	U	C5'-C4'	-5.25	1.45	1.51
36	BB	44	G	C8-N7	5.25	1.34	1.30
1	AA	129(A)	G	C5-C4	-5.25	1.34	1.38
1	AA	894	G	C6-O6	-5.25	1.19	1.24
1	AA	1057	G	C6-O6	-5.25	1.19	1.24
1	AA	1225	A	C6-N1	-5.25	1.31	1.35
1	AA	1380	U	N1-C6	-5.25	1.33	1.38
35	BA	660	G	C3'-O3'	-5.25	1.34	1.42
35	BA	750	A	C6-N1	5.25	1.39	1.35
35	BA	902	C	C4'-C3'	-5.25	1.47	1.52
35	BA	1069	A	O4'-C1'	-5.25	1.34	1.41
35	BA	1324	G	C5-C6	-5.25	1.37	1.42
35	BA	2770	G	P-OP2	-5.25	1.40	1.49
35	BA	2821	A	N3-C4	-5.25	1.31	1.34
1	AA	312	C	P-O5'	-5.25	1.54	1.59
1	AA	975	A	C8-N7	-5.25	1.27	1.31

Continued on next page...

Continued from previous page...

Mol	Chain	Res	Type	Atoms	Z	Observed(Å)	Ideal(Å)
1	AA	1299	A	C8-N7	-5.25	1.27	1.31
35	BA	99	U	P-O5'	-5.25	1.54	1.59
35	BA	888	C	P-O5'	-5.25	1.54	1.59
35	BA	1384	A	P-O5'	-5.25	1.54	1.59
1	AA	145	G	N7-C5	-5.24	1.36	1.39
1	AA	1339	A	N7-C5	-5.24	1.36	1.39
35	BA	261	G	C5-C6	-5.24	1.37	1.42
35	BA	469	G	N1-C2	-5.24	1.33	1.37
35	BA	649	G	C2-N3	-5.24	1.28	1.32
35	BA	826	U	N3-C4	-5.24	1.33	1.38
35	BA	861	A	N7-C5	-5.24	1.36	1.39
35	BA	979	G	N7-C5	-5.24	1.36	1.39
35	BA	1046	A	N7-C5	-5.24	1.36	1.39
35	BA	1259	G	C6-N1	-5.24	1.35	1.39
35	BA	1555	G	C6-N1	-5.24	1.35	1.39
35	BA	1851	U	C2-N3	-5.24	1.34	1.37
35	BA	2379	G	C5-C6	-5.24	1.37	1.42
35	BA	2383	G	C6-N1	-5.24	1.35	1.39
35	BA	2531	A	N7-C5	-5.24	1.36	1.39
36	BB	21	G	O4'-C1'	-5.24	1.34	1.41
35	BA	271(Z)	C	C3'-O3'	-5.24	1.34	1.42
35	BA	2175	C	C3'-O3'	-5.24	1.34	1.42
35	BA	2582	G	P-O5'	-5.24	1.54	1.59
36	BB	97	G	P-O5'	-5.24	1.54	1.59
1	AA	1474	G	C2-N2	-5.24	1.29	1.34
6	AF	66	GLU	CD-OE1	-5.24	1.19	1.25
35	BA	19	C	C4-N4	-5.24	1.29	1.33
35	BA	261	G	N9-C4	-5.24	1.33	1.38
35	BA	614(B)	G	C6-O6	-5.24	1.19	1.24
35	BA	875	G	C2'-C1'	-5.24	1.47	1.53
35	BA	1308	A	N3-C4	-5.24	1.31	1.34
35	BA	1416	G	N3-C4	-5.24	1.31	1.35
35	BA	1617	C	N1-C6	-5.24	1.34	1.37
35	BA	1979	C	N1-C6	-5.24	1.34	1.37
35	BA	1994	C	O3'-P	-5.24	1.54	1.61
35	BA	2611	U	C4-C5	-5.24	1.38	1.43
1	AA	820	U	N3-C4	-5.24	1.33	1.38
1	AA	897	C	C3'-O3'	-5.24	1.34	1.42
1	AA	1501	C	C2-O2	-5.24	1.19	1.24
35	BA	789	A	C5-C4	-5.24	1.35	1.38
35	BA	918	A	C5-C4	-5.24	1.35	1.38
35	BA	1562	A	C5-C6	-5.24	1.36	1.41

Continued on next page...

Continued from previous page...

Mol	Chain	Res	Type	Atoms	Z	Observed(Å)	Ideal(Å)
35	BA	1796	U	C4-O4	-5.24	1.19	1.23
35	BA	2706	G	C6-N1	-5.24	1.35	1.39
35	BA	2782	G	N1-C2	-5.24	1.33	1.37
36	BB	97	G	C3'-C2'	-5.24	1.47	1.52
1	AA	157	G	C5-C6	-5.24	1.37	1.42
1	AA	560	U	C5-C6	-5.24	1.29	1.34
1	AA	732	C	C4'-C3'	-5.24	1.47	1.52
1	AA	978	A	C2'-O2'	-5.24	1.34	1.41
1	AA	1154	G	N9-C8	-5.24	1.34	1.37
22	AV	74	C	C4'-O4'	-5.24	1.38	1.45
35	BA	70	G	N9-C8	-5.24	1.34	1.37
35	BA	363	G	N3-C4	-5.24	1.31	1.35
35	BA	641	C	C4-C5	-5.24	1.38	1.43
35	BA	1292	U	C4'-C3'	-5.24	1.47	1.52
35	BA	1649	G	C3'-C2'	-5.24	1.47	1.52
35	BA	2341	G	C3'-C2'	-5.24	1.47	1.52
35	BA	2867	G	N9-C8	-5.24	1.34	1.37
36	BB	83	G	N3-C4	-5.24	1.31	1.35
22	AV	50	U	N3-C4	-5.23	1.33	1.38
35	BA	1297	C	C2-O2	-5.23	1.19	1.24
35	BA	2665	A	C5-C6	-5.23	1.36	1.41
1	AA	629	G	C2-N3	-5.23	1.28	1.32
1	AA	743	U	O3'-P	-5.23	1.54	1.61
35	BA	44	G	C3'-C2'	-5.23	1.47	1.52
35	BA	580	C	O3'-P	-5.23	1.54	1.61
1	AA	143	A	C3'-C2'	-5.23	1.47	1.52
1	AA	693	G	N7-C5	-5.23	1.36	1.39
35	BA	39	C	N3-C4	-5.23	1.30	1.33
35	BA	1091	G	C5'-C4'	-5.23	1.45	1.51
35	BA	1479	G	N7-C5	-5.23	1.36	1.39
35	BA	2315	G	N7-C5	-5.23	1.36	1.39
35	BA	2673	G	C5-C4	-5.23	1.34	1.38
1	AA	985	C	C4'-C3'	-5.23	1.47	1.52
35	BA	176	G	N1-C2	-5.23	1.33	1.37
35	BA	1845	G	C6-N1	-5.23	1.35	1.39
35	BA	729	G	C3'-C2'	-5.23	1.47	1.52
35	BA	1693	U	C2'-C1'	-5.23	1.47	1.53
35	BA	1899	G	N1-C2	5.23	1.42	1.37
35	BA	2455	G	C3'-C2'	-5.23	1.47	1.52
1	AA	15	G	C2'-O2'	-5.23	1.34	1.41
1	AA	547	A	C6-N1	-5.23	1.31	1.35
1	AA	773	G	N9-C4	-5.23	1.33	1.38

Continued on next page...

Continued from previous page...

Mol	Chain	Res	Type	Atoms	Z	Observed(Å)	Ideal(Å)
1	AA	1410	G	C4'-C3'	-5.23	1.47	1.52
35	BA	375	C	N1-C6	5.23	1.40	1.37
35	BA	944	G	N9-C4	-5.23	1.33	1.38
35	BA	2424	C	C5-C6	-5.23	1.30	1.34
1	AA	499	A	N9-C4	5.22	1.41	1.37
35	BA	521	G	N1-C2	-5.22	1.33	1.37
35	BA	614(C)	A	N9-C4	5.22	1.41	1.37
35	BA	743	G	C3'-C2'	-5.22	1.47	1.52
35	BA	936	C	N3-C4	-5.22	1.30	1.33
35	BA	1191	G	C5-C6	-5.22	1.37	1.42
35	BA	1432	C	C5'-C4'	-5.22	1.45	1.51
35	BA	2545	G	C8-N7	-5.22	1.27	1.30
35	BA	2617	C	C4-N4	-5.22	1.29	1.33
35	BA	2734	A	N7-C5	-5.22	1.36	1.39
1	AA	22	G	C5-C6	-5.22	1.37	1.42
1	AA	189	G	C6-N1	-5.22	1.35	1.39
1	AA	1032	G	C6-O6	-5.22	1.19	1.24
1	AA	1168	A	C8-N7	-5.22	1.27	1.31
1	AA	1220	G	C4'-C3'	-5.22	1.47	1.52
1	AA	1338	G	C6-O6	-5.22	1.19	1.24
1	AA	1344	C	C4-C5	-5.22	1.38	1.43
35	BA	703	U	C4'-C3'	-5.22	1.47	1.52
35	BA	823	G	C8-N7	5.22	1.34	1.30
35	BA	1331	A	C8-N7	-5.22	1.27	1.31
35	BA	2244	U	N1-C6	-5.22	1.33	1.38
35	BA	2292	C	C2-N3	-5.22	1.31	1.35
1	AA	676	A	C5-C6	-5.22	1.36	1.41
35	BA	50	U	C2-O2	-5.22	1.17	1.22
35	BA	79	G	O3'-P	-5.22	1.54	1.61
35	BA	2333	A	C5-C6	-5.22	1.36	1.41
35	BA	2563	U	C2-N3	-5.22	1.34	1.37
1	AA	293	G	C2-N3	-5.22	1.28	1.32
1	AA	667	G	N7-C5	-5.22	1.36	1.39
1	AA	761	G	C2-N2	-5.22	1.29	1.34
1	AA	879	C	P-O5'	-5.22	1.54	1.59
1	AA	987	G	O3'-P	-5.22	1.54	1.61
1	AA	1316	G	N3-C4	-5.22	1.31	1.35
1	AA	1411	C	C4'-C3'	-5.22	1.47	1.52
1	AA	1419	G	O3'-P	-5.22	1.54	1.61
22	AV	23	C	C4'-C3'	-5.22	1.47	1.52
35	BA	176	G	P-O5'	-5.22	1.54	1.59
35	BA	329	G	C6-O6	5.22	1.28	1.24

Continued on next page...

Continued from previous page...

Mol	Chain	Res	Type	Atoms	Z	Observed(Å)	Ideal(Å)
35	BA	921	G	C2-N2	-5.22	1.29	1.34
35	BA	1257	C	C5'-C4'	-5.22	1.45	1.51
35	BA	1422	G	P-OP2	-5.22	1.40	1.49
1	AA	619	U	C2'-C1'	-5.22	1.47	1.53
1	AA	1041	A	C3'-C2'	-5.22	1.47	1.52
35	BA	1300	U	C5-C6	-5.22	1.29	1.34
35	BA	2861	G	C2'-C1'	-5.22	1.47	1.53
1	AA	647	C	C5-C6	-5.22	1.30	1.34
1	AA	1123	A	C1'-N9	-5.22	1.39	1.46
35	BA	1542	A	C8-N7	5.22	1.35	1.31
35	BA	1786	A	C8-N7	-5.22	1.27	1.31
35	BA	2681	C	C5-C6	-5.22	1.30	1.34
36	BB	54	G	P-O5'	-5.22	1.54	1.59
1	AA	116	A	N9-C8	-5.21	1.33	1.37
1	AA	227	G	N9-C8	-5.21	1.34	1.37
1	AA	875	C	C2-O2	-5.21	1.19	1.24
1	AA	1049	U	O4'-C1'	-5.21	1.34	1.41
1	AA	1395	C	C2-O2	-5.21	1.19	1.24
35	BA	654(O)	G	C2-N3	-5.21	1.28	1.32
35	BA	1812	A	N3-C4	-5.21	1.31	1.34
35	BA	2194	G	N3-C4	5.21	1.39	1.35
35	BA	2203	U	C5-C6	-5.21	1.29	1.34
1	AA	300	A	N9-C4	-5.21	1.34	1.37
1	AA	425	G	N3-C4	-5.21	1.31	1.35
1	AA	994	A	N9-C4	-5.21	1.34	1.37
35	BA	24	G	N3-C4	-5.21	1.31	1.35
35	BA	1901	A	N9-C4	-5.21	1.34	1.37
35	BA	2361	A	N9-C4	-5.21	1.34	1.37
1	AA	350	G	C8-N7	-5.21	1.27	1.30
1	AA	1369	C	C4'-C3'	-5.21	1.47	1.52
22	AV	14	A	C1'-N9	-5.21	1.39	1.46
35	BA	654(Q)	C	C2-O2	-5.21	1.19	1.24
35	BA	2010	G	C3'-C2'	-5.21	1.47	1.52
35	BA	2334	G	O4'-C1'	-5.21	1.34	1.41
35	BA	2442	C	C4'-C3'	-5.21	1.47	1.52
1	AA	663	A	N1-C2	-5.21	1.29	1.34
1	AA	711	G	N9-C8	5.21	1.41	1.37
1	AA	799	G	N9-C8	-5.21	1.34	1.37
1	AA	1091	U	C3'-C2'	-5.21	1.47	1.52
35	BA	17	G	C4'-C3'	-5.21	1.47	1.52
35	BA	106	C	N3-C4	-5.21	1.30	1.33
35	BA	232	G	C4'-C3'	-5.21	1.47	1.52

Continued on next page...

Continued from previous page...

Mol	Chain	Res	Type	Atoms	Z	Observed(Å)	Ideal(Å)
35	BA	653	A	N1-C2	-5.21	1.29	1.34
35	BA	690	G	N3-C4	-5.21	1.31	1.35
35	BA	1605	C	N3-C4	-5.21	1.30	1.33
35	BA	2362	G	C2-N2	-5.21	1.29	1.34
1	AA	66	G	C6-N1	-5.21	1.35	1.39
1	AA	969	A	C8-N7	-5.21	1.27	1.31
35	BA	33	U	P-O5'	-5.21	1.54	1.59
35	BA	508	G	C6-N1	-5.21	1.35	1.39
35	BA	2738	A	N9-C4	-5.21	1.34	1.37
1	AA	546	G	C2-N2	-5.21	1.29	1.34
1	AA	1110	A	N9-C8	5.21	1.42	1.37
35	BA	1227	G	C2-N2	-5.21	1.29	1.34
1	AA	50	A	N3-C4	-5.20	1.31	1.34
1	AA	100	C	C2'-C1'	-5.20	1.47	1.53
1	AA	127	G	C8-N7	-5.20	1.27	1.30
1	AA	253	U	C5'-C4'	-5.20	1.45	1.51
1	AA	520	A	N3-C4	-5.20	1.31	1.34
1	AA	860	A	C6-N1	-5.20	1.31	1.35
1	AA	1120	G	C8-N7	-5.20	1.27	1.30
1	AA	1160	G	C8-N7	-5.20	1.27	1.30
1	AA	1316	G	C6-O6	-5.20	1.19	1.24
35	BA	78	A	C6-N6	-5.20	1.29	1.33
35	BA	100	G	C5-C4	-5.20	1.34	1.38
35	BA	495	G	P-O5'	-5.20	1.54	1.59
35	BA	497	A	N1-C2	-5.20	1.29	1.34
35	BA	1197	G	N9-C8	-5.20	1.34	1.37
35	BA	1343	G	C6-O6	-5.20	1.19	1.24
35	BA	1889	A	C2-N3	-5.20	1.28	1.33
35	BA	2193	G	P-O5'	-5.20	1.54	1.59
36	BB	90	A	N3-C4	-5.20	1.31	1.34
36	BB	99	G	N9-C4	-5.20	1.33	1.38
1	AA	744	C	C3'-C2'	-5.20	1.47	1.52
1	AA	941	G	C5-C4	5.20	1.42	1.38
35	BA	136	G	C3'-C2'	-5.20	1.47	1.52
35	BA	1486	A	C5-C4	-5.20	1.35	1.38
35	BA	2637	U	C4-O4	5.20	1.27	1.23
1	AA	793	U	C2-N3	-5.20	1.34	1.37
1	AA	923	A	C5-C6	-5.20	1.36	1.41
1	AA	1030(B)	C	N1-C2	5.20	1.45	1.40
35	BA	1009	A	N9-C4	5.20	1.41	1.37
35	BA	1302	A	N9-C8	-5.20	1.33	1.37
35	BA	1880	C	N1-C2	-5.20	1.34	1.40

Continued on next page...

Continued from previous page...

Mol	Chain	Res	Type	Atoms	Z	Observed(Å)	Ideal(Å)
35	BA	2206	G	N7-C5	-5.20	1.36	1.39
35	BA	2368	C	C2-O2	-5.20	1.19	1.24
35	BA	2539	C	N1-C2	5.20	1.45	1.40
1	AA	567	G	N9-C8	-5.20	1.34	1.37
1	AA	592	G	C6-O6	-5.20	1.19	1.24
1	AA	877	C	C4-N4	-5.20	1.29	1.33
1	AA	1151	A	C6-N1	-5.20	1.31	1.35
1	AA	1179	A	C4'-C3'	-5.20	1.47	1.52
1	AA	1355	G	C5-C4	-5.20	1.34	1.38
1	AA	1368	G	C6-O6	-5.20	1.19	1.24
22	AV	22	G	C3'-C2'	-5.20	1.47	1.52
35	BA	20	C	C4-N4	-5.20	1.29	1.33
35	BA	329	G	C8-N7	-5.20	1.27	1.30
35	BA	1353	A	C3'-C2'	-5.20	1.47	1.52
35	BA	1443	G	C8-N7	-5.20	1.27	1.30
35	BA	1670	C	C3'-C2'	-5.20	1.47	1.52
35	BA	1678	G	N9-C8	5.20	1.41	1.37
35	BA	2535	G	C2-N3	-5.20	1.28	1.32
35	BA	2802	G	C8-N7	-5.20	1.27	1.30
35	BA	2844	G	C6-O6	-5.20	1.19	1.24
1	AA	664	G	C6-N1	-5.20	1.35	1.39
1	AA	1228	C	O3'-P	-5.20	1.54	1.61
35	BA	593	G	C6-N1	-5.20	1.35	1.39
35	BA	706	A	C5-C6	-5.20	1.36	1.41
35	BA	2162	G	O3'-P	-5.20	1.54	1.61
35	BA	2445	G	C4'-O4'	-5.20	1.38	1.45
35	BA	2524	G	C6-N1	-5.20	1.35	1.39
1	AA	553	A	N3-C4	-5.20	1.31	1.34
35	BA	313	C	C4-C5	-5.20	1.38	1.43
35	BA	1833	U	N1-C6	-5.20	1.33	1.38
17	AQ	51	TYR	CB-CG	-5.19	1.43	1.51
35	BA	774	A	C6-N6	-5.19	1.29	1.33
35	BA	1787	A	N7-C5	-5.19	1.36	1.39
35	BA	1815	A	C6-N6	-5.19	1.29	1.33
35	BA	2331	G	N7-C5	-5.19	1.36	1.39
1	AA	613	C	P-O5'	-5.19	1.54	1.59
35	BA	38	A	O3'-P	-5.19	1.54	1.61
35	BA	42	G	C2'-O2'	-5.19	1.34	1.41
35	BA	117	G	N9-C4	-5.19	1.33	1.38
35	BA	523	C	N3-C4	-5.19	1.30	1.33
35	BA	676	A	P-O5'	-5.19	1.54	1.59
35	BA	838	C	C5'-C4'	-5.19	1.45	1.51

Continued on next page...

Continued from previous page...

Mol	Chain	Res	Type	Atoms	Z	Observed(Å)	Ideal(Å)
35	BA	942	G	C5'-C4'	-5.19	1.45	1.51
35	BA	2109	U	N1-C6	-5.19	1.33	1.38
35	BA	2395	C	N3-C4	-5.19	1.30	1.33
35	BA	2574	G	C5-C4	-5.19	1.34	1.38
1	AA	349	A	P-O5'	-5.19	1.54	1.59
1	AA	1093	A	C6-N6	-5.19	1.29	1.33
35	BA	379	G	C5'-C4'	-5.19	1.45	1.51
35	BA	428	A	C6-N6	-5.19	1.29	1.33
35	BA	965	C	P-O5'	-5.19	1.54	1.59
35	BA	1047	G	P-O5'	-5.19	1.54	1.59
35	BA	1481	U	C3'-C2'	-5.19	1.47	1.52
35	BA	2015	A	C6-N6	5.19	1.38	1.33
35	BA	2305	A	N3-C4	-5.19	1.31	1.34
35	BA	2395	C	C3'-C2'	-5.19	1.47	1.52
1	AA	1006	C	C2-N3	-5.19	1.31	1.35
1	AA	1057	G	C5-C6	-5.19	1.37	1.42
35	BA	2801	A	C8-N7	-5.19	1.27	1.31
1	AA	646	U	N3-C4	-5.19	1.33	1.38
1	AA	686	U	C3'-C2'	-5.19	1.47	1.52
1	AA	1173	G	C2'-C1'	-5.19	1.47	1.53
1	AA	1393	U	C5-C6	-5.19	1.29	1.34
35	BA	256	A	N9-C8	-5.19	1.33	1.37
35	BA	1361	G	N1-C2	-5.19	1.33	1.37
35	BA	1377	G	N7-C5	-5.19	1.36	1.39
35	BA	1776	G	N9-C8	-5.19	1.34	1.37
35	BA	1946	U	C5-C6	-5.19	1.29	1.34
35	BA	2719	G	N1-C2	-5.19	1.33	1.37
35	BA	2765	A	C2'-C1'	-5.19	1.47	1.53
1	AA	970	C	C4-C5	-5.19	1.38	1.43
22	AV	32	C	N1-C2	-5.19	1.34	1.40
36	BB	57	A	N1-C2	-5.19	1.29	1.34
1	AA	859	A	N3-C4	-5.18	1.31	1.34
35	BA	289	A	N3-C4	-5.18	1.31	1.34
35	BA	321	G	C2-N2	-5.18	1.29	1.34
35	BA	1951	U	C4'-C3'	-5.18	1.47	1.52
35	BA	2342	C	N1-C6	-5.18	1.34	1.37
35	BA	2778	A	N3-C4	-5.18	1.31	1.34
1	AA	683	G	N1-C2	-5.18	1.33	1.37
1	AA	1219	U	P-O5'	-5.18	1.54	1.59
35	BA	610	G	C4'-C3'	-5.18	1.47	1.52
35	BA	729	G	N1-C2	-5.18	1.33	1.37
35	BA	2590	A	C6-N1	-5.18	1.31	1.35

Continued on next page...

Continued from previous page...

Mol	Chain	Res	Type	Atoms	Z	Observed(Å)	Ideal(Å)
35	BA	2615	U	C4-O4	-5.18	1.19	1.23
35	BA	2775	A	C8-N7	-5.18	1.27	1.31
36	BB	42	C	C2-O2	-5.18	1.19	1.24
36	BB	63	G	N1-C2	-5.18	1.33	1.37
35	BA	778	G	N3-C4	-5.18	1.31	1.35
35	BA	805	G	C6-N1	-5.18	1.35	1.39
1	AA	554	C	C2-N3	-5.18	1.31	1.35
1	AA	669	U	N1-C6	-5.18	1.33	1.38
1	AA	1000	U	N1-C2	5.18	1.43	1.38
1	AA	1356	G	C2'-O2'	-5.18	1.34	1.41
1	AA	1399	C	P-O5'	-5.18	1.54	1.59
35	BA	470	A	C2'-O2'	-5.18	1.34	1.41
35	BA	474	G	N9-C4	-5.18	1.33	1.38
35	BA	860	U	C2-O2	-5.18	1.17	1.22
35	BA	1337	G	N9-C4	-5.18	1.33	1.38
35	BA	1756	G	C3'-C2'	-5.18	1.47	1.52
35	BA	2172	U	C2-O2	-5.18	1.17	1.22
35	BA	2525	G	C8-N7	5.18	1.34	1.30
35	BA	2826	A	C4'-O4'	-5.18	1.38	1.45
1	AA	331	G	C8-N7	-5.18	1.27	1.30
1	AA	730	G	C2-N2	-5.18	1.29	1.34
1	AA	876	G	C2'-C1'	-5.18	1.47	1.53
1	AA	1503	A	C4'-C3'	-5.18	1.47	1.52
35	BA	564	C	C5-C6	-5.18	1.30	1.34
35	BA	1260	G	C4'-C3'	-5.18	1.47	1.52
35	BA	1838	C	C4'-O4'	-5.18	1.38	1.45
1	AA	134	A	C6-N1	-5.18	1.31	1.35
1	AA	199	G	N9-C8	-5.18	1.34	1.37
35	BA	476	G	N9-C8	-5.18	1.34	1.37
35	BA	1309	G	N7-C5	-5.18	1.36	1.39
35	BA	2267	A	N3-C4	-5.18	1.31	1.34
35	BA	2282	G	C5-C4	-5.18	1.34	1.38
35	BA	2639	A	N3-C4	-5.18	1.31	1.34
36	BB	95	C	C4-N4	-5.18	1.29	1.33
1	AA	668	G	C2-N3	-5.17	1.28	1.32
1	AA	1223	C	C3'-C2'	-5.17	1.47	1.52
22	AV	53	G	C2-N3	-5.17	1.28	1.32
35	BA	296	C	C4'-C3'	-5.17	1.47	1.52
35	BA	909	A	C5-C4	-5.17	1.35	1.38
35	BA	1132	A	C5-C4	5.17	1.42	1.38
35	BA	1390	U	C2-N3	5.17	1.41	1.37
35	BA	2045	C	C4'-C3'	-5.17	1.47	1.52

Continued on next page...

Continued from previous page...

Mol	Chain	Res	Type	Atoms	Z	Observed(Å)	Ideal(Å)
35	BA	2472	G	C2-N3	-5.17	1.28	1.32
1	AA	1414	U	C5'-C4'	-5.17	1.45	1.51
22	AV	73	A	N1-C2	-5.17	1.29	1.34
35	BA	757	U	C5'-C4'	-5.17	1.45	1.51
35	BA	2511	U	C2-N3	-5.17	1.34	1.37
35	BA	2802	G	C5'-C4'	-5.17	1.45	1.51
1	AA	1379	G	C6-N1	-5.17	1.35	1.39
1	AA	330	C	C5'-C4'	-5.17	1.45	1.51
1	AA	1289	A	N7-C5	-5.17	1.36	1.39
35	BA	36	G	N3-C4	-5.17	1.31	1.35
35	BA	187	G	N7-C5	-5.17	1.36	1.39
35	BA	353	G	N9-C4	-5.17	1.33	1.38
35	BA	1502	C	C2-N3	-5.17	1.31	1.35
35	BA	1804	C	N3-C4	-5.17	1.30	1.33
35	BA	1860	G	N3-C4	-5.17	1.31	1.35
35	BA	2046	G	N3-C4	-5.17	1.31	1.35
1	AA	781	A	C2-N3	-5.17	1.28	1.33
35	BA	1211	U	C4-O4	5.17	1.27	1.23
35	BA	1364	G	N1-C2	-5.17	1.33	1.37
35	BA	1495	A	C2'-O2'	-5.17	1.34	1.41
35	BA	2123	G	C3'-C2'	-5.17	1.47	1.52
35	BA	2718	G	C4'-C3'	-5.17	1.47	1.52
1	AA	119	A	C3'-O3'	5.17	1.49	1.42
1	AA	1336	C	N1-C6	-5.17	1.34	1.37
35	BA	453	C	O4'-C1'	-5.17	1.34	1.41
35	BA	721	C	N1-C6	-5.17	1.34	1.37
35	BA	1260	G	C6-O6	-5.17	1.19	1.24
35	BA	1681	G	C8-N7	5.17	1.34	1.30
35	BA	1698	A	C6-N1	-5.17	1.31	1.35
35	BA	16	G	N9-C4	-5.17	1.33	1.38
35	BA	471	A	C1'-N9	-5.17	1.39	1.46
35	BA	2169	A	N3-C4	5.17	1.38	1.34
35	BA	2719	G	C6-N1	-5.17	1.35	1.39
36	BB	37	C	N3-C4	-5.17	1.30	1.33
36	BB	74	U	C4'-C3'	-5.17	1.47	1.52
1	AA	436	C	C4-C5	-5.16	1.38	1.43
1	AA	1171	G	N3-C4	-5.16	1.31	1.35
35	BA	117	G	N3-C4	5.16	1.39	1.35
35	BA	118	A	C2-N3	-5.16	1.28	1.33
35	BA	478	A	C8-N7	5.16	1.35	1.31
35	BA	487	C	C4-C5	-5.16	1.38	1.43
35	BA	520	G	N1-C2	-5.16	1.33	1.37

Continued on next page...

Continued from previous page...

Mol	Chain	Res	Type	Atoms	Z	Observed(Å)	Ideal(Å)
35	BA	654(N)	G	N1-C2	-5.16	1.33	1.37
35	BA	878	A	C2-N3	-5.16	1.28	1.33
35	BA	1747	G	N3-C4	-5.16	1.31	1.35
35	BA	2472	G	C5'-C4'	-5.16	1.45	1.51
35	BA	2712(A)	A	C5-C6	-5.16	1.36	1.41
35	BA	2724	C	P-O5'	-5.16	1.54	1.59
1	AA	1115	C	C3'-O3'	-5.16	1.34	1.42
35	BA	1328	G	C2-N2	-5.16	1.29	1.34
35	BA	1397	U	N1-C2	-5.16	1.33	1.38
35	BA	2280	G	C6-O6	-5.16	1.19	1.24
35	BA	2407	G	C2-N2	-5.16	1.29	1.34
1	AA	816	A	N1-C2	-5.16	1.29	1.34
1	AA	978	A	O3'-P	5.16	1.67	1.61
1	AA	1340	A	C6-N1	5.16	1.39	1.35
35	BA	80	G	C6-N1	-5.16	1.35	1.39
35	BA	415	A	C8-N7	-5.16	1.27	1.31
35	BA	677	A	C6-N1	-5.16	1.31	1.35
35	BA	1253	A	C6-N1	-5.16	1.31	1.35
35	BA	1555	G	C2-N3	-5.16	1.28	1.32
35	BA	1761	C	N1-C2	-5.16	1.34	1.40
35	BA	1811	G	C1'-N9	-5.16	1.39	1.46
35	BA	1902	C	N1-C6	-5.16	1.34	1.37
35	BA	2126	A	C6-N1	-5.16	1.31	1.35
35	BA	2827	C	C2-N3	-5.16	1.31	1.35
1	AA	271	C	C2-O2	-5.16	1.19	1.24
1	AA	1205	U	C5-C6	-5.16	1.29	1.34
1	AA	1317	C	P-OP1	-5.16	1.40	1.49
1	AA	1377	A	O3'-P	-5.16	1.54	1.61
35	BA	142(A)	C	O3'-P	-5.16	1.54	1.61
35	BA	218	A	N9-C4	5.16	1.41	1.37
35	BA	1315	C	C5-C6	-5.16	1.30	1.34
35	BA	2241	A	C5-C4	-5.16	1.35	1.38
35	BA	2709	G	C5-C6	-5.16	1.37	1.42
1	AA	104	G	P-O5'	-5.16	1.54	1.59
35	BA	2426	A	N9-C4	-5.16	1.34	1.37
1	AA	580	U	N1-C6	5.16	1.42	1.38
1	AA	606	G	C6-N1	-5.16	1.35	1.39
1	AA	1436	U	C5'-C4'	-5.16	1.45	1.51
35	BA	6	A	C8-N7	-5.16	1.27	1.31
35	BA	481	G	C5-C4	-5.16	1.34	1.38
35	BA	674	G	N9-C8	-5.16	1.34	1.37
35	BA	993	G	N9-C8	-5.16	1.34	1.37

Continued on next page...

Continued from previous page...

Mol	Chain	Res	Type	Atoms	Z	Observed(Å)	Ideal(Å)
35	BA	1018	C	C4-C5	-5.16	1.38	1.43
35	BA	1037	G	C2-N3	-5.16	1.28	1.32
35	BA	1649	G	C4'-O4'	-5.16	1.38	1.45
35	BA	1974	C	C4-C5	-5.16	1.38	1.43
35	BA	2295	C	C4-C5	-5.16	1.38	1.43
35	BA	2340	G	N9-C4	-5.16	1.33	1.38
35	BA	2476	A	C2'-O2'	-5.16	1.34	1.41
35	BA	2550	G	O4'-C1'	-5.16	1.34	1.41
35	BA	2770	G	C2-N3	-5.16	1.28	1.32
36	BB	32	C	N1-C6	5.16	1.40	1.37
1	AA	1214	C	P-O5'	-5.15	1.54	1.59
35	BA	1844	C	C3'-O3'	-5.15	1.34	1.42
1	AA	1381	U	C4-C5	-5.15	1.39	1.43
35	BA	722	A	N1-C2	-5.15	1.29	1.34
35	BA	2366	A	N9-C4	5.15	1.41	1.37
1	AA	182	U	N1-C2	-5.15	1.33	1.38
1	AA	243	A	C4'-C3'	-5.15	1.47	1.52
1	AA	394	G	C2-N3	-5.15	1.28	1.32
1	AA	924	C	C2-O2	-5.15	1.19	1.24
1	AA	1080	A	C6-N1	-5.15	1.31	1.35
1	AA	1132	C	C4-C5	-5.15	1.38	1.43
1	AA	1329	A	C6-N6	-5.15	1.29	1.33
35	BA	179	G	C4'-C3'	-5.15	1.47	1.52
35	BA	321	G	N9-C8	-5.15	1.34	1.37
35	BA	396	G	N7-C5	-5.15	1.36	1.39
35	BA	565	C	C2'-C1'	-5.15	1.47	1.53
35	BA	947	G	N1-C2	-5.15	1.33	1.37
35	BA	1020	A	C6-N6	-5.15	1.29	1.33
35	BA	1282	U	N1-C6	-5.15	1.33	1.38
35	BA	1368	G	C5-C4	-5.15	1.34	1.38
35	BA	1492	G	P-O5'	-5.15	1.54	1.59
35	BA	1649	G	N9-C4	-5.15	1.33	1.38
35	BA	1910	G	N9-C4	-5.15	1.33	1.38
35	BA	2030	A	C6-N6	-5.15	1.29	1.33
35	BA	2169	A	C6-N1	-5.15	1.31	1.35
35	BA	2505	G	C2-N3	-5.15	1.28	1.32
1	AA	605	U	O3'-P	-5.15	1.54	1.61
1	AA	698	G	C5-C6	-5.15	1.37	1.42
1	AA	1032	G	C2-N2	-5.15	1.29	1.34
1	AA	1492	A	N1-C2	-5.15	1.29	1.34
4	AD	131	ARG	NE-CZ	5.15	1.39	1.33
6	AF	77	ARG	CZ-NH2	-5.15	1.26	1.33

Continued on next page...

Continued from previous page...

Mol	Chain	Res	Type	Atoms	Z	Observed(Å)	Ideal(Å)
35	BA	529	A	C4'-C3'	-5.15	1.47	1.52
35	BA	533	G	N3-C4	-5.15	1.31	1.35
35	BA	2101	G	N3-C4	-5.15	1.31	1.35
36	BB	5	C	N3-C4	-5.15	1.30	1.33
1	AA	627	G	C2'-O2'	-5.15	1.34	1.41
1	AA	1266	G	O3'-P	-5.15	1.54	1.61
22	AV	59	A	C6-N6	-5.15	1.29	1.33
23	AX	21	C	C4-C5	-5.15	1.38	1.43
35	BA	223	A	C6-N6	-5.15	1.29	1.33
35	BA	336	C	C4-C5	-5.15	1.38	1.43
1	AA	61	G	N9-C8	-5.14	1.34	1.37
1	AA	293	G	C6-N1	-5.14	1.35	1.39
1	AA	771	G	C6-N1	-5.14	1.35	1.39
1	AA	1371	G	N9-C8	-5.14	1.34	1.37
1	AA	1490	C	C4'-O4'	-5.14	1.38	1.45
35	BA	56	A	N9-C8	-5.14	1.33	1.37
35	BA	345	A	N9-C4	-5.14	1.34	1.37
35	BA	1287	A	P-O5'	-5.14	1.54	1.59
35	BA	1311	G	C2'-C1'	-5.14	1.47	1.53
35	BA	1434	A	C3'-O3'	-5.14	1.34	1.42
35	BA	2072	G	C2'-C1'	-5.14	1.47	1.53
1	AA	578	C	C4-N4	-5.14	1.29	1.33
1	AA	1407	C	C4-N4	-5.14	1.29	1.33
35	BA	1852	C	N3-C4	-5.14	1.30	1.33
35	BA	2037	G	C6-O6	-5.14	1.19	1.24
35	BA	1232	G	C2'-C1'	-5.14	1.47	1.53
35	BA	1464	C	P-O5'	-5.14	1.54	1.59
1	AA	1324	A	N7-C5	-5.14	1.36	1.39
35	BA	54	G	N7-C5	-5.14	1.36	1.39
35	BA	261	G	C8-N7	-5.14	1.27	1.30
35	BA	1163	G	C5-C4	-5.14	1.34	1.38
35	BA	2328	A	C5-C6	-5.14	1.36	1.41
35	BA	2561	A	C5-C6	-5.14	1.36	1.41
35	BA	2675	A	N7-C5	-5.14	1.36	1.39
1	AA	412	A	C2'-C1'	-5.14	1.47	1.53
1	AA	672	U	C2'-C1'	-5.14	1.47	1.53
1	AA	1183	A	C2-N3	-5.14	1.28	1.33
16	AP	80	PHE	CB-CG	-5.14	1.42	1.51
35	BA	518	G	P-O5'	-5.14	1.54	1.59
35	BA	677	A	C3'-O3'	-5.14	1.34	1.42
35	BA	1037	G	C5'-C4'	-5.14	1.45	1.51
35	BA	2348	U	C2'-C1'	-5.14	1.47	1.53

Continued on next page...

Continued from previous page...

Mol	Chain	Res	Type	Atoms	Z	Observed(Å)	Ideal(Å)
35	BA	2721	A	C2-N3	-5.14	1.28	1.33
1	AA	136	C	N1-C6	5.14	1.40	1.37
1	AA	894	G	N9-C4	-5.14	1.33	1.38
1	AA	1409	C	C4'-O4'	-5.14	1.38	1.45
35	BA	309	G	C4'-C3'	-5.14	1.47	1.52
35	BA	401	A	N9-C8	-5.14	1.33	1.37
35	BA	1362	C	C2-O2	-5.14	1.19	1.24
35	BA	2106	G	C2-N3	-5.14	1.28	1.32
35	BA	2610	C	N3-C4	-5.14	1.30	1.33
35	BA	2686	G	N9-C4	5.14	1.42	1.38
35	BA	2763	G	N3-C4	-5.14	1.31	1.35
36	BB	113	G	N9-C4	-5.14	1.33	1.38
1	AA	431	A	N7-C5	5.13	1.42	1.39
1	AA	919	A	C2'-C1'	-5.13	1.47	1.53
1	AA	1057	G	C5-C4	-5.13	1.34	1.38
1	AA	1363(A)	A	N1-C2	-5.13	1.29	1.34
1	AA	1470	G	C5'-C4'	-5.13	1.45	1.51
35	BA	258	G	C6-O6	-5.13	1.19	1.24
35	BA	619	G	O3'-P	-5.13	1.54	1.61
35	BA	797	C	C5'-C4'	-5.13	1.45	1.51
35	BA	907	U	O3'-P	-5.13	1.54	1.61
35	BA	994	C	C4-N4	-5.13	1.29	1.33
35	BA	1043	C	N1-C6	-5.13	1.34	1.37
35	BA	1367	A	C3'-C2'	-5.13	1.47	1.52
35	BA	1695	G	C5-C4	-5.13	1.34	1.38
35	BA	1948	G	C6-O6	-5.13	1.19	1.24
35	BA	2677	G	C5'-C4'	-5.13	1.45	1.51
1	AA	722	A	C5-C4	-5.13	1.35	1.38
1	AA	1191	A	C6-N1	-5.13	1.31	1.35
35	BA	1247	A	C5-C4	-5.13	1.35	1.38
1	AA	201	C	C4-C5	-5.13	1.38	1.43
1	AA	741	G	N1-C2	-5.13	1.33	1.37
1	AA	1047	G	C8-N7	-5.13	1.27	1.30
35	BA	509	C	C2'-O2'	-5.13	1.34	1.41
35	BA	605	C	C4-C5	-5.13	1.38	1.43
35	BA	1686	C	C4'-C3'	-5.13	1.47	1.52
35	BA	1125	G	C4'-O4'	-5.13	1.38	1.45
35	BA	1202	C	N1-C2	-5.13	1.35	1.40
35	BA	1548	C	C4'-O4'	-5.13	1.38	1.45
1	AA	346	G	C1'-N9	-5.13	1.39	1.46
1	AA	1374	A	C3'-O3'	-5.13	1.34	1.42
22	AV	46	G	N9-C4	-5.13	1.33	1.38

Continued on next page...

Continued from previous page...

Mol	Chain	Res	Type	Atoms	Z	Observed(Å)	Ideal(Å)
35	BA	271(J)	C	C3'-C2'	-5.13	1.47	1.52
35	BA	1433	U	P-O5'	-5.13	1.54	1.59
35	BA	2115	G	C8-N7	5.13	1.34	1.30
36	BB	76	G	C6-N1	-5.13	1.35	1.39
1	AA	246	A	C8-N7	-5.13	1.27	1.31
1	AA	428	G	N3-C4	-5.13	1.31	1.35
1	AA	439	A	N7-C5	-5.13	1.36	1.39
1	AA	442	C	N3-C4	-5.13	1.30	1.33
1	AA	484	G	N3-C4	-5.13	1.31	1.35
1	AA	657	G	N1-C2	-5.13	1.33	1.37
1	AA	748	C	N3-C4	-5.13	1.30	1.33
1	AA	852	G	C2'-C1'	-5.13	1.47	1.53
1	AA	984	C	C2-N3	-5.13	1.31	1.35
1	AA	1503	A	N3-C4	-5.13	1.31	1.34
35	BA	20	C	C2-N3	-5.13	1.31	1.35
35	BA	140	G	C2'-C1'	-5.13	1.47	1.53
35	BA	517	C	C4'-C3'	-5.13	1.47	1.52
35	BA	721	C	N3-C4	-5.13	1.30	1.33
35	BA	920	G	C2-N2	-5.13	1.29	1.34
35	BA	996	A	C4'-C3'	-5.13	1.47	1.52
35	BA	1274	A	N1-C2	-5.13	1.29	1.34
35	BA	1899	G	N7-C5	-5.13	1.36	1.39
35	BA	2119	A	N7-C5	-5.13	1.36	1.39
35	BA	2632	A	N3-C4	-5.13	1.31	1.34
36	BB	53	A	C5-C4	-5.13	1.35	1.38
1	AA	885	G	P-O5'	-5.12	1.54	1.59
35	BA	271(S)	G	C3'-C2'	-5.12	1.47	1.52
1	AA	560	U	C4'-C3'	-5.12	1.47	1.52
1	AA	838	G	C8-N7	5.12	1.34	1.30
1	AA	1322	C	C2-O2	5.12	1.29	1.24
35	BA	1492	G	C6-O6	-5.12	1.19	1.24
35	BA	2253	G	C5-C6	-5.12	1.37	1.42
35	BA	2287	A	N9-C4	5.12	1.41	1.37
1	AA	767	A	C4'-O4'	-5.12	1.38	1.45
1	AA	880	C	C2-N3	-5.12	1.31	1.35
1	AA	1500	A	C6-N6	5.12	1.38	1.33
35	BA	266	G	N3-C4	5.12	1.39	1.35
35	BA	310	A	C6-N6	-5.12	1.29	1.33
35	BA	438	G	N3-C4	-5.12	1.31	1.35
35	BA	1017	G	C2-N3	-5.12	1.28	1.32
35	BA	1113	U	C4'-O4'	-5.12	1.38	1.45
35	BA	1784	A	C4'-O4'	-5.12	1.38	1.45

Continued on next page...

Continued from previous page...

Mol	Chain	Res	Type	Atoms	Z	Observed(Å)	Ideal(Å)
35	BA	1795	C	C2-O2	-5.12	1.19	1.24
35	BA	2544	G	N1-C2	5.12	1.41	1.37
36	BB	23	G	N3-C4	-5.12	1.31	1.35
36	BB	44	G	C4'-O4'	-5.12	1.38	1.45
36	BB	97	G	N3-C4	-5.12	1.31	1.35
1	AA	815	A	C5-C6	-5.12	1.36	1.41
1	AA	854	G	C5-C4	-5.12	1.34	1.38
1	AA	963	G	N9-C4	-5.12	1.33	1.38
1	AA	1198	G	C5-C4	-5.12	1.34	1.38
26	B1	72	GLU	CD-OE1	-5.12	1.20	1.25
35	BA	110	G	N9-C4	-5.12	1.33	1.38
35	BA	308	G	C8-N7	-5.12	1.27	1.30
35	BA	363(F)	A	N9-C4	5.12	1.41	1.37
35	BA	699	A	C5-C6	-5.12	1.36	1.41
35	BA	1384	A	C2-N3	5.12	1.38	1.33
35	BA	1955	U	N3-C4	-5.12	1.33	1.38
35	BA	2254	C	C3'-C2'	-5.12	1.47	1.52
35	BA	2481	G	C8-N7	-5.12	1.27	1.30
1	AA	141	A	C5-C4	-5.12	1.35	1.38
1	AA	189(G)	G	N3-C4	5.12	1.39	1.35
1	AA	975	A	C6-N6	-5.12	1.29	1.33
35	BA	1912	A	C6-N1	-5.12	1.31	1.35
1	AA	148	G	C3'-C2'	-5.12	1.47	1.52
1	AA	533	A	C8-N7	-5.12	1.27	1.31
1	AA	585	G	C5-C6	-5.12	1.37	1.42
1	AA	755	G	C6-O6	-5.12	1.19	1.24
1	AA	834	C	C4-N4	-5.12	1.29	1.33
35	BA	1754	C	C4-N4	-5.12	1.29	1.33
35	BA	1811	G	P-O5'	-5.12	1.54	1.59
35	BA	2171	A	C2'-C1'	-5.12	1.47	1.53
35	BA	2598	A	C8-N7	-5.12	1.27	1.31
35	BA	2694	G	C3'-C2'	-5.12	1.47	1.52
1	AA	632	A	C3'-O3'	-5.11	1.34	1.42
1	AA	986	A	N9-C4	-5.11	1.34	1.37
1	AA	1296	C	O3'-P	-5.11	1.55	1.61
35	BA	18	C	C4-C5	-5.11	1.38	1.43
35	BA	73	A	N9-C4	-5.11	1.34	1.37
35	BA	173	G	C6-N1	-5.11	1.35	1.39
35	BA	1944	U	N3-C4	-5.11	1.33	1.38
35	BA	2441	C	C4'-C3'	-5.11	1.47	1.52
1	AA	233	C	N1-C2	-5.11	1.35	1.40
1	AA	716	A	C6-N1	-5.11	1.31	1.35

Continued on next page...

Continued from previous page...

Mol	Chain	Res	Type	Atoms	Z	Observed(Å)	Ideal(Å)
1	AA	959	A	C5-C4	-5.11	1.35	1.38
1	AA	1475	G	N1-C2	-5.11	1.33	1.37
35	BA	1048	A	C6-N1	-5.11	1.31	1.35
35	BA	1758	G	N1-C2	-5.11	1.33	1.37
35	BA	1826	G	C2-N2	-5.11	1.29	1.34
35	BA	2072	G	C6-O6	5.11	1.28	1.24
35	BA	2561	A	N9-C8	-5.11	1.33	1.37
35	BA	2846	G	P-O5'	-5.11	1.54	1.59
1	AA	84	U	C2'-C1'	-5.11	1.47	1.53
1	AA	316	G	C6-O6	-5.11	1.19	1.24
1	AA	685	G	O3'-P	-5.11	1.55	1.61
1	AA	699	C	N1-C6	-5.11	1.34	1.37
22	AV	19	G	C6-O6	-5.11	1.19	1.24
26	B1	22	GLY	N-CA	-5.11	1.38	1.46
35	BA	581	C	N1-C6	-5.11	1.34	1.37
35	BA	603	A	C8-N7	-5.11	1.27	1.31
35	BA	726	G	O3'-P	-5.11	1.55	1.61
35	BA	1369	G	C4'-C3'	-5.11	1.47	1.52
35	BA	2619	C	C5-C6	-5.11	1.30	1.34
56	BY	55	TYR	CG-CD1	5.11	1.45	1.39
35	BA	645	C	N3-C4	5.11	1.37	1.33
35	BA	1222	C	C4-C5	-5.11	1.38	1.43
1	AA	706	A	N9-C4	-5.11	1.34	1.37
35	BA	143	G	N7-C5	-5.11	1.36	1.39
35	BA	481	G	N7-C5	-5.11	1.36	1.39
35	BA	792	G	N7-C5	-5.11	1.36	1.39
35	BA	1427	A	N9-C4	-5.11	1.34	1.37
35	BA	1541	G	N9-C8	5.11	1.41	1.37
35	BA	1654	A	N7-C5	-5.11	1.36	1.39
35	BA	2876	G	N7-C5	-5.11	1.36	1.39
35	BA	489	G	C5-C6	-5.11	1.37	1.42
35	BA	1564	C	C2'-O2'	-5.11	1.35	1.41
35	BA	2817	G	C6-O6	-5.11	1.19	1.24
1	AA	242	C	N3-C4	-5.10	1.30	1.33
1	AA	710	G	C2-N2	-5.10	1.29	1.34
35	BA	109	G	C2'-C1'	-5.10	1.47	1.53
35	BA	286	C	N1-C6	-5.10	1.34	1.37
35	BA	1530	C	N3-C4	-5.10	1.30	1.33
35	BA	1600	C	N3-C4	-5.10	1.30	1.33
1	AA	62	U	P-O5'	-5.10	1.54	1.59
1	AA	184	G	N7-C5	-5.10	1.36	1.39
1	AA	328	C	C2-O2	-5.10	1.19	1.24

Continued on next page...

Continued from previous page...

Mol	Chain	Res	Type	Atoms	Z	Observed(Å)	Ideal(Å)
1	AA	803	G	C4'-C3'	-5.10	1.47	1.52
1	AA	1308	U	C5-C6	-5.10	1.29	1.34
22	AV	40	C	P-O5'	-5.10	1.54	1.59
35	BA	58	G	P-O5'	-5.10	1.54	1.59
35	BA	172	C	C4-N4	-5.10	1.29	1.33
35	BA	1128	A	N9-C8	-5.10	1.33	1.37
35	BA	1826	G	P-O5'	-5.10	1.54	1.59
35	BA	1900	A	C6-N6	-5.10	1.29	1.33
35	BA	2598	A	C5-C6	-5.10	1.36	1.41
35	BA	2722	G	P-O5'	-5.10	1.54	1.59
35	BA	2732	G	N9-C8	-5.10	1.34	1.37
1	AA	1100	C	C5-C6	-5.10	1.30	1.34
35	BA	394	A	N3-C4	-5.10	1.31	1.34
1	AA	237	C	C2-O2	-5.10	1.19	1.24
1	AA	510	A	C4'-O4'	-5.10	1.39	1.45
1	AA	694	A	C8-N7	-5.10	1.27	1.31
35	BA	11	G	C8-N7	-5.10	1.27	1.30
35	BA	54	G	C8-N7	-5.10	1.27	1.30
35	BA	197	A	C8-N7	-5.10	1.27	1.31
35	BA	271(B)	C	N3-C4	-5.10	1.30	1.33
35	BA	377	C	C2-O2	-5.10	1.19	1.24
35	BA	720	C	N3-C4	-5.10	1.30	1.33
35	BA	740	U	P-O5'	-5.10	1.54	1.59
35	BA	857	C	C4'-C3'	-5.10	1.47	1.52
35	BA	2009	G	C4'-C3'	-5.10	1.47	1.52
35	BA	2176	A	P-O5'	-5.10	1.54	1.59
35	BA	2588	G	N3-C4	-5.10	1.31	1.35
35	BA	2887	U	C3'-C2'	-5.10	1.47	1.52
36	BB	60	C	C4'-C3'	-5.10	1.47	1.52
42	BH	82	GLY	N-CA	-5.10	1.38	1.46
1	AA	1132	C	N1-C6	-5.10	1.34	1.37
24	AY	151	ARG	CZ-NH1	-5.10	1.26	1.33
35	BA	175	G	C2-N3	-5.10	1.28	1.32
35	BA	281	G	C6-N1	-5.10	1.35	1.39
35	BA	393	C	O3'-P	-5.10	1.55	1.61
35	BA	549	G	C6-N1	-5.10	1.35	1.39
35	BA	1995	U	C4'-C3'	-5.10	1.47	1.52
35	BA	2219	G	C6-N1	-5.10	1.35	1.39
35	BA	2239	G	C5-C4	-5.10	1.34	1.38
35	BA	2464	C	C4'-C3'	-5.10	1.47	1.52
1	AA	579	G	C6-N1	5.10	1.43	1.39
35	BA	271(U)	G	C6-N1	5.10	1.43	1.39

Continued on next page...

Continued from previous page...

Mol	Chain	Res	Type	Atoms	Z	Observed(Å)	Ideal(Å)
35	BA	392	C	C4-C5	-5.10	1.38	1.43
35	BA	1221(A)	C	C4-C5	-5.10	1.38	1.43
35	BA	1322	A	P-O5'	-5.10	1.54	1.59
35	BA	1907	G	P-O5'	-5.10	1.54	1.59
35	BA	2368	C	C5-C6	-5.10	1.30	1.34
35	BA	2687	U	P-O5'	-5.10	1.54	1.59
35	BA	689	A	O3'-P	-5.09	1.55	1.61
35	BA	1262	A	C6-N1	-5.09	1.31	1.35
35	BA	2151	G	N9-C4	-5.09	1.33	1.38
35	BA	2413	G	C6-O6	5.09	1.28	1.24
35	BA	2319	G	C8-N7	-5.09	1.27	1.30
35	BA	2450	A	N9-C8	-5.09	1.33	1.37
35	BA	2472	G	N1-C2	-5.09	1.33	1.37
36	BB	89	G	C4'-C3'	-5.09	1.47	1.52
35	BA	590	A	N1-C2	-5.09	1.29	1.34
35	BA	878	A	C5-C6	-5.09	1.36	1.41
35	BA	1183	G	C5-C4	-5.09	1.34	1.38
35	BA	1414	G	C6-O6	-5.09	1.19	1.24
35	BA	1801	G	C2-N2	-5.09	1.29	1.34
35	BA	2158	A	C3'-C2'	5.09	1.58	1.52
35	BA	2329	G	P-O5'	-5.09	1.54	1.59
35	BA	2697	G	C5-C4	-5.09	1.34	1.38
1	AA	605	U	C2-O2	-5.09	1.17	1.22
1	AA	856	C	C2-O2	-5.09	1.19	1.24
35	BA	459	U	C4'-O4'	-5.09	1.39	1.45
35	BA	853	G	C4'-C3'	-5.09	1.47	1.52
35	BA	2520	C	O3'-P	-5.09	1.55	1.61
35	BA	1022	G	C2-N2	-5.09	1.29	1.34
35	BA	2421	G	C2-N2	-5.09	1.29	1.34
35	BA	2432	A	C8-N7	-5.09	1.27	1.31
53	BV	34	GLU	CD-OE2	-5.09	1.20	1.25
1	AA	417	C	N1-C2	-5.09	1.35	1.40
1	AA	604	G	C4'-C3'	-5.09	1.47	1.52
1	AA	931	C	C4-C5	-5.09	1.38	1.43
1	AA	1022	G	N9-C8	-5.09	1.34	1.37
35	BA	61	G	C2-N2	5.09	1.39	1.34
35	BA	528	A	C2'-C1'	-5.09	1.47	1.53
35	BA	707	G	C5-C4	5.09	1.42	1.38
35	BA	798	G	P-O5'	-5.09	1.54	1.59
35	BA	955	C	C4-N4	-5.09	1.29	1.33
35	BA	1080	C	C3'-C2'	-5.09	1.47	1.52
35	BA	1720	U	C2'-O2'	-5.09	1.35	1.41

Continued on next page...

Continued from previous page...

Mol	Chain	Res	Type	Atoms	Z	Observed(Å)	Ideal(Å)
35	BA	1899	G	C5'-C4'	-5.09	1.45	1.51
35	BA	2563	U	C2'-C1'	-5.09	1.47	1.53
35	BA	2723	C	N1-C2	-5.09	1.35	1.40
1	AA	253	U	N3-C4	-5.08	1.33	1.38
1	AA	780	A	C4'-C3'	-5.08	1.47	1.52
1	AA	1504	G	C4'-C3'	-5.08	1.47	1.52
35	BA	674	G	C2-N2	-5.08	1.29	1.34
35	BA	1470	G	N3-C4	-5.08	1.31	1.35
35	BA	1494	A	N9-C4	-5.08	1.34	1.37
35	BA	1576	U	C4-C5	-5.08	1.39	1.43
35	BA	1673	U	O3'-P	-5.08	1.55	1.61
35	BA	2119	A	N1-C2	-5.08	1.29	1.34
35	BA	2802	G	C4'-C3'	-5.08	1.47	1.52
35	BA	2885	C	C4'-C3'	-5.08	1.47	1.52
36	BB	73	A	C8-N7	-5.08	1.27	1.31
1	AA	1308	U	C4-O4	-5.08	1.19	1.23
22	AV	22	G	N9-C8	-5.08	1.34	1.37
35	BA	642	G	C2-N2	-5.08	1.29	1.34
35	BA	652	C	N3-C4	-5.08	1.30	1.33
35	BA	700	G	O3'-P	-5.08	1.55	1.61
35	BA	2098	U	C4-O4	-5.08	1.19	1.23
35	BA	2377	A	N3-C4	-5.08	1.31	1.34
50	BS	96	GLY	C-O	-5.08	1.15	1.23
1	AA	530	G	C4'-O4'	-5.08	1.39	1.45
35	BA	1904	G	C8-N7	-5.08	1.27	1.30
1	AA	1147	C	C2-N3	5.08	1.39	1.35
35	BA	575	A	C6-N1	-5.08	1.31	1.35
35	BA	1446	C	C2'-C1'	-5.08	1.47	1.53
35	BA	2126	A	N1-C2	-5.08	1.29	1.34
35	BA	2665	A	C6-N6	-5.08	1.29	1.33
1	AA	979	C	N3-C4	-5.08	1.30	1.33
35	BA	925	C	N1-C6	5.08	1.40	1.37
35	BA	1208	C	N1-C6	5.08	1.40	1.37
35	BA	1883	G	C2-N3	-5.08	1.28	1.32
1	AA	730	G	C5-C6	-5.08	1.37	1.42
1	AA	773	G	N9-C8	-5.08	1.34	1.37
35	BA	2260	C	P-O5'	-5.08	1.54	1.59
35	BA	2468	G	C5'-C4'	-5.08	1.45	1.51
38	BD	250	TRP	CG-CD1	-5.08	1.29	1.36
1	AA	71	C	N1-C6	-5.07	1.34	1.37
1	AA	191	G	C8-N7	-5.07	1.27	1.30
1	AA	1222	G	C8-N7	-5.07	1.27	1.30

Continued on next page...

Continued from previous page...

Mol	Chain	Res	Type	Atoms	Z	Observed(Å)	Ideal(Å)
1	AA	1293	G	C8-N7	-5.07	1.27	1.30
30	B5	35	GLU	CD-OE1	-5.07	1.20	1.25
35	BA	140	G	C8-N7	5.07	1.33	1.30
35	BA	502	A	C6-N1	-5.07	1.31	1.35
35	BA	596	G	C2-N3	-5.07	1.28	1.32
35	BA	966	G	C8-N7	5.07	1.33	1.30
35	BA	1126	A	C6-N1	-5.07	1.31	1.35
35	BA	1277	G	C4'-C3'	-5.07	1.47	1.52
35	BA	1327	C	C4-C5	-5.07	1.38	1.43
35	BA	1329	U	P-O5'	-5.07	1.54	1.59
35	BA	1813	G	C8-N7	-5.07	1.27	1.30
35	BA	2804	C	C4-C5	-5.07	1.38	1.43
35	BA	2864	G	C6-O6	-5.07	1.19	1.24
1	AA	287	U	C5-C6	-5.07	1.29	1.34
35	BA	52	A	N9-C8	5.07	1.41	1.37
35	BA	2584	U	N3-C4	-5.07	1.33	1.38
35	BA	2680	C	C5-C6	-5.07	1.30	1.34
1	AA	474	G	P-O5'	-5.07	1.54	1.59
1	AA	594	G	C5-C4	-5.07	1.34	1.38
1	AA	1245	A	C5-C6	-5.07	1.36	1.41
35	BA	363(D)	G	C6-N1	5.07	1.43	1.39
35	BA	854	G	N7-C5	-5.07	1.36	1.39
35	BA	858	U	C4-O4	5.07	1.27	1.23
35	BA	1342	A	N7-C5	-5.07	1.36	1.39
35	BA	1512	U	N1-C6	-5.07	1.33	1.38
35	BA	1701	A	N9-C8	-5.07	1.33	1.37
35	BA	1803	A	C8-N7	-5.07	1.27	1.31
35	BA	2064	C	N1-C2	-5.07	1.35	1.40
35	BA	2301	C	C2-N3	-5.07	1.31	1.35
35	BA	2327	A	N1-C2	-5.07	1.29	1.34
35	BA	2335	A	C5-C6	-5.07	1.36	1.41
35	BA	2630	G	N7-C5	-5.07	1.36	1.39
35	BA	2661	G	N7-C5	-5.07	1.36	1.39
35	BA	2761	G	C6-N1	-5.07	1.36	1.39
1	AA	1110	A	P-OP2	5.07	1.57	1.49
35	BA	728	G	C2-N2	-5.07	1.29	1.34
35	BA	2117	A	C6-N6	-5.07	1.29	1.33
35	BA	2490	G	C4'-C3'	-5.07	1.47	1.52
35	BA	198	C	C2'-C1'	-5.07	1.47	1.53
35	BA	398	G	C6-O6	5.07	1.28	1.24
35	BA	672	C	C4'-O4'	-5.07	1.39	1.45
35	BA	1805	U	C4-C5	-5.07	1.39	1.43

Continued on next page...

Continued from previous page...

Mol	Chain	Res	Type	Atoms	Z	Observed(Å)	Ideal(Å)
35	BA	2208	A	C6-N1	-5.07	1.32	1.35
35	BA	2769	C	N1-C2	-5.07	1.35	1.40
1	AA	36	C	C2-N3	-5.07	1.31	1.35
1	AA	1279	A	C5'-C4'	-5.07	1.45	1.51
35	BA	810	U	C2-O2	-5.07	1.17	1.22
35	BA	1444	G	C5-C4	-5.07	1.34	1.38
35	BA	1967	C	C4'-C3'	-5.07	1.47	1.52
35	BA	2357	U	C2-N3	-5.07	1.34	1.37
35	BA	2452	C	N3-C4	-5.07	1.30	1.33
51	BT	41	ARG	CZ-NH1	-5.07	1.26	1.33
35	BA	211	A	N9-C4	-5.06	1.34	1.37
35	BA	563	G	C6-O6	-5.06	1.19	1.24
35	BA	1301	A	C6-N6	-5.06	1.29	1.33
1	AA	21	G	C3'-C2'	-5.06	1.47	1.52
1	AA	193	C	C5-C6	-5.06	1.30	1.34
1	AA	663	A	P-O5'	-5.06	1.54	1.59
1	AA	740	U	N1-C2	-5.06	1.33	1.38
1	AA	1175	G	N9-C4	-5.06	1.33	1.38
22	AV	15	G	N1-C2	5.06	1.41	1.37
35	BA	81	G	O3'-P	-5.06	1.55	1.61
35	BA	654(O)	G	N9-C8	5.06	1.41	1.37
35	BA	2266	A	N1-C2	-5.06	1.29	1.34
35	BA	2365	G	C2'-O2'	-5.06	1.35	1.41
35	BA	2485	G	P-O5'	-5.06	1.54	1.59
35	BA	2639	A	C4'-C3'	-5.06	1.47	1.52
35	BA	2732	G	C3'-C2'	-5.06	1.47	1.52
36	BB	33	G	C2'-O2'	-5.06	1.35	1.41
1	AA	1427	U	C4-O4	-5.06	1.19	1.23
35	BA	848	G	C5-C6	-5.06	1.37	1.42
35	BA	1488	G	N3-C4	-5.06	1.31	1.35
35	BA	2489	G	C2-N2	-5.06	1.29	1.34
1	AA	241	C	N1-C6	-5.06	1.34	1.37
1	AA	400	C	C4-C5	-5.06	1.39	1.43
1	AA	437	U	C3'-C2'	-5.06	1.47	1.52
1	AA	925	G	N9-C8	-5.06	1.34	1.37
1	AA	1131	G	N9-C8	-5.06	1.34	1.37
1	AA	1464	G	C6-N1	-5.06	1.36	1.39
35	BA	579	G	C5-C4	-5.06	1.34	1.38
35	BA	698	C	C4'-C3'	-5.06	1.47	1.52
35	BA	1304	C	N1-C6	-5.06	1.34	1.37
35	BA	1478	G	P-O5'	-5.06	1.54	1.59
35	BA	1679	U	C2-O2	-5.06	1.17	1.22

Continued on next page...

Continued from previous page...

Mol	Chain	Res	Type	Atoms	Z	Observed(Å)	Ideal(Å)
35	BA	1749	A	N9-C8	5.06	1.41	1.37
35	BA	2189	U	P-O5'	-5.06	1.54	1.59
35	BA	2258	C	N3-C4	-5.06	1.30	1.33
35	BA	2414	G	C5-C4	-5.06	1.34	1.38
35	BA	2694	G	N9-C8	-5.06	1.34	1.37
1	AA	10	A	N3-C4	-5.06	1.31	1.34
1	AA	254	G	C1'-N9	-5.06	1.39	1.46
1	AA	1048	G	C2-N3	-5.06	1.28	1.32
35	BA	1163	G	C2-N3	-5.06	1.28	1.32
35	BA	1677	A	C5-C6	-5.06	1.36	1.41
35	BA	2330	G	C2-N3	-5.06	1.28	1.32
35	BA	2860	A	N3-C4	-5.06	1.31	1.34
39	BE	158	GLY	CA-C	-5.06	1.43	1.51
1	AA	241	C	C4'-C3'	-5.06	1.47	1.52
1	AA	317	G	N1-C2	-5.06	1.33	1.37
1	AA	637	G	N1-C2	-5.06	1.33	1.37
1	AA	1155	G	N3-C4	-5.06	1.31	1.35
1	AA	1375	A	N9-C8	-5.06	1.33	1.37
35	BA	152	G	N1-C2	-5.06	1.33	1.37
35	BA	2247	A	N9-C8	-5.06	1.33	1.37
1	AA	50	A	C8-N7	-5.05	1.28	1.31
1	AA	1097	C	C4'-O4'	-5.05	1.39	1.45
35	BA	676	A	C5-C6	-5.05	1.36	1.41
35	BA	698	C	N1-C6	-5.05	1.34	1.37
35	BA	951	C	C5'-C4'	-5.05	1.45	1.51
35	BA	1413	G	C6-N1	-5.05	1.36	1.39
35	BA	1948	G	C8-N7	-5.05	1.27	1.30
35	BA	2155	G	C2'-C1'	-5.05	1.47	1.53
35	BA	2841	C	C4-C5	-5.05	1.39	1.43
1	AA	93	G	N7-C5	-5.05	1.36	1.39
1	AA	635	G	C2-N3	-5.05	1.28	1.32
1	AA	1394	A	C5-C4	-5.05	1.35	1.38
35	BA	752	A	C5-C4	-5.05	1.35	1.38
35	BA	1117	G	N7-C5	-5.05	1.36	1.39
35	BA	1666	G	N9-C4	-5.05	1.33	1.38
35	BA	1722	A	N7-C5	-5.05	1.36	1.39
35	BA	2298	A	N7-C5	-5.05	1.36	1.39
35	BA	2502	G	N9-C4	-5.05	1.33	1.38
1	AA	745	C	C2-N3	-5.05	1.31	1.35
1	AA	1489	G	C2'-C1'	-5.05	1.47	1.53
35	BA	53	A	C5'-C4'	-5.05	1.45	1.51
35	BA	259	G	C1'-N9	-5.05	1.39	1.46

Continued on next page...

Continued from previous page...

Mol	Chain	Res	Type	Atoms	Z	Observed(Å)	Ideal(Å)
35	BA	364	C	C4-C5	-5.05	1.39	1.43
35	BA	444	C	C4-N4	-5.05	1.29	1.33
35	BA	602	G	N1-C2	-5.05	1.33	1.37
35	BA	2067	G	N1-C2	-5.05	1.33	1.37
35	BA	2835	A	C6-N1	-5.05	1.32	1.35
36	BB	71	C	C4-N4	-5.05	1.29	1.33
1	AA	350	G	C5-C4	-5.05	1.34	1.38
1	AA	550	G	C5-C4	-5.05	1.34	1.38
1	AA	614	A	P-O5'	-5.05	1.54	1.59
1	AA	966	G	C5-C4	-5.05	1.34	1.38
1	AA	1030(A)	G	C2-N2	-5.05	1.29	1.34
1	AA	1321	C	P-O5'	-5.05	1.54	1.59
1	AA	1438	G	P-O5'	-5.05	1.54	1.59
35	BA	320	A	C5-C4	5.05	1.42	1.38
35	BA	1364	G	C6-N1	-5.05	1.36	1.39
35	BA	1919	A	N3-C4	-5.05	1.31	1.34
35	BA	2053	G	C6-N1	-5.05	1.36	1.39
35	BA	2102	U	N1-C2	-5.05	1.34	1.38
35	BA	2288	A	N3-C4	-5.05	1.31	1.34
35	BA	2766	G	C6-N1	-5.05	1.36	1.39
35	BA	2774	C	C5'-C4'	-5.05	1.45	1.51
36	BB	77	U	C4'-O4'	-5.05	1.39	1.45
1	AA	1508	G	C2-N3	-5.05	1.28	1.32
35	BA	583	G	C2-N3	-5.05	1.28	1.32
1	AA	771	G	C8-N7	-5.05	1.27	1.30
1	AA	1000	U	C2-N3	5.05	1.41	1.37
1	AA	1211	U	C4-C5	5.05	1.48	1.43
1	AA	1272	G	N7-C5	-5.05	1.36	1.39
1	AA	1379	G	N7-C5	-5.05	1.36	1.39
23	AX	19	U	N3-C4	-5.05	1.33	1.38
35	BA	114	U	N1-C2	-5.05	1.34	1.38
35	BA	249	C	C4'-C3'	-5.05	1.47	1.52
35	BA	293	U	C2-N3	5.05	1.41	1.37
35	BA	2020	A	C6-N1	-5.05	1.32	1.35
35	BA	2154	G	N9-C4	5.05	1.42	1.38
35	BA	2353	G	N7-C5	-5.05	1.36	1.39
35	BA	2374	C	C4-C5	-5.05	1.39	1.43
35	BA	2574	G	N7-C5	-5.05	1.36	1.39
36	BB	85	G	C4'-O4'	-5.05	1.39	1.45
43	BK	79	ARG	CZ-NH1	-5.05	1.26	1.33
35	BA	1457	A	C6-N6	-5.04	1.29	1.33
35	BA	1986	A	C6-N6	-5.04	1.29	1.33

Continued on next page...

Continued from previous page...

Mol	Chain	Res	Type	Atoms	Z	Observed(Å)	Ideal(Å)
1	AA	299	G	N9-C8	-5.04	1.34	1.37
1	AA	623	C	C4'-O4'	-5.04	1.39	1.45
35	BA	186	G	N9-C8	-5.04	1.34	1.37
35	BA	214	G	N9-C4	-5.04	1.33	1.38
35	BA	1694	C	C5'-C4'	-5.04	1.45	1.51
35	BA	1986	A	N3-C4	-5.04	1.31	1.34
35	BA	2015	A	C5-C4	5.04	1.42	1.38
35	BA	2750	A	C8-N7	-5.04	1.28	1.31
1	AA	272	C	N1-C6	-5.04	1.34	1.37
1	AA	708	C	N1-C6	5.04	1.40	1.37
1	AA	1160	G	C4'-C3'	-5.04	1.47	1.52
35	BA	61	G	C4'-C3'	-5.04	1.47	1.52
35	BA	593	G	C8-N7	-5.04	1.27	1.30
35	BA	1068	G	C8-N7	-5.04	1.27	1.30
35	BA	1511	C	C3'-C2'	-5.04	1.47	1.52
35	BA	1527	G	C4'-C3'	-5.04	1.47	1.52
35	BA	1643	G	N1-C2	-5.04	1.33	1.37
35	BA	2420	C	N1-C6	-5.04	1.34	1.37
1	AA	818	G	C5'-C4'	-5.04	1.45	1.51
1	AA	1114	C	P-O5'	-5.04	1.54	1.59
1	AA	46	G	C2'-C1'	-5.04	1.47	1.53
1	AA	224	C	C4'-C3'	-5.04	1.47	1.52
1	AA	729	A	C2'-C1'	-5.04	1.47	1.53
1	AA	767	A	C4'-C3'	-5.04	1.47	1.52
1	AA	1232	U	C2'-C1'	-5.04	1.47	1.53
22	AV	37	A	C2-N3	-5.04	1.29	1.33
35	BA	262	A	C2'-C1'	-5.04	1.47	1.53
35	BA	658	C	C4'-C3'	-5.04	1.47	1.52
35	BA	1135	C	C5-C6	-5.04	1.30	1.34
35	BA	2065	C	N3-C4	-5.04	1.30	1.33
35	BA	2088	G	N3-C4	-5.04	1.31	1.35
35	BA	2876	G	N3-C4	-5.04	1.31	1.35
1	AA	377	G	N1-C2	-5.04	1.33	1.37
11	AK	96	ARG	NE-CZ	-5.04	1.26	1.33
22	AV	11	A	C5-C4	-5.04	1.35	1.38
35	BA	2731	G	C1'-N9	-5.04	1.39	1.46
1	AA	900	A	C3'-C2'	-5.04	1.47	1.52
1	AA	1049	U	C4'-O4'	-5.04	1.39	1.45
35	BA	35	G	N7-C5	-5.04	1.36	1.39
35	BA	2008	C	N1-C6	-5.04	1.34	1.37
35	BA	2458	G	C5'-C4'	-5.04	1.45	1.51
35	BA	2664	G	C6-O6	-5.04	1.19	1.24

Continued on next page...

Continued from previous page...

Mol	Chain	Res	Type	Atoms	Z	Observed(Å)	Ideal(Å)
1	AA	608	A	C5-C6	-5.03	1.36	1.41
1	AA	750	G	N3-C4	-5.03	1.31	1.35
1	AA	945	G	C6-N1	-5.03	1.36	1.39
1	AA	1013	G	C2-N3	-5.03	1.28	1.32
1	AA	1097	C	N3-C4	-5.03	1.30	1.33
1	AA	1142	G	C2-N2	-5.03	1.29	1.34
35	BA	1535	A	C5-C6	-5.03	1.36	1.41
35	BA	2249	U	N1-C6	-5.03	1.33	1.38
35	BA	2614	A	P-O5'	-5.03	1.54	1.59
36	BB	21	G	N3-C4	-5.03	1.31	1.35
35	BA	1762	A	N1-C2	-5.03	1.29	1.34
35	BA	2133	G	N1-C2	-5.03	1.33	1.37
36	BB	56	G	N1-C2	-5.03	1.33	1.37
1	AA	451	A	N3-C4	-5.03	1.31	1.34
1	AA	804	U	N3-C4	5.03	1.43	1.38
35	BA	575	A	N3-C4	-5.03	1.31	1.34
35	BA	890	A	N3-C4	-5.03	1.31	1.34
35	BA	1385	G	C2'-C1'	-5.03	1.47	1.53
35	BA	1602	U	C5-C6	5.03	1.38	1.34
1	AA	319	G	N9-C4	-5.03	1.33	1.38
1	AA	795	C	N1-C6	5.03	1.40	1.37
35	BA	692	C	C4'-C3'	-5.03	1.47	1.52
35	BA	964	C	N1-C6	5.03	1.40	1.37
35	BA	1186	G	C5'-C4'	-5.03	1.45	1.51
35	BA	2172	U	C2'-O2'	-5.03	1.35	1.41
35	BA	2368	C	C3'-C2'	-5.03	1.47	1.52
35	BA	2636	U	C5-C6	-5.03	1.29	1.34
1	AA	298	A	N9-C4	-5.03	1.34	1.37
1	AA	801	U	P-O5'	-5.03	1.54	1.59
1	AA	1038	C	C2-N3	-5.03	1.31	1.35
1	AA	1042	G	N9-C8	-5.03	1.34	1.37
1	AA	1245	A	N9-C4	-5.03	1.34	1.37
1	AA	1334	G	N7-C5	-5.03	1.36	1.39
1	AA	1428	A	N7-C5	-5.03	1.36	1.39
1	AA	1483	A	N7-C5	-5.03	1.36	1.39
35	BA	143	G	O3'-P	-5.03	1.55	1.61
35	BA	789	A	C8-N7	-5.03	1.28	1.31
35	BA	1449	A	C8-N7	-5.03	1.28	1.31
35	BA	1885	A	O3'-P	-5.03	1.55	1.61
1	AA	418	C	N1-C2	-5.03	1.35	1.40
1	AA	1393	U	N3-C4	-5.03	1.33	1.38
35	BA	142(A)	C	C4-N4	-5.03	1.29	1.33

Continued on next page...

Continued from previous page...

Mol	Chain	Res	Type	Atoms	Z	Observed(Å)	Ideal(Å)
35	BA	469	G	C6-O6	-5.03	1.19	1.24
35	BA	1129	A	C6-N6	-5.03	1.29	1.33
1	AA	1134	G	C2-N3	-5.02	1.28	1.32
35	BA	1944	U	C2-N3	-5.02	1.34	1.37
35	BA	2443	C	P-O5'	-5.02	1.54	1.59
1	AA	817	C	C3'-O3'	5.02	1.49	1.42
1	AA	945	G	N3-C4	-5.02	1.31	1.35
1	AA	1519	A	C5-C6	5.02	1.45	1.41
22	AV	29	G	N7-C5	-5.02	1.36	1.39
35	BA	1250	G	C5-C4	-5.02	1.34	1.38
35	BA	1769	G	O3'-P	-5.02	1.55	1.61
35	BA	2158	A	N7-C5	-5.02	1.36	1.39
35	BA	2819	G	N1-C2	-5.02	1.33	1.37
1	AA	21	G	C8-N7	-5.02	1.27	1.30
1	AA	358	U	N1-C6	-5.02	1.33	1.38
1	AA	397	A	C6-N6	-5.02	1.29	1.33
35	BA	590	A	C8-N7	-5.02	1.28	1.31
35	BA	1378	A	C6-N6	-5.02	1.29	1.33
35	BA	1966	A	P-O5'	-5.02	1.54	1.59
35	BA	2463	C	P-O5'	-5.02	1.54	1.59
1	AA	934	C	C4-C5	-5.02	1.39	1.43
1	AA	1356	G	C3'-O3'	-5.02	1.35	1.42
35	BA	1476	C	C4-C5	-5.02	1.39	1.43
35	BA	1789	A	C5'-C4'	-5.02	1.45	1.51
35	BA	2509	G	C2'-O2'	-5.02	1.35	1.41
35	BA	2863	C	C2-O2	-5.02	1.20	1.24
1	AA	11	G	N3-C4	-5.02	1.31	1.35
1	AA	376	G	C8-N7	5.02	1.33	1.30
1	AA	778	G	N3-C4	-5.02	1.31	1.35
8	AH	44	PHE	CB-CG	-5.02	1.42	1.51
35	BA	95	G	N3-C4	-5.02	1.31	1.35
35	BA	336	C	N1-C6	-5.02	1.34	1.37
35	BA	745	G	P-O5'	-5.02	1.54	1.59
35	BA	1094	U	C2-O2	-5.02	1.17	1.22
35	BA	1541	G	C8-N7	5.02	1.33	1.30
35	BA	1596	A	C2-N3	-5.02	1.29	1.33
35	BA	1744	C	N1-C6	-5.02	1.34	1.37
35	BA	2527	C	C4-N4	-5.02	1.29	1.33
36	BB	82	G	N3-C4	-5.02	1.31	1.35
14	AN	54	PRO	N-CD	-5.02	1.40	1.47
1	AA	125	U	C4'-C3'	-5.01	1.47	1.52
1	AA	412	A	C6-N1	-5.01	1.32	1.35

Continued on next page...

Continued from previous page...

Mol	Chain	Res	Type	Atoms	Z	Observed(Å)	Ideal(Å)
1	AA	1396	A	N9-C4	-5.01	1.34	1.37
35	BA	157	U	N3-C4	-5.01	1.33	1.38
35	BA	237	C	C4-C5	-5.01	1.39	1.43
35	BA	478	A	C4'-C3'	-5.01	1.47	1.52
35	BA	716	A	C6-N1	-5.01	1.32	1.35
35	BA	788	A	N9-C8	-5.01	1.33	1.37
35	BA	940	G	C8-N7	-5.01	1.27	1.30
35	BA	980	A	C6-N1	-5.01	1.32	1.35
35	BA	1718	G	N1-C2	-5.01	1.33	1.37
35	BA	1842	G	C2-N3	5.01	1.36	1.32
35	BA	1916	A	N9-C4	-5.01	1.34	1.37
35	BA	2355	C	C2'-C1'	-5.01	1.47	1.53
35	BA	2541	A	C2'-C1'	-5.01	1.47	1.53
35	BA	2774	C	C2-O2	-5.01	1.20	1.24
1	AA	30	U	C2-N3	-5.01	1.34	1.37
1	AA	121	C	C2-N3	-5.01	1.31	1.35
1	AA	1060	C	C2-N3	-5.01	1.31	1.35
35	BA	407	G	C5-C4	-5.01	1.34	1.38
35	BA	2202	C	C2-N3	-5.01	1.31	1.35
35	BA	2559	C	C3'-C2'	-5.01	1.47	1.52
1	AA	37	U	C4'-C3'	-5.01	1.47	1.52
1	AA	239	U	P-O5'	-5.01	1.54	1.59
1	AA	1113	C	N3-C4	-5.01	1.30	1.33
1	AA	1203	C	N3-C4	-5.01	1.30	1.33
1	AA	1317	C	N1-C6	5.01	1.40	1.37
22	AV	49	G	N3-C4	-5.01	1.31	1.35
35	BA	142(A)	C	N3-C4	-5.01	1.30	1.33
35	BA	1147	C	C4'-C3'	-5.01	1.47	1.52
35	BA	1644	C	P-O5'	-5.01	1.54	1.59
35	BA	1683	C	P-O5'	-5.01	1.54	1.59
35	BA	1761	C	P-O5'	-5.01	1.54	1.59
35	BA	2483	C	P-O5'	-5.01	1.54	1.59
1	AA	675	A	N7-C5	-5.01	1.36	1.39
1	AA	889	A	N1-C2	-5.01	1.29	1.34
35	BA	153	C	C2-O2	-5.01	1.20	1.24
35	BA	449	A	N7-C5	-5.01	1.36	1.39
35	BA	1177	A	C5-C4	5.01	1.42	1.38
35	BA	1424	G	N7-C5	-5.01	1.36	1.39
35	BA	1509(B)	A	N7-C5	-5.01	1.36	1.39
1	AA	499	A	O3'-P	-5.01	1.55	1.61
1	AA	1201	A	N9-C4	-5.01	1.34	1.37
1	AA	1495	U	C2-O2	-5.01	1.17	1.22

Continued on next page...

Continued from previous page...

Mol	Chain	Res	Type	Atoms	Z	Observed(Å)	Ideal(Å)
35	BA	1951	U	C2-N3	-5.01	1.34	1.37
35	BA	2685	G	C3'-O3'	-5.01	1.35	1.42
1	AA	178	C	O3'-P	-5.01	1.55	1.61
1	AA	226	G	C5-C4	-5.01	1.34	1.38
1	AA	360	A	O4'-C1'	-5.01	1.35	1.41
1	AA	612	C	C4-C5	-5.01	1.39	1.43
1	AA	725	G	C5-C4	-5.01	1.34	1.38
35	BA	171	G	C3'-C2'	-5.01	1.47	1.52
35	BA	483	A	N3-C4	-5.01	1.31	1.34
35	BA	662	G	C2-N3	5.01	1.36	1.32
35	BA	1631	C	C4-C5	-5.01	1.39	1.43
35	BA	1707	G	C6-N1	-5.01	1.36	1.39
36	BB	24	G	N3-C4	-5.01	1.31	1.35
1	AA	831	U	N3-C4	-5.00	1.33	1.38
35	BA	9	U	C2'-C1'	-5.00	1.47	1.53
35	BA	223	A	C4'-C3'	-5.00	1.47	1.52
35	BA	2384	G	C5-C6	5.00	1.47	1.42
1	AA	539	A	C3'-C2'	-5.00	1.47	1.52
23	AX	12	A	N9-C8	-5.00	1.33	1.37
35	BA	324	A	C3'-C2'	-5.00	1.47	1.52
35	BA	1191	G	O3'-P	-5.00	1.55	1.61
35	BA	1583	A	N7-C5	5.00	1.42	1.39
35	BA	1756	G	O3'-P	-5.00	1.55	1.61
35	BA	1775	U	C5'-C4'	-5.00	1.45	1.51
35	BA	1846	G	C3'-C2'	-5.00	1.47	1.52
35	BA	2061	G	C6-O6	5.00	1.28	1.24
35	BA	2144	U	C2-O2	-5.00	1.17	1.22
35	BA	2171	A	C6-N1	-5.00	1.32	1.35
35	BA	2671	A	C8-N7	5.00	1.35	1.31
1	AA	73	G	C8-N7	-5.00	1.27	1.30
1	AA	528	C	C2'-C1'	-5.00	1.47	1.53
35	BA	44	G	C5-C6	-5.00	1.37	1.42
35	BA	776	G	C6-N1	-5.00	1.36	1.39
35	BA	1029	A	N1-C2	-5.00	1.29	1.34
35	BA	1831	G	C6-N1	-5.00	1.36	1.39
35	BA	1834	U	C4'-C3'	-5.00	1.47	1.52
35	BA	1957	C	C3'-C2'	-5.00	1.47	1.52
36	BB	86	G	N3-C4	-5.00	1.31	1.35

All (10352) bond angle outliers are listed below:

Continued on next page...

Continued from previous page...

Mol	Chain	Res	Type	Atoms	Z	Observed(°)	Ideal(°)
41	BG	112	PRO	O-C-N	-40.65	57.66	122.70
9	AI	53	VAL	O-C-N	-36.52	64.27	122.70
9	AI	104	ARG	O-C-N	-30.37	74.11	122.70
41	BG	112	PRO	CA-C-N	21.56	164.63	117.20
26	B1	20	ARG	NE-CZ-NH2	-18.37	111.11	120.30
39	BE	199	ARG	NE-CZ-NH2	16.01	128.31	120.30
51	BT	111	ARG	NE-CZ-NH1	15.26	127.93	120.30
41	BG	112	PRO	C-N-CA	-15.08	84.00	121.70
1	AA	263	A	N1-C2-N3	-14.16	122.22	129.30
1	AA	916	G	C2-N3-C4	14.12	118.96	111.90
24	AY	329	ARG	NE-CZ-NH1	-13.93	113.33	120.30
35	BA	1072	C	C6-N1-C2	-13.79	114.78	120.30
35	BA	543	C	C5-C6-N1	13.79	127.90	121.00
36	BB	7	G	N9-C4-C5	13.76	110.90	105.40
22	AV	54	U	C5-C6-N1	13.52	129.46	122.70
35	BA	2254	C	N3-C4-C5	-13.41	116.54	121.90
35	BA	47	C	C5-C6-N1	-13.29	114.36	121.00
1	AA	1379	G	C8-N9-C4	-13.20	101.12	106.40
1	AA	1028	C	C6-N1-C2	-13.19	115.03	120.30
18	AR	35	ARG	NE-CZ-NH2	-13.17	113.72	120.30
1	AA	307	C	C6-N1-C2	-13.09	115.06	120.30
1	AA	1063	C	N3-C4-C5	13.04	127.12	121.90
1	AA	1487	G	C8-N9-C4	-13.04	101.19	106.40
35	BA	2045	C	N3-C4-C5	-12.94	116.72	121.90
1	AA	189(A)	C	N3-C4-C5	-12.89	116.74	121.90
36	BB	67	G	C4-C5-N7	12.79	115.92	110.80
35	BA	1319	G	N3-C4-C5	12.71	134.96	128.60
1	AA	588	G	O4'-C1'-N9	12.68	118.34	108.20
51	BT	16	ARG	NE-CZ-NH1	12.68	126.64	120.30
35	BA	1319	G	C5-N7-C8	-12.67	97.97	104.30
35	BA	2606	C	C5-C6-N1	12.65	127.33	121.00
35	BA	271(B)	C	C6-N1-C2	-12.64	115.25	120.30
22	AV	43	A	C8-N9-C4	-12.63	100.75	105.80
41	BG	118	ARG	NE-CZ-NH1	-12.60	114.00	120.30
1	AA	588	G	C2-N3-C4	12.55	118.17	111.90
47	BP	55	ARG	NE-CZ-NH2	-12.54	114.03	120.30
35	BA	2157	G	C5-C6-N1	-12.47	105.26	111.50
1	AA	1214	C	N3-C4-C5	-12.47	116.91	121.90
1	AA	613	C	C6-N1-C2	-12.43	115.33	120.30
35	BA	2146	C	C6-N1-C2	12.42	125.27	120.30
35	BA	120	U	O4'-C1'-N1	12.37	118.10	108.20

Continued on next page...

Continued from previous page...

Mol	Chain	Res	Type	Atoms	Z	Observed(°)	Ideal(°)
35	BA	2294	C	C6-N1-C2	-12.36	115.36	120.30
35	BA	279	C	N3-C4-C5	-12.34	116.97	121.90
35	BA	2696	U	C5-C6-N1	-12.34	116.53	122.70
3	AC	79	ARG	NE-CZ-NH2	-12.33	114.14	120.30
35	BA	1610	A	C8-N9-C4	-12.32	100.87	105.80
1	AA	1529	G	C8-N9-C4	-12.31	101.47	106.40
35	BA	2858	C	O4'-C1'-N1	12.29	118.03	108.20
8	AH	12	ARG	NE-CZ-NH2	-12.29	114.15	120.30
35	BA	687	C	C6-N1-C2	12.26	125.20	120.30
35	BA	2586	C	C6-N1-C2	-12.26	115.40	120.30
35	BA	2018	G	N7-C8-N9	-12.21	106.99	113.10
35	BA	78	A	N1-C2-N3	12.21	135.40	129.30
1	AA	1198	G	C6-C5-N7	-12.16	123.10	130.40
6	AF	87	ARG	NE-CZ-NH1	-12.16	114.22	120.30
35	BA	1009	A	C5-N7-C8	12.12	109.96	103.90
1	AA	1082	G	C5-C6-O6	12.09	135.85	128.60
45	BN	115	ARG	NE-CZ-NH1	-12.04	114.28	120.30
9	AI	111	ARG	NE-CZ-NH2	-12.03	114.29	120.30
35	BA	911	A	N7-C8-N9	11.93	119.77	113.80
9	AI	120	ARG	NE-CZ-NH1	-11.92	114.34	120.30
1	AA	21	G	C4-C5-N7	-11.91	106.03	110.80
4	AD	114	ARG	NE-CZ-NH2	11.87	126.24	120.30
35	BA	86	C	N3-C4-C5	-11.87	117.15	121.90
35	BA	1744	C	N3-C4-C5	11.85	126.64	121.90
35	BA	2539	C	C6-N1-C2	-11.84	115.56	120.30
35	BA	2590	A	C8-N9-C4	-11.84	101.07	105.80
35	BA	1804	C	C2-N3-C4	11.80	125.80	119.90
14	AN	23	ARG	NE-CZ-NH1	-11.77	114.42	120.30
35	BA	2229	C	C6-N1-C2	11.76	125.00	120.30
1	AA	1465	C	C6-N1-C2	11.73	124.99	120.30
35	BA	956	G	N9-C4-C5	11.72	110.09	105.40
1	AA	496	A	N7-C8-N9	-11.70	107.95	113.80
35	BA	1024	G	N7-C8-N9	-11.66	107.27	113.10
1	AA	1290	G	N3-C4-C5	-11.65	122.77	128.60
35	BA	570	G	C6-N1-C2	11.64	132.08	125.10
35	BA	1610	A	N9-C4-C5	11.63	110.45	105.80
35	BA	1997	G	C4-C5-N7	11.62	115.45	110.80
1	AA	1429	C	C6-N1-C2	-11.61	115.66	120.30
1	AA	1165	C	C6-N1-C2	-11.60	115.66	120.30
35	BA	876	C	C2-N3-C4	-11.59	114.10	119.90
8	AH	102	ARG	NE-CZ-NH2	-11.59	114.51	120.30
1	AA	392	G	C4-C5-N7	11.58	115.43	110.80

Continued on next page...

Continued from previous page...

Mol	Chain	Res	Type	Atoms	Z	Observed(°)	Ideal(°)
1	AA	1045	C	C6-N1-C2	-11.53	115.69	120.30
35	BA	19	C	N3-C4-C5	11.53	126.51	121.90
44	BL	73	ARG	NE-CZ-NH1	-11.52	114.54	120.30
35	BA	463	G	N9-C4-C5	11.52	110.01	105.40
35	BA	1260	G	C2-N3-C4	11.51	117.66	111.90
35	BA	2269	A	C2-N3-C4	-11.45	104.87	110.60
35	BA	1760	A	N7-C8-N9	11.45	119.52	113.80
35	BA	525	U	C2-N3-C4	-11.44	120.14	127.00
24	AY	151	ARG	NE-CZ-NH2	11.43	126.02	120.30
51	BT	111	ARG	NE-CZ-NH2	-11.41	114.59	120.30
2	AB	157	ARG	NE-CZ-NH1	-11.40	114.60	120.30
35	BA	2111	C	C6-N1-C2	-11.40	115.74	120.30
1	AA	396	G	N7-C8-N9	11.39	118.80	113.10
22	AV	43	A	N1-C2-N3	-11.39	123.60	129.30
35	BA	583	G	N7-C8-N9	11.37	118.79	113.10
35	BA	1742	G	N9-C4-C5	-11.37	100.85	105.40
40	BF	54	ARG	NE-CZ-NH1	-11.37	114.62	120.30
40	BF	191	ARG	NE-CZ-NH2	11.36	125.98	120.30
40	BF	45	ARG	NE-CZ-NH2	11.35	125.97	120.30
39	BE	13	ARG	NE-CZ-NH1	-11.34	114.63	120.30
35	BA	1421	G	C4-C5-N7	11.34	115.34	110.80
35	BA	272(J)	C	O4'-C1'-N1	11.34	117.27	108.20
1	AA	916	G	C4-C5-N7	-11.33	106.27	110.80
35	BA	967	C	N3-C4-C5	11.30	126.42	121.90
35	BA	2364	C	C4-C5-C6	11.30	123.05	117.40
1	AA	855	G	C8-N9-C4	-11.30	101.88	106.40
35	BA	822	U	C5-C4-O4	-11.27	119.14	125.90
35	BA	214	G	N9-C4-C5	11.26	109.91	105.40
35	BA	47	C	C4-C5-C6	11.25	123.02	117.40
6	AF	3	ARG	NE-CZ-NH2	-11.24	114.68	120.30
35	BA	1366	A	N1-C6-N6	-11.23	111.86	118.60
15	AO	65	ARG	NE-CZ-NH1	-11.22	114.69	120.30
35	BA	115	C	N3-C4-C5	-11.22	117.41	121.90
56	BY	73	ARG	NE-CZ-NH2	-11.21	114.69	120.30
1	AA	1367	C	N3-C4-C5	11.20	126.38	121.90
1	AA	1475	G	N3-C2-N2	-11.20	112.06	119.90
35	BA	1149	G	C8-N9-C4	-11.20	101.92	106.40
35	BA	2755	C	C2-N3-C4	11.19	125.49	119.90
35	BA	1044	G	N3-C2-N2	-11.14	112.10	119.90
2	AB	157	ARG	NE-CZ-NH2	-11.12	114.74	120.30
1	AA	496	A	C8-N9-C4	11.10	110.24	105.80
42	BH	132	ARG	NE-CZ-NH2	-11.08	114.76	120.30

Continued on next page...

Continued from previous page...

Mol	Chain	Res	Type	Atoms	Z	Observed(°)	Ideal(°)
32	B7	28	ARG	NE-CZ-NH1	11.06	125.83	120.30
35	BA	2151	G	C4-C5-N7	11.06	115.22	110.80
35	BA	717	G	C2-N3-C4	-11.05	106.37	111.90
35	BA	564	C	C4-C5-C6	11.05	122.93	117.40
1	AA	797	C	C6-N1-C2	-11.04	115.88	120.30
26	B1	50	ARG	NE-CZ-NH1	-11.03	114.78	120.30
2	AB	178	ARG	NE-CZ-NH2	-11.03	114.78	120.30
35	BA	2018	G	C8-N9-C4	11.03	110.81	106.40
35	BA	972	G	N1-C6-O6	-11.03	113.28	119.90
35	BA	1460	A	N7-C8-N9	11.03	119.31	113.80
35	BA	1428	C	N3-C4-C5	-11.02	117.49	121.90
1	AA	800	G	C5-C6-O6	-11.02	121.99	128.60
35	BA	1462	C	N3-C4-C5	11.01	126.30	121.90
35	BA	1484	G	N9-C4-C5	11.01	109.80	105.40
35	BA	1319	G	C4-C5-N7	11.00	115.20	110.80
1	AA	1429	C	C5-C6-N1	10.99	126.50	121.00
35	BA	1164	G	C4-C5-N7	10.99	115.19	110.80
35	BA	2473	U	C4-C5-C6	-10.96	113.12	119.70
40	BF	168	ARG	NE-CZ-NH2	-10.95	114.83	120.30
35	BA	1760	A	C8-N9-C4	-10.94	101.42	105.80
50	BS	20	ARG	NE-CZ-NH1	-10.94	114.83	120.30
1	AA	875	C	C5-C6-N1	-10.93	115.54	121.00
35	BA	2225	A	N1-C2-N3	10.92	134.76	129.30
35	BA	1440	G	C8-N9-C4	-10.91	102.03	106.40
1	AA	659	U	C5-C6-N1	-10.91	117.25	122.70
35	BA	1203	G	N1-C6-O6	-10.91	113.36	119.90
1	AA	876	G	N9-C4-C5	10.90	109.76	105.40
38	BD	134	ARG	NE-CZ-NH2	-10.88	114.86	120.30
35	BA	1230	C	N3-C4-C5	10.87	126.25	121.90
12	AL	12	ARG	NE-CZ-NH1	-10.86	114.87	120.30
35	BA	1713	U	C5-C4-O4	-10.84	119.40	125.90
35	BA	1656	C	C6-N1-C2	10.82	124.63	120.30
51	BT	29	ARG	NE-CZ-NH1	10.82	125.71	120.30
1	AA	1386	G	N7-C8-N9	-10.80	107.70	113.10
9	AI	107	ARG	NE-CZ-NH2	-10.80	114.90	120.30
35	BA	1006	C	C2-N3-C4	10.79	125.30	119.90
22	AV	37	A	C5-N7-C8	10.78	109.29	103.90
22	AV	43	A	C2-N3-C4	10.77	115.99	110.60
35	BA	1997	G	N9-C4-C5	-10.77	101.09	105.40
35	BA	1593	G	C6-N1-C2	-10.77	118.64	125.10
35	BA	176	G	N1-C6-O6	10.76	126.36	119.90
35	BA	363(C)	G	C8-N9-C4	10.76	110.70	106.40

Continued on next page...

Continued from previous page...

Mol	Chain	Res	Type	Atoms	Z	Observed(°)	Ideal(°)
51	BT	103	ARG	NE-CZ-NH1	-10.75	114.92	120.30
1	AA	920	U	C5-C6-N1	10.73	128.07	122.70
1	AA	455	C	N3-C4-C5	10.73	126.19	121.90
35	BA	2896	C	C6-N1-C2	-10.73	116.01	120.30
1	AA	1213	A	N9-C4-C5	10.72	110.09	105.80
35	BA	2896	C	C5-C6-N1	10.70	126.35	121.00
35	BA	705	A	C2-N3-C4	-10.69	105.25	110.60
49	BR	86	ARG	NE-CZ-NH2	10.66	125.63	120.30
35	BA	1324	G	C8-N9-C4	-10.66	102.14	106.40
35	BA	475	U	C5-C6-N1	-10.66	117.37	122.70
1	AA	1147	C	C6-N1-C2	-10.66	116.04	120.30
1	AA	1334	G	C4-C5-N7	-10.65	106.54	110.80
35	BA	2111	C	C5-C6-N1	10.65	126.32	121.00
1	AA	1099	G	N3-C2-N2	-10.63	112.46	119.90
1	AA	511	C	C6-N1-C2	10.63	124.55	120.30
35	BA	2774	C	C2-N3-C4	10.63	125.22	119.90
35	BA	1740	G	N9-C4-C5	-10.63	101.15	105.40
1	AA	576	G	C8-N9-C4	-10.62	102.15	106.40
35	BA	658	C	N3-C4-C5	10.63	126.15	121.90
35	BA	2533	A	C4-C5-C6	-10.61	111.69	117.00
35	BA	1303	G	N7-C8-N9	10.60	118.40	113.10
35	BA	1327	C	C5-C6-N1	10.59	126.29	121.00
35	BA	540	C	N3-C4-C5	-10.58	117.67	121.90
35	BA	2658	C	C6-N1-C2	-10.57	116.07	120.30
1	AA	1323	G	C2-N3-C4	-10.56	106.62	111.90
35	BA	47	C	N3-C4-C5	-10.56	117.67	121.90
1	AA	1373	G	C4-C5-N7	-10.56	106.58	110.80
1	AA	1492	A	N7-C8-N9	-10.55	108.52	113.80
35	BA	432	A	C5-C6-N1	-10.55	112.42	117.70
35	BA	741	G	N9-C4-C5	-10.54	101.18	105.40
35	BA	1539	G	C5-C6-O6	10.54	134.92	128.60
35	BA	1652	A	N1-C6-N6	-10.53	112.28	118.60
1	AA	1516	G	C4-C5-N7	-10.51	106.59	110.80
35	BA	2199	A	C8-N9-C4	-10.51	101.60	105.80
6	AF	80	ARG	NE-CZ-NH1	10.49	125.55	120.30
35	BA	433	C	N3-C4-N4	10.49	125.34	118.00
1	AA	1420	C	C6-N1-C2	-10.48	116.11	120.30
51	BT	96	ARG	NE-CZ-NH1	10.47	125.53	120.30
35	BA	2548	G	C4-C5-N7	-10.46	106.61	110.80
1	AA	1519	A	N7-C8-N9	10.46	119.03	113.80
33	B8	30	ARG	NE-CZ-NH2	-10.45	115.08	120.30
1	AA	217	C	N3-C4-C5	10.44	126.08	121.90

Continued on next page...

Continued from previous page...

Mol	Chain	Res	Type	Atoms	Z	Observed(°)	Ideal(°)
35	BA	77	C	N3-C4-C5	10.43	126.07	121.90
40	BF	205	ARG	NE-CZ-NH1	-10.43	115.08	120.30
22	AV	74	C	N3-C4-C5	-10.43	117.73	121.90
49	BR	104	ARG	NE-CZ-NH1	-10.42	115.09	120.30
1	AA	21	G	C5-N7-C8	10.42	109.51	104.30
35	BA	1850	G	C8-N9-C4	10.41	110.57	106.40
1	AA	1491	G	C4-C5-N7	-10.41	106.64	110.80
35	BA	2101	G	C5-C6-N1	-10.40	106.30	111.50
1	AA	532	A	O4'-C1'-N9	-10.40	99.88	108.20
1	AA	290	C	N3-C4-N4	10.39	125.28	118.00
35	BA	1558	A	N7-C8-N9	10.38	118.99	113.80
36	BB	103	G	C5'-C4'-C3'	-10.38	99.39	116.00
1	AA	475	G	C5-C6-O6	10.37	134.82	128.60
35	BA	2881	C	N1-C2-O2	10.36	125.11	118.90
35	BA	2541	A	N9-C4-C5	-10.34	101.66	105.80
35	BA	710	G	C8-N9-C4	-10.34	102.26	106.40
35	BA	2373	G	N9-C4-C5	10.33	109.53	105.40
30	B5	16	ARG	NE-CZ-NH1	10.31	125.45	120.30
1	AA	575	G	C2'-C3'-O3'	10.30	132.17	109.50
1	AA	1502	A	N9-C1'-C2'	10.30	127.39	114.00
35	BA	2439	A	N1-C6-N6	10.30	124.78	118.60
35	BA	23	G	N3-C4-N9	-10.30	119.82	126.00
35	BA	31	C	N3-C4-C5	10.30	126.02	121.90
1	AA	189(D)	C	N3-C4-N4	-10.30	110.79	118.00
35	BA	1438	U	C5-C6-N1	10.29	127.84	122.70
1	AA	796	C	O4'-C1'-N1	-10.28	99.97	108.20
35	BA	1686	C	C5-C6-N1	10.27	126.13	121.00
35	BA	2504	U	C5-C4-O4	10.27	132.06	125.90
35	BA	1943	U	N1-C2-N3	-10.26	108.75	114.90
36	BB	84	C	C6-N1-C2	-10.24	116.20	120.30
1	AA	1386	G	N3-C2-N2	-10.24	112.73	119.90
35	BA	1693	U	C5-C4-O4	-10.24	119.75	125.90
35	BA	2843	G	O4'-C1'-N9	-10.24	100.00	108.20
13	AM	91	ARG	NE-CZ-NH2	-10.22	115.19	120.30
35	BA	2614	A	C2-N3-C4	-10.22	105.49	110.60
35	BA	2268	A	C5-C6-N1	-10.22	112.59	117.70
1	AA	776	G	C4-C5-N7	-10.22	106.71	110.80
35	BA	2445	G	N9-C4-C5	10.21	109.48	105.40
35	BA	956	G	C8-N9-C4	-10.21	102.32	106.40
36	BB	57	A	C4-C5-C6	-10.21	111.90	117.00
35	BA	567	A	N1-C2-N3	10.20	134.40	129.30
1	AA	1492	A	O4'-C1'-N9	10.20	116.36	108.20

Continued on next page...

Continued from previous page...

Mol	Chain	Res	Type	Atoms	Z	Observed(°)	Ideal(°)
23	AX	13	A	C8-N9-C4	-10.20	101.72	105.80
35	BA	1992	G	C2'-C3'-O3'	10.20	131.93	109.50
35	BA	2538	C	N1-C2-O2	10.19	125.02	118.90
1	AA	875	C	N3-C4-C5	10.19	125.97	121.90
35	BA	36	G	N3-C4-C5	10.18	133.69	128.60
35	BA	1710	C	C6-N1-C2	-10.18	116.23	120.30
35	BA	2727	G	C4-C5-N7	-10.18	106.73	110.80
1	AA	866	C	N3-C4-C5	10.17	125.97	121.90
38	BD	91	ARG	NE-CZ-NH1	-10.16	115.22	120.30
35	BA	1545	A	N7-C8-N9	10.15	118.87	113.80
1	AA	895	G	C5-C6-N1	10.13	116.57	111.50
35	BA	1932	A	C8-N9-C4	-10.13	101.75	105.80
35	BA	446	G	N1-C6-O6	-10.12	113.83	119.90
35	BA	1085	A	N9-C4-C5	10.11	109.84	105.80
39	BE	119	ARG	NE-CZ-NH2	10.11	125.35	120.30
1	AA	403	C	N3-C4-N4	-10.11	110.92	118.00
35	BA	2206	G	C5-C6-O6	-10.10	122.54	128.60
52	BU	28	ARG	NE-CZ-NH2	10.10	125.35	120.30
1	AA	1528	U	C5-C6-N1	10.10	127.75	122.70
1	AA	1031	G	N1-C6-O6	-10.09	113.84	119.90
5	AE	150	ARG	NE-CZ-NH1	-10.09	115.25	120.30
35	BA	1460	A	C8-N9-C4	-10.08	101.77	105.80
1	AA	426	G	C2-N3-C4	-10.07	106.86	111.90
35	BA	463	G	C4-C5-N7	-10.06	106.78	110.80
35	BA	2259	G	N3-C4-C5	-10.05	123.57	128.60
14	AN	45	ARG	NE-CZ-NH2	-10.05	115.28	120.30
1	AA	113	G	N9-C4-C5	-10.04	101.38	105.40
35	BA	705	A	C8-N9-C4	-10.04	101.78	105.80
35	BA	1942	C	N3-C4-C5	10.04	125.92	121.90
1	AA	913	A	C8-N9-C4	-10.04	101.78	105.80
35	BA	671	C	C6-N1-C2	-10.04	116.28	120.30
35	BA	2378	A	N9-C4-C5	10.03	109.81	105.80
35	BA	654(K)	C	C4-C5-C6	-10.03	112.38	117.40
35	BA	2690	C	C5-C6-N1	10.03	126.02	121.00
35	BA	1015	G	C4-C5-N7	10.03	114.81	110.80
5	AE	24	ARG	NE-CZ-NH1	-10.03	115.29	120.30
35	BA	1386	C	N3-C4-C5	-10.02	117.89	121.90
35	BA	477	A	N1-C2-N3	10.02	134.31	129.30
35	BA	1905	C	N3-C4-C5	10.01	125.91	121.90
1	AA	770	C	C6-N1-C2	10.01	124.30	120.30
35	BA	2104	G	N9-C4-C5	-10.00	101.40	105.40
35	BA	2003	G	C4-C5-N7	-10.00	106.80	110.80

Continued on next page...

Continued from previous page...

Mol	Chain	Res	Type	Atoms	Z	Observed(°)	Ideal(°)
47	BP	65	ARG	NE-CZ-NH2	-10.00	115.30	120.30
1	AA	503	C	N3-C4-C5	9.99	125.90	121.90
22	AV	37	A	N7-C8-N9	-9.99	108.80	113.80
35	BA	1700	A	N9-C4-C5	9.99	109.80	105.80
35	BA	1475	G	C5-C6-O6	-9.99	122.61	128.60
1	AA	1080	A	C5-N7-C8	-9.96	98.92	103.90
35	BA	1957	C	C6-N1-C2	-9.96	116.31	120.30
35	BA	174	C	C5-C6-N1	9.96	125.98	121.00
35	BA	2498	C	N3-C4-C5	9.96	125.88	121.90
51	BT	91	ARG	NE-CZ-NH1	9.95	125.28	120.30
35	BA	1369	G	C5-C6-N1	-9.94	106.53	111.50
35	BA	956	G	C4-C5-N7	-9.94	106.82	110.80
35	BA	976	C	C4-C5-C6	-9.93	112.43	117.40
1	AA	398	C	C5-C6-N1	-9.93	116.03	121.00
35	BA	1403	C	C5-C6-N1	9.93	125.97	121.00
35	BA	449	A	C2-N3-C4	9.93	115.56	110.60
1	AA	18	C	N3-C4-C5	-9.92	117.93	121.90
1	AA	189(B)	C	C5-C6-N1	9.91	125.95	121.00
1	AA	1082	G	C6-N1-C2	9.90	131.04	125.10
35	BA	2445	G	C8-N9-C4	-9.90	102.44	106.40
40	BF	184	TYR	CB-CG-CD2	-9.90	115.06	121.00
35	BA	1043	C	C6-N1-C2	9.89	124.26	120.30
35	BA	2003	G	N9-C4-C5	9.89	109.36	105.40
35	BA	911	A	C5-N7-C8	-9.89	98.96	103.90
36	BB	57	A	C2-N3-C4	-9.88	105.66	110.60
1	AA	519	C	C6-N1-C2	-9.88	116.35	120.30
35	BA	2735	G	C4-C5-N7	9.88	114.75	110.80
1	AA	1300	G	N9-C4-C5	9.88	109.35	105.40
1	AA	189(B)	C	N1-C2-O2	-9.87	112.98	118.90
35	BA	1656	C	O4'-C1'-N1	-9.87	100.30	108.20
1	AA	263	A	C6-N1-C2	9.87	124.52	118.60
35	BA	1006	C	N3-C4-C5	-9.87	117.95	121.90
1	AA	1409	C	C5-C6-N1	9.86	125.93	121.00
35	BA	885	C	C6-N1-C2	-9.86	116.36	120.30
1	AA	1392	G	C4-C5-N7	9.86	114.74	110.80
35	BA	1104	C	C5-C6-N1	-9.86	116.07	121.00
31	B6	37	ARG	NE-CZ-NH2	-9.85	115.37	120.30
17	AQ	38	ARG	NE-CZ-NH2	9.85	125.22	120.30
35	BA	351	G	N9-C4-C5	9.84	109.34	105.40
1	AA	1452	C	N3-C4-C5	-9.84	117.97	121.90
35	BA	282	A	N1-C2-N3	9.83	134.22	129.30
35	BA	625	G	C6-C5-N7	9.83	136.30	130.40

Continued on next page...

Continued from previous page...

Mol	Chain	Res	Type	Atoms	Z	Observed(°)	Ideal(°)
35	BA	2315	G	C5-N7-C8	9.83	109.22	104.30
1	AA	1086	U	C2-N3-C4	-9.83	121.10	127.00
1	AA	1442(A)	G	N1-C6-O6	-9.83	114.00	119.90
22	AV	31	G	C5-C6-O6	-9.82	122.70	128.60
35	BA	2570	G	N3-C4-C5	-9.82	123.69	128.60
35	BA	2773	C	O4'-C1'-N1	9.82	116.06	108.20
35	BA	1009	A	C4-C5-N7	-9.82	105.79	110.70
35	BA	155	U	C5-C6-N1	9.81	127.61	122.70
35	BA	482	A	C5-N7-C8	9.81	108.81	103.90
1	AA	1198	G	C4-C5-N7	9.81	114.72	110.80
36	BB	66	A	C5-C6-N1	-9.81	112.80	117.70
47	BP	61	ARG	NE-CZ-NH1	9.80	125.20	120.30
7	AG	94	ARG	NE-CZ-NH1	-9.80	115.40	120.30
35	BA	2490	G	N7-C8-N9	9.79	118.00	113.10
35	BA	271	A	C4-C5-C6	-9.79	112.11	117.00
1	AA	435	C	C6-N1-C2	9.79	124.22	120.30
35	BA	1434	A	N9-C4-C5	-9.79	101.89	105.80
36	BB	13	A	C8-N9-C4	-9.79	101.89	105.80
4	AD	153	ARG	NE-CZ-NH2	-9.79	115.41	120.30
35	BA	1561	G	C8-N9-C4	-9.78	102.49	106.40
35	BA	242	G	C2-N3-C4	9.77	116.79	111.90
35	BA	1790	C	C4-C5-C6	-9.77	112.51	117.40
35	BA	2533	A	N9-C4-C5	-9.77	101.89	105.80
35	BA	1002	G	C4-C5-N7	9.77	114.71	110.80
35	BA	1374	G	C8-N9-C4	9.77	110.31	106.40
1	AA	72	C	C4-C5-C6	9.77	122.28	117.40
4	AD	14	ARG	NE-CZ-NH1	-9.77	115.42	120.30
35	BA	2844	G	C5-N7-C8	9.77	109.18	104.30
35	BA	2678	C	N3-C4-C5	-9.76	117.99	121.90
35	BA	1381	G	C8-N9-C4	9.76	110.30	106.40
35	BA	1807	G	N9-C4-C5	-9.76	101.50	105.40
53	BV	82	ARG	NE-CZ-NH2	9.75	125.17	120.30
1	AA	916	G	C5-N7-C8	9.74	109.17	104.30
1	AA	916	G	N3-C4-C5	-9.74	123.73	128.60
35	BA	668	G	C4-C5-N7	9.74	114.70	110.80
35	BA	1215	G	N7-C8-N9	9.74	117.97	113.10
36	BB	9	G	N9-C4-C5	-9.74	101.51	105.40
1	AA	902	G	C5-N7-C8	-9.73	99.44	104.30
35	BA	1954	G	C5-C6-O6	-9.73	122.76	128.60
1	AA	1442	G	C8-N9-C4	9.73	110.29	106.40
38	BD	54	ARG	NE-CZ-NH1	-9.72	115.44	120.30
35	BA	1678	G	O4'-C1'-N9	-9.71	100.43	108.20

Continued on next page...

Continued from previous page...

Mol	Chain	Res	Type	Atoms	Z	Observed(°)	Ideal(°)
1	AA	1069	C	C4-C5-C6	9.70	122.25	117.40
1	AA	689	C	C6-N1-C2	-9.70	116.42	120.30
35	BA	260	G	C5-C6-O6	9.70	134.42	128.60
35	BA	570	G	C5-C6-O6	9.69	134.42	128.60
35	BA	2490	G	C8-N9-C4	-9.69	102.52	106.40
35	BA	1281	G	C5-N7-C8	-9.69	99.46	104.30
35	BA	1413	G	C4-C5-N7	9.69	114.67	110.80
35	BA	1908	C	N1-C2-O2	9.68	124.71	118.90
1	AA	1442	G	N9-C4-C5	-9.68	101.53	105.40
1	AA	613	C	C5-C6-N1	9.68	125.84	121.00
1	AA	934	C	N3-C4-N4	-9.68	111.22	118.00
35	BA	1434	A	C2-N3-C4	-9.67	105.77	110.60
35	BA	1819	A	N1-C2-N3	-9.66	124.47	129.30
35	BA	1895	C	C2-N3-C4	-9.66	115.07	119.90
35	BA	433	C	C5-C4-N4	-9.66	113.44	120.20
38	BD	239	ARG	NE-CZ-NH1	-9.65	115.47	120.30
35	BA	245	G	C8-N9-C4	9.65	110.26	106.40
35	BA	2875	C	C5-C6-N1	9.65	125.82	121.00
51	BT	96	ARG	NE-CZ-NH2	-9.65	115.48	120.30
35	BA	1089	G	C5-C6-O6	-9.64	122.81	128.60
36	BB	22	U	O4'-C1'-N1	-9.64	100.48	108.20
35	BA	1616	A	C2-N3-C4	9.64	115.42	110.60
45	BN	114	ARG	NE-CZ-NH2	-9.64	115.48	120.30
35	BA	2694	G	C8-N9-C4	9.63	110.25	106.40
35	BA	1337	G	C5-C6-O6	-9.62	122.83	128.60
1	AA	305	G	C8-N9-C4	-9.62	102.55	106.40
1	AA	505	G	C8-N9-C4	-9.62	102.55	106.40
22	AV	18	G	C5-C6-N1	9.62	116.31	111.50
35	BA	796	C	N1-C2-O2	9.62	124.67	118.90
35	BA	2089	U	N3-C4-O4	-9.62	112.67	119.40
35	BA	633	A	C8-N9-C4	-9.62	101.95	105.80
35	BA	2296	U	O4'-C1'-N1	-9.62	100.51	108.20
35	BA	1741	A	C8-N9-C4	9.61	109.65	105.80
35	BA	2835	A	N7-C8-N9	-9.61	108.99	113.80
1	AA	1026	G	O4'-C1'-N9	9.61	115.89	108.20
1	AA	1489	G	N1-C6-O6	9.61	125.67	119.90
1	AA	1143	G	N7-C8-N9	9.60	117.90	113.10
35	BA	1903	G	C8-N9-C4	9.60	110.24	106.40
1	AA	538	G	C5-C6-O6	-9.60	122.84	128.60
1	AA	581	G	N1-C6-O6	9.59	125.66	119.90
1	AA	1304	G	N3-C4-C5	-9.58	123.81	128.60
1	AA	979	C	N3-C2-O2	-9.58	115.19	121.90

Continued on next page...

Continued from previous page...

Mol	Chain	Res	Type	Atoms	Z	Observed(°)	Ideal(°)
8	AH	41	ARG	NE-CZ-NH2	-9.58	115.51	120.30
35	BA	294	A	N9-C4-C5	-9.58	101.97	105.80
1	AA	780	A	C6-N1-C2	-9.57	112.86	118.60
35	BA	744	G	C5-C6-N1	-9.57	106.71	111.50
35	BA	769	G	C2-N3-C4	-9.57	107.11	111.90
35	BA	1591	G	C5-N7-C8	-9.57	99.52	104.30
1	AA	780	A	C5-C6-N1	9.56	122.48	117.70
35	BA	69	C	N1-C2-O2	9.55	124.63	118.90
1	AA	856	C	C2-N3-C4	9.55	124.68	119.90
35	BA	130	C	N3-C2-O2	-9.55	115.21	121.90
36	BB	39	A	N1-C2-N3	-9.55	124.53	129.30
50	BS	15	ARG	NE-CZ-NH2	9.55	125.07	120.30
24	AY	96	ARG	NE-CZ-NH2	9.53	125.07	120.30
1	AA	673	G	C4-C5-N7	9.53	114.61	110.80
35	BA	2342	C	N3-C4-C5	-9.53	118.09	121.90
40	BF	95	ARG	NE-CZ-NH2	-9.53	115.54	120.30
35	BA	2053	G	C8-N9-C4	9.52	110.21	106.40
35	BA	2830	G	N1-C6-O6	9.52	125.61	119.90
1	AA	78	G	C8-N9-C4	9.52	110.21	106.40
35	BA	773	U	C2-N3-C4	-9.52	121.29	127.00
35	BA	272(F)	C	C5-C6-N1	-9.52	116.24	121.00
22	AV	12	G	C2-N3-C4	9.51	116.66	111.90
50	BS	13	ARG	NE-CZ-NH1	-9.51	115.55	120.30
35	BA	1364	G	C8-N9-C4	-9.51	102.60	106.40
45	BN	123	TYR	CB-CG-CD1	-9.51	115.30	121.00
36	BB	7	G	C8-N9-C4	-9.50	102.60	106.40
36	BB	4	C	N1-C2-O2	9.50	124.60	118.90
8	AH	125	ARG	NE-CZ-NH2	-9.49	115.56	120.30
35	BA	2071	A	N1-C2-N3	9.49	134.04	129.30
1	AA	44	G	C4-C5-N7	-9.49	107.00	110.80
1	AA	384	G	N1-C6-O6	-9.48	114.21	119.90
1	AA	807	A	N1-C2-N3	-9.48	124.56	129.30
1	AA	639	G	C5-C6-O6	-9.47	122.92	128.60
1	AA	1357	A	N7-C8-N9	-9.47	109.06	113.80
8	AH	84	ARG	NE-CZ-NH1	-9.47	115.56	120.30
35	BA	1392	A	N1-C2-N3	9.47	134.03	129.30
35	BA	2735	G	N3-C4-C5	9.47	133.34	128.60
35	BA	1049	C	C6-N1-C2	-9.47	116.51	120.30
35	BA	2542	A	N9-C4-C5	-9.47	102.01	105.80
1	AA	238	G	C4-C5-N7	-9.46	107.01	110.80
36	BB	74	U	C6-N1-C2	-9.46	115.32	121.00
1	AA	188	C	N3-C4-C5	-9.46	118.12	121.90

Continued on next page...

Continued from previous page...

Mol	Chain	Res	Type	Atoms	Z	Observed(°)	Ideal(°)
1	AA	581	G	C5-C6-O6	-9.46	122.92	128.60
1	AA	892	A	N1-C2-N3	9.45	134.03	129.30
35	BA	919	G	C5-C6-O6	-9.45	122.93	128.60
35	BA	2089	U	C5-C4-O4	9.45	131.57	125.90
35	BA	1516	C	O4'-C1'-N1	9.45	115.76	108.20
35	BA	2525	G	C5-C6-N1	-9.45	106.78	111.50
33	B8	13	ARG	NE-CZ-NH2	9.45	125.02	120.30
1	AA	706	A	C6-N1-C2	-9.44	112.94	118.60
35	BA	1888	G	C5-N7-C8	9.44	109.02	104.30
35	BA	1552	G	C2-N3-C4	-9.44	107.18	111.90
1	AA	118	U	C4-C5-C6	-9.44	114.04	119.70
1	AA	89	C	C5-C6-N1	9.44	125.72	121.00
35	BA	143(A)	C	C6-N1-C2	-9.43	116.53	120.30
1	AA	315	A	N1-C2-N3	-9.43	124.58	129.30
35	BA	2136	C	N3-C4-C5	-9.43	118.13	121.90
6	AF	82	ARG	NE-CZ-NH2	-9.43	115.59	120.30
35	BA	2531	A	N1-C2-N3	-9.42	124.59	129.30
35	BA	2766	G	C8-N9-C4	-9.42	102.63	106.40
35	BA	1005	C	C5-C6-N1	-9.42	116.29	121.00
35	BA	1997	G	C5-N7-C8	-9.42	99.59	104.30
1	AA	298	A	C4-C5-C6	-9.41	112.29	117.00
1	AA	869	G	N3-C4-C5	9.41	133.31	128.60
1	AA	283	C	C6-N1-C2	9.41	124.06	120.30
1	AA	979	C	N1-C2-O2	9.40	124.54	118.90
35	BA	2696	U	C4-C5-C6	9.40	125.34	119.70
35	BA	650	C	C2-N3-C4	9.39	124.60	119.90
35	BA	2590	A	N1-C2-N3	-9.39	124.60	129.30
35	BA	452	G	C4-C5-N7	9.39	114.56	110.80
54	BW	38	TYR	CB-CG-CD1	9.39	126.63	121.00
24	AY	96	ARG	NE-CZ-NH1	-9.39	115.61	120.30
35	BA	2799	C	N3-C4-C5	9.39	125.66	121.90
35	BA	805	G	N9-C4-C5	-9.39	101.64	105.40
1	AA	1442	G	N3-C4-C5	9.38	133.29	128.60
50	BS	30	ARG	NE-CZ-NH1	-9.38	115.61	120.30
35	BA	2490	G	C6-C5-N7	9.38	136.03	130.40
35	BA	1411	C	C6-N1-C2	9.38	124.05	120.30
35	BA	1487	G	C4-C5-N7	9.38	114.55	110.80
1	AA	198	G	C8-N9-C4	9.37	110.15	106.40
29	B4	43	TYR	N-CA-C	9.37	136.30	111.00
1	AA	1419	G	C5-C6-O6	-9.37	122.98	128.60
35	BA	1591	G	C4-C5-N7	9.37	114.55	110.80
1	AA	840	C	C6-N1-C2	-9.37	116.55	120.30

Continued on next page...

Continued from previous page...

Mol	Chain	Res	Type	Atoms	Z	Observed(°)	Ideal(°)
1	AA	752	G	N3-C4-C5	-9.37	123.92	128.60
35	BA	2112	G	N7-C8-N9	9.37	117.78	113.10
35	BA	1171	G	C5-C6-O6	9.36	134.22	128.60
1	AA	267	C	C2-N3-C4	-9.36	115.22	119.90
13	AM	88	ARG	NE-CZ-NH1	9.36	124.98	120.30
1	AA	496	A	C5-N7-C8	9.36	108.58	103.90
29	B4	55	ARG	NE-CZ-NH1	9.36	124.98	120.30
35	BA	663	G	C5-C6-N1	-9.36	106.82	111.50
35	BA	1942	C	C5-C4-N4	-9.36	113.65	120.20
35	BA	520	G	N9-C4-C5	-9.35	101.66	105.40
35	BA	284	U	O4'-C1'-N1	-9.35	100.72	108.20
35	BA	2488	A	C8-N9-C4	-9.35	102.06	105.80
35	BA	659	C	N3-C4-C5	9.35	125.64	121.90
35	BA	1935	G	O4'-C1'-N9	-9.34	100.73	108.20
1	AA	204	U	O4'-C1'-N1	9.34	115.67	108.20
35	BA	1749	A	C8-N9-C4	-9.33	102.07	105.80
35	BA	2584	U	O4'-C1'-N1	9.33	115.67	108.20
22	AV	72	A	C5-C6-N1	9.33	122.36	117.70
35	BA	2520	C	C6-N1-C2	-9.32	116.57	120.30
35	BA	1039	G	C8-N9-C4	-9.32	102.67	106.40
1	AA	1288	A	N3-C4-C5	9.32	133.32	126.80
35	BA	945	A	N9-C1'-C2'	9.32	126.11	114.00
35	BA	2495	G	C4-C5-N7	9.31	114.53	110.80
35	BA	2039	C	C6-N1-C2	-9.31	116.58	120.30
1	AA	1419	G	C4-C5-N7	-9.31	107.08	110.80
42	BH	59	ARG	NE-CZ-NH1	9.30	124.95	120.30
36	BB	6	C	C5-C6-N1	9.30	125.65	121.00
1	AA	1465	C	C5-C6-N1	-9.30	116.35	121.00
35	BA	1488	G	C4-C5-N7	9.29	114.52	110.80
48	BQ	134	ARG	NE-CZ-NH2	-9.29	115.66	120.30
1	AA	61	G	C5-N7-C8	-9.29	99.66	104.30
1	AA	1203	C	C5-C6-N1	-9.29	116.36	121.00
37	BC	60	ARG	NE-CZ-NH2	-9.28	115.66	120.30
1	AA	443	C	N1-C2-O2	9.28	124.47	118.90
36	BB	112	U	C5-C6-N1	9.28	127.34	122.70
35	BA	476	G	C5-N7-C8	9.27	108.94	104.30
1	AA	109	A	C8-N9-C4	-9.27	102.09	105.80
35	BA	272(H)	C	N1-C2-O2	9.27	124.46	118.90
35	BA	272(C)	G	N7-C8-N9	-9.27	108.47	113.10
35	BA	1622	G	N3-C4-C5	-9.27	123.97	128.60
1	AA	1433	A	C5-C6-N1	9.26	122.33	117.70
26	B1	61	ARG	NE-CZ-NH2	-9.26	115.67	120.30

Continued on next page...

Continued from previous page...

Mol	Chain	Res	Type	Atoms	Z	Observed(°)	Ideal(°)
35	BA	861	A	C8-N9-C4	-9.26	102.09	105.80
35	BA	742	G	C5-N7-C8	-9.26	99.67	104.30
35	BA	2013	A	C4-C5-C6	-9.26	112.37	117.00
35	BA	2496	C	N3-C2-O2	-9.25	115.42	121.90
35	BA	462	C	N1-C2-O2	-9.25	113.35	118.90
1	AA	245	C	N3-C4-C5	-9.25	118.20	121.90
35	BA	604	G	C5-C6-O6	9.25	134.15	128.60
22	AV	61	C	N3-C4-C5	-9.24	118.20	121.90
35	BA	2151	G	C6-C5-N7	-9.24	124.86	130.40
35	BA	2258	C	C4-C5-C6	-9.23	112.78	117.40
35	BA	252	G	C6-C5-N7	9.23	135.94	130.40
35	BA	2693	A	N9-C4-C5	9.23	109.49	105.80
1	AA	266	G	C6-C5-N7	-9.23	124.86	130.40
15	AO	77	ARG	NE-CZ-NH2	-9.23	115.69	120.30
35	BA	656	G	C5-C6-O6	9.23	134.14	128.60
35	BA	1840	G	C8-N9-C4	9.23	110.09	106.40
1	AA	1143	G	C5-N7-C8	-9.22	99.69	104.30
35	BA	1624	G	C8-N9-C4	-9.22	102.71	106.40
1	AA	1480	G	C4-C5-N7	-9.22	107.11	110.80
26	B1	61	ARG	NE-CZ-NH1	-9.21	115.69	120.30
35	BA	939	G	C6-C5-N7	-9.21	124.87	130.40
35	BA	2425	A	C8-N9-C4	-9.21	102.11	105.80
35	BA	919	G	N1-C6-O6	9.21	125.43	119.90
35	BA	1749	A	N9-C4-C5	9.21	109.48	105.80
35	BA	2222	G	C8-N9-C4	-9.21	102.72	106.40
1	AA	735	C	N3-C4-C5	9.21	125.58	121.90
35	BA	2774	C	N3-C4-C5	-9.21	118.22	121.90
35	BA	602	G	N9-C4-C5	-9.20	101.72	105.40
23	AX	12	A	C5-C6-N1	9.20	122.30	117.70
1	AA	189(A)	C	C6-N1-C2	-9.20	116.62	120.30
35	BA	660	G	C4-C5-N7	-9.20	107.12	110.80
35	BA	1605	C	C2-N3-C4	9.20	124.50	119.90
35	BA	2373	G	C8-N9-C4	-9.20	102.72	106.40
1	AA	712	A	N1-C2-N3	9.20	133.90	129.30
35	BA	2177	C	N3-C4-C5	-9.20	118.22	121.90
35	BA	1548	C	C4-C5-C6	9.20	122.00	117.40
35	BA	2202	C	C6-N1-C2	-9.19	116.62	120.30
1	AA	37	U	C6-N1-C2	-9.19	115.49	121.00
1	AA	44	G	N3-C4-C5	-9.19	124.01	128.60
4	AD	187	ARG	NE-CZ-NH2	9.19	124.89	120.30
35	BA	2870	C	N3-C4-C5	9.19	125.57	121.90
1	AA	750	G	N9-C4-C5	-9.18	101.73	105.40

Continued on next page...

Continued from previous page...

Mol	Chain	Res	Type	Atoms	Z	Observed(°)	Ideal(°)
35	BA	1319	G	C2-N3-C4	-9.18	107.31	111.90
54	BW	37	ARG	NE-CZ-NH2	9.18	124.89	120.30
35	BA	2138	C	N1-C2-O2	9.18	124.41	118.90
1	AA	824	C	C5-C6-N1	-9.17	116.41	121.00
35	BA	654(N)	G	C5-C6-N1	-9.17	106.91	111.50
35	BA	2735	G	N9-C4-C5	-9.17	101.73	105.40
1	AA	511	C	N3-C4-C5	9.17	125.57	121.90
1	AA	849	C	C4-C5-C6	-9.17	112.82	117.40
1	AA	1273	G	C5-N7-C8	9.17	108.88	104.30
35	BA	1403	C	C4-C5-C6	-9.17	112.82	117.40
35	BA	438	G	C6-C5-N7	9.16	135.90	130.40
36	BB	108	U	C5-C4-O4	9.16	131.40	125.90
1	AA	942	G	C5-N7-C8	9.16	108.88	104.30
35	BA	405	U	N1-C2-O2	9.16	129.21	122.80
1	AA	1103	C	N3-C4-C5	9.16	125.56	121.90
1	AA	220	G	C5-C6-O6	-9.15	123.11	128.60
35	BA	972	G	C5-C6-N1	9.15	116.08	111.50
1	AA	1273	G	C4-C5-N7	-9.15	107.14	110.80
5	AE	150	ARG	NE-CZ-NH2	9.15	124.87	120.30
1	AA	986	A	C6-N1-C2	9.14	124.09	118.60
35	BA	1822	G	C8-N9-C4	-9.14	102.74	106.40
35	BA	397	G	N1-C6-O6	9.13	125.38	119.90
7	AG	111	ARG	NE-CZ-NH2	-9.13	115.74	120.30
1	AA	1357	A	C5-N7-C8	9.12	108.46	103.90
35	BA	1950	G	C4-C5-N7	-9.12	107.15	110.80
16	AP	8	ARG	NE-CZ-NH1	-9.12	115.74	120.30
35	BA	1260	G	N3-C2-N2	9.12	126.28	119.90
1	AA	114	U	C5-C6-N1	-9.12	118.14	122.70
35	BA	1464	C	C6-N1-C2	-9.12	116.65	120.30
35	BA	2157	G	C6-N1-C2	9.12	130.57	125.10
1	AA	22	G	N1-C6-O6	9.11	125.37	119.90
35	BA	176	G	C5-C6-N1	-9.11	106.94	111.50
35	BA	279	C	C4-C5-C6	9.11	121.95	117.40
1	AA	800	G	N1-C6-O6	9.11	125.36	119.90
35	BA	1740	G	C8-N9-C4	9.10	110.04	106.40
1	AA	89	C	C6-N1-C2	-9.10	116.66	120.30
35	BA	868	U	C5-C6-N1	9.10	127.25	122.70
1	AA	565	U	N3-C4-O4	-9.10	113.03	119.40
35	BA	1845	G	C8-N9-C4	-9.10	102.76	106.40
22	AV	1	C	C6-N1-C2	-9.09	116.66	120.30
35	BA	2606	C	C6-N1-C2	-9.09	116.66	120.30
1	AA	189	G	C5-C6-N1	-9.09	106.95	111.50

Continued on next page...

Continued from previous page...

Mol	Chain	Res	Type	Atoms	Z	Observed(°)	Ideal(°)
35	BA	668	G	C5-N7-C8	-9.09	99.75	104.30
35	BA	2558	C	C6-N1-C2	-9.09	116.66	120.30
35	BA	572	A	C2-N3-C4	9.09	115.14	110.60
35	BA	302	C	C5-C6-N1	-9.09	116.46	121.00
36	BB	119	G	N9-C4-C5	-9.09	101.77	105.40
35	BA	1850	G	C5-N7-C8	9.08	108.84	104.30
1	AA	968	A	C4-C5-C6	9.08	121.54	117.00
14	AN	29	ARG	NE-CZ-NH2	-9.08	115.76	120.30
35	BA	816	C	C6-N1-C2	9.08	123.93	120.30
35	BA	1089	G	N1-C6-O6	9.08	125.35	119.90
1	AA	1529	G	N7-C8-N9	9.08	117.64	113.10
4	AD	73	ARG	NE-CZ-NH2	-9.08	115.76	120.30
1	AA	1531	A	N1-C2-N3	9.07	133.84	129.30
35	BA	1916	A	N1-C2-N3	-9.07	124.77	129.30
1	AA	342	C	C6-N1-C2	-9.06	116.67	120.30
35	BA	2816	C	C2-N3-C4	-9.06	115.37	119.90
23	AX	14	A	C4-C5-C6	-9.06	112.47	117.00
35	BA	65	C	C4-C5-C6	9.05	121.93	117.40
35	BA	414	C	N3-C4-C5	-9.05	118.28	121.90
35	BA	52	A	C5-N7-C8	9.05	108.42	103.90
35	BA	239	U	C4-C5-C6	9.04	125.13	119.70
1	AA	309	G	C2-N3-C4	-9.04	107.38	111.90
35	BA	1047	G	C2-N3-C4	9.04	116.42	111.90
35	BA	478	A	C8-N9-C4	9.03	109.41	105.80
35	BA	1691	C	C6-N1-C2	9.03	123.91	120.30
35	BA	2805	G	C5-C6-N1	9.03	116.02	111.50
50	BS	89	ARG	NE-CZ-NH1	9.03	124.81	120.30
2	AB	82	ARG	NE-CZ-NH2	-9.03	115.79	120.30
35	BA	2403	C	N3-C4-C5	9.03	125.51	121.90
36	BB	66	A	N9-C4-C5	9.03	109.41	105.80
35	BA	685	A	N9-C4-C5	9.03	109.41	105.80
35	BA	271(R)	G	N9-C4-C5	9.02	109.01	105.40
35	BA	1440	G	N7-C8-N9	9.02	117.61	113.10
35	BA	2560	C	C5-C6-N1	9.02	125.51	121.00
35	BA	1994	C	C6-N1-C2	-9.02	116.69	120.30
36	BB	19	G	N9-C4-C5	-9.02	101.79	105.40
42	BH	69	ARG	NE-CZ-NH2	9.02	124.81	120.30
35	BA	996	A	C8-N9-C4	-9.01	102.19	105.80
1	AA	352	C	N1-C2-O2	-9.01	113.49	118.90
35	BA	664	C	O4'-C1'-N1	9.01	115.41	108.20
35	BA	2003	G	C8-N9-C4	-9.01	102.80	106.40
53	BV	83	ARG	NE-CZ-NH2	-9.01	115.80	120.30

Continued on next page...

Continued from previous page...

Mol	Chain	Res	Type	Atoms	Z	Observed(°)	Ideal(°)
1	AA	482	A	C8-N9-C4	9.01	109.40	105.80
35	BA	1860	G	C5-N7-C8	9.01	108.80	104.30
1	AA	1214	C	C5-C4-N4	9.00	126.50	120.20
35	BA	2370	G	C8-N9-C4	9.00	110.00	106.40
1	AA	1296	C	C6-N1-C2	-9.00	116.70	120.30
1	AA	30	U	C2-N3-C4	9.00	132.40	127.00
35	BA	858	U	C5-C6-N1	-9.00	118.20	122.70
35	BA	1039	G	N7-C8-N9	9.00	117.60	113.10
1	AA	242	C	C6-N1-C2	9.00	123.90	120.30
1	AA	546	G	C4-C5-N7	-8.99	107.20	110.80
1	AA	1033	G	C4-C5-N7	8.99	114.40	110.80
22	AV	18	G	C5-C6-O6	-8.99	123.20	128.60
1	AA	1457	G	N9-C1'-C2'	-8.99	102.11	112.00
1	AA	47	C	C5-C6-N1	8.99	125.49	121.00
35	BA	419	C	N1-C2-O2	8.99	124.29	118.90
1	AA	225	C	C4-C5-C6	-8.98	112.91	117.40
35	BA	2754	U	C5-C6-N1	-8.98	118.21	122.70
35	BA	1827	C	C6-N1-C2	-8.97	116.71	120.30
35	BA	452	G	N3-C2-N2	8.96	126.17	119.90
24	AY	212	TYR	CG-CD2-CE2	8.96	128.47	121.30
35	BA	1319	G	N3-C4-N9	-8.96	120.62	126.00
35	BA	541	C	C6-N1-C2	-8.96	116.72	120.30
49	BR	86	ARG	NE-CZ-NH1	-8.95	115.82	120.30
1	AA	396	G	C8-N9-C4	-8.95	102.82	106.40
22	AV	31	G	C2-N3-C4	8.95	116.37	111.90
1	AA	22	G	O4'-C1'-N9	-8.95	101.04	108.20
50	BS	15	ARG	NE-CZ-NH1	-8.95	115.83	120.30
4	AD	191	ARG	NE-CZ-NH1	-8.95	115.83	120.30
35	BA	660	G	C6-C5-N7	8.94	135.77	130.40
35	BA	80	G	N1-C6-O6	8.94	125.27	119.90
1	AA	667	G	C6-N1-C2	-8.94	119.74	125.10
1	AA	247	G	C5-C6-O6	8.94	133.96	128.60
1	AA	1397	C	C5-C6-N1	-8.94	116.53	121.00
35	BA	2442	C	C2-N3-C4	8.93	124.37	119.90
35	BA	2730	C	O4'-C1'-N1	-8.93	101.06	108.20
35	BA	717	G	C5-C6-N1	-8.93	107.03	111.50
35	BA	1369	G	C5-C6-O6	8.93	133.96	128.60
35	BA	1496	A	N1-C2-N3	8.93	133.76	129.30
35	BA	2281	C	N3-C4-C5	-8.92	118.33	121.90
1	AA	869	G	N3-C4-N9	-8.92	120.65	126.00
11	AK	91	ARG	NE-CZ-NH1	-8.92	115.84	120.30
35	BA	1698	A	C8-N9-C4	8.91	109.36	105.80

Continued on next page...

Continued from previous page...

Mol	Chain	Res	Type	Atoms	Z	Observed(°)	Ideal(°)
35	BA	1764	G	C8-N9-C4	-8.91	102.83	106.40
35	BA	2495	G	C5-N7-C8	-8.91	99.84	104.30
35	BA	413	C	N3-C4-C5	8.91	125.46	121.90
35	BA	2845	G	C2-N3-C4	-8.91	107.45	111.90
35	BA	651	G	O4'-C1'-N9	-8.91	101.08	108.20
24	AY	484	ARG	NE-CZ-NH1	-8.90	115.85	120.30
35	BA	567	A	C6-N1-C2	-8.90	113.26	118.60
24	AY	628	ARG	NE-CZ-NH2	-8.90	115.85	120.30
35	BA	1229	G	N7-C8-N9	8.90	117.55	113.10
35	BA	1315	C	C5-C6-N1	-8.90	116.55	121.00
35	BA	463	G	N3-C2-N2	8.90	126.13	119.90
1	AA	1170	A	N7-C8-N9	-8.90	109.35	113.80
35	BA	1624	G	N3-C4-N9	-8.90	120.66	126.00
35	BA	2132	U	O4'-C1'-N1	8.90	115.32	108.20
35	BA	252	G	C4-C5-N7	-8.89	107.24	110.80
35	BA	610	G	C5-N7-C8	-8.89	99.85	104.30
35	BA	2073	C	C6-N1-C2	-8.89	116.74	120.30
1	AA	629	G	N7-C8-N9	-8.89	108.66	113.10
3	AC	190	ARG	NE-CZ-NH2	-8.89	115.86	120.30
22	AV	66	C	C6-N1-C2	8.89	123.86	120.30
35	BA	1526	G	C4-C5-N7	8.89	114.36	110.80
35	BA	2681	C	C2-N3-C4	-8.89	115.46	119.90
35	BA	390	A	N9-C4-C5	8.88	109.35	105.80
1	AA	1089	G	C5-N7-C8	8.88	108.74	104.30
35	BA	2778	A	C3'-C2'-C1'	8.88	108.60	101.50
35	BA	1457	A	C4-C5-C6	8.87	121.44	117.00
46	BO	23	ARG	NE-CZ-NH1	-8.87	115.86	120.30
35	BA	1605	C	C4-C5-C6	-8.87	112.97	117.40
35	BA	2569	G	N7-C8-N9	-8.87	108.67	113.10
35	BA	2730	C	N1-C2-O2	8.87	124.22	118.90
1	AA	915	A	C2-N3-C4	-8.87	106.17	110.60
35	BA	2565	A	C2-N3-C4	-8.86	106.17	110.60
35	BA	2475	C	C6-N1-C2	8.86	123.84	120.30
1	AA	1156	G	N3-C4-C5	-8.86	124.17	128.60
35	BA	438	G	C5-N7-C8	8.86	108.73	104.30
1	AA	1151	A	N9-C4-C5	-8.86	102.26	105.80
35	BA	1401	G	N1-C6-O6	8.86	125.21	119.90
35	BA	2602	A	C2-N3-C4	-8.86	106.17	110.60
37	BC	165	ARG	NE-CZ-NH1	-8.86	115.87	120.30
1	AA	1524	C	C6-N1-C2	8.85	123.84	120.30
1	AA	905	U	C5-C6-N1	-8.85	118.28	122.70
35	BA	326	G	N7-C8-N9	8.85	117.53	113.10

Continued on next page...

Continued from previous page...

Mol	Chain	Res	Type	Atoms	Z	Observed(°)	Ideal(°)
1	AA	812	C	O4'-C1'-N1	8.85	115.28	108.20
35	BA	1421	G	C5-N7-C8	-8.85	99.88	104.30
35	BA	1964	G	O4'-C1'-N9	-8.84	101.13	108.20
35	BA	2015	A	C5-C6-N1	8.84	122.12	117.70
1	AA	708	C	C6-N1-C2	-8.84	116.76	120.30
35	BA	1301	A	N7-C8-N9	8.84	118.22	113.80
35	BA	2761	G	N3-C4-N9	8.84	131.30	126.00
1	AA	27	G	C4-C5-N7	-8.84	107.27	110.80
35	BA	1567	A	N1-C2-N3	8.84	133.72	129.30
35	BA	2864	G	C4'-C3'-C2'	-8.84	93.76	102.60
35	BA	1338	G	C5-C6-O6	-8.83	123.30	128.60
35	BA	2707	G	C5-N7-C8	8.83	108.72	104.30
1	AA	984	C	C2-N3-C4	-8.83	115.48	119.90
47	BP	61	ARG	NE-CZ-NH2	-8.83	115.89	120.30
35	BA	2363	C	N3-C4-C5	-8.83	118.37	121.90
36	BB	34	U	C5-C4-O4	8.83	131.20	125.90
34	B9	24	TYR	CB-CG-CD1	8.82	126.29	121.00
35	BA	271(P)	C	N3-C2-O2	-8.82	115.73	121.90
35	BA	1034	G	N3-C4-C5	8.82	133.01	128.60
1	AA	1299	A	C2-N3-C4	-8.82	106.19	110.60
35	BA	1429	G	C5-N7-C8	-8.82	99.89	104.30
1	AA	1472	U	C4-C5-C6	8.81	124.98	119.70
35	BA	1462	C	C2-N3-C4	-8.81	115.50	119.90
35	BA	2636	U	C5-C4-O4	-8.81	120.61	125.90
35	BA	438	G	C4-C5-N7	-8.80	107.28	110.80
35	BA	2494	G	C6-C5-N7	-8.81	125.12	130.40
35	BA	1149	G	N9-C4-C5	8.80	108.92	105.40
1	AA	318	G	N9-C4-C5	8.80	108.92	105.40
35	BA	1583	A	N1-C2-N3	8.80	133.70	129.30
1	AA	946	A	N9-C4-C5	-8.80	102.28	105.80
35	BA	1722	A	N7-C8-N9	8.80	118.20	113.80
1	AA	942	G	N7-C8-N9	-8.79	108.70	113.10
1	AA	1189	C	C5-C4-N4	-8.80	114.04	120.20
35	BA	445	C	N3-C4-N4	8.79	124.15	118.00
35	BA	643	A	C8-N9-C4	-8.79	102.28	105.80
35	BA	873	G	N9-C4-C5	8.79	108.92	105.40
35	BA	2254	C	C4-C5-C6	8.79	121.79	117.40
1	AA	28	G	N9-C4-C5	-8.78	101.89	105.40
1	AA	200	G	N7-C8-N9	8.78	117.49	113.10
35	BA	566	U	N3-C2-O2	-8.78	116.06	122.20
35	BA	1686	C	C4-C5-C6	-8.78	113.01	117.40
43	BK	79	ARG	NE-CZ-NH2	-8.78	115.91	120.30

Continued on next page...

Continued from previous page...

Mol	Chain	Res	Type	Atoms	Z	Observed(°)	Ideal(°)
1	AA	1388	C	N3-C2-O2	-8.78	115.76	121.90
15	AO	35	ARG	NE-CZ-NH2	-8.78	115.91	120.30
35	BA	1229	G	C8-N9-C4	-8.78	102.89	106.40
35	BA	2028	U	C2-N3-C4	8.78	132.27	127.00
35	BA	2658	C	N3-C2-O2	-8.78	115.76	121.90
35	BA	372	G	C6-N1-C2	-8.78	119.83	125.10
35	BA	1580	A	C5-C6-N1	8.78	122.09	117.70
1	AA	279	A	N9-C4-C5	8.77	109.31	105.80
1	AA	1033	G	N3-C4-C5	8.77	132.99	128.60
22	AV	6	G	C4-C5-N7	8.77	114.31	110.80
1	AA	1242	C	C4-C5-C6	8.77	121.78	117.40
35	BA	801	G	C5-C6-N1	8.77	115.88	111.50
35	BA	564	C	N3-C4-C5	-8.76	118.39	121.90
35	BA	2659	G	C2-N3-C4	8.76	116.28	111.90
1	AA	128	G	C8-N9-C4	-8.76	102.90	106.40
1	AA	543	C	N3-C4-C5	8.76	125.40	121.90
1	AA	588	G	N3-C4-N9	8.76	131.25	126.00
35	BA	1900	A	C2-N3-C4	-8.75	106.22	110.60
1	AA	274	A	C5-C6-N1	8.75	122.08	117.70
35	BA	786	C	O4'-C1'-N1	8.75	115.20	108.20
1	AA	1300	G	N3-C4-C5	-8.75	124.22	128.60
1	AA	1424	C	C4-C5-C6	8.75	121.78	117.40
35	BA	1765	C	C2-N3-C4	-8.74	115.53	119.90
10	AJ	29	ARG	NE-CZ-NH2	-8.74	115.93	120.30
36	BB	39	A	C4-C5-C6	-8.74	112.63	117.00
1	AA	1419	G	N1-C6-O6	8.74	125.14	119.90
1	AA	1149	C	C5-C4-N4	8.73	126.31	120.20
35	BA	558	G	N7-C8-N9	-8.73	108.73	113.10
1	AA	1300	G	C4-C5-N7	-8.73	107.31	110.80
1	AA	1031	G	C5-C6-O6	8.73	133.84	128.60
35	BA	1569	A	C2-N3-C4	-8.73	106.24	110.60
35	BA	1541	G	C2-N3-C4	-8.72	107.54	111.90
35	BA	1411	C	C5-C6-N1	-8.72	116.64	121.00
35	BA	317	G	N3-C4-C5	8.72	132.96	128.60
16	AP	39	TYR	CB-CG-CD2	-8.72	115.77	121.00
35	BA	174	C	C4-C5-C6	-8.72	113.04	117.40
35	BA	926	A	C2-N3-C4	8.71	114.96	110.60
35	BA	2656	U	C6-N1-C2	-8.72	115.77	121.00
2	AB	153	ARG	NE-CZ-NH2	8.71	124.66	120.30
35	BA	1850	G	N7-C8-N9	-8.71	108.74	113.10
35	BA	1748	G	N1-C6-O6	8.71	125.13	119.90
35	BA	739	G	C4-C5-N7	8.71	114.28	110.80

Continued on next page...

Continued from previous page...

Mol	Chain	Res	Type	Atoms	Z	Observed(°)	Ideal(°)
12	AL	19	ARG	NE-CZ-NH1	-8.71	115.95	120.30
35	BA	2334	G	N9-C4-C5	-8.70	101.92	105.40
35	BA	2568	C	N3-C4-N4	8.70	124.09	118.00
35	BA	2112	G	C5-N7-C8	-8.70	99.95	104.30
35	BA	879	G	C5-C6-O6	8.70	133.82	128.60
35	BA	1895	C	C5-C6-N1	-8.70	116.65	121.00
35	BA	2688	U	N1-C2-N3	8.70	120.12	114.90
1	AA	238	G	N7-C8-N9	-8.69	108.75	113.10
22	AV	43	A	N9-C4-C5	8.70	109.28	105.80
35	BA	123	G	C2-N3-C4	-8.69	107.55	111.90
35	BA	793	A	N1-C2-N3	8.70	133.65	129.30
1	AA	298	A	C5-C6-N1	8.69	122.05	117.70
35	BA	2838	G	C8-N9-C4	-8.69	102.92	106.40
35	BA	1363	C	N3-C4-C5	-8.69	118.42	121.90
35	BA	2787	C	C6-N1-C2	-8.69	116.83	120.30
35	BA	1742	G	C4-C5-N7	8.69	114.27	110.80
1	AA	278	G	N7-C8-N9	-8.68	108.76	113.10
1	AA	1213	A	C4-C5-N7	-8.68	106.36	110.70
35	BA	1403	C	N3-C4-C5	8.68	125.37	121.90
35	BA	2199	A	N7-C8-N9	8.68	118.14	113.80
35	BA	271(U)	G	N1-C2-N3	-8.68	118.69	123.90
35	BA	741	G	N3-C4-N9	8.67	131.20	126.00
1	AA	571	U	C5-C6-N1	-8.67	118.37	122.70
35	BA	44	G	C2-N3-C4	-8.67	107.57	111.90
35	BA	2032	G	N7-C8-N9	8.67	117.43	113.10
36	BB	97	G	C4-C5-N7	-8.67	107.33	110.80
1	AA	883	C	C5-C6-N1	-8.66	116.67	121.00
35	BA	191	A	C6-N1-C2	-8.66	113.40	118.60
35	BA	317	G	C4-C5-C6	-8.66	113.60	118.80
45	BN	97	ARG	NE-CZ-NH2	-8.66	115.97	120.30
35	BA	2171	A	N9-C4-C5	-8.66	102.33	105.80
35	BA	34	C	N3-C4-C5	8.66	125.36	121.90
1	AA	371	G	N1-C6-O6	-8.66	114.71	119.90
35	BA	1644	C	C4-C5-C6	8.66	121.73	117.40
1	AA	616	G	C5-N7-C8	-8.65	99.97	104.30
35	BA	1291	C	C4-C5-C6	8.65	121.73	117.40
1	AA	1500	A	N9-C4-C5	8.65	109.26	105.80
3	AC	203	PHE	CB-CG-CD1	-8.65	114.74	120.80
35	BA	271(A)	A	N1-C6-N6	-8.65	113.41	118.60
35	BA	1488	G	C6-C5-N7	-8.65	125.21	130.40
13	AM	94	ARG	NE-CZ-NH2	-8.65	115.98	120.30
22	AV	76	A	N1-C6-N6	8.65	123.79	118.60

Continued on next page...

Continued from previous page...

Mol	Chain	Res	Type	Atoms	Z	Observed(°)	Ideal(°)
35	BA	1998	G	C5-N7-C8	-8.65	99.98	104.30
35	BA	2866	U	O4'-C1'-N1	8.65	115.12	108.20
35	BA	2005	A	N1-C2-N3	8.64	133.62	129.30
35	BA	280	C	N3-C4-C5	8.64	125.36	121.90
35	BA	888	C	N3-C4-C5	-8.64	118.44	121.90
35	BA	1558	A	C8-N9-C4	-8.64	102.34	105.80
35	BA	2032	G	C8-N9-C4	-8.64	102.94	106.40
39	BE	37	ARG	NE-CZ-NH1	-8.63	115.98	120.30
35	BA	1562	A	N9-C4-C5	-8.63	102.35	105.80
35	BA	2058	A	C4-C5-C6	8.63	121.32	117.00
35	BA	1330	C	N1-C2-O2	-8.63	113.72	118.90
35	BA	2152	G	C4-C5-N7	8.63	114.25	110.80
1	AA	119	A	N1-C2-N3	-8.63	124.99	129.30
35	BA	543	C	O4'-C1'-N1	-8.63	101.30	108.20
35	BA	2856	C	N3-C4-C5	-8.63	118.45	121.90
9	AI	92	TYR	CB-CG-CD1	-8.62	115.83	121.00
36	BB	79	C	C5-C6-N1	-8.62	116.69	121.00
1	AA	1192	C	N3-C4-C5	8.62	125.35	121.90
1	AA	726	C	C6-N1-C2	-8.61	116.86	120.30
35	BA	1303	G	C5-C6-O6	8.61	133.77	128.60
50	BS	23	ARG	NE-CZ-NH2	8.61	124.61	120.30
35	BA	2660	A	C5-N7-C8	-8.61	99.59	103.90
1	AA	301	G	N7-C8-N9	8.61	117.40	113.10
1	AA	487	A	N1-C2-N3	-8.61	125.00	129.30
35	BA	2198	A	C8-N9-C4	-8.61	102.36	105.80
35	BA	785	G	N7-C8-N9	8.61	117.40	113.10
35	BA	2253	G	N3-C2-N2	8.60	125.92	119.90
35	BA	603	A	N9-C4-C5	-8.60	102.36	105.80
1	AA	913	A	N7-C8-N9	8.60	118.10	113.80
1	AA	1287	A	N7-C8-N9	8.60	118.10	113.80
35	BA	801	G	N9-C4-C5	-8.60	101.96	105.40
35	BA	2821	A	N1-C2-N3	8.60	133.60	129.30
35	BA	471	A	C2-N3-C4	8.60	114.90	110.60
35	BA	140	G	N3-C2-N2	-8.59	113.89	119.90
35	BA	1276	A	C5-C6-N1	8.58	121.99	117.70
35	BA	372	G	N3-C2-N2	-8.58	113.89	119.90
35	BA	1996	C	C6-N1-C2	-8.58	116.87	120.30
1	AA	1397	C	C6-N1-C2	8.58	123.73	120.30
35	BA	1477	A	C8-N9-C4	-8.58	102.37	105.80
35	BA	2055	C	C4-C5-C6	8.58	121.69	117.40
56	BY	23	ARG	NE-CZ-NH2	-8.58	116.01	120.30
14	AN	3	ARG	NE-CZ-NH2	-8.57	116.01	120.30

Continued on next page...

Continued from previous page...

Mol	Chain	Res	Type	Atoms	Z	Observed(°)	Ideal(°)
35	BA	2844	G	N7-C8-N9	-8.57	108.81	113.10
1	AA	58	C	C4-C5-C6	8.57	121.69	117.40
35	BA	614(B)	G	C4-C5-N7	-8.57	107.37	110.80
1	AA	140	A	O4'-C1'-N9	8.56	115.05	108.20
1	AA	1492	A	C8-N9-C4	8.56	109.22	105.80
27	B2	59	ARG	NE-CZ-NH1	-8.56	116.02	120.30
35	BA	2586	C	C5-C6-N1	8.56	125.28	121.00
1	AA	1417	G	C5-C6-O6	-8.56	123.46	128.60
35	BA	1237	A	N9-C1'-C2'	8.56	125.13	114.00
35	BA	2572	A	C2-N3-C4	8.56	114.88	110.60
1	AA	337	C	N1-C2-O2	-8.55	113.77	118.90
35	BA	1331	A	N1-C2-N3	8.55	133.58	129.30
1	AA	1406	U	C5-C6-N1	-8.55	118.42	122.70
35	BA	1689	A	C5-C6-N1	8.55	121.98	117.70
35	BA	2561	A	C4-C5-N7	-8.55	106.42	110.70
35	BA	748	G	C2-N3-C4	-8.55	107.62	111.90
35	BA	1985	G	C8-N9-C4	8.55	109.82	106.40
35	BA	1959	G	C4-C5-N7	8.55	114.22	110.80
35	BA	2199	A	N1-C6-N6	-8.54	113.47	118.60
35	BA	654(Q)	C	C5-C6-N1	8.54	125.27	121.00
35	BA	2373	G	C2-N3-C4	8.54	116.17	111.90
1	AA	178	C	C6-N1-C2	-8.53	116.89	120.30
1	AA	1392	G	C5-N7-C8	-8.53	100.03	104.30
24	AY	439	ARG	NE-CZ-NH2	-8.53	116.03	120.30
35	BA	1826	G	C4-C5-N7	-8.53	107.39	110.80
1	AA	1519	A	C8-N9-C4	-8.53	102.39	105.80
35	BA	2690	C	N1-C2-O2	8.53	124.02	118.90
35	BA	2727	G	N3-C4-C5	-8.52	124.34	128.60
1	AA	1529	G	C4-C5-N7	-8.52	107.39	110.80
17	AQ	91	ARG	NE-CZ-NH2	-8.52	116.04	120.30
35	BA	1507	A	C4-C5-N7	8.52	114.96	110.70
1	AA	352	C	C2-N3-C4	-8.52	115.64	119.90
35	BA	2685	G	O4'-C1'-N9	8.52	115.01	108.20
35	BA	2875	C	C6-N1-C2	-8.52	116.89	120.30
1	AA	60	A	N1-C6-N6	-8.52	113.49	118.60
35	BA	383	U	C5-C6-N1	-8.52	118.44	122.70
35	BA	1031	G	C4-C5-N7	-8.52	107.39	110.80
13	AM	104	ARG	NE-CZ-NH2	8.51	124.56	120.30
35	BA	543	C	C6-N1-C2	-8.51	116.89	120.30
35	BA	1888	G	C8-N9-C4	8.51	109.81	106.40
1	AA	495	A	N1-C6-N6	-8.51	113.49	118.60
1	AA	775	G	N7-C8-N9	8.51	117.36	113.10

Continued on next page...

Continued from previous page...

Mol	Chain	Res	Type	Atoms	Z	Observed(°)	Ideal(°)
17	AQ	91	ARG	NE-CZ-NH1	8.51	124.56	120.30
35	BA	2011	U	C5-C4-O4	-8.51	120.79	125.90
35	BA	351	G	C8-N9-C4	-8.51	103.00	106.40
35	BA	413	C	C2-N3-C4	-8.50	115.65	119.90
36	BB	116	G	C6-N1-C2	8.50	130.20	125.10
35	BA	262	A	N1-C6-N6	8.49	123.70	118.60
1	AA	482	A	N7-C8-N9	-8.49	109.56	113.80
35	BA	2045	C	C6-N1-C2	-8.49	116.91	120.30
1	AA	1281	U	O4'-C1'-N1	8.48	114.99	108.20
35	BA	272(F)	C	C6-N1-C2	8.48	123.69	120.30
35	BA	2130	U	N3-C4-O4	8.48	125.34	119.40
1	AA	1061	G	N3-C4-C5	8.48	132.84	128.60
35	BA	631	A	N1-C2-N3	-8.48	125.06	129.30
1	AA	1173	G	C2-N3-C4	-8.48	107.66	111.90
35	BA	625	G	C4-C5-N7	-8.47	107.41	110.80
35	BA	2048	G	C8-N9-C4	-8.47	103.01	106.40
1	AA	27	G	N3-C4-C5	-8.47	124.36	128.60
35	BA	143(A)	C	N3-C4-C5	-8.47	118.51	121.90
35	BA	454	A	O4'-C1'-N9	-8.47	101.43	108.20
35	BA	1325	G	N1-C2-N3	-8.47	118.82	123.90
35	BA	2574	G	C5-C6-N1	8.46	115.73	111.50
1	AA	392	G	C6-C5-N7	-8.46	125.32	130.40
13	AM	55	ARG	NE-CZ-NH1	8.46	124.53	120.30
35	BA	48	G	N3-C4-N9	8.46	131.08	126.00
35	BA	1888	G	C4-C5-N7	-8.46	107.42	110.80
35	BA	1260	G	N1-C2-N3	-8.46	118.82	123.90
12	AL	97	ARG	NE-CZ-NH2	-8.46	116.07	120.30
35	BA	1283	G	C2-N3-C4	8.45	116.13	111.90
1	AA	795	C	N3-C4-C5	8.45	125.28	121.90
1	AA	1498	U	O4'-C1'-N1	-8.45	101.44	108.20
35	BA	1631(A)	A	N9-C4-C5	8.45	109.18	105.80
57	BZ	99	TYR	CB-CG-CD1	8.45	126.07	121.00
1	AA	403	C	C5-C6-N1	-8.45	116.78	121.00
26	B1	21	ARG	NE-CZ-NH1	-8.45	116.08	120.30
35	BA	1538	G	N9-C4-C5	-8.45	102.02	105.40
1	AA	1034	G	O4'-C1'-N9	8.45	114.96	108.20
35	BA	372	G	N1-C6-O6	-8.45	114.83	119.90
35	BA	549	G	C5-C6-O6	-8.45	123.53	128.60
35	BA	564	C	C5-C6-N1	-8.45	116.78	121.00
36	BB	92	C	N3-C4-C5	-8.44	118.52	121.90
1	AA	792	A	N1-C2-N3	-8.44	125.08	129.30
1	AA	1531	A	N7-C8-N9	8.44	118.02	113.80

Continued on next page...

Continued from previous page...

Mol	Chain	Res	Type	Atoms	Z	Observed(°)	Ideal(°)
36	BB	85	G	C8-N9-C4	-8.44	103.02	106.40
22	AV	49	G	N7-C8-N9	8.44	117.32	113.10
35	BA	235	U	C5-C4-O4	-8.44	120.84	125.90
35	BA	2473	U	C5-C6-N1	8.44	126.92	122.70
1	AA	1430	C	O4'-C1'-N1	8.44	114.95	108.20
1	AA	40	C	C5-C4-N4	-8.43	114.30	120.20
35	BA	1431	U	C5-C6-N1	-8.43	118.48	122.70
35	BA	2517	C	C4-C5-C6	-8.43	113.18	117.40
35	BA	1562	A	C8-N9-C4	8.43	109.17	105.80
35	BA	336	C	C2-N3-C4	-8.42	115.69	119.90
35	BA	874	G	C6-N1-C2	8.42	130.15	125.10
36	BB	90	A	N9-C4-C5	8.42	109.17	105.80
35	BA	2590	A	C2-N3-C4	8.42	114.81	110.60
36	BB	73	A	N7-C8-N9	8.42	118.01	113.80
1	AA	115	G	C2'-C3'-O3'	8.41	128.01	109.50
9	AI	75	ASP	CB-CG-OD1	-8.41	110.73	118.30
35	BA	65	C	C5-C6-N1	-8.41	116.79	121.00
35	BA	1744	C	C4-C5-C6	-8.41	113.19	117.40
35	BA	13	A	N7-C8-N9	8.41	118.00	113.80
1	AA	1420	C	C5-C6-N1	8.41	125.20	121.00
35	BA	654(M)	C	C6-N1-C2	-8.41	116.94	120.30
35	BA	1882	C	C5-C6-N1	-8.41	116.80	121.00
35	BA	2218	U	C5-C6-N1	8.40	126.90	122.70
50	BS	17	ARG	NE-CZ-NH1	-8.40	116.10	120.30
35	BA	1225	G	C5-C6-O6	-8.40	123.56	128.60
35	BA	1276	A	N1-C6-N6	-8.40	113.56	118.60
1	AA	1104	G	N3-C4-C5	8.40	132.80	128.60
35	BA	1900	A	C4-C5-C6	-8.39	112.80	117.00
1	AA	1311	G	N3-C4-C5	8.39	132.80	128.60
35	BA	2409	G	N9-C4-C5	-8.39	102.04	105.40
35	BA	1406	U	C4-C5-C6	-8.39	114.67	119.70
1	AA	868	C	C6-N1-C2	-8.39	116.94	120.30
1	AA	512	U	N1-C2-O2	-8.39	116.93	122.80
35	BA	271(R)	G	N3-C4-C5	-8.39	124.41	128.60
35	BA	1413	G	N9-C4-C5	-8.39	102.05	105.40
35	BA	1345	C	C6-N1-C2	8.38	123.65	120.30
35	BA	2389	G	N1-C2-N3	8.38	128.93	123.90
1	AA	1334	G	N9-C4-C5	8.38	108.75	105.40
1	AA	1498	U	C2'-C3'-O3'	8.38	127.94	109.50
35	BA	862	G	N9-C4-C5	-8.38	102.05	105.40
35	BA	792	G	N3-C4-C5	-8.38	124.41	128.60
1	AA	37	U	C5-C6-N1	8.38	126.89	122.70

Continued on next page...

Continued from previous page...

Mol	Chain	Res	Type	Atoms	Z	Observed(°)	Ideal(°)
35	BA	1118	C	C6-N1-C2	-8.38	116.95	120.30
35	BA	1190	G	C4-C5-N7	8.38	114.15	110.80
35	BA	1575	C	C6-N1-C2	-8.38	116.95	120.30
35	BA	1659	U	C5-C6-N1	8.38	126.89	122.70
35	BA	113	G	N3-C4-C5	8.38	132.79	128.60
35	BA	963	U	C1'-O4'-C4'	-8.38	103.20	109.90
1	AA	342	C	C5-C6-N1	8.37	125.19	121.00
1	AA	958	A	C2-N3-C4	8.37	114.79	110.60
35	BA	2876	G	C5-C6-N1	-8.38	107.31	111.50
35	BA	2491	U	C4-C5-C6	-8.37	114.68	119.70
23	AX	11	U	C5-C6-N1	-8.37	118.52	122.70
35	BA	449	A	N1-C2-N3	-8.37	125.12	129.30
35	BA	1188	U	C1'-O4'-C4'	-8.37	103.21	109.90
1	AA	1288	A	C4-C5-C6	-8.37	112.82	117.00
35	BA	2397	G	N1-C2-N3	8.37	128.92	123.90
35	BA	861	A	C5-C6-N1	8.36	121.88	117.70
35	BA	1772	G	C5-N7-C8	-8.36	100.12	104.30
1	AA	423	G	C2-N3-C4	8.36	116.08	111.90
24	AY	538	TYR	CB-CG-CD2	-8.36	115.98	121.00
35	BA	1513	C	C2-N3-C4	8.36	124.08	119.90
1	AA	968	A	C8-N9-C4	-8.36	102.46	105.80
35	BA	1932	A	N9-C4-C5	8.36	109.14	105.80
1	AA	527	G	C8-N9-C4	-8.36	103.06	106.40
36	BB	32	C	N3-C4-C5	8.36	125.24	121.90
22	AV	51	C	C2-N3-C4	8.35	124.08	119.90
35	BA	2198	A	N9-C4-C5	8.35	109.14	105.80
1	AA	1170	A	C8-N9-C4	8.35	109.14	105.80
35	BA	38	A	C8-N9-C4	8.34	109.14	105.80
35	BA	1781	C	N3-C2-O2	-8.34	116.06	121.90
35	BA	1895	C	C4-C5-C6	8.34	121.57	117.40
1	AA	218	C	O4'-C1'-N1	-8.34	101.53	108.20
1	AA	1203	C	C6-N1-C2	8.34	123.64	120.30
22	AV	68	C	C6-N1-C2	-8.34	116.96	120.30
35	BA	2021	C	C5-C6-N1	8.34	125.17	121.00
36	BB	67	G	N1-C6-O6	8.34	124.90	119.90
1	AA	1063	C	C4-C5-C6	-8.34	113.23	117.40
35	BA	2229	C	C5-C6-N1	-8.34	116.83	121.00
35	BA	2606	C	C4-C5-C6	-8.34	113.23	117.40
1	AA	189(A)	C	C4-C5-C6	8.34	121.57	117.40
36	BB	11	C	C4-C5-C6	-8.34	113.23	117.40
22	AV	18	G	C5-N7-C8	-8.33	100.13	104.30
1	AA	323	U	C5-C4-O4	-8.33	120.90	125.90

Continued on next page...

Continued from previous page...

Mol	Chain	Res	Type	Atoms	Z	Observed(°)	Ideal(°)
1	AA	441	A	C2-N3-C4	8.33	114.77	110.60
22	AV	16	C	C6-N1-C2	8.33	123.63	120.30
35	BA	700	G	C5-C6-O6	8.33	133.60	128.60
36	BB	29	A	C5-C6-N6	-8.33	117.04	123.70
35	BA	432	A	C6-N1-C2	8.32	123.59	118.60
35	BA	2283	C	N3-C4-C5	-8.32	118.57	121.90
35	BA	881	G	C8-N9-C4	8.32	109.73	106.40
1	AA	382	A	C5-N7-C8	8.32	108.06	103.90
35	BA	689	A	N1-C2-N3	-8.32	125.14	129.30
1	AA	61	G	N7-C8-N9	8.32	117.26	113.10
1	AA	1097	C	C6-N1-C2	-8.32	116.97	120.30
35	BA	1005	C	C2-N3-C4	-8.32	115.74	119.90
1	AA	159	G	C5-C6-N1	8.31	115.66	111.50
35	BA	21	A	C4-C5-N7	-8.31	106.54	110.70
1	AA	1086	U	N3-C4-C5	8.31	119.59	114.60
35	BA	1389	G	C4-C5-N7	-8.31	107.48	110.80
35	BA	1799	G	C2'-C3'-O3'	8.31	127.78	109.50
35	BA	2373	G	C5-C6-O6	8.31	133.59	128.60
1	AA	735	C	C2-N3-C4	-8.31	115.75	119.90
2	AB	153	ARG	NE-CZ-NH1	-8.31	116.15	120.30
35	BA	1467	C	C5-C6-N1	8.31	125.15	121.00
40	BF	18	ARG	NE-CZ-NH2	8.31	124.45	120.30
29	B4	42	PHE	CB-CG-CD2	-8.30	114.99	120.80
38	BD	103	ARG	NE-CZ-NH2	-8.30	116.15	120.30
1	AA	1414	U	O4'-C1'-N1	8.30	114.84	108.20
35	BA	980	A	N7-C8-N9	8.30	117.95	113.80
1	AA	244	U	C5-C4-O4	-8.29	120.92	125.90
1	AA	537	G	C2-N3-C4	8.29	116.05	111.90
35	BA	545	C	C5-C6-N1	8.29	125.15	121.00
35	BA	615	G	N1-C6-O6	8.29	124.88	119.90
35	BA	2811	G	C4-C5-N7	8.29	114.12	110.80
35	BA	272(B)	G	N3-C4-C5	8.29	132.74	128.60
35	BA	1142(A)	A	N9-C4-C5	-8.29	102.48	105.80
35	BA	2094	G	C5-C6-N1	8.29	115.64	111.50
1	AA	127	G	N1-C6-O6	-8.29	114.93	119.90
35	BA	1545	A	C8-N9-C4	-8.29	102.49	105.80
35	BA	1711	C	C2-N3-C4	-8.29	115.76	119.90
35	BA	2241	A	N7-C8-N9	-8.29	109.66	113.80
6	AF	71	ARG	NE-CZ-NH1	8.28	124.44	120.30
35	BA	2306	C	C2-N3-C4	8.28	124.04	119.90
35	BA	2754	U	C4-C5-C6	8.28	124.67	119.70
35	BA	2136	C	C2-N3-C4	8.28	124.04	119.90

Continued on next page...

Continued from previous page...

Mol	Chain	Res	Type	Atoms	Z	Observed(°)	Ideal(°)
1	AA	1273	G	N7-C8-N9	-8.28	108.96	113.10
35	BA	119	A	N1-C2-N3	8.28	133.44	129.30
35	BA	950	G	N1-C6-O6	-8.28	114.93	119.90
35	BA	540	C	N1-C2-O2	8.28	123.86	118.90
35	BA	1327	C	C6-N1-C2	-8.28	116.99	120.30
36	BB	29	A	N1-C6-N6	8.28	123.57	118.60
1	AA	1031	G	N7-C8-N9	-8.27	108.96	113.10
35	BA	327	G	C5-C6-N1	-8.27	107.36	111.50
35	BA	2082	A	C8-N9-C4	-8.27	102.49	105.80
35	BA	446	G	C5-C6-O6	8.27	133.56	128.60
35	BA	1302	A	N7-C8-N9	8.27	117.94	113.80
35	BA	2662	A	C2-N3-C4	-8.27	106.46	110.60
1	AA	246	A	N7-C8-N9	8.27	117.94	113.80
4	AD	47	ARG	NE-CZ-NH2	-8.27	116.17	120.30
35	BA	2094	G	C5-C6-O6	-8.27	123.64	128.60
35	BA	2856	C	C4-C5-C6	8.27	121.53	117.40
1	AA	1288	A	N3-C4-N9	-8.27	120.79	127.40
1	AA	39	G	C5-C6-O6	8.26	133.56	128.60
35	BA	1894	C	N3-C4-C5	8.26	125.21	121.90
1	AA	752	G	N3-C4-N9	8.26	130.96	126.00
1	AA	1319	A	N9-C4-C5	-8.26	102.50	105.80
28	B3	3	ARG	NE-CZ-NH1	-8.26	116.17	120.30
35	BA	271(Z)	C	C5-C4-N4	-8.26	114.42	120.20
35	BA	1006	C	N1-C2-O2	8.26	123.86	118.90
54	BW	8	ARG	NE-CZ-NH1	-8.26	116.17	120.30
35	BA	1998	G	C4-C5-N7	8.26	114.10	110.80
1	AA	1270	C	C6-N1-C2	8.26	123.60	120.30
1	AA	461	A	N7-C8-N9	8.25	117.93	113.80
1	AA	916	G	N1-C2-N3	-8.25	118.95	123.90
35	BA	2396	G	C5-N7-C8	8.25	108.43	104.30
35	BA	1505	C	C6-N1-C2	-8.25	117.00	120.30
1	AA	72	C	N3-C4-C5	-8.25	118.60	121.90
35	BA	1120	G	C5-C6-O6	-8.25	123.65	128.60
35	BA	2698	U	N1-C2-N3	8.25	119.85	114.90
1	AA	156	G	O4'-C1'-N9	8.25	114.80	108.20
1	AA	807	A	C6-N1-C2	8.25	123.55	118.60
35	BA	2259	G	C2-N3-C4	8.25	116.02	111.90
1	AA	1197	G	C2-N3-C4	-8.24	107.78	111.90
17	AQ	38	ARG	NE-CZ-NH1	-8.24	116.18	120.30
1	AA	323	U	O4'-C1'-N1	8.24	114.79	108.20
1	AA	443	C	N3-C2-O2	-8.24	116.13	121.90
35	BA	643	A	N9-C4-C5	8.24	109.10	105.80

Continued on next page...

Continued from previous page...

Mol	Chain	Res	Type	Atoms	Z	Observed(°)	Ideal(°)
35	BA	1575	C	N3-C4-C5	8.24	125.19	121.90
1	AA	968	A	N7-C8-N9	8.23	117.92	113.80
35	BA	842	G	N3-C2-N2	8.23	125.67	119.90
35	BA	2120	G	C5-C6-N1	8.23	115.62	111.50
1	AA	550	G	O4'-C1'-N9	8.23	114.79	108.20
35	BA	233	A	C5-N7-C8	8.23	108.02	103.90
35	BA	1084	A	C5-C6-N6	8.23	130.29	123.70
1	AA	460	G	C5-C6-N1	-8.23	107.39	111.50
1	AA	597	G	N1-C2-N3	8.23	128.84	123.90
1	AA	875	C	C6-N1-C2	8.23	123.59	120.30
35	BA	277	C	C5-C6-N1	8.23	125.11	121.00
35	BA	624	C	C6-N1-C2	-8.23	117.01	120.30
18	AR	74	ARG	NE-CZ-NH1	-8.23	116.19	120.30
35	BA	1465	G	C4-C5-N7	-8.23	107.51	110.80
35	BA	911	A	N1-C2-N3	-8.22	125.19	129.30
35	BA	727	A	C8-N9-C4	8.22	109.09	105.80
35	BA	2762	G	N3-C4-C5	8.22	132.71	128.60
35	BA	843	G	N3-C4-C5	8.22	132.71	128.60
35	BA	1902	C	C5-C4-N4	8.22	125.95	120.20
35	BA	2333	A	C4-C5-C6	8.22	121.11	117.00
35	BA	2391	G	N1-C2-N3	8.22	128.83	123.90
35	BA	2574	G	N1-C6-O6	-8.22	114.97	119.90
35	BA	1458	C	C2-N3-C4	8.21	124.01	119.90
35	BA	2363	C	C2-N3-C4	8.21	124.01	119.90
35	BA	2762	G	N3-C4-N9	-8.21	121.07	126.00
43	BK	132	ARG	NE-CZ-NH2	-8.21	116.19	120.30
1	AA	150	C	N1-C2-O2	-8.21	113.97	118.90
35	BA	1455	G	C4-C5-N7	-8.21	107.52	110.80
35	BA	2187	G	C4-C5-N7	8.21	114.08	110.80
35	BA	271(W)	G	N1-C6-O6	8.21	124.82	119.90
35	BA	654	A	N1-C6-N6	8.21	123.53	118.60
35	BA	1596	A	N1-C2-N3	8.21	133.41	129.30
35	BA	650	C	N3-C4-C5	-8.21	118.62	121.90
35	BA	2241	A	C8-N9-C4	8.21	109.08	105.80
1	AA	576	G	O5'-P-OP2	-8.20	98.32	105.70
35	BA	989	G	C5-C6-O6	-8.20	123.68	128.60
35	BA	1637	A	C5-C6-N1	-8.20	113.60	117.70
6	AF	46	ARG	NE-CZ-NH2	-8.20	116.20	120.30
35	BA	1745	C	N3-C4-C5	-8.20	118.62	121.90
1	AA	998	G	C5-C6-O6	8.20	133.52	128.60
35	BA	128	C	C5-C4-N4	-8.20	114.46	120.20
35	BA	1079	C	N3-C4-C5	-8.20	118.62	121.90

Continued on next page...

Continued from previous page...

Mol	Chain	Res	Type	Atoms	Z	Observed(°)	Ideal(°)
35	BA	1888	G	N7-C8-N9	-8.19	109.00	113.10
35	BA	1969	A	C8-N9-C4	-8.19	102.52	105.80
35	BA	2391	G	C2-N3-C4	-8.19	107.81	111.90
35	BA	2761	G	C5-N7-C8	8.19	108.39	104.30
1	AA	1272	G	N7-C8-N9	8.19	117.19	113.10
35	BA	80	G	C8-N9-C4	-8.19	103.12	106.40
1	AA	492	G	N9-C4-C5	-8.19	102.12	105.40
1	AA	1250	A	C4-C5-C6	8.19	121.09	117.00
35	BA	1788	C	C4-C5-C6	8.19	121.49	117.40
35	BA	2275	C	C5-C4-N4	-8.19	114.47	120.20
1	AA	545	C	C4-C5-C6	8.18	121.49	117.40
1	AA	921	U	C5'-C4'-C3'	-8.18	102.91	116.00
35	BA	261	G	C2-N3-C4	-8.18	107.81	111.90
35	BA	1274	A	N9-C4-C5	-8.18	102.53	105.80
1	AA	1493	A	C8-N9-C4	-8.18	102.53	105.80
1	AA	1188	A	N1-C6-N6	8.18	123.51	118.60
35	BA	639	U	C5-C6-N1	8.18	126.79	122.70
35	BA	1351	C	N3-C4-C5	8.18	125.17	121.90
35	BA	139	G	N9-C4-C5	-8.18	102.13	105.40
1	AA	1485	U	O4'-C1'-N1	8.18	114.74	108.20
35	BA	343	C	C6-N1-C2	8.18	123.57	120.30
35	BA	1345	C	C5-C6-N1	-8.18	116.91	121.00
36	BB	63	G	C2-N3-C4	8.18	115.99	111.90
1	AA	137	C	C2-N3-C4	-8.17	115.81	119.90
35	BA	2340	G	C8-N9-C4	8.17	109.67	106.40
35	BA	2088	G	N9-C4-C5	-8.17	102.13	105.40
1	AA	54	C	C6-N1-C2	8.16	123.57	120.30
35	BA	388	G	C4-C5-N7	-8.16	107.53	110.80
35	BA	1752	C	C6-N1-C2	-8.16	117.03	120.30
35	BA	654(U)	A	C5-C6-N1	8.16	121.78	117.70
35	BA	1997	G	N3-C4-N9	8.16	130.90	126.00
36	BB	66	A	C4-C5-C6	8.16	121.08	117.00
1	AA	475	G	N1-C6-O6	-8.16	115.00	119.90
1	AA	1320	C	C2-N3-C4	8.16	123.98	119.90
1	AA	278	G	C8-N9-C4	8.16	109.66	106.40
35	BA	355	G	O4'-C1'-N9	8.16	114.73	108.20
36	BB	23	G	C5-C6-N1	-8.15	107.42	111.50
1	AA	1151	A	N7-C8-N9	8.15	117.88	113.80
35	BA	2558	C	N3-C4-C5	-8.15	118.64	121.90
35	BA	567	A	N9-C4-C5	8.15	109.06	105.80
35	BA	1742	G	N3-C4-C5	8.15	132.68	128.60
35	BA	1760	A	C5-N7-C8	-8.15	99.83	103.90

Continued on next page...

Continued from previous page...

Mol	Chain	Res	Type	Atoms	Z	Observed(°)	Ideal(°)
35	BA	1641	A	N1-C2-N3	8.15	133.38	129.30
35	BA	1785	A	N7-C8-N9	8.15	117.87	113.80
35	BA	175	G	N7-C8-N9	-8.15	109.03	113.10
35	BA	178	G	C4-C5-N7	-8.15	107.54	110.80
35	BA	300	A	C6-N1-C2	-8.15	113.71	118.60
35	BA	225	A	C2-N3-C4	-8.14	106.53	110.60
35	BA	1301	A	C8-N9-C4	-8.14	102.54	105.80
35	BA	2177	C	N3-C4-N4	8.14	123.70	118.00
35	BA	2869	G	C2-N3-C4	-8.14	107.83	111.90
35	BA	1575	C	C4-C5-C6	-8.14	113.33	117.40
35	BA	316	C	C6-N1-C2	-8.14	117.04	120.30
35	BA	1401	G	C5-C6-N1	-8.14	107.43	111.50
1	AA	903	G	C8-N9-C4	8.14	109.66	106.40
35	BA	1765	C	O4'-C1'-N1	8.14	114.71	108.20
1	AA	167	G	C5-C6-O6	-8.13	123.72	128.60
35	BA	1084	A	N1-C6-N6	-8.13	113.72	118.60
35	BA	1513	C	C6-N1-C2	8.13	123.55	120.30
35	BA	25	U	N1-C2-O2	8.13	128.49	122.80
1	AA	92	C	O4'-C1'-N1	8.13	114.70	108.20
1	AA	191	G	N7-C8-N9	8.13	117.17	113.10
1	AA	792	A	C8-N9-C4	-8.13	102.55	105.80
1	AA	1190	G	N9-C1'-C2'	8.13	124.57	114.00
35	BA	1477	A	N1-C2-N3	8.13	133.37	129.30
4	AD	73	ARG	NE-CZ-NH1	8.13	124.36	120.30
51	BT	16	ARG	NE-CZ-NH2	-8.13	116.23	120.30
35	BA	2472	G	C4-C5-N7	8.13	114.05	110.80
1	AA	1187	G	C4-C5-N7	8.13	114.05	110.80
35	BA	1250	G	C4-C5-N7	-8.12	107.55	110.80
35	BA	86	C	C4-C5-C6	8.12	121.46	117.40
35	BA	1363	C	C6-N1-C2	-8.12	117.05	120.30
35	BA	2372	G	N9-C4-C5	-8.12	102.15	105.40
35	BA	654(M)	C	N3-C4-C5	-8.12	118.65	121.90
35	BA	2574	G	C4-C5-N7	8.12	114.05	110.80
35	BA	1746	G	N7-C8-N9	-8.11	109.04	113.10
1	AA	392	G	N9-C4-C5	-8.11	102.16	105.40
35	BA	969	U	C5-C6-N1	-8.11	118.64	122.70
56	BY	73	ARG	NE-CZ-NH1	8.11	124.36	120.30
1	AA	737	A	N9-C4-C5	-8.11	102.56	105.80
1	AA	746	A	N1-C2-N3	-8.11	125.25	129.30
35	BA	392	C	C4-C5-C6	8.11	121.45	117.40
1	AA	338	A	C5-N7-C8	-8.11	99.85	103.90
35	BA	2559	C	N1-C2-O2	-8.11	114.04	118.90

Continued on next page...

Continued from previous page...

Mol	Chain	Res	Type	Atoms	Z	Observed(°)	Ideal(°)
35	BA	698	C	N3-C2-O2	8.11	127.57	121.90
35	BA	1929	G	N3-C4-N9	-8.11	121.14	126.00
1	AA	1386	G	C8-N9-C4	8.10	109.64	106.40
35	BA	463	G	C2-N3-C4	8.10	115.95	111.90
2	AB	30	ARG	NE-CZ-NH1	8.10	124.35	120.30
35	BA	387	U	N1-C2-N3	8.10	119.76	114.90
35	BA	1622	G	C4-C5-C6	8.10	123.66	118.80
35	BA	1740	G	C4-C5-N7	8.10	114.04	110.80
35	BA	2093	G	C6-N1-C2	8.10	129.96	125.10
35	BA	2541	A	C4-C5-N7	8.10	114.75	110.70
36	BB	115	G	C4-C5-C6	8.10	123.66	118.80
1	AA	1062	U	O4'-C1'-N1	-8.10	101.72	108.20
35	BA	537	C	C6-N1-C2	8.10	123.54	120.30
35	BA	2021	C	C6-N1-C2	-8.10	117.06	120.30
35	BA	476	G	N1-C6-O6	8.10	124.76	119.90
35	BA	1281	G	C4-C5-N7	8.09	114.04	110.80
35	BA	1536	C	N1-C2-O2	8.09	123.75	118.90
1	AA	1347	G	C2-N3-C4	-8.09	107.85	111.90
35	BA	1120	G	C2-N3-C4	8.09	115.94	111.90
50	BS	23	ARG	NE-CZ-NH1	-8.09	116.26	120.30
35	BA	770	G	N3-C4-C5	-8.09	124.56	128.60
1	AA	39	G	N1-C6-O6	-8.08	115.05	119.90
1	AA	127	G	C5-C6-N1	8.08	115.54	111.50
1	AA	715	A	C8-N9-C4	8.08	109.03	105.80
22	AV	2	G	N9-C4-C5	-8.08	102.17	105.40
35	BA	654(C)	G	N9-C4-C5	-8.08	102.17	105.40
35	BA	1243	G	C4-C5-N7	8.08	114.03	110.80
35	BA	1507	A	C5-N7-C8	-8.08	99.86	103.90
1	AA	291	C	C2-N3-C4	8.07	123.94	119.90
35	BA	521	G	C5-N7-C8	8.07	108.34	104.30
31	B6	15	GLU	OE1-CD-OE2	-8.07	113.61	123.30
35	BA	516	C	C6-N1-C2	-8.07	117.07	120.30
1	AA	1054	C	C4-C5-C6	8.07	121.44	117.40
1	AA	1511	G	N3-C2-N2	-8.07	114.25	119.90
35	BA	12	U	O4'-C1'-N1	-8.07	101.75	108.20
35	BA	98	G	C4-C5-N7	-8.07	107.57	110.80
35	BA	365	C	N3-C4-C5	-8.07	118.67	121.90
35	BA	583	G	C5-N7-C8	-8.07	100.27	104.30
35	BA	1043	C	N1-C2-O2	8.07	123.74	118.90
35	BA	1505	C	C5-C6-N1	8.07	125.03	121.00
1	AA	305	G	N7-C8-N9	8.06	117.13	113.10
4	AD	138	TYR	CB-CG-CD2	-8.06	116.16	121.00

Continued on next page...

Continued from previous page...

Mol	Chain	Res	Type	Atoms	Z	Observed(°)	Ideal(°)
35	BA	1758	G	C5-C6-N1	8.06	115.53	111.50
35	BA	2033	A	N7-C8-N9	8.06	117.83	113.80
1	AA	371	G	N9-C4-C5	-8.06	102.18	105.40
1	AA	66	G	O4'-C1'-N9	-8.05	101.76	108.20
35	BA	1857	G	C6-N1-C2	8.06	129.93	125.10
35	BA	2494	G	C4-C5-N7	8.06	114.02	110.80
1	AA	515	G	C4-C5-N7	8.05	114.02	110.80
1	AA	1289	A	N7-C8-N9	-8.05	109.77	113.80
35	BA	1280	G	N9-C4-C5	-8.05	102.18	105.40
1	AA	217	C	C6-N1-C2	8.05	123.52	120.30
35	BA	2884	U	N3-C4-O4	-8.05	113.76	119.40
1	AA	639	G	C5-C6-N1	8.05	115.53	111.50
1	AA	118	U	C5-C6-N1	8.05	126.72	122.70
1	AA	194	C	N3-C4-N4	8.05	123.63	118.00
1	AA	1379	G	N9-C4-C5	8.05	108.62	105.40
1	AA	1428	A	C8-N9-C4	-8.05	102.58	105.80
9	AI	107	ARG	NE-CZ-NH1	8.05	124.32	120.30
35	BA	1335	U	O4'-C1'-N1	8.05	114.64	108.20
35	BA	1523	U	C5-C6-N1	8.05	126.72	122.70
35	BA	1641	A	C6-N1-C2	-8.05	113.77	118.60
35	BA	2343	C	C5-C6-N1	-8.05	116.98	121.00
1	AA	1146	A	N1-C2-N3	-8.04	125.28	129.30
35	BA	568	U	C5-C6-N1	8.04	126.72	122.70
1	AA	539	A	C8-N9-C4	-8.04	102.58	105.80
35	BA	66	C	N1-C2-O2	-8.04	114.08	118.90
35	BA	751	A	N1-C2-N3	8.04	133.32	129.30
35	BA	2343	C	N1-C1'-C2'	8.04	124.45	114.00
47	BP	41	ARG	NE-CZ-NH2	8.04	124.32	120.30
1	AA	701	C	O4'-C1'-N1	8.04	114.63	108.20
35	BA	300	A	C5-C6-N1	8.04	121.72	117.70
35	BA	284	U	C3'-C2'-C1'	8.04	107.93	101.50
35	BA	610	G	C4-C5-N7	8.04	114.02	110.80
35	BA	2070	G	C5-N7-C8	8.04	108.32	104.30
35	BA	2345	G	N9-C4-C5	-8.04	102.18	105.40
35	BA	1283	G	N3-C2-N2	8.04	125.53	119.90
35	BA	1630	G	N7-C8-N9	-8.04	109.08	113.10
29	B4	42	PHE	CB-CG-CD1	8.03	126.42	120.80
35	BA	259	G	O4'-C1'-N9	8.03	114.63	108.20
1	AA	387	U	C6-N1-C2	-8.03	116.18	121.00
35	BA	132	G	C5-C6-N1	-8.03	107.48	111.50
1	AA	1492	A	C5-N7-C8	8.03	107.91	103.90
1	AA	1211	U	C5-C6-N1	-8.03	118.69	122.70

Continued on next page...

Continued from previous page...

Mol	Chain	Res	Type	Atoms	Z	Observed(°)	Ideal(°)
35	BA	1056	G	C6-N1-C2	-8.03	120.28	125.10
35	BA	2600	A	C4-C5-C6	8.03	121.01	117.00
35	BA	478	A	N1-C2-N3	-8.02	125.29	129.30
35	BA	2370	G	N7-C8-N9	-8.02	109.09	113.10
35	BA	945	A	C8-N9-C4	-8.02	102.59	105.80
35	BA	1939	U	C2-N3-C4	8.02	131.81	127.00
35	BA	2054	A	N1-C2-N3	-8.02	125.29	129.30
22	AV	9	G	C5-N7-C8	8.02	108.31	104.30
35	BA	59	U	C5-C4-O4	8.02	130.71	125.90
3	AC	127	ARG	NE-CZ-NH1	-8.01	116.29	120.30
35	BA	1015	G	C5-N7-C8	-8.01	100.29	104.30
35	BA	2553	G	C5-C6-N1	8.01	115.51	111.50
35	BA	178	G	N9-C4-C5	8.01	108.60	105.40
35	BA	1979	C	C5-C6-N1	8.01	125.00	121.00
1	AA	347	G	N3-C2-N2	-8.01	114.29	119.90
35	BA	2678	C	C5-C4-N4	8.01	125.81	120.20
35	BA	1164	G	C6-C5-N7	-8.01	125.60	130.40
35	BA	1700	A	C8-N9-C4	-8.01	102.60	105.80
1	AA	823	G	C4-C5-N7	-8.00	107.60	110.80
1	AA	1529	G	C4-C5-C6	8.00	123.60	118.80
35	BA	1429	G	N7-C8-N9	8.00	117.10	113.10
35	BA	976	C	C5-C6-N1	8.00	125.00	121.00
35	BA	2082	A	N7-C8-N9	8.00	117.80	113.80
35	BA	322	A	N7-C8-N9	-8.00	109.80	113.80
35	BA	815	C	C6-N1-C2	-8.00	117.10	120.30
35	BA	2591	C	N1-C2-O2	8.00	123.70	118.90
1	AA	851	G	N1-C2-N2	-7.99	109.01	116.20
1	AA	1390	U	N1-C2-N3	7.99	119.70	114.90
1	AA	1432	G	C5-C6-N1	7.99	115.50	111.50
35	BA	271(P)	C	N1-C2-O2	7.99	123.70	118.90
35	BA	437	G	C4-C5-N7	-7.99	107.60	110.80
1	AA	1408	A	N9-C4-C5	7.99	109.00	105.80
35	BA	1960	A	C4-C5-N7	-7.99	106.70	110.70
1	AA	1295	G	C8-N9-C4	7.99	109.60	106.40
35	BA	2105	C	N3-C4-C5	7.99	125.10	121.90
35	BA	2549	G	O4'-C1'-N9	-7.99	101.81	108.20
35	BA	570	G	C5-C6-N1	-7.99	107.51	111.50
1	AA	887	G	C5-C6-O6	-7.99	123.81	128.60
35	BA	2886	G	N9-C4-C5	-7.99	102.21	105.40
1	AA	424	G	C8-N9-C4	7.98	109.59	106.40
3	AC	179	ARG	NE-CZ-NH2	-7.98	116.31	120.30
1	AA	411	A	C5-C6-N1	-7.98	113.71	117.70

Continued on next page...

Continued from previous page...

Mol	Chain	Res	Type	Atoms	Z	Observed(°)	Ideal(°)
22	AV	9	G	C4-C5-N7	-7.98	107.61	110.80
35	BA	1605	C	C5-C6-N1	7.98	124.99	121.00
1	AA	913	A	C5-N7-C8	-7.98	99.91	103.90
35	BA	1488	G	N9-C4-C5	-7.98	102.21	105.40
35	BA	1560	G	C4-C5-N7	-7.98	107.61	110.80
35	BA	2058	A	C5-C6-N1	-7.98	113.71	117.70
35	BA	785	G	C8-N9-C4	-7.98	103.21	106.40
35	BA	1552	G	N3-C4-C5	7.98	132.59	128.60
35	BA	1796	U	C5-C4-O4	7.98	130.69	125.90
35	BA	680	G	C8-N9-C4	-7.98	103.21	106.40
35	BA	1560	G	O4'-C1'-N9	-7.98	101.82	108.20
35	BA	2177	C	C6-N1-C2	-7.98	117.11	120.30
1	AA	495	A	C4-C5-C6	-7.97	113.01	117.00
35	BA	192	C	N3-C4-N4	7.97	123.58	118.00
35	BA	1305	C	N3-C4-C5	-7.97	118.71	121.90
35	BA	2259	G	C8-N9-C4	-7.97	103.21	106.40
1	AA	382	A	C4-C5-N7	-7.97	106.71	110.70
35	BA	372	G	C4-C5-N7	-7.97	107.61	110.80
35	BA	390	A	C8-N9-C4	-7.97	102.61	105.80
35	BA	695	G	N1-C6-O6	-7.97	115.12	119.90
35	BA	1860	G	N7-C8-N9	-7.97	109.11	113.10
35	BA	1271	G	C5-C6-O6	7.97	133.38	128.60
35	BA	1279	G	C5-C6-O6	-7.97	123.82	128.60
35	BA	2165	G	C2-N3-C4	7.97	115.89	111.90
35	BA	2318	G	C2-N3-C4	-7.97	107.92	111.90
35	BA	2378	A	C4-C5-N7	-7.97	106.72	110.70
37	BC	191	ARG	NE-CZ-NH1	-7.97	116.31	120.30
1	AA	492	G	C4-C5-N7	7.97	113.99	110.80
35	BA	1888	G	C6-C5-N7	7.97	135.18	130.40
1	AA	1055	A	N1-C2-N3	7.97	133.28	129.30
21	AU	15	ARG	NE-CZ-NH1	7.97	124.28	120.30
35	BA	1274	A	C4-C5-N7	7.97	114.68	110.70
35	BA	1509(A)	A	N9-C4-C5	-7.97	102.61	105.80
1	AA	341	C	N3-C4-C5	7.96	125.09	121.90
1	AA	646	U	O4'-C1'-N1	-7.96	101.83	108.20
1	AA	1063	C	C5-C4-N4	-7.96	114.62	120.20
19	AS	36	ARG	NE-CZ-NH2	7.96	124.28	120.30
35	BA	2130	U	C5-C4-O4	-7.96	121.12	125.90
35	BA	2495	G	C6-C5-N7	-7.96	125.62	130.40
35	BA	1755	A	C8-N9-C4	7.96	108.98	105.80
1	AA	968	A	N1-C6-N6	7.96	123.38	118.60
1	AA	680	C	N3-C4-C5	7.96	125.08	121.90

Continued on next page...

Continued from previous page...

Mol	Chain	Res	Type	Atoms	Z	Observed(°)	Ideal(°)
1	AA	900	A	N9-C4-C5	7.96	108.98	105.80
1	AA	321	A	C4-C5-N7	7.96	114.68	110.70
1	AA	354	G	O4'-C1'-N9	-7.95	101.84	108.20
35	BA	2325	G	C5-C6-O6	-7.95	123.83	128.60
1	AA	183	G	C5-N7-C8	-7.95	100.32	104.30
1	AA	1417	G	N1-C6-O6	7.95	124.67	119.90
35	BA	2229	C	C2-N3-C4	-7.95	115.92	119.90
35	BA	1435	G	C8-N9-C4	-7.95	103.22	106.40
35	BA	1937	A	N1-C2-N3	7.95	133.27	129.30
35	BA	768	G	C5-C6-O6	7.95	133.37	128.60
1	AA	153	C	N1-C2-O2	7.95	123.67	118.90
3	AC	85	ARG	NE-CZ-NH1	7.95	124.27	120.30
24	AY	363	ARG	NE-CZ-NH1	7.95	124.27	120.30
35	BA	123	G	N1-C6-O6	7.95	124.67	119.90
35	BA	569	U	C5-C4-O4	-7.95	121.13	125.90
35	BA	2262	U	C5-C4-O4	7.95	130.67	125.90
35	BA	2473	U	N3-C4-C5	7.95	119.37	114.60
35	BA	2550	G	C4-C5-N7	-7.95	107.62	110.80
35	BA	1689	A	C5-C6-N6	-7.94	117.34	123.70
35	BA	1897	G	N3-C4-C5	-7.94	124.63	128.60
35	BA	2648	C	C4-C5-C6	-7.94	113.43	117.40
1	AA	348	G	N3-C2-N2	-7.94	114.34	119.90
1	AA	1171	G	C4-C5-N7	-7.94	107.62	110.80
35	BA	1087	G	N3-C2-N2	7.94	125.46	119.90
35	BA	2101	G	C6-N1-C2	7.94	129.86	125.10
41	BG	118	ARG	NE-CZ-NH2	7.94	124.27	120.30
1	AA	60	A	C5-C6-N6	7.93	130.05	123.70
35	BA	742	G	C6-C5-N7	-7.93	125.64	130.40
35	BA	2591	C	N3-C2-O2	-7.93	116.35	121.90
1	AA	1408	A	C8-N9-C4	-7.93	102.63	105.80
1	AA	1531	A	C2-N3-C4	-7.93	106.64	110.60
35	BA	1056	G	C2-N3-C4	7.93	115.86	111.90
35	BA	1781	C	C6-N1-C2	-7.93	117.13	120.30
8	AH	85	ARG	NE-CZ-NH2	7.93	124.26	120.30
25	B0	32	ARG	NE-CZ-NH2	-7.93	116.34	120.30
24	AY	182	ARG	NE-CZ-NH2	-7.93	116.34	120.30
1	AA	1227	A	O4'-C1'-N9	-7.92	101.86	108.20
35	BA	1891	G	O4'-C1'-N9	-7.92	101.86	108.20
35	BA	2352	A	C5-N7-C8	-7.92	99.94	103.90
39	BE	119	ARG	NE-CZ-NH1	-7.92	116.34	120.30
35	BA	1682	G	C5-N7-C8	-7.92	100.34	104.30
1	AA	90	U	C3'-C2'-C1'	7.92	107.84	101.50

Continued on next page...

Continued from previous page...

Mol	Chain	Res	Type	Atoms	Z	Observed(°)	Ideal(°)
35	BA	206	U	N3-C4-O4	7.92	124.94	119.40
35	BA	1902	C	C2-N3-C4	7.92	123.86	119.90
35	BA	271(R)	G	C4-C5-N7	-7.92	107.63	110.80
35	BA	2704	C	N3-C4-C5	7.92	125.07	121.90
35	BA	381	G	N3-C4-N9	-7.92	121.25	126.00
35	BA	1212	G	O4'-C1'-N9	7.92	114.53	108.20
1	AA	605	U	C5-C6-N1	-7.91	118.74	122.70
35	BA	1484	G	C8-N9-C4	-7.91	103.24	106.40
54	BW	18	ARG	NE-CZ-NH2	-7.91	116.34	120.30
22	AV	59	A	C8-N9-C4	7.91	108.96	105.80
1	AA	384	G	C5-C6-N1	7.91	115.45	111.50
35	BA	1161	C	C5-C6-N1	7.91	124.95	121.00
35	BA	2334	G	C4-C5-N7	7.91	113.96	110.80
35	BA	1513	C	C5-C4-N4	7.90	125.73	120.20
35	BA	2144	U	N3-C4-C5	7.90	119.34	114.60
35	BA	1526	G	C6-C5-N7	-7.90	125.66	130.40
35	BA	1891	G	C4-C5-N7	7.90	113.96	110.80
35	BA	2010	G	C8-N9-C4	7.90	109.56	106.40
35	BA	2138	C	N3-C4-C5	7.90	125.06	121.90
20	AT	23	ARG	NE-CZ-NH2	-7.90	116.35	120.30
35	BA	1069	A	C8-N9-C4	-7.90	102.64	105.80
35	BA	450	G	O4'-C1'-N9	-7.90	101.88	108.20
35	BA	1567	A	C6-N1-C2	-7.90	113.86	118.60
35	BA	1147	C	O4'-C1'-N1	7.89	114.52	108.20
35	BA	1776	G	C4-C5-N7	-7.89	107.64	110.80
35	BA	2864	G	C2-N3-C4	7.89	115.85	111.90
57	BZ	35	ARG	NE-CZ-NH2	7.89	124.25	120.30
1	AA	230	G	C5-C6-N1	7.89	115.44	111.50
1	AA	826	C	C6-N1-C2	7.89	123.46	120.30
32	B7	47	ARG	NE-CZ-NH2	7.89	124.24	120.30
1	AA	288	A	C8-N9-C4	-7.89	102.64	105.80
1	AA	857	C	N3-C4-C5	7.89	125.05	121.90
35	BA	274	G	N9-C4-C5	-7.89	102.25	105.40
35	BA	463	G	C5-N7-C8	7.89	108.24	104.30
35	BA	614(B)	G	N1-C6-O6	-7.89	115.17	119.90
1	AA	720	C	C2-N3-C4	7.88	123.84	119.90
35	BA	2744	G	C8-N9-C4	-7.88	103.25	106.40
1	AA	1203	C	N1-C2-O2	7.88	123.63	118.90
35	BA	224	G	N1-C6-O6	-7.88	115.17	119.90
35	BA	654(H)	G	C2-N3-C4	7.88	115.84	111.90
35	BA	1711	C	N3-C4-C5	7.88	125.05	121.90
35	BA	287	C	C6-N1-C2	-7.88	117.15	120.30

Continued on next page...

Continued from previous page...

Mol	Chain	Res	Type	Atoms	Z	Observed(°)	Ideal(°)
3	AC	131	ARG	NE-CZ-NH2	7.88	124.24	120.30
22	AV	15	G	N1-C6-O6	-7.88	115.17	119.90
35	BA	408	G	C2-N3-C4	-7.88	107.96	111.90
35	BA	817	C	C4'-C3'-C2'	-7.88	94.72	102.60
35	BA	1923	U	C5-C6-N1	7.88	126.64	122.70
1	AA	917	G	C8-N9-C4	-7.88	103.25	106.40
11	AK	20	TYR	CB-CG-CD1	7.88	125.73	121.00
35	BA	633	A	N9-C4-C5	7.88	108.95	105.80
35	BA	1182	A	C4-C5-N7	-7.88	106.76	110.70
1	AA	627	G	N7-C8-N9	7.87	117.04	113.10
35	BA	363(C)	G	N7-C8-N9	-7.87	109.16	113.10
35	BA	2059	A	N7-C8-N9	-7.87	109.86	113.80
1	AA	1335	C	N1-C2-O2	7.87	123.62	118.90
2	AB	144	ARG	NE-CZ-NH2	-7.87	116.36	120.30
35	BA	36	G	C4-C5-N7	7.87	113.95	110.80
35	BA	1037	G	C8-N9-C4	7.87	109.55	106.40
35	BA	1139	G	N1-C6-O6	7.87	124.62	119.90
35	BA	2520	C	N3-C4-C5	-7.87	118.75	121.90
1	AA	1060	C	N3-C4-C5	-7.87	118.75	121.90
35	BA	71	A	C5-C6-N6	-7.87	117.41	123.70
35	BA	450	G	C6-C5-N7	-7.87	125.68	130.40
35	BA	771	G	C6-C5-N7	-7.87	125.68	130.40
35	BA	363(B)	G	N1-C6-O6	-7.87	115.18	119.90
35	BA	1930	G	C2-N3-C4	7.86	115.83	111.90
35	BA	2342	C	C6-N1-C2	-7.86	117.15	120.30
35	BA	2525	G	C4-C5-C6	7.86	123.52	118.80
22	AV	63	G	N3-C4-N9	7.86	130.72	126.00
35	BA	1386	C	C2-N3-C4	7.86	123.83	119.90
35	BA	233	A	C4-C5-N7	-7.86	106.77	110.70
35	BA	1493	C	C6-N1-C2	-7.86	117.16	120.30
1	AA	1529	G	N1-C2-N3	7.86	128.62	123.90
54	BW	84	ARG	NE-CZ-NH2	-7.86	116.37	120.30
1	AA	657	G	C5-C6-N1	7.86	115.43	111.50
35	BA	513	A	C2-N3-C4	-7.86	106.67	110.60
35	BA	1319	G	N7-C8-N9	7.86	117.03	113.10
39	BE	101	ARG	NE-CZ-NH2	-7.86	116.37	120.30
35	BA	179	G	C4-C5-N7	-7.85	107.66	110.80
1	AA	1100	C	C2-N3-C4	-7.85	115.97	119.90
35	BA	2032	G	C5-N7-C8	-7.85	100.37	104.30
35	BA	1295	C	O4'-C1'-N1	7.85	114.48	108.20
1	AA	612	C	C6-N1-C2	-7.85	117.16	120.30
1	AA	925	G	C6-C5-N7	7.85	135.11	130.40

Continued on next page...

Continued from previous page...

Mol	Chain	Res	Type	Atoms	Z	Observed(°)	Ideal(°)
1	AA	321	A	C5-N7-C8	-7.85	99.98	103.90
35	BA	2153	G	C5-C6-O6	-7.85	123.89	128.60
35	BA	2772	C	O4'-C1'-N1	7.84	114.48	108.20
6	AF	47	ARG	NE-CZ-NH2	7.84	124.22	120.30
1	AA	189(C)	C	N3-C4-C5	7.84	125.04	121.90
35	BA	888	C	C4-C5-C6	7.84	121.32	117.40
35	BA	2389	G	N1-C2-N2	-7.84	109.14	116.20
40	BF	17	ARG	NE-CZ-NH1	7.84	124.22	120.30
35	BA	1447	G	C4-C5-N7	-7.84	107.66	110.80
35	BA	1990	C	C6-N1-C2	-7.84	117.17	120.30
1	AA	661	G	C3'-C2'-C1'	-7.84	95.23	101.50
35	BA	410	G	C6-C5-N7	7.84	135.10	130.40
35	BA	1537	G	C4-C5-N7	-7.84	107.67	110.80
35	BA	1801	G	C8-N9-C4	-7.84	103.27	106.40
35	BA	1434	A	N1-C6-N6	7.83	123.30	118.60
22	AV	70	G	C4-C5-N7	-7.83	107.67	110.80
35	BA	32	C	N3-C4-N4	-7.83	112.52	118.00
35	BA	886	C	N3-C4-C5	7.83	125.03	121.90
35	BA	908	C	C6-N1-C2	7.83	123.43	120.30
35	BA	1899	G	O4'-C1'-N9	-7.83	101.93	108.20
36	BB	27	C	C6-N1-C2	-7.83	117.17	120.30
1	AA	1156	G	N1-C6-O6	-7.83	115.20	119.90
1	AA	1343	G	N1-C2-N3	7.83	128.60	123.90
35	BA	2755	C	C5-C6-N1	7.83	124.92	121.00
35	BA	48	G	N3-C4-C5	-7.83	124.69	128.60
35	BA	346	A	N7-C8-N9	7.83	117.71	113.80
35	BA	307	G	C5-N7-C8	7.82	108.21	104.30
35	BA	594	U	C2-N3-C4	7.82	131.69	127.00
35	BA	662	G	C8-N9-C4	7.82	109.53	106.40
35	BA	787	U	O4'-C1'-N1	7.82	114.46	108.20
35	BA	1746	G	C5-N7-C8	7.82	108.21	104.30
35	BA	2149	G	N3-C4-C5	-7.82	124.69	128.60
1	AA	1147	C	N3-C4-N4	7.82	123.47	118.00
1	AA	1377	A	C5'-C4'-O4'	-7.82	99.72	109.10
42	BH	97	ARG	NE-CZ-NH1	-7.81	116.39	120.30
8	AH	14	ARG	NE-CZ-NH1	-7.81	116.39	120.30
35	BA	1201	C	C6-N1-C2	7.81	123.42	120.30
35	BA	2795	G	N7-C8-N9	7.81	117.01	113.10
1	AA	849	C	C5-C4-N4	-7.81	114.73	120.20
35	BA	656	G	N1-C6-O6	-7.81	115.22	119.90
35	BA	1118	C	N1-C2-O2	-7.81	114.22	118.90
1	AA	575	G	C5-C6-N1	-7.81	107.60	111.50

Continued on next page...

Continued from previous page...

Mol	Chain	Res	Type	Atoms	Z	Observed(°)	Ideal(°)
36	BB	16	G	C4-C5-N7	7.81	113.92	110.80
35	BA	1588	C	N3-C4-C5	7.80	125.02	121.90
1	AA	1273	G	N9-C4-C5	7.80	108.52	105.40
35	BA	1021	A	C5-N7-C8	-7.80	100.00	103.90
35	BA	1325	G	N3-C2-N2	7.80	125.36	119.90
1	AA	391	G	N7-C8-N9	-7.80	109.20	113.10
35	BA	414	C	C4-C5-C6	7.80	121.30	117.40
3	AC	54	ARG	NE-CZ-NH1	-7.80	116.40	120.30
35	BA	2337	G	C2-N3-C4	7.80	115.80	111.90
1	AA	1204	A	C8-N9-C4	-7.80	102.68	105.80
35	BA	2268	A	C4-C5-C6	7.80	120.90	117.00
35	BA	2700	C	C6-N1-C2	7.80	123.42	120.30
1	AA	1244	C	N3-C2-O2	-7.79	116.44	121.90
35	BA	2325	G	N1-C6-O6	7.79	124.58	119.90
45	BN	75	TYR	CB-CG-CD1	-7.79	116.32	121.00
1	AA	1177	G	C4-C5-N7	-7.79	107.68	110.80
1	AA	1217	C	C6-N1-C2	7.79	123.42	120.30
1	AA	1495	U	C6-N1-C2	7.79	125.67	121.00
35	BA	1526	G	O4'-C1'-N9	7.79	114.43	108.20
35	BA	1885	A	C3'-C2'-C1'	-7.79	95.27	101.50
1	AA	236	G	C4-C5-N7	-7.79	107.68	110.80
35	BA	1746	G	C4-C5-N7	-7.79	107.69	110.80
35	BA	1311	G	C3'-C2'-C1'	7.79	107.73	101.50
35	BA	2295	C	C5-C6-N1	7.79	124.89	121.00
1	AA	734	G	N1-C2-N3	-7.78	119.23	123.90
35	BA	471	A	N1-C2-N3	-7.78	125.41	129.30
22	AV	6	G	C5-C6-O6	-7.78	123.93	128.60
35	BA	271(W)	G	C5-C6-N1	-7.78	107.61	111.50
1	AA	27	G	N9-C4-C5	7.78	108.51	105.40
35	BA	589	C	N3-C4-C5	-7.78	118.79	121.90
35	BA	1071	G	C8-N9-C4	-7.78	103.29	106.40
35	BA	2206	G	N1-C6-O6	7.78	124.57	119.90
1	AA	700	G	N3-C2-N2	-7.78	114.46	119.90
1	AA	1276	G	C6-N1-C2	7.78	129.76	125.10
1	AA	1498	U	C6-N1-C2	-7.78	116.33	121.00
13	AM	104	ARG	NE-CZ-NH1	-7.78	116.41	120.30
35	BA	934	G	C5-N7-C8	7.78	108.19	104.30
35	BA	1282	U	C2-N3-C4	7.78	131.66	127.00
35	BA	1859	A	C2-N3-C4	-7.78	106.71	110.60
35	BA	2655	G	C1'-O4'-C4'	-7.78	103.68	109.90
1	AA	366	C	C4-C5-C6	7.77	121.29	117.40
1	AA	1084	G	C4-C5-N7	-7.77	107.69	110.80

Continued on next page...

Continued from previous page...

Mol	Chain	Res	Type	Atoms	Z	Observed(°)	Ideal(°)
35	BA	1044	G	N1-C2-N2	7.77	123.19	116.20
35	BA	1112	G	C2-N3-C4	-7.77	108.01	111.90
35	BA	1169	G	N3-C2-N2	-7.77	114.46	119.90
35	BA	2870	C	N3-C4-N4	-7.77	112.56	118.00
11	AK	20	TYR	CB-CG-CD2	-7.77	116.34	121.00
36	BB	55	U	C5-C6-N1	-7.77	118.82	122.70
1	AA	1005	A	C2-N3-C4	7.77	114.48	110.60
1	AA	1008	C	C2-N3-C4	-7.77	116.02	119.90
36	BB	98	G	C6-C5-N7	7.77	135.06	130.40
22	AV	18	G	C4-C5-N7	7.76	113.91	110.80
35	BA	272(C)	G	O4'-C1'-N9	7.76	114.41	108.20
38	BD	273	ARG	NE-CZ-NH2	-7.76	116.42	120.30
16	AP	28	ARG	NE-CZ-NH1	-7.76	116.42	120.30
35	BA	98	G	N9-C4-C5	7.76	108.50	105.40
1	AA	1028	C	C5-C6-N1	7.76	124.88	121.00
24	AY	357	ARG	NE-CZ-NH1	-7.76	116.42	120.30
31	B6	19	ARG	NE-CZ-NH1	-7.76	116.42	120.30
35	BA	1760	A	C2-N3-C4	-7.76	106.72	110.60
35	BA	2135	A	N1-C6-N6	7.76	123.26	118.60
35	BA	233	A	N7-C8-N9	-7.76	109.92	113.80
35	BA	403	U	O4'-C1'-N1	-7.76	101.99	108.20
35	BA	1258	C	C5-C6-N1	-7.76	117.12	121.00
35	BA	1315	C	C6-N1-C2	7.76	123.40	120.30
35	BA	1857	G	C5-C6-N1	-7.76	107.62	111.50
35	BA	2179	C	N3-C4-C5	-7.76	118.80	121.90
1	AA	187	C	C6-N1-C2	-7.75	117.20	120.30
35	BA	425	G	O4'-C1'-N9	7.75	114.40	108.20
35	BA	450	G	C5-C6-N1	-7.75	107.62	111.50
35	BA	1269	A	C2-N3-C4	-7.75	106.72	110.60
35	BA	2807	G	O4'-C1'-N9	-7.75	102.00	108.20
35	BA	919	G	N1-C2-N3	-7.75	119.25	123.90
1	AA	399	G	N7-C8-N9	7.75	116.98	113.10
35	BA	8	A	N7-C8-N9	-7.75	109.92	113.80
35	BA	1771	C	N1-C2-O2	7.75	123.55	118.90
1	AA	1311	G	C6-C5-N7	7.75	135.05	130.40
35	BA	998	C	C4-C5-C6	-7.75	113.53	117.40
1	AA	595	G	O4'-C1'-N9	-7.75	102.00	108.20
1	AA	927	G	N3-C4-C5	-7.75	124.73	128.60
1	AA	1276	G	N1-C6-O6	7.75	124.55	119.90
35	BA	2556	C	C4-C5-C6	7.75	121.27	117.40
1	AA	764	C	C5-C6-N1	7.75	124.87	121.00
35	BA	13	A	N9-C4-C5	-7.75	102.70	105.80

Continued on next page...

Continued from previous page...

Mol	Chain	Res	Type	Atoms	Z	Observed(°)	Ideal(°)
35	BA	2339	G	C6-C5-N7	7.75	135.05	130.40
1	AA	24	U	N3-C2-O2	-7.74	116.78	122.20
1	AA	796	C	N3-C4-C5	7.74	125.00	121.90
1	AA	1071	C	C5-C4-N4	-7.74	114.78	120.20
1	AA	1529	G	N9-C4-C5	7.74	108.50	105.40
35	BA	312	G	C2-N3-C4	-7.74	108.03	111.90
1	AA	500	G	C6-N1-C2	7.74	129.75	125.10
35	BA	2676	C	C4-C5-C6	-7.74	113.53	117.40
1	AA	893	C	N3-C4-C5	7.74	125.00	121.90
35	BA	2375	G	C6-C5-N7	-7.74	125.76	130.40
35	BA	2587	A	C4-C5-C6	7.74	120.87	117.00
35	BA	1666	G	N9-C4-C5	7.74	108.50	105.40
1	AA	217	C	C5-C6-N1	-7.74	117.13	121.00
35	BA	219	G	N9-C4-C5	-7.74	102.31	105.40
1	AA	303	A	C2-N3-C4	7.73	114.47	110.60
22	AV	21	A	C2-N3-C4	7.73	114.47	110.60
35	BA	157	U	C5-C4-O4	7.73	130.54	125.90
35	BA	1140	C	N3-C4-C5	7.73	124.99	121.90
1	AA	183	G	N7-C8-N9	7.73	116.97	113.10
1	AA	915	A	N1-C2-N3	7.73	133.16	129.30
35	BA	43	A	N9-C4-C5	-7.73	102.71	105.80
1	AA	104	G	N3-C4-C5	7.73	132.46	128.60
1	AA	1185	G	O4'-C1'-N9	-7.73	102.02	108.20
35	BA	1796	U	N3-C4-O4	-7.73	113.99	119.40
36	BB	95	C	N3-C4-C5	7.72	124.99	121.90
1	AA	1155	G	C8-N9-C4	-7.72	103.31	106.40
15	AO	64	ARG	NE-CZ-NH1	-7.72	116.44	120.30
35	BA	1548	C	C5-C6-N1	-7.72	117.14	121.00
35	BA	1392	A	C5-N7-C8	7.72	107.76	103.90
1	AA	765	G	C5-C6-O6	-7.71	123.97	128.60
35	BA	2015	A	N1-C6-N6	-7.71	113.97	118.60
1	AA	1099	G	N7-C8-N9	-7.71	109.24	113.10
35	BA	2366	A	C5-N7-C8	7.71	107.76	103.90
35	BA	115	C	N3-C4-N4	7.71	123.40	118.00
35	BA	1618	A	N1-C2-N3	7.71	133.16	129.30
36	BB	67	G	C6-C5-N7	-7.71	125.77	130.40
51	BT	74	ARG	NE-CZ-NH1	-7.71	116.44	120.30
1	AA	797	C	C5-C6-N1	7.71	124.86	121.00
1	AA	859	A	N9-C4-C5	-7.71	102.72	105.80
35	BA	2087	G	C8-N9-C4	-7.71	103.32	106.40
35	BA	1316	U	C2-N3-C4	-7.71	122.38	127.00
35	BA	1765	C	N1-C2-N3	7.71	124.59	119.20

Continued on next page...

Continued from previous page...

Mol	Chain	Res	Type	Atoms	Z	Observed(°)	Ideal(°)
35	BA	1853	A	C6-N1-C2	7.71	123.22	118.60
35	BA	2153	G	N1-C6-O6	7.71	124.52	119.90
35	BA	271(U)	G	C2-N3-C4	7.70	115.75	111.90
36	BB	46	A	C2-N3-C4	7.70	114.45	110.60
35	BA	1106	G	C5-N7-C8	7.70	108.15	104.30
1	AA	965	A	N1-C2-N3	7.70	133.15	129.30
35	BA	1488	G	O4'-C1'-N9	-7.70	102.04	108.20
1	AA	571	U	O4'-C1'-N1	-7.70	102.04	108.20
35	BA	1122	G	C4-C5-N7	7.70	113.88	110.80
1	AA	1009	G	N1-C2-N3	7.70	128.52	123.90
1	AA	1294	G	N9-C1'-C2'	-7.70	103.53	112.00
22	AV	52	G	C5-C6-N1	7.70	115.35	111.50
35	BA	222	A	C5-C6-N1	7.70	121.55	117.70
35	BA	718	A	N9-C4-C5	-7.70	102.72	105.80
35	BA	1675	C	C6-N1-C2	-7.69	117.22	120.30
1	AA	1063	C	C2-N3-C4	-7.69	116.05	119.90
39	BE	113	PHE	CB-CG-CD2	-7.69	115.42	120.80
1	AA	633	G	N7-C8-N9	7.69	116.94	113.10
1	AA	636	U	N1-C2-N3	7.69	119.51	114.90
1	AA	739	C	C6-N1-C2	-7.69	117.22	120.30
1	AA	1146	A	C2-N3-C4	7.69	114.45	110.60
35	BA	1136	G	N1-C2-N3	-7.69	119.29	123.90
35	BA	2377	A	N1-C2-N3	-7.69	125.45	129.30
35	BA	525	U	N1-C2-N3	7.69	119.51	114.90
35	BA	1208	C	C2-N3-C4	-7.69	116.06	119.90
35	BA	70	G	N1-C6-O6	-7.69	115.29	119.90
1	AA	240	C	N3-C4-N4	7.68	123.38	118.00
35	BA	2188	C	N3-C2-O2	-7.68	116.52	121.90
1	AA	1156	G	C8-N9-C4	-7.68	103.33	106.40
35	BA	156	U	C2-N3-C4	7.68	131.61	127.00
1	AA	426	G	N1-C2-N3	7.68	128.51	123.90
35	BA	2187	G	C5-C6-O6	-7.68	123.99	128.60
35	BA	1463	C	C2-N3-C4	7.68	123.74	119.90
35	BA	47	C	C6-N1-C2	7.68	123.37	120.30
35	BA	70	G	C4-C5-N7	-7.68	107.73	110.80
35	BA	577	G	N1-C2-N3	7.68	128.51	123.90
35	BA	1265	A	N9-C4-C5	-7.68	102.73	105.80
1	AA	243	A	N9-C4-C5	7.67	108.87	105.80
22	AV	54	U	C4-C5-C6	-7.67	115.09	119.70
22	AV	73	A	N7-C8-N9	-7.67	109.96	113.80
7	AG	4	ARG	NE-CZ-NH1	-7.67	116.47	120.30
35	BA	2258	C	C5-C6-N1	7.67	124.83	121.00

Continued on next page...

Continued from previous page...

Mol	Chain	Res	Type	Atoms	Z	Observed(°)	Ideal(°)
35	BA	1230	C	N3-C4-N4	-7.67	112.63	118.00
35	BA	2018	G	C5-N7-C8	7.67	108.13	104.30
1	AA	675	A	O4'-C1'-N9	7.67	114.33	108.20
35	BA	381	G	N9-C4-C5	7.67	108.47	105.40
35	BA	1392	A	C4-C5-N7	-7.67	106.87	110.70
22	AV	17	C	C5-C6-N1	7.66	124.83	121.00
35	BA	1601	G	C6-N1-C2	7.66	129.70	125.10
35	BA	2688	U	N3-C2-O2	-7.66	116.83	122.20
35	BA	1440	G	C5-C6-N1	7.66	115.33	111.50
35	BA	1896	G	C2-N3-C4	-7.66	108.07	111.90
1	AA	122	G	C8-N9-C4	-7.66	103.34	106.40
1	AA	199	G	C5-C6-N1	7.66	115.33	111.50
1	AA	1082	G	C5-C6-N1	-7.66	107.67	111.50
1	AA	1105	A	C6-N1-C2	7.66	123.19	118.60
35	BA	622	G	C5-C6-N1	-7.66	107.67	111.50
35	BA	1438	U	C6-N1-C2	-7.66	116.41	121.00
35	BA	120	U	N3-C2-O2	7.66	127.56	122.20
1	AA	809	G	C4-C5-N7	7.65	113.86	110.80
35	BA	1384	A	C8-N9-C4	7.65	108.86	105.80
35	BA	670	A	O4'-C1'-N9	-7.65	102.08	108.20
35	BA	2471	C	C5-C6-N1	7.65	124.83	121.00
1	AA	1214	C	N1-C2-O2	-7.65	114.31	118.90
35	BA	271(U)	G	C6-N1-C2	7.64	129.69	125.10
35	BA	2101	G	C4-C5-C6	7.64	123.39	118.80
35	BA	2107	C	C6-N1-C2	7.64	123.36	120.30
35	BA	1366	A	C5-C6-N6	7.64	129.81	123.70
35	BA	1943	U	C2-N3-C4	7.64	131.58	127.00
1	AA	588	G	N3-C4-C5	-7.64	124.78	128.60
35	BA	972	G	C4-C5-N7	7.64	113.86	110.80
35	BA	62	C	C5-C6-N1	7.64	124.82	121.00
35	BA	684	G	C8-N9-C4	7.64	109.45	106.40
22	AV	76	A	C5-C6-N1	-7.63	113.88	117.70
35	BA	1374	G	N1-C2-N3	7.63	128.48	123.90
35	BA	342	G	C8-N9-C4	7.63	109.45	106.40
35	BA	1648	C	C4-C5-C6	7.63	121.22	117.40
1	AA	255	G	O4'-C1'-N9	7.63	114.31	108.20
1	AA	258	G	N3-C2-N2	-7.63	114.56	119.90
1	AA	262	A	C4-C5-N7	-7.63	106.88	110.70
1	AA	706	A	N1-C2-N3	7.63	133.12	129.30
35	BA	26	G	C5-N7-C8	7.63	108.11	104.30
35	BA	307	G	N7-C8-N9	-7.63	109.28	113.10
35	BA	1124	C	C5-C6-N1	-7.63	117.19	121.00

Continued on next page...

Continued from previous page...

Mol	Chain	Res	Type	Atoms	Z	Observed(°)	Ideal(°)
35	BA	1398	C	C4-C5-C6	-7.63	113.58	117.40
1	AA	104	G	C4-C5-N7	7.63	113.85	110.80
35	BA	1298	C	N1-C2-N3	-7.63	113.86	119.20
35	BA	2874	C	C5-C6-N1	-7.63	117.19	121.00
22	AV	62	C	C6-N1-C2	7.62	123.35	120.30
1	AA	776	G	C5-N7-C8	7.62	108.11	104.30
35	BA	1382	G	C5-N7-C8	-7.62	100.49	104.30
35	BA	1850	G	N9-C4-C5	-7.62	102.35	105.40
1	AA	587	G	N1-C6-O6	7.62	124.47	119.90
35	BA	762	U	O4'-C1'-N1	-7.62	102.10	108.20
1	AA	1112	C	C4-C5-C6	7.62	121.21	117.40
35	BA	676	A	C2-N3-C4	-7.62	106.79	110.60
1	AA	899	C	C2-N3-C4	7.62	123.71	119.90
35	BA	1023	U	C2-N3-C4	7.62	131.57	127.00
35	BA	1397	U	C5-C6-N1	-7.62	118.89	122.70
35	BA	454	A	C3'-C2'-C1'	7.61	107.59	101.50
35	BA	2062	A	C2-N3-C4	-7.61	106.79	110.60
35	BA	2485	G	N1-C2-N2	7.61	123.05	116.20
51	BT	32	TYR	CB-CG-CD2	7.61	125.57	121.00
1	AA	1326	C	C6-N1-C2	-7.61	117.26	120.30
35	BA	961	C	N1-C2-O2	7.61	123.47	118.90
35	BA	1375	C	N3-C4-C5	7.61	124.94	121.90
52	BU	3	ARG	NE-CZ-NH2	-7.61	116.49	120.30
1	AA	1336	C	N1-C2-O2	7.61	123.47	118.90
35	BA	52	A	C2-N3-C4	7.61	114.41	110.60
35	BA	531	C	N3-C4-C5	-7.61	118.86	121.90
1	AA	274	A	C8-N9-C4	-7.61	102.76	105.80
35	BA	1136	G	C6-N1-C2	7.61	129.66	125.10
35	BA	1923	U	C6-N1-C2	-7.61	116.44	121.00
35	BA	2684	U	C5-C4-O4	7.61	130.46	125.90
1	AA	1528	U	C4-C5-C6	-7.61	115.14	119.70
35	BA	1468	C	C2-N3-C4	7.61	123.70	119.90
1	AA	1123	A	N7-C8-N9	7.60	117.60	113.80
35	BA	158	U	N3-C4-O4	-7.60	114.08	119.40
35	BA	201	C	C4-C5-C6	7.60	121.20	117.40
35	BA	1256	G	C3'-C2'-C1'	7.60	107.58	101.50
35	BA	1805	U	C6-N1-C2	-7.60	116.44	121.00
35	BA	1078	U	C5-C6-N1	7.60	126.50	122.70
35	BA	1384	A	N7-C8-N9	-7.60	110.00	113.80
35	BA	1796	U	C5-C6-N1	7.60	126.50	122.70
41	BG	22	ARG	NE-CZ-NH2	-7.60	116.50	120.30
1	AA	64	G	C4-C5-N7	7.60	113.84	110.80

Continued on next page...

Continued from previous page...

Mol	Chain	Res	Type	Atoms	Z	Observed(°)	Ideal(°)
1	AA	269	C	N3-C4-C5	-7.60	118.86	121.90
1	AA	1099	G	N1-C2-N3	7.60	128.46	123.90
35	BA	13	A	C5-N7-C8	-7.60	100.10	103.90
35	BA	470	A	C8-N9-C4	-7.60	102.76	105.80
35	BA	770	G	C2-N3-C4	7.60	115.70	111.90
35	BA	2441	C	O4'-C1'-N1	7.60	114.28	108.20
1	AA	477	A	C2-N3-C4	7.60	114.40	110.60
1	AA	171	A	N1-C6-N6	7.59	123.16	118.60
35	BA	350	U	N3-C4-C5	7.59	119.16	114.60
35	BA	769	G	N9-C4-C5	-7.59	102.36	105.40
35	BA	1994	C	C5-C6-N1	7.59	124.80	121.00
35	BA	1649	G	C4-C5-N7	-7.59	107.77	110.80
20	AT	80	ARG	NE-CZ-NH2	-7.59	116.51	120.30
22	AV	38	A	N9-C4-C5	-7.59	102.77	105.80
35	BA	108	U	N3-C4-O4	-7.59	114.09	119.40
35	BA	1998	G	N3-C4-N9	-7.59	121.45	126.00
35	BA	2034	U	C4-C5-C6	-7.59	115.15	119.70
35	BA	2250	G	C2-N3-C4	7.59	115.69	111.90
9	AI	121	ARG	NE-CZ-NH2	-7.58	116.51	120.30
35	BA	60	G	C8-N9-C4	7.58	109.43	106.40
35	BA	363(B)	G	C4-C5-N7	7.58	113.83	110.80
35	BA	945	A	N9-C4-C5	7.58	108.83	105.80
36	BB	78	A	C4-C5-C6	-7.58	113.21	117.00
1	AA	189(F)	U	C5-C4-O4	7.58	130.45	125.90
1	AA	340	U	C5-C4-O4	-7.58	121.35	125.90
1	AA	719	C	C6-N1-C2	-7.58	117.27	120.30
1	AA	1099	G	C5-N7-C8	7.58	108.09	104.30
34	B9	19	ARG	NE-CZ-NH1	-7.58	116.51	120.30
35	BA	500	G	C5-C6-N1	-7.58	107.71	111.50
1	AA	1262	C	N3-C4-N4	-7.58	112.69	118.00
22	AV	72	A	N1-C6-N6	-7.58	114.05	118.60
35	BA	1391	U	O5'-P-OP2	-7.58	98.88	105.70
35	BA	2811	G	N9-C4-C5	-7.58	102.37	105.40
35	BA	2816	C	N3-C4-C5	7.58	124.93	121.90
36	BB	65	C	C2-N3-C4	-7.58	116.11	119.90
35	BA	2813	A	C5-C6-N1	7.58	121.49	117.70
1	AA	586	C	C6-N1-C2	-7.58	117.27	120.30
35	BA	493	G	N3-C4-C5	-7.58	124.81	128.60
35	BA	1964	G	N3-C2-N2	7.58	125.20	119.90
35	BA	2313	C	N3-C2-O2	-7.58	116.60	121.90
35	BA	1208	C	C4-C5-C6	7.57	121.19	117.40
35	BA	2439	A	C5-C6-N1	-7.57	113.92	117.70

Continued on next page...

Continued from previous page...

Mol	Chain	Res	Type	Atoms	Z	Observed(°)	Ideal(°)
35	BA	2751	G	N7-C8-N9	7.57	116.89	113.10
35	BA	2894	G	C8-N9-C4	-7.57	103.37	106.40
1	AA	683	G	C6-C5-N7	-7.57	125.86	130.40
1	AA	1168	A	N9-C4-C5	-7.57	102.77	105.80
1	AA	101	A	C8-N9-C4	7.57	108.83	105.80
35	BA	75	G	C5-C6-O6	-7.57	124.06	128.60
35	BA	1185	C	C5-C6-N1	7.57	124.78	121.00
1	AA	1416	G	N1-C6-O6	-7.57	115.36	119.90
35	BA	132	G	O4'-C1'-N9	-7.57	102.15	108.20
35	BA	1536	C	N3-C4-C5	7.56	124.93	121.90
35	BA	646	A	C2-N3-C4	7.56	114.38	110.60
35	BA	843	G	C2-N3-C4	-7.56	108.12	111.90
36	BB	2	C	N1-C2-O2	7.56	123.44	118.90
54	BW	38	TYR	CB-CG-CD2	-7.56	116.46	121.00
1	AA	1048	G	N9-C4-C5	-7.56	102.38	105.40
35	BA	608	A	N1-C6-N6	7.56	123.14	118.60
35	BA	1527	G	C4-C5-N7	7.56	113.82	110.80
1	AA	24	U	N1-C2-N3	7.55	119.43	114.90
35	BA	1560	G	C5-N7-C8	7.55	108.08	104.30
35	BA	2208	A	C8-N9-C4	-7.55	102.78	105.80
35	BA	372	G	N1-C2-N3	7.55	128.43	123.90
35	BA	2397	G	C5-C6-O6	-7.55	124.07	128.60
1	AA	775	G	C8-N9-C4	-7.55	103.38	106.40
35	BA	837	C	N3-C4-C5	7.55	124.92	121.90
35	BA	2610	C	C4-C5-C6	-7.55	113.62	117.40
1	AA	1149	C	N3-C4-C5	-7.55	118.88	121.90
1	AA	1212	U	C5-C4-O4	-7.55	121.37	125.90
35	BA	86	C	C1'-O4'-C4'	7.55	115.94	109.90
35	BA	180	G	C2-N3-C4	7.55	115.67	111.90
17	AQ	68	ARG	NE-CZ-NH1	-7.54	116.53	120.30
35	BA	264	C	C6-N1-C2	-7.54	117.28	120.30
35	BA	910	A	C5-C6-N1	7.54	121.47	117.70
1	AA	509	A	C2-N3-C4	-7.54	106.83	110.60
1	AA	1523	G	N7-C8-N9	7.54	116.87	113.10
1	AA	1526	G	C8-N9-C4	7.54	109.42	106.40
35	BA	83	G	N1-C2-N3	7.54	128.43	123.90
35	BA	1976	U	N1-C2-N3	7.54	119.42	114.90
35	BA	2126	A	N9-C1'-C2'	7.54	123.80	114.00
35	BA	2794	C	C6-N1-C2	7.54	123.32	120.30
53	BV	66	ARG	NE-CZ-NH2	-7.54	116.53	120.30
1	AA	57	G	N3-C4-C5	7.54	132.37	128.60
35	BA	21	A	C5-N7-C8	7.54	107.67	103.90

Continued on next page...

Continued from previous page...

Mol	Chain	Res	Type	Atoms	Z	Observed(°)	Ideal(°)
35	BA	2676	C	C5-C6-N1	7.54	124.77	121.00
35	BA	1219	G	C4-C5-N7	-7.54	107.78	110.80
22	AV	62	C	C4-C5-C6	7.54	121.17	117.40
35	BA	2428	G	N9-C4-C5	-7.54	102.39	105.40
35	BA	2507	C	N3-C4-C5	-7.54	118.89	121.90
35	BA	820	A	N1-C2-N3	-7.53	125.53	129.30
35	BA	1215	G	C5-N7-C8	-7.53	100.53	104.30
1	AA	435	C	O4'-C1'-N1	7.53	114.23	108.20
35	BA	700	G	N1-C6-O6	-7.53	115.38	119.90
35	BA	1697	G	N3-C2-N2	7.53	125.17	119.90
35	BA	1524	G	C4-C5-N7	7.53	113.81	110.80
1	AA	171	A	C2-N3-C4	-7.53	106.84	110.60
35	BA	478	A	C6-N1-C2	7.53	123.12	118.60
35	BA	1230	C	C2-N3-C4	-7.53	116.14	119.90
35	BA	1303	G	C5-N7-C8	-7.53	100.54	104.30
35	BA	1862	G	N1-C2-N3	-7.53	119.38	123.90
35	BA	662	G	N9-C4-C5	-7.53	102.39	105.40
35	BA	1241	A	N1-C2-N3	7.53	133.06	129.30
17	AQ	25	ARG	NE-CZ-NH2	-7.52	116.54	120.30
35	BA	1910	G	C5-C6-O6	-7.52	124.09	128.60
35	BA	148	C	N3-C2-O2	-7.52	116.63	121.90
35	BA	240	G	N7-C8-N9	7.52	116.86	113.10
35	BA	602	G	C4-C5-N7	7.52	113.81	110.80
35	BA	657	U	C5-C4-O4	7.52	130.41	125.90
35	BA	1479	G	N9-C4-C5	-7.52	102.39	105.40
3	AC	59	ARG	NE-CZ-NH2	7.52	124.06	120.30
35	BA	756	C	C5-C6-N1	-7.52	117.24	121.00
35	BA	1310	G	C5-C6-O6	7.52	133.11	128.60
35	BA	466	A	N1-C6-N6	7.52	123.11	118.60
35	BA	859	G	C8-N9-C4	-7.52	103.39	106.40
1	AA	189(C)	C	C6-N1-C2	-7.52	117.29	120.30
35	BA	188	G	N1-C2-N3	7.52	128.41	123.90
35	BA	475	U	C4-C5-C6	7.52	124.21	119.70
35	BA	841	A	N7-C8-N9	7.52	117.56	113.80
35	BA	1445(A)	C	C4-C5-C6	7.51	121.16	117.40
35	BA	1224	C	C4-C5-C6	7.51	121.16	117.40
1	AA	739	C	N1-C2-N3	7.51	124.46	119.20
35	BA	801	G	C5-C6-O6	-7.51	124.09	128.60
39	BE	19	ARG	NE-CZ-NH2	-7.51	116.55	120.30
35	BA	606	U	C5-C4-O4	-7.51	121.39	125.90
35	BA	1814	G	N9-C4-C5	-7.51	102.40	105.40
35	BA	130	C	N1-C2-O2	7.51	123.41	118.90

Continued on next page...

Continued from previous page...

Mol	Chain	Res	Type	Atoms	Z	Observed(°)	Ideal(°)
35	BA	1107	G	C5-C6-O6	7.51	133.10	128.60
1	AA	1089	G	C8-N9-C4	7.51	109.40	106.40
35	BA	192	C	C4-C5-C6	7.51	121.15	117.40
35	BA	1325	G	C6-N1-C2	7.51	129.60	125.10
35	BA	1903	G	C3'-C2'-C1'	7.51	107.50	101.50
35	BA	1299	G	C6-N1-C2	-7.50	120.60	125.10
35	BA	271(R)	G	C2-N3-C4	7.50	115.65	111.90
35	BA	2779	U	O4'-C1'-N1	7.50	114.20	108.20
35	BA	1136	G	N3-C2-N2	7.50	125.15	119.90
38	BD	60	ARG	NE-CZ-NH1	7.50	124.05	120.30
4	AD	35	ARG	NE-CZ-NH2	-7.50	116.55	120.30
1	AA	587	G	C5-C6-O6	-7.50	124.10	128.60
35	BA	351	G	C4-C5-N7	-7.50	107.80	110.80
1	AA	857	C	C5-C6-N1	-7.50	117.25	121.00
35	BA	2735	G	C5-C6-N1	-7.50	107.75	111.50
1	AA	1165	C	N1-C2-O2	-7.50	114.40	118.90
1	AA	189(D)	C	C2-N3-C4	-7.49	116.15	119.90
35	BA	202	U	N1-C2-O2	-7.49	117.56	122.80
35	BA	903	C	N3-C4-N4	-7.49	112.76	118.00
1	AA	1290	G	N3-C4-N9	7.49	130.49	126.00
35	BA	1087	G	C2-N3-C4	7.49	115.64	111.90
35	BA	1950	G	C6-C5-N7	7.49	134.89	130.40
8	AH	104	ARG	NE-CZ-NH2	7.49	124.04	120.30
35	BA	429	A	C8-N9-C4	7.49	108.80	105.80
35	BA	1083	U	N3-C4-O4	-7.49	114.16	119.40
35	BA	2548	G	N9-C4-C5	7.49	108.39	105.40
35	BA	669	G	C3'-C2'-C1'	7.49	107.49	101.50
1	AA	38	G	C6-C5-N7	-7.49	125.91	130.40
1	AA	137	C	C6-N1-C2	7.49	123.29	120.30
24	AY	324	ARG	NE-CZ-NH1	7.49	124.04	120.30
31	B6	19	ARG	NE-CZ-NH2	7.49	124.04	120.30
35	BA	743	G	C6-N1-C2	-7.49	120.61	125.10
35	BA	1008	C	N3-C2-O2	7.49	127.14	121.90
1	AA	43	C	C4-C5-C6	7.48	121.14	117.40
1	AA	1118	C	C5-C6-N1	7.48	124.74	121.00
35	BA	1831	G	O4'-C1'-C2'	7.48	114.33	107.60
35	BA	375	C	C6-N1-C2	-7.48	117.31	120.30
35	BA	1788	C	C5-C6-N1	-7.48	117.26	121.00
35	BA	1428	C	C5-C4-N4	7.48	125.44	120.20
35	BA	1429	G	C8-N9-C4	-7.48	103.41	106.40
35	BA	1884	A	N1-C6-N6	7.48	123.09	118.60
35	BA	193	U	C4-C5-C6	7.48	124.19	119.70

Continued on next page...

Continued from previous page...

Mol	Chain	Res	Type	Atoms	Z	Observed(°)	Ideal(°)
35	BA	845	G	N3-C2-N2	7.48	125.13	119.90
35	BA	1648	C	C6-N1-C2	-7.48	117.31	120.30
35	BA	1978	A	N9-C4-C5	7.48	108.79	105.80
35	BA	2762	G	C2-N3-C4	-7.48	108.16	111.90
1	AA	142	G	N9-C4-C5	7.47	108.39	105.40
1	AA	708	C	C5-C4-N4	-7.47	114.97	120.20
35	BA	428	A	N9-C4-C5	7.47	108.79	105.80
35	BA	1157	G	C4-C5-N7	-7.47	107.81	110.80
35	BA	1434	A	N1-C2-N3	7.47	133.04	129.30
35	BA	713	G	C5-N7-C8	7.47	108.03	104.30
35	BA	795	C	O5'-P-OP1	-7.47	98.98	105.70
35	BA	1493	C	N3-C2-O2	-7.47	116.67	121.90
35	BA	484	C	N3-C4-C5	7.47	124.89	121.90
35	BA	1845	G	N7-C8-N9	7.47	116.83	113.10
35	BA	521	G	N1-C6-O6	7.47	124.38	119.90
35	BA	718	A	C8-N9-C4	7.47	108.79	105.80
35	BA	2374	C	N3-C4-C5	7.47	124.89	121.90
35	BA	256	A	N9-C4-C5	-7.46	102.81	105.80
35	BA	848	G	C4-C5-N7	-7.46	107.81	110.80
35	BA	1237	A	N1-C2-N3	7.46	133.03	129.30
35	BA	619	G	N1-C6-O6	-7.46	115.42	119.90
1	AA	1336	C	N3-C2-O2	-7.46	116.68	121.90
35	BA	1428	C	C4-C5-C6	7.46	121.13	117.40
1	AA	818	G	C2-N3-C4	-7.46	108.17	111.90
35	BA	1382	G	N7-C8-N9	7.46	116.83	113.10
35	BA	1410	G	C4-C5-N7	-7.46	107.82	110.80
35	BA	2707	G	N9-C4-C5	-7.46	102.42	105.40
1	AA	1187	G	C5-N7-C8	-7.46	100.57	104.30
1	AA	1327	C	O4'-C1'-N1	7.45	114.16	108.20
35	BA	243	U	C2-N3-C4	-7.45	122.53	127.00
1	AA	97	G	C6-N1-C2	7.45	129.57	125.10
35	BA	537	C	N3-C2-O2	7.45	127.11	121.90
35	BA	1591	G	N7-C8-N9	7.45	116.83	113.10
1	AA	1516	G	C5-N7-C8	7.45	108.02	104.30
4	AD	57	ARG	NE-CZ-NH1	-7.45	116.58	120.30
1	AA	167	G	N9-C4-C5	-7.45	102.42	105.40
35	BA	2718	G	N7-C8-N9	-7.45	109.38	113.10
35	BA	1237	A	C2-N3-C4	-7.44	106.88	110.60
35	BA	1772	G	C2-N3-C4	-7.44	108.18	111.90
35	BA	2040	C	N3-C2-O2	-7.44	116.69	121.90
1	AA	848	C	C5-C6-N1	7.44	124.72	121.00
35	BA	945	A	C4-C5-C6	7.44	120.72	117.00

Continued on next page...

Continued from previous page...

Mol	Chain	Res	Type	Atoms	Z	Observed(°)	Ideal(°)
35	BA	1334	G	N3-C4-C5	7.44	132.32	128.60
35	BA	1484	G	C4-C5-N7	-7.44	107.82	110.80
35	BA	2151	G	N3-C4-N9	7.44	130.46	126.00
25	B0	41	ARG	NE-CZ-NH2	-7.44	116.58	120.30
35	BA	1250	G	C5-N7-C8	7.44	108.02	104.30
35	BA	2065	C	C2-N3-C4	7.44	123.62	119.90
1	AA	433	C	N3-C4-C5	7.44	124.88	121.90
1	AA	849	C	N3-C4-C5	7.44	124.88	121.90
1	AA	1092	A	C5-N7-C8	-7.44	100.18	103.90
35	BA	276	A	C6-N1-C2	-7.44	114.14	118.60
35	BA	1980	G	N9-C4-C5	7.44	108.38	105.40
35	BA	1993	U	N1-C2-O2	7.43	128.00	122.80
1	AA	896	C	C6-N1-C2	-7.43	117.33	120.30
35	BA	1009	A	C5-C6-N1	-7.43	113.98	117.70
1	AA	109	A	N9-C4-C5	7.43	108.77	105.80
1	AA	1267	C	N3-C4-C5	-7.43	118.93	121.90
1	AA	615	C	C2-N3-C4	-7.43	116.19	119.90
1	AA	1030(A)	G	C4-C5-N7	7.43	113.77	110.80
1	AA	1335	C	C4-C5-C6	7.43	121.11	117.40
1	AA	770	C	N3-C4-N4	-7.43	112.80	118.00
1	AA	1088	G	C5-N7-C8	-7.43	100.59	104.30
34	B9	9	ARG	NE-CZ-NH1	-7.43	116.59	120.30
35	BA	208	C	C6-N1-C2	7.43	123.27	120.30
35	BA	654(P)	C	O4'-C1'-N1	7.43	114.14	108.20
35	BA	2126	A	N1-C6-N6	7.43	123.06	118.60
1	AA	26	A	C5-N7-C8	-7.42	100.19	103.90
35	BA	635	C	N1-C2-O2	7.42	123.36	118.90
35	BA	1768	U	C5-C6-N1	7.42	126.41	122.70
35	BA	1764	G	C6-C5-N7	7.42	134.85	130.40
1	AA	247	G	N1-C6-O6	-7.42	115.45	119.90
35	BA	1386	C	C4-C5-C6	7.42	121.11	117.40
35	BA	2633	G	N3-C4-C5	-7.42	124.89	128.60
35	BA	26	G	C6-N1-C2	7.42	129.55	125.10
35	BA	49	A	N1-C2-N3	7.42	133.01	129.30
35	BA	549	G	C2-N3-C4	7.42	115.61	111.90
35	BA	2397	G	N1-C6-O6	7.42	124.35	119.90
45	BN	3	THR	N-CA-C	-7.42	90.97	111.00
35	BA	1528	A	C2-N3-C4	7.42	114.31	110.60
35	BA	2745	C	C4-C5-C6	7.42	121.11	117.40
1	AA	1504	G	C8-N9-C4	7.41	109.36	106.40
35	BA	998	C	C5-C6-N1	7.41	124.71	121.00
57	BZ	80	ARG	NE-CZ-NH2	-7.41	116.59	120.30

Continued on next page...

Continued from previous page...

Mol	Chain	Res	Type	Atoms	Z	Observed(°)	Ideal(°)
1	AA	44	G	N9-C4-C5	7.41	108.36	105.40
1	AA	1304	G	C2-N3-C4	7.41	115.61	111.90
35	BA	990	A	C5'-C4'-O4'	-7.41	100.21	109.10
1	AA	1030(C)	G	N9-C4-C5	-7.41	102.44	105.40
1	AA	1212	U	O4'-C1'-N1	-7.41	102.27	108.20
35	BA	143	G	N7-C8-N9	-7.41	109.40	113.10
35	BA	426	C	O4'-C1'-N1	7.41	114.13	108.20
35	BA	823	G	C5-C6-N1	-7.41	107.80	111.50
35	BA	2093	G	N1-C6-O6	7.41	124.34	119.90
36	BB	50	G	O4'-C1'-N9	-7.41	102.27	108.20
1	AA	913	A	N1-C2-N3	7.41	133.00	129.30
1	AA	1399	C	C2-N3-C4	7.41	123.60	119.90
35	BA	1509(A)	A	C6-N1-C2	-7.41	114.16	118.60
35	BA	73	A	N1-C2-N3	-7.41	125.60	129.30
1	AA	792	A	N9-C4-C5	7.40	108.76	105.80
35	BA	377	C	N3-C4-C5	7.40	124.86	121.90
23	AX	12	A	C6-N1-C2	-7.40	114.16	118.60
35	BA	2366	A	N7-C8-N9	-7.40	110.10	113.80
1	AA	238	G	C2-N3-C4	7.40	115.60	111.90
35	BA	1816	G	C6-N1-C2	7.40	129.54	125.10
1	AA	275	G	N1-C2-N3	-7.40	119.46	123.90
1	AA	473	G	C8-N9-C4	-7.40	103.44	106.40
35	BA	705	A	N9-C4-C5	7.40	108.76	105.80
35	BA	790	C	C6-N1-C2	-7.40	117.34	120.30
35	BA	2727	G	C6-N1-C2	-7.40	120.66	125.10
25	B0	74	ARG	NE-CZ-NH1	7.40	124.00	120.30
35	BA	1447	G	N1-C6-O6	7.40	124.34	119.90
1	AA	179	A	C5-N7-C8	7.39	107.60	103.90
35	BA	2374	C	C5-C4-N4	-7.39	115.02	120.20
35	BA	23	G	N3-C4-C5	7.39	132.30	128.60
1	AA	1069	C	C5-C6-N1	-7.39	117.31	121.00
14	AN	57	ARG	NE-CZ-NH1	-7.39	116.61	120.30
35	BA	2838	G	N1-C6-O6	7.39	124.33	119.90
35	BA	2851	A	C8-N9-C4	-7.39	102.84	105.80
1	AA	379	C	C2-N3-C4	-7.39	116.21	119.90
35	BA	833	U	C5-C4-O4	-7.39	121.47	125.90
1	AA	851	G	N3-C2-N2	7.38	125.07	119.90
35	BA	2520	C	N3-C4-N4	7.38	123.17	118.00
35	BA	742	G	C4-C5-N7	7.38	113.75	110.80
1	AA	111	G	C5-C6-N1	-7.38	107.81	111.50
35	BA	2577	A	N1-C6-N6	-7.38	114.17	118.60
35	BA	2580	U	N1-C2-O2	7.38	127.97	122.80

Continued on next page...

Continued from previous page...

Mol	Chain	Res	Type	Atoms	Z	Observed(°)	Ideal(°)
1	AA	925	G	C5-C6-O6	-7.38	124.17	128.60
35	BA	654(F)	C	O4'-C1'-N1	7.38	114.10	108.20
1	AA	1103	C	C4-C5-C6	-7.38	113.71	117.40
1	AA	1153	C	N1-C2-O2	7.38	123.33	118.90
22	AV	62	C	C5-C6-N1	-7.38	117.31	121.00
35	BA	1400	G	C5-C6-O6	-7.38	124.17	128.60
35	BA	2151	G	C5-N7-C8	-7.38	100.61	104.30
45	BN	58	ASP	CB-CG-OD2	-7.38	111.66	118.30
9	AI	42	ARG	NE-CZ-NH2	-7.38	116.61	120.30
1	AA	1061	G	C4-C5-N7	7.38	113.75	110.80
35	BA	239	U	C5-C6-N1	-7.38	119.01	122.70
1	AA	533	A	N7-C8-N9	7.37	117.49	113.80
35	BA	2707	G	N7-C8-N9	-7.37	109.41	113.10
35	BA	2805	G	C6-N1-C2	-7.37	120.68	125.10
35	BA	1203	G	C5-C6-O6	7.37	133.02	128.60
35	BA	748	G	N7-C8-N9	7.37	116.78	113.10
1	AA	30	U	N1-C1'-C2'	7.37	123.58	114.00
1	AA	1117	G	O4'-C1'-N9	-7.37	102.31	108.20
35	BA	342	G	N9-C4-C5	-7.37	102.45	105.40
35	BA	1436	G	C6-N1-C2	-7.37	120.68	125.10
35	BA	2183	C	O4'-C1'-N1	-7.37	102.31	108.20
1	AA	647	C	C4-C5-C6	7.37	121.08	117.40
1	AA	1356	G	C8-N9-C4	-7.37	103.45	106.40
35	BA	962	G	C5-C6-N1	7.37	115.18	111.50
36	BB	25	A	C5-N7-C8	7.37	107.58	103.90
35	BA	1085	A	C4-C5-N7	-7.36	107.02	110.70
35	BA	1182	A	C5-N7-C8	7.36	107.58	103.90
35	BA	2447	G	C8-N9-C4	7.36	109.35	106.40
41	BG	113	ARG	NE-CZ-NH1	-7.36	116.62	120.30
1	AA	1140	C	O4'-C1'-N1	7.36	114.09	108.20
1	AA	1106	G	N7-C8-N9	-7.36	109.42	113.10
1	AA	1179	A	N1-C2-N3	7.36	132.98	129.30
35	BA	1835	G	C2-N3-C4	-7.36	108.22	111.90
35	BA	2770	G	N3-C4-N9	-7.36	121.58	126.00
35	BA	2878	U	C6-N1-C2	-7.36	116.58	121.00
35	BA	2061	G	N1-C2-N3	-7.36	119.48	123.90
1	AA	1156	G	N3-C2-N2	7.36	125.05	119.90
35	BA	2410	G	N1-C6-O6	-7.36	115.49	119.90
1	AA	411	A	C8-N9-C4	7.35	108.74	105.80
1	AA	353	A	C1'-O4'-C4'	7.35	115.78	109.90
1	AA	528	C	O4'-C1'-N1	-7.35	102.32	108.20
35	BA	485	C	N3-C4-N4	7.35	123.15	118.00

Continued on next page...

Continued from previous page...

Mol	Chain	Res	Type	Atoms	Z	Observed(°)	Ideal(°)
1	AA	47	C	C6-N1-C2	-7.35	117.36	120.30
1	AA	303	A	N1-C6-N6	7.35	123.01	118.60
35	BA	200	U	N3-C4-O4	-7.35	114.26	119.40
35	BA	632	A	C6-N1-C2	7.35	123.01	118.60
1	AA	1497	G	N9-C4-C5	7.35	108.34	105.40
35	BA	2256	G	N7-C8-N9	-7.35	109.43	113.10
35	BA	2681	C	N3-C2-O2	-7.35	116.76	121.90
1	AA	534	U	C5-C6-N1	7.35	126.37	122.70
29	B4	13	ARG	NE-CZ-NH2	-7.35	116.63	120.30
35	BA	309	G	C4-C5-N7	-7.35	107.86	110.80
35	BA	582	G	N3-C2-N2	-7.35	114.76	119.90
35	BA	1983	C	C2-N3-C4	-7.35	116.23	119.90
1	AA	1248	A	N1-C2-N3	-7.34	125.63	129.30
22	AV	4	G	O4'-C1'-N9	7.34	114.08	108.20
35	BA	621	A	O4'-C1'-N9	7.34	114.08	108.20
1	AA	180	U	C2-N3-C4	7.34	131.41	127.00
1	AA	222	U	C5-C4-O4	7.34	130.30	125.90
35	BA	52	A	N7-C8-N9	-7.34	110.13	113.80
35	BA	1031	G	C5-N7-C8	7.34	107.97	104.30
1	AA	1323	G	N1-C6-O6	7.34	124.30	119.90
25	B0	20	ARG	NE-CZ-NH2	7.33	123.97	120.30
35	BA	564	C	N3-C4-N4	7.33	123.14	118.00
1	AA	1497	G	C4-C5-C6	7.33	123.20	118.80
1	AA	189	G	C6-N1-C2	7.33	129.50	125.10
1	AA	319	G	C5-C6-O6	-7.33	124.20	128.60
1	AA	679	C	C5-C6-N1	-7.33	117.33	121.00
1	AA	999	C	C6-N1-C2	7.33	123.23	120.30
35	BA	1037	G	N9-C4-C5	-7.33	102.47	105.40
36	BB	1	U	C5-C6-N1	-7.33	119.03	122.70
1	AA	732	C	N3-C4-C5	7.33	124.83	121.90
1	AA	1496	C	C2-N3-C4	-7.33	116.23	119.90
35	BA	156	U	N3-C4-C5	-7.33	110.20	114.60
35	BA	1745	C	C2-N3-C4	7.33	123.56	119.90
36	BB	72	G	C6-C5-N7	7.33	134.79	130.40
1	AA	348	G	O4'-C1'-N9	-7.32	102.34	108.20
35	BA	798	G	N9-C4-C5	-7.32	102.47	105.40
35	BA	2570	G	N9-C4-C5	7.32	108.33	105.40
35	BA	2766	G	C4-C5-N7	-7.32	107.87	110.80
35	BA	37	C	C4-C5-C6	7.32	121.06	117.40
1	AA	721	G	C5-C6-N1	-7.32	107.84	111.50
1	AA	1101	A	N7-C8-N9	7.32	117.46	113.80
35	BA	1075	C	N1-C2-O2	-7.32	114.51	118.90

Continued on next page...

Continued from previous page...

Mol	Chain	Res	Type	Atoms	Z	Observed(°)	Ideal(°)
35	BA	1597	A	N1-C6-N6	-7.32	114.21	118.60
35	BA	158	U	C5-C4-O4	7.32	130.29	125.90
35	BA	1219	G	N9-C4-C5	7.32	108.33	105.40
35	BA	1705	G	C5-C6-O6	7.32	132.99	128.60
35	BA	2195	C	C1'-O4'-C4'	-7.32	104.05	109.90
1	AA	474	G	C2-N3-C4	-7.32	108.24	111.90
35	BA	520	G	C8-N9-C4	7.32	109.33	106.40
35	BA	1324	G	N9-C4-C5	7.32	108.33	105.40
1	AA	457	C	C4-C5-C6	-7.32	113.74	117.40
1	AA	584	G	N3-C4-N9	7.32	130.39	126.00
35	BA	993	G	C5-C6-N1	7.32	115.16	111.50
1	AA	8	A	N1-C6-N6	-7.31	114.21	118.60
1	AA	351	G	N3-C2-N2	-7.31	114.78	119.90
1	AA	658	G	O5'-P-OP1	-7.31	99.12	105.70
35	BA	2104	G	C4-C5-N7	7.31	113.72	110.80
47	BP	53	GLY	N-CA-C	-7.31	94.82	113.10
1	AA	716	A	C6-N1-C2	7.31	122.99	118.60
1	AA	1335	C	C6-N1-C2	7.31	123.22	120.30
22	AV	5	G	N9-C4-C5	-7.31	102.48	105.40
1	AA	707	C	N3-C4-C5	-7.31	118.98	121.90
1	AA	912	C	N3-C2-O2	-7.31	116.78	121.90
1	AA	917	G	C4-C5-N7	-7.31	107.88	110.80
35	BA	518	G	C5-C6-O6	7.31	132.98	128.60
35	BA	952	G	C8-N9-C4	-7.31	103.48	106.40
35	BA	1194	A	C8-N9-C4	7.31	108.72	105.80
35	BA	1954	G	N9-C4-C5	-7.31	102.48	105.40
55	BX	68	ARG	NE-CZ-NH1	7.31	123.95	120.30
1	AA	984	C	N3-C4-C5	7.30	124.82	121.90
35	BA	1251	C	C2-N3-C4	-7.30	116.25	119.90
35	BA	2558	C	O4'-C1'-N1	7.30	114.04	108.20
36	BB	50	G	C6-C5-N7	7.30	134.78	130.40
35	BA	1434	A	C5'-C4'-C3'	-7.30	104.32	116.00
35	BA	1994	C	C2-N3-C4	7.30	123.55	119.90
1	AA	22	G	C5-C6-O6	-7.30	124.22	128.60
35	BA	483	A	C2-N3-C4	7.30	114.25	110.60
35	BA	2839	G	C5-C6-N1	-7.30	107.85	111.50
35	BA	1891	G	C6-C5-N7	-7.30	126.02	130.40
1	AA	220	G	N1-C6-O6	7.30	124.28	119.90
35	BA	175	G	C5-N7-C8	7.30	107.95	104.30
35	BA	566	U	C5-C6-N1	7.30	126.35	122.70
35	BA	1179	C	C5-C6-N1	7.30	124.65	121.00
35	BA	1950	G	N7-C8-N9	-7.30	109.45	113.10

Continued on next page...

Continued from previous page...

Mol	Chain	Res	Type	Atoms	Z	Observed(°)	Ideal(°)
35	BA	2258	C	C5-C4-N4	-7.30	115.09	120.20
35	BA	2639	A	C5-C6-N1	7.30	121.35	117.70
1	AA	991	U	C2-N3-C4	-7.29	122.62	127.00
35	BA	2034	U	C5-C6-N1	7.29	126.35	122.70
35	BA	362	U	N3-C2-O2	-7.29	117.09	122.20
35	BA	2483	C	N3-C4-C5	7.29	124.82	121.90
1	AA	119	A	C3'-C2'-C1'	7.29	107.33	101.50
35	BA	1403	C	C6-N1-C2	-7.29	117.38	120.30
35	BA	1845	G	C2-N3-C4	7.29	115.55	111.90
36	BB	39	A	C6-N1-C2	7.29	122.97	118.60
1	AA	1067	A	C2-N3-C4	-7.29	106.95	110.60
1	AA	1225	A	O4'-C1'-N9	7.29	114.03	108.20
35	BA	363(E)	U	C5-C6-N1	-7.29	119.06	122.70
1	AA	1059	C	C6-N1-C2	7.29	123.22	120.30
35	BA	784	A	C3'-C2'-C1'	7.29	107.33	101.50
35	BA	860	U	C6-N1-C2	-7.29	116.63	121.00
35	BA	1303	G	C8-N9-C4	-7.29	103.48	106.40
35	BA	1393	A	O4'-C1'-N9	7.29	114.03	108.20
35	BA	2417	C	C3'-C2'-C1'	7.29	107.33	101.50
35	BA	271(S)	G	N9-C4-C5	-7.29	102.48	105.40
35	BA	1612	C	C5-C6-N1	-7.29	117.36	121.00
35	BA	2004	G	C5-N7-C8	7.29	107.94	104.30
35	BA	222	A	O4'-C1'-N9	7.29	114.03	108.20
35	BA	1005	C	N3-C4-C5	7.29	124.81	121.90
35	BA	1899	G	C8-N9-C4	7.29	109.31	106.40
1	AA	238	G	N3-C4-C5	-7.28	124.96	128.60
1	AA	309	G	C1'-O4'-C4'	-7.28	104.07	109.90
51	BT	3	ARG	NE-CZ-NH2	-7.28	116.66	120.30
1	AA	1157	A	C8-N9-C4	7.28	108.71	105.80
1	AA	1262	C	C5-C4-N4	7.28	125.30	120.20
35	BA	271(J)	C	N3-C4-C5	7.28	124.81	121.90
35	BA	1229	G	C5-N7-C8	-7.28	100.66	104.30
5	AE	64	ARG	NE-CZ-NH1	-7.28	116.66	120.30
22	AV	17	C	C3'-C2'-C1'	7.28	107.33	101.50
35	BA	590	A	C8-N9-C4	-7.28	102.89	105.80
1	AA	1324	A	O4'-C1'-N9	7.28	114.02	108.20
7	AG	151	TYR	CB-CG-CD1	-7.28	116.63	121.00
22	AV	55	U	C5-C6-N1	7.28	126.34	122.70
35	BA	244	A	C5-N7-C8	7.28	107.54	103.90
1	AA	1260	C	N1-C2-O2	-7.28	114.53	118.90
1	AA	1497	G	C8-N9-C4	-7.28	103.49	106.40
35	BA	571	A	C5-C6-N1	-7.28	114.06	117.70

Continued on next page...

Continued from previous page...

Mol	Chain	Res	Type	Atoms	Z	Observed(°)	Ideal(°)
1	AA	1407	C	C2-N3-C4	-7.28	116.26	119.90
15	AO	78	TYR	CB-CG-CD2	-7.28	116.63	121.00
35	BA	137	C	C2-N3-C4	-7.28	116.26	119.90
35	BA	1429	G	C4-C5-N7	7.28	113.71	110.80
35	BA	2500	U	C6-N1-C2	-7.28	116.64	121.00
36	BB	4	C	C2-N3-C4	7.28	123.54	119.90
35	BA	1635	G	C8-N9-C4	7.27	109.31	106.40
35	BA	23	G	C5-C6-O6	7.27	132.96	128.60
35	BA	306	U	C5-C6-N1	7.27	126.33	122.70
1	AA	268	C	N3-C4-C5	7.27	124.81	121.90
35	BA	628	G	N1-C2-N3	7.27	128.26	123.90
35	BA	827	U	C5-C6-N1	-7.27	119.07	122.70
35	BA	2675	A	C2-N3-C4	-7.27	106.97	110.60
16	AP	71	ARG	NE-CZ-NH2	-7.27	116.67	120.30
35	BA	2293	C	N1-C2-O2	7.27	123.26	118.90
35	BA	2727	G	N9-C4-C5	7.27	108.31	105.40
29	B4	51	ASP	CB-CG-OD1	7.26	124.84	118.30
35	BA	1396	U	N1-C1'-C2'	7.26	123.44	114.00
1	AA	1367	C	C2-N3-C4	-7.26	116.27	119.90
1	AA	47	C	C2-N3-C4	7.26	123.53	119.90
1	AA	390	C	N3-C4-C5	7.26	124.80	121.90
1	AA	390	C	N3-C4-N4	-7.26	112.92	118.00
1	AA	1388	C	N1-C2-O2	7.26	123.25	118.90
20	AT	64	ASP	CB-CG-OD1	-7.26	111.77	118.30
35	BA	2569	G	C5-N7-C8	7.26	107.93	104.30
37	BC	54	ARG	NE-CZ-NH2	-7.26	116.67	120.30
35	BA	2657	A	C8-N9-C4	-7.26	102.90	105.80
1	AA	917	G	N3-C2-N2	-7.26	114.82	119.90
22	AV	53	G	C6-N1-C2	7.26	129.45	125.10
35	BA	1313	U	N1-C1'-C2'	7.26	123.43	114.00
36	BB	72	G	C8-N9-C4	-7.26	103.50	106.40
1	AA	1084	G	N3-C4-C5	-7.25	124.97	128.60
1	AA	134	A	N7-C8-N9	-7.25	110.17	113.80
1	AA	371	G	N3-C4-C5	7.25	132.23	128.60
1	AA	519	C	C5-C6-N1	7.25	124.63	121.00
27	B2	31	GLU	OE1-CD-OE2	-7.25	114.59	123.30
35	BA	2693	A	C8-N9-C4	-7.25	102.90	105.80
35	BA	1661	G	C4-C5-N7	7.25	113.70	110.80
1	AA	232	G	C6-N1-C2	-7.25	120.75	125.10
1	AA	1213	A	C4-C5-C6	7.25	120.62	117.00
1	AA	162	A	C8-N9-C4	-7.25	102.90	105.80
35	BA	2315	G	C4-C5-C6	7.25	123.15	118.80

Continued on next page...

Continued from previous page...

Mol	Chain	Res	Type	Atoms	Z	Observed(°)	Ideal(°)
1	AA	961	U	N3-C4-O4	-7.25	114.33	119.40
35	BA	2683	C	C5-C6-N1	7.24	124.62	121.00
1	AA	189(D)	C	C5-C4-N4	7.24	125.27	120.20
22	AV	49	G	C8-N9-C4	-7.24	103.50	106.40
35	BA	1509(A)	A	N3-C4-N9	7.24	133.19	127.40
35	BA	2671	A	N7-C8-N9	-7.24	110.18	113.80
35	BA	816	C	C5-C6-N1	-7.24	117.38	121.00
35	BA	1644	C	N1-C2-O2	7.24	123.24	118.90
35	BA	1850	G	N3-C4-N9	7.24	130.34	126.00
1	AA	235	C	N1-C2-O2	7.24	123.24	118.90
1	AA	1288	A	C6-C5-N7	7.24	137.37	132.30
35	BA	1343	G	N1-C2-N3	-7.24	119.56	123.90
35	BA	1996	C	N1-C2-O2	-7.24	114.56	118.90
1	AA	1133	G	C6-N1-C2	7.24	129.44	125.10
1	AA	1377	A	C3'-C2'-C1'	-7.24	95.71	101.50
35	BA	2567	G	C5-N7-C8	-7.23	100.68	104.30
35	BA	12	U	N3-C2-O2	-7.23	117.14	122.20
35	BA	279	C	C6-N1-C2	-7.23	117.41	120.30
35	BA	1828	G	N3-C4-N9	7.23	130.34	126.00
35	BA	2587	A	N9-C4-C5	7.23	108.69	105.80
1	AA	431	A	C4-C5-C6	7.23	120.61	117.00
1	AA	755	G	C5-C6-N1	-7.23	107.89	111.50
35	BA	879	G	N1-C6-O6	-7.23	115.56	119.90
1	AA	517	G	N7-C8-N9	7.23	116.71	113.10
35	BA	1786	A	N9-C1'-C2'	7.23	123.40	114.00
1	AA	113	G	C8-N9-C4	7.22	109.29	106.40
1	AA	316	G	C4-C5-N7	-7.22	107.91	110.80
22	AV	24	U	C5-C4-O4	7.22	130.24	125.90
40	BF	46	ARG	NE-CZ-NH1	7.22	123.91	120.30
1	AA	399	G	C5-N7-C8	-7.22	100.69	104.30
1	AA	1197	G	O4'-C1'-N9	-7.22	102.42	108.20
35	BA	1697	G	C2-N3-C4	7.22	115.51	111.90
35	BA	2072	G	C5'-C4'-O4'	7.22	117.77	109.10
35	BA	2256	G	C8-N9-C4	7.22	109.29	106.40
22	AV	8	U	C6-N1-C2	-7.22	116.67	121.00
35	BA	2238	G	N9-C4-C5	-7.22	102.51	105.40
35	BA	2548	G	C8-N9-C4	-7.22	103.51	106.40
35	BA	2895	U	C5-C4-O4	7.22	130.23	125.90
1	AA	63	C	C2-N3-C4	7.22	123.51	119.90
1	AA	1498	U	C4'-C3'-C2'	7.22	109.82	102.60
35	BA	1690	A	C5-C6-N1	-7.22	114.09	117.70
35	BA	2295	C	C4-C5-C6	-7.22	113.79	117.40

Continued on next page...

Continued from previous page...

Mol	Chain	Res	Type	Atoms	Z	Observed(°)	Ideal(°)
35	BA	2465	C	O4'-C1'-N1	7.22	113.97	108.20
1	AA	138	G	C5-C6-N1	-7.21	107.89	111.50
1	AA	222	U	N3-C4-C5	-7.21	110.27	114.60
1	AA	1379	G	N7-C8-N9	7.21	116.71	113.10
35	BA	304	G	N3-C2-N2	-7.21	114.85	119.90
35	BA	829	A	N9-C4-C5	7.21	108.69	105.80
35	BA	1315	C	N3-C4-N4	7.21	123.05	118.00
1	AA	189	G	C8-N9-C4	-7.21	103.52	106.40
35	BA	202	U	N3-C2-O2	7.21	127.25	122.20
35	BA	2003	G	N3-C4-C5	-7.21	124.99	128.60
35	BA	2030	A	C2-N3-C4	-7.21	106.99	110.60
35	BA	2238	G	C2-N3-C4	-7.21	108.29	111.90
35	BA	21	A	N9-C4-C5	7.21	108.68	105.80
22	AV	5	G	C8-N9-C4	7.21	109.28	106.40
35	BA	1828	G	N9-C4-C5	-7.21	102.52	105.40
1	AA	133	U	C4-C5-C6	7.21	124.02	119.70
35	BA	654	A	C8-N9-C4	-7.21	102.92	105.80
35	BA	1676	A	C5-C6-N1	-7.21	114.10	117.70
1	AA	792	A	O4'-C1'-N9	7.21	113.96	108.20
35	BA	17	G	O4'-C1'-N9	7.21	113.96	108.20
1	AA	432	A	O4'-C1'-N9	7.20	113.96	108.20
35	BA	378	C	N3-C4-C5	7.20	124.78	121.90
35	BA	1068	G	N7-C8-N9	7.20	116.70	113.10
35	BA	1990	C	C4-C5-C6	7.20	121.00	117.40
1	AA	132	C	C2-N3-C4	7.20	123.50	119.90
1	AA	403	C	C5-C4-N4	7.20	125.24	120.20
1	AA	532	A	C5'-C4'-O4'	-7.20	100.46	109.10
35	BA	654(K)	C	C5-C6-N1	7.20	124.60	121.00
35	BA	2400	G	N1-C6-O6	-7.20	115.58	119.90
1	AA	331	G	N9-C4-C5	-7.20	102.52	105.40
35	BA	13	A	C4-C5-N7	7.20	114.30	110.70
35	BA	272(I)	U	O4'-C1'-N1	-7.20	102.44	108.20
35	BA	2612	C	C4-C5-C6	7.20	121.00	117.40
1	AA	322	C	N3-C4-C5	-7.20	119.02	121.90
1	AA	1031	G	C8-N9-C4	7.20	109.28	106.40
1	AA	1109	C	C6-N1-C2	-7.20	117.42	120.30
1	AA	1115	C	C6-N1-C2	-7.20	117.42	120.30
35	BA	290	G	C6-N1-C2	-7.20	120.78	125.10
48	BQ	119	ARG	NE-CZ-NH2	-7.19	116.70	120.30
35	BA	916	G	N1-C6-O6	7.19	124.22	119.90
35	BA	1942	C	C2-N3-C4	-7.19	116.30	119.90
35	BA	2123	G	N1-C2-N3	7.19	128.22	123.90

Continued on next page...

Continued from previous page...

Mol	Chain	Res	Type	Atoms	Z	Observed(°)	Ideal(°)
1	AA	695	A	N9-C4-C5	7.19	108.68	105.80
1	AA	1088	G	C4-C5-N7	7.19	113.68	110.80
35	BA	881	G	N7-C8-N9	-7.19	109.50	113.10
35	BA	1266	G	N1-C2-N3	7.19	128.21	123.90
1	AA	1037	C	N3-C4-C5	7.19	124.78	121.90
35	BA	569	U	O4'-C1'-N1	-7.19	102.45	108.20
35	BA	2678	C	C2-N3-C4	7.19	123.49	119.90
35	BA	2857	G	C8-N9-C4	-7.19	103.53	106.40
1	AA	306	G	C5-C6-O6	-7.19	124.29	128.60
1	AA	350	G	C2-N3-C4	7.19	115.49	111.90
1	AA	1069	C	N3-C4-C5	-7.19	119.03	121.90
1	AA	267	C	C5-C6-N1	-7.18	117.41	121.00
1	AA	615	C	N1-C2-N3	7.18	124.23	119.20
8	AH	102	ARG	NE-CZ-NH1	7.18	123.89	120.30
35	BA	290	G	C5-C6-O6	-7.18	124.29	128.60
35	BA	2375	G	C4-C5-C6	7.18	123.11	118.80
35	BA	2640	G	C5-C6-N1	7.18	115.09	111.50
35	BA	2644	G	N7-C8-N9	7.18	116.69	113.10
1	AA	204	U	C2-N3-C4	-7.18	122.69	127.00
24	AY	170	ARG	NE-CZ-NH1	7.18	123.89	120.30
1	AA	7	G	C5'-C4'-C3'	-7.18	104.51	116.00
1	AA	378	G	C5-C6-N1	7.18	115.09	111.50
35	BA	958	U	N1-C2-N3	-7.18	110.59	114.90
35	BA	1477	A	N7-C8-N9	7.18	117.39	113.80
1	AA	545	C	N3-C4-C5	-7.18	119.03	121.90
1	AA	633	G	N9-C4-C5	-7.18	102.53	105.40
1	AA	1168	A	C8-N9-C4	7.18	108.67	105.80
35	BA	71	A	C6-N1-C2	-7.18	114.29	118.60
35	BA	1584	C	N1-C1'-C2'	7.18	123.33	114.00
1	AA	425	G	C6-C5-N7	7.18	134.71	130.40
35	BA	315	G	C5'-C4'-C3'	-7.18	104.52	116.00
35	BA	931	G	O4'-C1'-N9	-7.18	102.46	108.20
35	BA	1137	G	N3-C2-N2	-7.18	114.88	119.90
35	BA	2757	A	C5-N7-C8	7.18	107.49	103.90
35	BA	2360	A	N1-C6-N6	7.17	122.90	118.60
35	BA	635	C	N3-C2-O2	-7.17	116.88	121.90
35	BA	763	G	C5-C6-O6	7.17	132.90	128.60
35	BA	2043	C	N3-C4-C5	-7.17	119.03	121.90
1	AA	150	C	C1'-O4'-C4'	7.17	115.64	109.90
1	AA	275	G	C2-N3-C4	7.17	115.48	111.90
1	AA	866	C	C2-N3-C4	-7.17	116.31	119.90
1	AA	1268	A	C2-N3-C4	7.17	114.18	110.60

Continued on next page...

Continued from previous page...

Mol	Chain	Res	Type	Atoms	Z	Observed(°)	Ideal(°)
36	BB	72	G	C4-C5-N7	-7.17	107.93	110.80
35	BA	950	G	C5-C6-O6	7.17	132.90	128.60
35	BA	2028	U	N3-C2-O2	7.17	127.22	122.20
35	BA	2686	G	N9-C4-C5	-7.16	102.53	105.40
1	AA	1480	G	C2-N3-C4	7.16	115.48	111.90
35	BA	223	A	C8-N9-C4	-7.16	102.94	105.80
1	AA	370	C	N3-C4-C5	-7.16	119.04	121.90
1	AA	533	A	C8-N9-C4	-7.16	102.94	105.80
1	AA	732	C	C4-C5-C6	-7.16	113.82	117.40
1	AA	1030(D)	A	C5-C6-N1	-7.16	114.12	117.70
35	BA	1633	G	O4'-C1'-N9	-7.16	102.47	108.20
35	BA	2544	G	O4'-C1'-N9	7.16	113.93	108.20
1	AA	396	G	N1-C6-O6	-7.16	115.61	119.90
35	BA	139(A)	G	C5-C6-N1	7.16	115.08	111.50
35	BA	1114	G	C5-C6-O6	-7.16	124.31	128.60
35	BA	33	U	C6-N1-C2	7.15	125.29	121.00
35	BA	539	G	C4-C5-C6	7.15	123.09	118.80
35	BA	2396	G	C6-C5-N7	7.15	134.69	130.40
35	BA	2060	A	C5-C6-N1	7.15	121.28	117.70
35	BA	2581	G	C5-C6-O6	-7.15	124.31	128.60
1	AA	1256	A	N1-C2-N3	-7.15	125.73	129.30
35	BA	271	A	N3-C4-C5	7.15	131.80	126.80
35	BA	798	G	C2-N3-C4	-7.15	108.33	111.90
35	BA	1985	G	N9-C4-C5	-7.15	102.54	105.40
35	BA	2303	G	C2-N3-C4	7.15	115.47	111.90
36	BB	67	G	C5-C6-O6	-7.15	124.31	128.60
1	AA	1218	C	N3-C4-C5	7.15	124.76	121.90
35	BA	2549	G	N7-C8-N9	7.15	116.67	113.10
35	BA	19	C	C6-N1-C2	7.15	123.16	120.30
35	BA	644	A	C5-C6-N1	7.15	121.27	117.70
5	AE	14	ARG	NE-CZ-NH2	-7.14	116.73	120.30
35	BA	80	G	N7-C8-N9	7.14	116.67	113.10
35	BA	1618	A	N9-C4-C5	-7.14	102.94	105.80
1	AA	794	A	C8-N9-C4	7.14	108.66	105.80
35	BA	2189	U	N1-C2-N3	-7.14	110.61	114.90
35	BA	2859	G	N7-C8-N9	7.14	116.67	113.10
38	BD	218	ARG	NE-CZ-NH1	-7.14	116.73	120.30
1	AA	1176	A	N7-C8-N9	7.14	117.37	113.80
35	BA	1748	G	C5-C6-O6	-7.14	124.32	128.60
35	BA	2252	G	N1-C2-N3	-7.14	119.62	123.90
35	BA	687	C	N1-C2-O2	7.14	123.18	118.90
35	BA	1707	G	C8-N9-C4	-7.14	103.55	106.40

Continued on next page...

Continued from previous page...

Mol	Chain	Res	Type	Atoms	Z	Observed(°)	Ideal(°)
36	BB	107	G	C6-N1-C2	-7.14	120.82	125.10
1	AA	1423	G	N7-C8-N9	-7.14	109.53	113.10
35	BA	1315	C	C4-C5-C6	7.14	120.97	117.40
1	AA	47	C	N3-C4-C5	-7.14	119.05	121.90
1	AA	600	C	C5-C6-N1	7.14	124.57	121.00
35	BA	654(N)	G	C8-N9-C4	-7.14	103.55	106.40
35	BA	1762	A	C2-N3-C4	7.14	114.17	110.60
1	AA	337	C	N3-C2-O2	7.13	126.89	121.90
36	BB	109	C	C2-N3-C4	-7.13	116.33	119.90
36	BB	115	G	C4-C5-N7	-7.13	107.95	110.80
1	AA	702	A	N9-C4-C5	7.13	108.65	105.80
1	AA	1198	G	N1-C2-N3	7.13	128.18	123.90
35	BA	270	A	O4'-C1'-N9	7.13	113.91	108.20
35	BA	2679	A	C8-N9-C4	-7.13	102.95	105.80
1	AA	771	G	N3-C4-C5	-7.13	125.03	128.60
1	AA	555	C	N3-C4-C5	7.13	124.75	121.90
1	AA	1098	C	N1-C2-O2	-7.13	114.62	118.90
35	BA	1252	G	N1-C6-O6	7.13	124.18	119.90
35	BA	2874	C	C2-N3-C4	-7.13	116.34	119.90
35	BA	126	A	N1-C2-N3	-7.13	125.74	129.30
35	BA	457	A	N1-C6-N6	-7.13	114.32	118.60
35	BA	1594	G	C2-N3-C4	7.13	115.46	111.90
35	BA	2012	G	N9-C4-C5	-7.13	102.55	105.40
1	AA	667	G	C5-C6-N1	7.12	115.06	111.50
7	AG	149	ARG	NE-CZ-NH2	-7.12	116.74	120.30
1	AA	1203	C	C4-C5-C6	7.12	120.96	117.40
35	BA	609	A	N1-C2-N3	-7.12	125.74	129.30
35	BA	1440	G	C5-N7-C8	-7.12	100.74	104.30
36	BB	61	G	C8-N9-C4	7.12	109.25	106.40
22	AV	6	G	N9-C4-C5	-7.12	102.55	105.40
35	BA	1509(A)	A	N1-C2-N3	7.12	132.86	129.30
1	AA	1221	G	C5-C6-O6	7.12	132.87	128.60
35	BA	1178	C	C4-C5-C6	7.12	120.96	117.40
1	AA	793	U	N1-C2-O2	-7.12	117.82	122.80
35	BA	122	G	N9-C1'-C2'	-7.12	104.17	112.00
35	BA	391	G	C5-C6-N1	7.12	115.06	111.50
35	BA	2203	U	C5-C6-N1	7.12	126.26	122.70
1	AA	1324	A	N1-C6-N6	7.12	122.87	118.60
35	BA	244	A	C4-C5-C6	-7.12	113.44	117.00
30	B5	16	ARG	NE-CZ-NH2	-7.12	116.74	120.30
35	BA	1407	C	N3-C4-C5	7.12	124.75	121.90
35	BA	1667	G	N3-C4-C5	7.12	132.16	128.60

Continued on next page...

Continued from previous page...

Mol	Chain	Res	Type	Atoms	Z	Observed(°)	Ideal(°)
1	AA	622	A	C2-N3-C4	7.11	114.16	110.60
1	AA	1258	G	N9-C4-C5	7.11	108.25	105.40
24	AY	11	ARG	NE-CZ-NH1	7.11	123.86	120.30
35	BA	2111	C	C4-C5-C6	-7.11	113.84	117.40
1	AA	576	G	N3-C4-C5	-7.11	125.04	128.60
1	AA	1103	C	C1'-O4'-C4'	7.11	115.59	109.90
1	AA	134	A	O4'-C1'-N9	7.11	113.89	108.20
1	AA	820	U	O4'-C1'-N1	7.11	113.89	108.20
1	AA	967	C	C2-N3-C4	-7.11	116.34	119.90
35	BA	525	U	N3-C4-C5	7.11	118.87	114.60
35	BA	628	G	C2-N3-C4	-7.11	108.34	111.90
35	BA	2507	C	N3-C4-N4	7.11	122.98	118.00
1	AA	1314	C	N3-C4-N4	7.11	122.98	118.00
35	BA	616	G	O4'-C1'-N9	-7.11	102.51	108.20
35	BA	2177	C	C2-N3-C4	7.11	123.45	119.90
35	BA	2613	U	N3-C2-O2	-7.11	117.22	122.20
1	AA	733	A	C4-C5-C6	-7.11	113.45	117.00
1	AA	1289	A	C8-N9-C4	7.11	108.64	105.80
1	AA	877	C	N3-C4-C5	-7.10	119.06	121.90
35	BA	654(M)	C	C5-C6-N1	7.10	124.55	121.00
35	BA	1083	U	C2-N3-C4	-7.10	122.74	127.00
35	BA	1215	G	C4-C5-N7	7.10	113.64	110.80
35	BA	1957	C	C5-C6-N1	7.10	124.55	121.00
1	AA	445	G	C2-N3-C4	7.10	115.45	111.90
1	AA	631	G	C6-N1-C2	-7.10	120.84	125.10
1	AA	1276	G	C5-C6-N1	-7.10	107.95	111.50
35	BA	1646	C	O4'-C1'-N1	7.10	113.88	108.20
1	AA	1434	A	N7-C8-N9	-7.10	110.25	113.80
1	AA	520	A	N7-C8-N9	-7.10	110.25	113.80
35	BA	566	U	C6-N1-C2	-7.10	116.74	121.00
35	BA	812	C	C6-N1-C2	-7.10	117.46	120.30
35	BA	956	G	O4'-C1'-N9	7.10	113.88	108.20
1	AA	1046	A	C5-C6-N1	7.10	121.25	117.70
35	BA	837	C	C2-N3-C4	-7.10	116.35	119.90
35	BA	2377	A	N7-C8-N9	7.10	117.35	113.80
35	BA	825	C	O4'-C1'-N1	7.09	113.88	108.20
35	BA	952	G	C2-N3-C4	-7.09	108.35	111.90
35	BA	1281	G	N7-C8-N9	7.09	116.65	113.10
35	BA	1315	C	C5-C4-N4	-7.09	115.23	120.20
35	BA	1668	A	O4'-C1'-N9	7.09	113.88	108.20
35	BA	1758	G	N1-C6-O6	-7.09	115.64	119.90
35	BA	2861	G	N1-C6-O6	7.09	124.16	119.90

Continued on next page...

Continued from previous page...

Mol	Chain	Res	Type	Atoms	Z	Observed(°)	Ideal(°)
1	AA	1151	A	C4-C5-C6	-7.09	113.45	117.00
35	BA	272(C)	G	C5-N7-C8	7.09	107.85	104.30
35	BA	2664	G	N3-C2-N2	-7.09	114.94	119.90
1	AA	533	A	C5-N7-C8	-7.09	100.36	103.90
1	AA	1316	G	O4'-C1'-N9	7.09	113.87	108.20
35	BA	110	G	N9-C4-C5	7.09	108.24	105.40
35	BA	1543	C	N3-C4-C5	7.09	124.74	121.90
50	BS	89	ARG	NH1-CZ-NH2	-7.09	111.60	119.40
35	BA	1554	A	N1-C6-N6	-7.09	114.35	118.60
1	AA	1398	A	O5'-P-OP1	-7.09	99.32	105.70
35	BA	1601	G	C5-C6-N1	-7.09	107.96	111.50
1	AA	314	C	O4'-C4'-C3'	7.09	111.77	106.10
1	AA	1127	G	C6-N1-C2	7.09	129.35	125.10
35	BA	792	G	C5-C6-O6	-7.09	124.35	128.60
35	BA	2762	G	N7-C8-N9	-7.09	109.56	113.10
35	BA	2823	A	N1-C6-N6	-7.08	114.35	118.60
1	AA	225	C	C5-C6-N1	7.08	124.54	121.00
1	AA	902	G	C4-C5-N7	7.08	113.63	110.80
1	AA	1059	C	C5-C4-N4	7.08	125.16	120.20
35	BA	1136	G	N1-C6-O6	7.08	124.15	119.90
36	BB	93	G	C5-N7-C8	7.08	107.84	104.30
1	AA	1426	C	C6-N1-C2	-7.08	117.47	120.30
1	AA	1171	G	C6-C5-N7	7.08	134.65	130.40
1	AA	1180	A	N1-C2-N3	-7.08	125.76	129.30
35	BA	1543	C	C5-C4-N4	-7.08	115.24	120.20
35	BA	1756	G	C5-C6-O6	7.08	132.85	128.60
1	AA	149	A	C4-C5-C6	7.08	120.54	117.00
1	AA	775	G	N3-C4-C5	-7.08	125.06	128.60
35	BA	985	C	C2-N3-C4	-7.08	116.36	119.90
35	BA	2458	G	C2-N3-C4	-7.08	108.36	111.90
35	BA	2826	A	C5-N7-C8	7.08	107.44	103.90
35	BA	2625	G	C5-N7-C8	-7.08	100.76	104.30
1	AA	131	C	N1-C2-O2	7.08	123.15	118.90
1	AA	340	U	C5-C6-N1	7.08	126.24	122.70
1	AA	1500	A	C2-N3-C4	-7.08	107.06	110.60
24	AY	396	ARG	NE-CZ-NH1	7.08	123.84	120.30
35	BA	2517	C	O4'-C1'-N1	7.08	113.86	108.20
36	BB	30	C	N3-C2-O2	-7.08	116.95	121.90
35	BA	945	A	C5-C6-N1	-7.07	114.16	117.70
35	BA	1675	C	N3-C4-N4	7.07	122.95	118.00
35	BA	769	G	N3-C4-C5	7.07	132.14	128.60
1	AA	290	C	N3-C4-C5	-7.07	119.07	121.90

Continued on next page...

Continued from previous page...

Mol	Chain	Res	Type	Atoms	Z	Observed(°)	Ideal(°)
1	AA	1162	C	C2-N3-C4	7.07	123.44	119.90
1	AA	1487	G	N7-C8-N9	7.07	116.64	113.10
35	BA	271(Z)	C	N3-C4-N4	7.07	122.95	118.00
35	BA	431	U	C5-C4-O4	7.07	130.14	125.90
1	AA	1100	C	N1-C2-O2	-7.07	114.66	118.90
36	BB	69	G	C5-C6-N1	-7.07	107.97	111.50
35	BA	2722	G	C4-C5-C6	7.07	123.04	118.80
35	BA	1209	G	N3-C4-N9	-7.07	121.76	126.00
1	AA	179	A	N7-C8-N9	-7.06	110.27	113.80
1	AA	237	C	C5-C6-N1	-7.06	117.47	121.00
1	AA	1166	G	N3-C4-C5	-7.06	125.07	128.60
35	BA	2152	G	N1-C6-O6	-7.06	115.66	119.90
35	BA	2187	G	C5-N7-C8	-7.06	100.77	104.30
49	BR	12	ARG	NE-CZ-NH2	-7.06	116.77	120.30
35	BA	648	G	C4-C5-N7	-7.06	107.98	110.80
35	BA	751	A	C2-N3-C4	-7.06	107.07	110.60
35	BA	156	U	N1-C2-O2	7.06	127.74	122.80
36	BB	68	C	N3-C2-O2	-7.06	116.96	121.90
35	BA	558	G	C8-N9-C4	7.06	109.22	106.40
1	AA	43	C	C5-C6-N1	-7.06	117.47	121.00
1	AA	183	G	C2-N3-C4	-7.05	108.37	111.90
1	AA	428	G	C3'-C2'-C1'	7.05	107.14	101.50
35	BA	752	A	C4-C5-C6	-7.05	113.47	117.00
35	BA	2367	G	C2-N3-C4	7.05	115.43	111.90
35	BA	2801(A)	A	N1-C6-N6	-7.05	114.37	118.60
41	BG	22	ARG	NE-CZ-NH1	7.05	123.83	120.30
1	AA	734	G	C6-N1-C2	7.05	129.33	125.10
1	AA	1269	A	C2-N3-C4	7.05	114.12	110.60
35	BA	47	C	C2-N3-C4	7.05	123.42	119.90
35	BA	2260	C	C5-C6-N1	7.05	124.52	121.00
35	BA	2704	C	C2-N3-C4	-7.05	116.38	119.90
36	BB	61	G	N1-C6-O6	7.05	124.13	119.90
1	AA	127	G	C4-C5-N7	7.05	113.62	110.80
35	BA	962	G	C2-N3-C4	7.05	115.42	111.90
35	BA	1434	A	C4-C5-N7	7.05	114.22	110.70
35	BA	2220	G	C5-C6-O6	7.05	132.83	128.60
1	AA	515	G	C5'-C4'-O4'	7.05	117.56	109.10
1	AA	631	G	C6-C5-N7	7.05	134.63	130.40
35	BA	752	A	C4'-C3'-C2'	7.05	109.65	102.60
35	BA	1409	C	C6-N1-C2	7.05	123.12	120.30
35	BA	119	A	C2-N3-C4	-7.04	107.08	110.60
35	BA	962	G	N9-C4-C5	7.04	108.22	105.40

Continued on next page...

Continued from previous page...

Mol	Chain	Res	Type	Atoms	Z	Observed(°)	Ideal(°)
1	AA	792	A	C6-N1-C2	7.04	122.83	118.60
1	AA	934	C	N3-C4-C5	7.04	124.72	121.90
1	AA	1197	G	N1-C2-N3	7.04	128.13	123.90
35	BA	23	G	C5-C6-N1	-7.04	107.98	111.50
1	AA	711	G	C5-N7-C8	7.04	107.82	104.30
35	BA	245	G	N7-C8-N9	-7.04	109.58	113.10
35	BA	743	G	N1-C2-N3	7.04	128.12	123.90
35	BA	867	C	N1-C2-O2	7.04	123.12	118.90
35	BA	930	U	C2-N1-C1'	7.04	126.15	117.70
35	BA	1104	C	C2-N3-C4	-7.04	116.38	119.90
35	BA	1119	C	C6-N1-C2	-7.04	117.48	120.30
35	BA	1277	G	C5-C6-O6	-7.04	124.38	128.60
48	BQ	137	TYR	CB-CG-CD2	-7.04	116.78	121.00
35	BA	2799	C	C2-N3-C4	-7.04	116.38	119.90
35	BA	691	C	N3-C4-C5	7.04	124.72	121.90
35	BA	2636	U	N3-C4-O4	7.04	124.33	119.40
35	BA	2826	A	N7-C8-N9	-7.04	110.28	113.80
1	AA	149	A	C8-N9-C4	-7.04	102.98	105.80
1	AA	1089	G	C4-C5-N7	-7.04	107.99	110.80
35	BA	1171	G	C6-C5-N7	-7.04	126.18	130.40
35	BA	1513	C	N3-C2-O2	7.04	126.82	121.90
1	AA	916	G	N9-C4-C5	7.03	108.21	105.40
35	BA	614(A)	U	N1-C1'-C2'	7.03	123.14	114.00
35	BA	1021	A	C6-C5-N7	-7.03	127.38	132.30
35	BA	1388	G	C4-C5-N7	-7.03	107.99	110.80
35	BA	1945	G	C3'-C2'-C1'	7.03	107.13	101.50
35	BA	2034	U	C5-C4-O4	-7.03	121.68	125.90
1	AA	167	G	C2-N3-C4	-7.03	108.39	111.90
35	BA	317	G	C5-C6-N1	7.03	115.02	111.50
35	BA	399	G	C4-C5-N7	-7.03	107.99	110.80
35	BA	2228	G	C2-N3-C4	-7.03	108.39	111.90
35	BA	2674	G	C8-N9-C4	-7.03	103.59	106.40
37	BC	214	TYR	CB-CG-CD1	7.03	125.22	121.00
1	AA	764	C	C6-N1-C2	-7.03	117.49	120.30
35	BA	271(G)	C	N3-C4-C5	-7.03	119.09	121.90
35	BA	689	A	C6-N1-C2	7.03	122.82	118.60
35	BA	692	C	C6-N1-C2	-7.03	117.49	120.30
35	BA	2087	G	C5-N7-C8	-7.03	100.79	104.30
35	BA	74	A	C5-C6-N6	7.03	129.32	123.70
35	BA	728	G	C5-N7-C8	7.03	107.81	104.30
35	BA	1260	G	C6-C5-N7	7.03	134.62	130.40
1	AA	945	G	N3-C4-N9	-7.03	121.78	126.00

Continued on next page...

Continued from previous page...

Mol	Chain	Res	Type	Atoms	Z	Observed(°)	Ideal(°)
35	BA	1461	G	C5-C6-N1	7.03	115.01	111.50
35	BA	2777	G	C8-N9-C4	7.02	109.21	106.40
35	BA	606	U	N3-C4-O4	7.02	124.32	119.40
35	BA	1257	C	C6-N1-C2	-7.02	117.49	120.30
35	BA	2193	G	C5-N7-C8	7.02	107.81	104.30
35	BA	156	U	C4-C5-C6	7.02	123.91	119.70
35	BA	332	A	N1-C2-N3	-7.02	125.79	129.30
37	BC	211	ARG	NE-CZ-NH1	-7.02	116.79	120.30
1	AA	164	U	C4-C5-C6	-7.02	115.49	119.70
1	AA	169	C	N3-C4-N4	7.02	122.91	118.00
1	AA	314	C	C2-N3-C4	7.02	123.41	119.90
11	AK	120	ARG	NE-CZ-NH1	-7.02	116.79	120.30
35	BA	1205	U	O4'-C1'-N1	7.02	113.81	108.20
35	BA	2070	G	C4-C5-N7	-7.02	107.99	110.80
1	AA	1250	A	N3-C4-C5	-7.02	121.89	126.80
35	BA	2680	C	C5-C6-N1	7.02	124.51	121.00
35	BA	39	C	C2-N3-C4	7.01	123.41	119.90
35	BA	1809	A	N1-C6-N6	-7.01	114.39	118.60
35	BA	2638	G	N1-C6-O6	7.01	124.11	119.90
35	BA	452	G	C6-C5-N7	-7.01	126.19	130.40
35	BA	2541	A	C5-N7-C8	-7.01	100.39	103.90
28	B3	30	ARG	NE-CZ-NH1	-7.01	116.79	120.30
35	BA	861	A	N7-C8-N9	7.01	117.31	113.80
1	AA	409	G	C5-C6-N1	7.01	115.00	111.50
35	BA	86	C	C5-C4-N4	7.01	125.11	120.20
35	BA	1478	G	N7-C8-N9	-7.01	109.59	113.10
1	AA	238	G	C5-N7-C8	7.01	107.80	104.30
1	AA	924	C	C5-C6-N1	7.01	124.50	121.00
1	AA	937	A	C6-C5-N7	-7.01	127.39	132.30
1	AA	781	A	C2-N3-C4	7.01	114.10	110.60
23	AX	13	A	N7-C8-N9	7.01	117.30	113.80
35	BA	1435	G	N7-C8-N9	7.01	116.60	113.10
35	BA	2615	U	C4-C5-C6	7.00	123.90	119.70
35	BA	2676	C	N3-C4-C5	7.00	124.70	121.90
1	AA	1114	C	N1-C2-O2	-7.00	114.70	118.90
35	BA	537	C	C5-C6-N1	-7.00	117.50	121.00
35	BA	663	G	C4-C5-C6	7.00	123.00	118.80
35	BA	210	C	C4-C5-C6	-7.00	113.90	117.40
35	BA	292	C	O4'-C1'-N1	7.00	113.80	108.20
35	BA	2231	C	N3-C2-O2	7.00	126.80	121.90
1	AA	232	G	N1-C2-N3	7.00	128.10	123.90
1	AA	1505	G	C6-N1-C2	7.00	129.30	125.10

Continued on next page...

Continued from previous page...

Mol	Chain	Res	Type	Atoms	Z	Observed(°)	Ideal(°)
35	BA	133	C	N3-C4-N4	-7.00	113.10	118.00
35	BA	874	G	C5-C6-N1	-7.00	108.00	111.50
35	BA	1481	U	C4-C5-C6	-7.00	115.50	119.70
35	BA	1886	C	C5-C6-N1	7.00	124.50	121.00
35	BA	1392	A	C6-N1-C2	-7.00	114.40	118.60
35	BA	1481	U	C5-C6-N1	7.00	126.20	122.70
35	BA	1844	C	C2-N3-C4	-7.00	116.40	119.90
35	BA	2500	U	C5-C6-N1	7.00	126.20	122.70
36	BB	25	A	C4-C5-N7	-7.00	107.20	110.70
36	BB	94	C	C2-N3-C4	-7.00	116.40	119.90
1	AA	1105	A	N1-C6-N6	7.00	122.80	118.60
35	BA	57	C	C4-C5-C6	7.00	120.90	117.40
35	BA	192	C	C5-C6-N1	-7.00	117.50	121.00
35	BA	1210	A	O4'-C1'-N9	-6.99	102.61	108.20
1	AA	949	A	N1-C6-N6	-6.99	114.41	118.60
22	AV	31	G	N1-C2-N3	-6.99	119.70	123.90
35	BA	1301	A	C5-C6-N1	-6.99	114.20	117.70
1	AA	1101	A	N3-C4-C5	-6.99	121.91	126.80
24	AY	78	ARG	NE-CZ-NH1	6.99	123.80	120.30
1	AA	221	C	N1-C2-O2	6.99	123.09	118.90
35	BA	397	G	C5-C6-O6	-6.99	124.41	128.60
36	BB	101	G	C5-C6-N1	6.99	115.00	111.50
1	AA	927	G	C2-N3-C4	6.99	115.39	111.90
1	AA	140	A	C2-N3-C4	-6.99	107.11	110.60
1	AA	634	C	C2-N3-C4	-6.99	116.41	119.90
1	AA	640	A	C8-N9-C4	6.99	108.59	105.80
35	BA	242	G	N7-C8-N9	-6.99	109.61	113.10
35	BA	477	A	C5-N7-C8	6.99	107.39	103.90
35	BA	505	A	C4-C5-C6	-6.99	113.51	117.00
1	AA	1122	U	C5-C4-O4	6.98	130.09	125.90
1	AA	1200	C	O4'-C1'-N1	6.98	113.79	108.20
1	AA	193	C	C6-N1-C2	-6.98	117.51	120.30
1	AA	1030(D)	A	N1-C2-N3	6.98	132.79	129.30
9	AI	92	TYR	CG-CD1-CE1	-6.98	115.71	121.30
35	BA	705	A	N3-C4-N9	-6.98	121.81	127.40
35	BA	1029	A	C4-C5-N7	-6.98	107.21	110.70
35	BA	1507	A	N9-C4-C5	-6.98	103.01	105.80
35	BA	132	G	C6-N1-C2	6.98	129.29	125.10
35	BA	1051	G	N3-C4-C5	-6.98	125.11	128.60
35	BA	1159	U	C5-C6-N1	6.98	126.19	122.70
35	BA	1363	C	C2-N3-C4	6.98	123.39	119.90
35	BA	2283	C	C6-N1-C2	-6.98	117.51	120.30

Continued on next page...

Continued from previous page...

Mol	Chain	Res	Type	Atoms	Z	Observed(°)	Ideal(°)
35	BA	2565	A	N1-C6-N6	6.98	122.79	118.60
1	AA	616	G	N1-C2-N3	6.98	128.09	123.90
35	BA	1896	G	N3-C4-C5	6.98	132.09	128.60
22	AV	12	G	C5-C6-N1	6.98	114.99	111.50
35	BA	1880	C	O4'-C1'-N1	-6.98	102.62	108.20
1	AA	295	C	C5-C4-N4	6.97	125.08	120.20
35	BA	376	C	C6-N1-C2	-6.97	117.51	120.30
1	AA	388	G	C5-C6-O6	6.97	132.78	128.60
35	BA	1500	G	C4-C5-N7	6.97	113.59	110.80
1	AA	883	C	N1-C2-O2	-6.97	114.72	118.90
35	BA	1629	U	C4-C5-C6	-6.97	115.52	119.70
35	BA	2452	C	N1-C2-O2	-6.97	114.72	118.90
35	BA	2635	C	N3-C4-C5	-6.97	119.11	121.90
35	BA	2869	G	C5-C6-O6	-6.97	124.42	128.60
1	AA	867	G	C5-C6-N1	-6.97	108.02	111.50
1	AA	1148	U	C5-C4-O4	-6.97	121.72	125.90
3	AC	201	TYR	CB-CG-CD2	-6.97	116.82	121.00
35	BA	1920	C	C6-N1-C2	-6.97	117.51	120.30
35	BA	2052	G	N3-C2-N2	-6.97	115.02	119.90
35	BA	2658	C	N1-C2-N3	6.97	124.08	119.20
16	AP	32	TYR	CB-CG-CD1	6.96	125.18	121.00
53	BV	83	ARG	NE-CZ-NH1	6.96	123.78	120.30
16	AP	57	ARG	NE-CZ-NH1	-6.96	116.82	120.30
35	BA	1990	C	N1-C2-O2	-6.96	114.72	118.90
1	AA	793	U	N1-C2-N3	6.96	119.08	114.90
1	AA	876	G	C8-N9-C4	-6.96	103.62	106.40
35	BA	327	G	N1-C6-O6	6.96	124.08	119.90
35	BA	1998	G	C8-N9-C4	-6.96	103.62	106.40
35	BA	2337	G	C8-N9-C4	-6.96	103.62	106.40
1	AA	926	G	O4'-C1'-N9	-6.96	102.63	108.20
1	AA	1071	C	C2-N3-C4	-6.96	116.42	119.90
35	BA	243	U	N1-C2-O2	-6.96	117.93	122.80
35	BA	244	A	N7-C8-N9	-6.96	110.32	113.80
35	BA	2101	G	C3'-C2'-C1'	-6.96	95.93	101.50
35	BA	2457	U	C6-N1-C2	-6.96	116.83	121.00
35	BA	2484	G	C3'-C2'-C1'	-6.96	95.94	101.50
35	BA	1818	U	C4-C5-C6	6.96	123.87	119.70
36	BB	42	C	N3-C4-C5	-6.96	119.12	121.90
1	AA	123	C	C2-N3-C4	-6.95	116.42	119.90
1	AA	1124	G	N9-C4-C5	-6.95	102.62	105.40
35	BA	66	C	N3-C4-C5	6.95	124.68	121.90
35	BA	73	A	C2-N3-C4	6.95	114.08	110.60

Continued on next page...

Continued from previous page...

Mol	Chain	Res	Type	Atoms	Z	Observed(°)	Ideal(°)
35	BA	1123	C	C6-N1-C2	6.95	123.08	120.30
35	BA	1615	C	C5-C4-N4	-6.95	115.33	120.20
1	AA	330	C	C5'-C4'-C3'	-6.95	104.88	116.00
35	BA	2470	G	C5'-C4'-O4'	6.95	117.44	109.10
35	BA	2843	G	C6-C5-N7	6.95	134.57	130.40
1	AA	658	G	C5-C6-N1	6.95	114.97	111.50
1	AA	1123	A	C8-N9-C4	-6.95	103.02	105.80
35	BA	1744	C	C2-N3-C4	-6.95	116.42	119.90
35	BA	1908	C	N3-C2-O2	-6.95	117.03	121.90
1	AA	680	C	C4-C5-C6	-6.95	113.92	117.40
1	AA	1022	G	C5'-C4'-O4'	6.95	117.44	109.10
35	BA	463	G	C6-C5-N7	6.95	134.57	130.40
1	AA	1033	G	N9-C4-C5	-6.95	102.62	105.40
35	BA	538	G	C5-C6-O6	-6.95	124.43	128.60
35	BA	1942	C	C5-C6-N1	-6.95	117.53	121.00
35	BA	2303	G	C5-C6-O6	6.95	132.77	128.60
35	BA	300	A	N1-C2-N3	6.95	132.77	129.30
35	BA	447	A	N7-C8-N9	-6.95	110.33	113.80
35	BA	2724	C	N3-C4-C5	6.95	124.68	121.90
35	BA	2292	C	C5-C6-N1	-6.94	117.53	121.00
35	BA	2762	G	N3-C2-N2	6.94	124.76	119.90
1	AA	840	C	C5-C6-N1	6.94	124.47	121.00
16	AP	68	ASP	CB-CG-OD2	6.94	124.55	118.30
35	BA	639	U	C4-C5-C6	-6.94	115.53	119.70
35	BA	672	C	N1-C2-O2	-6.94	114.73	118.90
35	BA	1030	G	C5-C6-N1	-6.94	108.03	111.50
35	BA	1979	C	O4'-C1'-N1	-6.94	102.65	108.20
35	BA	2112	G	C6-C5-N7	-6.94	126.23	130.40
35	BA	2843	G	N3-C4-C5	6.94	132.07	128.60
1	AA	160	A	C5-C6-N1	-6.94	114.23	117.70
1	AA	1442(B)	A	O4'-C1'-N9	-6.94	102.65	108.20
35	BA	44	G	N3-C2-N2	-6.94	115.04	119.90
35	BA	1984	G	C1'-O4'-C4'	-6.94	104.35	109.90
35	BA	2114	A	C8-N9-C4	-6.94	103.02	105.80
35	BA	2258	C	N1-C2-O2	-6.94	114.73	118.90
35	BA	2397	G	C2-N3-C4	-6.94	108.43	111.90
35	BA	2434	A	C4-C5-N7	6.94	114.17	110.70
1	AA	1248	A	C8-N9-C4	-6.94	103.02	105.80
1	AA	1260	C	N3-C2-O2	6.94	126.76	121.90
35	BA	568	U	N1-C2-O2	-6.94	117.94	122.80
35	BA	1079	C	C6-N1-C2	6.94	123.08	120.30
35	BA	880	G	C8-N9-C4	6.94	109.17	106.40

Continued on next page...

Continued from previous page...

Mol	Chain	Res	Type	Atoms	Z	Observed(°)	Ideal(°)
35	BA	1741	A	C5-C6-N1	-6.94	114.23	117.70
13	AM	14	ARG	NE-CZ-NH2	6.94	123.77	120.30
35	BA	1093	G	N9-C4-C5	-6.94	102.63	105.40
1	AA	775	G	C5-N7-C8	-6.93	100.83	104.30
35	BA	31	C	C2-N3-C4	-6.93	116.43	119.90
35	BA	1648	C	N3-C2-O2	-6.93	117.05	121.90
1	AA	881	G	O4'-C1'-N9	6.93	113.75	108.20
1	AA	998	G	N3-C4-C5	6.93	132.07	128.60
35	BA	552	G	C4-C5-N7	6.93	113.57	110.80
35	BA	1898	U	C5-C4-O4	6.93	130.06	125.90
35	BA	2028	U	C5-C6-N1	6.93	126.17	122.70
35	BA	2319	G	C3'-C2'-C1'	6.93	107.05	101.50
36	BB	57	A	N3-C4-C5	6.93	131.65	126.80
1	AA	378	G	C6-N1-C2	-6.93	120.94	125.10
1	AA	307	C	N1-C2-O2	-6.93	114.74	118.90
1	AA	812	C	N1-C2-O2	6.93	123.06	118.90
11	AK	75	TYR	CB-CG-CD1	-6.93	116.84	121.00
35	BA	1629	U	N3-C4-O4	-6.93	114.55	119.40
20	AT	17	ARG	NE-CZ-NH1	6.93	123.76	120.30
35	BA	142(A)	C	C2-N3-C4	6.93	123.36	119.90
1	AA	1135	U	N1-C1'-C2'	6.93	123.00	114.00
1	AA	1138	G	C3'-C2'-C1'	6.93	107.04	101.50
12	AL	53	ARG	NE-CZ-NH2	-6.93	116.84	120.30
35	BA	1786	A	C6-N1-C2	6.93	122.76	118.60
35	BA	1995	U	O4'-C1'-N1	6.93	113.74	108.20
1	AA	511	C	C4-C5-C6	-6.92	113.94	117.40
34	B9	22	ARG	NE-CZ-NH2	-6.92	116.84	120.30
35	BA	1429	G	C6-C5-N7	-6.92	126.25	130.40
35	BA	1562	A	N7-C8-N9	-6.92	110.34	113.80
35	BA	2346	A	O4'-C1'-N9	6.92	113.74	108.20
35	BA	2533	A	C4-C5-N7	6.92	114.16	110.70
43	BK	50	ASP	CB-CG-OD1	6.92	124.53	118.30
1	AA	809	G	N9-C4-C5	-6.92	102.63	105.40
35	BA	2077	A	C4-C5-N7	-6.92	107.24	110.70
35	BA	2484	G	O4'-C1'-N9	-6.92	102.66	108.20
35	BA	2708	G	C2-N3-C4	6.92	115.36	111.90
36	BB	102	A	C6-N1-C2	-6.92	114.45	118.60
36	BB	118	G	C5-C6-O6	-6.92	124.45	128.60
1	AA	1090	U	C5-C6-N1	-6.92	119.24	122.70
1	AA	1488	G	C4-C5-N7	6.92	113.57	110.80
35	BA	1126	A	C4-C5-C6	-6.92	113.54	117.00
1	AA	572	A	N1-C2-N3	-6.92	125.84	129.30

Continued on next page...

Continued from previous page...

Mol	Chain	Res	Type	Atoms	Z	Observed(°)	Ideal(°)
1	AA	1098	C	N3-C4-N4	6.92	122.84	118.00
35	BA	845	G	C5-C6-N1	6.92	114.96	111.50
3	AC	156	ARG	NE-CZ-NH1	6.92	123.76	120.30
24	AY	210	ARG	NE-CZ-NH1	6.92	123.76	120.30
35	BA	1334	G	C2-N3-C4	-6.92	108.44	111.90
35	BA	2364	C	C5-C6-N1	-6.92	117.54	121.00
35	BA	2735	G	C5-N7-C8	-6.92	100.84	104.30
35	BA	2765	A	N9-C4-C5	-6.92	103.03	105.80
35	BA	214	G	C4-C5-N7	-6.92	108.03	110.80
35	BA	870	A	C2-N3-C4	-6.92	107.14	110.60
35	BA	2565	A	N1-C2-N3	6.92	132.76	129.30
1	AA	222	U	C6-N1-C2	-6.91	116.85	121.00
1	AA	1019	C	C6-N1-C2	-6.91	117.53	120.30
35	BA	654(K)	C	N3-C4-C5	6.91	124.67	121.90
35	BA	833	U	N3-C4-C5	6.91	118.75	114.60
35	BA	1047	G	C5-C6-N1	6.91	114.96	111.50
35	BA	1752	C	N3-C2-O2	-6.91	117.06	121.90
1	AA	967	C	N3-C4-C5	6.91	124.67	121.90
35	BA	603	A	C6-N1-C2	-6.91	114.45	118.60
35	BA	2623	G	C5-N7-C8	6.91	107.76	104.30
35	BA	2874	C	C4-C5-C6	6.91	120.86	117.40
1	AA	800	G	O4'-C1'-N9	-6.91	102.67	108.20
35	BA	1281	G	N3-C4-C5	6.91	132.05	128.60
1	AA	425	G	N3-C4-N9	-6.91	121.86	126.00
1	AA	1109	C	OP2-P-O3'	6.91	120.39	105.20
35	BA	1853	A	N1-C2-N3	-6.91	125.85	129.30
35	BA	2450	A	N1-C2-N3	-6.91	125.85	129.30
36	BB	42	C	O4'-C1'-N1	6.91	113.72	108.20
1	AA	772	U	O4'-C1'-N1	-6.90	102.68	108.20
35	BA	1601	G	N1-C6-O6	6.90	124.04	119.90
35	BA	1846	G	N9-C4-C5	6.90	108.16	105.40
1	AA	88	A	C4-C5-C6	6.90	120.45	117.00
1	AA	472	A	C4-C5-N7	6.90	114.15	110.70
1	AA	1284	C	N1-C2-O2	6.90	123.04	118.90
1	AA	1367	C	C4-C5-C6	-6.90	113.95	117.40
35	BA	36	G	N9-C4-C5	-6.90	102.64	105.40
35	BA	1285	G	C2-N3-C4	-6.90	108.45	111.90
35	BA	2488	A	N7-C8-N9	6.90	117.25	113.80
1	AA	347	G	C6-N1-C2	-6.90	120.96	125.10
1	AA	1279	A	C8-N9-C4	-6.90	103.04	105.80
18	AR	53	ARG	NE-CZ-NH2	-6.90	116.85	120.30
35	BA	148	C	N1-C2-O2	6.90	123.04	118.90

Continued on next page...

Continued from previous page...

Mol	Chain	Res	Type	Atoms	Z	Observed(°)	Ideal(°)
35	BA	2020	A	C3'-C2'-C1'	6.90	107.02	101.50
35	BA	2226	C	C4-C5-C6	-6.90	113.95	117.40
35	BA	272(J)	C	N3-C4-N4	6.90	122.83	118.00
3	AC	164	ARG	NE-CZ-NH2	6.90	123.75	120.30
35	BA	1174	A	C5-N7-C8	-6.90	100.45	103.90
35	BA	1754	C	N3-C4-C5	6.90	124.66	121.90
35	BA	2590	A	C5-C6-N1	6.90	121.15	117.70
1	AA	1393	U	C5-C6-N1	-6.89	119.25	122.70
16	AP	26	ARG	NE-CZ-NH2	-6.89	116.85	120.30
35	BA	556	G	C5-C6-N1	-6.89	108.05	111.50
35	BA	1233	C	C5-C6-N1	-6.89	117.55	121.00
35	BA	1513	C	N3-C4-C5	-6.89	119.14	121.90
35	BA	1536	C	C4-C5-C6	-6.89	113.95	117.40
35	BA	1686	C	N3-C4-C5	6.89	124.66	121.90
35	BA	1792	G	C2-N3-C4	-6.89	108.45	111.90
1	AA	460	G	N3-C2-N2	6.89	124.72	119.90
1	AA	1217	C	C5-C6-N1	-6.89	117.55	121.00
35	BA	1256	G	N7-C8-N9	6.89	116.55	113.10
35	BA	1782	C	N3-C4-C5	6.89	124.66	121.90
36	BB	72	G	C2-N3-C4	6.89	115.35	111.90
1	AA	1114	C	N3-C4-C5	6.89	124.66	121.90
35	BA	645	C	N3-C4-C5	-6.89	119.14	121.90
35	BA	1770	G	O4'-C1'-N9	6.89	113.71	108.20
35	BA	2624	G	N9-C1'-C2'	-6.89	104.42	112.00
35	BA	445	C	C5-C4-N4	-6.89	115.38	120.20
35	BA	2652	C	N1-C2-O2	6.89	123.03	118.90
37	BC	135	ARG	NE-CZ-NH1	6.89	123.74	120.30
1	AA	291	C	N3-C4-C5	-6.88	119.15	121.90
1	AA	311	C	N3-C4-C5	-6.88	119.15	121.90
35	BA	181	A	C5-N7-C8	6.88	107.34	103.90
35	BA	1929	G	N3-C4-C5	6.88	132.04	128.60
41	BG	181	ARG	NE-CZ-NH1	-6.88	116.86	120.30
1	AA	760	G	O4'-C1'-N9	6.88	113.71	108.20
1	AA	1104	G	N3-C4-N9	-6.88	121.87	126.00
35	BA	534	U	N1-C2-N3	6.88	119.03	114.90
35	BA	707	G	C8-N9-C4	6.88	109.15	106.40
1	AA	291	C	N1-C2-O2	6.88	123.03	118.90
35	BA	392	C	N3-C2-O2	-6.88	117.08	121.90
1	AA	651	C	N3-C2-O2	-6.88	117.08	121.90
35	BA	412	A	C1'-O4'-C4'	6.88	115.40	109.90
35	BA	1791	A	N1-C6-N6	6.88	122.73	118.60
35	BA	962	G	C8-N9-C4	-6.88	103.65	106.40

Continued on next page...

Continued from previous page...

Mol	Chain	Res	Type	Atoms	Z	Observed(°)	Ideal(°)
35	BA	2174	C	C6-N1-C2	6.88	123.05	120.30
35	BA	2758	A	C3'-C2'-C1'	-6.88	96.00	101.50
1	AA	383	A	C8-N9-C4	6.88	108.55	105.80
35	BA	2674	G	N9-C4-C5	6.88	108.15	105.40
1	AA	247	G	N9-C1'-C2'	-6.87	104.44	112.00
1	AA	1336	C	C2-N3-C4	-6.87	116.46	119.90
17	AQ	55	ASP	CB-CG-OD1	-6.87	112.11	118.30
35	BA	60	G	N7-C8-N9	-6.87	109.66	113.10
35	BA	222	A	N9-C4-C5	6.87	108.55	105.80
35	BA	443	A	C5-C6-N1	-6.87	114.26	117.70
35	BA	859	G	N1-C6-O6	-6.87	115.78	119.90
35	BA	1418	G	C4-C5-N7	6.87	113.55	110.80
35	BA	2287	A	N1-C2-N3	6.87	132.74	129.30
35	BA	1184	G	C8-N9-C4	-6.87	103.65	106.40
1	AA	558	G	O5'-P-OP1	6.87	118.94	110.70
31	B6	23	THR	N-CA-C	6.87	129.55	111.00
35	BA	61	G	C8-N9-C4	-6.87	103.65	106.40
35	BA	725	G	C3'-C2'-C1'	6.87	107.00	101.50
35	BA	2077	A	N1-C6-N6	6.87	122.72	118.60
35	BA	2392	A	C2-N3-C4	-6.87	107.17	110.60
1	AA	169	C	C5-C4-N4	-6.87	115.39	120.20
1	AA	840	C	C1'-O4'-C4'	6.87	115.39	109.90
35	BA	1216	G	C5-C6-N1	6.87	114.93	111.50
35	BA	2864	G	C8-N9-C4	-6.87	103.65	106.40
1	AA	119	A	C5-C6-N1	6.87	121.13	117.70
35	BA	370	G	N1-C2-N3	6.87	128.02	123.90
35	BA	955	C	C6-N1-C2	-6.87	117.55	120.30
35	BA	1455	G	N1-C2-N3	6.87	128.02	123.90
35	BA	1955	U	C5-C4-O4	6.87	130.02	125.90
35	BA	2359	C	C5-C6-N1	6.87	124.43	121.00
1	AA	1077	G	C5'-C4'-O4'	6.86	117.34	109.10
1	AA	1106	G	C8-N9-C4	6.86	109.14	106.40
35	BA	1672	C	N1-C2-O2	-6.86	114.78	118.90
50	BS	36	TYR	CB-CG-CD2	6.86	125.12	121.00
35	BA	1007	C	C5-C6-N1	6.86	124.43	121.00
35	BA	2150	U	C5-C6-N1	6.86	126.13	122.70
35	BA	71	A	C5-C6-N1	6.86	121.13	117.70
35	BA	360	G	O4'-C1'-N9	6.86	113.69	108.20
35	BA	1578	U	C5-C6-N1	-6.86	119.27	122.70
35	BA	1656	C	N1-C2-N3	-6.86	114.40	119.20
38	BD	176	ARG	NE-CZ-NH1	6.86	123.73	120.30
35	BA	771	G	C5-C6-N1	-6.86	108.07	111.50

Continued on next page...

Continued from previous page...

Mol	Chain	Res	Type	Atoms	Z	Observed(°)	Ideal(°)
35	BA	1392	A	C8-N9-C4	-6.86	103.06	105.80
1	AA	107	G	C4-C5-N7	6.86	113.54	110.80
1	AA	346	G	N9-C1'-C2'	6.86	122.91	114.00
1	AA	1285	A	C2'-C3'-O3'	6.86	124.67	113.70
1	AA	1432	G	N3-C4-N9	-6.86	121.89	126.00
1	AA	1489	G	C4-C5-N7	-6.86	108.06	110.80
35	BA	274	G	N3-C4-N9	6.86	130.11	126.00
35	BA	381	G	C5-C6-O6	6.86	132.71	128.60
47	BP	90	ARG	NE-CZ-NH2	6.85	123.73	120.30
1	AA	564	C	C6-N1-C2	-6.85	117.56	120.30
1	AA	1030(A)	G	N3-C4-C5	6.85	132.03	128.60
35	BA	792	G	O4'-C1'-N9	-6.85	102.72	108.20
35	BA	1369	G	C4-C5-C6	6.85	122.91	118.80
35	BA	2471	C	C6-N1-C2	-6.85	117.56	120.30
35	BA	2518	A	N1-C6-N6	6.85	122.71	118.60
35	BA	2597	G	C5-C6-N1	-6.85	108.07	111.50
35	BA	316	C	N3-C4-C5	-6.85	119.16	121.90
35	BA	1703	G	C5-N7-C8	6.85	107.72	104.30
35	BA	2488	A	N9-C4-C5	6.85	108.54	105.80
1	AA	345	C	C5-C6-N1	-6.85	117.58	121.00
52	BU	28	ARG	NE-CZ-NH1	-6.85	116.88	120.30
1	AA	622	A	C8-N9-C4	-6.85	103.06	105.80
35	BA	366	C	C5-C6-N1	6.85	124.42	121.00
35	BA	2313	C	C5-C6-N1	6.85	124.42	121.00
35	BA	2413	G	O4'-C1'-N9	6.85	113.68	108.20
1	AA	36	C	N3-C4-C5	6.84	124.64	121.90
1	AA	1216	G	N7-C8-N9	6.84	116.52	113.10
1	AA	1479	C	C6-N1-C2	6.84	123.04	120.30
35	BA	556	G	N9-C4-C5	-6.84	102.66	105.40
35	BA	1929	G	C2-N3-C4	-6.84	108.48	111.90
35	BA	2807	G	N3-C2-N2	6.84	124.69	119.90
1	AA	64	G	N3-C4-C5	6.84	132.02	128.60
1	AA	854	G	C3'-C2'-C1'	6.84	106.97	101.50
35	BA	1440	G	C5-C6-O6	-6.84	124.50	128.60
35	BA	1506	C	C5-C4-N4	-6.84	115.41	120.20
35	BA	2049	G	C2-N3-C4	-6.84	108.48	111.90
54	BW	99	ARG	NE-CZ-NH1	-6.84	116.88	120.30
1	AA	21	G	N9-C4-C5	6.84	108.14	105.40
1	AA	633	G	C6-C5-N7	-6.84	126.30	130.40
1	AA	665	A	C8-N9-C4	-6.84	103.06	105.80
1	AA	768	A	C5-C6-N1	6.84	121.12	117.70
1	AA	1114	C	C2-N3-C4	-6.84	116.48	119.90

Continued on next page...

Continued from previous page...

Mol	Chain	Res	Type	Atoms	Z	Observed(°)	Ideal(°)
35	BA	1319	G	C4-C5-C6	-6.84	114.70	118.80
35	BA	1374	G	N3-C2-N2	-6.84	115.11	119.90
35	BA	2188	C	C6-N1-C2	-6.84	117.56	120.30
35	BA	2189	U	N3-C4-O4	-6.84	114.61	119.40
1	AA	577	G	N7-C8-N9	-6.84	109.68	113.10
1	AA	33	A	N9-C4-C5	6.84	108.53	105.80
1	AA	1387	G	C8-N9-C4	-6.84	103.67	106.40
35	BA	616	G	C8-N9-C4	-6.84	103.67	106.40
35	BA	1876	A	N7-C8-N9	-6.84	110.38	113.80
1	AA	196	A	C5-N7-C8	-6.83	100.48	103.90
1	AA	110	C	C6-N1-C2	6.83	123.03	120.30
1	AA	575	G	C6-N1-C2	6.83	129.20	125.10
1	AA	928	G	C8-N9-C4	-6.83	103.67	106.40
9	AI	111	ARG	NE-CZ-NH1	6.83	123.72	120.30
35	BA	488	G	N3-C4-C5	6.83	132.02	128.60
35	BA	2149	G	C2-N3-C4	6.83	115.32	111.90
35	BA	2269	A	C6-C5-N7	-6.83	127.52	132.30
38	BD	134	ARG	NE-CZ-NH1	6.83	123.72	120.30
47	BP	52	GLU	N-CA-C	6.83	129.45	111.00
1	AA	992	U	C5-C4-O4	-6.83	121.80	125.90
35	BA	78	A	C4-C5-C6	6.83	120.42	117.00
35	BA	1496	A	C6-N1-C2	-6.83	114.50	118.60
35	BA	1581	G	N7-C8-N9	6.83	116.52	113.10
1	AA	1268	A	N1-C2-N3	-6.83	125.89	129.30
35	BA	1029	A	C5-N7-C8	6.83	107.31	103.90
35	BA	727	A	N9-C4-C5	-6.83	103.07	105.80
35	BA	2728	U	C5-C4-O4	-6.83	121.80	125.90
36	BB	115	G	N1-C2-N3	6.83	128.00	123.90
35	BA	2194	G	N9-C4-C5	6.83	108.13	105.40
1	AA	889	A	C5-C6-N1	-6.83	114.29	117.70
35	BA	408	G	N3-C4-N9	-6.83	121.90	126.00
35	BA	1314	C	C6-N1-C2	-6.83	117.57	120.30
35	BA	2664	G	C2-N3-C4	-6.83	108.49	111.90
35	BA	2732	G	N9-C1'-C2'	6.83	122.87	114.00
35	BA	2804	C	O4'-C1'-N1	-6.83	102.74	108.20
1	AA	194	C	C6-N1-C2	-6.82	117.57	120.30
1	AA	588	G	C8-N9-C4	6.82	109.13	106.40
1	AA	770	C	N3-C4-C5	6.82	124.63	121.90
1	AA	865	A	C4-C5-C6	-6.82	113.59	117.00
35	BA	794	G	N1-C6-O6	-6.82	115.81	119.90
35	BA	1237	A	C8-N9-C4	-6.82	103.07	105.80
35	BA	2417	C	C4-C5-C6	6.82	120.81	117.40

Continued on next page...

Continued from previous page...

Mol	Chain	Res	Type	Atoms	Z	Observed(°)	Ideal(°)
35	BA	2722	G	N3-C4-C5	-6.82	125.19	128.60
35	BA	2746	U	C3'-C2'-C1'	6.82	106.96	101.50
1	AA	553	A	N1-C2-N3	-6.82	125.89	129.30
35	BA	98	G	C8-N9-C4	-6.82	103.67	106.40
35	BA	469	G	C2-N3-C4	6.82	115.31	111.90
35	BA	654(K)	C	N1-C2-N3	-6.82	114.43	119.20
35	BA	1379	A	N9-C1'-C2'	6.82	122.87	114.00
1	AA	137	C	C5-C6-N1	-6.82	117.59	121.00
1	AA	672	U	C4-C5-C6	6.82	123.79	119.70
35	BA	463	G	C5-C6-O6	-6.82	124.51	128.60
35	BA	2829	C	N3-C4-C5	6.82	124.63	121.90
1	AA	1457	G	N3-C4-C5	-6.82	125.19	128.60
35	BA	372	G	N9-C4-C5	6.82	108.13	105.40
35	BA	861	A	C2-N3-C4	6.82	114.01	110.60
35	BA	1120	G	N1-C6-O6	6.82	123.99	119.90
35	BA	1487	G	C5-C6-O6	-6.82	124.51	128.60
35	BA	654(H)	G	N1-C2-N3	-6.81	119.81	123.90
35	BA	768	G	C5-C6-N1	-6.81	108.09	111.50
1	AA	556	C	C5-C6-N1	-6.81	117.59	121.00
1	AA	1300	G	O4'-C1'-N9	6.81	113.65	108.20
1	AA	1330	U	C4-C5-C6	6.81	123.79	119.70
35	BA	989	G	O4'-C1'-N9	-6.81	102.75	108.20
35	BA	2373	G	N1-C2-N2	6.81	122.33	116.20
1	AA	684	A	C5-C6-N6	6.81	129.15	123.70
1	AA	1210	C	N3-C4-C5	-6.81	119.17	121.90
1	AA	89	C	N3-C4-N4	-6.81	113.23	118.00
1	AA	536	C	C5-C6-N1	-6.81	117.59	121.00
35	BA	1373	A	N1-C6-N6	-6.81	114.52	118.60
35	BA	2299	G	C6-N1-C2	6.81	129.19	125.10
1	AA	301	G	C8-N9-C4	-6.81	103.68	106.40
1	AA	817	C	C5-C6-N1	-6.81	117.60	121.00
35	BA	607	U	N3-C4-C5	-6.81	110.52	114.60
35	BA	1966	A	C8-N9-C4	-6.81	103.08	105.80
1	AA	1236	A	N9-C4-C5	-6.81	103.08	105.80
35	BA	461	C	C4-C5-C6	6.81	120.80	117.40
35	BA	2770	G	N9-C4-C5	6.81	108.12	105.40
36	BB	45	A	C2-N3-C4	6.81	114.00	110.60
1	AA	626	U	C5'-C4'-C3'	-6.80	105.11	116.00
35	BA	317	G	N1-C6-O6	-6.80	115.82	119.90
1	AA	930	C	N3-C2-O2	-6.80	117.14	121.90
1	AA	1288	A	C2-N3-C4	-6.80	107.20	110.60
23	AX	21	C	N3-C2-O2	-6.80	117.14	121.90

Continued on next page...

Continued from previous page...

Mol	Chain	Res	Type	Atoms	Z	Observed(°)	Ideal(°)
35	BA	1378	A	N9-C4-C5	6.80	108.52	105.80
1	AA	37	U	C2-N3-C4	6.80	131.08	127.00
1	AA	640	A	N7-C8-N9	-6.80	110.40	113.80
35	BA	2859	G	C5-N7-C8	-6.80	100.90	104.30
35	BA	73	A	N7-C8-N9	-6.80	110.40	113.80
35	BA	740	U	C5'-C4'-O4'	6.80	117.26	109.10
36	BB	32	C	C5-C6-N1	-6.80	117.60	121.00
35	BA	280	C	C6-N1-C2	6.80	123.02	120.30
35	BA	2670	A	C5-N7-C8	-6.80	100.50	103.90
1	AA	915	A	C5-C6-N6	-6.80	118.26	123.70
35	BA	495	G	C8-N9-C4	6.80	109.12	106.40
35	BA	728	G	C4-C5-N7	-6.80	108.08	110.80
35	BA	984	A	C3'-C2'-C1'	6.80	106.94	101.50
35	BA	1614	A	C1'-O4'-C4'	-6.80	104.46	109.90
1	AA	61	G	C4-C5-N7	6.79	113.52	110.80
1	AA	878	G	C4-C5-N7	6.79	113.52	110.80
1	AA	1251	A	N9-C4-C5	6.79	108.52	105.80
35	BA	272(G)	C	N3-C4-C5	-6.79	119.18	121.90
35	BA	1612	C	C2-N3-C4	-6.79	116.50	119.90
35	BA	2010	G	N7-C8-N9	-6.79	109.70	113.10
1	AA	334	C	N3-C4-C5	-6.79	119.18	121.90
1	AA	1526	G	N7-C8-N9	-6.79	109.70	113.10
19	AS	5	LEU	CA-CB-CG	6.79	130.93	115.30
35	BA	237	C	N1-C2-O2	6.79	122.98	118.90
35	BA	2045	C	N3-C4-N4	6.79	122.76	118.00
35	BA	2520	C	O4'-C1'-N1	-6.79	102.77	108.20
35	BA	2546	U	C2-N3-C4	6.79	131.08	127.00
1	AA	50	A	N1-C6-N6	-6.79	114.53	118.60
35	BA	186	G	N3-C2-N2	-6.79	115.15	119.90
35	BA	666	G	C8-N9-C4	-6.79	103.68	106.40
35	BA	2523	G	C8-N9-C4	-6.79	103.68	106.40
1	AA	564	C	C5-C6-N1	6.79	124.39	121.00
1	AA	869	G	C4-C5-C6	-6.79	114.73	118.80
35	BA	1086	A	O4'-C1'-C2'	6.79	113.71	107.60
35	BA	2418	A	C4-C5-N7	6.79	114.09	110.70
1	AA	968	A	C5-C6-N1	-6.79	114.31	117.70
1	AA	1377	A	N7-C8-N9	-6.79	110.41	113.80
35	BA	300	A	C8-N9-C4	-6.79	103.08	105.80
35	BA	1418	G	C8-N9-C4	-6.79	103.69	106.40
1	AA	651	C	N1-C2-O2	6.79	122.97	118.90
24	AY	329	ARG	NE-CZ-NH2	6.79	123.69	120.30
35	BA	303	U	C2-N3-C4	6.79	131.07	127.00

Continued on next page...

Continued from previous page...

Mol	Chain	Res	Type	Atoms	Z	Observed(°)	Ideal(°)
35	BA	675	A	N9-C1'-C2'	6.79	122.82	114.00
35	BA	1566	A	C5-N7-C8	-6.79	100.51	103.90
36	BB	87	G	N9-C4-C5	-6.79	102.69	105.40
35	BA	141	A	O4'-C1'-N9	6.78	113.63	108.20
35	BA	614(A)	U	C5'-C4'-O4'	-6.78	100.96	109.10
35	BA	2282	G	N7-C8-N9	-6.78	109.71	113.10
1	AA	126	G	O4'-C1'-N9	6.78	113.63	108.20
1	AA	231	G	C2-N3-C4	6.78	115.29	111.90
1	AA	299	G	C5-C6-N1	-6.78	108.11	111.50
1	AA	1469	G	C4-C5-N7	6.78	113.51	110.80
35	BA	796	C	C5-C6-N1	6.78	124.39	121.00
35	BA	1331	A	C4-C5-C6	6.78	120.39	117.00
36	BB	83	G	N9-C4-C5	-6.78	102.69	105.40
35	BA	859	G	C6-N1-C2	-6.78	121.03	125.10
1	AA	146	G	N7-C8-N9	6.78	116.49	113.10
1	AA	775	G	C2-N3-C4	6.78	115.29	111.90
1	AA	1265	G	C6-C5-N7	6.78	134.47	130.40
35	BA	987	G	C4-C5-N7	-6.78	108.09	110.80
1	AA	998	G	N1-C6-O6	-6.77	115.84	119.90
50	BS	71	ARG	NE-CZ-NH2	-6.77	116.91	120.30
1	AA	9	G	C4-C5-N7	6.77	113.51	110.80
1	AA	951	G	N3-C4-C5	6.77	131.99	128.60
5	AE	126	ARG	NE-CZ-NH2	-6.77	116.91	120.30
22	AV	31	G	N3-C4-N9	6.77	130.06	126.00
35	BA	888	C	N1-C2-O2	-6.77	114.84	118.90
36	BB	58	A	C8-N9-C4	-6.77	103.09	105.80
6	AF	4	TYR	CB-CG-CD2	6.77	125.06	121.00
35	BA	2429	G	N3-C4-N9	6.77	130.06	126.00
35	BA	2730	C	N3-C4-C5	6.77	124.61	121.90
1	AA	763	G	C4-C5-N7	6.77	113.51	110.80
35	BA	871	U	O4'-C1'-N1	-6.77	102.78	108.20
35	BA	2031	A	C8-N9-C4	6.77	108.51	105.80
1	AA	539	A	C5-N7-C8	-6.77	100.52	103.90
35	BA	2361	A	N9-C4-C5	6.77	108.51	105.80
35	BA	2530	A	N1-C6-N6	6.77	122.66	118.60
1	AA	472	A	C5-N7-C8	-6.77	100.52	103.90
35	BA	1066	U	C1'-O4'-C4'	6.77	115.31	109.90
1	AA	1332	A	C6-N1-C2	-6.76	114.54	118.60
35	BA	304	G	O5'-P-OP1	-6.76	99.61	105.70
35	BA	1758	G	N9-C1'-C2'	6.76	122.79	114.00
1	AA	127	G	C4-C5-C6	-6.76	114.74	118.80
1	AA	706	A	N9-C4-C5	6.76	108.50	105.80

Continued on next page...

Continued from previous page...

Mol	Chain	Res	Type	Atoms	Z	Observed(°)	Ideal(°)
18	AR	30	ASP	CB-CG-OD1	-6.76	112.22	118.30
35	BA	1542	A	N9-C4-C5	6.76	108.50	105.80
35	BA	1631(A)	A	C8-N9-C4	-6.76	103.09	105.80
35	BA	126	A	C6-N1-C2	6.76	122.66	118.60
35	BA	440	G	C5-C6-N1	-6.76	108.12	111.50
35	BA	609	A	C6-N1-C2	6.76	122.66	118.60
35	BA	636	G	C5-C6-N1	6.76	114.88	111.50
35	BA	693	C	C5-C4-N4	-6.76	115.47	120.20
35	BA	1821	A	N1-C2-N3	-6.76	125.92	129.30
35	BA	2630	G	C5-C6-O6	-6.76	124.54	128.60
1	AA	709	G	N9-C4-C5	6.76	108.10	105.40
1	AA	116	A	C5-C6-N1	-6.75	114.32	117.70
1	AA	157	G	N9-C4-C5	-6.75	102.70	105.40
1	AA	288	A	C2-N3-C4	6.75	113.98	110.60
35	BA	1822	G	N7-C8-N9	6.75	116.48	113.10
35	BA	2607	G	C4-C5-N7	6.75	113.50	110.80
1	AA	251	G	C5-N7-C8	-6.75	100.92	104.30
1	AA	1528	U	C6-N1-C2	-6.75	116.95	121.00
23	AX	14	A	N3-C4-C5	6.75	131.53	126.80
35	BA	176	G	C4-C5-N7	-6.75	108.10	110.80
35	BA	1246	A	C2-N3-C4	6.75	113.98	110.60
35	BA	1379	A	O4'-C1'-N9	6.75	113.60	108.20
35	BA	1500	G	C5-C6-N1	6.75	114.88	111.50
35	BA	1627	G	O4'-C1'-N9	-6.75	102.80	108.20
35	BA	2403	C	C6-N1-C2	6.75	123.00	120.30
35	BA	2820	A	C4-C5-N7	6.75	114.08	110.70
35	BA	2828	C	C6-N1-C2	6.75	123.00	120.30
36	BB	108	U	N3-C4-C5	-6.75	110.55	114.60
1	AA	693	G	N3-C4-C5	-6.75	125.22	128.60
35	BA	278	A	C4-C5-C6	6.75	120.38	117.00
47	BP	58	THR	N-CA-C	-6.75	92.77	111.00
1	AA	172	A	C8-N9-C4	-6.75	103.10	105.80
35	BA	1063	G	O4'-C1'-N9	-6.75	102.80	108.20
36	BB	65	C	N3-C4-C5	6.75	124.60	121.90
1	AA	916	G	N7-C8-N9	-6.75	109.73	113.10
35	BA	397	G	N3-C4-C5	6.75	131.97	128.60
35	BA	836	G	N9-C4-C5	6.75	108.10	105.40
35	BA	1506	C	N3-C2-O2	-6.75	117.18	121.90
49	BR	104	ARG	NE-CZ-NH2	6.75	123.67	120.30
1	AA	424	G	C4-C5-N7	6.75	113.50	110.80
35	BA	211	A	C2-N3-C4	6.75	113.97	110.60
35	BA	955	C	N3-C4-C5	-6.75	119.20	121.90

Continued on next page...

Continued from previous page...

Mol	Chain	Res	Type	Atoms	Z	Observed(°)	Ideal(°)
35	BA	1623	G	C8-N9-C4	-6.75	103.70	106.40
35	BA	1910	G	C5-C6-N1	6.75	114.87	111.50
35	BA	2829	C	N1-C2-O2	-6.75	114.85	118.90
24	AY	465	ARG	NE-CZ-NH2	-6.75	116.93	120.30
35	BA	363(C)	G	N9-C4-C5	-6.75	102.70	105.40
1	AA	673	G	C2-N3-C4	6.74	115.27	111.90
1	AA	1446	U	C5-C4-O4	-6.74	121.85	125.90
1	AA	1498	U	C5-C4-O4	-6.74	121.85	125.90
35	BA	1569	A	C8-N9-C4	6.74	108.50	105.80
35	BA	2644	G	C8-N9-C4	-6.74	103.70	106.40
36	BB	40	U	C4-C5-C6	6.74	123.75	119.70
1	AA	1160	G	C5-C6-O6	6.74	132.64	128.60
35	BA	543	C	N3-C2-O2	6.74	126.62	121.90
35	BA	1804	C	C5-C4-N4	6.74	124.92	120.20
1	AA	1101	A	C2-N3-C4	6.74	113.97	110.60
1	AA	1300	G	C2-N3-C4	6.74	115.27	111.90
35	BA	791	C	N1-C2-O2	6.74	122.94	118.90
35	BA	1241	A	C6-N1-C2	-6.74	114.56	118.60
1	AA	226	G	O4'-C1'-N9	6.74	113.59	108.20
1	AA	237	C	C6-N1-C2	6.74	123.00	120.30
1	AA	1170	A	C5-C6-N6	6.74	129.09	123.70
35	BA	1374	G	N9-C4-C5	-6.74	102.70	105.40
35	BA	2409	G	N1-C6-O6	-6.74	115.86	119.90
1	AA	472	A	C5-C6-N1	6.74	121.07	117.70
35	BA	363(E)	U	C4-C5-C6	6.74	123.74	119.70
35	BA	1233	C	C6-N1-C2	6.74	122.99	120.30
35	BA	1275	A	N9-C4-C5	6.74	108.49	105.80
35	BA	2030	A	N1-C6-N6	6.74	122.64	118.60
1	AA	901	A	C8-N9-C4	-6.73	103.11	105.80
1	AA	1057	G	C2-N3-C4	-6.73	108.53	111.90
35	BA	1539	G	N1-C6-O6	-6.73	115.86	119.90
1	AA	307	C	N1-C2-N3	6.73	123.91	119.20
1	AA	492	G	C8-N9-C4	6.73	109.09	106.40
1	AA	567	G	N3-C2-N2	-6.73	115.19	119.90
1	AA	700	G	N9-C1'-C2'	-6.73	104.59	112.00
35	BA	177	G	C1'-O4'-C4'	-6.73	104.51	109.90
35	BA	860	U	C5-C6-N1	6.73	126.07	122.70
35	BA	2673	G	N1-C6-O6	-6.73	115.86	119.90
6	AF	63	TYR	CB-CG-CD2	-6.73	116.96	121.00
35	BA	274	G	C5-C6-N1	6.73	114.86	111.50
35	BA	2607	G	C6-C5-N7	-6.73	126.36	130.40
36	BB	107	G	N1-C2-N3	6.73	127.94	123.90

Continued on next page...

Continued from previous page...

Mol	Chain	Res	Type	Atoms	Z	Observed(°)	Ideal(°)
1	AA	34	C	N3-C4-C5	6.73	124.59	121.90
1	AA	1419	G	C5-N7-C8	6.73	107.66	104.30
35	BA	180	G	N7-C8-N9	-6.73	109.73	113.10
35	BA	823	G	N7-C8-N9	-6.73	109.73	113.10
35	BA	2481	G	N9-C1'-C2'	6.73	122.75	114.00
1	AA	992	U	O4'-C1'-N1	6.73	113.58	108.20
1	AA	1040	U	N3-C2-O2	6.73	126.91	122.20
35	BA	400	G	C8-N9-C4	6.73	109.09	106.40
35	BA	2146	C	C5-C6-N1	-6.73	117.64	121.00
35	BA	1790	C	N3-C4-C5	6.73	124.59	121.90
35	BA	939	G	C4-C5-N7	6.72	113.49	110.80
1	AA	119	A	C5-N7-C8	-6.72	100.54	103.90
1	AA	236	G	N3-C4-C5	-6.72	125.24	128.60
1	AA	756	C	N3-C4-C5	6.72	124.59	121.90
1	AA	1463	C	C4'-C3'-C2'	-6.72	95.88	102.60
35	BA	1704	G	N9-C1'-C2'	-6.72	104.61	112.00
35	BA	1007	C	C4-C5-C6	-6.72	114.04	117.40
35	BA	1776	G	N9-C4-C5	6.72	108.09	105.40
1	AA	266	G	C4-C5-C6	6.72	122.83	118.80
1	AA	1042	G	N1-C2-N3	6.72	127.93	123.90
1	AA	1317	C	N1-C2-O2	6.72	122.93	118.90
35	BA	192	C	C5-C4-N4	-6.72	115.50	120.20
1	AA	1170	A	N9-C4-C5	-6.72	103.11	105.80
35	BA	129	C	C5-C6-N1	6.72	124.36	121.00
35	BA	998	C	C6-N1-C2	-6.72	117.61	120.30
35	BA	2343	C	C4-C5-C6	6.72	120.76	117.40
35	BA	2420	C	N3-C4-C5	6.72	124.59	121.90
35	BA	2458	G	N1-C2-N3	6.72	127.93	123.90
1	AA	189(C)	C	C5-C6-N1	6.71	124.36	121.00
1	AA	266	G	C3'-C2'-C1'	6.71	106.87	101.50
1	AA	285	G	N3-C4-C5	-6.71	125.24	128.60
35	BA	2618	G	N3-C2-N2	6.71	124.60	119.90
1	AA	807	A	N7-C8-N9	-6.71	110.44	113.80
35	BA	1948	G	C5'-C4'-O4'	-6.71	101.04	109.10
35	BA	2750	A	C4-C5-N7	-6.71	107.34	110.70
1	AA	108	G	N1-C2-N3	-6.71	119.87	123.90
1	AA	869	G	C2-N3-C4	-6.71	108.54	111.90
1	AA	896	C	N3-C2-O2	-6.71	117.20	121.90
1	AA	1409	C	C4-C5-C6	-6.71	114.04	117.40
35	BA	1529	G	N7-C8-N9	-6.71	109.74	113.10
35	BA	1517	G	C8-N9-C4	-6.71	103.72	106.40
35	BA	2220	G	C6-C5-N7	-6.71	126.37	130.40

Continued on next page...

Continued from previous page...

Mol	Chain	Res	Type	Atoms	Z	Observed(°)	Ideal(°)
35	BA	2440	C	C5-C4-N4	-6.71	115.50	120.20
35	BA	2761	G	C2-N3-C4	6.71	115.25	111.90
1	AA	370	C	N3-C2-O2	6.71	126.60	121.90
35	BA	1280	G	C4-C5-C6	-6.71	114.78	118.80
35	BA	1593	G	N7-C8-N9	6.71	116.45	113.10
35	BA	2144	U	C5-C4-O4	-6.71	121.88	125.90
35	BA	2246	G	O4'-C1'-N9	6.71	113.57	108.20
1	AA	1242	C	N3-C4-N4	6.71	122.69	118.00
35	BA	139	G	C4-C5-N7	6.71	113.48	110.80
35	BA	1388	G	C5-N7-C8	6.71	107.65	104.30
35	BA	2409	G	C5-C6-O6	6.71	132.62	128.60
35	BA	2840	C	N1-C2-O2	6.71	122.92	118.90
46	BO	32	TYR	CB-CG-CD2	6.71	125.02	121.00
35	BA	258	G	N9-C4-C5	6.70	108.08	105.40
35	BA	515	A	N1-C2-N3	-6.70	125.95	129.30
35	BA	632	A	N9-C4-C5	-6.70	103.12	105.80
35	BA	1747(A)	G	C6-N1-C2	-6.70	121.08	125.10
35	BA	1950	G	C8-N9-C4	6.70	109.08	106.40
35	BA	2026	C	C5'-C4'-C3'	-6.70	105.28	116.00
35	BA	472	A	N7-C8-N9	-6.70	110.45	113.80
35	BA	1705	G	N7-C8-N9	-6.70	109.75	113.10
1	AA	946	A	C4-C5-N7	6.70	114.05	110.70
35	BA	801	G	N3-C4-N9	6.70	130.02	126.00
35	BA	1573	G	N9-C4-C5	-6.70	102.72	105.40
35	BA	2389	G	C2-N3-C4	-6.70	108.55	111.90
1	AA	446	G	O4'-C1'-N9	6.70	113.56	108.20
1	AA	607	A	C2-N3-C4	-6.70	107.25	110.60
15	AO	78	TYR	CB-CG-CD1	6.70	125.02	121.00
35	BA	1481	U	O4'-C1'-N1	-6.70	102.84	108.20
35	BA	1698	A	N9-C4-C5	-6.70	103.12	105.80
36	BB	97	G	N1-C6-O6	6.70	123.92	119.90
1	AA	35	G	N3-C4-C5	-6.70	125.25	128.60
1	AA	528	C	N1-C2-O2	6.70	122.92	118.90
1	AA	1146	A	C5-C6-N1	6.70	121.05	117.70
35	BA	2299	G	C5-C6-N1	-6.70	108.15	111.50
35	BA	2430	A	C5-C6-N1	-6.70	114.35	117.70
1	AA	500	G	C5-C6-O6	6.70	132.62	128.60
35	BA	121	G	C5-C6-O6	-6.70	124.58	128.60
1	AA	949	A	O4'-C1'-N9	-6.69	102.84	108.20
35	BA	621	A	C4-C5-N7	6.69	114.05	110.70
35	BA	643	A	C2-N3-C4	6.69	113.95	110.60
35	BA	1575	C	C5-C6-N1	6.69	124.35	121.00

Continued on next page...

Continued from previous page...

Mol	Chain	Res	Type	Atoms	Z	Observed(°)	Ideal(°)
1	AA	405	U	C5-C4-O4	-6.69	121.88	125.90
8	AH	14	ARG	NE-CZ-NH2	-6.69	116.95	120.30
35	BA	228	A	N1-C6-N6	-6.69	114.58	118.60
35	BA	370	G	C6-N1-C2	-6.69	121.08	125.10
1	AA	64	G	C2-N3-C4	-6.69	108.56	111.90
35	BA	1445	A	O4'-C1'-N9	6.69	113.55	108.20
35	BA	2785	C	N3-C2-O2	6.69	126.58	121.90
1	AA	507	C	C4-C5-C6	6.69	120.74	117.40
35	BA	1184	G	N9-C4-C5	6.69	108.08	105.40
35	BA	1619	G	C6-C5-N7	-6.69	126.39	130.40
35	BA	2779	U	C5'-C4'-C3'	-6.69	105.30	116.00
35	BA	268	C	C2-N3-C4	6.69	123.24	119.90
35	BA	603	A	N1-C6-N6	-6.69	114.59	118.60
35	BA	2603	G	N3-C4-C5	6.69	131.94	128.60
1	AA	26	A	C1'-O4'-C4'	6.69	115.25	109.90
35	BA	856	C	C4-C5-C6	-6.69	114.06	117.40
35	BA	1718	G	C5-N7-C8	6.69	107.64	104.30
35	BA	272(H)	C	C2-N3-C4	6.68	123.24	119.90
35	BA	932	G	N7-C8-N9	6.68	116.44	113.10
35	BA	1075	C	C4-C5-C6	6.68	120.74	117.40
35	BA	2420	C	C4-C5-C6	-6.68	114.06	117.40
35	BA	2604	U	C5-C6-N1	-6.68	119.36	122.70
1	AA	851	G	C6-C5-N7	-6.68	126.39	130.40
1	AA	1083	U	N3-C4-C5	-6.68	110.59	114.60
35	BA	143(A)	C	C5-C6-N1	6.68	124.34	121.00
35	BA	301	G	C5-C6-N1	-6.68	108.16	111.50
35	BA	431	U	N3-C4-C5	-6.68	110.59	114.60
35	BA	677	A	C2-N3-C4	-6.68	107.26	110.60
35	BA	1000	A	C5-N7-C8	6.68	107.24	103.90
35	BA	1237	A	C5-N7-C8	6.68	107.24	103.90
35	BA	2818	G	N3-C2-N2	-6.68	115.22	119.90
35	BA	388	G	N3-C4-C5	-6.68	125.26	128.60
35	BA	654(N)	G	C4-C5-C6	6.68	122.81	118.80
35	BA	1029	A	C6-C5-N7	6.68	136.98	132.30
35	BA	1291	C	N3-C4-C5	-6.68	119.23	121.90
35	BA	1571	A	C6-N1-C2	-6.68	114.59	118.60
35	BA	1811	G	N3-C4-C5	-6.68	125.26	128.60
35	BA	153	C	N3-C4-N4	6.68	122.67	118.00
35	BA	429	A	N7-C8-N9	-6.68	110.46	113.80
35	BA	583	G	C4-C5-N7	6.68	113.47	110.80
35	BA	1802	A	N3-C4-C5	6.68	131.47	126.80
35	BA	1846	G	C4-C5-N7	-6.68	108.13	110.80

Continued on next page...

Continued from previous page...

Mol	Chain	Res	Type	Atoms	Z	Observed(°)	Ideal(°)
35	BA	2148	G	O4'-C1'-N9	-6.68	102.86	108.20
35	BA	1435	G	C5-C6-N1	6.68	114.84	111.50
35	BA	2793	G	C5-N7-C8	6.68	107.64	104.30
1	AA	115	G	N1-C2-N3	-6.68	119.89	123.90
46	BO	78	ARG	NE-CZ-NH1	6.68	123.64	120.30
1	AA	203	U	C2-N3-C4	-6.67	123.00	127.00
35	BA	2170	A	N1-C6-N6	6.67	122.60	118.60
35	BA	1808	U	C2-N3-C4	6.67	131.00	127.00
35	BA	2048	G	C6-N1-C2	6.67	129.10	125.10
1	AA	1313	U	C2-N3-C4	6.67	131.00	127.00
35	BA	261	G	N3-C4-C5	6.67	131.94	128.60
35	BA	1480	G	C8-N9-C4	-6.67	103.73	106.40
35	BA	2004	G	C4-C5-N7	-6.67	108.13	110.80
1	AA	1249	C	N3-C4-C5	6.67	124.57	121.90
1	AA	1410	G	N3-C4-C5	6.67	131.94	128.60
35	BA	1181	C	C5-C6-N1	-6.67	117.67	121.00
35	BA	2187	G	N7-C8-N9	6.67	116.44	113.10
35	BA	2225	A	C2-N3-C4	-6.67	107.27	110.60
1	AA	819	A	N1-C6-N6	6.67	122.60	118.60
22	AV	75	C	C4-C5-C6	6.67	120.73	117.40
35	BA	702	G	C8-N9-C4	6.67	109.07	106.40
35	BA	2748	A	N9-C4-C5	6.67	108.47	105.80
1	AA	1327	C	C5-C6-N1	6.67	124.33	121.00
35	BA	1415	U	C1'-O4'-C4'	-6.67	104.57	109.90
35	BA	1654	A	C4'-C3'-C2'	-6.67	95.93	102.60
35	BA	2356	C	N3-C4-C5	6.67	124.57	121.90
35	BA	930	U	N3-C4-C5	-6.67	110.60	114.60
1	AA	1330	U	C5-C6-N1	-6.66	119.37	122.70
1	AA	1480	G	N3-C4-C5	-6.66	125.27	128.60
22	AV	61	C	C4-C5-C6	6.66	120.73	117.40
35	BA	1647	G	C5-C6-O6	-6.66	124.60	128.60
21	AU	18	TYR	CB-CG-CD1	6.66	125.00	121.00
35	BA	271(A)	A	N1-C2-N3	6.66	132.63	129.30
35	BA	489	G	O5'-P-OP2	6.66	118.69	110.70
35	BA	2540	C	O4'-C1'-N1	6.66	113.53	108.20
1	AA	53	A	N9-C4-C5	6.66	108.46	105.80
35	BA	51	G	C5-N7-C8	-6.66	100.97	104.30
35	BA	1764	G	C5-C6-O6	-6.66	124.61	128.60
35	BA	1985	G	C4-C5-N7	6.66	113.46	110.80
35	BA	2339	G	C3'-C2'-C1'	-6.66	96.17	101.50
35	BA	982	C	N3-C4-N4	-6.66	113.34	118.00
35	BA	1018	C	C5-C6-N1	6.66	124.33	121.00

Continued on next page...

Continued from previous page...

Mol	Chain	Res	Type	Atoms	Z	Observed(°)	Ideal(°)
35	BA	928	G	C6-N1-C2	6.65	129.09	125.10
35	BA	2139	C	C4-C5-C6	6.65	120.73	117.40
1	AA	657	G	N1-C2-N3	6.65	127.89	123.90
1	AA	820	U	C6-N1-C2	6.65	124.99	121.00
35	BA	2315	G	C5-C6-N1	-6.65	108.17	111.50
1	AA	1155	G	N9-C4-C5	6.65	108.06	105.40
35	BA	174	C	C6-N1-C2	-6.65	117.64	120.30
35	BA	907	U	O4'-C1'-N1	6.65	113.52	108.20
35	BA	1797	C	C2-N3-C4	-6.65	116.57	119.90
35	BA	2377	A	C8-N9-C4	-6.65	103.14	105.80
35	BA	2406	U	C5-C6-N1	-6.65	119.38	122.70
35	BA	280	C	C3'-C2'-C1'	6.65	106.82	101.50
35	BA	843	G	C4-C5-N7	6.65	113.46	110.80
35	BA	1271	G	N1-C2-N3	-6.65	119.91	123.90
35	BA	2123	G	C8-N9-C4	6.65	109.06	106.40
35	BA	2172	U	C5-C4-O4	-6.65	121.91	125.90
1	AA	1334	G	C5-N7-C8	6.65	107.62	104.30
22	AV	23	C	O4'-C1'-N1	6.65	113.52	108.20
35	BA	561	G	N3-C4-C5	-6.65	125.28	128.60
35	BA	2087	G	N7-C8-N9	6.65	116.42	113.10
35	BA	2136	C	N3-C4-N4	6.65	122.65	118.00
1	AA	328	C	C2'-C3'-O3'	6.65	124.33	113.70
1	AA	379	C	C5-C6-N1	-6.65	117.68	121.00
1	AA	837	G	N1-C6-O6	-6.65	115.91	119.90
35	BA	125	G	C6-N1-C2	-6.64	121.11	125.10
35	BA	327	G	C6-C5-N7	-6.64	126.41	130.40
35	BA	1105	U	N3-C4-C5	6.64	118.59	114.60
35	BA	2093	G	C2-N3-C4	-6.64	108.58	111.90
35	BA	750	A	C5-N7-C8	-6.64	100.58	103.90
35	BA	952	G	N1-C2-N3	6.64	127.89	123.90
35	BA	1594	G	N3-C4-C5	-6.64	125.28	128.60
35	BA	1656	C	N1-C2-O2	6.64	122.89	118.90
35	BA	1745(A)	C	O4'-C1'-N1	-6.64	102.89	108.20
1	AA	435	C	N3-C4-C5	6.64	124.56	121.90
35	BA	2656	U	C5-C6-N1	6.64	126.02	122.70
35	BA	1652	A	N9-C1'-C2'	6.64	122.63	114.00
1	AA	44	G	C5-N7-C8	6.64	107.62	104.30
1	AA	142	G	N7-C8-N9	6.64	116.42	113.10
1	AA	769	G	N9-C4-C5	6.64	108.06	105.40
1	AA	852	G	N9-C4-C5	6.64	108.06	105.40
35	BA	2052	G	C1'-O4'-C4'	6.64	115.21	109.90
1	AA	311	C	C5-C4-N4	6.64	124.84	120.20

Continued on next page...

Continued from previous page...

Mol	Chain	Res	Type	Atoms	Z	Observed(°)	Ideal(°)
1	AA	912	C	N1-C2-O2	6.64	122.88	118.90
35	BA	1897	G	N3-C4-N9	6.64	129.98	126.00
35	BA	2744	G	N9-C4-C5	6.64	108.06	105.40
1	AA	477	A	C5-C6-N1	6.63	121.02	117.70
35	BA	976	C	N3-C4-C5	6.63	124.55	121.90
35	BA	1271	G	C8-N9-C4	6.63	109.05	106.40
35	BA	1347	G	C5-C6-N1	-6.63	108.18	111.50
35	BA	2880	C	C4-C5-C6	6.63	120.72	117.40
36	BB	92	C	C2-N3-C4	6.63	123.22	119.90
1	AA	158	G	N1-C2-N3	-6.63	119.92	123.90
1	AA	194	C	N1-C1'-C2'	6.63	122.62	114.00
1	AA	742	G	C4-C5-N7	6.63	113.45	110.80
23	AX	15	A	C2-N3-C4	6.63	113.92	110.60
35	BA	528	A	C4-C5-N7	-6.63	107.38	110.70
35	BA	2708	G	C4-C5-N7	6.63	113.45	110.80
36	BB	74	U	N1-C2-N3	6.63	118.88	114.90
1	AA	717	C	C2-N3-C4	6.63	123.22	119.90
1	AA	1198	G	C6-N1-C2	-6.63	121.12	125.10
35	BA	2621	A	N1-C2-N3	-6.63	125.98	129.30
1	AA	89	C	C5-C4-N4	6.63	124.84	120.20
1	AA	285	G	N9-C4-C5	6.63	108.05	105.40
1	AA	436	C	C6-N1-C2	-6.63	117.65	120.30
35	BA	2024	G	N9-C4-C5	-6.63	102.75	105.40
35	BA	2699	C	C2-N3-C4	-6.63	116.58	119.90
1	AA	112	G	C2-N3-C4	-6.63	108.59	111.90
1	AA	1089	G	N7-C8-N9	-6.63	109.79	113.10
1	AA	1385	G	N3-C4-C5	6.63	131.91	128.60
35	BA	763	G	N1-C6-O6	-6.63	115.92	119.90
35	BA	1363	C	C4-C5-C6	6.63	120.71	117.40
1	AA	703	G	N9-C4-C5	-6.62	102.75	105.40
35	BA	705	A	N7-C8-N9	6.62	117.11	113.80
35	BA	1840	G	N1-C6-O6	6.62	123.88	119.90
35	BA	2220	G	C5-N7-C8	-6.62	100.99	104.30
1	AA	352	C	N3-C4-C5	6.62	124.55	121.90
1	AA	640	A	C2-N3-C4	-6.62	107.29	110.60
1	AA	657	G	C6-C5-N7	6.62	134.37	130.40
35	BA	245	G	C4-C5-N7	-6.62	108.15	110.80
35	BA	302	C	C6-N1-C2	6.62	122.95	120.30
35	BA	716	A	C6-C5-N7	-6.62	127.66	132.30
1	AA	253	U	O4'-C1'-N1	-6.62	102.90	108.20
1	AA	1341	U	O4'-C1'-N1	6.62	113.50	108.20
35	BA	520	G	C4-C5-C6	-6.62	114.83	118.80

Continued on next page...

Continued from previous page...

Mol	Chain	Res	Type	Atoms	Z	Observed(°)	Ideal(°)
35	BA	553	G	C5-C6-N1	-6.62	108.19	111.50
35	BA	1630	G	C5-N7-C8	6.62	107.61	104.30
1	AA	1069	C	N3-C2-O2	-6.62	117.27	121.90
1	AA	1202	G	C5-N7-C8	6.62	107.61	104.30
35	BA	1364	G	N9-C4-C5	6.62	108.05	105.40
1	AA	32	A	N1-C6-N6	6.62	122.57	118.60
1	AA	1377	A	C5-N7-C8	6.62	107.21	103.90
4	AD	115	ARG	NE-CZ-NH1	-6.62	116.99	120.30
35	BA	206	U	C2-N3-C4	6.62	130.97	127.00
35	BA	1062	G	C1'-O4'-C4'	-6.62	104.61	109.90
35	BA	1430	C	C4-C5-C6	6.62	120.71	117.40
35	BA	1767	C	N1-C2-O2	-6.62	114.93	118.90
35	BA	854	G	C5-N7-C8	6.62	107.61	104.30
1	AA	1084	G	C5-N7-C8	6.62	107.61	104.30
3	AC	132	ARG	NE-CZ-NH2	-6.62	116.99	120.30
35	BA	70	G	N7-C8-N9	6.62	116.41	113.10
35	BA	296	C	C5-C6-N1	6.62	124.31	121.00
35	BA	537	C	N1-C2-O2	-6.62	114.93	118.90
35	BA	1765	C	N1-C2-O2	-6.62	114.93	118.90
35	BA	2876	G	N1-C6-O6	6.62	123.87	119.90
35	BA	488	G	N3-C2-N2	6.61	124.53	119.90
35	BA	1970	A	O5'-P-OP2	-6.61	99.75	105.70
35	BA	659	C	C6-N1-C2	6.61	122.94	120.30
35	BA	2553	G	N7-C8-N9	6.61	116.41	113.10
35	BA	2582	G	C5-N7-C8	6.61	107.61	104.30
35	BA	2347	C	C6-N1-C2	-6.61	117.66	120.30
35	BA	2391	G	N3-C2-N2	-6.61	115.27	119.90
35	BA	587	C	C4-C5-C6	-6.61	114.10	117.40
35	BA	1317	A	N1-C2-N3	-6.61	126.00	129.30
1	AA	145	G	N3-C4-C5	6.61	131.90	128.60
1	AA	317	G	N1-C2-N3	6.61	127.86	123.90
1	AA	986	A	N1-C2-N3	-6.61	126.00	129.30
35	BA	1307	A	C2-N3-C4	-6.61	107.30	110.60
35	BA	1866	C	N1-C2-O2	6.61	122.86	118.90
35	BA	1326	U	N1-C2-O2	6.61	127.42	122.80
35	BA	2266	A	C2-N3-C4	-6.61	107.30	110.60
35	BA	2594	C	C5-C6-N1	6.61	124.30	121.00
1	AA	1358	U	C5-C6-N1	6.60	126.00	122.70
35	BA	741	G	N1-C6-O6	-6.60	115.94	119.90
1	AA	238	G	N9-C4-C5	6.60	108.04	105.40
1	AA	1068	G	O4'-C1'-N9	6.60	113.48	108.20
35	BA	278	A	C5-C6-N1	-6.60	114.40	117.70

Continued on next page...

Continued from previous page...

Mol	Chain	Res	Type	Atoms	Z	Observed(°)	Ideal(°)
35	BA	1958	C	N1-C2-O2	6.60	122.86	118.90
35	BA	2377	A	C2-N3-C4	6.60	113.90	110.60
36	BB	19	G	C4-C5-N7	6.60	113.44	110.80
1	AA	1093	A	N1-C6-N6	-6.60	114.64	118.60
1	AA	1390	U	C6-N1-C2	-6.60	117.04	121.00
35	BA	665	C	O4'-C1'-N1	6.60	113.48	108.20
1	AA	768	A	N7-C8-N9	-6.60	110.50	113.80
1	AA	805	C	N3-C4-C5	-6.60	119.26	121.90
1	AA	1352	C	N1-C2-O2	6.60	122.86	118.90
35	BA	156	U	N3-C4-O4	6.60	124.02	119.40
35	BA	530	G	C8-N9-C4	-6.60	103.76	106.40
35	BA	2455	G	C2-N3-C4	6.60	115.20	111.90
1	AA	971	G	O4'-C1'-N9	6.60	113.48	108.20
1	AA	1363	C	N1-C1'-C2'	6.60	122.58	114.00
35	BA	66	C	C2-N3-C4	-6.60	116.60	119.90
1	AA	1464	G	C5-C6-N1	-6.60	108.20	111.50
35	BA	2343	C	C6-N1-C2	6.60	122.94	120.30
1	AA	489	C	N1-C2-O2	6.59	122.86	118.90
35	BA	321	G	N3-C4-C5	6.59	131.90	128.60
35	BA	566	U	N1-C2-O2	6.59	127.42	122.80
35	BA	994	C	C6-N1-C2	-6.59	117.66	120.30
35	BA	2267	A	N1-C6-N6	6.59	122.56	118.60
1	AA	482	A	O4'-C1'-N9	-6.59	102.93	108.20
1	AA	911	U	O4'-C1'-N1	6.59	113.47	108.20
35	BA	1001	A	N1-C2-N3	-6.59	126.00	129.30
35	BA	545	C	C6-N1-C2	-6.59	117.66	120.30
35	BA	950	G	C8-N9-C4	-6.59	103.76	106.40
35	BA	1104	C	C4-C5-C6	6.59	120.70	117.40
35	BA	2147	G	N3-C4-N9	-6.59	122.05	126.00
35	BA	2510	C	N1-C2-O2	-6.59	114.94	118.90
1	AA	754	C	C1'-O4'-C4'	6.59	115.17	109.90
1	AA	992	U	N3-C2-O2	-6.59	117.59	122.20
33	B8	13	ARG	NE-CZ-NH1	-6.59	117.00	120.30
35	BA	2169	A	C2-N3-C4	-6.59	107.31	110.60
35	BA	2228	G	N1-C2-N3	6.59	127.85	123.90
35	BA	2429	G	N3-C2-N2	6.59	124.51	119.90
1	AA	302	G	O4'-C1'-N9	-6.59	102.93	108.20
35	BA	45	C	N3-C4-C5	-6.59	119.27	121.90
35	BA	1930	G	N3-C4-C5	-6.59	125.31	128.60
1	AA	653	A	N3-C4-C5	-6.58	122.19	126.80
35	BA	1304	C	C6-N1-C2	6.58	122.93	120.30
35	BA	1359	A	C3'-C2'-C1'	-6.58	96.23	101.50

Continued on next page...

Continued from previous page...

Mol	Chain	Res	Type	Atoms	Z	Observed(°)	Ideal(°)
36	BB	31	C	N3-C2-O2	-6.58	117.29	121.90
35	BA	1860	G	N3-C2-N2	-6.58	115.29	119.90
36	BB	87	G	C4-C5-N7	6.58	113.43	110.80
1	AA	1266	G	C4-C5-C6	6.58	122.75	118.80
35	BA	1260	G	C4-C5-C6	-6.58	114.85	118.80
35	BA	2313	C	C6-N1-C2	-6.58	117.67	120.30
1	AA	1223	C	C6-N1-C2	6.58	122.93	120.30
35	BA	860	U	O4'-C1'-N1	6.58	113.46	108.20
35	BA	935	C	C4-C5-C6	-6.58	114.11	117.40
1	AA	409	G	C4-C5-C6	-6.58	114.85	118.80
1	AA	1095	U	C6-N1-C2	-6.58	117.05	121.00
1	AA	240	C	C5-C4-N4	-6.58	115.60	120.20
1	AA	785	G	C8-N9-C4	6.58	109.03	106.40
24	AY	31	ARG	NE-CZ-NH1	-6.58	117.01	120.30
35	BA	2267	A	C5-N7-C8	-6.58	100.61	103.90
1	AA	332	G	O4'-C1'-N9	-6.57	102.94	108.20
1	AA	1151	A	C5-N7-C8	-6.57	100.61	103.90
35	BA	30	G	N3-C4-C5	6.57	131.89	128.60
35	BA	204	A	P-O3'-C3'	6.57	127.59	119.70
35	BA	1935	G	N1-C6-O6	-6.57	115.96	119.90
1	AA	616	G	C2-N3-C4	-6.57	108.61	111.90
35	BA	902	C	C6-N1-C2	-6.57	117.67	120.30
1	AA	730	G	C5-N7-C8	-6.57	101.02	104.30
1	AA	891	U	N1-C2-O2	-6.57	118.20	122.80
35	BA	372	G	C5-N7-C8	6.57	107.58	104.30
35	BA	406	G	N3-C2-N2	6.57	124.50	119.90
35	BA	1624	G	N9-C4-C5	6.57	108.03	105.40
35	BA	272(E)	G	C2-N3-C4	-6.57	108.61	111.90
35	BA	735	A	N9-C4-C5	6.56	108.42	105.80
35	BA	2456	C	N3-C4-N4	6.56	122.59	118.00
35	BA	2591	C	N3-C4-C5	-6.56	119.27	121.90
35	BA	2839	G	C4-C5-C6	6.56	122.74	118.80
1	AA	887	G	C5-C6-N1	6.56	114.78	111.50
1	AA	1460	A	C4-C5-C6	-6.56	113.72	117.00
35	BA	16	G	N1-C6-O6	-6.56	115.96	119.90
35	BA	103	A	O4'-C1'-N9	-6.56	102.95	108.20
35	BA	153	C	C5-C4-N4	-6.56	115.61	120.20
35	BA	859	G	C5-C6-N1	6.56	114.78	111.50
1	AA	38	G	C4-C5-C6	6.56	122.73	118.80
1	AA	290	C	C5-C4-N4	-6.56	115.61	120.20
2	AB	82	ARG	NE-CZ-NH1	6.56	123.58	120.30
35	BA	139	G	N3-C4-N9	6.56	129.94	126.00

Continued on next page...

Continued from previous page...

Mol	Chain	Res	Type	Atoms	Z	Observed(°)	Ideal(°)
35	BA	2640	G	C4-C5-N7	6.56	113.42	110.80
36	BB	15	A	N7-C8-N9	6.56	117.08	113.80
54	BW	9	TYR	CG-CD2-CE2	6.56	126.55	121.30
1	AA	66	G	C5-N7-C8	6.56	107.58	104.30
1	AA	579	G	C6-N1-C2	-6.56	121.17	125.10
35	BA	925	C	C5-C6-N1	-6.56	117.72	121.00
35	BA	1583	A	C6-N1-C2	-6.56	114.67	118.60
35	BA	1689	A	C5-N7-C8	-6.56	100.62	103.90
35	BA	2861	G	C8-N9-C4	-6.56	103.78	106.40
1	AA	868	C	N1-C2-N3	6.56	123.79	119.20
35	BA	528	A	N7-C8-N9	-6.56	110.52	113.80
35	BA	1008	C	N1-C2-O2	-6.56	114.97	118.90
1	AA	61	G	N3-C4-N9	6.55	129.93	126.00
35	BA	411	G	C3'-C2'-C1'	6.55	106.74	101.50
35	BA	855	G	O4'-C1'-N9	6.55	113.44	108.20
35	BA	1264	G	C5-C6-N1	-6.55	108.22	111.50
1	AA	608	A	N1-C2-N3	6.55	132.58	129.30
1	AA	1348	U	O4'-C1'-C2'	6.55	113.50	107.60
35	BA	1276	A	C8-N9-C4	-6.55	103.18	105.80
36	BB	40	U	N3-C2-O2	-6.55	117.61	122.20
1	AA	189(C)	C	N3-C4-N4	-6.55	113.42	118.00
1	AA	1192	C	C4-C5-C6	-6.55	114.12	117.40
2	AB	21	ARG	NE-CZ-NH1	-6.55	117.03	120.30
35	BA	337	C	C4-C5-C6	6.55	120.67	117.40
35	BA	1485	G	O4'-C1'-N9	-6.55	102.96	108.20
35	BA	2479	G	C5-N7-C8	6.55	107.58	104.30
35	BA	2561	A	N1-C6-N6	6.55	122.53	118.60
22	AV	61	C	N3-C4-N4	6.55	122.58	118.00
35	BA	1274	A	C8-N9-C4	6.55	108.42	105.80
20	AT	57	ARG	NE-CZ-NH2	-6.55	117.03	120.30
35	BA	598	G	C4-C5-N7	6.55	113.42	110.80
35	BA	2737	G	N3-C2-N2	-6.55	115.32	119.90
35	BA	831	G	N7-C8-N9	-6.54	109.83	113.10
35	BA	1809	A	C5-C6-N6	6.54	128.94	123.70
35	BA	412	A	C2-N3-C4	6.54	113.87	110.60
35	BA	913	U	C5-C6-N1	6.54	125.97	122.70
1	AA	542	G	N1-C2-N3	6.54	127.83	123.90
1	AA	546	G	C5-N7-C8	6.54	107.57	104.30
1	AA	768	A	C4-C5-C6	-6.54	113.73	117.00
35	BA	336	C	N3-C4-C5	6.54	124.52	121.90
35	BA	1033	U	C5-C6-N1	6.54	125.97	122.70
35	BA	1643	G	C5-C6-O6	6.54	132.53	128.60

Continued on next page...

Continued from previous page...

Mol	Chain	Res	Type	Atoms	Z	Observed(°)	Ideal(°)
35	BA	2045	C	C2-N3-C4	6.54	123.17	119.90
36	BB	43	C	O4'-C1'-N1	6.54	113.43	108.20
35	BA	139(A)	G	N1-C6-O6	-6.54	115.98	119.90
35	BA	2474	C	C5-C6-N1	6.54	124.27	121.00
1	AA	1030(C)	G	N3-C4-N9	6.54	129.92	126.00
35	BA	179	G	C5-C6-N1	-6.54	108.23	111.50
35	BA	567	A	N7-C8-N9	-6.54	110.53	113.80
35	BA	705	A	C5-N7-C8	-6.54	100.63	103.90
35	BA	2491	U	C5'-C4'-C3'	-6.54	105.54	116.00
35	BA	2878	U	N1-C2-N3	6.54	118.82	114.90
10	AJ	66	ARG	NE-CZ-NH2	-6.54	117.03	120.30
35	BA	554	U	C6-N1-C2	-6.54	117.08	121.00
35	BA	1451	C	C2-N3-C4	-6.54	116.63	119.90
35	BA	1594	G	C5-N7-C8	6.54	107.57	104.30
1	AA	204	U	C1'-O4'-C4'	-6.53	104.67	109.90
22	AV	28	C	O4'-C1'-N1	6.53	113.43	108.20
35	BA	603	A	N3-C4-N9	6.53	132.63	127.40
35	BA	771	G	C4-C5-N7	6.53	113.41	110.80
35	BA	846	C	N3-C4-C5	6.53	124.51	121.90
35	BA	1047	G	N1-C2-N3	-6.53	119.98	123.90
35	BA	1063	G	C4-C5-N7	6.53	113.41	110.80
35	BA	2682	U	N3-C4-C5	-6.53	110.68	114.60
36	BB	11	C	C6-N1-C2	6.53	122.91	120.30
23	AX	21	C	N1-C2-O2	6.53	122.82	118.90
24	AY	172	ASP	CB-CG-OD2	6.53	124.18	118.30
35	BA	1266	G	C4-C5-N7	-6.53	108.19	110.80
35	BA	1559	G	C5-C6-O6	6.53	132.52	128.60
44	BL	55	ASP	CB-CG-OD1	-6.53	112.42	118.30
1	AA	975	A	C3'-C2'-C1'	6.53	106.72	101.50
1	AA	986	A	O4'-C1'-N9	-6.53	102.98	108.20
35	BA	70	G	N9-C4-C5	6.53	108.01	105.40
35	BA	236	C	C5-C6-N1	6.53	124.27	121.00
35	BA	258	G	C5-C6-O6	-6.53	124.68	128.60
35	BA	1354	A	N1-C2-N3	-6.53	126.03	129.30
35	BA	2885	C	C6-N1-C2	6.53	122.91	120.30
1	AA	666	G	C5-C6-N1	-6.53	108.24	111.50
1	AA	790	A	C5-C6-N1	-6.53	114.44	117.70
1	AA	837	G	C5-C6-O6	6.53	132.52	128.60
35	BA	32	C	N1-C2-N3	6.53	123.77	119.20
35	BA	669	G	C5-C6-O6	6.53	132.52	128.60
1	AA	189(I)	G	C2-N3-C4	6.53	115.16	111.90
1	AA	616	G	C5-C6-O6	-6.53	124.69	128.60

Continued on next page...

Continued from previous page...

Mol	Chain	Res	Type	Atoms	Z	Observed(°)	Ideal(°)
35	BA	189	G	C8-N9-C4	6.53	109.01	106.40
35	BA	927	G	C8-N9-C4	-6.53	103.79	106.40
35	BA	1666	G	C4'-C3'-C2'	-6.53	96.08	102.60
35	BA	2382	G	C2-N3-C4	6.53	115.16	111.90
35	BA	2418	A	C4-C5-C6	-6.53	113.74	117.00
35	BA	1273	U	C4'-C3'-C2'	-6.52	96.08	102.60
1	AA	17	U	N3-C4-O4	-6.52	114.83	119.40
35	BA	146	G	C8-N9-C4	6.52	109.01	106.40
35	BA	614(B)	G	C5-C6-O6	6.52	132.51	128.60
35	BA	1669	A	N9-C1'-C2'	6.52	122.48	114.00
54	BW	90	ARG	NE-CZ-NH2	-6.52	117.04	120.30
22	AV	66	C	C2-N3-C4	6.52	123.16	119.90
1	AA	1458	G	C5'-C4'-C3'	-6.52	105.57	116.00
35	BA	855	G	N9-C4-C5	-6.52	102.79	105.40
35	BA	2580	U	C5-C6-N1	6.52	125.96	122.70
35	BA	2670	A	N9-C4-C5	-6.52	103.19	105.80
40	BF	164	ARG	NE-CZ-NH2	-6.52	117.04	120.30
1	AA	902	G	N7-C8-N9	6.52	116.36	113.10
35	BA	2064	C	C6-N1-C2	6.52	122.91	120.30
35	BA	2546	U	N3-C4-C5	-6.52	110.69	114.60
1	AA	1363	C	C6-N1-C2	6.52	122.91	120.30
1	AA	202	U	C1'-O4'-C4'	6.51	115.11	109.90
1	AA	247	G	C8-N9-C4	6.51	109.00	106.40
1	AA	550	G	C5-C6-N1	-6.51	108.24	111.50
35	BA	1616	A	C3'-C2'-C1'	-6.51	96.29	101.50
35	BA	2682	U	C5-C4-O4	6.51	129.81	125.90
1	AA	942	G	C8-N9-C4	6.51	109.00	106.40
35	BA	485	C	O4'-C1'-N1	6.51	113.41	108.20
35	BA	1184	G	N7-C8-N9	6.51	116.36	113.10
8	AH	94	TYR	CB-CG-CD1	-6.51	117.09	121.00
35	BA	16	G	C6-N1-C2	-6.51	121.19	125.10
35	BA	658	C	C6-N1-C2	6.51	122.90	120.30
35	BA	1400	G	C6-C5-N7	6.51	134.31	130.40
35	BA	2348	U	C5-C6-N1	6.51	125.96	122.70
1	AA	576	G	N9-C4-C5	6.51	108.00	105.40
29	B4	42	PHE	C-N-CA	6.51	137.97	121.70
35	BA	2038	G	C5-N7-C8	6.51	107.56	104.30
35	BA	2152	G	C6-N1-C2	-6.51	121.19	125.10
35	BA	2753	A	O4'-C1'-N9	6.51	113.41	108.20
1	AA	527	G	N7-C8-N9	6.51	116.35	113.10
35	BA	967	C	N3-C4-N4	-6.51	113.44	118.00
1	AA	1027	C	N3-C4-C5	6.51	124.50	121.90

Continued on next page...

Continued from previous page...

Mol	Chain	Res	Type	Atoms	Z	Observed(°)	Ideal(°)
35	BA	8	A	C5-N7-C8	6.51	107.15	103.90
35	BA	788	A	N9-C1'-C2'	6.51	122.46	114.00
35	BA	1148	A	N1-C6-N6	6.51	122.50	118.60
35	BA	1840	G	N9-C4-C5	-6.51	102.80	105.40
35	BA	2157	G	C5-C6-O6	6.51	132.50	128.60
38	BD	183	ARG	NE-CZ-NH2	-6.51	117.05	120.30
35	BA	1523	U	C6-N1-C2	-6.50	117.10	121.00
35	BA	2667	C	C4-C5-C6	6.50	120.65	117.40
35	BA	2819	G	N7-C8-N9	-6.50	109.85	113.10
35	BA	977	G	C2-N3-C4	6.50	115.15	111.90
35	BA	1780	A	N1-C2-N3	6.50	132.55	129.30
1	AA	453	A	N9-C4-C5	-6.50	103.20	105.80
1	AA	570	G	C5-C6-O6	-6.50	124.70	128.60
35	BA	935	C	C2-N3-C4	6.50	123.15	119.90
35	BA	1762	A	O5'-P-OP1	6.50	118.50	110.70
1	AA	263	A	C5-N7-C8	-6.50	100.65	103.90
1	AA	1530	G	C4-C5-N7	6.50	113.40	110.80
35	BA	247	G	C1'-O4'-C4'	-6.50	104.70	109.90
35	BA	1447	G	N9-C4-C5	6.50	108.00	105.40
1	AA	279	A	C5-C6-N6	-6.50	118.50	123.70
1	AA	542	G	C6-N1-C2	-6.50	121.20	125.10
1	AA	1295	G	N7-C8-N9	-6.50	109.85	113.10
35	BA	287	C	C5-C6-N1	6.50	124.25	121.00
35	BA	2237	G	C4-C5-N7	-6.50	108.20	110.80
35	BA	2315	G	N7-C8-N9	-6.50	109.85	113.10
35	BA	294	A	N1-C6-N6	6.50	122.50	118.60
35	BA	1410	G	N9-C4-C5	6.50	108.00	105.40
35	BA	2194	G	C4-C5-N7	-6.50	108.20	110.80
35	BA	2635	C	C1'-O4'-C4'	6.50	115.10	109.90
36	BB	23	G	C8-N9-C4	6.50	109.00	106.40
1	AA	170	U	N1-C2-O2	6.50	127.35	122.80
1	AA	755	G	C6-N1-C2	6.50	129.00	125.10
35	BA	556	G	C6-C5-N7	-6.50	126.50	130.40
1	AA	128	G	N9-C4-C5	6.49	108.00	105.40
1	AA	928	G	C6-C5-N7	-6.49	126.50	130.40
24	AY	13	ARG	NE-CZ-NH1	6.49	123.55	120.30
35	BA	294	A	O4'-C1'-N9	6.49	113.39	108.20
35	BA	401	A	C5-N7-C8	-6.49	100.65	103.90
35	BA	928	G	C5-C6-N1	-6.49	108.25	111.50
35	BA	1284	A	C1'-O4'-C4'	6.49	115.09	109.90
35	BA	1550	C	C6-N1-C2	6.49	122.90	120.30
35	BA	1950	G	N9-C4-C5	6.49	108.00	105.40

Continued on next page...

Continued from previous page...

Mol	Chain	Res	Type	Atoms	Z	Observed(°)	Ideal(°)
22	AV	1	C	C5-C6-N1	6.49	124.25	121.00
35	BA	1196	C	O4'-C1'-N1	6.49	113.39	108.20
1	AA	1528	U	N3-C4-C5	6.49	118.50	114.60
24	AY	644	ARG	NE-CZ-NH2	-6.49	117.06	120.30
35	BA	272(H)	C	C5-C6-N1	6.49	124.25	121.00
38	BD	274	ARG	NE-CZ-NH2	-6.49	117.06	120.30
1	AA	189(K)	U	N1-C2-N3	-6.49	111.01	114.90
1	AA	629	G	C8-N9-C4	6.49	109.00	106.40
22	AV	22	G	O4'-C1'-N9	6.49	113.39	108.20
35	BA	517	C	N1-C2-O2	6.49	122.79	118.90
35	BA	820	A	N1-C6-N6	-6.49	114.71	118.60
35	BA	870	A	C5-N7-C8	-6.49	100.66	103.90
35	BA	1507	A	C8-N9-C4	6.49	108.39	105.80
35	BA	2231	C	C2-N3-C4	6.49	123.14	119.90
56	BY	35	TYR	CB-CG-CD2	6.49	124.89	121.00
1	AA	102	G	N3-C2-N2	-6.49	115.36	119.90
35	BA	127	A	C8-N9-C4	6.49	108.39	105.80
35	BA	271(P)	C	C6-N1-C2	-6.49	117.70	120.30
35	BA	1886	C	N3-C2-O2	6.49	126.44	121.90
1	AA	40	C	C2-N3-C4	-6.49	116.66	119.90
1	AA	387	U	C5-C6-N1	6.49	125.94	122.70
1	AA	1248	A	C2-N3-C4	6.49	113.84	110.60
35	BA	271(W)	G	C8-N9-C4	-6.48	103.81	106.40
35	BA	1586	A	C6-N1-C2	-6.48	114.71	118.60
35	BA	2611	U	C5-C6-N1	6.48	125.94	122.70
1	AA	574	A	C6-N1-C2	6.48	122.49	118.60
1	AA	945	G	C6-C5-N7	6.48	134.29	130.40
1	AA	1287	A	N1-C6-N6	6.48	122.49	118.60
35	BA	2251	G	N9-C1'-C2'	6.48	122.43	114.00
35	BA	2632	A	C8-N9-C4	6.48	108.39	105.80
1	AA	521	G	C5-C6-O6	-6.48	124.71	128.60
1	AA	587	G	C4'-C3'-C2'	6.48	109.08	102.60
35	BA	704	G	N1-C6-O6	-6.48	116.01	119.90
35	BA	2761	G	N3-C4-C5	-6.48	125.36	128.60
35	BA	2766	G	N1-C6-O6	-6.48	116.01	119.90
36	BB	19	G	C6-C5-N7	-6.48	126.51	130.40
1	AA	298	A	C6-C5-N7	6.48	136.84	132.30
35	BA	2405	G	N1-C6-O6	6.48	123.79	119.90
1	AA	259	G	C5-C6-O6	6.48	132.49	128.60
3	AC	85	ARG	NE-CZ-NH2	-6.48	117.06	120.30
35	BA	1642	G	C6-C5-N7	-6.48	126.51	130.40
35	BA	1940	U	C5-C6-N1	6.48	125.94	122.70

Continued on next page...

Continued from previous page...

Mol	Chain	Res	Type	Atoms	Z	Observed(°)	Ideal(°)
35	BA	2452	C	C6-N1-C2	-6.48	117.71	120.30
35	BA	2782	G	C5'-C4'-O4'	-6.48	101.33	109.10
1	AA	736	C	N1-C2-O2	-6.48	115.02	118.90
35	BA	1180	C	N3-C2-O2	6.48	126.43	121.90
40	BF	106	ARG	NE-CZ-NH1	6.48	123.54	120.30
9	AI	104	ARG	CA-C-N	-6.47	102.96	117.20
22	AV	15	G	N3-C4-C5	-6.47	125.36	128.60
35	BA	1411	C	C4-C5-C6	6.47	120.64	117.40
1	AA	1101	A	C8-N9-C4	-6.47	103.21	105.80
1	AA	1166	G	C8-N9-C4	-6.47	103.81	106.40
35	BA	271(U)	G	C5-C6-N1	-6.47	108.26	111.50
25	B0	72	ARG	NE-CZ-NH1	-6.47	117.06	120.30
36	BB	67	G	C5-N7-C8	-6.47	101.07	104.30
1	AA	651	C	C5-C4-N4	-6.47	115.67	120.20
1	AA	669	U	N3-C4-O4	-6.47	114.87	119.40
1	AA	1446	U	O4'-C1'-N1	6.47	113.37	108.20
35	BA	1024	G	N9-C4-C5	6.47	107.99	105.40
35	BA	1675	C	C5-C6-N1	6.47	124.23	121.00
35	BA	1967	C	N3-C4-C5	6.47	124.49	121.90
35	BA	2773	C	C4-C5-C6	6.47	120.63	117.40
1	AA	1213	A	N7-C8-N9	-6.46	110.57	113.80
35	BA	262	A	C5-C6-N6	-6.46	118.53	123.70
35	BA	2705	A	N1-C6-N6	6.46	122.48	118.60
1	AA	70	G	O4'-C1'-N9	6.46	113.37	108.20
35	BA	1140	C	C2-N3-C4	-6.46	116.67	119.90
35	BA	1921	G	N9-C1'-C2'	-6.46	104.89	112.00
35	BA	1963	U	C1'-O4'-C4'	-6.46	104.73	109.90
1	AA	1017	G	N1-C2-N3	6.46	127.78	123.90
35	BA	831	G	C6-N1-C2	-6.46	121.22	125.10
35	BA	848	G	N9-C4-C5	6.46	107.98	105.40
35	BA	1077	A	C6-N1-C2	-6.46	114.72	118.60
35	BA	2303	G	N1-C6-O6	-6.46	116.02	119.90
1	AA	876	G	C4-C5-N7	-6.46	108.22	110.80
35	BA	959	A	N7-C8-N9	6.46	117.03	113.80
35	BA	967	C	N1-C1'-C2'	-6.46	104.89	112.00
35	BA	1921	G	C4-C5-C6	-6.46	114.92	118.80
13	AM	125	ARG	NE-CZ-NH1	-6.46	117.07	120.30
35	BA	1088	A	N1-C6-N6	-6.46	114.72	118.60
35	BA	2035	G	N3-C2-N2	-6.46	115.38	119.90
35	BA	2141	G	N3-C2-N2	6.46	124.42	119.90
35	BA	2454	G	C5-C6-O6	-6.46	124.72	128.60
35	BA	2509	G	C5-C6-O6	-6.46	124.72	128.60

Continued on next page...

Continued from previous page...

Mol	Chain	Res	Type	Atoms	Z	Observed(°)	Ideal(°)
1	AA	445	G	N3-C4-N9	6.46	129.87	126.00
35	BA	1165	U	C6-N1-C2	6.46	124.87	121.00
35	BA	1241	A	O4'-C4'-C3'	-6.46	97.54	104.00
1	AA	1473	A	N9-C4-C5	6.46	108.38	105.80
1	AA	294	U	N3-C2-O2	6.45	126.72	122.20
35	BA	480	A	C4-C5-C6	6.45	120.23	117.00
35	BA	1777	U	C5-C6-N1	-6.45	119.47	122.70
35	BA	1009	A	C4-C5-C6	6.45	120.23	117.00
35	BA	2268	A	C6-C5-N7	-6.45	127.78	132.30
1	AA	216	G	N3-C2-N2	-6.45	115.39	119.90
1	AA	727	G	C2-N3-C4	6.45	115.12	111.90
1	AA	810	C	C6-N1-C2	6.45	122.88	120.30
1	AA	1209	C	O4'-C1'-N1	6.45	113.36	108.20
35	BA	513	A	N1-C2-N3	6.45	132.53	129.30
35	BA	1678	G	N7-C8-N9	-6.45	109.87	113.10
35	BA	1970	A	O4'-C1'-N9	-6.45	103.04	108.20
35	BA	2088	G	C4-C5-N7	6.45	113.38	110.80
35	BA	2549	G	C6-C5-N7	6.45	134.27	130.40
35	BA	2687	U	C6-N1-C2	-6.45	117.13	121.00
1	AA	1221	G	C6-N1-C2	6.45	128.97	125.10
29	B4	42	PHE	N-CA-C	6.45	128.41	111.00
35	BA	1506	C	N1-C2-O2	6.45	122.77	118.90
35	BA	1561	G	N1-C2-N3	6.45	127.77	123.90
35	BA	2252	G	N9-C4-C5	6.45	107.98	105.40
1	AA	868	C	C4-C5-C6	6.45	120.62	117.40
35	BA	577	G	C2-N3-C4	-6.45	108.68	111.90
35	BA	1171	G	N1-C2-N3	6.45	127.77	123.90
1	AA	576	G	C4-C5-N7	-6.45	108.22	110.80
35	BA	748	G	N1-C2-N3	6.45	127.77	123.90
35	BA	2445	G	C5-C6-N1	6.45	114.72	111.50
35	BA	1680	U	C2-N3-C4	6.44	130.87	127.00
36	BB	44	G	O4'-C1'-N9	-6.44	103.05	108.20
1	AA	595	G	C8-N9-C4	-6.44	103.82	106.40
35	BA	22	C	C6-N1-C2	-6.44	117.72	120.30
35	BA	966	G	C5-N7-C8	-6.44	101.08	104.30
35	BA	1356	G	C8-N9-C4	-6.44	103.82	106.40
35	BA	1890	A	N1-C6-N6	6.44	122.47	118.60
35	BA	2199	A	C5-C6-N1	6.44	120.92	117.70
40	BF	74	ARG	NE-CZ-NH1	-6.44	117.08	120.30
1	AA	189(A)	C	N1-C2-O2	-6.44	115.04	118.90
1	AA	1089	G	C6-N1-C2	-6.44	121.23	125.10
1	AA	1170	A	N1-C6-N6	-6.44	114.74	118.60

Continued on next page...

Continued from previous page...

Mol	Chain	Res	Type	Atoms	Z	Observed(°)	Ideal(°)
6	AF	47	ARG	NE-CZ-NH1	-6.44	117.08	120.30
35	BA	324	A	C3'-C2'-C1'	6.44	106.65	101.50
35	BA	1035	U	C5-C6-N1	-6.44	119.48	122.70
35	BA	1210	A	N7-C8-N9	-6.44	110.58	113.80
35	BA	1818	U	C5-C6-N1	-6.44	119.48	122.70
35	BA	2602	A	N1-C2-N3	6.44	132.52	129.30
1	AA	416	G	C8-N9-C4	-6.44	103.82	106.40
1	AA	1425	U	C2-N3-C4	-6.44	123.14	127.00
35	BA	739	G	C6-C5-N7	-6.44	126.54	130.40
35	BA	1114	G	C5-C6-N1	6.44	114.72	111.50
35	BA	77	C	N3-C4-N4	-6.44	113.49	118.00
35	BA	1456	G	C6-N1-C2	-6.44	121.24	125.10
1	AA	1218	C	C1'-O4'-C4'	-6.44	104.75	109.90
1	AA	1221	G	N7-C8-N9	6.44	116.32	113.10
1	AA	244	U	N3-C4-O4	6.43	123.90	119.40
1	AA	452	A	N7-C8-N9	-6.43	110.58	113.80
1	AA	894	G	C8-N9-C4	6.43	108.97	106.40
1	AA	1264	C	N1-C2-O2	6.43	122.76	118.90
35	BA	603	A	C5-C6-N1	6.43	120.92	117.70
35	BA	654(K)	C	C2-N3-C4	6.43	123.12	119.90
35	BA	1488	G	N1-C6-O6	6.43	123.76	119.90
35	BA	2299	G	C5-N7-C8	6.43	107.52	104.30
35	BA	2425	A	N7-C8-N9	6.43	117.02	113.80
1	AA	1366	C	C6-N1-C2	-6.43	117.73	120.30
1	AA	1472	U	N1-C2-N3	6.43	118.76	114.90
35	BA	697	C	N1-C2-O2	6.43	122.76	118.90
35	BA	1894	C	N3-C4-N4	-6.43	113.50	118.00
35	BA	2808	U	C5-C6-N1	6.43	125.92	122.70
36	BB	5	C	N1-C2-O2	6.43	122.76	118.90
35	BA	89	G	N9-C4-C5	-6.43	102.83	105.40
35	BA	836	G	C8-N9-C4	-6.43	103.83	106.40
1	AA	197	A	N9-C4-C5	6.43	108.37	105.80
35	BA	807	U	N3-C4-O4	-6.43	114.90	119.40
35	BA	1145	C	C5-C6-N1	-6.43	117.78	121.00
35	BA	1586	A	O4'-C1'-N9	6.43	113.34	108.20
35	BA	1951	U	C2-N3-C4	6.43	130.86	127.00
35	BA	2755	C	N1-C2-O2	6.43	122.76	118.90
7	AG	143	ARG	NE-CZ-NH2	-6.43	117.09	120.30
35	BA	1802	A	C2-N3-C4	-6.43	107.39	110.60
35	BA	1828	G	C4-C5-N7	6.43	113.37	110.80
19	AS	80	TYR	CZ-CE2-CD2	-6.43	114.02	119.80
35	BA	768	G	N3-C4-C5	6.43	131.81	128.60

Continued on next page...

Continued from previous page...

Mol	Chain	Res	Type	Atoms	Z	Observed(°)	Ideal(°)
35	BA	1430	C	C5-C6-N1	-6.43	117.79	121.00
35	BA	1440	G	C2-N3-C4	6.43	115.11	111.90
35	BA	2190	G	N9-C4-C5	-6.43	102.83	105.40
38	BD	217	ARG	NE-CZ-NH1	6.43	123.51	120.30
35	BA	94	C	O4'-C1'-N1	6.42	113.34	108.20
35	BA	1509(A)	A	C5-C6-N1	6.42	120.91	117.70
35	BA	1814	G	C8-N9-C4	6.42	108.97	106.40
35	BA	2287	A	C5-N7-C8	6.42	107.11	103.90
1	AA	559	A	N1-C6-N6	6.42	122.45	118.60
1	AA	994	A	C8-N9-C4	6.42	108.37	105.80
1	AA	1496	C	N3-C4-C5	6.42	124.47	121.90
1	AA	577	G	C6-N1-C2	-6.42	121.25	125.10
2	AB	199	TYR	CB-CG-CD2	6.42	124.85	121.00
35	BA	1659	U	C4-C5-C6	-6.42	115.85	119.70
35	BA	1888	G	N3-C2-N2	-6.42	115.41	119.90
1	AA	766	A	C5'-C4'-O4'	6.42	116.80	109.10
35	BA	475	U	C6-N1-C2	6.42	124.85	121.00
35	BA	727	A	N1-C2-N3	6.42	132.51	129.30
35	BA	1680	U	N3-C4-C5	-6.42	110.75	114.60
1	AA	1156	G	C2-N3-C4	6.42	115.11	111.90
24	AY	198	GLU	OE1-CD-OE2	-6.42	115.60	123.30
35	BA	1303	G	C5-C6-N1	-6.42	108.29	111.50
35	BA	1997	G	N7-C8-N9	6.42	116.31	113.10
35	BA	2775	A	N7-C8-N9	6.42	117.01	113.80
1	AA	438	G	N9-C4-C5	6.42	107.97	105.40
1	AA	938	A	N9-C4-C5	-6.42	103.23	105.80
35	BA	16	G	C5-N7-C8	6.42	107.51	104.30
35	BA	223	A	C1'-O4'-C4'	-6.42	104.77	109.90
35	BA	943	U	N1-C2-O2	-6.42	118.31	122.80
35	BA	1697	G	N1-C2-N3	-6.42	120.05	123.90
35	BA	1765	C	C5-C6-N1	-6.42	117.79	121.00
35	BA	2628	C	C6-N1-C2	-6.42	117.73	120.30
36	BB	24	G	C3'-C2'-C1'	6.42	106.63	101.50
38	BD	48	ARG	NE-CZ-NH2	-6.42	117.09	120.30
1	AA	969	A	N1-C6-N6	-6.42	114.75	118.60
35	BA	2456	C	C5-C4-N4	-6.42	115.71	120.20
1	AA	736	C	C5-C6-N1	-6.41	117.79	121.00
35	BA	1110	G	C8-N9-C4	-6.41	103.83	106.40
35	BA	1426	G	C6-C5-N7	-6.41	126.55	130.40
35	BA	2775	A	C6-N1-C2	-6.41	114.75	118.60
1	AA	24	U	C2-N3-C4	-6.41	123.15	127.00
1	AA	495	A	C5-C6-N1	6.41	120.91	117.70

Continued on next page...

Continued from previous page...

Mol	Chain	Res	Type	Atoms	Z	Observed(°)	Ideal(°)
1	AA	585	G	N1-C2-N2	6.41	121.97	116.20
1	AA	1515	C	N1-C2-O2	-6.41	115.05	118.90
35	BA	79	G	C3'-C2'-C1'	6.41	106.63	101.50
35	BA	466	A	C5'-C4'-O4'	6.41	116.79	109.10
35	BA	654(J)	A	N1-C6-N6	6.41	122.45	118.60
35	BA	744	G	C4-C5-C6	6.41	122.65	118.80
35	BA	995	C	C2-N3-C4	-6.41	116.69	119.90
35	BA	1278	A	C5-N7-C8	6.41	107.11	103.90
35	BA	1307	A	N7-C8-N9	-6.41	110.59	113.80
35	BA	2886	G	C8-N9-C4	6.41	108.97	106.40
35	BA	88	G	N3-C2-N2	-6.41	115.42	119.90
35	BA	129	C	C4-C5-C6	-6.41	114.20	117.40
1	AA	741	G	C2-N3-C4	-6.41	108.70	111.90
35	BA	1271	G	N1-C6-O6	-6.41	116.06	119.90
35	BA	1977	A	N7-C8-N9	6.41	117.00	113.80
35	BA	2706	G	N3-C4-C5	6.41	131.80	128.60
35	BA	32	C	C2-N3-C4	-6.40	116.70	119.90
35	BA	2379	G	C4-C5-N7	-6.40	108.24	110.80
1	AA	603	U	O4'-C1'-N1	6.40	113.32	108.20
1	AA	942	G	N1-C6-O6	6.40	123.74	119.90
1	AA	1312	G	N9-C4-C5	6.40	107.96	105.40
1	AA	1400	C	C4-C5-C6	6.40	120.60	117.40
35	BA	2472	G	N9-C4-C5	-6.40	102.84	105.40
35	BA	720	C	C5-C4-N4	-6.40	115.72	120.20
35	BA	1410	G	C5-C6-N1	-6.40	108.30	111.50
35	BA	1959	G	C5-N7-C8	-6.40	101.10	104.30
35	BA	2388	A	N1-C6-N6	-6.40	114.76	118.60
35	BA	2441	C	C5'-C4'-O4'	6.40	116.78	109.10
35	BA	236	C	C6-N1-C2	-6.40	117.74	120.30
35	BA	2117	A	O4'-C1'-N9	6.40	113.32	108.20
35	BA	2372	G	C4-C5-N7	6.40	113.36	110.80
35	BA	525	U	O4'-C1'-N1	6.40	113.32	108.20
35	BA	1796	U	O4'-C1'-N1	-6.40	103.08	108.20
35	BA	2047	U	C5-C6-N1	6.40	125.90	122.70
35	BA	2498	C	C6-N1-C2	-6.40	117.74	120.30
38	BD	263	ARG	NE-CZ-NH2	-6.40	117.10	120.30
1	AA	18	C	C4-C5-C6	6.40	120.60	117.40
1	AA	29	G	N1-C6-O6	-6.40	116.06	119.90
35	BA	630	G	C4-C5-N7	-6.40	108.24	110.80
35	BA	2011	U	N3-C4-O4	6.40	123.88	119.40
1	AA	657	G	C6-N1-C2	-6.39	121.26	125.10
1	AA	916	G	C6-C5-N7	6.39	134.24	130.40

Continued on next page...

Continued from previous page...

Mol	Chain	Res	Type	Atoms	Z	Observed(°)	Ideal(°)
1	AA	931	C	C2-N3-C4	6.39	123.10	119.90
24	AY	210	ARG	NE-CZ-NH2	-6.39	117.10	120.30
35	BA	272(B)	G	N3-C4-N9	-6.39	122.16	126.00
1	AA	1214	C	C4-C5-C6	6.39	120.60	117.40
1	AA	1236	A	C8-N9-C4	6.39	108.36	105.80
35	BA	326	G	C8-N9-C4	-6.39	103.84	106.40
36	BB	6	C	C1'-O4'-C4'	-6.39	104.79	109.90
1	AA	309	G	C8-N9-C4	6.39	108.96	106.40
35	BA	218	A	N1-C2-N3	-6.39	126.11	129.30
35	BA	1520	G	C4'-C3'-C2'	-6.39	96.21	102.60
35	BA	2052	G	N1-C2-N3	6.39	127.73	123.90
1	AA	538	G	N1-C6-O6	6.39	123.73	119.90
1	AA	750	G	C4-C5-N7	6.39	113.36	110.80
22	AV	55	U	N1-C2-N3	-6.39	111.07	114.90
35	BA	375	C	N3-C4-C5	6.39	124.46	121.90
35	BA	1476	C	C5-C6-N1	6.39	124.19	121.00
35	BA	2071	A	O4'-C1'-N9	-6.39	103.09	108.20
35	BA	2195	C	O4'-C1'-N1	-6.39	103.09	108.20
1	AA	243	A	N1-C6-N6	-6.39	114.77	118.60
1	AA	1226	C	C5-C4-N4	6.39	124.67	120.20
1	AA	189(B)	C	C5-C4-N4	-6.39	115.73	120.20
1	AA	363	A	C5-C6-N1	-6.39	114.51	117.70
1	AA	1483	A	N1-C2-N3	6.39	132.49	129.30
35	BA	70	G	C6-N1-C2	-6.39	121.27	125.10
35	BA	464	U	C5-C6-N1	6.39	125.89	122.70
35	BA	521	G	C5-C6-N1	-6.39	108.31	111.50
35	BA	2457	U	N3-C2-O2	-6.39	117.73	122.20
1	AA	719	C	C5-C4-N4	-6.38	115.73	120.20
35	BA	392	C	N1-C2-O2	6.38	122.73	118.90
35	BA	792	G	N1-C6-O6	6.38	123.73	119.90
1	AA	152	A	C5'-C4'-O4'	6.38	116.76	109.10
35	BA	1921	G	N3-C4-C5	6.38	131.79	128.60
35	BA	372	G	C5-C6-O6	6.38	132.43	128.60
35	BA	556	G	C2-N3-C4	-6.38	108.71	111.90
35	BA	1456	G	N1-C6-O6	-6.38	116.07	119.90
35	BA	1897	G	C4-C5-N7	-6.38	108.25	110.80
35	BA	1900	A	N9-C4-C5	-6.38	103.25	105.80
35	BA	2030	A	N1-C2-N3	6.38	132.49	129.30
35	BA	2040	C	C2-N3-C4	-6.38	116.71	119.90
35	BA	2304	G	N9-C4-C5	-6.38	102.85	105.40
35	BA	1764	G	C4-C5-N7	-6.38	108.25	110.80
35	BA	2060	A	C6-N1-C2	-6.38	114.77	118.60

Continued on next page...

Continued from previous page...

Mol	Chain	Res	Type	Atoms	Z	Observed(°)	Ideal(°)
35	BA	2256	G	C2-N3-C4	-6.38	108.71	111.90
35	BA	2768	C	C4-C5-C6	6.38	120.59	117.40
1	AA	472	A	C4-C5-C6	-6.38	113.81	117.00
1	AA	820	U	C5-C6-N1	-6.38	119.51	122.70
13	AM	91	ARG	NE-CZ-NH1	6.38	123.49	120.30
35	BA	1334	G	N9-C4-C5	-6.38	102.85	105.40
35	BA	1493	C	N1-C1'-C2'	6.38	122.29	114.00
35	BA	2339	G	C2-N3-C4	6.38	115.09	111.90
53	BV	81	TYR	CB-CG-CD2	6.38	124.83	121.00
1	AA	29	G	C8-N9-C4	-6.38	103.85	106.40
1	AA	1198	G	O4'-C1'-N9	6.38	113.30	108.20
1	AA	1475	G	C5-C6-O6	-6.38	124.77	128.60
1	AA	1489	G	C5-C6-N1	-6.38	108.31	111.50
35	BA	271(K)	U	O4'-C4'-C3'	6.38	111.20	106.10
35	BA	405	U	N3-C2-O2	-6.38	117.74	122.20
35	BA	1505	C	N3-C4-C5	-6.38	119.35	121.90
35	BA	2809	A	N1-C6-N6	-6.38	114.77	118.60
36	BB	46	A	N3-C4-N9	6.38	132.50	127.40
35	BA	1381	G	C2-N3-C4	6.38	115.09	111.90
36	BB	30	C	N1-C2-O2	6.38	122.72	118.90
14	AN	29	ARG	NE-CZ-NH1	6.37	123.49	120.30
35	BA	309	G	N3-C4-C5	-6.37	125.41	128.60
35	BA	738	G	C6-C5-N7	6.37	134.22	130.40
35	BA	1311	G	C6-C5-N7	-6.37	126.58	130.40
35	BA	1800	C	C4-C5-C6	6.37	120.59	117.40
35	BA	1862	G	C4-C5-N7	6.37	113.35	110.80
36	BB	34	U	C2-N3-C4	6.37	130.82	127.00
1	AA	22	G	C2-N3-C4	-6.37	108.71	111.90
1	AA	285	G	N9-C1'-C2'	-6.37	104.99	112.00
1	AA	775	G	N3-C4-N9	6.37	129.82	126.00
1	AA	1349	A	N1-C6-N6	6.37	122.42	118.60
35	BA	1184	G	N3-C4-C5	-6.37	125.41	128.60
1	AA	21	G	N7-C8-N9	-6.37	109.92	113.10
1	AA	225	C	N3-C4-C5	6.37	124.45	121.90
1	AA	895	G	C6-N1-C2	-6.37	121.28	125.10
1	AA	1290	G	C2-N3-C4	6.37	115.08	111.90
35	BA	1859	A	N9-C4-C5	-6.37	103.25	105.80
35	BA	1992	G	C4'-C3'-C2'	6.37	108.97	102.60
35	BA	2024	G	C8-N9-C4	6.37	108.95	106.40
35	BA	2149	G	N3-C4-N9	6.37	129.82	126.00
35	BA	1111	A	C5-N7-C8	6.37	107.08	103.90
35	BA	1277	G	C8-N9-C4	-6.37	103.85	106.40

Continued on next page...

Continued from previous page...

Mol	Chain	Res	Type	Atoms	Z	Observed(°)	Ideal(°)
1	AA	875	C	N3-C4-N4	-6.37	113.54	118.00
35	BA	925	C	C4-C5-C6	6.37	120.58	117.40
50	BS	106	ARG	NE-CZ-NH1	-6.37	117.12	120.30
1	AA	20	U	N1-C2-N3	-6.36	111.08	114.90
1	AA	750	G	C8-N9-C4	6.36	108.94	106.40
35	BA	458	G	C4-C5-C6	-6.36	114.98	118.80
35	BA	1084	A	N7-C8-N9	-6.36	110.62	113.80
35	BA	1900	A	N3-C4-C5	6.36	131.25	126.80
35	BA	2313	C	C5'-C4'-O4'	-6.36	101.47	109.10
1	AA	122	G	O4'-C1'-N9	6.36	113.29	108.20
1	AA	745	C	O4'-C1'-N1	6.36	113.29	108.20
1	AA	1100	C	N3-C4-C5	6.36	124.44	121.90
4	AD	209	ARG	NE-CZ-NH1	-6.36	117.12	120.30
35	BA	283	A	C3'-C2'-C1'	-6.36	96.41	101.50
35	BA	476	G	C5-C6-N1	-6.36	108.32	111.50
35	BA	1020	A	C2'-C3'-O3'	6.36	123.88	113.70
35	BA	1086	A	C8-N9-C4	-6.36	103.26	105.80
1	AA	247	G	N3-C2-N2	6.36	124.35	119.90
1	AA	977	A	C2-N3-C4	-6.36	107.42	110.60
22	AV	15	G	C5-C6-O6	6.36	132.41	128.60
24	AY	160	ARG	NE-CZ-NH2	-6.36	117.12	120.30
35	BA	611	C	N1-C2-O2	-6.36	115.08	118.90
35	BA	701	G	O4'-C1'-N9	-6.36	103.11	108.20
35	BA	1278	A	N7-C8-N9	-6.36	110.62	113.80
36	BB	36	C	O4'-C1'-N1	6.36	113.29	108.20
1	AA	625	G	C4-C5-N7	-6.36	108.26	110.80
1	AA	852	G	N3-C2-N2	6.36	124.35	119.90
1	AA	1056	U	N3-C2-O2	-6.36	117.75	122.20
35	BA	279	C	C1'-O4'-C4'	6.36	114.98	109.90
35	BA	2198	A	C5-N7-C8	6.36	107.08	103.90
1	AA	411	A	C6-N1-C2	6.35	122.41	118.60
35	BA	191	A	C5-C6-N1	6.35	120.88	117.70
35	BA	1580	A	O4'-C1'-N9	6.35	113.28	108.20
35	BA	2801(A)	A	C4-C5-C6	-6.35	113.82	117.00
1	AA	139	G	N3-C2-N2	-6.35	115.45	119.90
1	AA	893	C	N3-C4-N4	-6.35	113.55	118.00
35	BA	476	G	N3-C2-N2	6.35	124.35	119.90
35	BA	1330	C	O4'-C1'-N1	6.35	113.28	108.20
35	BA	1577	C	C5-C6-N1	-6.35	117.82	121.00
35	BA	1712	C	C6-N1-C2	6.35	122.84	120.30
35	BA	2000	G	N3-C4-N9	6.35	129.81	126.00
35	BA	2761	G	N7-C8-N9	-6.35	109.92	113.10

Continued on next page...

Continued from previous page...

Mol	Chain	Res	Type	Atoms	Z	Observed(°)	Ideal(°)
1	AA	35	G	C5-C6-O6	-6.35	124.79	128.60
1	AA	154	C	O4'-C1'-N1	-6.35	103.12	108.20
35	BA	796	C	N3-C2-O2	-6.35	117.45	121.90
1	AA	105	G	N3-C2-N2	-6.35	115.46	119.90
1	AA	524	G	O5'-P-OP1	-6.35	99.98	105.70
1	AA	587	G	N3-C4-C5	-6.35	125.42	128.60
1	AA	1066	C	C3'-C2'-C1'	-6.35	96.42	101.50
1	AA	1120	G	O5'-P-OP2	-6.35	99.99	105.70
35	BA	211	A	C5-C6-N1	6.35	120.88	117.70
35	BA	393	C	N1-C2-O2	6.35	122.71	118.90
35	BA	568	U	N3-C4-C5	-6.35	110.79	114.60
35	BA	2048	G	N9-C4-C5	6.35	107.94	105.40
1	AA	1030(B)	C	C4-C5-C6	6.35	120.57	117.40
1	AA	1309	G	N1-C6-O6	-6.35	116.09	119.90
35	BA	229	A	N1-C2-N3	6.35	132.47	129.30
35	BA	676	A	C5-C6-N1	6.35	120.87	117.70
1	AA	115	G	C6-C5-N7	6.34	134.21	130.40
1	AA	671	G	N3-C4-C5	-6.34	125.43	128.60
1	AA	927	G	N3-C4-N9	6.34	129.81	126.00
1	AA	1392	G	C5-C6-O6	-6.34	124.79	128.60
35	BA	331	A	N9-C1'-C2'	6.34	122.25	114.00
35	BA	875	G	C2-N3-C4	-6.34	108.73	111.90
35	BA	1083	U	N3-C4-C5	6.34	118.41	114.60
35	BA	2103	C	C1'-O4'-C4'	-6.34	104.83	109.90
35	BA	2198	A	N3-C4-N9	-6.34	122.32	127.40
1	AA	518	C	C5'-C4'-O4'	6.34	116.71	109.10
1	AA	1379	G	N3-C4-N9	-6.34	122.19	126.00
35	BA	1453	U	C5-C4-O4	-6.34	122.09	125.90
1	AA	129(A)	G	C5-N7-C8	6.34	107.47	104.30
1	AA	780	A	C5-C6-N6	-6.34	118.63	123.70
1	AA	1080	A	N1-C2-N3	-6.34	126.13	129.30
35	BA	171	G	N3-C2-N2	-6.34	115.46	119.90
35	BA	1252	G	N9-C1'-C2'	6.34	122.24	114.00
35	BA	2825	C	N1-C1'-C2'	-6.34	105.02	112.00
52	BU	112	ARG	NE-CZ-NH2	-6.34	117.13	120.30
1	AA	745	C	N1-C2-O2	6.34	122.70	118.90
35	BA	123	G	C5-C6-N1	-6.34	108.33	111.50
35	BA	923	C	C1'-O4'-C4'	-6.34	104.83	109.90
35	BA	1156	A	N9-C1'-C2'	6.34	122.24	114.00
35	BA	2410	G	N9-C4-C5	-6.34	102.86	105.40
1	AA	350	G	N1-C6-O6	-6.34	116.10	119.90
35	BA	2258	C	N3-C4-N4	6.34	122.44	118.00

Continued on next page...

Continued from previous page...

Mol	Chain	Res	Type	Atoms	Z	Observed(°)	Ideal(°)
1	AA	772	U	C4'-C3'-C2'	-6.34	96.26	102.60
22	AV	52	G	C4-C5-C6	-6.34	115.00	118.80
35	BA	19	C	C5-C6-N1	-6.34	117.83	121.00
35	BA	70	G	C8-N9-C4	-6.34	103.87	106.40
35	BA	1243	G	N7-C8-N9	6.34	116.27	113.10
35	BA	1882	C	C4-C5-C6	6.34	120.57	117.40
36	BB	57	A	N9-C4-C5	-6.34	103.27	105.80
36	BB	74	U	C5-C6-N1	6.34	125.87	122.70
36	BB	102	A	C5'-C4'-C3'	-6.34	105.86	116.00
42	BH	60	ARG	NE-CZ-NH2	-6.34	117.13	120.30
1	AA	203	U	N1-C1'-C2'	6.33	122.23	114.00
1	AA	578	C	O4'-C1'-N1	6.33	113.27	108.20
1	AA	1110	A	C5-C6-N1	-6.33	114.53	117.70
1	AA	1157	A	N1-C2-N3	-6.33	126.13	129.30
35	BA	1609	A	O4'-C1'-N9	6.33	113.27	108.20
35	BA	2151	G	N9-C4-C5	-6.33	102.87	105.40
1	AA	27	G	C2-N3-C4	6.33	115.07	111.90
1	AA	503	C	C4-C5-C6	-6.33	114.23	117.40
1	AA	719	C	C5-C6-N1	6.33	124.17	121.00
1	AA	888	G	C8-N9-C4	-6.33	103.87	106.40
1	AA	1113	C	C6-N1-C2	-6.33	117.77	120.30
35	BA	764	A	C8-N9-C4	6.33	108.33	105.80
35	BA	1112	G	N1-C2-N3	6.33	127.70	123.90
1	AA	342	C	C2-N1-C1'	6.33	125.77	118.80
1	AA	752	G	C2-N3-C4	6.33	115.06	111.90
1	AA	1088	G	C6-C5-N7	-6.33	126.60	130.40
1	AA	1251	A	C5-C6-N1	6.33	120.86	117.70
35	BA	74	A	C4'-C3'-C2'	6.33	108.93	102.60
35	BA	540	C	C6-N1-C2	6.33	122.83	120.30
35	BA	632	A	C8-N9-C4	6.33	108.33	105.80
35	BA	654(N)	G	N7-C8-N9	6.33	116.27	113.10
35	BA	1205	U	C5-C6-N1	-6.33	119.53	122.70
35	BA	1947	C	C5-C4-N4	-6.33	115.77	120.20
35	BA	2024	G	N3-C4-C5	6.33	131.76	128.60
35	BA	2745	C	N3-C4-C5	-6.33	119.37	121.90
1	AA	292	G	C5-C6-N1	-6.33	108.33	111.50
35	BA	466	A	C5-C6-N1	-6.33	114.53	117.70
35	BA	1347	G	C6-N1-C2	6.33	128.90	125.10
11	AK	91	ARG	NE-CZ-NH2	6.33	123.46	120.30
35	BA	570	G	N1-C2-N3	-6.33	120.10	123.90
35	BA	1106	G	N1-C2-N3	6.33	127.70	123.90
36	BB	24	G	N3-C4-N9	6.33	129.80	126.00

Continued on next page...

Continued from previous page...

Mol	Chain	Res	Type	Atoms	Z	Observed(°)	Ideal(°)
1	AA	1306	A	C4-C5-N7	-6.33	107.54	110.70
35	BA	1866	C	O4'-C1'-N1	6.33	113.26	108.20
35	BA	1789	A	C4-C5-C6	6.33	120.16	117.00
35	BA	1988	C	C5-C6-N1	6.33	124.16	121.00
35	BA	2284	C	C2-N3-C4	6.33	123.06	119.90
54	BW	92	ARG	NE-CZ-NH2	-6.33	117.14	120.30
1	AA	343	U	C5-C6-N1	-6.32	119.54	122.70
1	AA	487	A	C6-N1-C2	6.32	122.39	118.60
1	AA	559	A	C5-N7-C8	6.32	107.06	103.90
22	AV	68	C	C5-C6-N1	6.32	124.16	121.00
35	BA	1015	G	C6-C5-N7	-6.32	126.61	130.40
35	BA	1156	A	C8-N9-C4	-6.32	103.27	105.80
35	BA	1581	G	C8-N9-C4	-6.32	103.87	106.40
35	BA	2194	G	N3-C4-C5	-6.32	125.44	128.60
1	AA	802	A	C5-N7-C8	6.32	107.06	103.90
28	B3	30	ARG	NE-CZ-NH2	6.32	123.46	120.30
35	BA	210	C	C5-C6-N1	6.32	124.16	121.00
35	BA	1896	G	C8-N9-C4	-6.32	103.87	106.40
35	BA	2630	G	C5'-C4'-C3'	-6.32	105.88	116.00
1	AA	364	A	N1-C6-N6	6.32	122.39	118.60
1	AA	630	G	N3-C2-N2	-6.32	115.48	119.90
35	BA	979	G	C5-C6-O6	6.32	132.39	128.60
35	BA	1527	G	C6-N1-C2	-6.32	121.31	125.10
35	BA	1969	A	C6-N1-C2	-6.32	114.81	118.60
35	BA	2155	G	C5-N7-C8	-6.32	101.14	104.30
1	AA	1173	G	C8-N9-C4	-6.32	103.87	106.40
5	AE	26	PHE	CB-CG-CD1	6.32	125.22	120.80
35	BA	6	A	C2-N3-C4	6.32	113.76	110.60
35	BA	2896	C	C4-C5-C6	-6.32	114.24	117.40
1	AA	23	C	C3'-C2'-C1'	-6.32	96.45	101.50
1	AA	760	G	C5-C6-O6	-6.32	124.81	128.60
35	BA	346	A	C5-N7-C8	-6.32	100.74	103.90
35	BA	654(H)	G	C5'-C4'-O4'	6.32	116.68	109.10
35	BA	764	A	C2-N3-C4	-6.32	107.44	110.60
35	BA	1354	A	C2-N3-C4	6.32	113.76	110.60
35	BA	1374	G	C6-N1-C2	-6.32	121.31	125.10
35	BA	1662	C	C2-N3-C4	6.32	123.06	119.90
35	BA	2195	C	O4'-C1'-C2'	6.32	113.29	107.60
1	AA	30	U	C5-C4-O4	6.32	129.69	125.90
1	AA	1130	A	N1-C2-N3	-6.32	126.14	129.30
35	BA	479	A	N9-C1'-C2'	6.32	122.21	114.00
35	BA	738	G	C4-C5-N7	-6.32	108.27	110.80

Continued on next page...

Continued from previous page...

Mol	Chain	Res	Type	Atoms	Z	Observed(°)	Ideal(°)
35	BA	2048	G	N7-C8-N9	6.32	116.26	113.10
1	AA	1363	C	O4'-C1'-C2'	6.31	113.28	107.60
35	BA	2441	C	C5-C4-N4	6.31	124.62	120.20
35	BA	2581	G	O4'-C1'-N9	6.31	113.25	108.20
11	AK	54	ARG	NE-CZ-NH2	-6.31	117.14	120.30
35	BA	70	G	N1-C2-N3	6.31	127.69	123.90
35	BA	1387	C	N3-C4-C5	-6.31	119.38	121.90
35	BA	2323	G	O4'-C1'-N9	-6.31	103.15	108.20
35	BA	2325	G	C8-N9-C4	-6.31	103.88	106.40
35	BA	2363	C	C4-C5-C6	6.31	120.56	117.40
35	BA	2601	C	C5-C6-N1	-6.31	117.84	121.00
35	BA	2888	C	C6-N1-C2	6.31	122.83	120.30
1	AA	517	G	C5-N7-C8	-6.31	101.14	104.30
35	BA	467	G	C4-C5-N7	-6.31	108.28	110.80
1	AA	1149	C	C1'-O4'-C4'	6.31	114.95	109.90
1	AA	1296	C	N1-C2-O2	6.31	122.69	118.90
1	AA	1495	U	N1-C2-N3	-6.31	111.11	114.90
20	AT	57	ARG	NE-CZ-NH1	6.31	123.45	120.30
35	BA	1148	A	C4-C5-N7	6.31	113.85	110.70
35	BA	1516	C	N3-C2-O2	-6.31	117.48	121.90
35	BA	2060	A	C5-C6-N6	-6.31	118.65	123.70
1	AA	18	C	N3-C2-O2	-6.31	117.48	121.90
1	AA	158	G	C2-N3-C4	6.31	115.05	111.90
1	AA	474	G	N7-C8-N9	-6.31	109.95	113.10
1	AA	673	G	N1-C2-N3	-6.31	120.12	123.90
1	AA	744	C	C6-N1-C2	-6.31	117.78	120.30
35	BA	272(J)	C	C5-C4-N4	-6.31	115.78	120.20
35	BA	430	G	N3-C2-N2	-6.31	115.48	119.90
35	BA	530	G	N9-C4-C5	6.31	107.92	105.40
35	BA	1631	C	N3-C4-C5	6.31	124.42	121.90
35	BA	1740	G	C4-N9-C1'	-6.31	118.30	126.50
1	AA	668	G	C2-N3-C4	6.31	115.05	111.90
35	BA	271(B)	C	O4'-C1'-N1	6.31	113.25	108.20
35	BA	291	C	O4'-C1'-N1	6.31	113.25	108.20
35	BA	1243	G	C5-C6-O6	-6.31	124.82	128.60
35	BA	1964	G	C1'-O4'-C4'	-6.31	104.86	109.90
35	BA	2551	C	C5-C6-N1	-6.31	117.85	121.00
1	AA	512	U	N3-C2-O2	6.30	126.61	122.20
35	BA	540	C	N3-C4-N4	6.30	122.41	118.00
35	BA	629	G	N1-C6-O6	-6.30	116.12	119.90
35	BA	1266	G	C2-N3-C4	-6.30	108.75	111.90
35	BA	1683	C	N1-C2-O2	-6.30	115.12	118.90

Continued on next page...

Continued from previous page...

Mol	Chain	Res	Type	Atoms	Z	Observed(°)	Ideal(°)
35	BA	1881	C	C6-N1-C2	-6.30	117.78	120.30
1	AA	520	A	C8-N9-C4	6.30	108.32	105.80
1	AA	1146	A	N9-C1'-C2'	-6.30	105.07	112.00
1	AA	1424	C	C5-C6-N1	-6.30	117.85	121.00
35	BA	574	C	N1-C1'-C2'	6.30	122.19	114.00
35	BA	1587	A	C4-C5-C6	-6.30	113.85	117.00
35	BA	1975	G	C8-N9-C4	6.30	108.92	106.40
35	BA	2047	U	N3-C2-O2	6.30	126.61	122.20
35	BA	2860	A	N1-C2-N3	-6.30	126.15	129.30
35	BA	270	A	N1-C2-N3	6.30	132.45	129.30
35	BA	361	G	N7-C8-N9	6.30	116.25	113.10
35	BA	621	A	N1-C6-N6	-6.30	114.82	118.60
35	BA	951	C	C6-N1-C2	-6.30	117.78	120.30
35	BA	1587	A	C5-C6-N1	6.30	120.85	117.70
35	BA	2225	A	C2'-C3'-O3'	6.30	123.78	113.70
35	BA	2716	U	N3-C4-O4	-6.30	114.99	119.40
1	AA	474	G	N3-C4-C5	6.30	131.75	128.60
35	BA	238	C	N3-C2-O2	-6.30	117.49	121.90
35	BA	1721	G	N3-C4-C5	-6.30	125.45	128.60
35	BA	2287	A	C6-N1-C2	-6.30	114.82	118.60
40	BF	18	ARG	NH1-CZ-NH2	-6.30	112.47	119.40
1	AA	787	A	O5'-P-OP2	-6.29	100.03	105.70
35	BA	1202	C	C4-C5-C6	-6.29	114.25	117.40
35	BA	1477	A	C6-N1-C2	-6.29	114.82	118.60
35	BA	2357	U	C5-C6-N1	-6.29	119.55	122.70
1	AA	51	A	N7-C8-N9	-6.29	110.65	113.80
1	AA	177	C	C6-N1-C2	6.29	122.82	120.30
6	AF	86	ARG	NE-CZ-NH1	-6.29	117.15	120.30
35	BA	350	U	N1-C2-O2	6.29	127.21	122.80
1	AA	185	A	N1-C6-N6	6.29	122.38	118.60
35	BA	374	A	C5-C6-N1	6.29	120.85	117.70
36	BB	48	A	C5-N7-C8	6.29	107.05	103.90
1	AA	1144	G	C4-C5-N7	-6.29	108.28	110.80
1	AA	1408	A	C5-C6-N6	-6.29	118.67	123.70
8	AH	94	TYR	CB-CG-CD2	6.29	124.77	121.00
35	BA	681	G	C4-C5-N7	-6.29	108.28	110.80
35	BA	1708	C	C6-N1-C2	-6.29	117.78	120.30
35	BA	2070	G	C4-C5-C6	6.29	122.57	118.80
35	BA	2352	A	C4-C5-N7	6.29	113.84	110.70
1	AA	57	G	C1'-O4'-C4'	-6.29	104.87	109.90
1	AA	576	G	O4'-C4'-C3'	6.29	111.13	106.10
35	BA	877	U	C5-C6-N1	-6.29	119.56	122.70

Continued on next page...

Continued from previous page...

Mol	Chain	Res	Type	Atoms	Z	Observed(°)	Ideal(°)
35	BA	1287	A	N1-C2-N3	-6.29	126.16	129.30
35	BA	2709	G	C5-C6-O6	-6.29	124.83	128.60
35	BA	604	G	N1-C6-O6	-6.29	116.13	119.90
35	BA	1259	G	O4'-C1'-N9	6.29	113.23	108.20
1	AA	920	U	C6-N1-C2	-6.29	117.23	121.00
2	AB	33	TYR	CB-CG-CD2	6.29	124.77	121.00
22	AV	1	C	C5-C4-N4	6.29	124.60	120.20
22	AV	37	A	C5-C6-N1	-6.29	114.56	117.70
35	BA	677	A	N1-C2-N3	6.29	132.44	129.30
35	BA	1306	C	O4'-C1'-N1	6.29	113.23	108.20
35	BA	1500	G	C4-C5-C6	-6.29	115.03	118.80
35	BA	2662	A	N1-C2-N3	6.29	132.44	129.30
54	BW	8	ARG	NH1-CZ-NH2	-6.29	112.48	119.40
1	AA	280	C	N3-C4-C5	6.28	124.41	121.90
35	BA	1789	A	C4-C5-N7	-6.28	107.56	110.70
35	BA	690	G	C3'-C2'-C1'	-6.28	96.47	101.50
35	BA	1644	C	C5-C6-N1	-6.28	117.86	121.00
35	BA	2263	C	N1-C2-O2	-6.28	115.13	118.90
35	BA	2755	C	C4-C5-C6	-6.28	114.26	117.40
1	AA	1106	G	C4-C5-N7	6.28	113.31	110.80
35	BA	271	A	C5-C6-N1	6.28	120.84	117.70
35	BA	874	G	N1-C2-N3	-6.28	120.13	123.90
35	BA	1242	A	C5-C6-N6	6.28	128.72	123.70
35	BA	1247	A	C5-C6-N1	-6.28	114.56	117.70
35	BA	667	U	N3-C2-O2	6.28	126.59	122.20
35	BA	2193	G	C6-C5-N7	6.28	134.17	130.40
1	AA	82	U	N3-C2-O2	6.28	126.59	122.20
35	BA	1885	A	C4-C5-N7	-6.28	107.56	110.70
35	BA	2176	A	C2-N3-C4	-6.28	107.46	110.60
35	BA	2414	G	C8-N9-C4	-6.28	103.89	106.40
35	BA	2775	A	N1-C2-N3	6.28	132.44	129.30
35	BA	654(V)	A	C4-C5-N7	6.28	113.84	110.70
35	BA	654(V)	A	N9-C1'-C2'	6.28	122.16	114.00
36	BB	89	G	C5-C6-O6	-6.28	124.83	128.60
1	AA	250	A	O4'-C1'-C2'	6.27	113.25	107.60
35	BA	1783	A	N1-C6-N6	6.27	122.36	118.60
6	AF	63	TYR	CB-CG-CD1	6.27	124.76	121.00
35	BA	245	G	C5-N7-C8	6.27	107.44	104.30
35	BA	308	G	C8-N9-C4	6.27	108.91	106.40
35	BA	1819	A	C2-N3-C4	6.27	113.74	110.60
35	BA	2026	C	C5-C6-N1	6.27	124.14	121.00
35	BA	2838	G	N9-C4-C5	6.27	107.91	105.40

Continued on next page...

Continued from previous page...

Mol	Chain	Res	Type	Atoms	Z	Observed(°)	Ideal(°)
36	BB	97	G	C5-N7-C8	6.27	107.44	104.30
1	AA	1177	G	C8-N9-C4	-6.27	103.89	106.40
35	BA	1069	A	N1-C2-N3	-6.27	126.17	129.30
35	BA	2619	C	C5-C6-N1	6.27	124.14	121.00
35	BA	2755	C	C6-N1-C2	-6.27	117.79	120.30
36	BB	115	G	N1-C6-O6	6.27	123.66	119.90
1	AA	1184	G	C5-C6-O6	-6.27	124.84	128.60
1	AA	1500	A	C8-N9-C4	-6.27	103.29	105.80
35	BA	1905	C	N1-C2-O2	6.27	122.66	118.90
35	BA	2080	G	C4-N9-C1'	6.27	134.65	126.50
35	BA	2889	C	O4'-C1'-N1	6.27	113.21	108.20
1	AA	130	A	N9-C4-C5	6.27	108.31	105.80
35	BA	1508	A	N1-C6-N6	-6.27	114.84	118.60
35	BA	2030	A	C5-N7-C8	6.27	107.03	103.90
1	AA	818	G	C5-N7-C8	6.26	107.43	104.30
1	AA	1184	G	N1-C6-O6	6.26	123.66	119.90
35	BA	1392	A	N9-C4-C5	6.26	108.31	105.80
35	BA	1443	G	C4-C5-C6	-6.26	115.04	118.80
35	BA	2219	G	N9-C1'-C2'	-6.26	105.11	112.00
35	BA	2479	G	N3-C4-N9	-6.26	122.24	126.00
35	BA	1652	A	C5-C6-N6	6.26	128.71	123.70
36	BB	16	G	N9-C4-C5	-6.26	102.89	105.40
1	AA	894	G	N1-C6-O6	6.26	123.66	119.90
1	AA	1386	G	C5-N7-C8	6.26	107.43	104.30
35	BA	494	G	C5-C6-N1	-6.26	108.37	111.50
35	BA	1884	A	N7-C8-N9	-6.26	110.67	113.80
35	BA	2164	C	C2-N3-C4	6.26	123.03	119.90
1	AA	1347	G	N3-C2-N2	-6.26	115.52	119.90
16	AP	28	ARG	NE-CZ-NH2	6.26	123.43	120.30
35	BA	667	U	C5-C4-O4	6.26	129.66	125.90
35	BA	912	C	C5-C6-N1	6.26	124.13	121.00
35	BA	1457	A	C5-C6-N1	-6.26	114.57	117.70
35	BA	2413	G	C4-C5-N7	-6.26	108.30	110.80
35	BA	2870	C	C5'-C4'-O4'	-6.26	101.59	109.10
1	AA	69	G	C4-C5-N7	-6.26	108.30	110.80
7	AG	76	ARG	NE-CZ-NH1	-6.26	117.17	120.30
35	BA	944	G	C6-N1-C2	-6.26	121.35	125.10
35	BA	1045	A	C4'-C3'-C2'	6.26	108.86	102.60
35	BA	1652	A	C8-N9-C4	-6.26	103.30	105.80
35	BA	2799	C	C2'-C3'-O3'	6.26	123.71	113.70
1	AA	830	G	C6-C5-N7	-6.25	126.65	130.40
35	BA	2396	G	C4-C5-N7	-6.25	108.30	110.80

Continued on next page...

Continued from previous page...

Mol	Chain	Res	Type	Atoms	Z	Observed(°)	Ideal(°)
36	BB	88	C	C6-N1-C2	-6.25	117.80	120.30
1	AA	246	A	C8-N9-C4	-6.25	103.30	105.80
22	AV	4	G	N9-C4-C5	6.25	107.90	105.40
35	BA	328	U	N3-C4-O4	6.25	123.78	119.40
35	BA	2242	G	O5'-P-OP2	-6.25	100.07	105.70
41	BG	170	ARG	NE-CZ-NH1	-6.25	117.17	120.30
1	AA	1142	G	C6-C5-N7	-6.25	126.65	130.40
1	AA	1459	C	O4'-C1'-N1	6.25	113.20	108.20
35	BA	298	G	N1-C6-O6	-6.25	116.15	119.90
35	BA	1397	U	C6-N1-C2	6.25	124.75	121.00
35	BA	1404	C	N1-C2-O2	6.25	122.65	118.90
1	AA	225	C	N1-C2-N3	-6.25	114.83	119.20
1	AA	607	A	N3-C4-C5	6.25	131.18	126.80
35	BA	834	C	N1-C1'-C2'	-6.25	105.12	112.00
1	AA	402	G	N9-C4-C5	6.25	107.90	105.40
1	AA	700	G	N1-C2-N3	6.25	127.65	123.90
1	AA	1269	A	O4'-C1'-N9	6.25	113.20	108.20
22	AV	75	C	O5'-P-OP1	-6.25	100.08	105.70
35	BA	2737	G	N1-C2-N2	6.25	121.83	116.20
35	BA	2384	G	C3'-C2'-C1'	-6.25	96.50	101.50
35	BA	2764	A	C8-N9-C4	-6.25	103.30	105.80
36	BB	52	A	C5-C6-N1	-6.25	114.58	117.70
1	AA	555	C	O4'-C1'-N1	-6.25	103.20	108.20
35	BA	2482	G	N1-C2-N3	-6.25	120.15	123.90
1	AA	503	C	N1-C2-O2	6.24	122.65	118.90
1	AA	687	A	C5-N7-C8	6.24	107.02	103.90
1	AA	800	G	N3-C4-N9	6.24	129.75	126.00
35	BA	604	G	C5-N7-C8	-6.24	101.18	104.30
35	BA	746	A	C5-N7-C8	6.24	107.02	103.90
35	BA	2444	G	N9-C4-C5	-6.24	102.90	105.40
1	AA	631	G	C5-N7-C8	6.24	107.42	104.30
35	BA	157	U	N1-C2-O2	6.24	127.17	122.80
35	BA	1282	U	N3-C4-O4	6.24	123.77	119.40
35	BA	2242	G	C5-N7-C8	6.24	107.42	104.30
57	BZ	77	ASP	CB-CG-OD2	-6.24	112.68	118.30
22	AV	64	G	N3-C2-N2	-6.24	115.53	119.90
35	BA	185	U	O4'-C1'-N1	6.24	113.19	108.20
35	BA	1192	G	C1'-O4'-C4'	6.24	114.89	109.90
35	BA	2781	A	C8-N9-C4	6.24	108.30	105.80
36	BB	10	C	N3-C4-C5	-6.24	119.40	121.90
1	AA	254	G	C5-N7-C8	-6.24	101.18	104.30
1	AA	721	G	C6-C5-N7	-6.24	126.66	130.40

Continued on next page...

Continued from previous page...

Mol	Chain	Res	Type	Atoms	Z	Observed(°)	Ideal(°)
1	AA	1306	A	C4-C5-C6	6.24	120.12	117.00
35	BA	1524	G	C4-C5-C6	-6.24	115.06	118.80
35	BA	2186	G	C4-C5-C6	-6.24	115.06	118.80
35	BA	2329	G	C5-C6-O6	6.24	132.34	128.60
36	BB	7	G	C4-C5-N7	-6.24	108.31	110.80
36	BB	9	G	N3-C2-N2	-6.24	115.53	119.90
35	BA	2836	U	C5-C6-N1	-6.24	119.58	122.70
1	AA	78	G	N3-C4-C5	6.24	131.72	128.60
1	AA	283	C	N3-C4-C5	-6.24	119.41	121.90
1	AA	837	G	C2-N3-C4	6.24	115.02	111.90
35	BA	317	G	C6-C5-N7	6.24	134.14	130.40
35	BA	604	G	N7-C8-N9	6.24	116.22	113.10
35	BA	1838	C	C2-N3-C4	-6.24	116.78	119.90
35	BA	2181	G	C5-N7-C8	6.24	107.42	104.30
35	BA	2876	G	C8-N9-C4	6.24	108.89	106.40
35	BA	54	G	C8-N9-C4	-6.23	103.91	106.40
35	BA	1150	C	C6-N1-C2	-6.23	117.81	120.30
35	BA	1932	A	N1-C2-N3	6.23	132.42	129.30
1	AA	285	G	C4-C5-N7	-6.23	108.31	110.80
1	AA	795	C	C6-N1-C2	-6.23	117.81	120.30
1	AA	952	U	C5-C4-O4	-6.23	122.16	125.90
1	AA	974	A	N1-C2-N3	6.23	132.42	129.30
1	AA	1343	G	C6-N1-C2	-6.23	121.36	125.10
35	BA	385	C	C6-N1-C2	6.23	122.79	120.30
35	BA	1300	U	N3-C4-C5	-6.23	110.86	114.60
35	BA	1331	A	C2-N3-C4	-6.23	107.48	110.60
35	BA	1803	A	N1-C2-N3	6.23	132.42	129.30
35	BA	1298	C	C6-N1-C2	6.23	122.79	120.30
35	BA	1632	A	N1-C6-N6	6.23	122.34	118.60
35	BA	2186	G	C6-C5-N7	6.23	134.14	130.40
35	BA	1782	C	O5'-P-OP2	-6.23	100.09	105.70
1	AA	245	C	C4-C5-C6	6.23	120.51	117.40
1	AA	499	A	C5'-C4'-C3'	-6.23	106.04	116.00
1	AA	786	G	N7-C8-N9	-6.23	109.99	113.10
1	AA	787	A	C5-C6-N1	6.23	120.81	117.70
1	AA	1011	G	O4'-C1'-N9	-6.23	103.22	108.20
1	AA	1378	C	N3-C2-O2	-6.23	117.54	121.90
35	BA	222	A	C8-N9-C4	-6.23	103.31	105.80
35	BA	978	G	N1-C6-O6	-6.23	116.16	119.90
35	BA	1171	G	N1-C6-O6	-6.23	116.16	119.90
35	BA	1546	C	C6-N1-C2	-6.23	117.81	120.30
35	BA	2776	A	N1-C2-N3	6.23	132.41	129.30

Continued on next page...

Continued from previous page...

Mol	Chain	Res	Type	Atoms	Z	Observed(°)	Ideal(°)
35	BA	2784	C	O4'-C1'-N1	6.23	113.18	108.20
1	AA	131	C	C2-N3-C4	6.23	123.01	119.90
35	BA	2107	C	C2-N3-C4	-6.23	116.79	119.90
17	AQ	86	GLU	OE1-CD-OE2	-6.22	115.83	123.30
35	BA	276	A	N1-C2-N3	6.22	132.41	129.30
35	BA	1432	C	N1-C2-O2	6.22	122.63	118.90
35	BA	2100	G	C1'-O4'-C4'	-6.22	104.92	109.90
1	AA	387	U	N1-C2-N3	6.22	118.63	114.90
1	AA	1269	A	C4-C5-N7	6.22	113.81	110.70
35	BA	142(A)	C	N3-C4-C5	-6.22	119.41	121.90
35	BA	2195	C	N3-C4-C5	-6.22	119.41	121.90
35	BA	1306	C	C1'-O4'-C4'	6.22	114.88	109.90
35	BA	2589	A	C6-N1-C2	-6.22	114.87	118.60
53	BV	12	TYR	CB-CG-CD1	6.22	124.73	121.00
1	AA	185	A	N9-C4-C5	6.22	108.29	105.80
1	AA	769	G	C8-N9-C4	-6.22	103.91	106.40
1	AA	944	G	N3-C4-N9	6.22	129.73	126.00
1	AA	1332	A	C5-C6-N1	6.22	120.81	117.70
35	BA	278	A	N7-C8-N9	-6.22	110.69	113.80
35	BA	293	U	C4-C5-C6	-6.22	115.97	119.70
35	BA	374	A	O4'-C1'-C2'	6.22	113.20	107.60
35	BA	750	A	C6-N1-C2	-6.22	114.87	118.60
35	BA	1113	U	C5-C4-O4	-6.22	122.17	125.90
35	BA	1316	U	C4-C5-C6	6.22	123.43	119.70
35	BA	1721	G	N3-C2-N2	6.22	124.25	119.90
35	BA	1801	G	N7-C8-N9	6.22	116.21	113.10
1	AA	848	C	C6-N1-C2	-6.22	117.81	120.30
32	B7	19	ARG	NE-CZ-NH2	-6.22	117.19	120.30
35	BA	253	C	C4-C5-C6	-6.22	114.29	117.40
35	BA	1513	C	N1-C2-N3	-6.22	114.85	119.20
1	AA	805	C	N1-C2-O2	-6.22	115.17	118.90
35	BA	2496	C	N1-C2-O2	6.22	122.63	118.90
35	BA	2557	G	N9-C4-C5	-6.22	102.91	105.40
1	AA	802	A	C5-C6-N1	-6.21	114.59	117.70
1	AA	883	C	C6-N1-C2	6.21	122.79	120.30
1	AA	1507	A	N1-C6-N6	-6.21	114.87	118.60
35	BA	412	A	O4'-C4'-C3'	-6.21	97.78	104.00
35	BA	817	C	O5'-P-OP1	-6.21	100.11	105.70
35	BA	2089	U	C4-C5-C6	-6.21	115.97	119.70
35	BA	150	C	C5-C6-N1	-6.21	117.89	121.00
35	BA	932	G	C6-N1-C2	-6.21	121.37	125.10
35	BA	1987	G	C5-C6-O6	-6.21	124.87	128.60

Continued on next page...

Continued from previous page...

Mol	Chain	Res	Type	Atoms	Z	Observed(°)	Ideal(°)
1	AA	379	C	N3-C4-N4	-6.21	113.65	118.00
1	AA	531	U	N3-C2-O2	6.21	126.55	122.20
9	AI	9	ARG	NE-CZ-NH2	-6.21	117.19	120.30
35	BA	149	A	N9-C4-C5	6.21	108.28	105.80
35	BA	233	A	C2-N3-C4	6.21	113.71	110.60
35	BA	1479	G	C8-N9-C4	6.21	108.88	106.40
35	BA	1799	G	C5'-C4'-O4'	-6.21	101.65	109.10
35	BA	1845	G	C5-C6-N1	6.21	114.61	111.50
35	BA	2568	C	C5-C4-N4	-6.21	115.85	120.20
36	BB	5	C	N3-C2-O2	-6.21	117.55	121.90
1	AA	21	G	N3-C4-C5	-6.21	125.50	128.60
22	AV	26	G	C2-N3-C4	-6.21	108.80	111.90
35	BA	307	G	N3-C4-C5	6.21	131.71	128.60
35	BA	458	G	C5-C6-N1	6.21	114.61	111.50
35	BA	670	A	N9-C4-C5	6.21	108.28	105.80
35	BA	1379	A	N9-C4-C5	6.21	108.28	105.80
35	BA	1480	G	N7-C8-N9	6.21	116.20	113.10
35	BA	2123	G	C6-N1-C2	-6.21	121.37	125.10
1	AA	377	G	N7-C8-N9	6.21	116.20	113.10
35	BA	971	C	N1-C2-O2	6.21	122.62	118.90
35	BA	1270	C	C5'-C4'-O4'	-6.21	101.65	109.10
35	BA	1525	G	C6-N1-C2	-6.21	121.38	125.10
35	BA	1594	G	C5-C6-N1	6.21	114.60	111.50
35	BA	2831	G	C8-N9-C4	-6.21	103.92	106.40
1	AA	507	C	C2-N3-C4	-6.21	116.80	119.90
1	AA	520	A	C4-C5-C6	-6.21	113.90	117.00
1	AA	685	G	N9-C4-C5	-6.21	102.92	105.40
1	AA	1030(B)	C	C5-C6-N1	-6.21	117.90	121.00
1	AA	1070	U	N3-C2-O2	-6.21	117.86	122.20
1	AA	1483	A	C8-N9-C4	-6.21	103.32	105.80
25	B0	69	PHE	CB-CG-CD1	6.21	125.14	120.80
35	BA	23	G	N9-C4-C5	6.21	107.88	105.40
35	BA	266	G	N9-C1'-C2'	-6.21	105.17	112.00
35	BA	1084	A	C8-N9-C4	6.21	108.28	105.80
1	AA	792	A	C5'-C4'-C3'	-6.21	106.07	116.00
1	AA	990	C	N3-C4-C5	6.21	124.38	121.90
10	AJ	46	ARG	NE-CZ-NH1	-6.21	117.20	120.30
35	BA	1545	A	C4-C5-C6	-6.21	113.90	117.00
36	BB	47	C	N3-C4-C5	6.21	124.38	121.90
35	BA	228	A	C6-N1-C2	-6.20	114.88	118.60
35	BA	587	C	C5-C6-N1	6.20	124.10	121.00
35	BA	649	G	C5-C6-O6	6.20	132.32	128.60

Continued on next page...

Continued from previous page...

Mol	Chain	Res	Type	Atoms	Z	Observed(°)	Ideal(°)
35	BA	967	C	C2-N3-C4	-6.20	116.80	119.90
35	BA	1002	G	C3'-C2'-C1'	-6.20	96.54	101.50
35	BA	2737	G	O4'-C1'-N9	-6.20	103.24	108.20
40	BF	188	ARG	NE-CZ-NH1	-6.20	117.20	120.30
24	AY	160	ARG	NE-CZ-NH1	6.20	123.40	120.30
35	BA	271(F)	C	C4-C5-C6	6.20	120.50	117.40
35	BA	612	C	N3-C4-C5	6.20	124.38	121.90
1	AA	838	G	O4'-C4'-C3'	-6.20	97.80	104.00
9	AI	36	TYR	CB-CG-CD1	-6.20	117.28	121.00
35	BA	1281	G	C5-C6-O6	6.20	132.32	128.60
35	BA	1540	U	C5-C6-N1	-6.20	119.60	122.70
35	BA	2454	G	C5-C6-N1	6.20	114.60	111.50
35	BA	2859	G	O4'-C1'-N9	-6.20	103.24	108.20
1	AA	119	A	C2-N3-C4	6.20	113.70	110.60
35	BA	94(A)	G	C2-N3-C4	-6.20	108.80	111.90
35	BA	795	C	N3-C4-C5	6.20	124.38	121.90
35	BA	2596	U	C5-C6-N1	-6.20	119.60	122.70
35	BA	741	G	C5-C6-O6	6.20	132.32	128.60
35	BA	1450	G	C5-C6-O6	6.20	132.32	128.60
1	AA	1364	U	O4'-C1'-N1	-6.20	103.24	108.20
35	BA	1015	G	N9-C4-C5	-6.20	102.92	105.40
35	BA	1426	G	N1-C2-N3	6.20	127.62	123.90
35	BA	2157	G	C4-C5-C6	6.20	122.52	118.80
35	BA	2757	A	O4'-C1'-N9	6.20	113.16	108.20
1	AA	1517	G	C3'-C2'-C1'	6.19	106.45	101.50
1	AA	187	C	O4'-C1'-N1	6.19	113.15	108.20
1	AA	869	G	C5-C6-O6	-6.19	124.88	128.60
1	AA	918	A	C5-N7-C8	6.19	107.00	103.90
35	BA	467	G	C6-C5-N7	6.19	134.12	130.40
35	BA	636	G	N7-C8-N9	-6.19	110.00	113.10
55	BX	68	ARG	NE-CZ-NH2	-6.19	117.20	120.30
1	AA	815	A	C5-C6-N1	6.19	120.80	117.70
1	AA	1052	U	O4'-C1'-N1	6.19	113.15	108.20
35	BA	10	G	N1-C2-N3	6.19	127.61	123.90
35	BA	357	A	C3'-C2'-C1'	6.19	106.45	101.50
1	AA	182	U	C2-N3-C4	-6.19	123.29	127.00
1	AA	1039	C	N3-C4-C5	6.19	124.38	121.90
1	AA	1200	C	C6-N1-C2	-6.19	117.82	120.30
35	BA	134	C	C2-N3-C4	-6.19	116.81	119.90
35	BA	2302	G	C6-C5-N7	6.19	134.11	130.40
1	AA	254	G	O4'-C1'-N9	6.19	113.15	108.20
1	AA	1176	A	C5-N7-C8	-6.19	100.81	103.90

Continued on next page...

Continued from previous page...

Mol	Chain	Res	Type	Atoms	Z	Observed(°)	Ideal(°)
9	AI	20	ARG	NE-CZ-NH2	-6.19	117.21	120.30
35	BA	1417	C	C1'-O4'-C4'	-6.19	104.95	109.90
35	BA	1705	G	N1-C6-O6	-6.19	116.19	119.90
35	BA	2377	A	C6-N1-C2	6.19	122.31	118.60
35	BA	2791	C	C5-C6-N1	6.19	124.09	121.00
1	AA	685	G	C4-C5-N7	6.19	113.27	110.80
35	BA	1722	A	C5-N7-C8	-6.19	100.81	103.90
1	AA	521	G	C5-C6-N1	6.18	114.59	111.50
1	AA	1446	U	N3-C4-O4	6.18	123.73	119.40
35	BA	215	G	C2-N3-C4	6.18	114.99	111.90
35	BA	567	A	O4'-C1'-N9	6.18	113.15	108.20
35	BA	2101	G	C5-N7-C8	6.18	107.39	104.30
1	AA	475	G	N7-C8-N9	-6.18	110.01	113.10
1	AA	1519	A	C5-N7-C8	-6.18	100.81	103.90
35	BA	743	G	C5-N7-C8	6.18	107.39	104.30
36	BB	31	C	N1-C2-O2	6.18	122.61	118.90
35	BA	1771	C	N3-C4-C5	6.18	124.37	121.90
35	BA	2632	A	N1-C6-N6	-6.18	114.89	118.60
1	AA	79	G	C5-C6-N1	6.18	114.59	111.50
1	AA	189(B)	C	C6-N1-C2	-6.18	117.83	120.30
1	AA	1350	A	O4'-C1'-N9	6.18	113.14	108.20
23	AX	11	U	C6-N1-C2	6.18	124.71	121.00
26	B1	50	ARG	NE-CZ-NH2	6.18	123.39	120.30
35	BA	243	U	C5-C4-O4	6.18	129.61	125.90
35	BA	743	G	C4-C5-N7	-6.18	108.33	110.80
35	BA	1197	G	C4-C5-N7	6.18	113.27	110.80
35	BA	1778	U	C2-N3-C4	-6.18	123.29	127.00
35	BA	2364	C	N3-C4-C5	-6.18	119.43	121.90
1	AA	64	G	N7-C8-N9	-6.18	110.01	113.10
1	AA	141	A	N9-C4-C5	6.18	108.27	105.80
1	AA	445	G	C6-N1-C2	-6.18	121.39	125.10
35	BA	1383	C	C5-C6-N1	-6.18	117.91	121.00
35	BA	2280	G	N7-C8-N9	-6.18	110.01	113.10
35	BA	2538	C	C5-C6-N1	6.18	124.09	121.00
1	AA	398	C	C4-C5-C6	6.18	120.49	117.40
1	AA	422	C	C4-C5-C6	6.18	120.49	117.40
1	AA	558	G	N1-C2-N2	-6.18	110.64	116.20
1	AA	917	G	N9-C4-C5	6.18	107.87	105.40
1	AA	1462	G	N1-C2-N3	6.18	127.61	123.90
35	BA	53	A	C6-N1-C2	6.18	122.31	118.60
35	BA	205	G	C8-N9-C4	6.18	108.87	106.40
35	BA	954	G	C2-N3-C4	6.18	114.99	111.90

Continued on next page...

Continued from previous page...

Mol	Chain	Res	Type	Atoms	Z	Observed(°)	Ideal(°)
35	BA	1717	G	C4-C5-N7	6.18	113.27	110.80
1	AA	182	U	N3-C4-C5	6.17	118.31	114.60
1	AA	826	C	O4'-C1'-N1	6.17	113.14	108.20
22	AV	71	C	N1-C2-N3	-6.17	114.88	119.20
35	BA	40	C	C6-N1-C2	-6.17	117.83	120.30
35	BA	352	G	C2-N3-C4	6.17	114.99	111.90
35	BA	1243	G	N9-C4-C5	-6.17	102.93	105.40
35	BA	1624	G	C2-N3-C4	-6.17	108.81	111.90
35	BA	2284	C	C5-C6-N1	6.17	124.09	121.00
35	BA	2442	C	N1-C2-N3	-6.17	114.88	119.20
36	BB	77	U	N3-C4-C5	6.17	118.30	114.60
1	AA	380	G	N1-C6-O6	6.17	123.60	119.90
35	BA	1379	A	C3'-C2'-C1'	-6.17	96.56	101.50
35	BA	451	C	N3-C2-O2	6.17	126.22	121.90
35	BA	2171	A	N7-C8-N9	-6.17	110.71	113.80
35	BA	725	G	C5-C6-N1	-6.17	108.42	111.50
35	BA	772	C	C6-N1-C2	-6.17	117.83	120.30
35	BA	1464	C	N3-C4-C5	-6.17	119.43	121.90
35	BA	2417	C	C5'-C4'-O4'	-6.17	101.70	109.10
36	BB	34	U	N3-C4-O4	-6.17	115.08	119.40
1	AA	358	U	C5-C6-N1	6.17	125.78	122.70
1	AA	538	G	C8-N9-C4	-6.17	103.93	106.40
1	AA	1317	C	C2-N3-C4	6.17	122.98	119.90
1	AA	1514	C	N1-C2-O2	6.17	122.60	118.90
1	AA	1514	C	N3-C2-O2	-6.17	117.58	121.90
35	BA	180	G	N3-C4-C5	-6.17	125.52	128.60
35	BA	230	U	C4-C5-C6	6.17	123.40	119.70
35	BA	987	G	C2-N3-C4	-6.17	108.82	111.90
35	BA	1199	U	C5-C6-N1	-6.17	119.62	122.70
35	BA	1351	C	C5'-C4'-C3'	-6.17	106.13	116.00
35	BA	1590	U	N3-C2-O2	6.17	126.52	122.20
35	BA	2260	C	N3-C4-C5	6.17	124.37	121.90
36	BB	57	A	C6-C5-N7	6.17	136.62	132.30
1	AA	495	A	C6-C5-N7	6.17	136.62	132.30
1	AA	635	G	C4'-C3'-C2'	-6.17	96.43	102.60
1	AA	1269	A	N1-C6-N6	-6.17	114.90	118.60
1	AA	1406	U	C5-C4-O4	6.17	129.60	125.90
1	AA	1407	C	C5-C6-N1	-6.17	117.92	121.00
35	BA	1440	G	N9-C4-C5	6.17	107.87	105.40
35	BA	1989	G	C5-C6-O6	-6.17	124.90	128.60
36	BB	72	G	N9-C4-C5	6.17	107.87	105.40
35	BA	1931	U	N3-C2-O2	6.17	126.52	122.20

Continued on next page...

Continued from previous page...

Mol	Chain	Res	Type	Atoms	Z	Observed(°)	Ideal(°)
35	BA	1969	A	C5-C6-N1	6.17	120.78	117.70
35	BA	2229	C	N3-C4-C5	6.17	124.37	121.90
1	AA	783	C	C6-N1-C2	-6.16	117.83	120.30
1	AA	1324	A	C4-C5-C6	6.16	120.08	117.00
35	BA	915	C	C5-C6-N1	-6.16	117.92	121.00
35	BA	1625	C	C4-C5-C6	6.16	120.48	117.40
35	BA	1721	G	C2-N3-C4	6.16	114.98	111.90
35	BA	1761	C	N3-C4-C5	-6.16	119.43	121.90
35	BA	1785	A	C8-N9-C4	-6.16	103.33	105.80
35	BA	1997	G	C5-C6-N1	6.16	114.58	111.50
36	BB	102	A	C5-C6-N1	6.16	120.78	117.70
1	AA	1145	C	N3-C4-C5	-6.16	119.44	121.90
35	BA	681	G	C8-N9-C4	6.16	108.86	106.40
35	BA	748	G	N9-C1'-C2'	6.16	122.01	114.00
35	BA	205	G	C2-N3-C4	6.16	114.98	111.90
35	BA	305	U	N3-C4-O4	6.16	123.71	119.40
35	BA	706	A	N9-C4-C5	6.16	108.27	105.80
35	BA	1349	A	C6-N1-C2	-6.16	114.90	118.60
1	AA	29	G	N7-C8-N9	6.16	116.18	113.10
1	AA	495	A	C3'-C2'-C1'	-6.16	96.57	101.50
1	AA	1071	C	C6-N1-C2	6.16	122.76	120.30
1	AA	1319	A	C5-N7-C8	6.16	106.98	103.90
35	BA	586	A	C1'-O4'-C4'	6.16	114.83	109.90
35	BA	1027	A	C3'-C2'-C1'	6.16	106.43	101.50
35	BA	1067	A	C5'-C4'-O4'	-6.16	101.71	109.10
35	BA	1118	C	O4'-C1'-N1	-6.16	103.27	108.20
1	AA	289	G	C5-C6-O6	6.16	132.29	128.60
1	AA	1334	G	N1-C6-O6	6.16	123.59	119.90
1	AA	1520	G	N3-C4-C5	-6.16	125.52	128.60
35	BA	2475	C	C3'-C2'-C1'	6.16	106.43	101.50
35	BA	2799	C	C4'-C3'-C2'	6.16	108.76	102.60
1	AA	625	G	O4'-C1'-N9	6.16	113.12	108.20
18	AR	54	ARG	NE-CZ-NH2	-6.16	117.22	120.30
35	BA	388	G	C4-C5-C6	6.16	122.49	118.80
35	BA	1780	A	N9-C4-C5	-6.16	103.34	105.80
35	BA	1944	U	C5-C4-O4	-6.16	122.21	125.90
1	AA	339	C	C6-N1-C2	-6.15	117.84	120.30
35	BA	635	C	O4'-C1'-N1	6.15	113.12	108.20
35	BA	1023	U	N1-C2-N3	-6.15	111.21	114.90
35	BA	1476	C	N1-C2-O2	6.15	122.59	118.90
35	BA	1493	C	C1'-O4'-C4'	6.15	114.82	109.90
1	AA	501	C	C5-C6-N1	6.15	124.08	121.00

Continued on next page...

Continued from previous page...

Mol	Chain	Res	Type	Atoms	Z	Observed(°)	Ideal(°)
35	BA	215	G	N1-C2-N3	-6.15	120.21	123.90
35	BA	2155	G	N7-C8-N9	6.15	116.18	113.10
56	BY	55	TYR	CB-CG-CD1	-6.15	117.31	121.00
1	AA	56	U	C5-C6-N1	6.15	125.78	122.70
1	AA	399	G	N9-C4-C5	6.15	107.86	105.40
35	BA	229	A	N7-C8-N9	6.15	116.88	113.80
35	BA	1759	A	N1-C2-N3	6.15	132.38	129.30
35	BA	1844	C	O4'-C1'-N1	6.15	113.12	108.20
35	BA	2333	A	C6-N1-C2	-6.15	114.91	118.60
35	BA	2567	G	N1-C6-O6	6.15	123.59	119.90
1	AA	637	G	C6-N1-C2	-6.15	121.41	125.10
1	AA	199	G	C5-N7-C8	-6.15	101.23	104.30
1	AA	406	G	N9-C4-C5	6.15	107.86	105.40
35	BA	290	G	C5-C6-N1	6.15	114.57	111.50
35	BA	391	G	C5-C6-O6	-6.15	124.91	128.60
35	BA	1860	G	C5-C6-O6	-6.15	124.91	128.60
35	BA	2179	C	O4'-C1'-N1	6.15	113.12	108.20
35	BA	2432	A	C4-C5-C6	-6.15	113.93	117.00
35	BA	2562	U	O4'-C1'-N1	6.15	113.12	108.20
35	BA	2582	G	N3-C4-C5	6.15	131.67	128.60
1	AA	180	U	N3-C4-C5	-6.15	110.91	114.60
35	BA	1362	C	C6-N1-C2	-6.15	117.84	120.30
36	BB	42	C	C6-N1-C2	6.15	122.76	120.30
35	BA	103	A	C8-N9-C4	6.14	108.26	105.80
35	BA	450	G	C4-C5-C6	6.14	122.49	118.80
35	BA	2550	G	N3-C4-C5	-6.14	125.53	128.60
35	BA	2598	A	O4'-C1'-N9	6.14	113.12	108.20
1	AA	993	G	C6-C5-N7	6.14	134.09	130.40
35	BA	2004	G	N3-C2-N2	6.14	124.20	119.90
1	AA	593	G	O4'-C1'-N9	-6.14	103.29	108.20
23	AX	12	A	N1-C6-N6	-6.14	114.92	118.60
35	BA	1364	G	N3-C4-C5	-6.14	125.53	128.60
35	BA	2101	G	N3-C4-N9	6.14	129.68	126.00
1	AA	235	C	C6-N1-C2	6.14	122.76	120.30
1	AA	572	A	N1-C6-N6	-6.14	114.92	118.60
1	AA	653	A	C2-N3-C4	6.14	113.67	110.60
35	BA	1622	G	N3-C4-N9	6.14	129.68	126.00
35	BA	2553	G	N1-C6-O6	-6.14	116.22	119.90
50	BS	89	ARG	NE-CZ-NH2	6.14	123.37	120.30
35	BA	863	A	C2-N3-C4	-6.14	107.53	110.60
1	AA	693	G	C2-N3-C4	6.14	114.97	111.90
1	AA	948	C	C2-N3-C4	-6.14	116.83	119.90

Continued on next page...

Continued from previous page...

Mol	Chain	Res	Type	Atoms	Z	Observed(°)	Ideal(°)
1	AA	1044	A	C4-C5-C6	-6.14	113.93	117.00
35	BA	110	G	C8-N9-C4	-6.14	103.94	106.40
35	BA	2386	C	N3-C2-O2	6.14	126.20	121.90
35	BA	2786	U	C5-C4-O4	-6.14	122.22	125.90
1	AA	165	C	N3-C4-C5	6.13	124.35	121.90
1	AA	576	G	C1'-O4'-C4'	-6.13	104.99	109.90
1	AA	875	C	C2-N3-C4	-6.13	116.83	119.90
1	AA	1110	A	C4-C5-C6	6.13	120.07	117.00
5	AE	63	ARG	NE-CZ-NH2	-6.13	117.23	120.30
6	AF	28	ARG	NE-CZ-NH2	-6.13	117.23	120.30
35	BA	293	U	C5-C6-N1	6.13	125.77	122.70
35	BA	456	C	C5-C4-N4	6.13	124.49	120.20
35	BA	862	G	C4-C5-N7	6.13	113.25	110.80
35	BA	919	G	C2-N3-C4	6.13	114.97	111.90
46	BO	94	ARG	NE-CZ-NH2	-6.13	117.23	120.30
1	AA	737	A	N1-C2-N3	6.13	132.37	129.30
1	AA	1458	G	C4-C5-N7	6.13	113.25	110.80
1	AA	409	G	N1-C6-O6	-6.13	116.22	119.90
1	AA	424	G	N9-C4-C5	-6.13	102.95	105.40
1	AA	815	A	C6-N1-C2	-6.13	114.92	118.60
35	BA	1351	C	C2-N3-C4	-6.13	116.83	119.90
35	BA	1463	C	N3-C4-C5	-6.13	119.45	121.90
1	AA	293	G	C4-C5-N7	6.13	113.25	110.80
1	AA	452	A	C8-N9-C4	6.13	108.25	105.80
15	AO	17	ARG	NE-CZ-NH2	-6.13	117.23	120.30
35	BA	271(S)	G	C8-N9-C4	6.13	108.85	106.40
35	BA	1058	G	N9-C4-C5	-6.13	102.95	105.40
35	BA	2385	C	C6-N1-C2	6.13	122.75	120.30
35	BA	2839	G	N7-C8-N9	6.13	116.17	113.10
1	AA	1159	U	N1-C2-N3	6.13	118.58	114.90
35	BA	512	G	C3'-C2'-C1'	6.13	106.40	101.50
35	BA	785	G	C2-N3-C4	-6.13	108.84	111.90
35	BA	1021	A	C5-C6-N1	-6.13	114.64	117.70
35	BA	1289	C	O4'-C1'-N1	6.13	113.10	108.20
35	BA	1401	G	N7-C8-N9	6.13	116.16	113.10
35	BA	1807	G	C8-N9-C4	6.13	108.85	106.40
35	BA	2776	A	C4-C5-C6	-6.13	113.94	117.00
57	BZ	20	ARG	NE-CZ-NH2	6.13	123.36	120.30
1	AA	781	A	C8-N9-C4	-6.13	103.35	105.80
1	AA	971	G	N1-C6-O6	6.13	123.58	119.90
1	AA	1096	C	N1-C1'-C2'	-6.13	105.26	112.00
1	AA	1531	A	C8-N9-C4	-6.13	103.35	105.80

Continued on next page...

Continued from previous page...

Mol	Chain	Res	Type	Atoms	Z	Observed(°)	Ideal(°)
22	AV	76	A	C4-C5-C6	6.13	120.06	117.00
35	BA	130	C	C4-C5-C6	6.13	120.46	117.40
35	BA	822	U	N3-C4-O4	6.13	123.69	119.40
35	BA	1385	G	N9-C1'-C2'	6.13	121.97	114.00
35	BA	1717	G	N3-C4-C5	6.13	131.66	128.60
35	BA	2410	G	C5-C6-O6	6.13	132.28	128.60
1	AA	418	C	N3-C4-N4	6.12	122.29	118.00
35	BA	233	A	N9-C4-C5	6.12	108.25	105.80
35	BA	1886	C	C4-C5-C6	-6.12	114.34	117.40
35	BA	2827	C	C5-C4-N4	-6.12	115.91	120.20
1	AA	27	G	O4'-C1'-N9	-6.12	103.30	108.20
1	AA	388	G	N1-C6-O6	-6.12	116.23	119.90
35	BA	252	G	C5-N7-C8	6.12	107.36	104.30
35	BA	453	C	C2-N3-C4	-6.12	116.84	119.90
35	BA	568	U	C5-C4-O4	6.12	129.57	125.90
35	BA	1495	A	N9-C4-C5	6.12	108.25	105.80
35	BA	1703	G	N7-C8-N9	-6.12	110.04	113.10
35	BA	2035	G	N9-C1'-C2'	6.12	121.96	114.00
36	BB	78	A	C5-C6-N6	-6.12	118.80	123.70
1	AA	1070	U	C5-C6-N1	-6.12	119.64	122.70
1	AA	1177	G	N7-C8-N9	6.12	116.16	113.10
1	AA	1496	C	N3-C2-O2	-6.12	117.62	121.90
35	BA	701	G	C3'-C2'-C1'	-6.12	96.60	101.50
35	BA	945	A	C1'-O4'-C4'	-6.12	105.00	109.90
35	BA	1271	G	N9-C4-C5	-6.12	102.95	105.40
35	BA	2269	A	C4-C5-N7	6.12	113.76	110.70
35	BA	2897	U	C6-N1-C2	-6.12	117.33	121.00
1	AA	106	C	C3'-C2'-C1'	-6.12	96.60	101.50
1	AA	1466	C	C5'-C4'-O4'	6.12	116.44	109.10
35	BA	541	C	C2-N3-C4	-6.12	116.84	119.90
35	BA	1455	G	C5-C6-O6	6.12	132.27	128.60
35	BA	2094	G	N1-C2-N3	6.12	127.57	123.90
35	BA	2897	U	N1-C2-O2	-6.12	118.52	122.80
1	AA	786	G	N3-C2-N2	6.12	124.18	119.90
1	AA	1106	G	N3-C4-C5	6.12	131.66	128.60
35	BA	958	U	C4-C5-C6	-6.12	116.03	119.70
35	BA	1018	C	C5-C4-N4	-6.12	115.92	120.20
35	BA	2165	G	O4'-C1'-N9	-6.12	103.31	108.20
1	AA	538	G	O4'-C1'-N9	-6.12	103.31	108.20
1	AA	1491	G	N3-C2-N2	-6.12	115.62	119.90
35	BA	337	C	C6-N1-C2	6.12	122.75	120.30
35	BA	1557	C	C5-C6-N1	6.12	124.06	121.00

Continued on next page...

Continued from previous page...

Mol	Chain	Res	Type	Atoms	Z	Observed(°)	Ideal(°)
35	BA	1902	C	N3-C4-C5	-6.12	119.45	121.90
35	BA	2345	G	N3-C4-C5	6.12	131.66	128.60
35	BA	2854	G	C4-C5-N7	6.12	113.25	110.80
1	AA	59	A	C8-N9-C4	6.11	108.25	105.80
1	AA	507	C	C5-C6-N1	-6.11	117.94	121.00
1	AA	780	A	O4'-C1'-N9	6.11	113.09	108.20
35	BA	409	C	C6-N1-C2	-6.11	117.86	120.30
35	BA	456	C	N3-C4-N4	-6.11	113.72	118.00
35	BA	660	G	N9-C1'-C2'	-6.11	105.28	112.00
35	BA	1067	A	C5-C6-N1	6.11	120.76	117.70
35	BA	2223	G	O4'-C1'-N9	6.11	113.09	108.20
35	BA	2471	C	O4'-C1'-N1	6.11	113.09	108.20
36	BB	59	A	C4-C5-C6	6.11	120.06	117.00
1	AA	1479	C	O4'-C1'-N1	6.11	113.09	108.20
35	BA	1571	A	N1-C2-N3	6.11	132.36	129.30
35	BA	1580	A	C5-C6-N6	-6.11	118.81	123.70
1	AA	101	A	N1-C2-N3	6.11	132.36	129.30
1	AA	309	G	N3-C4-C5	6.11	131.66	128.60
1	AA	1469	G	C5-N7-C8	-6.11	101.25	104.30
35	BA	756	C	C4-C5-C6	6.11	120.45	117.40
35	BA	1354	A	N3-C4-N9	6.11	132.29	127.40
35	BA	1770	G	C8-N9-C4	-6.11	103.96	106.40
36	BB	98	G	C4-C5-N7	-6.11	108.36	110.80
43	BK	93	ARG	NE-CZ-NH1	-6.11	117.25	120.30
1	AA	780	A	C4-C5-N7	6.11	113.75	110.70
1	AA	139	G	C8-N9-C4	-6.11	103.96	106.40
1	AA	1099	G	C2-N3-C4	-6.11	108.85	111.90
35	BA	2149	G	C5-C6-O6	-6.11	124.94	128.60
36	BB	40	U	C5-C6-N1	-6.11	119.65	122.70
50	BS	12	PHE	CB-CG-CD2	-6.11	116.53	120.80
1	AA	594	G	C8-N9-C4	6.11	108.84	106.40
22	AV	65	C	N1-C2-O2	-6.11	115.24	118.90
35	BA	1106	G	C2-N3-C4	-6.11	108.85	111.90
35	BA	1531	C	C6-N1-C2	-6.11	117.86	120.30
35	BA	1544	A	C5-N7-C8	6.11	106.95	103.90
35	BA	2107	C	C5-C6-N1	-6.11	117.95	121.00
35	BA	2258	C	N3-C2-O2	6.11	126.17	121.90
35	BA	417	C	N3-C4-N4	-6.10	113.73	118.00
35	BA	1289	C	N1-C2-O2	6.10	122.56	118.90
35	BA	1661	G	N1-C2-N2	-6.10	110.71	116.20
35	BA	418	G	C2-N3-C4	-6.10	108.85	111.90
35	BA	1634	A	C5-N7-C8	6.10	106.95	103.90

Continued on next page...

Continued from previous page...

Mol	Chain	Res	Type	Atoms	Z	Observed(°)	Ideal(°)
35	BA	1658	C	C6-N1-C2	6.10	122.74	120.30
35	BA	2727	G	C5-N7-C8	6.10	107.35	104.30
36	BB	115	G	C2-N3-C4	-6.10	108.85	111.90
40	BF	96	ASP	CB-CG-OD1	-6.10	112.81	118.30
48	BQ	82	ARG	NE-CZ-NH2	-6.10	117.25	120.30
35	BA	350	U	N3-C2-O2	-6.10	117.93	122.20
36	BB	70	C	O4'-C1'-N1	-6.10	103.32	108.20
1	AA	415	A	C4-C5-C6	6.10	120.05	117.00
1	AA	837	G	N3-C4-C5	-6.10	125.55	128.60
1	AA	1249	C	C6-N1-C2	6.10	122.74	120.30
1	AA	1365	G	O5'-P-OP2	-6.10	100.21	105.70
35	BA	665	C	C6-N1-C2	-6.10	117.86	120.30
35	BA	1487	G	C5-C6-N1	6.10	114.55	111.50
35	BA	2047	U	C5-C4-O4	6.10	129.56	125.90
57	BZ	104	PHE	CB-CG-CD1	6.10	125.07	120.80
1	AA	9	G	N1-C6-O6	6.10	123.56	119.90
1	AA	181	G	C5-C6-O6	-6.10	124.94	128.60
1	AA	962	C	N1-C2-O2	-6.10	115.24	118.90
35	BA	275	G	N1-C6-O6	6.10	123.56	119.90
35	BA	454	A	C4-C5-N7	6.10	113.75	110.70
35	BA	1752	C	N1-C2-O2	6.10	122.56	118.90
1	AA	1352	C	N3-C2-O2	-6.10	117.63	121.90
35	BA	995	C	N3-C4-C5	6.10	124.34	121.90
35	BA	1601	G	N7-C8-N9	-6.10	110.05	113.10
1	AA	138	G	N3-C2-N2	-6.09	115.63	119.90
1	AA	417	C	C5-C4-N4	6.09	124.47	120.20
1	AA	923	A	C4-C5-C6	6.09	120.05	117.00
35	BA	469	G	N1-C2-N2	6.09	121.69	116.20
35	BA	482	A	N7-C8-N9	-6.09	110.75	113.80
35	BA	761	A	C2-N3-C4	-6.09	107.55	110.60
35	BA	2487	G	C4-C5-N7	-6.09	108.36	110.80
35	BA	1278	A	C2-N3-C4	6.09	113.65	110.60
35	BA	1536	C	N3-C2-O2	-6.09	117.64	121.90
1	AA	862	C	N3-C4-N4	-6.09	113.74	118.00
35	BA	744	G	N1-C6-O6	6.09	123.56	119.90
35	BA	1060	U	N1-C2-O2	-6.09	118.54	122.80
35	BA	1530	C	C2-N3-C4	6.09	122.95	119.90
35	BA	1997	G	C5'-C4'-C3'	6.09	125.75	116.00
35	BA	2101	G	C6-C5-N7	-6.09	126.75	130.40
35	BA	2484	G	N7-C8-N9	-6.09	110.05	113.10
1	AA	296	U	N3-C4-C5	6.09	118.25	114.60
1	AA	779	C	N1-C2-O2	-6.09	115.25	118.90

Continued on next page...

Continued from previous page...

Mol	Chain	Res	Type	Atoms	Z	Observed(°)	Ideal(°)
1	AA	874	G	N3-C2-N2	6.09	124.16	119.90
1	AA	911	U	C6-N1-C2	-6.09	117.35	121.00
35	BA	650	C	N3-C2-O2	6.09	126.16	121.90
35	BA	2052	G	N9-C1'-C2'	-6.09	105.30	112.00
35	BA	2093	G	C6-C5-N7	6.09	134.05	130.40
35	BA	2749	A	N1-C2-N3	-6.09	126.25	129.30
1	AA	915	A	C4-C5-C6	-6.09	113.96	117.00
1	AA	953	G	N3-C4-C5	-6.09	125.56	128.60
1	AA	1058	G	C8-N9-C4	6.09	108.83	106.40
35	BA	98	G	C5-N7-C8	6.09	107.34	104.30
35	BA	1255	U	C5-C6-N1	-6.09	119.66	122.70
35	BA	2735	G	N1-C6-O6	6.09	123.55	119.90
56	BY	60	PHE	CB-CG-CD2	-6.09	116.54	120.80
1	AA	178	C	O4'-C1'-N1	6.09	113.07	108.20
1	AA	1269	A	C5-N7-C8	-6.09	100.86	103.90
1	AA	1506	U	C6-N1-C2	-6.09	117.35	121.00
35	BA	782	A	C2-N3-C4	6.09	113.64	110.60
35	BA	2624	G	C5-C6-O6	-6.09	124.95	128.60
35	BA	2679	A	C4-C5-N7	-6.09	107.66	110.70
1	AA	89	C	C4-C5-C6	-6.08	114.36	117.40
35	BA	1594	G	N3-C4-N9	6.08	129.65	126.00
1	AA	553	A	C2-N3-C4	6.08	113.64	110.60
1	AA	588	G	N7-C8-N9	-6.08	110.06	113.10
1	AA	692	U	C1'-O4'-C4'	6.08	114.77	109.90
35	BA	1979	C	C6-N1-C2	-6.08	117.87	120.30
35	BA	1986	A	N1-C2-N3	-6.08	126.26	129.30
35	BA	2442	C	N1-C2-O2	6.08	122.55	118.90
1	AA	122	G	C2-N3-C4	6.08	114.94	111.90
1	AA	481	G	C5-C6-N1	-6.08	108.46	111.50
35	BA	353	G	C5-C6-O6	-6.08	124.95	128.60
35	BA	818	G	N3-C4-N9	-6.08	122.35	126.00
35	BA	1329	U	O5'-P-OP1	-6.08	100.23	105.70
35	BA	1583	A	C8-N9-C4	6.08	108.23	105.80
35	BA	2283	C	C2-N3-C4	6.08	122.94	119.90
1	AA	716	A	N1-C2-N3	-6.08	126.26	129.30
35	BA	867	C	C2-N3-C4	6.08	122.94	119.90
1	AA	741	G	N3-C2-N2	-6.08	115.64	119.90
1	AA	856	C	C5-C6-N1	-6.08	117.96	121.00
1	AA	973	G	C5-C6-N1	-6.08	108.46	111.50
35	BA	1017	G	N9-C1'-C2'	-6.08	105.31	112.00
35	BA	1265	A	C8-N9-C4	6.08	108.23	105.80
35	BA	2346	A	N1-C2-N3	-6.08	126.26	129.30

Continued on next page...

Continued from previous page...

Mol	Chain	Res	Type	Atoms	Z	Observed(°)	Ideal(°)
35	BA	2640	G	N1-C6-O6	-6.08	116.25	119.90
47	BP	18	ARG	NE-CZ-NH2	6.08	123.34	120.30
1	AA	1120	G	C8-N9-C4	-6.08	103.97	106.40
22	AV	69	C	N1-C1'-C2'	-6.08	105.31	112.00
35	BA	1848	A	N1-C6-N6	-6.08	114.95	118.60
35	BA	2292	C	C4-C5-C6	6.08	120.44	117.40
48	BQ	51	ARG	NE-CZ-NH1	6.08	123.34	120.30
1	AA	176	C	N3-C4-C5	-6.08	119.47	121.90
1	AA	426	G	C5-C6-N1	-6.08	108.46	111.50
1	AA	1230	C	N1-C2-O2	6.08	122.55	118.90
1	AA	1408	A	N1-C6-N6	6.08	122.25	118.60
24	AY	351	ARG	NE-CZ-NH2	6.08	123.34	120.30
32	B7	5	TRP	CD1-NE1-CE2	-6.07	103.53	109.00
35	BA	1041	C	O4'-C1'-N1	6.07	113.06	108.20
35	BA	2318	G	N1-C2-N3	6.07	127.54	123.90
35	BA	2414	G	C5-C6-N1	6.07	114.54	111.50
36	BB	7	G	N3-C4-C5	-6.07	125.56	128.60
35	BA	1687	G	C4-C5-N7	-6.07	108.37	110.80
35	BA	1746	G	C6-C5-N7	6.07	134.04	130.40
35	BA	2637	U	C2-N3-C4	6.07	130.64	127.00
40	BF	97	TYR	CB-CG-CD2	-6.07	117.36	121.00
1	AA	303	A	N1-C2-N3	-6.07	126.27	129.30
1	AA	1080	A	C4-C5-N7	6.07	113.73	110.70
1	AA	1304	G	OP1-P-OP2	6.07	128.71	119.60
22	AV	13	C	C5-C4-N4	-6.07	115.95	120.20
35	BA	555	U	C5-C6-N1	-6.07	119.67	122.70
35	BA	660	G	C5-N7-C8	6.07	107.33	104.30
35	BA	877	U	C4-C5-C6	6.07	123.34	119.70
35	BA	1136	G	C5-C6-O6	-6.07	124.96	128.60
35	BA	1663	C	C2-N3-C4	-6.07	116.86	119.90
1	AA	263	A	C4-C5-N7	6.07	113.73	110.70
35	BA	1508	A	C5-C6-N6	6.07	128.56	123.70
35	BA	1691	C	N1-C2-O2	6.07	122.54	118.90
35	BA	2613	U	N1-C2-O2	6.07	127.05	122.80
35	BA	2880	C	N3-C4-C5	-6.07	119.47	121.90
36	BB	44	G	C6-N1-C2	6.07	128.74	125.10
35	BA	846	C	C2-N3-C4	-6.07	116.87	119.90
35	BA	1107	G	N1-C6-O6	-6.07	116.26	119.90
1	AA	1045	C	C2-N1-C1'	6.07	125.47	118.80
1	AA	1226	C	O4'-C1'-N1	6.07	113.05	108.20
22	AV	71	C	C2-N3-C4	6.07	122.93	119.90
35	BA	663	G	O4'-C1'-N9	6.07	113.05	108.20

Continued on next page...

Continued from previous page...

Mol	Chain	Res	Type	Atoms	Z	Observed(°)	Ideal(°)
1	AA	7	G	N3-C4-C5	6.06	131.63	128.60
35	BA	1338	G	C5-C6-N1	6.06	114.53	111.50
1	AA	338	A	N1-C2-N3	-6.06	126.27	129.30
1	AA	836	G	O4'-C1'-N9	6.06	113.05	108.20
35	BA	200	U	N3-C4-C5	6.06	118.24	114.60
1	AA	119	A	N7-C8-N9	6.06	116.83	113.80
1	AA	156	G	C4-C5-N7	6.06	113.22	110.80
1	AA	775	G	C6-C5-N7	-6.06	126.76	130.40
1	AA	973	G	C2-N3-C4	-6.06	108.87	111.90
35	BA	1772	G	N7-C8-N9	6.06	116.13	113.10
36	BB	32	C	N3-C4-N4	-6.06	113.76	118.00
1	AA	129(A)	G	C2-N3-C4	6.06	114.93	111.90
1	AA	445	G	N3-C4-C5	-6.06	125.57	128.60
1	AA	702	A	C3'-C2'-C1'	6.06	106.35	101.50
1	AA	1314	C	C5-C4-N4	-6.06	115.96	120.20
35	BA	60	G	N1-C2-N2	6.06	121.65	116.20
35	BA	458	G	C4-C5-N7	6.06	113.22	110.80
35	BA	1216	G	C6-N1-C2	-6.06	121.46	125.10
35	BA	1429	G	C8-N9-C1'	6.06	134.88	127.00
35	BA	1538	G	N3-C4-N9	6.06	129.63	126.00
35	BA	2875	C	C4-C5-C6	-6.06	114.37	117.40
1	AA	147	G	N3-C2-N2	-6.06	115.66	119.90
1	AA	290	C	C4-C5-C6	6.06	120.43	117.40
1	AA	523	A	C4-C5-C6	6.06	120.03	117.00
1	AA	1036	G	C4-C5-N7	6.06	113.22	110.80
1	AA	1442	G	C2-N3-C4	-6.06	108.87	111.90
35	BA	16	G	N7-C8-N9	-6.06	110.07	113.10
35	BA	625	G	C5-C6-O6	-6.06	124.97	128.60
35	BA	1430	C	O4'-C1'-N1	-6.06	103.35	108.20
35	BA	2454	G	N3-C4-N9	6.06	129.63	126.00
35	BA	2464	C	N1-C1'-C2'	-6.06	105.34	112.00
1	AA	672	U	C5-C6-N1	-6.06	119.67	122.70
1	AA	1198	G	N3-C4-N9	6.06	129.63	126.00
35	BA	293	U	N3-C4-C5	6.06	118.23	114.60
35	BA	1181	C	O4'-C1'-N1	6.06	113.05	108.20
35	BA	1906	G	C1'-O4'-C4'	-6.06	105.06	109.90
1	AA	1263	C	C2-N3-C4	6.05	122.93	119.90
1	AA	1296	C	N3-C2-O2	-6.05	117.66	121.90
1	AA	1499	A	C4-C5-C6	6.05	120.03	117.00
24	AY	637	ARG	NE-CZ-NH1	-6.05	117.27	120.30
35	BA	921	G	N3-C4-N9	-6.05	122.37	126.00
35	BA	1588	C	N1-C2-O2	-6.05	115.27	118.90

Continued on next page...

Continued from previous page...

Mol	Chain	Res	Type	Atoms	Z	Observed(°)	Ideal(°)
1	AA	296	U	C5-C6-N1	-6.05	119.67	122.70
1	AA	1134	G	N3-C2-N2	-6.05	115.66	119.90
1	AA	1162	C	C1'-O4'-C4'	-6.05	105.06	109.90
35	BA	1160	G	C8-N9-C4	6.05	108.82	106.40
1	AA	171	A	C5-C6-N1	-6.05	114.67	117.70
1	AA	1195	C	P-O3'-C3'	6.05	126.96	119.70
1	AA	1467	G	N1-C2-N3	-6.05	120.27	123.90
22	AV	56	C	C5-C4-N4	-6.05	115.96	120.20
23	AX	12	A	C6-C5-N7	6.05	136.54	132.30
35	BA	111	A	O4'-C1'-N9	-6.05	103.36	108.20
35	BA	2119	A	C5-N7-C8	6.05	106.92	103.90
35	BA	2835	A	N9-C1'-C2'	6.05	121.87	114.00
35	BA	426	C	C6-N1-C2	-6.05	117.88	120.30
35	BA	1648	C	N3-C4-C5	-6.05	119.48	121.90
35	BA	2538	C	N3-C2-O2	-6.05	117.67	121.90
22	AV	19	G	C8-N9-C4	6.05	108.82	106.40
35	BA	2491	U	O4'-C1'-N1	6.05	113.04	108.20
35	BA	408	G	N3-C4-C5	6.05	131.62	128.60
35	BA	1085	A	N3-C4-C5	-6.05	122.57	126.80
35	BA	1423	G	C8-N9-C4	6.05	108.82	106.40
35	BA	1722	A	C8-N9-C4	-6.05	103.38	105.80
35	BA	2087	G	O4'-C1'-N9	-6.05	103.36	108.20
35	BA	2158	A	C4-C5-C6	6.05	120.02	117.00
35	BA	2643	G	N1-C2-N2	6.05	121.64	116.20
50	BS	25	ARG	NE-CZ-NH1	-6.05	117.28	120.30
1	AA	490	G	N1-C6-O6	-6.04	116.27	119.90
1	AA	1149	C	C4-C5-C6	6.04	120.42	117.40
35	BA	810	U	N3-C4-C5	-6.04	110.97	114.60
35	BA	1367	A	C8-N9-C4	6.04	108.22	105.80
1	AA	401	C	C6-N1-C2	6.04	122.72	120.30
1	AA	929	G	N3-C4-C5	-6.04	125.58	128.60
22	AV	76	A	C4-C5-N7	-6.04	107.68	110.70
35	BA	129	C	N1-C2-O2	6.04	122.53	118.90
35	BA	307	G	N9-C4-C5	-6.04	102.98	105.40
35	BA	539	G	C5-C6-N1	-6.04	108.48	111.50
35	BA	954	G	N3-C2-N2	6.04	124.13	119.90
35	BA	1411	C	N3-C4-C5	-6.04	119.48	121.90
35	BA	1495	A	N9-C1'-C2'	6.04	121.86	114.00
35	BA	1862	G	C8-N9-C4	-6.04	103.98	106.40
35	BA	2599	G	C5-C6-N1	6.04	114.52	111.50
1	AA	504	C	O4'-C1'-N1	-6.04	103.37	108.20
1	AA	1491	G	N9-C4-C5	6.04	107.82	105.40

Continued on next page...

Continued from previous page...

Mol	Chain	Res	Type	Atoms	Z	Observed(°)	Ideal(°)
7	AG	18	TYR	CB-CG-CD2	-6.04	117.38	121.00
35	BA	537	C	N1-C1'-C2'	-6.04	105.36	112.00
35	BA	1920	C	C5-C6-N1	6.04	124.02	121.00
35	BA	2544	G	N3-C4-C5	6.04	131.62	128.60
35	BA	993	G	C5-C6-O6	-6.04	124.98	128.60
35	BA	1596	A	C5-N7-C8	6.04	106.92	103.90
35	BA	2623	G	N1-C2-N3	6.04	127.52	123.90
1	AA	838	G	C4-C5-N7	6.04	113.22	110.80
1	AA	1050	G	O5'-P-OP1	-6.04	100.26	105.70
35	BA	2603	G	N9-C4-C5	-6.04	102.98	105.40
1	AA	1285	A	C4-C5-N7	-6.04	107.68	110.70
35	BA	778	G	N7-C8-N9	6.04	116.12	113.10
36	BB	23	G	O4'-C1'-N9	-6.04	103.37	108.20
1	AA	660	G	N9-C4-C5	-6.04	102.99	105.40
1	AA	765	G	C5-C6-N1	6.04	114.52	111.50
24	AY	212	TYR	CB-CG-CD2	6.04	124.62	121.00
35	BA	768	G	C2-N3-C4	-6.04	108.88	111.90
35	BA	818	G	C2-N3-C4	-6.04	108.88	111.90
35	BA	1145	C	C6-N1-C2	6.04	122.71	120.30
35	BA	1328	G	C4-C5-N7	-6.04	108.39	110.80
35	BA	2561	A	C6-N1-C2	6.04	122.22	118.60
1	AA	77	G	N1-C2-N3	-6.03	120.28	123.90
1	AA	586	C	N1-C2-O2	-6.03	115.28	118.90
1	AA	1373	G	C5-N7-C8	6.03	107.32	104.30
35	BA	268	C	C6-N1-C2	-6.03	117.89	120.30
35	BA	654(U)	A	N9-C4-C5	6.03	108.21	105.80
35	BA	1170	G	N3-C4-N9	6.03	129.62	126.00
35	BA	1366	A	N1-C2-N3	-6.03	126.28	129.30
35	BA	2123	G	N7-C8-N9	-6.03	110.08	113.10
35	BA	2371	G	C5-C6-O6	-6.03	124.98	128.60
1	AA	115	G	C4-C5-N7	-6.03	108.39	110.80
35	BA	784	A	C8-N9-C4	-6.03	103.39	105.80
35	BA	2287	A	C1'-O4'-C4'	6.03	114.72	109.90
1	AA	1386	G	N1-C2-N2	6.03	121.63	116.20
35	BA	631	A	C2-N3-C4	6.03	113.61	110.60
35	BA	1127	A	OP1-P-OP2	6.03	128.65	119.60
35	BA	1903	G	N9-C4-C5	-6.03	102.99	105.40
35	BA	1912	A	N9-C1'-C2'	6.03	121.84	114.00
1	AA	571	U	OP2-P-O3'	6.03	118.46	105.20
1	AA	1309	G	O4'-C1'-N9	6.03	113.02	108.20
35	BA	1527	G	C5-C6-N1	6.03	114.52	111.50
35	BA	1910	G	C4-C5-N7	-6.03	108.39	110.80

Continued on next page...

Continued from previous page...

Mol	Chain	Res	Type	Atoms	Z	Observed(°)	Ideal(°)
1	AA	102	G	N9-C4-C5	-6.03	102.99	105.40
1	AA	1005	A	C8-N9-C4	-6.03	103.39	105.80
35	BA	1587	A	N9-C4-C5	-6.03	103.39	105.80
35	BA	1698	A	C4-C5-C6	-6.03	113.99	117.00
35	BA	2238	G	N7-C8-N9	-6.03	110.09	113.10
35	BA	2422	A	N1-C2-N3	-6.03	126.29	129.30
35	BA	2559	C	C5-C6-N1	-6.03	117.99	121.00
35	BA	2823	A	C5-C6-N1	6.03	120.71	117.70
1	AA	934	C	C5-C6-N1	-6.03	117.99	121.00
1	AA	1397	C	C4-C5-C6	6.03	120.41	117.40
1	AA	1472	U	C3'-C2'-C1'	-6.03	96.68	101.50
35	BA	1546	C	N3-C4-C5	-6.03	119.49	121.90
35	BA	2659	G	O4'-C1'-N9	6.03	113.02	108.20
35	BA	2662	A	C3'-C2'-C1'	6.03	106.32	101.50
35	BA	2785	C	C2-N3-C4	6.03	122.91	119.90
36	BB	78	A	N1-C2-N3	-6.03	126.29	129.30
35	BA	271(B)	C	N3-C4-C5	-6.02	119.49	121.90
35	BA	1181	C	C6-N1-C2	6.02	122.71	120.30
35	BA	1519	G	C5-N7-C8	6.02	107.31	104.30
35	BA	2241	A	C5-N7-C8	6.02	106.91	103.90
35	BA	2329	G	N7-C8-N9	6.02	116.11	113.10
1	AA	119	A	N9-C1'-C2'	6.02	121.83	114.00
1	AA	801	U	C2-N3-C4	6.02	130.61	127.00
13	AM	93	ARG	CD-NE-CZ	6.02	132.03	123.60
35	BA	337	C	N3-C4-C5	-6.02	119.49	121.90
35	BA	585	G	N1-C2-N3	-6.02	120.29	123.90
35	BA	1228	G	N1-C6-O6	-6.02	116.29	119.90
35	BA	2048	G	N3-C2-N2	6.02	124.12	119.90
35	BA	2094	G	C4-C5-C6	-6.02	115.19	118.80
35	BA	2439	A	C3'-C2'-C1'	6.02	106.32	101.50
1	AA	405	U	N3-C4-O4	6.02	123.61	119.40
35	BA	271(P)	C	N3-C4-N4	-6.02	113.78	118.00
35	BA	2464	C	C4-C5-C6	-6.02	114.39	117.40
35	BA	2530	A	N7-C8-N9	6.02	116.81	113.80
1	AA	1235	U	N3-C4-O4	6.02	123.61	119.40
1	AA	1285	A	OP2-P-O3'	6.02	118.44	105.20
35	BA	56	A	O4'-C1'-N9	-6.02	103.38	108.20
35	BA	775	G	N3-C2-N2	6.02	124.11	119.90
35	BA	829	A	C4-C5-N7	-6.02	107.69	110.70
35	BA	842	G	N1-C2-N2	-6.02	110.78	116.20
35	BA	1294	U	N1-C2-O2	-6.02	118.59	122.80
35	BA	2254	C	C1'-O4'-C4'	-6.02	105.08	109.90

Continued on next page...

Continued from previous page...

Mol	Chain	Res	Type	Atoms	Z	Observed(°)	Ideal(°)
35	BA	2344	U	O4'-C1'-C2'	6.02	113.02	107.60
35	BA	2373	G	C5-C6-N1	-6.02	108.49	111.50
35	BA	2117	A	N1-C2-N3	-6.02	126.29	129.30
47	BP	41	ARG	N-CA-C	-6.02	94.75	111.00
35	BA	912	C	C6-N1-C2	-6.02	117.89	120.30
1	AA	421	U	C4-C5-C6	6.01	123.31	119.70
1	AA	1164	G	C2-N3-C4	-6.01	108.89	111.90
1	AA	1166	G	C4-C5-C6	6.01	122.41	118.80
35	BA	11	G	O4'-C1'-N9	-6.01	103.39	108.20
35	BA	189	G	N3-C2-N2	-6.01	115.69	119.90
35	BA	879	G	C8-N9-C4	-6.01	103.99	106.40
35	BA	1324	G	C4-C5-N7	-6.01	108.39	110.80
35	BA	2270	G	O5'-P-OP1	-6.01	100.29	105.70
49	BR	22	ARG	NE-CZ-NH2	6.01	123.31	120.30
1	AA	351	G	N9-C4-C5	-6.01	103.00	105.40
1	AA	733	A	C4-C5-N7	6.01	113.71	110.70
35	BA	749	C	C2-N3-C4	-6.01	116.89	119.90
35	BA	794	G	C5-C6-O6	6.01	132.21	128.60
35	BA	1601	G	C8-N9-C4	6.01	108.81	106.40
1	AA	303	A	C5'-C4'-C3'	-6.01	106.38	116.00
1	AA	420	U	C6-N1-C2	-6.01	117.39	121.00
22	AV	12	G	C5-C6-O6	-6.01	124.99	128.60
35	BA	921	G	N3-C4-C5	6.01	131.61	128.60
35	BA	1382	G	C8-N9-C4	-6.01	104.00	106.40
35	BA	2737	G	C2-N3-C4	6.01	114.91	111.90
35	BA	2750	A	C5-N7-C8	6.01	106.91	103.90
36	BB	69	G	C6-N1-C2	6.01	128.71	125.10
1	AA	506	G	N3-C2-N2	-6.01	115.69	119.90
1	AA	877	C	C5-C6-N1	6.01	124.00	121.00
1	AA	1009	G	C6-N1-C2	-6.01	121.50	125.10
35	BA	1692	U	O4'-C1'-N1	6.01	113.01	108.20
1	AA	51	A	N1-C2-N3	6.01	132.30	129.30
1	AA	149	A	O4'-C1'-N9	6.01	113.01	108.20
35	BA	74	A	O4'-C1'-C2'	6.01	113.01	107.60
35	BA	552	G	O4'-C1'-N9	6.01	113.01	108.20
35	BA	1225	G	N9-C1'-C2'	6.01	121.81	114.00
35	BA	2414	G	C1'-O4'-C4'	-6.01	105.09	109.90
35	BA	2656	U	O4'-C1'-N1	6.01	113.01	108.20
1	AA	592	G	N3-C4-C5	6.01	131.60	128.60
35	BA	68	G	N3-C4-N9	6.01	129.60	126.00
35	BA	155	U	C6-N1-C2	-6.01	117.40	121.00
35	BA	1464	C	C2-N3-C4	6.01	122.90	119.90

Continued on next page...

Continued from previous page...

Mol	Chain	Res	Type	Atoms	Z	Observed(°)	Ideal(°)
1	AA	433	C	C4-C5-C6	-6.00	114.40	117.40
1	AA	1218	C	N1-C2-O2	-6.00	115.30	118.90
35	BA	1078	U	C4-C5-C6	-6.00	116.10	119.70
35	BA	1087	G	N3-C4-C5	-6.00	125.60	128.60
35	BA	1963	U	C5-C6-N1	6.00	125.70	122.70
35	BA	2088	G	C8-N9-C4	6.00	108.80	106.40
35	BA	2623	G	C4-C5-N7	-6.00	108.40	110.80
1	AA	204	U	N3-C4-C5	6.00	118.20	114.60
1	AA	572	A	C5'-C4'-O4'	6.00	116.30	109.10
35	BA	261	G	C5-C6-N1	-6.00	108.50	111.50
35	BA	980	A	C4-C5-C6	6.00	120.00	117.00
35	BA	1595	G	N3-C4-C5	6.00	131.60	128.60
35	BA	2852	G	N7-C8-N9	-6.00	110.10	113.10
1	AA	119	A	C4-C5-C6	-6.00	114.00	117.00
1	AA	243	A	C5'-C4'-C3'	-6.00	106.40	116.00
1	AA	378	G	N1-C6-O6	-6.00	116.30	119.90
1	AA	748	C	N3-C2-O2	6.00	126.10	121.90
1	AA	777	A	N1-C6-N6	6.00	122.20	118.60
1	AA	1240	U	C5-C6-N1	-6.00	119.70	122.70
35	BA	1587	A	C8-N9-C4	6.00	108.20	105.80
1	AA	364	A	C5-C6-N1	-6.00	114.70	117.70
35	BA	1211	U	C5-C4-O4	6.00	129.50	125.90
35	BA	1861	G	O4'-C1'-N9	6.00	113.00	108.20
36	BB	32	C	C6-N1-C2	6.00	122.70	120.30
22	AV	8	U	C2-N3-C4	6.00	130.60	127.00
35	BA	43	A	C5-C6-N1	6.00	120.70	117.70
35	BA	193	U	C5-C6-N1	-6.00	119.70	122.70
35	BA	462	C	N3-C4-N4	-6.00	113.80	118.00
35	BA	1754	C	C5-C4-N4	-6.00	116.00	120.20
35	BA	2055	C	N1-C2-O2	-6.00	115.30	118.90
35	BA	2418	A	N3-C4-C5	6.00	131.00	126.80
36	BB	23	G	C6-C5-N7	-6.00	126.80	130.40
1	AA	1291	G	N3-C4-C5	6.00	131.60	128.60
35	BA	2485	G	N3-C2-N2	-6.00	115.70	119.90
35	BA	2517	C	C5-C6-N1	6.00	124.00	121.00
35	BA	2766	G	C6-C5-N7	6.00	134.00	130.40
35	BA	2778	A	N9-C1'-C2'	6.00	121.80	114.00
17	AQ	75	ARG	NE-CZ-NH1	-6.00	117.30	120.30
35	BA	457	A	N1-C2-N3	6.00	132.30	129.30
35	BA	768	G	N3-C4-N9	-6.00	122.40	126.00
35	BA	1369	G	C6-C5-N7	-6.00	126.80	130.40
1	AA	956	U	N3-C2-O2	5.99	126.40	122.20

Continued on next page...

Continued from previous page...

Mol	Chain	Res	Type	Atoms	Z	Observed(°)	Ideal(°)
1	AA	1303	C	N3-C4-C5	-5.99	119.50	121.90
15	AO	54	ARG	NE-CZ-NH2	5.99	123.30	120.30
35	BA	27	G	C4-C5-N7	-5.99	108.40	110.80
35	BA	1180	C	C5-C6-N1	5.99	124.00	121.00
35	BA	1615	C	N3-C4-N4	5.99	122.19	118.00
35	BA	2750	A	C4-C5-C6	5.99	120.00	117.00
1	AA	1170	A	C2-N3-C4	-5.99	107.60	110.60
35	BA	1459	G	N9-C1'-C2'	5.99	121.79	114.00
35	BA	1668	A	N9-C4-C5	-5.99	103.40	105.80
35	BA	2152	G	N9-C4-C5	-5.99	103.00	105.40
35	BA	2495	G	N9-C4-C5	-5.99	103.00	105.40
1	AA	117	G	C8-N9-C4	5.99	108.80	106.40
1	AA	986	A	C5-N7-C8	-5.99	100.91	103.90
1	AA	1030	C	C6-N1-C2	-5.99	117.90	120.30
1	AA	1499	A	C8-N9-C4	-5.99	103.40	105.80
5	AE	120	THR	CA-CB-CG2	-5.99	104.01	112.40
35	BA	741	G	C8-N9-C4	5.99	108.80	106.40
1	AA	1189	C	N3-C4-C5	5.99	124.30	121.90
22	AV	63	G	C6-C5-N7	-5.99	126.81	130.40
35	BA	791	C	N3-C2-O2	-5.99	117.71	121.90
35	BA	1860	G	N1-C2-N2	5.99	121.59	116.20
35	BA	2826	A	C4-C5-N7	-5.99	107.71	110.70
22	AV	74	C	C3'-C2'-C1'	5.99	106.29	101.50
35	BA	1605	C	N1-C2-O2	5.99	122.49	118.90
35	BA	1609	A	C5'-C4'-C3'	-5.99	106.42	116.00
1	AA	292	G	C2-N3-C4	-5.99	108.91	111.90
1	AA	1268	A	N1-C6-N6	-5.99	115.01	118.60
3	AC	54	ARG	NE-CZ-NH2	5.99	123.29	120.30
22	AV	20	U	N1-C2-O2	5.99	126.99	122.80
35	BA	640	C	N3-C4-C5	-5.99	119.51	121.90
35	BA	739	G	N9-C4-C5	-5.99	103.01	105.40
35	BA	1588	C	C4-C5-C6	-5.99	114.41	117.40
35	BA	2542	A	C8-N9-C4	5.99	108.19	105.80
35	BA	2559	C	N3-C2-O2	5.99	126.09	121.90
39	BE	146	THR	CA-CB-CG2	-5.99	104.02	112.40
1	AA	329	A	N1-C2-N3	-5.98	126.31	129.30
1	AA	799	G	C5-C6-O6	-5.98	125.01	128.60
1	AA	802	A	C2-N3-C4	-5.98	107.61	110.60
35	BA	583	G	C8-N9-C4	-5.98	104.01	106.40
35	BA	2614	A	N3-C4-C5	5.98	130.99	126.80
1	AA	711	G	N7-C8-N9	-5.98	110.11	113.10
1	AA	888	G	N7-C8-N9	5.98	116.09	113.10

Continued on next page...

Continued from previous page...

Mol	Chain	Res	Type	Atoms	Z	Observed(°)	Ideal(°)
1	AA	1304	G	C4-C5-N7	-5.98	108.41	110.80
35	BA	78	A	C6-N1-C2	-5.98	115.01	118.60
35	BA	529	A	C5'-C4'-C3'	5.98	125.57	116.00
35	BA	1675	C	N3-C4-C5	-5.98	119.51	121.90
35	BA	1881	C	O4'-C1'-N1	5.98	112.99	108.20
35	BA	1900	A	N1-C2-N3	5.98	132.29	129.30
35	BA	1934	C	N3-C2-O2	5.98	126.09	121.90
41	BG	113	ARG	NE-CZ-NH2	5.98	123.29	120.30
1	AA	452	A	N9-C4-C5	-5.98	103.41	105.80
1	AA	919	A	N9-C4-C5	-5.98	103.41	105.80
35	BA	1055	G	C8-N9-C4	-5.98	104.01	106.40
35	BA	1190	G	C4-C5-C6	-5.98	115.21	118.80
35	BA	1690	A	C4-C5-C6	5.98	119.99	117.00
35	BA	2395	C	N1-C2-O2	5.98	122.49	118.90
35	BA	2865	U	N3-C4-O4	5.98	123.59	119.40
1	AA	516	U	C6-N1-C2	-5.98	117.41	121.00
35	BA	335	C	C5-C6-N1	-5.98	118.01	121.00
1	AA	552	U	C2-N3-C4	-5.98	123.41	127.00
1	AA	773	G	C8-N9-C4	5.98	108.79	106.40
1	AA	971	G	C4-C5-N7	-5.98	108.41	110.80
1	AA	1071	C	N1-C2-O2	-5.98	115.31	118.90
1	AA	1187	G	N7-C8-N9	5.98	116.09	113.10
1	AA	1391	U	C5-C6-N1	-5.98	119.71	122.70
3	AC	21	ARG	NE-CZ-NH2	-5.98	117.31	120.30
22	AV	10	G	C8-N9-C4	5.98	108.79	106.40
32	B7	3	ARG	NE-CZ-NH2	5.98	123.29	120.30
35	BA	1259	G	C6-N1-C2	5.98	128.69	125.10
35	BA	1594	G	C5'-C4'-O4'	5.98	116.27	109.10
35	BA	2387	U	N3-C4-O4	-5.98	115.22	119.40
51	BT	29	ARG	NE-CZ-NH2	-5.98	117.31	120.30
1	AA	717	C	N3-C4-N4	-5.98	113.82	118.00
1	AA	1010	G	N3-C2-N2	-5.98	115.72	119.90
1	AA	1436	U	N1-C2-O2	-5.98	118.62	122.80
35	BA	1095	A	N9-C1'-C2'	5.98	121.77	114.00
35	BA	1234	U	O4'-C1'-N1	5.98	112.98	108.20
1	AA	511	C	N1-C1'-C2'	5.97	121.77	114.00
22	AV	18	G	O4'-C1'-N9	-5.97	103.42	108.20
35	BA	407	G	C5-C6-O6	5.97	132.19	128.60
35	BA	610	G	N7-C8-N9	5.97	116.09	113.10
35	BA	987	G	N9-C4-C5	5.97	107.79	105.40
35	BA	1913	A	C8-N9-C4	-5.97	103.41	105.80
10	AJ	33	GLN	O-C-N	5.97	132.26	122.70

Continued on next page...

Continued from previous page...

Mol	Chain	Res	Type	Atoms	Z	Observed(°)	Ideal(°)
35	BA	1132	A	C4-C5-C6	-5.97	114.01	117.00
36	BB	69	G	C6-C5-N7	-5.97	126.82	130.40
49	BR	90	ARG	NE-CZ-NH2	-5.97	117.31	120.30
35	BA	1378	A	N1-C2-N3	5.97	132.28	129.30
35	BA	334	C	C5-C6-N1	-5.97	118.02	121.00
35	BA	454	A	C5-C6-N6	-5.97	118.92	123.70
35	BA	2769	C	C5-C6-N1	-5.97	118.02	121.00
49	BR	107	ASP	CB-CG-OD1	5.97	123.67	118.30
1	AA	1282	C	C5-C6-N1	5.97	123.98	121.00
35	BA	204	A	N1-C6-N6	-5.97	115.02	118.60
35	BA	1828	G	N1-C6-O6	-5.97	116.32	119.90
36	BB	36	C	N3-C4-C5	-5.97	119.51	121.90
36	BB	42	C	C4-C5-C6	5.97	120.38	117.40
1	AA	61	G	C6-C5-N7	-5.97	126.82	130.40
1	AA	1384	C	N1-C2-O2	5.97	122.48	118.90
1	AA	1432	G	C6-C5-N7	5.97	133.98	130.40
22	AV	72	A	C4-C5-C6	-5.97	114.02	117.00
1	AA	200	G	C5'-C4'-O4'	5.96	116.26	109.10
1	AA	396	G	C5-N7-C8	-5.96	101.32	104.30
1	AA	492	G	N3-C4-C5	5.96	131.58	128.60
1	AA	915	A	N1-C6-N6	5.96	122.18	118.60
1	AA	1344	C	C1'-O4'-C4'	-5.96	105.13	109.90
35	BA	157	U	C2-N3-C4	5.96	130.58	127.00
35	BA	387	U	N3-C2-O2	-5.96	118.03	122.20
35	BA	533	G	C5-C6-N1	-5.96	108.52	111.50
35	BA	620	G	N1-C6-O6	5.96	123.48	119.90
35	BA	1275	A	C4-C5-N7	-5.96	107.72	110.70
35	BA	1355	G	C4-C5-N7	5.96	113.19	110.80
35	BA	1519	G	N1-C6-O6	-5.96	116.32	119.90
35	BA	1833	U	C6-N1-C2	-5.96	117.42	121.00
35	BA	1099	G	N3-C4-N9	-5.96	122.42	126.00
35	BA	2751	G	O4'-C1'-N9	5.96	112.97	108.20
1	AA	142	G	C8-N9-C4	-5.96	104.02	106.40
1	AA	536	C	C4-C5-C6	5.96	120.38	117.40
1	AA	636	U	C5-C4-O4	5.96	129.48	125.90
1	AA	739	C	N1-C2-O2	-5.96	115.32	118.90
1	AA	746	A	N9-C4-C5	5.96	108.18	105.80
1	AA	1230	C	C5-C6-N1	5.96	123.98	121.00
35	BA	359	A	C1'-O4'-C4'	-5.96	105.13	109.90
35	BA	981	A	N1-C2-N3	5.96	132.28	129.30
37	BC	155	ARG	NE-CZ-NH2	-5.96	117.32	120.30
39	BE	84	PHE	CB-CG-CD1	5.96	124.97	120.80

Continued on next page...

Continued from previous page...

Mol	Chain	Res	Type	Atoms	Z	Observed(°)	Ideal(°)
1	AA	162	A	C5-N7-C8	-5.96	100.92	103.90
35	BA	256	A	C8-N9-C4	5.96	108.18	105.80
35	BA	506	G	C1'-O4'-C4'	-5.96	105.13	109.90
35	BA	699	A	C5-N7-C8	5.96	106.88	103.90
35	BA	968	G	C5-N7-C8	-5.96	101.32	104.30
35	BA	1063	G	N9-C4-C5	-5.96	103.02	105.40
35	BA	2426	A	N9-C4-C5	-5.96	103.42	105.80
1	AA	92	C	C6-N1-C2	-5.96	117.92	120.30
1	AA	782	A	C5-C6-N1	-5.96	114.72	117.70
1	AA	1100	C	N3-C4-N4	-5.96	113.83	118.00
35	BA	708	C	C2-N3-C4	5.96	122.88	119.90
35	BA	1971	A	N9-C1'-C2'	-5.96	105.45	112.00
35	BA	2306	C	N3-C2-O2	5.96	126.07	121.90
35	BA	2474	C	C4-C5-C6	-5.96	114.42	117.40
1	AA	179	A	C4-C5-N7	-5.96	107.72	110.70
1	AA	1019	C	C5-C6-N1	5.96	123.98	121.00
1	AA	1247	U	C5-C4-O4	-5.96	122.33	125.90
35	BA	536	A	C4-C5-C6	5.96	119.98	117.00
36	BB	33	G	N7-C8-N9	-5.96	110.12	113.10
35	BA	220	G	C4-C5-N7	-5.95	108.42	110.80
35	BA	1805	U	C5-C6-N1	5.95	125.68	122.70
1	AA	80	G	N9-C4-C5	-5.95	103.02	105.40
22	AV	37	A	C8-N9-C4	5.95	108.18	105.80
35	BA	2752	C	C6-N1-C2	-5.95	117.92	120.30
1	AA	168	G	N3-C2-N2	-5.95	115.73	119.90
1	AA	1236	A	C2-N3-C4	5.95	113.58	110.60
1	AA	1261	A	C6-N1-C2	-5.95	115.03	118.60
1	AA	480	U	C5-C4-O4	5.95	129.47	125.90
1	AA	758	G	N9-C4-C5	5.95	107.78	105.40
1	AA	1151	A	C2-N3-C4	-5.95	107.62	110.60
35	BA	476	G	C4-C5-N7	-5.95	108.42	110.80
35	BA	654(N)	G	C6-C5-N7	-5.95	126.83	130.40
35	BA	777	A	N7-C8-N9	-5.95	110.83	113.80
35	BA	930	U	C2-N3-C4	5.95	130.57	127.00
35	BA	2479	G	N7-C8-N9	-5.95	110.13	113.10
36	BB	23	G	N3-C2-N2	5.95	124.06	119.90
35	BA	1401	G	C8-N9-C4	-5.95	104.02	106.40
35	BA	2477	C	N3-C4-N4	-5.95	113.84	118.00
1	AA	901	A	N9-C4-C5	5.95	108.18	105.80
1	AA	1030(B)	C	N3-C4-N4	-5.95	113.84	118.00
1	AA	1111	A	N9-C4-C5	-5.95	103.42	105.80
35	BA	980	A	C8-N9-C4	-5.95	103.42	105.80

Continued on next page...

Continued from previous page...

Mol	Chain	Res	Type	Atoms	Z	Observed(°)	Ideal(°)
35	BA	1410	G	C5-C6-O6	5.95	132.17	128.60
35	BA	1507	A	N1-C6-N6	-5.95	115.03	118.60
35	BA	2320	A	C5-C6-N1	5.95	120.67	117.70
35	BA	2587	A	N7-C8-N9	-5.95	110.83	113.80
36	BB	97	G	N7-C8-N9	-5.95	110.13	113.10
1	AA	1526	G	N3-C4-N9	5.94	129.57	126.00
35	BA	477	A	C6-N1-C2	-5.94	115.03	118.60
35	BA	1614	A	C8-N9-C4	-5.94	103.42	105.80
35	BA	2464	C	N3-C4-C5	5.94	124.28	121.90
36	BB	30	C	C5-C6-N1	5.94	123.97	121.00
1	AA	571	U	C4-C5-C6	5.94	123.27	119.70
35	BA	764	A	N9-C4-C5	-5.94	103.42	105.80
35	BA	1052	C	C2-N3-C4	5.94	122.87	119.90
35	BA	1637	A	N1-C2-N3	5.94	132.27	129.30
35	BA	2081	C	N1-C2-O2	5.94	122.47	118.90
36	BB	118	G	N1-C6-O6	5.94	123.47	119.90
1	AA	704	A	C5-C6-N1	5.94	120.67	117.70
22	AV	44	A	N9-C4-C5	-5.94	103.42	105.80
35	BA	1264	G	C3'-C2'-C1'	5.94	106.25	101.50
35	BA	2525	G	C6-C5-N7	-5.94	126.84	130.40
1	AA	418	C	C6-N1-C2	5.94	122.67	120.30
1	AA	1402	C	C6-N1-C2	5.94	122.68	120.30
35	BA	334	C	C4-C5-C6	5.94	120.37	117.40
35	BA	983	A	N7-C8-N9	-5.94	110.83	113.80
35	BA	2385	C	C5-C4-N4	-5.94	116.04	120.20
1	AA	472	A	C3'-C2'-C1'	5.94	106.25	101.50
1	AA	998	G	O4'-C1'-N9	5.94	112.95	108.20
35	BA	1201	C	C5-C6-N1	-5.94	118.03	121.00
35	BA	2695	C	N3-C4-N4	5.94	122.16	118.00
21	AU	24	ARG	NE-CZ-NH2	5.94	123.27	120.30
35	BA	188	G	C4-C5-N7	-5.94	108.43	110.80
35	BA	344	G	N1-C2-N3	5.94	127.46	123.90
35	BA	1049	C	C5'-C4'-O4'	-5.94	101.98	109.10
1	AA	292	G	C4-C5-N7	5.93	113.17	110.80
1	AA	776	G	N9-C4-C5	5.93	107.77	105.40
1	AA	963	G	N9-C4-C5	5.93	107.77	105.40
1	AA	1527	C	N3-C2-O2	5.93	126.05	121.90
36	BB	75	G	C5'-C4'-O4'	5.93	116.22	109.10
1	AA	292	G	N9-C4-C5	-5.93	103.03	105.40
35	BA	25	U	C5-C6-N1	5.93	125.67	122.70
35	BA	467	G	C4'-C3'-C2'	-5.93	96.67	102.60
35	BA	558	G	C5-N7-C8	5.93	107.27	104.30

Continued on next page...

Continued from previous page...

Mol	Chain	Res	Type	Atoms	Z	Observed(°)	Ideal(°)
35	BA	606	U	C1'-O4'-C4'	-5.93	105.15	109.90
35	BA	786	C	C6-N1-C2	5.93	122.67	120.30
35	BA	854	G	N7-C8-N9	-5.93	110.13	113.10
35	BA	1203	G	C2-N3-C4	5.93	114.87	111.90
35	BA	1305	C	C4-C5-C6	5.93	120.37	117.40
35	BA	1580	A	C2-N3-C4	5.93	113.57	110.60
36	BB	64	C	C6-N1-C2	5.93	122.67	120.30
1	AA	1327	C	C6-N1-C2	-5.93	117.93	120.30
35	BA	1656	C	C2-N3-C4	5.93	122.87	119.90
1	AA	700	G	C6-N1-C2	-5.93	121.54	125.10
35	BA	33	U	C2-N3-C4	-5.93	123.44	127.00
35	BA	325	G	C4-C5-N7	5.93	113.17	110.80
35	BA	1682	G	C4-C5-N7	5.93	113.17	110.80
35	BA	1983	C	C6-N1-C2	5.93	122.67	120.30
35	BA	2414	G	O4'-C1'-N9	-5.93	103.46	108.20
1	AA	557	G	N1-C6-O6	-5.93	116.34	119.90
1	AA	964	A	C4'-C3'-C2'	5.93	108.53	102.60
35	BA	463	G	C8-N9-C4	-5.93	104.03	106.40
35	BA	1347	G	N1-C6-O6	5.93	123.46	119.90
35	BA	1486	A	C5-N7-C8	-5.93	100.94	103.90
1	AA	231	G	N3-C4-C5	-5.93	125.64	128.60
1	AA	521	G	C6-N1-C2	-5.93	121.54	125.10
35	BA	948	G	C2-N3-C4	5.93	114.86	111.90
35	BA	1309	G	N3-C4-C5	5.93	131.56	128.60
35	BA	2105	C	N1-C2-O2	5.93	122.46	118.90
35	BA	2145	C	C5-C4-N4	-5.93	116.05	120.20
35	BA	2189	U	N1-C2-O2	5.93	126.95	122.80
35	BA	2454	G	N9-C4-C5	-5.93	103.03	105.40
35	BA	2735	G	C8-N9-C4	5.93	108.77	106.40
1	AA	31	G	O4'-C1'-N9	-5.92	103.46	108.20
1	AA	298	A	C5-C6-N6	-5.92	118.96	123.70
13	AM	110	ARG	NE-CZ-NH2	-5.92	117.34	120.30
22	AV	21	A	N3-C4-N9	5.92	132.14	127.40
25	B0	32	ARG	NE-CZ-NH1	5.92	123.26	120.30
35	BA	917	A	C5-N7-C8	-5.92	100.94	103.90
35	BA	1588	C	C6-N1-C2	-5.92	117.93	120.30
35	BA	2518	A	C8-N9-C4	-5.92	103.43	105.80
35	BA	2792	G	N9-C4-C5	5.92	107.77	105.40
1	AA	382	A	N9-C4-C5	5.92	108.17	105.80
1	AA	1492	A	N9-C4-C5	-5.92	103.43	105.80
4	AD	3	ARG	NE-CZ-NH1	-5.92	117.34	120.30
35	BA	321	G	N3-C4-N9	-5.92	122.45	126.00

Continued on next page...

Continued from previous page...

Mol	Chain	Res	Type	Atoms	Z	Observed(°)	Ideal(°)
35	BA	1441	G	C3'-C2'-C1'	5.92	106.24	101.50
35	BA	1711	C	N3-C2-O2	-5.92	117.75	121.90
1	AA	276	G	C5-C6-O6	5.92	132.15	128.60
1	AA	413	G	N1-C6-O6	5.92	123.45	119.90
1	AA	610	G	C6-C5-N7	5.92	133.95	130.40
1	AA	1131	G	C5-C6-O6	-5.92	125.05	128.60
35	BA	1524	G	N9-C4-C5	-5.92	103.03	105.40
36	BB	100	A	C8-N9-C4	-5.92	103.43	105.80
35	BA	13	A	C2-N3-C4	-5.92	107.64	110.60
35	BA	359	A	C4-C5-N7	-5.92	107.74	110.70
35	BA	359	A	C5-N7-C8	5.92	106.86	103.90
35	BA	1021	A	C4-C5-C6	5.92	119.96	117.00
35	BA	1502	C	C6-N1-C2	5.92	122.67	120.30
35	BA	1776	G	O4'-C1'-N9	-5.92	103.46	108.20
35	BA	142(A)	C	C4-C5-C6	5.92	120.36	117.40
35	BA	654(K)	C	O4'-C4'-C3'	5.92	110.83	106.10
35	BA	952	G	N3-C4-N9	-5.92	122.45	126.00
35	BA	1808	U	C5-C6-N1	5.92	125.66	122.70
35	BA	2383	G	C8-N9-C4	-5.92	104.03	106.40
36	BB	76	G	C5-C6-O6	-5.92	125.05	128.60
40	BF	97	TYR	CB-CG-CD1	5.92	124.55	121.00
1	AA	314	C	N3-C4-C5	-5.92	119.53	121.90
1	AA	531	U	O4'-C4'-C3'	5.92	110.83	106.10
1	AA	889	A	O4'-C1'-N9	5.92	112.93	108.20
35	BA	590	A	N7-C8-N9	5.92	116.76	113.80
35	BA	968	G	C2-N3-C4	5.92	114.86	111.90
35	BA	1421	G	C6-C5-N7	-5.92	126.85	130.40
35	BA	1963	U	C5-C4-O4	-5.92	122.35	125.90
35	BA	2766	G	N7-C8-N9	5.92	116.06	113.10
41	BG	91	ARG	NE-CZ-NH1	5.92	123.26	120.30
1	AA	949	A	C2-N3-C4	5.92	113.56	110.60
35	BA	869	G	N1-C6-O6	-5.92	116.35	119.90
1	AA	142	G	C4-C5-N7	-5.91	108.44	110.80
13	AM	94	ARG	NE-CZ-NH1	-5.91	117.34	120.30
35	BA	312	G	C5-C6-N1	-5.91	108.54	111.50
35	BA	398	G	C4-C5-C6	-5.91	115.25	118.80
35	BA	1250	G	C6-C5-N7	5.91	133.95	130.40
35	BA	2080	G	C8-N9-C4	-5.91	104.03	106.40
1	AA	775	G	C4-C5-N7	5.91	113.17	110.80
35	BA	654(Q)	C	C6-N1-C2	-5.91	117.94	120.30
35	BA	1337	G	O5'-P-OP2	-5.91	100.38	105.70
1	AA	136	C	C4-C5-C6	5.91	120.36	117.40

Continued on next page...

Continued from previous page...

Mol	Chain	Res	Type	Atoms	Z	Observed(°)	Ideal(°)
1	AA	1269	A	N9-C4-C5	-5.91	103.44	105.80
35	BA	271(W)	G	C4-C5-N7	-5.91	108.44	110.80
35	BA	703	U	C5-C6-N1	-5.91	119.74	122.70
35	BA	903	C	N1-C2-O2	-5.91	115.35	118.90
35	BA	1038	C	N3-C4-C5	5.91	124.26	121.90
35	BA	1922	G	C4-C5-N7	5.91	113.16	110.80
35	BA	2176	A	C3'-C2'-C1'	-5.91	96.77	101.50
1	AA	1525	G	N1-C6-O6	5.91	123.44	119.90
35	BA	713	G	C2-N3-C4	5.91	114.86	111.90
35	BA	961	C	N1-C1'-C2'	5.91	121.68	114.00
35	BA	1641	A	N1-C6-N6	-5.91	115.06	118.60
1	AA	63	C	N1-C2-N3	-5.91	115.06	119.20
1	AA	1131	G	C8-N9-C4	-5.91	104.04	106.40
35	BA	90	U	C6-N1-C2	-5.91	117.46	121.00
35	BA	151	C	C5'-C4'-O4'	5.91	116.19	109.10
35	BA	887	A	C4-C5-C6	5.91	119.95	117.00
35	BA	1193	G	N1-C2-N3	-5.91	120.36	123.90
35	BA	2532	G	O4'-C1'-N9	5.91	112.93	108.20
36	BB	86	G	C8-N9-C4	-5.91	104.04	106.40
1	AA	116	A	C4-C5-C6	5.91	119.95	117.00
1	AA	1531	A	N1-C6-N6	5.91	122.14	118.60
31	B6	9	LEU	N-CA-C	5.91	126.95	111.00
35	BA	1049	C	C1'-O4'-C4'	-5.91	105.18	109.90
35	BA	1702	G	N3-C4-C5	5.91	131.55	128.60
35	BA	2638	G	C5-C6-O6	-5.91	125.06	128.60
51	BT	80	SER	N-CA-C	5.91	126.95	111.00
1	AA	848	C	C2-N3-C4	-5.90	116.95	119.90
13	AM	29	ARG	NE-CZ-NH2	5.90	123.25	120.30
35	BA	305	U	C2-N3-C4	5.90	130.54	127.00
35	BA	454	A	C5-N7-C8	-5.90	100.95	103.90
35	BA	827	U	C4-C5-C6	5.90	123.24	119.70
35	BA	1458	C	N3-C4-C5	-5.90	119.54	121.90
35	BA	1877	A	N1-C2-N3	5.90	132.25	129.30
36	BB	49	C	N3-C4-C5	-5.90	119.54	121.90
1	AA	156	G	C6-C5-N7	-5.90	126.86	130.40
1	AA	666	G	N3-C2-N2	5.90	124.03	119.90
1	AA	871	U	C5-C4-O4	-5.90	122.36	125.90
35	BA	1171	G	C1'-O4'-C4'	-5.90	105.18	109.90
35	BA	2046	G	C5-N7-C8	-5.90	101.35	104.30
35	BA	2306	C	N1-C2-N3	-5.90	115.07	119.20
36	BB	25	A	N7-C8-N9	-5.90	110.85	113.80
55	BX	28	PHE	CB-CG-CD1	-5.90	116.67	120.80

Continued on next page...

Continued from previous page...

Mol	Chain	Res	Type	Atoms	Z	Observed(°)	Ideal(°)
35	BA	598	G	N9-C1'-C2'	-5.90	105.51	112.00
35	BA	1789	A	N9-C4-C5	5.90	108.16	105.80
1	AA	1386	G	C5'-C4'-O4'	5.90	116.18	109.10
23	AX	15	A	O4'-C1'-N9	-5.90	103.48	108.20
35	BA	123	G	N1-C2-N3	5.90	127.44	123.90
35	BA	481	G	N7-C8-N9	-5.90	110.15	113.10
35	BA	614(B)	G	C6-C5-N7	5.90	133.94	130.40
35	BA	1526	G	C6-N1-C2	-5.90	121.56	125.10
36	BB	39	A	C6-C5-N7	5.90	136.43	132.30
1	AA	1442	G	C4-C5-C6	-5.90	115.26	118.80
35	BA	684	G	N1-C6-O6	-5.90	116.36	119.90
35	BA	2255	G	C6-N1-C2	5.90	128.64	125.10
35	BA	2805	G	C8-N9-C4	-5.90	104.04	106.40
36	BB	72	G	N7-C8-N9	5.90	116.05	113.10
1	AA	608	A	N9-C4-C5	5.89	108.16	105.80
35	BA	23	G	C6-N1-C2	5.89	128.64	125.10
35	BA	205	G	N1-C6-O6	5.89	123.44	119.90
35	BA	516	C	C2-N1-C1'	5.89	125.28	118.80
35	BA	556	G	C4-C5-N7	5.89	113.16	110.80
35	BA	817	C	C1'-O4'-C4'	-5.89	105.19	109.90
35	BA	1245	G	N7-C8-N9	-5.89	110.15	113.10
35	BA	2267	A	N3-C4-C5	5.89	130.93	126.80
35	BA	2271	G	C2-N3-C4	-5.89	108.95	111.90
35	BA	2405	G	C5-C6-O6	-5.89	125.06	128.60
1	AA	88	A	N1-C2-N3	5.89	132.25	129.30
1	AA	1028	C	N3-C4-N4	5.89	122.12	118.00
1	AA	1077	G	O4'-C1'-N9	5.89	112.91	108.20
22	AV	57	A	C5-C6-N1	5.89	120.65	117.70
35	BA	744	G	C6-C5-N7	-5.89	126.86	130.40
35	BA	1989	G	C4-C5-C6	-5.89	115.26	118.80
35	BA	2730	C	C4'-C3'-C2'	5.89	108.49	102.60
35	BA	444	C	C6-N1-C2	-5.89	117.94	120.30
1	AA	873	A	N7-C8-N9	5.89	116.75	113.80
35	BA	438	G	N3-C2-N2	5.89	124.02	119.90
35	BA	2266	A	O4'-C1'-N9	5.89	112.91	108.20
35	BA	2584	U	C5-C6-N1	5.89	125.64	122.70
35	BA	2630	G	C5-C6-N1	5.89	114.44	111.50
1	AA	524	G	C8-N9-C4	5.89	108.75	106.40
1	AA	1250	A	N9-C4-C5	5.89	108.16	105.80
1	AA	1520	G	N3-C4-N9	5.89	129.53	126.00
23	AX	21	C	N3-C4-C5	5.89	124.25	121.90
35	BA	144	C	O4'-C1'-N1	5.89	112.91	108.20

Continued on next page...

Continued from previous page...

Mol	Chain	Res	Type	Atoms	Z	Observed(°)	Ideal(°)
35	BA	328	U	O4'-C1'-N1	5.89	112.91	108.20
35	BA	551	G	C6-C5-N7	-5.89	126.87	130.40
35	BA	863	A	C5-C6-N1	-5.89	114.76	117.70
35	BA	2527	C	C6-N1-C2	-5.89	117.94	120.30
1	AA	481	G	C6-N1-C2	5.88	128.63	125.10
1	AA	937	A	C4-C5-N7	5.88	113.64	110.70
35	BA	267	C	N3-C4-C5	-5.88	119.55	121.90
35	BA	2487	G	C5-N7-C8	5.88	107.24	104.30
1	AA	238	G	C5-C6-N1	5.88	114.44	111.50
35	BA	1561	G	C1'-O4'-C4'	-5.88	105.19	109.90
39	BE	168	MET	N-CA-C	5.88	126.88	111.00
1	AA	129	U	C5-C6-N1	-5.88	119.76	122.70
1	AA	783	C	N3-C4-C5	5.88	124.25	121.90
1	AA	812	C	C6-N1-C2	5.88	122.65	120.30
24	AY	325	LEU	CB-CG-CD1	-5.88	101.00	111.00
35	BA	93	G	C5-C6-N1	5.88	114.44	111.50
35	BA	609	A	C5-C6-N1	-5.88	114.76	117.70
35	BA	1376	C	C2-N3-C4	-5.88	116.96	119.90
35	BA	2491	U	N3-C4-C5	5.88	118.13	114.60
35	BA	2645	G	C5-C6-O6	-5.88	125.07	128.60
1	AA	150	C	N3-C2-O2	5.88	126.02	121.90
1	AA	605	U	O4'-C1'-N1	5.88	112.90	108.20
35	BA	48	G	C2-N3-C4	5.88	114.84	111.90
35	BA	309	G	C4-C5-C6	5.88	122.33	118.80
35	BA	578	A	O4'-C1'-N9	5.88	112.90	108.20
35	BA	1268	A	C2-N3-C4	-5.88	107.66	110.60
35	BA	2350	C	N3-C4-C5	-5.88	119.55	121.90
35	BA	2467	C	N1-C2-O2	-5.88	115.37	118.90
35	BA	2475	C	O5'-P-OP2	-5.88	100.41	105.70
1	AA	57	G	C4-C5-N7	5.88	113.15	110.80
1	AA	370	C	N3-C4-N4	5.88	122.11	118.00
1	AA	642	A	C5-C6-N1	5.88	120.64	117.70
1	AA	944	G	C8-N9-C4	5.88	108.75	106.40
35	BA	790	C	C5-C6-N1	5.88	123.94	121.00
35	BA	840	C	C6-N1-C2	5.88	122.65	120.30
35	BA	1773	A	C4-C5-C6	5.88	119.94	117.00
1	AA	326	G	C5-C6-O6	5.88	132.12	128.60
1	AA	851	G	N3-C4-C5	-5.88	125.66	128.60
35	BA	1236	G	N9-C1'-C2'	5.88	121.64	114.00
35	BA	2735	G	C6-N1-C2	5.88	128.62	125.10
1	AA	134	A	C4-C5-C6	5.87	119.94	117.00
1	AA	329	A	C5-N7-C8	-5.87	100.96	103.90

Continued on next page...

Continued from previous page...

Mol	Chain	Res	Type	Atoms	Z	Observed(°)	Ideal(°)
33	B8	46	ARG	NE-CZ-NH2	-5.87	117.36	120.30
35	BA	10	G	C6-N1-C2	-5.87	121.58	125.10
35	BA	297	C	C1'-O4'-C4'	-5.87	105.20	109.90
35	BA	322	A	C6-N1-C2	-5.87	115.08	118.60
35	BA	1465	G	N1-C6-O6	5.87	123.42	119.90
35	BA	2445	G	C4-C5-N7	-5.87	108.45	110.80
1	AA	1267	C	C4'-C3'-C2'	-5.87	96.73	102.60
25	B0	45	PHE	CB-CG-CD1	5.87	124.91	120.80
32	B7	28	ARG	NE-CZ-NH2	-5.87	117.36	120.30
35	BA	2430	A	N1-C2-N3	5.87	132.24	129.30
35	BA	1337	G	N1-C6-O6	5.87	123.42	119.90
1	AA	869	G	N1-C6-O6	5.87	123.42	119.90
1	AA	1095	U	C5-C6-N1	5.87	125.64	122.70
35	BA	1091	G	N3-C2-N2	5.87	124.01	119.90
35	BA	1171	G	C4-C5-C6	5.87	122.32	118.80
35	BA	1825	A	C5-C6-N1	-5.87	114.77	117.70
35	BA	1994	C	N3-C4-C5	-5.87	119.55	121.90
35	BA	2311	A	C1'-O4'-C4'	5.87	114.59	109.90
1	AA	442	C	N3-C4-C5	5.87	124.25	121.90
1	AA	613	C	O4'-C1'-N1	5.87	112.89	108.20
35	BA	1398	C	N1-C2-O2	5.87	122.42	118.90
35	BA	2048	G	N1-C2-N3	-5.87	120.38	123.90
35	BA	437	G	N9-C4-C5	5.87	107.75	105.40
35	BA	1326	U	C5'-C4'-O4'	-5.87	102.06	109.10
35	BA	2081	C	N3-C2-O2	-5.87	117.79	121.90
1	AA	253	U	C4'-C3'-C2'	-5.86	96.74	102.60
1	AA	455	C	C3'-C2'-C1'	5.86	106.19	101.50
1	AA	558	G	N9-C4-C5	5.86	107.75	105.40
1	AA	1156	G	N9-C4-C5	5.86	107.75	105.40
1	AA	1218	C	C2-N1-C1'	5.86	125.25	118.80
35	BA	1277	G	C6-N1-C2	-5.86	121.58	125.10
35	BA	1599	C	C5-C6-N1	5.86	123.93	121.00
35	BA	1654	A	C3'-C2'-C1'	5.86	106.19	101.50
35	BA	2188	C	C3'-C2'-C1'	-5.86	96.81	101.50
1	AA	309	G	C6-N1-C2	-5.86	121.58	125.10
35	BA	476	G	C6-N1-C2	5.86	128.62	125.10
35	BA	2053	G	N1-C6-O6	5.86	123.42	119.90
1	AA	717	C	C5-C4-N4	5.86	124.30	120.20
35	BA	404	C	N3-C4-C5	-5.86	119.56	121.90
35	BA	409	C	C1'-O4'-C4'	-5.86	105.21	109.90
35	BA	1509(B)	A	C8-N9-C4	-5.86	103.46	105.80
35	BA	1895	C	N3-C2-O2	-5.86	117.80	121.90

Continued on next page...

Continued from previous page...

Mol	Chain	Res	Type	Atoms	Z	Observed(°)	Ideal(°)
35	BA	2449	U	N1-C1'-C2'	5.86	121.62	114.00
35	BA	2641	G	N1-C2-N3	5.86	127.42	123.90
35	BA	2852	G	C2-N3-C4	5.86	114.83	111.90
1	AA	274	A	C4-C5-C6	-5.86	114.07	117.00
35	BA	622	G	C6-N1-C2	5.86	128.62	125.10
35	BA	700	G	O4'-C1'-N9	5.86	112.89	108.20
1	AA	670	G	C5-C6-N1	5.86	114.43	111.50
1	AA	1508	G	N7-C8-N9	5.86	116.03	113.10
35	BA	107	C	N3-C4-C5	-5.86	119.56	121.90
35	BA	1660	C	C2-N3-C4	5.86	122.83	119.90
35	BA	1947	C	N3-C4-C5	5.86	124.24	121.90
1	AA	60	A	C2'-C3'-O3'	5.86	123.07	113.70
1	AA	1263	C	N3-C4-C5	-5.86	119.56	121.90
35	BA	865	C	N3-C4-C5	-5.86	119.56	121.90
35	BA	1907	G	N7-C8-N9	-5.86	110.17	113.10
35	BA	2499	C	C5-C6-N1	-5.86	118.07	121.00
1	AA	1115	C	C5-C4-N4	-5.85	116.10	120.20
35	BA	1629	U	N3-C4-C5	5.85	118.11	114.60
35	BA	2377	A	C5-C6-N6	5.85	128.38	123.70
35	BA	2482	G	C5-C6-N1	5.85	114.43	111.50
1	AA	324	G	N3-C4-N9	-5.85	122.49	126.00
1	AA	556	C	N3-C4-C5	5.85	124.24	121.90
1	AA	660	G	N3-C4-N9	5.85	129.51	126.00
1	AA	1179	A	C2-N3-C4	-5.85	107.67	110.60
35	BA	282	A	C2-N3-C4	-5.85	107.67	110.60
35	BA	358	U	C5-C4-O4	5.85	129.41	125.90
35	BA	628	G	N7-C8-N9	5.85	116.03	113.10
35	BA	636	G	C6-C5-N7	5.85	133.91	130.40
35	BA	1059	G	N9-C4-C5	5.85	107.74	105.40
35	BA	2320	A	N1-C2-N3	-5.85	126.37	129.30
35	BA	2453	A	N7-C8-N9	5.85	116.73	113.80
35	BA	2697	G	N9-C4-C5	5.85	107.74	105.40
46	BO	40	VAL	N-CA-C	-5.85	95.20	111.00
1	AA	1047	G	C4-C5-C6	5.85	122.31	118.80
35	BA	1063	G	N1-C2-N3	-5.85	120.39	123.90
35	BA	1712	C	N3-C2-O2	5.85	126.00	121.90
35	BA	2013	A	N1-C2-N3	-5.85	126.38	129.30
51	BT	3	ARG	NE-CZ-NH1	5.85	123.23	120.30
14	AN	21	TYR	CB-CG-CD2	5.85	124.51	121.00
22	AV	61	C	C2-N3-C4	5.85	122.83	119.90
35	BA	313	C	N3-C2-O2	-5.85	117.81	121.90
35	BA	670	A	C4-C5-N7	-5.85	107.78	110.70

Continued on next page...

Continued from previous page...

Mol	Chain	Res	Type	Atoms	Z	Observed(°)	Ideal(°)
35	BA	691	C	C2-N3-C4	-5.85	116.97	119.90
35	BA	761	A	N3-C4-N9	-5.85	122.72	127.40
35	BA	1427	A	C2'-C3'-O3'	5.85	123.06	113.70
35	BA	1570	A	C2-N3-C4	-5.85	107.67	110.60
35	BA	1621	U	N3-C4-C5	5.85	118.11	114.60
35	BA	2169	A	O4'-C1'-N9	-5.85	103.52	108.20
35	BA	2531	A	N9-C4-C5	-5.85	103.46	105.80
35	BA	2830	G	C5-N7-C8	5.85	107.22	104.30
36	BB	95	C	C4-C5-C6	-5.85	114.47	117.40
1	AA	260	G	C4-C5-N7	-5.85	108.46	110.80
1	AA	474	G	N3-C4-N9	-5.85	122.49	126.00
1	AA	721	G	C2-N3-C4	-5.85	108.98	111.90
35	BA	28	A	C4-C5-C6	-5.85	114.08	117.00
35	BA	340	A	N7-C8-N9	-5.85	110.88	113.80
35	BA	379	G	C4-C5-N7	5.85	113.14	110.80
35	BA	662	G	N3-C4-N9	5.85	129.51	126.00
35	BA	888	C	C6-N1-C2	-5.85	117.96	120.30
35	BA	1221	C	O4'-C1'-N1	-5.85	103.52	108.20
35	BA	2002	G	C3'-C2'-C1'	5.85	106.18	101.50
35	BA	2038	G	N7-C8-N9	-5.85	110.18	113.10
35	BA	2531	A	C2-N3-C4	5.85	113.52	110.60
35	BA	2822	G	C8-N9-C4	-5.85	104.06	106.40
1	AA	1236	A	O4'-C1'-C2'	5.85	112.86	107.60
23	AX	11	U	C4-C5-C6	5.85	123.21	119.70
35	BA	2434	A	N1-C6-N6	5.85	122.11	118.60
35	BA	2567	G	N7-C8-N9	5.85	116.02	113.10
1	AA	964	A	O4'-C1'-N9	-5.84	103.53	108.20
35	BA	1056	G	C5-C6-O6	-5.84	125.09	128.60
35	BA	2570	G	C8-N9-C4	-5.84	104.06	106.40
35	BA	2686	G	N1-C2-N3	5.84	127.41	123.90
35	BA	2864	G	N1-C6-O6	-5.84	116.39	119.90
36	BB	66	A	N1-C6-N6	5.84	122.11	118.60
36	BB	79	C	C4-C5-C6	5.84	120.32	117.40
1	AA	929	G	C2-N3-C4	5.84	114.82	111.90
1	AA	1009	G	C4-C5-N7	-5.84	108.46	110.80
35	BA	2107	C	N1-C2-O2	-5.84	115.39	118.90
1	AA	177	C	C5-C6-N1	-5.84	118.08	121.00
1	AA	362	G	C8-N9-C4	5.84	108.74	106.40
1	AA	1368	G	N9-C4-C5	5.84	107.74	105.40
10	AJ	58	ASP	CB-CG-OD1	-5.84	113.04	118.30
35	BA	513	A	C1'-O4'-C4'	-5.84	105.23	109.90
35	BA	1141	U	N1-C1'-C2'	5.84	121.59	114.00

Continued on next page...

Continued from previous page...

Mol	Chain	Res	Type	Atoms	Z	Observed(°)	Ideal(°)
35	BA	2453	A	C6-N1-C2	-5.84	115.09	118.60
35	BA	2764	A	C1'-O4'-C4'	-5.84	105.23	109.90
1	AA	93	G	N1-C2-N2	-5.84	110.94	116.20
1	AA	189(H)	G	N3-C4-N9	-5.84	122.50	126.00
1	AA	1386	G	N9-C4-C5	-5.84	103.06	105.40
35	BA	272	G	C2-N3-C4	-5.84	108.98	111.90
35	BA	510	C	N3-C4-C5	-5.84	119.56	121.90
35	BA	1351	C	OP2-P-O3'	5.84	118.05	105.20
35	BA	1422	G	N1-C6-O6	5.84	123.40	119.90
36	BB	23	G	N7-C8-N9	-5.84	110.18	113.10
1	AA	574	A	C8-N9-C4	5.84	108.14	105.80
1	AA	1442(A)	G	N1-C2-N2	5.84	121.45	116.20
35	BA	1757	U	N1-C2-N3	-5.84	111.40	114.90
1	AA	189(B)	C	C4-C5-C6	-5.84	114.48	117.40
1	AA	1180	A	C6-N1-C2	5.84	122.10	118.60
35	BA	49	A	N9-C4-C5	-5.84	103.47	105.80
35	BA	946	G	C5-C6-N1	-5.84	108.58	111.50
35	BA	1786	A	O4'-C1'-C2'	-5.84	99.96	105.80
35	BA	1799	G	N9-C4-C5	-5.84	103.06	105.40
35	BA	2311	A	C5-C6-N1	5.84	120.62	117.70
1	AA	35	G	C5-N7-C8	5.83	107.22	104.30
35	BA	653	A	O4'-C1'-N9	5.83	112.87	108.20
35	BA	1932	A	C4-C5-N7	-5.83	107.78	110.70
36	BB	21	G	C4-C5-N7	-5.83	108.47	110.80
1	AA	731	G	N1-C6-O6	-5.83	116.40	119.90
1	AA	1089	G	N3-C4-N9	5.83	129.50	126.00
1	AA	1318	A	N9-C4-C5	-5.83	103.47	105.80
35	BA	54	G	N9-C4-C5	5.83	107.73	105.40
35	BA	279	C	N1-C2-O2	-5.83	115.40	118.90
35	BA	538	G	C4-C5-N7	-5.83	108.47	110.80
35	BA	957	A	C2-N3-C4	5.83	113.52	110.60
35	BA	1012	U	N1-C2-O2	-5.83	118.72	122.80
35	BA	1528	A	N9-C4-C5	5.83	108.13	105.80
1	AA	816	A	C4-C5-N7	5.83	113.62	110.70
4	AD	106	TYR	CG-CD2-CE2	5.83	125.97	121.30
35	BA	30	G	C4-C5-C6	-5.83	115.30	118.80
35	BA	190	A	N1-C2-N3	-5.83	126.39	129.30
35	BA	316	C	N3-C4-N4	5.83	122.08	118.00
35	BA	816	C	O4'-C1'-N1	-5.83	103.53	108.20
35	BA	1309	G	N9-C4-C5	-5.83	103.07	105.40
35	BA	1311	G	O4'-C4'-C3'	5.83	110.77	106.10
35	BA	1983	C	N3-C4-N4	-5.83	113.92	118.00

Continued on next page...

Continued from previous page...

Mol	Chain	Res	Type	Atoms	Z	Observed(°)	Ideal(°)
35	BA	2080	G	N9-C4-C5	5.83	107.73	105.40
35	BA	2266	A	C8-N9-C4	5.83	108.13	105.80
35	BA	2515	C	C5-C6-N1	5.83	123.92	121.00
1	AA	77	G	O4'-C1'-N9	-5.83	103.54	108.20
1	AA	1072	G	C6-N1-C2	5.83	128.60	125.10
1	AA	1080	A	N7-C8-N9	5.83	116.72	113.80
35	BA	693	C	N1-C2-O2	5.83	122.40	118.90
35	BA	1400	G	C5-C6-N1	5.83	114.42	111.50
35	BA	1762	A	C5-C6-N1	5.83	120.61	117.70
35	BA	2018	G	N9-C4-C5	-5.83	103.07	105.40
1	AA	631	G	C5-C6-N1	5.83	114.42	111.50
1	AA	1392	G	N1-C6-O6	5.83	123.40	119.90
1	AA	1433	A	N1-C2-N3	-5.83	126.39	129.30
21	AU	7	ARG	NE-CZ-NH2	-5.83	117.39	120.30
35	BA	1056	G	N9-C4-C5	5.83	107.73	105.40
35	BA	1071	G	N3-C4-N9	-5.83	122.50	126.00
35	BA	1394	U	O4'-C1'-N1	-5.83	103.54	108.20
35	BA	1469	A	C5-C6-N1	-5.83	114.79	117.70
35	BA	480	A	C1'-O4'-C4'	5.83	114.56	109.90
35	BA	1605	C	C1'-O4'-C4'	-5.83	105.24	109.90
22	AV	66	C	N1-C2-N3	-5.83	115.12	119.20
35	BA	1074	G	C5-C6-N1	-5.83	108.59	111.50
35	BA	2092	U	C2-N3-C4	-5.83	123.50	127.00
35	BA	2118	U	C4-C5-C6	-5.83	116.20	119.70
35	BA	2401	U	C3'-C2'-C1'	5.83	106.16	101.50
35	BA	2824	C	C4-C5-C6	5.83	120.31	117.40
41	BG	89	GLY	N-CA-C	-5.83	98.53	113.10
1	AA	1156	G	C5-C6-O6	5.82	132.09	128.60
6	AF	59	TYR	CB-CG-CD2	-5.82	117.51	121.00
35	BA	2181	G	C4-C5-N7	-5.82	108.47	110.80
38	BD	91	ARG	NH1-CZ-NH2	5.82	125.81	119.40
51	BT	101	PHE	CB-CG-CD1	-5.82	116.72	120.80
1	AA	547	A	N1-C2-N3	-5.82	126.39	129.30
1	AA	898	G	N3-C4-C5	5.82	131.51	128.60
1	AA	1153	C	C2-N3-C4	5.82	122.81	119.90
35	BA	1921	G	C5-C6-O6	-5.82	125.11	128.60
1	AA	366	C	C4'-C3'-C2'	5.82	108.42	102.60
1	AA	367	U	N3-C2-O2	5.82	126.27	122.20
1	AA	515	G	C6-C5-N7	-5.82	126.91	130.40
1	AA	913	A	C4'-C3'-C2'	5.82	108.42	102.60
1	AA	1248	A	P-O5'-C5'	5.82	130.21	120.90
35	BA	468	G	C8-N9-C4	-5.82	104.07	106.40

Continued on next page...

Continued from previous page...

Mol	Chain	Res	Type	Atoms	Z	Observed(°)	Ideal(°)
35	BA	632	A	C5-N7-C8	5.82	106.81	103.90
35	BA	1349	A	C5-C6-N1	5.82	120.61	117.70
35	BA	2176	A	N1-C2-N3	5.82	132.21	129.30
35	BA	2200	C	O4'-C1'-N1	-5.82	103.54	108.20
36	BB	85	G	O4'-C1'-N9	5.82	112.86	108.20
35	BA	2401	U	O4'-C4'-C3'	5.82	110.75	106.10
39	BE	199	ARG	NE-CZ-NH1	-5.82	117.39	120.30
1	AA	614	A	N1-C2-N3	5.82	132.21	129.30
35	BA	642	G	C5-C6-O6	5.82	132.09	128.60
35	BA	808	G	C8-N9-C4	-5.82	104.07	106.40
35	BA	1190	G	C5-C6-N1	5.82	114.41	111.50
35	BA	1459	G	C5-N7-C8	5.82	107.21	104.30
35	BA	2000	G	O4'-C1'-N9	5.82	112.85	108.20
35	BA	2730	C	N3-C2-O2	-5.82	117.83	121.90
40	BF	44	ARG	NE-CZ-NH1	-5.82	117.39	120.30
1	AA	262	A	C4-C5-C6	5.82	119.91	117.00
1	AA	639	G	C4-C5-N7	5.82	113.13	110.80
1	AA	749	C	N3-C4-C5	5.82	124.23	121.90
1	AA	824	C	C6-N1-C2	5.82	122.63	120.30
1	AA	1376	U	O4'-C1'-N1	5.82	112.85	108.20
7	AG	149	ARG	NE-CZ-NH1	5.82	123.21	120.30
35	BA	567	A	C4-C5-C6	5.82	119.91	117.00
35	BA	664	C	C5-C6-N1	5.82	123.91	121.00
35	BA	2121	G	N3-C2-N2	-5.82	115.83	119.90
1	AA	283	C	C2-N3-C4	5.81	122.81	119.90
1	AA	861	G	N3-C2-N2	5.81	123.97	119.90
1	AA	1068	G	C5'-C4'-C3'	5.81	125.30	116.00
1	AA	1423	G	N3-C4-N9	-5.81	122.51	126.00
1	AA	1527	C	C6-N1-C2	5.81	122.63	120.30
35	BA	460	A	N7-C8-N9	5.81	116.71	113.80
35	BA	1005	C	C6-N1-C2	5.81	122.62	120.30
35	BA	271(Z)	C	C2-N3-C4	-5.81	116.99	119.90
35	BA	1108	U	C2-N3-C4	5.81	130.49	127.00
35	BA	2050	C	N1-C2-O2	5.81	122.39	118.90
35	BA	2304	G	C4-C5-N7	5.81	113.12	110.80
35	BA	2568	C	C4-C5-C6	5.81	120.31	117.40
1	AA	869	G	C6-C5-N7	5.81	133.89	130.40
1	AA	1500	A	C4-C5-N7	-5.81	107.79	110.70
35	BA	376	C	C5-C6-N1	5.81	123.91	121.00
35	BA	1303	G	C6-N1-C2	5.81	128.59	125.10
35	BA	1688	U	C5-C4-O4	5.81	129.39	125.90
46	BO	71	ARG	CD-NE-CZ	5.81	131.74	123.60

Continued on next page...

Continued from previous page...

Mol	Chain	Res	Type	Atoms	Z	Observed(°)	Ideal(°)
1	AA	327	A	N9-C4-C5	5.81	108.12	105.80
17	AQ	72	ARG	NE-CZ-NH1	-5.81	117.40	120.30
35	BA	271(C)	C	C5-C4-N4	-5.81	116.13	120.20
35	BA	981	A	O4'-C1'-N9	-5.81	103.55	108.20
35	BA	1436	G	N3-C2-N2	-5.81	115.83	119.90
35	BA	2802	G	N9-C1'-C2'	5.81	121.55	114.00
1	AA	17	U	C2-N3-C4	-5.81	123.52	127.00
1	AA	42	G	N3-C4-C5	-5.81	125.70	128.60
7	AG	41	ARG	NE-CZ-NH1	-5.81	117.40	120.30
22	AV	59	A	N1-C2-N3	-5.81	126.40	129.30
35	BA	82	G	C6-C5-N7	5.81	133.88	130.40
35	BA	328	U	C5-C4-O4	-5.81	122.42	125.90
35	BA	401	A	C4-C5-C6	5.81	119.90	117.00
35	BA	1918	A	C8-N9-C4	5.81	108.12	105.80
35	BA	2171	A	C8-N9-C4	5.81	108.12	105.80
35	BA	2269	A	N3-C4-C5	5.81	130.87	126.80
35	BA	2682	U	C2-N3-C4	5.81	130.48	127.00
38	BD	222	ARG	NE-CZ-NH1	-5.81	117.40	120.30
35	BA	1176	G	N3-C4-C5	5.81	131.50	128.60
1	AA	64	G	C8-N9-C4	5.80	108.72	106.40
1	AA	101	A	N1-C6-N6	-5.80	115.12	118.60
1	AA	189(B)	C	N3-C2-O2	5.80	125.96	121.90
1	AA	274	A	N7-C8-N9	5.80	116.70	113.80
35	BA	845	G	N1-C6-O6	-5.80	116.42	119.90
35	BA	1446	C	N1-C2-O2	5.80	122.38	118.90
35	BA	1952	A	C2-N3-C4	5.80	113.50	110.60
35	BA	2852	G	C5-N7-C8	5.80	107.20	104.30
48	BQ	25	ASP	CB-CG-OD2	-5.80	113.08	118.30
1	AA	77	G	N7-C8-N9	5.80	116.00	113.10
1	AA	500	G	C5-C6-N1	-5.80	108.60	111.50
1	AA	1265	G	C4-C5-N7	-5.80	108.48	110.80
24	AY	259	PHE	CB-CG-CD2	5.80	124.86	120.80
35	BA	55	G	C2-N3-C4	5.80	114.80	111.90
35	BA	687	C	O4'-C1'-N1	5.80	112.84	108.20
35	BA	1806	C	C5-C6-N1	5.80	123.90	121.00
35	BA	2028	U	N3-C4-C5	-5.80	111.12	114.60
1	AA	1232	U	C5-C4-O4	5.80	129.38	125.90
16	AP	26	ARG	NE-CZ-NH1	-5.80	117.40	120.30
35	BA	538	G	N1-C6-O6	5.80	123.38	119.90
35	BA	551	G	N1-C2-N3	5.80	127.38	123.90
35	BA	1593	G	C8-N9-C4	-5.80	104.08	106.40
35	BA	1828	G	C5-C6-O6	5.80	132.08	128.60

Continued on next page...

Continued from previous page...

Mol	Chain	Res	Type	Atoms	Z	Observed(°)	Ideal(°)
35	BA	2465	C	N3-C4-C5	5.80	124.22	121.90
1	AA	295	C	N3-C4-N4	-5.80	113.94	118.00
1	AA	758	G	C5-C6-O6	-5.80	125.12	128.60
1	AA	1040	U	C5-C4-O4	5.80	129.38	125.90
9	AI	20	ARG	NE-CZ-NH1	5.80	123.20	120.30
35	BA	2063	C	C4-C5-C6	5.80	120.30	117.40
51	BT	30	VAL	N-CA-C	5.80	126.66	111.00
41	BG	51	ARG	NE-CZ-NH2	5.80	123.20	120.30
4	AD	20	TYR	CB-CG-CD2	-5.80	117.52	121.00
22	AV	71	C	C6-N1-C2	5.80	122.62	120.30
35	BA	436	C	C5-C6-N1	5.80	123.90	121.00
35	BA	1148	A	C5-C6-N6	-5.80	119.06	123.70
35	BA	1435	G	C6-C5-N7	5.80	133.88	130.40
35	BA	2604	U	C6-N1-C2	5.80	124.48	121.00
36	BB	91	C	C5-C4-N4	5.80	124.26	120.20
1	AA	1218	C	N3-C2-O2	5.79	125.96	121.90
1	AA	926	G	C5-C6-N1	-5.79	108.60	111.50
35	BA	1391	U	C5-C4-O4	-5.79	122.42	125.90
35	BA	1773	A	C8-N9-C4	-5.79	103.48	105.80
35	BA	2744	G	C6-N1-C2	-5.79	121.62	125.10
1	AA	55	A	N1-C2-N3	-5.79	126.41	129.30
1	AA	377	G	N1-C2-N3	5.79	127.38	123.90
1	AA	727	G	N9-C4-C5	-5.79	103.08	105.40
1	AA	833	U	O4'-C1'-N1	5.79	112.83	108.20
24	AY	123	ARG	NE-CZ-NH1	-5.79	117.40	120.30
35	BA	1236	G	N9-C4-C5	5.79	107.72	105.40
35	BA	1306	C	C6-N1-C2	5.79	122.62	120.30
35	BA	2609	U	C5-C6-N1	-5.79	119.80	122.70
57	BZ	80	ARG	NE-CZ-NH1	-5.79	117.40	120.30
1	AA	186	C	C4-C5-C6	-5.79	114.50	117.40
1	AA	129(A)	G	C1'-O4'-C4'	5.79	114.53	109.90
1	AA	744	C	C1'-O4'-C4'	-5.79	105.27	109.90
1	AA	946	A	N3-C4-C5	5.79	130.85	126.80
1	AA	1147	C	N3-C4-C5	-5.79	119.58	121.90
20	AT	25	ARG	NE-CZ-NH1	-5.79	117.41	120.30
35	BA	25	U	N3-C2-O2	-5.79	118.15	122.20
35	BA	121	G	C5-N7-C8	5.79	107.19	104.30
35	BA	1546	C	C4-C5-C6	5.79	120.29	117.40
35	BA	2073	C	C5-C6-N1	5.79	123.89	121.00
35	BA	2378	A	C4-C5-C6	5.79	119.89	117.00
35	BA	2428	G	C8-N9-C4	5.79	108.72	106.40
1	AA	411	A	C5-N7-C8	5.79	106.79	103.90

Continued on next page...

Continued from previous page...

Mol	Chain	Res	Type	Atoms	Z	Observed(°)	Ideal(°)
35	BA	1884	A	O4'-C1'-N9	-5.79	103.57	108.20
35	BA	2274	A	C2-N3-C4	5.79	113.49	110.60
35	BA	2700	C	N1-C2-N3	-5.79	115.15	119.20
1	AA	640	A	N9-C4-C5	-5.79	103.49	105.80
1	AA	1144	G	C6-C5-N7	5.79	133.87	130.40
35	BA	131	G	N1-C6-O6	5.79	123.37	119.90
35	BA	1030	G	C2-N3-C4	-5.79	109.01	111.90
35	BA	1109	C	N1-C2-O2	5.79	122.37	118.90
35	BA	1533	G	C8-N9-C4	5.79	108.71	106.40
35	BA	1866	C	N3-C2-O2	-5.79	117.85	121.90
35	BA	2590	A	N1-C6-N6	-5.79	115.13	118.60
39	BE	44	TYR	N-CA-C	5.79	126.62	111.00
22	AV	44	A	O4'-C1'-N9	-5.78	103.57	108.20
35	BA	561	G	C1'-O4'-C4'	-5.78	105.27	109.90
35	BA	2792	G	C8-N9-C4	-5.78	104.09	106.40
1	AA	983	A	N1-C2-N3	-5.78	126.41	129.30
1	AA	1323	G	N3-C4-C5	5.78	131.49	128.60
35	BA	2417	C	N3-C4-C5	-5.78	119.59	121.90
1	AA	781	A	N7-C8-N9	5.78	116.69	113.80
35	BA	271	A	C1'-O4'-C4'	-5.78	105.28	109.90
35	BA	815	C	N3-C2-O2	-5.78	117.85	121.90
35	BA	980	A	C5-C6-N1	-5.78	114.81	117.70
35	BA	1904	G	C5'-C4'-C3'	-5.78	106.75	116.00
35	BA	2845	G	N1-C6-O6	-5.78	116.43	119.90
36	BB	48	A	C5-C6-N6	-5.78	119.08	123.70
1	AA	139	G	N7-C8-N9	5.78	115.99	113.10
35	BA	47	C	N3-C4-N4	5.78	122.05	118.00
35	BA	272(H)	C	N3-C2-O2	-5.78	117.86	121.90
35	BA	680	G	O5'-P-OP2	-5.78	100.50	105.70
35	BA	911	A	C6-N1-C2	5.78	122.07	118.60
35	BA	1519	G	N1-C2-N3	-5.78	120.43	123.90
35	BA	2299	G	C5-C6-O6	5.78	132.07	128.60
1	AA	551	U	C5-C4-O4	5.78	129.37	125.90
1	AA	815	A	C5-C6-N6	-5.78	119.08	123.70
1	AA	1258	G	O4'-C1'-N9	5.78	112.82	108.20
11	AK	75	TYR	CG-CD2-CE2	-5.78	116.68	121.30
22	AV	51	C	C4'-C3'-C2'	5.78	108.38	102.60
35	BA	1597	A	C3'-C2'-C1'	5.78	106.12	101.50
35	BA	2259	G	N9-C4-C5	5.78	107.71	105.40
35	BA	2373	G	N1-C2-N3	-5.78	120.43	123.90
36	BB	6	C	C6-N1-C2	-5.78	117.99	120.30
1	AA	129	U	C4-C5-C6	5.78	123.17	119.70

Continued on next page...

Continued from previous page...

Mol	Chain	Res	Type	Atoms	Z	Observed(°)	Ideal(°)
1	AA	930	C	N1-C1'-C2'	-5.78	105.65	112.00
1	AA	1101	A	C5'-C4'-O4'	5.78	116.03	109.10
1	AA	1127	G	N1-C2-N2	5.78	121.40	116.20
1	AA	1473	A	C8-N9-C4	-5.78	103.49	105.80
35	BA	121	G	C4-C5-N7	-5.78	108.49	110.80
35	BA	2000	G	N9-C4-C5	-5.78	103.09	105.40
35	BA	2277	G	C6-C5-N7	-5.78	126.93	130.40
1	AA	1304	G	C5'-C4'-C3'	-5.77	106.76	116.00
1	AA	1447	A	N7-C8-N9	5.77	116.69	113.80
35	BA	1464	C	C5-C6-N1	5.77	123.89	121.00
35	BA	1973	G	C2-N3-C4	-5.77	109.01	111.90
35	BA	2814	C	C5-C6-N1	-5.77	118.11	121.00
1	AA	1471	G	C2-N3-C4	5.77	114.79	111.90
35	BA	325	G	C8-N9-C4	-5.77	104.09	106.40
35	BA	352	G	N3-C2-N2	5.77	123.94	119.90
35	BA	976	C	C5-C4-N4	-5.77	116.16	120.20
35	BA	1024	G	N3-C4-N9	-5.77	122.54	126.00
35	BA	1668	A	C4-C5-N7	5.77	113.59	110.70
1	AA	12	U	C4-C5-C6	-5.77	116.24	119.70
1	AA	415	A	N9-C4-C5	5.77	108.11	105.80
35	BA	481	G	C3'-C2'-C1'	5.77	106.12	101.50
35	BA	540	C	C1'-O4'-C4'	-5.77	105.28	109.90
35	BA	1119	C	N3-C2-O2	-5.77	117.86	121.90
35	BA	1846	G	N3-C2-N2	-5.77	115.86	119.90
1	AA	618	C	C2-N3-C4	5.77	122.78	119.90
1	AA	669	U	C2-N3-C4	-5.77	123.54	127.00
1	AA	1347	G	OP2-P-O3'	5.77	117.89	105.20
4	AD	10	ARG	NE-CZ-NH1	5.77	123.19	120.30
35	BA	1384	A	N9-C4-C5	-5.77	103.49	105.80
35	BA	2171	A	C4-C5-N7	5.77	113.58	110.70
35	BA	2262	U	C5-C6-N1	-5.77	119.81	122.70
35	BA	2838	G	N7-C8-N9	5.77	115.98	113.10
1	AA	508	C	N3-C2-O2	-5.77	117.86	121.90
1	AA	735	C	N1-C2-N3	5.77	123.24	119.20
1	AA	1255	G	N9-C4-C5	5.77	107.71	105.40
35	BA	754	C	N3-C2-O2	-5.77	117.86	121.90
35	BA	862	G	N3-C4-N9	5.77	129.46	126.00
35	BA	1157	G	C5-N7-C8	5.77	107.18	104.30
35	BA	1180	C	C2-N3-C4	5.77	122.78	119.90
35	BA	1330	C	C4-C5-C6	5.77	120.28	117.40
35	BA	1506	C	N3-C4-C5	5.77	124.21	121.90
35	BA	1906	G	N3-C2-N2	5.77	123.94	119.90

Continued on next page...

Continued from previous page...

Mol	Chain	Res	Type	Atoms	Z	Observed(°)	Ideal(°)
1	AA	1070	U	N1-C2-N3	5.77	118.36	114.90
1	AA	1456	G	C5-C6-O6	5.77	132.06	128.60
28	B3	35	ARG	NE-CZ-NH2	5.77	123.18	120.30
35	BA	321	G	C2-N3-C4	-5.77	109.02	111.90
35	BA	1264	G	N9-C4-C5	5.77	107.71	105.40
35	BA	2793	G	N7-C8-N9	-5.77	110.22	113.10
1	AA	29	G	C5-C6-N1	5.76	114.38	111.50
1	AA	319	G	N3-C2-N2	-5.76	115.86	119.90
1	AA	1223	C	N1-C2-O2	5.76	122.36	118.90
35	BA	173	G	C5-C6-N1	5.76	114.38	111.50
35	BA	363(E)	U	C5-C4-O4	-5.76	122.44	125.90
35	BA	1381	G	C6-C5-N7	5.76	133.86	130.40
35	BA	2237	G	C4-C5-C6	5.76	122.26	118.80
35	BA	2592	G	C8-N9-C4	-5.76	104.09	106.40
36	BB	24	G	C8-N9-C4	5.76	108.71	106.40
36	BB	97	G	N9-C4-C5	5.76	107.71	105.40
1	AA	517	G	O4'-C1'-N9	-5.76	103.59	108.20
1	AA	1440	C	N3-C4-C5	5.76	124.20	121.90
1	AA	78	G	C6-N1-C2	5.76	128.56	125.10
1	AA	938	A	C4-C5-N7	5.76	113.58	110.70
1	AA	1338	G	C5-C6-O6	-5.76	125.14	128.60
1	AA	1349	A	N9-C4-C5	5.76	108.11	105.80
35	BA	74	A	C4-C5-C6	5.76	119.88	117.00
35	BA	205	G	N3-C4-N9	5.76	129.46	126.00
41	BG	72	ARG	NE-CZ-NH2	-5.76	117.42	120.30
1	AA	66	G	C5-C6-O6	-5.76	125.14	128.60
1	AA	116	A	N1-C6-N6	5.76	122.06	118.60
1	AA	1084	G	C2-N3-C4	5.76	114.78	111.90
1	AA	1300	G	N3-C2-N2	-5.76	115.87	119.90
22	AV	55	U	O4'-C1'-N1	5.76	112.81	108.20
22	AV	70	G	C5-N7-C8	5.76	107.18	104.30
35	BA	331	A	C4-C5-C6	-5.76	114.12	117.00
35	BA	702	G	C6-N1-C2	-5.76	121.64	125.10
35	BA	1236	G	N3-C4-C5	-5.76	125.72	128.60
35	BA	1295	C	N3-C4-C5	5.76	124.20	121.90
35	BA	2157	G	C6-C5-N7	-5.76	126.94	130.40
1	AA	590	C	C1'-O4'-C4'	5.76	114.51	109.90
41	BG	21	ARG	NE-CZ-NH1	-5.76	117.42	120.30
1	AA	306	G	C4-C5-C6	-5.76	115.35	118.80
1	AA	724	G	C6-C5-N7	-5.76	126.95	130.40
1	AA	884	U	C6-N1-C2	-5.76	117.55	121.00
1	AA	920	U	C5-C4-O4	5.76	129.35	125.90

Continued on next page...

Continued from previous page...

Mol	Chain	Res	Type	Atoms	Z	Observed(°)	Ideal(°)
1	AA	1234	C	N1-C2-O2	5.76	122.35	118.90
4	AD	25	ARG	NE-CZ-NH2	-5.76	117.42	120.30
22	AV	12	G	N9-C4-C5	-5.76	103.10	105.40
35	BA	1071	G	C5'-C4'-C3'	-5.76	106.79	116.00
35	BA	1334	G	C5-C6-O6	-5.76	125.15	128.60
35	BA	1992	G	N9-C1'-C2'	5.76	121.48	114.00
35	BA	2765	A	C5-N7-C8	-5.76	101.02	103.90
35	BA	2780	G	N7-C8-N9	5.76	115.98	113.10
35	BA	2830	G	C5-C6-O6	-5.76	125.15	128.60
1	AA	945	G	N3-C4-C5	5.75	131.48	128.60
35	BA	662	G	O4'-C1'-N9	-5.75	103.60	108.20
35	BA	1000	A	C5-C6-N1	-5.75	114.82	117.70
35	BA	1285	G	N3-C2-N2	-5.75	115.87	119.90
35	BA	2510	C	N3-C4-N4	5.75	122.03	118.00
1	AA	479	C	C5-C4-N4	-5.75	116.17	120.20
1	AA	1523	G	C5-N7-C8	-5.75	101.42	104.30
35	BA	274	G	C4-C5-C6	-5.75	115.35	118.80
35	BA	1105	U	N1-C2-O2	-5.75	118.77	122.80
35	BA	1293	C	C6-N1-C2	-5.75	118.00	120.30
35	BA	2194	G	OP1-P-OP2	-5.75	110.97	119.60
35	BA	2269	A	N1-C2-N3	5.75	132.18	129.30
35	BA	2314	C	C2-N3-C4	-5.75	117.02	119.90
1	AA	92	C	C2-N3-C4	5.75	122.78	119.90
1	AA	194	C	C5-C4-N4	-5.75	116.17	120.20
1	AA	673	G	C1'-O4'-C4'	-5.75	105.30	109.90
1	AA	1405	G	C2-N3-C4	-5.75	109.02	111.90
1	AA	1516	G	N9-C4-C5	5.75	107.70	105.40
22	AV	22	G	N3-C4-C5	5.75	131.48	128.60
22	AV	48	C	N1-C2-O2	-5.75	115.45	118.90
35	BA	130	C	N3-C4-C5	-5.75	119.60	121.90
35	BA	391	G	C6-N1-C2	-5.75	121.65	125.10
35	BA	974	G	N9-C4-C5	5.75	107.70	105.40
35	BA	1678	G	C5-N7-C8	5.75	107.18	104.30
35	BA	2244	U	C5-C6-N1	-5.75	119.82	122.70
35	BA	2782	G	N7-C8-N9	-5.75	110.22	113.10
35	BA	2152	G	C5-C6-O6	5.75	132.05	128.60
35	BA	2417	C	N3-C4-N4	5.75	122.03	118.00
35	BA	2843	G	C5-C6-N1	5.75	114.38	111.50
38	BD	52	ARG	NE-CZ-NH1	-5.75	117.42	120.30
1	AA	84	U	C5-C6-N1	-5.75	119.83	122.70
1	AA	189(K)	U	C2-N3-C4	5.75	130.45	127.00
1	AA	654	G	C5-C6-N1	-5.75	108.63	111.50

Continued on next page...

Continued from previous page...

Mol	Chain	Res	Type	Atoms	Z	Observed(°)	Ideal(°)
12	AL	120	TYR	CB-CG-CD2	5.75	124.45	121.00
35	BA	355	G	N3-C4-N9	-5.75	122.55	126.00
35	BA	359	A	N1-C6-N6	5.75	122.05	118.60
35	BA	920	G	C5-N7-C8	5.75	107.17	104.30
35	BA	1059	G	C8-N9-C4	-5.75	104.10	106.40
35	BA	2071	A	C2-N3-C4	-5.75	107.73	110.60
35	BA	2282	G	N3-C4-C5	5.75	131.47	128.60
35	BA	2515	C	C6-N1-C2	-5.75	118.00	120.30
35	BA	2836	U	O4'-C1'-N1	5.75	112.80	108.20
1	AA	369	C	C3'-C2'-C1'	-5.75	96.90	101.50
35	BA	604	G	C4-C5-N7	5.75	113.10	110.80
35	BA	696	G	N1-C2-N2	5.75	121.37	116.20
35	BA	1115	G	N1-C2-N3	-5.75	120.45	123.90
35	BA	1243	G	C4-C5-C6	-5.75	115.35	118.80
51	BT	93	ARG	CD-NE-CZ	5.75	131.64	123.60
1	AA	968	A	C6-C5-N7	-5.75	128.28	132.30
1	AA	678	U	O4'-C1'-N1	5.74	112.80	108.20
22	AV	18	G	C2-N3-C4	5.74	114.77	111.90
35	BA	77	C	C2-N3-C4	-5.74	117.03	119.90
35	BA	83	G	N3-C4-C5	-5.74	125.73	128.60
35	BA	270	A	N9-C4-C5	5.74	108.10	105.80
35	BA	669	G	N1-C2-N3	-5.74	120.45	123.90
35	BA	1024	G	C5-N7-C8	5.74	107.17	104.30
35	BA	1212	G	P-O3'-C3'	5.74	126.59	119.70
35	BA	1654	A	C5'-C4'-C3'	5.74	125.19	116.00
35	BA	1742	G	C4-C5-C6	-5.74	115.35	118.80
35	BA	2872	G	C6-N1-C2	5.74	128.55	125.10
39	BE	16	ARG	NE-CZ-NH2	5.74	123.17	120.30
1	AA	827	U	C5-C4-O4	-5.74	122.45	125.90
35	BA	2597	G	C6-N1-C2	5.74	128.54	125.10
36	BB	65	C	N1-C2-O2	5.74	122.34	118.90
1	AA	706	A	N7-C8-N9	-5.74	110.93	113.80
35	BA	1023	U	N3-C2-O2	5.74	126.22	122.20
35	BA	2490	G	C4-C5-N7	-5.74	108.50	110.80
35	BA	2737	G	C4-C5-N7	-5.74	108.50	110.80
1	AA	189(K)	U	N3-C2-O2	5.74	126.22	122.20
1	AA	226	G	C5-C6-O6	5.74	132.04	128.60
22	AV	18	G	C4-C5-C6	-5.74	115.36	118.80
35	BA	271(R)	G	C8-N9-C4	-5.74	104.10	106.40
35	BA	375	C	N3-C2-O2	-5.74	117.88	121.90
35	BA	1225	G	C3'-C2'-C1'	5.74	106.09	101.50
35	BA	1962	C	C4-C5-C6	5.74	120.27	117.40

Continued on next page...

Continued from previous page...

Mol	Chain	Res	Type	Atoms	Z	Observed(°)	Ideal(°)
35	BA	2077	A	C5-C6-N1	-5.74	114.83	117.70
35	BA	2162	G	N1-C6-O6	5.74	123.34	119.90
35	BA	2653	U	N3-C4-C5	5.74	118.04	114.60
36	BB	105	A	C6-N1-C2	-5.74	115.16	118.60
1	AA	741	G	N9-C4-C5	-5.74	103.11	105.40
1	AA	755	G	C4-C5-N7	-5.74	108.50	110.80
35	BA	115	C	C2-N3-C4	5.74	122.77	119.90
35	BA	455	C	C6-N1-C2	-5.74	118.00	120.30
35	BA	833	U	C4-C5-C6	-5.74	116.26	119.70
35	BA	963	U	C5-C4-O4	5.74	129.34	125.90
35	BA	1065	U	C2-N3-C4	5.74	130.44	127.00
57	BZ	122	ARG	NE-CZ-NH1	-5.74	117.43	120.30
1	AA	76	C	N1-C2-O2	5.74	122.34	118.90
1	AA	752	G	C4-C5-C6	5.74	122.24	118.80
35	BA	497	A	O4'-C1'-N9	-5.74	103.61	108.20
35	BA	1224	C	N3-C2-O2	-5.74	117.89	121.90
35	BA	1298	C	N1-C2-O2	5.74	122.34	118.90
35	BA	1401	G	C4-C5-C6	5.74	122.24	118.80
35	BA	1899	G	N9-C4-C5	-5.74	103.11	105.40
35	BA	2634	G	C4-C5-N7	-5.74	108.51	110.80
1	AA	775	G	C5'-C4'-C3'	-5.73	106.83	116.00
1	AA	790	A	N7-C8-N9	-5.73	110.93	113.80
1	AA	1390	U	C4-C5-C6	5.73	123.14	119.70
22	AV	10	G	N9-C4-C5	-5.73	103.11	105.40
35	BA	1263	U	C4-C5-C6	5.73	123.14	119.70
35	BA	1526	G	C5-N7-C8	-5.73	101.43	104.30
1	AA	624	C	C5'-C4'-O4'	-5.73	102.22	109.10
1	AA	730	G	C4-C5-N7	5.73	113.09	110.80
1	AA	1168	A	C4-C5-C6	-5.73	114.13	117.00
35	BA	10	G	C8-N9-C4	-5.73	104.11	106.40
35	BA	139(A)	G	C6-N1-C2	-5.73	121.66	125.10
35	BA	1561	G	O4'-C1'-N9	5.73	112.79	108.20
35	BA	2243	U	C5-C6-N1	-5.73	119.83	122.70
35	BA	2884	U	C5-C4-O4	5.73	129.34	125.90
1	AA	855	G	N9-C4-C5	5.73	107.69	105.40
1	AA	1187	G	C5-C6-N1	5.73	114.36	111.50
1	AA	1414	U	C5-C4-O4	-5.73	122.46	125.90
1	AA	1520	G	N3-C2-N2	-5.73	115.89	119.90
24	AY	99	ARG	NE-CZ-NH1	-5.73	117.44	120.30
35	BA	464	U	C4-C5-C6	-5.73	116.26	119.70
35	BA	853	G	N7-C8-N9	5.73	115.97	113.10
35	BA	1189	A	C4-C5-C6	-5.73	114.14	117.00

Continued on next page...

Continued from previous page...

Mol	Chain	Res	Type	Atoms	Z	Observed(°)	Ideal(°)
35	BA	1865	G	C6-C5-N7	-5.73	126.96	130.40
35	BA	1969	A	N9-C4-C5	5.73	108.09	105.80
35	BA	2267	A	C5-C6-N1	-5.73	114.83	117.70
35	BA	2741	A	O4'-C1'-N9	5.73	112.78	108.20
35	BA	2818	G	N7-C8-N9	5.73	115.97	113.10
46	BO	8	LEU	CA-CB-CG	5.73	128.48	115.30
1	AA	1499	A	C1'-O4'-C4'	5.73	114.48	109.90
35	BA	1959	G	C5'-C4'-C3'	-5.73	106.83	116.00
50	BS	92	TYR	CB-CG-CD1	5.73	124.44	121.00
1	AA	883	C	C4-C5-C6	5.73	120.26	117.40
1	AA	1140	C	N3-C4-C5	-5.73	119.61	121.90
35	BA	624	C	C5-C6-N1	5.73	123.86	121.00
35	BA	946	G	C6-N1-C2	5.73	128.54	125.10
35	BA	1916	A	C5'-C4'-C3'	-5.73	106.84	116.00
1	AA	324	G	C2-N3-C4	-5.73	109.04	111.90
1	AA	425	G	C1'-O4'-C4'	-5.73	105.32	109.90
35	BA	2176	A	C5'-C4'-C3'	-5.73	106.84	116.00
1	AA	627	G	C5-N7-C8	-5.72	101.44	104.30
1	AA	703	G	C8-N9-C4	5.72	108.69	106.40
1	AA	1094	G	C5'-C4'-O4'	-5.72	102.23	109.10
1	AA	1281	U	O5'-P-OP1	-5.72	100.55	105.70
35	BA	183	C	C6-N1-C2	5.72	122.59	120.30
35	BA	1253	A	C3'-C2'-C1'	5.72	106.08	101.50
35	BA	1494	A	O4'-C1'-N9	5.72	112.78	108.20
1	AA	228	A	N9-C4-C5	5.72	108.09	105.80
1	AA	491	G	C8-N9-C4	-5.72	104.11	106.40
1	AA	722	A	N3-C4-N9	-5.72	122.82	127.40
1	AA	834	C	O4'-C1'-N1	5.72	112.78	108.20
1	AA	924	C	C6-N1-C2	-5.72	118.01	120.30
35	BA	271(V)	G	N9-C4-C5	-5.72	103.11	105.40
35	BA	2788	C	O4'-C1'-N1	5.72	112.78	108.20
35	BA	2809	A	C3'-C2'-C1'	5.72	106.08	101.50
1	AA	445	G	C5-C6-O6	-5.72	125.17	128.60
1	AA	1050	G	C8-N9-C4	-5.72	104.11	106.40
1	AA	1339	A	N1-C2-N3	5.72	132.16	129.30
1	AA	1456	G	C4-C5-N7	-5.72	108.51	110.80
35	BA	480	A	C5-N7-C8	5.72	106.76	103.90
35	BA	975(A)	G	C6-N1-C2	5.72	128.53	125.10
35	BA	1367	A	N9-C4-C5	-5.72	103.51	105.80
1	AA	70	G	N3-C2-N2	-5.72	115.90	119.90
1	AA	653	A	C3'-C2'-C1'	-5.72	96.92	101.50
1	AA	1366	C	C5-C6-N1	5.72	123.86	121.00

Continued on next page...

Continued from previous page...

Mol	Chain	Res	Type	Atoms	Z	Observed(°)	Ideal(°)
1	AA	1489	G	C6-N1-C2	5.72	128.53	125.10
35	BA	1109	C	C2-N3-C4	5.72	122.76	119.90
35	BA	2850	A	N1-C2-N3	-5.72	126.44	129.30
35	BA	1891	G	C2-N3-C4	-5.72	109.04	111.90
1	AA	532	A	C5-N7-C8	-5.72	101.04	103.90
1	AA	1080	A	C8-N9-C4	-5.72	103.51	105.80
13	AM	94	ARG	NH1-CZ-NH2	5.72	125.69	119.40
35	BA	326	G	C5-N7-C8	-5.72	101.44	104.30
35	BA	1949	G	N1-C6-O6	5.72	123.33	119.90
35	BA	2034	U	N3-C4-C5	5.72	118.03	114.60
35	BA	2070	G	N7-C8-N9	-5.72	110.24	113.10
35	BA	2299	G	C4-C5-N7	-5.72	108.51	110.80
1	AA	35	G	C4-C5-N7	-5.71	108.52	110.80
1	AA	70	G	C8-N9-C4	5.71	108.69	106.40
1	AA	978	A	C5'-C4'-C3'	-5.71	106.86	116.00
35	BA	573	G	N9-C4-C5	-5.71	103.11	105.40
35	BA	1290	C	O4'-C1'-N1	-5.71	103.63	108.20
35	BA	1302	A	C8-N9-C4	-5.71	103.52	105.80
35	BA	1398	C	C6-N1-C2	5.71	122.59	120.30
35	BA	1789	A	N1-C6-N6	5.71	122.03	118.60
35	BA	2307	G	C5-N7-C8	-5.71	101.44	104.30
35	BA	2320	A	C3'-C2'-C1'	5.71	106.07	101.50
35	BA	2394	C	O4'-C1'-N1	-5.71	103.63	108.20
35	BA	2548	G	C5'-C4'-O4'	5.71	115.96	109.10
35	BA	2753	A	N1-C2-N3	-5.71	126.44	129.30
52	BU	55	ARG	NE-CZ-NH2	-5.71	117.44	120.30
57	BZ	86	VAL	CA-CB-CG1	-5.71	102.33	110.90
1	AA	84	U	C5-C4-O4	5.71	129.33	125.90
35	BA	156	U	C2-N1-C1'	5.71	124.56	117.70
35	BA	324	A	N1-C6-N6	-5.71	115.17	118.60
35	BA	717	G	N1-C2-N2	-5.71	111.06	116.20
35	BA	1099	G	C8-N9-C4	-5.71	104.11	106.40
35	BA	1412	A	C5-C6-N1	5.71	120.56	117.70
35	BA	1707	G	N7-C8-N9	5.71	115.96	113.10
35	BA	2459	A	C2-N3-C4	5.71	113.46	110.60
1	AA	1246	C	N3-C4-C5	5.71	124.19	121.90
25	B0	78	TYR	CB-CG-CD2	-5.71	117.57	121.00
35	BA	1443	G	N1-C6-O6	-5.71	116.47	119.90
35	BA	1509(A)	A	C8-N9-C4	5.71	108.08	105.80
35	BA	1676	A	C8-N9-C4	5.71	108.08	105.80
35	BA	2239	G	C1'-O4'-C4'	-5.71	105.33	109.90
35	BA	2338	G	N3-C2-N2	-5.71	115.90	119.90

Continued on next page...

Continued from previous page...

Mol	Chain	Res	Type	Atoms	Z	Observed(°)	Ideal(°)
35	BA	2500	U	N3-C4-C5	-5.71	111.17	114.60
35	BA	2692	C	O4'-C1'-N1	-5.71	103.63	108.20
15	AO	35	ARG	NE-CZ-NH1	5.71	123.16	120.30
35	BA	1155	A	C1'-O4'-C4'	5.71	114.47	109.90
35	BA	1693	U	N3-C4-O4	5.71	123.40	119.40
35	BA	2303	G	N3-C4-C5	-5.71	125.75	128.60
1	AA	790	A	O4'-C1'-N9	-5.71	103.63	108.20
1	AA	1082	G	N1-C6-O6	-5.71	116.47	119.90
1	AA	1460	A	C5-C6-N6	-5.71	119.13	123.70
1	AA	1475	G	C4-C5-C6	-5.71	115.37	118.80
35	BA	836	G	N3-C4-C5	-5.71	125.75	128.60
35	BA	926	A	N3-C4-C5	-5.71	122.80	126.80
35	BA	1188	U	N3-C2-O2	-5.71	118.20	122.20
35	BA	1618	A	O4'-C4'-C3'	5.71	110.67	106.10
35	BA	1843	C	N3-C2-O2	-5.71	117.90	121.90
35	BA	2228	G	N3-C2-N2	-5.71	115.91	119.90
35	BA	2422	A	C2'-C3'-O3'	5.71	122.83	113.70
35	BA	2782	G	C8-N9-C4	5.71	108.68	106.40
35	BA	2783	G	C3'-C2'-C1'	5.71	106.07	101.50
36	BB	106	G	C4-C5-C6	-5.71	115.38	118.80
1	AA	388	G	C3'-C2'-C1'	-5.71	96.94	101.50
1	AA	539	A	N7-C8-N9	5.71	116.65	113.80
1	AA	752	G	C6-C5-N7	-5.71	126.98	130.40
1	AA	1243	C	C5-C6-N1	-5.71	118.15	121.00
35	BA	387	U	C6-N1-C2	-5.71	117.58	121.00
35	BA	591	C	N1-C2-O2	5.71	122.32	118.90
35	BA	831	G	C5-N7-C8	5.71	107.15	104.30
35	BA	1039	G	C5-N7-C8	-5.71	101.45	104.30
35	BA	1641	A	C5-C6-N1	5.71	120.55	117.70
35	BA	2495	G	C8-N9-C4	5.71	108.68	106.40
35	BA	2690	C	N1-C2-N3	-5.71	115.21	119.20
35	BA	2838	G	C5-C6-O6	-5.71	125.18	128.60
36	BB	30	C	C6-N1-C2	-5.71	118.02	120.30
22	AV	50	U	C4-C5-C6	-5.71	116.28	119.70
35	BA	654(K)	C	N1-C2-O2	5.71	122.32	118.90
1	AA	195	A	C4-C5-N7	5.70	113.55	110.70
1	AA	326	G	N1-C6-O6	-5.70	116.48	119.90
1	AA	543	C	C5-C6-N1	-5.70	118.15	121.00
1	AA	1250	A	C4-C5-N7	-5.70	107.85	110.70
1	AA	1266	G	C6-C5-N7	-5.70	126.98	130.40
1	AA	1393	U	C4-C5-C6	5.70	123.12	119.70
35	BA	276	A	O4'-C1'-N9	-5.70	103.64	108.20

Continued on next page...

Continued from previous page...

Mol	Chain	Res	Type	Atoms	Z	Observed(°)	Ideal(°)
35	BA	975(A)	G	C5-C6-O6	5.70	132.02	128.60
35	BA	1097	U	N1-C2-N3	-5.70	111.48	114.90
35	BA	1556	C	C4-C5-C6	5.70	120.25	117.40
35	BA	2139	C	C5'-C4'-C3'	-5.70	106.87	116.00
35	BA	2508	G	N9-C1'-C2'	-5.70	105.73	112.00
36	BB	51	G	C5-N7-C8	-5.70	101.45	104.30
1	AA	510	A	C5'-C4'-O4'	5.70	115.94	109.10
13	AM	14	ARG	NE-CZ-NH1	-5.70	117.45	120.30
35	BA	399	G	C6-C5-N7	5.70	133.82	130.40
35	BA	731	C	N3-C4-C5	5.70	124.18	121.90
1	AA	533	A	C3'-C2'-C1'	5.70	106.06	101.50
1	AA	1030(C)	G	C6-C5-N7	-5.70	126.98	130.40
35	BA	397	G	C4'-C3'-C2'	5.70	108.30	102.60
35	BA	2013	A	N9-C4-C5	-5.70	103.52	105.80
35	BA	2036	C	O5'-P-OP2	-5.70	100.57	105.70
1	AA	238	G	C6-N1-C2	-5.70	121.68	125.10
1	AA	554	C	C6-N1-C2	-5.70	118.02	120.30
1	AA	892	A	C2-N3-C4	-5.70	107.75	110.60
1	AA	1529	G	C2-N3-C4	-5.70	109.05	111.90
22	AV	50	U	N3-C4-O4	-5.70	115.41	119.40
35	BA	314	A	C8-N9-C4	-5.70	103.52	105.80
35	BA	721	C	N1-C2-O2	5.70	122.32	118.90
35	BA	1298	C	C2-N3-C4	5.70	122.75	119.90
35	BA	1374	G	C2-N3-C4	-5.70	109.05	111.90
35	BA	1425	G	C6-C5-N7	-5.70	126.98	130.40
35	BA	1450(A)	C	C1'-O4'-C4'	5.70	114.46	109.90
35	BA	2781	A	C2-N3-C4	-5.70	107.75	110.60
35	BA	2846	G	O4'-C1'-N9	5.70	112.76	108.20
35	BA	421	U	C4-C5-C6	-5.70	116.28	119.70
35	BA	1890	A	C5-C6-N6	-5.70	119.14	123.70
1	AA	1341	U	N3-C4-O4	5.70	123.39	119.40
22	AV	58	A	N9-C4-C5	-5.70	103.52	105.80
35	BA	1595	G	C2-N3-C4	-5.70	109.05	111.90
35	BA	217	G	N3-C4-N9	5.69	129.42	126.00
35	BA	742	G	C2-N3-C4	-5.69	109.05	111.90
35	BA	2829	C	C4-C5-C6	-5.69	114.55	117.40
1	AA	553	A	N7-C8-N9	5.69	116.65	113.80
1	AA	654	G	N1-C6-O6	5.69	123.31	119.90
1	AA	1030(A)	G	N7-C8-N9	-5.69	110.25	113.10
1	AA	1115	C	C5-C6-N1	5.69	123.85	121.00
35	BA	614(B)	G	N1-C2-N3	5.69	127.32	123.90
35	BA	841	A	C5-N7-C8	-5.69	101.05	103.90

Continued on next page...

Continued from previous page...

Mol	Chain	Res	Type	Atoms	Z	Observed(°)	Ideal(°)
35	BA	1489	U	O4'-C1'-N1	5.69	112.75	108.20
1	AA	1103	C	C5-C6-N1	5.69	123.84	121.00
1	AA	1511	G	N1-C2-N2	5.69	121.32	116.20
35	BA	17	G	N1-C6-O6	5.69	123.31	119.90
35	BA	473	G	C2-N3-C4	-5.69	109.05	111.90
35	BA	573	G	C5-C6-O6	5.69	132.01	128.60
35	BA	1405	U	C4-C5-C6	5.69	123.11	119.70
35	BA	1472	A	N7-C8-N9	5.69	116.64	113.80
35	BA	2262	U	N1-C2-O2	5.69	126.78	122.80
35	BA	2316	C	N3-C4-C5	-5.69	119.62	121.90
1	AA	189(G)	G	O4'-C1'-N9	5.69	112.75	108.20
1	AA	192	U	O4'-C1'-C2'	5.69	112.72	107.60
1	AA	432	A	N1-C2-N3	-5.69	126.45	129.30
1	AA	1047	G	C4'-C3'-C2'	-5.69	96.91	102.60
35	BA	380	U	N3-C4-C5	-5.69	111.19	114.60
35	BA	528	A	C8-N9-C4	5.69	108.08	105.80
35	BA	2148	G	C6-C5-N7	-5.69	126.99	130.40
35	BA	2432	A	C6-C5-N7	5.69	136.28	132.30
36	BB	80	U	C2-N3-C4	5.69	130.41	127.00
1	AA	1193	G	C3'-C2'-C1'	5.69	106.05	101.50
35	BA	260	G	N1-C6-O6	-5.69	116.49	119.90
35	BA	754	C	N1-C2-O2	5.69	122.31	118.90
35	BA	1622	G	C2-N3-C4	5.69	114.74	111.90
35	BA	2808	U	C6-N1-C2	-5.69	117.59	121.00
1	AA	1131	G	N1-C6-O6	5.69	123.31	119.90
35	BA	30	G	N1-C6-O6	-5.69	116.49	119.90
35	BA	512	G	N7-C8-N9	-5.69	110.26	113.10
35	BA	710	G	N3-C4-N9	-5.69	122.59	126.00
35	BA	1280	G	C1'-O4'-C4'	5.69	114.45	109.90
35	BA	1671	U	O4'-C1'-N1	-5.69	103.65	108.20
35	BA	2434	A	C5'-C4'-C3'	-5.69	106.90	116.00
35	BA	2826	A	N1-C6-N6	-5.69	115.19	118.60
1	AA	686	U	C5-C4-O4	-5.68	122.49	125.90
1	AA	781	A	C4-C5-C6	-5.68	114.16	117.00
35	BA	569	U	C5-C6-N1	5.68	125.54	122.70
35	BA	833	U	C2-N1-C1'	-5.68	110.88	117.70
35	BA	2087	G	C6-C5-N7	-5.68	126.99	130.40
35	BA	2152	G	O4'-C1'-N9	5.68	112.75	108.20
35	BA	2412	A	O4'-C1'-N9	-5.68	103.65	108.20
35	BA	2727	G	N1-C2-N3	5.68	127.31	123.90
1	AA	121	C	C5-C6-N1	-5.68	118.16	121.00
1	AA	193	C	C5-C4-N4	5.68	124.18	120.20

Continued on next page...

Continued from previous page...

Mol	Chain	Res	Type	Atoms	Z	Observed(°)	Ideal(°)
1	AA	295	C	C4-C5-C6	5.68	120.24	117.40
1	AA	441	A	O4'-C1'-N9	-5.68	103.65	108.20
35	BA	135	G	C8-N9-C4	-5.68	104.13	106.40
35	BA	1475	G	N1-C6-O6	5.68	123.31	119.90
35	BA	2722	G	N3-C2-N2	-5.68	115.92	119.90
1	AA	33	A	C4-C5-N7	-5.68	107.86	110.70
1	AA	1052	U	N3-C2-O2	-5.68	118.22	122.20
1	AA	1200	C	C5'-C4'-O4'	-5.68	102.28	109.10
1	AA	1443	G	N9-C4-C5	5.68	107.67	105.40
6	AF	33	TYR	CB-CG-CD2	-5.68	117.59	121.00
35	BA	1016	G	O4'-C1'-N9	5.68	112.75	108.20
35	BA	1071	G	N9-C4-C5	5.68	107.67	105.40
35	BA	2771	C	C5-C6-N1	-5.68	118.16	121.00
1	AA	32	A	N1-C2-N3	5.68	132.14	129.30
35	BA	593	G	C2-N3-C4	-5.68	109.06	111.90
35	BA	721	C	N3-C2-O2	-5.68	117.92	121.90
35	BA	1188	U	O4'-C1'-C2'	5.68	112.71	107.60
35	BA	1188	U	N1-C2-N3	5.68	118.31	114.90
35	BA	1603	A	N1-C2-N3	5.68	132.14	129.30
35	BA	1943	U	N1-C2-O2	5.68	126.78	122.80
35	BA	2228	G	C4-C5-N7	-5.68	108.53	110.80
35	BA	2250	G	N1-C2-N3	-5.68	120.49	123.90
35	BA	2438	U	C2-N3-C4	5.68	130.41	127.00
1	AA	543	C	C2-N3-C4	-5.68	117.06	119.90
35	BA	32	C	N3-C4-C5	5.68	124.17	121.90
35	BA	301	G	N9-C4-C5	-5.68	103.13	105.40
35	BA	748	G	C5-N7-C8	-5.68	101.46	104.30
35	BA	2499	C	C6-N1-C2	5.68	122.57	120.30
35	BA	2765	A	C8-N9-C4	5.68	108.07	105.80
1	AA	222	U	C5-C6-N1	5.68	125.54	122.70
1	AA	1153	C	C4-C5-C6	-5.68	114.56	117.40
1	AA	1242	C	C5-C6-N1	-5.68	118.16	121.00
1	AA	1400	C	N3-C2-O2	-5.68	117.93	121.90
1	AA	1441	G	N1-C6-O6	5.68	123.31	119.90
35	BA	1902	C	C6-N1-C2	5.68	122.57	120.30
35	BA	2414	G	C5'-C4'-O4'	-5.68	102.29	109.10
1	AA	260	G	N3-C2-N2	5.67	123.87	119.90
20	AT	17	ARG	NE-CZ-NH2	-5.67	117.46	120.30
22	AV	44	A	C4-C5-N7	5.67	113.54	110.70
35	BA	614(C)	A	C2-N3-C4	5.67	113.44	110.60
35	BA	852	G	N1-C6-O6	-5.67	116.50	119.90
35	BA	1029	A	N1-C2-N3	5.67	132.14	129.30

Continued on next page...

Continued from previous page...

Mol	Chain	Res	Type	Atoms	Z	Observed(°)	Ideal(°)
35	BA	1418	G	N7-C8-N9	5.67	115.94	113.10
35	BA	2256	G	C5-N7-C8	5.67	107.14	104.30
35	BA	2638	G	N3-C2-N2	-5.67	115.93	119.90
1	AA	1506	U	C5-C4-O4	-5.67	122.50	125.90
24	AY	538	TYR	CB-CG-CD1	5.67	124.40	121.00
35	BA	1271	G	C2-N3-C4	5.67	114.74	111.90
1	AA	1195	C	C6-N1-C2	-5.67	118.03	120.30
35	BA	640	C	C5-C6-N1	-5.67	118.17	121.00
35	BA	1002	G	N9-C4-C5	-5.67	103.13	105.40
35	BA	1249	U	C2-N3-C4	-5.67	123.60	127.00
35	BA	1292	U	N3-C4-C5	-5.67	111.20	114.60
35	BA	1983	C	N3-C4-C5	5.67	124.17	121.90
35	BA	2302	G	C5'-C4'-C3'	-5.67	106.93	116.00
35	BA	2840	C	N3-C4-C5	5.67	124.17	121.90
35	BA	2876	G	C4-C5-C6	5.67	122.20	118.80
1	AA	1146	A	N1-C6-N6	-5.67	115.20	118.60
35	BA	1291	C	N1-C1'-C2'	-5.67	105.76	112.00
36	BB	90	A	C1'-O4'-C4'	-5.67	105.36	109.90
1	AA	733	A	C5-C6-N1	5.67	120.53	117.70
1	AA	1415	G	O4'-C1'-N9	-5.67	103.67	108.20
22	AV	64	G	N1-C2-N3	5.67	127.30	123.90
35	BA	505	A	N9-C4-C5	-5.67	103.53	105.80
35	BA	681	G	C6-C5-N7	5.67	133.80	130.40
35	BA	805	G	N1-C2-N3	5.67	127.30	123.90
35	BA	1317	A	OP1-P-O3'	5.67	117.67	105.20
35	BA	2063	C	O4'-C1'-N1	5.67	112.73	108.20
35	BA	2253	G	C3'-C2'-C1'	5.67	106.03	101.50
35	BA	2358	G	OP1-P-OP2	5.67	128.10	119.60
35	BA	502	A	N1-C2-N3	5.67	132.13	129.30
35	BA	1577	C	C4-C5-C6	5.67	120.23	117.40
35	BA	1622	G	C6-C5-N7	-5.67	127.00	130.40
35	BA	2385	C	N3-C4-N4	5.67	121.97	118.00
1	AA	1258	G	C5-C6-O6	-5.67	125.20	128.60
35	BA	615	G	C5-C6-N1	-5.67	108.67	111.50
35	BA	1316	U	N1-C2-N3	5.67	118.30	114.90
35	BA	1383	C	N3-C4-N4	5.67	121.97	118.00
35	BA	2835	A	C5-N7-C8	5.67	106.73	103.90
42	BH	94	TYR	CB-CG-CD1	-5.67	117.60	121.00
1	AA	284	G	N3-C4-C5	-5.66	125.77	128.60
1	AA	807	A	C2-N3-C4	5.66	113.43	110.60
1	AA	1237	C	C2-N3-C4	5.66	122.73	119.90
35	BA	543	C	C2-N3-C4	5.66	122.73	119.90

Continued on next page...

Continued from previous page...

Mol	Chain	Res	Type	Atoms	Z	Observed(°)	Ideal(°)
35	BA	1237	A	C6-N1-C2	-5.66	115.20	118.60
35	BA	1282	U	N1-C2-O2	5.66	126.76	122.80
35	BA	1932	A	N7-C8-N9	5.66	116.63	113.80
51	BT	22	PHE	CB-CG-CD1	5.66	124.76	120.80
1	AA	181	G	C4-C5-N7	-5.66	108.53	110.80
1	AA	1040	U	N1-C2-O2	-5.66	118.84	122.80
35	BA	1080	C	N3-C2-O2	-5.66	117.94	121.90
35	BA	1170	G	C6-C5-N7	-5.66	127.00	130.40
35	BA	1425	G	C8-N9-C4	-5.66	104.14	106.40
35	BA	2152	G	N9-C1'-C2'	-5.66	105.77	112.00
35	BA	2498	C	C5-C6-N1	5.66	123.83	121.00
1	AA	197	A	N1-C2-N3	5.66	132.13	129.30
1	AA	783	C	N3-C2-O2	-5.66	117.94	121.90
23	AX	11	U	N1-C2-N3	-5.66	111.50	114.90
35	BA	215	G	N7-C8-N9	-5.66	110.27	113.10
35	BA	1080	C	N1-C2-O2	5.66	122.30	118.90
35	BA	1247	A	C4-C5-C6	5.66	119.83	117.00
35	BA	1444	G	C4-C5-C6	5.66	122.20	118.80
35	BA	2282	G	C5-N7-C8	5.66	107.13	104.30
35	BA	2528	U	C1'-O4'-C4'	-5.66	105.37	109.90
35	BA	2533	A	O4'-C1'-N9	-5.66	103.67	108.20
35	BA	2553	G	O4'-C1'-N9	-5.66	103.67	108.20
35	BA	2843	G	C5'-C4'-C3'	-5.66	106.94	116.00
22	AV	8	U	N3-C4-C5	-5.66	111.20	114.60
35	BA	271(A)	A	C6-N1-C2	-5.66	115.20	118.60
35	BA	621	A	C5-N7-C8	-5.66	101.07	103.90
35	BA	2357	U	N3-C4-C5	5.66	118.00	114.60
1	AA	19	C	C5-C6-N1	5.66	123.83	121.00
1	AA	1338	G	C2-N3-C4	5.66	114.73	111.90
35	BA	777	A	C8-N9-C4	5.66	108.06	105.80
35	BA	1306	C	C5-C6-N1	-5.66	118.17	121.00
35	BA	1400	G	C8-N9-C4	-5.66	104.14	106.40
35	BA	2138	C	C4-C5-C6	-5.66	114.57	117.40
35	BA	2205	C	N1-C2-O2	5.66	122.29	118.90
35	BA	2610	C	O4'-C1'-C2'	5.66	112.69	107.60
1	AA	316	G	N1-C2-N2	-5.66	111.11	116.20
1	AA	719	C	N3-C4-N4	5.66	121.96	118.00
1	AA	1099	G	O4'-C1'-N9	5.66	112.72	108.20
1	AA	1121	U	C5-C4-O4	-5.66	122.51	125.90
35	BA	355	G	N3-C4-C5	5.66	131.43	128.60
35	BA	430	G	N1-C2-N2	5.66	121.29	116.20
35	BA	542	C	C6-N1-C2	5.66	122.56	120.30

Continued on next page...

Continued from previous page...

Mol	Chain	Res	Type	Atoms	Z	Observed(°)	Ideal(°)
35	BA	577	G	C4-C5-N7	-5.66	108.54	110.80
35	BA	1426	G	O4'-C1'-N9	-5.66	103.67	108.20
35	BA	2627	G	C5-C6-N1	-5.66	108.67	111.50
36	BB	68	C	C2-N3-C4	-5.66	117.07	119.90
1	AA	1331	G	C8-N9-C4	-5.65	104.14	106.40
22	AV	6	G	C5-N7-C8	-5.65	101.47	104.30
35	BA	421	U	C5-C4-O4	-5.65	122.51	125.90
35	BA	1455	G	O4'-C1'-N9	-5.65	103.68	108.20
35	BA	1813	G	C2-N3-C4	-5.65	109.07	111.90
35	BA	2835	A	C8-N9-C4	5.65	108.06	105.80
1	AA	1039	C	N3-C2-O2	5.65	125.86	121.90
35	BA	221	A	C2-N3-C4	-5.65	107.77	110.60
35	BA	428	A	C5-C6-N1	-5.65	114.87	117.70
35	BA	486	C	N3-C4-C5	5.65	124.16	121.90
35	BA	975(A)	G	C5-C6-N1	-5.65	108.67	111.50
35	BA	1219	G	C8-N9-C4	-5.65	104.14	106.40
35	BA	1676	A	C6-C5-N7	-5.65	128.34	132.30
35	BA	1740	G	C6-C5-N7	-5.65	127.01	130.40
35	BA	1783	A	N9-C4-C5	5.65	108.06	105.80
1	AA	262	A	N9-C4-C5	5.65	108.06	105.80
1	AA	306	G	N3-C4-C5	5.65	131.43	128.60
1	AA	1467	G	C2-N3-C4	5.65	114.72	111.90
35	BA	75	G	C5-C6-N1	5.65	114.33	111.50
35	BA	105	C	N3-C4-N4	-5.65	114.05	118.00
35	BA	1179	C	C6-N1-C2	-5.65	118.04	120.30
35	BA	1619	G	O4'-C1'-N9	-5.65	103.68	108.20
36	BB	9	G	N3-C4-N9	5.65	129.39	126.00
36	BB	103	G	C5-C6-N1	5.65	114.33	111.50
48	BQ	51	ARG	NE-CZ-NH2	5.65	123.12	120.30
1	AA	1174	G	N3-C2-N2	5.65	123.85	119.90
1	AA	1372	U	C5-C4-O4	5.65	129.29	125.90
35	BA	113	G	C5'-C4'-O4'	5.65	115.88	109.10
35	BA	694	U	N3-C2-O2	-5.65	118.25	122.20
35	BA	876	C	N3-C4-C5	5.65	124.16	121.90
1	AA	584	G	N3-C4-C5	-5.65	125.78	128.60
1	AA	1069	C	N1-C2-O2	5.65	122.29	118.90
35	BA	610	G	C3'-C2'-C1'	5.65	106.02	101.50
35	BA	1280	G	C4-C5-N7	5.65	113.06	110.80
35	BA	2169	A	N1-C2-N3	5.65	132.12	129.30
35	BA	2262	U	N3-C4-O4	-5.65	115.45	119.40
1	AA	547	A	N1-C6-N6	-5.65	115.21	118.60
35	BA	78	A	N3-C4-C5	-5.65	122.85	126.80

Continued on next page...

Continued from previous page...

Mol	Chain	Res	Type	Atoms	Z	Observed(°)	Ideal(°)
35	BA	491	G	C4-C5-N7	5.65	113.06	110.80
35	BA	2023	G	C6-C5-N7	-5.65	127.01	130.40
23	AX	20	U	N3-C2-O2	5.64	126.15	122.20
27	B2	34	GLU	OE1-CD-OE2	-5.64	116.53	123.30
35	BA	71	A	N1-C2-N3	5.64	132.12	129.30
35	BA	243	U	N3-C4-O4	-5.64	115.45	119.40
35	BA	675	A	N1-C2-N3	5.64	132.12	129.30
35	BA	718	A	N1-C6-N6	5.64	121.99	118.60
35	BA	1593	G	N1-C2-N3	5.64	127.29	123.90
35	BA	1943	U	C5'-C4'-O4'	-5.64	102.33	109.10
35	BA	2059	A	P-O5'-C5'	-5.64	111.87	120.90
35	BA	2417	C	C4'-C3'-C2'	-5.64	96.96	102.60
35	BA	2895	U	N3-C4-O4	-5.64	115.45	119.40
1	AA	861	G	C2-N3-C4	5.64	114.72	111.90
1	AA	941	G	C8-N9-C4	5.64	108.66	106.40
1	AA	1227	A	C5'-C4'-O4'	5.64	115.87	109.10
1	AA	1279	A	C4'-C3'-C2'	5.64	108.24	102.60
1	AA	1461	G	C4-C5-N7	-5.64	108.54	110.80
1	AA	1531	A	C2'-C3'-O3'	-5.64	97.09	109.50
35	BA	728	G	C2-N3-C4	-5.64	109.08	111.90
35	BA	1445(A)	C	N3-C2-O2	-5.64	117.95	121.90
35	BA	1490	A	C6-C5-N7	-5.64	128.35	132.30
35	BA	1844	C	N1-C2-N3	5.64	123.15	119.20
1	AA	6	G	N7-C8-N9	5.64	115.92	113.10
1	AA	353	A	C5-C6-N6	5.64	128.21	123.70
24	AY	348	ARG	NE-CZ-NH1	-5.64	117.48	120.30
35	BA	26	G	N7-C8-N9	-5.64	110.28	113.10
35	BA	668	G	N7-C8-N9	5.64	115.92	113.10
35	BA	1362	C	C4-C5-C6	5.64	120.22	117.40
35	BA	1783	A	C8-N9-C4	-5.64	103.54	105.80
35	BA	2067	G	C4-C5-N7	5.64	113.06	110.80
1	AA	1267	C	C2-N3-C4	5.64	122.72	119.90
35	BA	1354	A	N3-C4-C5	-5.64	122.85	126.80
35	BA	1423	G	N9-C4-C5	-5.64	103.14	105.40
35	BA	1884	A	C8-N9-C4	5.64	108.06	105.80
1	AA	1042	G	N1-C2-N2	-5.64	111.13	116.20
35	BA	616	G	N9-C4-C5	5.64	107.66	105.40
35	BA	502	A	C8-N9-C4	-5.64	103.55	105.80
1	AA	280	C	C5-C4-N4	-5.63	116.26	120.20
1	AA	383	A	N1-C6-N6	5.63	121.98	118.60
1	AA	742	G	C4-C5-C6	-5.63	115.42	118.80
35	BA	113	G	N9-C4-C5	-5.63	103.15	105.40

Continued on next page...

Continued from previous page...

Mol	Chain	Res	Type	Atoms	Z	Observed(°)	Ideal(°)
35	BA	502	A	N7-C8-N9	5.63	116.62	113.80
35	BA	830	G	C6-N1-C2	5.63	128.48	125.10
35	BA	2530	A	C2-N3-C4	-5.63	107.78	110.60
36	BB	94	C	N3-C4-C5	5.63	124.15	121.90
1	AA	903	G	N7-C8-N9	-5.63	110.28	113.10
35	BA	2011	U	N1-C2-N3	5.63	118.28	114.90
1	AA	372	C	N3-C4-C5	5.63	124.15	121.90
1	AA	502	G	C5'-C4'-O4'	5.63	115.86	109.10
1	AA	1055	A	C2-N3-C4	-5.63	107.78	110.60
24	AY	507	TYR	CB-CG-CD2	5.63	124.38	121.00
35	BA	249	C	N3-C4-C5	-5.63	119.65	121.90
35	BA	654(H)	G	N3-C4-C5	-5.63	125.78	128.60
35	BA	1891	G	N1-C6-O6	-5.63	116.52	119.90
35	BA	2330	G	N7-C8-N9	5.63	115.92	113.10
1	AA	693	G	C5-C6-O6	-5.63	125.22	128.60
1	AA	865	A	C5-C6-N1	5.63	120.52	117.70
22	AV	10	G	C4-C5-N7	5.63	113.05	110.80
35	BA	143	G	C5-N7-C8	5.63	107.11	104.30
35	BA	2572	A	C3'-C2'-C1'	5.63	106.00	101.50
36	BB	92	C	C4-C5-C6	5.63	120.22	117.40
1	AA	1193	G	C2-N3-C4	-5.63	109.09	111.90
35	BA	49	A	C2-N3-C4	-5.63	107.79	110.60
35	BA	252	G	N1-C6-O6	-5.63	116.52	119.90
35	BA	1125	G	C4-C5-C6	5.63	122.18	118.80
35	BA	1292	U	N3-C4-O4	5.63	123.34	119.40
35	BA	1356	G	O4'-C1'-N9	5.63	112.70	108.20
35	BA	1383	C	C5-C4-N4	-5.63	116.26	120.20
35	BA	1802	A	C3'-C2'-C1'	5.63	106.00	101.50
35	BA	2116	G	O5'-P-OP2	-5.63	100.63	105.70
35	BA	2387	U	N3-C4-C5	5.63	117.98	114.60
35	BA	2452	C	N3-C2-O2	5.63	125.84	121.90
35	BA	2610	C	N3-C4-C5	5.63	124.15	121.90
35	BA	2895	U	O4'-C1'-N1	-5.63	103.70	108.20
36	BB	60	C	C6-N1-C2	5.63	122.55	120.30
57	BZ	120	ILE	CB-CA-C	-5.63	100.34	111.60
1	AA	356	A	C4-C5-N7	-5.63	107.89	110.70
1	AA	516	U	N1-C2-N3	5.63	118.28	114.90
1	AA	972	C	N3-C4-N4	5.63	121.94	118.00
1	AA	1306	A	C5-C6-N1	-5.63	114.89	117.70
1	AA	1401	G	C4-C5-N7	5.63	113.05	110.80
35	BA	336	C	N1-C2-O2	-5.63	115.52	118.90
35	BA	1849	G	C5'-C4'-C3'	-5.63	107.00	116.00

Continued on next page...

Continued from previous page...

Mol	Chain	Res	Type	Atoms	Z	Observed(°)	Ideal(°)
35	BA	785	G	O5'-P-OP1	-5.62	100.64	105.70
35	BA	827	U	O4'-C1'-N1	5.62	112.70	108.20
35	BA	2013	A	C6-C5-N7	5.62	136.24	132.30
35	BA	2587	A	C5-N7-C8	5.62	106.71	103.90
36	BB	11	C	N1-C1'-C2'	5.62	121.31	114.00
36	BB	95	C	C2-N3-C4	-5.62	117.09	119.90
1	AA	613	C	C5-C4-N4	5.62	124.14	120.20
1	AA	1198	G	C4-C5-C6	5.62	122.17	118.80
35	BA	271(J)	C	C5-C4-N4	-5.62	116.26	120.20
35	BA	519	U	C5-C4-O4	5.62	129.27	125.90
35	BA	614(A)	U	C2-N3-C4	5.62	130.37	127.00
35	BA	1077	A	C5-C6-N1	5.62	120.51	117.70
35	BA	1859	A	N1-C2-N3	5.62	132.11	129.30
35	BA	2021	C	O4'-C1'-N1	5.62	112.70	108.20
35	BA	2657	A	N7-C8-N9	5.62	116.61	113.80
35	BA	2673	G	C8-N9-C4	-5.62	104.15	106.40
1	AA	172	A	O4'-C1'-C2'	5.62	112.66	107.60
1	AA	1184	G	N1-C2-N3	-5.62	120.53	123.90
27	B2	51	ARG	NE-CZ-NH1	-5.62	117.49	120.30
35	BA	406	G	C2-N3-C4	5.62	114.71	111.90
35	BA	958	U	C5-C6-N1	5.62	125.51	122.70
35	BA	1487	G	N9-C4-C5	-5.62	103.15	105.40
35	BA	2672	G	N1-C6-O6	5.62	123.27	119.90
36	BB	95	C	C5-C6-N1	5.62	123.81	121.00
1	AA	1033	G	C5'-C4'-O4'	5.62	115.84	109.10
1	AA	1350	A	N9-C4-C5	5.62	108.05	105.80
35	BA	2172	U	N1-C2-O2	5.62	126.73	122.80
35	BA	2644	G	O4'-C1'-N9	-5.62	103.70	108.20
1	AA	1007	C	C5-C6-N1	-5.62	118.19	121.00
35	BA	451	C	N1-C2-O2	-5.62	115.53	118.90
35	BA	560	C	C5-C6-N1	-5.62	118.19	121.00
35	BA	1040	C	C4-C5-C6	5.62	120.21	117.40
35	BA	1270	C	C3'-C2'-C1'	5.62	106.00	101.50
35	BA	1626	G	N9-C4-C5	-5.62	103.15	105.40
37	BC	164	PHE	CB-CG-CD2	5.62	124.73	120.80
1	AA	5	U	C6-N1-C2	-5.62	117.63	121.00
35	BA	1469	A	C4-C5-C6	5.62	119.81	117.00
35	BA	2363	C	O4'-C1'-N1	5.62	112.69	108.20
35	BA	2473	U	C5-C4-O4	-5.62	122.53	125.90
38	BD	214	TRP	CD1-NE1-CE2	-5.62	103.94	109.00
1	AA	416	G	C2-N3-C4	5.62	114.71	111.90
1	AA	838	G	C4-C5-C6	-5.62	115.43	118.80

Continued on next page...

Continued from previous page...

Mol	Chain	Res	Type	Atoms	Z	Observed(°)	Ideal(°)
35	BA	228	A	C5-C6-N1	5.62	120.51	117.70
35	BA	363(B)	G	C5-N7-C8	-5.62	101.49	104.30
35	BA	654(N)	G	N1-C6-O6	5.62	123.27	119.90
35	BA	770	G	C4-C5-N7	-5.62	108.55	110.80
35	BA	995	C	C5-C4-N4	-5.62	116.27	120.20
35	BA	1587	A	C4-C5-N7	5.62	113.51	110.70
35	BA	2302	G	C2-N3-C4	5.62	114.71	111.90
36	BB	47	C	C4-C5-C6	-5.62	114.59	117.40
52	BU	101	ARG	NE-CZ-NH2	-5.62	117.49	120.30
1	AA	816	A	O4'-C1'-N9	5.61	112.69	108.20
22	AV	73	A	C8-N9-C4	5.61	108.05	105.80
35	BA	603	A	O4'-C1'-N9	5.61	112.69	108.20
35	BA	809	G	N1-C2-N2	-5.61	111.15	116.20
35	BA	1010	A	C2-N3-C4	5.61	113.41	110.60
35	BA	1177	A	C4-C5-N7	-5.61	107.89	110.70
35	BA	1302	A	C5-N7-C8	-5.61	101.09	103.90
35	BA	1343	G	N3-C2-N2	5.61	123.83	119.90
35	BA	2156	G	N7-C8-N9	5.61	115.91	113.10
35	BA	2889	C	N1-C2-O2	5.61	122.27	118.90
38	BD	16	MET	N-CA-CB	-5.61	100.49	110.60
1	AA	797	C	N3-C4-C5	-5.61	119.66	121.90
1	AA	882	C	C2-N3-C4	5.61	122.71	119.90
35	BA	1215	G	C8-N9-C4	-5.61	104.16	106.40
1	AA	962	C	C5-C6-N1	5.61	123.81	121.00
1	AA	1226	C	N3-C4-N4	-5.61	114.07	118.00
1	AA	1475	G	N1-C2-N2	5.61	121.25	116.20
3	AC	131	ARG	NE-CZ-NH1	-5.61	117.50	120.30
35	BA	611	C	N3-C4-C5	-5.61	119.66	121.90
35	BA	1910	G	N9-C4-C5	5.61	107.64	105.40
35	BA	2053	G	N7-C8-N9	-5.61	110.30	113.10
35	BA	2505	G	C3'-C2'-C1'	5.61	105.99	101.50
35	BA	2776	A	C5-C6-N1	5.61	120.50	117.70
1	AA	148	G	C8-N9-C4	5.61	108.64	106.40
1	AA	401	C	C5-C4-N4	-5.61	116.27	120.20
35	BA	272	G	C4-C5-N7	-5.61	108.56	110.80
36	BB	69	G	N1-C6-O6	5.61	123.27	119.90
1	AA	251	G	C5'-C4'-O4'	5.61	115.83	109.10
1	AA	956	U	N1-C2-O2	-5.61	118.87	122.80
1	AA	1112	C	C5-C6-N1	-5.61	118.20	121.00
35	BA	244	A	C6-C5-N7	5.61	136.23	132.30
35	BA	257	A	C4-C5-N7	5.61	113.50	110.70
35	BA	585	G	C5-C6-O6	-5.61	125.24	128.60

Continued on next page...

Continued from previous page...

Mol	Chain	Res	Type	Atoms	Z	Observed(°)	Ideal(°)
35	BA	1457	A	C6-C5-N7	-5.61	128.37	132.30
35	BA	2312	U	C4-C5-C6	5.61	123.06	119.70
1	AA	17	U	N3-C4-C5	5.61	117.96	114.60
1	AA	605	U	C4-C5-C6	5.61	123.06	119.70
35	BA	110	G	C1'-O4'-C4'	-5.61	105.42	109.90
35	BA	180	G	N1-C2-N3	-5.61	120.54	123.90
35	BA	1152	C	C1'-O4'-C4'	-5.61	105.42	109.90
35	BA	2753	A	C5-N7-C8	-5.61	101.10	103.90
35	BA	2821	A	C2-N3-C4	-5.61	107.80	110.60
1	AA	382	A	N7-C8-N9	-5.60	111.00	113.80
1	AA	439	A	N9-C4-C5	-5.60	103.56	105.80
1	AA	1475	G	C6-C5-N7	5.60	133.76	130.40
35	BA	407	G	C6-N1-C2	5.60	128.46	125.10
35	BA	485	C	C6-N1-C2	-5.60	118.06	120.30
35	BA	563	G	C8-N9-C4	-5.60	104.16	106.40
35	BA	832	G	C5-C6-O6	-5.60	125.24	128.60
35	BA	1683	C	C4-C5-C6	5.60	120.20	117.40
35	BA	2651	C	C6-N1-C2	5.60	122.54	120.30
1	AA	812	C	OP2-P-O3'	5.60	117.53	105.20
35	BA	1203	G	N3-C4-N9	5.60	129.36	126.00
35	BA	2245	U	C4-C5-C6	-5.60	116.34	119.70
35	BA	2680	C	C3'-C2'-C1'	-5.60	97.02	101.50
1	AA	660	G	C6-C5-N7	-5.60	127.04	130.40
1	AA	1153	C	C5'-C4'-O4'	5.60	115.82	109.10
1	AA	1349	A	C3'-C2'-C1'	-5.60	97.02	101.50
35	BA	742	G	N1-C2-N3	5.60	127.26	123.90
35	BA	1022	G	C5-C6-O6	5.60	131.96	128.60
35	BA	1159	U	C5-C4-O4	-5.60	122.54	125.90
35	BA	1626	G	C8-N9-C4	5.60	108.64	106.40
1	AA	1144	G	O4'-C1'-N9	5.60	112.68	108.20
1	AA	1488	G	N1-C2-N3	-5.60	120.54	123.90
35	BA	445	C	C6-N1-C2	-5.60	118.06	120.30
35	BA	708	C	C6-N1-C2	-5.60	118.06	120.30
35	BA	932	G	C8-N9-C1'	5.60	134.28	127.00
35	BA	1523	U	O4'-C1'-N1	5.60	112.68	108.20
35	BA	1985	G	N7-C8-N9	-5.60	110.30	113.10
35	BA	2524	G	N1-C6-O6	-5.60	116.54	119.90
35	BA	2662	A	C5-N7-C8	5.60	106.70	103.90
1	AA	371	G	C4-C5-C6	-5.60	115.44	118.80
1	AA	953	G	C4-C5-N7	-5.60	108.56	110.80
35	BA	378	C	C2'-C3'-O3'	5.60	122.66	113.70
35	BA	480	A	N3-C4-C5	-5.60	122.88	126.80

Continued on next page...

Continued from previous page...

Mol	Chain	Res	Type	Atoms	Z	Observed(°)	Ideal(°)
35	BA	629	G	N9-C4-C5	-5.60	103.16	105.40
35	BA	1579	A	N7-C8-N9	-5.60	111.00	113.80
1	AA	443	C	C6-N1-C2	5.60	122.54	120.30
1	AA	1173	G	N3-C4-N9	-5.60	122.64	126.00
35	BA	128	C	N3-C4-N4	5.60	121.92	118.00
35	BA	2490	G	C4-C5-C6	-5.60	115.44	118.80
35	BA	2562	U	C3'-C2'-C1'	-5.60	97.02	101.50
35	BA	2810	A	C1'-O4'-C4'	5.60	114.38	109.90
35	BA	60	G	N3-C2-N2	-5.59	115.98	119.90
35	BA	591	C	N3-C4-N4	5.59	121.92	118.00
35	BA	1756	G	N1-C6-O6	-5.59	116.54	119.90
35	BA	1887	C	O4'-C1'-N1	5.59	112.68	108.20
35	BA	2667	C	C5-C6-N1	-5.59	118.20	121.00
1	AA	884	U	C5-C6-N1	5.59	125.50	122.70
35	BA	1718	G	C5'-C4'-C3'	-5.59	107.05	116.00
35	BA	2429	G	N9-C4-C5	-5.59	103.16	105.40
1	AA	756	C	C2-N3-C4	-5.59	117.11	119.90
35	BA	326	G	C5-C6-O6	-5.59	125.25	128.60
35	BA	1136	G	O4'-C1'-N9	-5.59	103.73	108.20
35	BA	1198	U	C2-N1-C1'	5.59	124.41	117.70
35	BA	1382	G	O4'-C1'-N9	5.59	112.67	108.20
35	BA	1996	C	N3-C4-N4	-5.59	114.09	118.00
35	BA	2275	C	N3-C4-N4	5.59	121.91	118.00
35	BA	2664	G	C8-N9-C4	-5.59	104.16	106.40
35	BA	2681	C	C6-N1-C2	-5.59	118.06	120.30
57	BZ	45	ASP	CB-CG-OD2	5.59	123.33	118.30
1	AA	116	A	C8-N9-C4	5.59	108.04	105.80
1	AA	680	C	C6-N1-C2	-5.59	118.06	120.30
1	AA	1060	C	N3-C4-N4	5.59	121.91	118.00
1	AA	1138	G	C6-N1-C2	-5.59	121.75	125.10
35	BA	87	C	C6-N1-C2	-5.59	118.06	120.30
35	BA	1404	C	N3-C4-C5	5.59	124.14	121.90
35	BA	1929	G	C4-C5-N7	-5.59	108.56	110.80
1	AA	101	A	C5-C6-N6	5.59	128.17	123.70
1	AA	546	G	N9-C4-C5	5.59	107.64	105.40
35	BA	102	G	C2-N3-C4	-5.59	109.11	111.90
35	BA	2203	U	O4'-C1'-N1	-5.59	103.73	108.20
1	AA	1017	G	C5-C6-O6	5.59	131.95	128.60
1	AA	1110	A	N7-C8-N9	-5.59	111.01	113.80
1	AA	1146	A	C5'-C4'-O4'	-5.59	102.40	109.10
4	AD	20	TYR	CB-CG-CD1	5.59	124.35	121.00
35	BA	86	C	C3'-C2'-C1'	5.59	105.97	101.50

Continued on next page...

Continued from previous page...

Mol	Chain	Res	Type	Atoms	Z	Observed(°)	Ideal(°)
35	BA	530	G	C5-C6-N1	-5.59	108.71	111.50
35	BA	1018	C	C6-N1-C2	-5.59	118.06	120.30
35	BA	1456	G	N1-C2-N3	5.59	127.25	123.90
35	BA	2084	C	C5-C6-N1	5.59	123.79	121.00
36	BB	76	G	O4'-C1'-N9	-5.59	103.73	108.20
36	BB	99	G	O4'-C1'-N9	-5.59	103.73	108.20
48	BQ	51	ARG	NH1-CZ-NH2	-5.59	113.25	119.40
1	AA	773	G	N9-C1'-C2'	-5.58	105.86	112.00
35	BA	1017	G	C5-C6-N1	5.58	114.29	111.50
35	BA	1056	G	N3-C4-C5	-5.58	125.81	128.60
35	BA	1178	C	N3-C4-C5	-5.58	119.67	121.90
35	BA	1443	G	C2-N3-C4	5.58	114.69	111.90
35	BA	1635	G	N9-C4-C5	-5.58	103.17	105.40
35	BA	2774	C	N1-C2-O2	5.58	122.25	118.90
35	BA	2813	A	C4-C5-C6	-5.58	114.21	117.00
1	AA	198	G	N7-C8-N9	-5.58	110.31	113.10
1	AA	1062	U	N3-C4-O4	5.58	123.31	119.40
12	AL	102	ARG	NE-CZ-NH1	-5.58	117.51	120.30
22	AV	13	C	O4'-C1'-N1	-5.58	103.73	108.20
35	BA	48	G	N3-C2-N2	-5.58	115.99	119.90
35	BA	96	G	C5-C6-O6	-5.58	125.25	128.60
35	BA	121	G	C5-C6-N1	5.58	114.29	111.50
35	BA	310	A	C4-C5-N7	-5.58	107.91	110.70
35	BA	500	G	C2-N3-C4	-5.58	109.11	111.90
35	BA	517	C	N3-C2-O2	-5.58	117.99	121.90
35	BA	663	G	N1-C6-O6	5.58	123.25	119.90
35	BA	1308	A	O4'-C1'-N9	5.58	112.67	108.20
35	BA	1539	G	C6-N1-C2	5.58	128.45	125.10
35	BA	1701	A	C6-N1-C2	5.58	121.95	118.60
35	BA	2055	C	C5-C6-N1	-5.58	118.21	121.00
35	BA	2267	A	N1-C2-N3	-5.58	126.51	129.30
35	BA	2693	A	N3-C4-N9	-5.58	122.93	127.40
35	BA	2721	A	C4-C5-C6	5.58	119.79	117.00
1	AA	741	G	N1-C2-N3	5.58	127.25	123.90
1	AA	1073	U	C4-C5-C6	5.58	123.05	119.70
1	AA	1456	G	C5-N7-C8	5.58	107.09	104.30
35	BA	1204	A	C1'-O4'-C4'	-5.58	105.44	109.90
35	BA	1231	G	N1-C6-O6	5.58	123.25	119.90
35	BA	1542	A	O4'-C1'-N9	5.58	112.67	108.20
35	BA	1835	G	C5'-C4'-C3'	-5.58	107.07	116.00
35	BA	1986	A	C4-C5-C6	5.58	119.79	117.00
35	BA	2242	G	N3-C2-N2	5.58	123.81	119.90

Continued on next page...

Continued from previous page...

Mol	Chain	Res	Type	Atoms	Z	Observed(°)	Ideal(°)
35	BA	2810	A	C4-C5-C6	-5.58	114.21	117.00
1	AA	154	C	C6-N1-C2	-5.58	118.07	120.30
35	BA	386	G	N7-C8-N9	5.58	115.89	113.10
35	BA	1139	G	C6-N1-C2	5.58	128.45	125.10
35	BA	1651	G	N1-C6-O6	5.58	123.25	119.90
35	BA	1842	G	C5-N7-C8	5.58	107.09	104.30
35	BA	1896	G	N7-C8-N9	5.58	115.89	113.10
35	BA	2004	G	C3'-C2'-C1'	5.58	105.96	101.50
35	BA	2262	U	C1'-O4'-C4'	-5.58	105.44	109.90
35	BA	2605	U	N3-C4-O4	-5.58	115.49	119.40
1	AA	8	A	C5-C6-N6	5.58	128.16	123.70
1	AA	262	A	N3-C4-C5	-5.58	122.89	126.80
1	AA	1001	A	N1-C2-N3	-5.58	126.51	129.30
35	BA	281	G	N3-C2-N2	5.58	123.81	119.90
35	BA	433	C	C5-C6-N1	5.58	123.79	121.00
35	BA	848	G	O4'-C1'-N9	-5.58	103.74	108.20
35	BA	1247	A	C8-N9-C4	5.58	108.03	105.80
35	BA	1802	A	C4-C5-N7	5.58	113.49	110.70
35	BA	2530	A	C5-N7-C8	-5.58	101.11	103.90
35	BA	2625	G	N7-C8-N9	5.58	115.89	113.10
1	AA	133	U	N3-C4-C5	-5.58	111.25	114.60
35	BA	115	C	C4-C5-C6	5.58	120.19	117.40
35	BA	1883	G	N9-C4-C5	-5.58	103.17	105.40
1	AA	1179	A	C1'-O4'-C4'	-5.58	105.44	109.90
15	AO	79	ARG	NE-CZ-NH1	-5.58	117.51	120.30
35	BA	738	G	N9-C4-C5	5.58	107.63	105.40
35	BA	839	U	C5-C4-O4	5.58	129.25	125.90
35	BA	1290	C	C6-N1-C2	-5.58	118.07	120.30
35	BA	2103	C	N3-C4-C5	5.58	124.13	121.90
35	BA	2238	G	N3-C4-C5	5.58	131.39	128.60
35	BA	2686	G	O4'-C1'-N9	5.58	112.66	108.20
1	AA	126	G	N3-C2-N2	-5.57	116.00	119.90
1	AA	129(A)	G	N1-C2-N3	-5.57	120.56	123.90
1	AA	313	A	C4-C5-N7	5.57	113.49	110.70
1	AA	1206	G	N1-C6-O6	5.57	123.24	119.90
35	BA	184	C	C2-N3-C4	-5.57	117.11	119.90
35	BA	765	G	O4'-C1'-N9	-5.57	103.74	108.20
35	BA	775	G	N1-C2-N2	-5.57	111.18	116.20
35	BA	1595	G	N3-C4-N9	-5.57	122.66	126.00
35	BA	1753	G	N9-C4-C5	5.57	107.63	105.40
35	BA	1854	A	N1-C2-N3	5.57	132.09	129.30
35	BA	2043	C	C2-N1-C1'	5.57	124.93	118.80

Continued on next page...

Continued from previous page...

Mol	Chain	Res	Type	Atoms	Z	Observed(°)	Ideal(°)
1	AA	1498	U	C5-C6-N1	5.57	125.49	122.70
35	BA	558	G	N3-C2-N2	5.57	123.80	119.90
35	BA	987	G	C8-N9-C4	-5.57	104.17	106.40
35	BA	1068	G	C6-N1-C2	5.57	128.44	125.10
1	AA	301	G	O4'-C1'-N9	5.57	112.66	108.20
1	AA	1175	G	C5-C6-O6	-5.57	125.26	128.60
1	AA	1222	G	N3-C4-C5	-5.57	125.81	128.60
1	AA	1239	A	N1-C2-N3	5.57	132.09	129.30
1	AA	1438	G	C5-N7-C8	-5.57	101.52	104.30
12	AL	64	TYR	CB-CG-CD2	-5.57	117.66	121.00
24	AY	191	ASP	CB-CG-OD1	5.57	123.31	118.30
35	BA	187	G	N7-C8-N9	-5.57	110.31	113.10
35	BA	271(W)	G	N9-C4-C5	5.57	107.63	105.40
35	BA	654(L)	G	C2-N3-C4	-5.57	109.11	111.90
35	BA	924	C	C5'-C4'-C3'	-5.57	107.09	116.00
35	BA	1943	U	N1-C1'-C2'	5.57	121.24	114.00
36	BB	71	C	C4-C5-C6	-5.57	114.61	117.40
1	AA	82	U	C5-C6-N1	5.57	125.48	122.70
1	AA	967	C	N3-C2-O2	-5.57	118.00	121.90
1	AA	1064	G	O4'-C1'-N9	5.57	112.66	108.20
1	AA	1303	C	C2-N3-C4	5.57	122.68	119.90
3	AC	196	LEU	CA-CB-CG	5.57	128.11	115.30
22	AV	6	G	C4-C5-C6	-5.57	115.46	118.80
31	B6	21	TYR	N-CA-C	5.57	126.04	111.00
35	BA	117	G	O4'-C1'-N9	5.57	112.66	108.20
35	BA	637	A	C8-N9-C4	-5.57	103.57	105.80
1	AA	1058	G	N9-C4-C5	-5.57	103.17	105.40
35	BA	79	G	N3-C2-N2	5.57	123.80	119.90
35	BA	1290	C	C4-C5-C6	5.57	120.18	117.40
35	BA	1620	G	N1-C6-O6	5.57	123.24	119.90
1	AA	136	C	N1-C2-O2	-5.57	115.56	118.90
1	AA	402	G	C8-N9-C4	-5.57	104.17	106.40
1	AA	705	U	N3-C4-C5	-5.57	111.26	114.60
1	AA	1144	G	C8-N9-C4	-5.57	104.17	106.40
1	AA	1391	U	N1-C2-O2	5.57	126.70	122.80
1	AA	1469	G	N7-C8-N9	5.57	115.88	113.10
35	BA	215	G	C4-C5-N7	5.57	113.03	110.80
35	BA	1219	G	C4-C5-C6	5.57	122.14	118.80
35	BA	1294	U	C5-C4-O4	5.57	129.24	125.90
35	BA	2094	G	C6-N1-C2	-5.57	121.76	125.10
35	BA	2309	A	C1'-O4'-C4'	-5.57	105.45	109.90
54	BW	22	ASP	CB-CG-OD2	-5.57	113.29	118.30

Continued on next page...

Continued from previous page...

Mol	Chain	Res	Type	Atoms	Z	Observed(°)	Ideal(°)
1	AA	890	G	O4'-C1'-N9	-5.56	103.75	108.20
1	AA	413	G	C4-C5-N7	-5.56	108.58	110.80
1	AA	946	A	C8-N9-C4	5.56	108.03	105.80
1	AA	1142	G	C4-C5-N7	5.56	113.03	110.80
1	AA	1251	A	C6-N1-C2	-5.56	115.26	118.60
4	AD	207	TYR	CB-CG-CD1	5.56	124.34	121.00
22	AV	63	G	N3-C4-C5	-5.56	125.82	128.60
35	BA	2735	G	C2-N3-C4	-5.56	109.12	111.90
35	BA	2747	G	N7-C8-N9	5.56	115.88	113.10
35	BA	1977	A	N1-C6-N6	5.56	121.94	118.60
36	BB	90	A	C8-N9-C4	-5.56	103.58	105.80
1	AA	483	C	N3-C4-C5	-5.56	119.68	121.90
1	AA	699	C	O4'-C1'-N1	-5.56	103.75	108.20
1	AA	733	A	N7-C8-N9	5.56	116.58	113.80
1	AA	1189	C	O4'-C1'-N1	-5.56	103.75	108.20
35	BA	400	G	C3'-C2'-C1'	-5.56	97.05	101.50
35	BA	830	G	N3-C2-N2	5.56	123.79	119.90
35	BA	1076	C	N1-C2-O2	5.56	122.24	118.90
35	BA	1178	C	C5-C6-N1	-5.56	118.22	121.00
35	BA	1568	G	N3-C4-N9	-5.56	122.66	126.00
35	BA	1785	A	C6-N1-C2	5.56	121.94	118.60
35	BA	2467	C	N3-C4-C5	-5.56	119.68	121.90
35	BA	2475	C	C5-C6-N1	-5.56	118.22	121.00
57	BZ	88	PHE	CB-CG-CD1	-5.56	116.91	120.80
1	AA	189(G)	G	C8-N9-C4	5.56	108.62	106.40
1	AA	837	G	C6-C5-N7	-5.56	127.06	130.40
1	AA	1023	G	N9-C1'-C2'	-5.56	105.89	112.00
35	BA	219	G	C2-N3-C4	-5.56	109.12	111.90
35	BA	729	G	C4'-C3'-C2'	5.56	108.16	102.60
35	BA	739	G	C5-N7-C8	-5.56	101.52	104.30
35	BA	2134	A	O4'-C1'-N9	-5.56	103.75	108.20
35	BA	2298	A	C8-N9-C4	-5.56	103.58	105.80
56	BY	35	TYR	CB-CG-CD1	-5.56	117.67	121.00
42	BH	149	ARG	NE-CZ-NH1	-5.56	117.52	120.30
46	BO	12	ASP	CB-CG-OD1	5.56	123.30	118.30
1	AA	327	A	C3'-C2'-C1'	5.55	105.94	101.50
35	BA	556	G	N3-C4-C5	5.55	131.38	128.60
35	BA	1041	C	C4-C5-C6	5.55	120.18	117.40
35	BA	1052	C	O4'-C1'-N1	-5.55	103.76	108.20
35	BA	1317	A	C5-C6-N1	5.55	120.48	117.70
35	BA	1378	A	C5'-C4'-O4'	-5.55	102.43	109.10
35	BA	1589	C	C6-N1-C2	-5.55	118.08	120.30

Continued on next page...

Continued from previous page...

Mol	Chain	Res	Type	Atoms	Z	Observed(°)	Ideal(°)
35	BA	1705	G	N3-C4-N9	5.55	129.33	126.00
35	BA	1987	G	C5'-C4'-C3'	-5.55	107.11	116.00
36	BB	119	G	C4-C5-N7	5.55	113.02	110.80
1	AA	631	G	C4-C5-N7	-5.55	108.58	110.80
1	AA	937	A	O4'-C1'-N9	5.55	112.64	108.20
1	AA	1175	G	N3-C4-C5	5.55	131.38	128.60
35	BA	2477	C	C5-C4-N4	5.55	124.09	120.20
1	AA	289	G	N3-C4-N9	5.55	129.33	126.00
1	AA	984	C	N3-C4-N4	-5.55	114.11	118.00
1	AA	1258	G	C8-N9-C4	-5.55	104.18	106.40
35	BA	507	A	C4'-C3'-C2'	-5.55	97.05	102.60
35	BA	867	C	C5-C6-N1	5.55	123.78	121.00
35	BA	1241	A	C3'-C2'-C1'	5.55	105.94	101.50
35	BA	1513	C	C1'-O4'-C4'	-5.55	105.46	109.90
35	BA	2707	G	C2-N3-C4	-5.55	109.12	111.90
1	AA	403	C	C4-C5-C6	5.55	120.17	117.40
1	AA	531	U	C5-C6-N1	-5.55	119.93	122.70
1	AA	1407	C	N1-C2-N3	5.55	123.08	119.20
35	BA	10	G	N3-C4-N9	-5.55	122.67	126.00
35	BA	189	G	N9-C4-C5	-5.55	103.18	105.40
35	BA	493	G	C4-C5-N7	-5.55	108.58	110.80
35	BA	858	U	C4-C5-C6	5.55	123.03	119.70
35	BA	903	C	C5-C4-N4	5.55	124.08	120.20
35	BA	1529	G	C5-C6-O6	5.55	131.93	128.60
35	BA	2540	C	C6-N1-C2	-5.55	118.08	120.30
35	BA	52	A	N1-C6-N6	-5.55	115.27	118.60
35	BA	496	G	C3'-C2'-C1'	-5.55	97.06	101.50
35	BA	2306	C	C5-C6-N1	5.55	123.77	121.00
1	AA	189(C)	C	C2-N3-C4	-5.55	117.13	119.90
1	AA	266	G	C5'-C4'-O4'	-5.55	102.44	109.10
1	AA	294	U	N1-C2-O2	-5.55	118.92	122.80
1	AA	543	C	C2-N1-C1'	-5.55	112.70	118.80
1	AA	626	U	C5-C6-N1	5.55	125.47	122.70
1	AA	728	A	C2'-C3'-O3'	5.55	122.58	113.70
1	AA	1368	G	N3-C2-N2	5.55	123.78	119.90
1	AA	1529	G	N3-C4-C5	-5.55	125.83	128.60
2	AB	153	ARG	CD-NE-CZ	5.55	131.37	123.60
3	AC	188	LEU	CA-CB-CG	5.55	128.06	115.30
35	BA	309	G	N9-C4-C5	5.55	107.62	105.40
35	BA	1776	G	C8-N9-C4	-5.55	104.18	106.40
35	BA	2861	G	N7-C8-N9	5.55	115.87	113.10
35	BA	2881	C	C2-N3-C4	5.55	122.67	119.90

Continued on next page...

Continued from previous page...

Mol	Chain	Res	Type	Atoms	Z	Observed(°)	Ideal(°)
36	BB	89	G	C8-N9-C4	5.55	108.62	106.40
1	AA	1047	G	C6-C5-N7	-5.54	127.07	130.40
35	BA	37	C	C5-C4-N4	5.54	124.08	120.20
35	BA	1899	G	N3-C4-C5	5.54	131.37	128.60
35	BA	2054	A	C4-C5-C6	-5.54	114.23	117.00
35	BA	2142	C	N1-C2-O2	5.54	122.23	118.90
35	BA	2157	G	C8-N9-C4	-5.54	104.18	106.40
35	BA	2820	A	O4'-C1'-N9	5.54	112.64	108.20
37	BC	74	ARG	NE-CZ-NH2	-5.54	117.53	120.30
1	AA	653	A	N3-C4-N9	5.54	131.84	127.40
1	AA	860	A	C6-N1-C2	5.54	121.93	118.60
24	AY	504	ARG	NE-CZ-NH2	-5.54	117.53	120.30
35	BA	654(C)	G	C8-N9-C4	5.54	108.62	106.40
35	BA	1499	C	N3-C2-O2	5.54	125.78	121.90
35	BA	1635	G	C6-C5-N7	-5.54	127.07	130.40
35	BA	2301	C	C6-N1-C2	-5.54	118.08	120.30
36	BB	13	A	N7-C8-N9	5.54	116.57	113.80
1	AA	629	G	C5-N7-C8	5.54	107.07	104.30
35	BA	680	G	C4-C5-N7	-5.54	108.58	110.80
35	BA	945	A	C5'-C4'-O4'	5.54	115.75	109.10
36	BB	53	A	C5-N7-C8	5.54	106.67	103.90
40	BF	18	ARG	NE-CZ-NH1	5.54	123.07	120.30
1	AA	122	G	N3-C2-N2	5.54	123.78	119.90
1	AA	1363(A)	A	C5-N7-C8	5.54	106.67	103.90
35	BA	10	G	C2-N3-C4	-5.54	109.13	111.90
35	BA	646	A	N9-C4-C5	5.54	108.02	105.80
35	BA	1672	C	C6-N1-C2	-5.54	118.08	120.30
36	BB	52	A	C4-C5-C6	5.54	119.77	117.00
36	BB	115	G	C5-C6-N1	-5.54	108.73	111.50
1	AA	1145	C	C2-N3-C4	5.54	122.67	119.90
3	AC	24	ALA	N-CA-CB	-5.54	102.34	110.10
35	BA	1280	G	N3-C4-C5	5.54	131.37	128.60
35	BA	2299	G	N7-C8-N9	-5.54	110.33	113.10
35	BA	2658	C	C2-N3-C4	-5.54	117.13	119.90
35	BA	2679	A	N9-C4-C5	5.54	108.02	105.80
1	AA	179	A	C8-N9-C4	5.54	108.02	105.80
1	AA	1497	G	C6-C5-N7	-5.54	127.08	130.40
35	BA	817	C	N1-C2-O2	5.54	122.22	118.90
1	AA	1238	A	O4'-C1'-N9	-5.54	103.77	108.20
1	AA	1244	C	C2-N3-C4	-5.54	117.13	119.90
1	AA	1298	C	N3-C2-O2	-5.54	118.03	121.90
35	BA	271(N)	U	C4'-C3'-C2'	5.54	108.14	102.60

Continued on next page...

Continued from previous page...

Mol	Chain	Res	Type	Atoms	Z	Observed(°)	Ideal(°)
35	BA	272(B)	G	C2-N3-C4	-5.54	109.13	111.90
35	BA	593	G	N7-C8-N9	-5.54	110.33	113.10
35	BA	854	G	C6-C5-N7	5.54	133.72	130.40
35	BA	906	G	C5'-C4'-C3'	-5.54	107.14	116.00
35	BA	1490	A	C4-C5-N7	5.54	113.47	110.70
35	BA	1744	C	C6-N1-C2	5.54	122.51	120.30
35	BA	2429	G	N1-C2-N3	-5.54	120.58	123.90
36	BB	106	G	O4'-C1'-N9	-5.54	103.77	108.20
1	AA	947	G	N3-C4-C5	-5.53	125.83	128.60
24	AY	507	TYR	CB-CG-CD1	-5.53	117.68	121.00
35	BA	136	G	N3-C4-C5	5.53	131.37	128.60
35	BA	189	G	N1-C2-N3	5.53	127.22	123.90
35	BA	987	G	N3-C4-N9	-5.53	122.68	126.00
35	BA	1341	U	C5-C6-N1	5.53	125.47	122.70
35	BA	1529	G	N1-C2-N3	-5.53	120.58	123.90
35	BA	1866	C	C6-N1-C2	-5.53	118.09	120.30
35	BA	2145	C	C1'-O4'-C4'	5.53	114.33	109.90
49	BR	105	ARG	NE-CZ-NH2	-5.53	117.53	120.30
1	AA	106	C	O4'-C1'-N1	5.53	112.62	108.20
1	AA	926	G	C2-N3-C4	-5.53	109.13	111.90
22	AV	74	C	C4-C5-C6	5.53	120.17	117.40
35	BA	1139	G	C5'-C4'-C3'	5.53	124.85	116.00
35	BA	1465	G	C5-N7-C8	5.53	107.07	104.30
35	BA	1637	A	C4-C5-C6	5.53	119.77	117.00
35	BA	2742	C	N3-C4-C5	5.53	124.11	121.90
36	BB	71	C	N3-C4-N4	-5.53	114.13	118.00
35	BA	467	G	N9-C4-C5	5.53	107.61	105.40
35	BA	954	G	N1-C2-N3	-5.53	120.58	123.90
35	BA	1283	G	N1-C2-N3	-5.53	120.58	123.90
35	BA	2373	G	N7-C8-N9	5.53	115.87	113.10
35	BA	2470	G	N7-C8-N9	-5.53	110.33	113.10
35	BA	2573	C	N3-C2-O2	-5.53	118.03	121.90
1	AA	595	G	N7-C8-N9	5.53	115.86	113.10
1	AA	1032	G	O4'-C1'-N9	5.53	112.62	108.20
22	AV	13	C	N3-C4-N4	5.53	121.87	118.00
22	AV	44	A	C2-N3-C4	-5.53	107.84	110.60
35	BA	378	C	C2-N3-C4	-5.53	117.14	119.90
35	BA	1394	U	C5-C6-N1	-5.53	119.94	122.70
35	BA	1934	C	C6-N1-C2	5.53	122.51	120.30
1	AA	63	C	N3-C2-O2	5.53	125.77	121.90
1	AA	1044	A	N7-C8-N9	-5.53	111.04	113.80
1	AA	1170	A	C5-N7-C8	5.53	106.66	103.90

Continued on next page...

Continued from previous page...

Mol	Chain	Res	Type	Atoms	Z	Observed(°)	Ideal(°)
3	AC	190	ARG	NE-CZ-NH1	5.53	123.06	120.30
35	BA	872	A	C2-N3-C4	5.53	113.36	110.60
35	BA	1423	G	N3-C4-N9	5.53	129.32	126.00
36	BB	98	G	C5-N7-C8	5.53	107.06	104.30
1	AA	245	C	C5-C4-N4	5.53	124.07	120.20
1	AA	397	A	N1-C2-N3	-5.53	126.54	129.30
22	AV	63	G	N7-C8-N9	5.53	115.86	113.10
35	BA	729	G	N3-C4-C5	5.53	131.36	128.60
35	BA	780	G	C5-C6-O6	-5.53	125.28	128.60
35	BA	1225	G	N1-C6-O6	5.53	123.22	119.90
35	BA	1538	G	C8-N9-C4	5.53	108.61	106.40
1	AA	788	U	N1-C2-O2	-5.52	118.93	122.80
1	AA	865	A	N9-C4-C5	-5.52	103.59	105.80
1	AA	969	A	N9-C4-C5	5.52	108.01	105.80
1	AA	1121	U	N3-C2-O2	5.52	126.07	122.20
1	AA	1280	A	N1-C2-N3	-5.52	126.54	129.30
22	AV	64	G	C6-N1-C2	-5.52	121.79	125.10
35	BA	1954	G	C3'-C2'-C1'	-5.52	97.08	101.50
36	BB	103	G	O5'-P-OP2	5.52	117.33	110.70
35	BA	158	U	C3'-C2'-C1'	5.52	105.92	101.50
35	BA	993	G	C4-C5-N7	-5.52	108.59	110.80
35	BA	1011	G	N1-C6-O6	-5.52	116.59	119.90
35	BA	1190	G	N9-C1'-C2'	-5.52	105.92	112.00
35	BA	2866	U	C5-C6-N1	5.52	125.46	122.70
37	BC	54	ARG	NE-CZ-NH1	5.52	123.06	120.30
55	BX	44	GLU	OE1-CD-OE2	-5.52	116.67	123.30
35	BA	1801	G	C5-N7-C8	-5.52	101.54	104.30
1	AA	345	C	O4'-C1'-N1	5.52	112.62	108.20
1	AA	549	C	N1-C2-O2	5.52	122.21	118.90
1	AA	627	G	O4'-C1'-N9	5.52	112.62	108.20
1	AA	702	A	C4-C5-N7	-5.52	107.94	110.70
1	AA	925	G	C5'-C4'-C3'	-5.52	107.17	116.00
1	AA	1045	C	N3-C4-C5	-5.52	119.69	121.90
1	AA	1287	A	C5-N7-C8	-5.52	101.14	103.90
22	AV	42	G	N1-C6-O6	-5.52	116.59	119.90
22	AV	53	G	C5-C6-N1	-5.52	108.74	111.50
35	BA	353	G	N1-C6-O6	5.52	123.21	119.90
35	BA	1426	G	C2-N3-C4	-5.52	109.14	111.90
35	BA	1614	A	N1-C2-N3	-5.52	126.54	129.30
35	BA	2059	A	C8-N9-C4	5.52	108.01	105.80
35	BA	2525	G	N3-C4-C5	-5.52	125.84	128.60
1	AA	342	C	N3-C2-O2	-5.52	118.04	121.90

Continued on next page...

Continued from previous page...

Mol	Chain	Res	Type	Atoms	Z	Observed(°)	Ideal(°)
1	AA	563	A	C3'-C2'-C1'	5.52	105.91	101.50
1	AA	1304	G	C4-C5-C6	5.52	122.11	118.80
35	BA	242	G	N1-C6-O6	-5.52	116.59	119.90
35	BA	362	U	O4'-C1'-N1	5.52	112.61	108.20
35	BA	823	G	O4'-C1'-N9	5.52	112.61	108.20
35	BA	943	U	C3'-C2'-C1'	5.52	105.91	101.50
35	BA	1777	U	C3'-C2'-C1'	-5.52	97.09	101.50
35	BA	2165	G	N1-C6-O6	-5.52	116.59	119.90
35	BA	2604	U	N3-C4-O4	-5.52	115.54	119.40
8	AH	91	ARG	NE-CZ-NH1	5.52	123.06	120.30
35	BA	2250	G	C6-C5-N7	-5.52	127.09	130.40
1	AA	857	C	C2-N3-C4	-5.51	117.14	119.90
1	AA	1080	A	C6-N1-C2	5.51	121.91	118.60
1	AA	1190	G	N3-C4-C5	5.51	131.36	128.60
1	AA	1510	U	C5-C6-N1	-5.51	119.94	122.70
35	BA	142	A	OP2-P-O3'	5.51	117.33	105.20
35	BA	573	G	C8-N9-C4	5.51	108.61	106.40
35	BA	1577	C	O4'-C1'-N1	-5.51	103.79	108.20
35	BA	1594	G	C4-C5-N7	-5.51	108.59	110.80
35	BA	1921	G	N1-C2-N3	-5.51	120.59	123.90
35	BA	1938	A	C4-C5-N7	5.51	113.46	110.70
35	BA	2426	A	C8-N9-C4	5.51	108.00	105.80
35	BA	2750	A	N3-C4-C5	-5.51	122.94	126.80
35	BA	2771	C	C2-N3-C4	-5.51	117.14	119.90
35	BA	2848	G	C8-N9-C4	-5.51	104.19	106.40
35	BA	2854	G	C6-C5-N7	-5.51	127.09	130.40
51	BT	112	ARG	NE-CZ-NH2	-5.51	117.54	120.30
1	AA	1281	U	C5-C6-N1	-5.51	119.94	122.70
35	BA	648	G	C5'-C4'-O4'	5.51	115.72	109.10
35	BA	875	G	N3-C4-N9	-5.51	122.69	126.00
35	BA	1710	C	N3-C2-O2	-5.51	118.04	121.90
35	BA	1986	A	C5-C6-N1	-5.51	114.94	117.70
35	BA	2471	C	C5-C4-N4	5.51	124.06	120.20
1	AA	1244	C	N1-C2-N3	5.51	123.06	119.20
1	AA	1460	A	C5-C6-N1	5.51	120.46	117.70
35	BA	454	A	C5-C6-N1	5.51	120.46	117.70
35	BA	482	A	C4-C5-N7	-5.51	107.94	110.70
35	BA	516	C	O4'-C1'-N1	-5.51	103.79	108.20
35	BA	1349	A	N7-C8-N9	-5.51	111.05	113.80
35	BA	1361	G	O4'-C1'-N9	-5.51	103.79	108.20
35	BA	1406	U	N3-C4-C5	5.51	117.91	114.60
35	BA	1991	U	C3'-C2'-C1'	5.51	105.91	101.50

Continued on next page...

Continued from previous page...

Mol	Chain	Res	Type	Atoms	Z	Observed(°)	Ideal(°)
35	BA	2239	G	C6-C5-N7	-5.51	127.09	130.40
35	BA	2872	G	C4-C5-C6	-5.51	115.49	118.80
36	BB	25	A	N9-C4-C5	5.51	108.00	105.80
1	AA	858	G	C5-C6-N1	-5.51	108.75	111.50
1	AA	902	G	N3-C4-N9	-5.51	122.69	126.00
1	AA	934	C	C5-C4-N4	5.51	124.06	120.20
35	BA	53	A	C5-C6-N1	-5.51	114.95	117.70
35	BA	2542	A	N9-C1'-C2'	5.51	121.16	114.00
1	AA	546	G	N7-C8-N9	-5.51	110.35	113.10
1	AA	1248	A	N7-C8-N9	5.51	116.55	113.80
4	AD	12	CYS	CA-CB-SG	5.51	123.91	114.00
35	BA	861	A	N9-C4-C5	5.51	108.00	105.80
35	BA	1964	G	C2-N3-C4	5.51	114.65	111.90
35	BA	2252	G	C4-C5-N7	-5.51	108.60	110.80
35	BA	2892	A	C4-C5-C6	-5.51	114.25	117.00
1	AA	531	U	N3-C4-O4	5.51	123.25	119.40
1	AA	1177	G	C2-N3-C4	5.51	114.65	111.90
35	BA	1788	C	C2-N3-C4	-5.51	117.15	119.90
35	BA	2000	G	C5'-C4'-O4'	-5.51	102.49	109.10
35	BA	2321	G	O4'-C1'-N9	-5.51	103.79	108.20
35	BA	2622	C	C5-C6-N1	-5.51	118.25	121.00
1	AA	933	G	N3-C4-C5	5.50	131.35	128.60
35	BA	1687	G	C4-N9-C1'	5.50	133.66	126.50
35	BA	1998	G	N9-C4-C5	5.50	107.60	105.40
1	AA	56	U	C5-C4-O4	5.50	129.20	125.90
35	BA	1651	G	C6-C5-N7	-5.50	127.10	130.40
1	AA	160	A	C6-C5-N7	-5.50	128.45	132.30
1	AA	175	C	N3-C4-C5	5.50	124.10	121.90
1	AA	1401	G	C2-N3-C4	5.50	114.65	111.90
4	AD	65	ARG	NE-CZ-NH2	5.50	123.05	120.30
22	AV	75	C	N1-C2-O2	-5.50	115.60	118.90
35	BA	59	U	N3-C4-O4	-5.50	115.55	119.40
35	BA	664	C	N3-C4-C5	5.50	124.10	121.90
35	BA	1105	U	N3-C4-O4	-5.50	115.55	119.40
35	BA	1883	G	N1-C6-O6	5.50	123.20	119.90
35	BA	2302	G	N9-C4-C5	5.50	107.60	105.40
35	BA	2441	C	N3-C4-N4	-5.50	114.15	118.00
36	BB	24	G	O5'-P-OP2	-5.50	100.75	105.70
1	AA	160	A	C4-C5-C6	5.50	119.75	117.00
1	AA	1341	U	C5-C4-O4	-5.50	122.60	125.90
35	BA	1619	G	N7-C8-N9	5.50	115.85	113.10
35	BA	1831	G	C5-C6-N1	5.50	114.25	111.50

Continued on next page...

Continued from previous page...

Mol	Chain	Res	Type	Atoms	Z	Observed(°)	Ideal(°)
35	BA	2552	U	C5-C6-N1	-5.50	119.95	122.70
1	AA	199	G	C4-C5-N7	5.50	113.00	110.80
1	AA	888	G	N1-C2-N3	-5.50	120.60	123.90
1	AA	1521	G	C8-N9-C4	5.50	108.60	106.40
35	BA	995	C	O4'-C1'-N1	-5.50	103.80	108.20
35	BA	1184	G	C2-N3-C4	5.50	114.65	111.90
35	BA	1189	A	C8-N9-C4	-5.50	103.60	105.80
1	AA	358	U	C6-N1-C2	-5.50	117.70	121.00
1	AA	825	G	C4-C5-C6	5.50	122.10	118.80
1	AA	1295	G	N1-C2-N3	-5.50	120.60	123.90
1	AA	1308	U	C5-C6-N1	5.50	125.45	122.70
23	AX	12	A	C4-C5-N7	-5.50	107.95	110.70
35	BA	350	U	C2-N3-C4	-5.50	123.70	127.00
35	BA	771	G	N9-C4-C5	-5.50	103.20	105.40
35	BA	1548	C	C6-N1-C2	5.50	122.50	120.30
35	BA	1888	G	C3'-C2'-C1'	5.50	105.90	101.50
35	BA	2545	G	C5-N7-C8	5.50	107.05	104.30
45	BN	97	ARG	NE-CZ-NH1	5.50	123.05	120.30
57	BZ	19	ARG	NE-CZ-NH1	-5.50	117.55	120.30
1	AA	1505	G	C4-C5-N7	-5.50	108.60	110.80
22	AV	23	C	N3-C4-C5	-5.50	119.70	121.90
35	BA	962	G	N7-C8-N9	5.50	115.85	113.10
35	BA	1076	C	O4'-C1'-N1	-5.50	103.80	108.20
35	BA	1757	U	N1-C2-O2	5.50	126.65	122.80
35	BA	1762	A	C6-C5-N7	5.50	136.15	132.30
35	BA	2688	U	C2-N3-C4	-5.50	123.70	127.00
1	AA	338	A	N7-C8-N9	5.49	116.55	113.80
1	AA	951	G	N3-C4-N9	-5.49	122.70	126.00
1	AA	1353	G	C4-C5-N7	5.49	113.00	110.80
35	BA	25	U	C1'-O4'-C4'	5.49	114.30	109.90
35	BA	607	U	C2-N3-C4	5.49	130.30	127.00
35	BA	1193	G	N3-C2-N2	5.49	123.75	119.90
35	BA	1295	C	C2-N3-C4	-5.49	117.15	119.90
35	BA	1492	G	N9-C4-C5	-5.49	103.20	105.40
35	BA	1571	A	C5-C6-N1	5.49	120.45	117.70
35	BA	1797	C	C4-C5-C6	5.49	120.15	117.40
35	BA	2271	G	N9-C4-C5	-5.49	103.20	105.40
35	BA	2531	A	N1-C6-N6	-5.49	115.30	118.60
35	BA	1704	G	N3-C2-N2	-5.49	116.06	119.90
35	BA	2730	C	C3'-C2'-C1'	-5.49	97.11	101.50
35	BA	2787	C	C4-C5-C6	5.49	120.15	117.40
35	BA	811	U	N3-C4-C5	5.49	117.89	114.60

Continued on next page...

Continued from previous page...

Mol	Chain	Res	Type	Atoms	Z	Observed(°)	Ideal(°)
35	BA	2053	G	C5-C6-O6	-5.49	125.31	128.60
1	AA	823	G	C5-N7-C8	5.49	107.04	104.30
1	AA	981	U	C2-N3-C4	5.49	130.29	127.00
1	AA	1142	G	N9-C4-C5	-5.49	103.20	105.40
1	AA	1318	A	C6-C5-N7	-5.49	128.46	132.30
35	BA	976	C	C6-N1-C2	-5.49	118.11	120.30
35	BA	1949	G	C5-C6-N1	-5.49	108.75	111.50
8	AH	18	ARG	NE-CZ-NH1	5.49	123.04	120.30
35	BA	955	C	C5-C6-N1	5.49	123.74	121.00
35	BA	1274	A	C5-N7-C8	-5.49	101.16	103.90
1	AA	1175	G	C2-N3-C4	-5.49	109.16	111.90
1	AA	1494	G	C5-N7-C8	5.49	107.04	104.30
23	AX	15	A	N1-C2-N3	-5.49	126.56	129.30
35	BA	632	A	C5-C6-N1	-5.49	114.96	117.70
35	BA	964	C	C5'-C4'-C3'	-5.49	107.22	116.00
35	BA	1696	G	C5-C6-N1	-5.49	108.76	111.50
35	BA	1858	G	C8-N9-C4	-5.49	104.21	106.40
35	BA	2135	A	C4-C5-C6	5.49	119.74	117.00
35	BA	2729	G	O4'-C4'-C3'	5.49	110.49	106.10
1	AA	557	G	C5-C6-O6	5.48	131.89	128.60
35	BA	1113	U	N3-C4-C5	5.48	117.89	114.60
1	AA	1432	G	N9-C4-C5	5.48	107.59	105.40
35	BA	290	G	N9-C4-C5	5.48	107.59	105.40
35	BA	413	C	O4'-C1'-N1	-5.48	103.81	108.20
35	BA	962	G	C5-N7-C8	-5.48	101.56	104.30
35	BA	1055	G	N7-C8-N9	5.48	115.84	113.10
35	BA	1136	G	C2-N3-C4	5.48	114.64	111.90
35	BA	1280	G	C5-C6-N1	5.48	114.24	111.50
35	BA	1705	G	C5-N7-C8	5.48	107.04	104.30
35	BA	1940	U	C3'-C2'-C1'	-5.48	97.11	101.50
35	BA	2749	A	N1-C6-N6	-5.48	115.31	118.60
35	BA	2820	A	C5-N7-C8	-5.48	101.16	103.90
35	BA	2859	G	C8-N9-C4	-5.48	104.21	106.40
1	AA	283	C	C5-C6-N1	-5.48	118.26	121.00
1	AA	835	U	C4-C5-C6	-5.48	116.41	119.70
1	AA	1423	G	C8-N9-C4	5.48	108.59	106.40
1	AA	1525	G	C5-C6-O6	-5.48	125.31	128.60
22	AV	21	A	C1'-O4'-C4'	-5.48	105.52	109.90
35	BA	634	C	N3-C4-C5	-5.48	119.71	121.90
35	BA	903	C	C2-N3-C4	-5.48	117.16	119.90
35	BA	1064	C	C2-N3-C4	-5.48	117.16	119.90
35	BA	1529	G	C2-N3-C4	5.48	114.64	111.90

Continued on next page...

Continued from previous page...

Mol	Chain	Res	Type	Atoms	Z	Observed(°)	Ideal(°)
35	BA	1699	G	C5-C6-O6	5.48	131.89	128.60
35	BA	1717	G	N7-C8-N9	5.48	115.84	113.10
35	BA	2299	G	C8-N9-C4	5.48	108.59	106.40
35	BA	2400	G	C6-N1-C2	-5.48	121.81	125.10
35	BA	2429	G	C2-N3-C4	5.48	114.64	111.90
35	BA	2522	U	N3-C2-O2	5.48	126.04	122.20
35	BA	2862	G	N9-C4-C5	5.48	107.59	105.40
36	BB	65	C	N3-C2-O2	-5.48	118.06	121.90
49	BR	8	ARG	NE-CZ-NH1	-5.48	117.56	120.30
1	AA	518	C	O4'-C1'-C2'	-5.48	100.32	105.80
1	AA	1064	G	N3-C2-N2	-5.48	116.06	119.90
1	AA	1404	C	C2-N3-C4	5.48	122.64	119.90
35	BA	702	G	N1-C2-N3	5.48	127.19	123.90
35	BA	1667	G	N3-C2-N2	5.48	123.74	119.90
35	BA	1838	C	N1-C1'-C2'	5.48	121.12	114.00
35	BA	2561	A	C5-C6-N1	-5.48	114.96	117.70
35	BA	2785	C	N1-C2-O2	-5.48	115.61	118.90
1	AA	335	C	N3-C4-C5	5.48	124.09	121.90
1	AA	910	C	N1-C2-O2	-5.48	115.61	118.90
1	AA	1002	G	C4-C5-N7	5.48	112.99	110.80
35	BA	932	G	N1-C2-N3	5.48	127.19	123.90
35	BA	1278	A	N1-C2-N3	-5.48	126.56	129.30
35	BA	1667	G	C6-N1-C2	5.48	128.39	125.10
35	BA	1930	G	O4'-C1'-N9	5.48	112.58	108.20
35	BA	2017	U	O5'-P-OP2	-5.48	100.77	105.70
35	BA	2162	G	C8-N9-C4	5.48	108.59	106.40
35	BA	2833	G	N7-C8-N9	5.48	115.84	113.10
36	BB	61	G	C5-C6-N1	-5.48	108.76	111.50
1	AA	1442	G	N7-C8-N9	-5.48	110.36	113.10
1	AA	1511	G	C5-C6-N1	5.48	114.24	111.50
35	BA	131	G	C4-C5-C6	5.48	122.09	118.80
35	BA	1612	C	C4-C5-C6	5.48	120.14	117.40
1	AA	300	A	O4'-C1'-N9	-5.47	103.82	108.20
1	AA	977	A	N1-C2-N3	5.47	132.04	129.30
16	AP	17	TYR	CB-CG-CD2	5.47	124.28	121.00
35	BA	536	A	N1-C2-N3	5.47	132.04	129.30
35	BA	568	U	N3-C2-O2	5.47	126.03	122.20
35	BA	901	A	C5'-C4'-C3'	-5.47	107.24	116.00
35	BA	1443	G	C4-C5-N7	5.47	112.99	110.80
35	BA	1642	G	C8-N9-C4	-5.47	104.21	106.40
35	BA	2333	A	N3-C4-C5	-5.47	122.97	126.80
35	BA	2394	C	N3-C4-C5	5.47	124.09	121.90

Continued on next page...

Continued from previous page...

Mol	Chain	Res	Type	Atoms	Z	Observed(°)	Ideal(°)
35	BA	2584	U	N1-C1'-C2'	-5.47	105.98	112.00
36	BB	3	C	C6-N1-C2	-5.47	118.11	120.30
1	AA	572	A	N9-C1'-C2'	5.47	121.11	114.00
1	AA	990	C	C2-N3-C4	-5.47	117.16	119.90
1	AA	1120	G	N7-C8-N9	5.47	115.84	113.10
35	BA	650	C	N1-C2-N3	-5.47	115.37	119.20
35	BA	1326	U	O4'-C1'-N1	-5.47	103.82	108.20
35	BA	2226	C	C5-C6-N1	5.47	123.74	121.00
35	BA	2604	U	N1-C2-O2	5.47	126.63	122.80
35	BA	2805	G	N1-C6-O6	-5.47	116.62	119.90
36	BB	11	C	O4'-C1'-N1	-5.47	103.82	108.20
1	AA	663	A	C6-C5-N7	-5.47	128.47	132.30
35	BA	733	G	C5-C6-N1	5.47	114.24	111.50
35	BA	909	A	N9-C4-C5	5.47	107.99	105.80
35	BA	1272	A	C6-N1-C2	5.47	121.88	118.60
35	BA	1332	G	N7-C8-N9	5.47	115.84	113.10
35	BA	2129	C	C3'-C2'-C1'	5.47	105.88	101.50
35	BA	2302	G	C4-C5-N7	-5.47	108.61	110.80
36	BB	13	A	N1-C2-N3	-5.47	126.56	129.30
48	BQ	135	ASP	CB-CG-OD1	-5.47	113.38	118.30
1	AA	1029	C	N3-C4-C5	-5.47	119.71	121.90
1	AA	1521	G	C2-N3-C4	5.47	114.64	111.90
22	AV	17	C	C4-C5-C6	-5.47	114.67	117.40
35	BA	2112	G	C8-N9-C4	-5.47	104.21	106.40
35	BA	2155	G	N3-C4-N9	5.47	129.28	126.00
35	BA	2608	G	C5-C6-N1	5.47	114.23	111.50
1	AA	491	G	C6-N1-C2	-5.47	121.82	125.10
1	AA	1442	G	C4-C5-N7	5.47	112.99	110.80
35	BA	1256	G	C4'-C3'-C2'	-5.47	97.13	102.60
35	BA	1784	A	C5-N7-C8	-5.47	101.17	103.90
35	BA	1876	A	C8-N9-C4	5.47	107.99	105.80
35	BA	2334	G	C6-C5-N7	-5.47	127.12	130.40
1	AA	156	G	N9-C4-C5	-5.47	103.21	105.40
1	AA	279	A	C5-C6-N1	5.47	120.43	117.70
1	AA	413	G	C6-N1-C2	5.47	128.38	125.10
1	AA	736	C	C4-C5-C6	5.47	120.13	117.40
22	AV	64	G	C8-N9-C4	-5.47	104.21	106.40
35	BA	195	A	C5-C6-N6	5.47	128.07	123.70
35	BA	969	U	C2-N3-C4	-5.47	123.72	127.00
35	BA	1266	G	C5-N7-C8	5.47	107.03	104.30
35	BA	1915	U	C5-C4-O4	-5.47	122.62	125.90
35	BA	2247	A	C8-N9-C4	-5.47	103.61	105.80

Continued on next page...

Continued from previous page...

Mol	Chain	Res	Type	Atoms	Z	Observed(°)	Ideal(°)
35	BA	2333	A	N1-C2-N3	5.47	132.03	129.30
35	BA	2444	G	C8-N9-C4	5.47	108.59	106.40
36	BB	85	G	C6-N1-C2	5.47	128.38	125.10
1	AA	9	G	C5-N7-C8	-5.46	101.57	104.30
1	AA	1287	A	O4'-C1'-N9	-5.46	103.83	108.20
35	BA	886	C	N3-C4-N4	-5.46	114.17	118.00
35	BA	1071	G	O4'-C1'-N9	-5.46	103.83	108.20
35	BA	1455	G	N3-C4-C5	-5.46	125.87	128.60
35	BA	2424	C	N3-C4-N4	5.46	121.83	118.00
1	AA	299	G	N3-C2-N2	-5.46	116.08	119.90
35	BA	195	A	N9-C4-C5	5.46	107.98	105.80
35	BA	544	G	N9-C4-C5	-5.46	103.22	105.40
35	BA	782	A	C6-N1-C2	-5.46	115.32	118.60
35	BA	1849	G	N3-C4-C5	-5.46	125.87	128.60
35	BA	2052	G	C2-N3-C4	-5.46	109.17	111.90
35	BA	2500	U	C5-C4-O4	5.46	129.18	125.90
1	AA	913	A	N9-C1'-C2'	5.46	121.10	114.00
1	AA	925	G	C5-C6-N1	5.46	114.23	111.50
1	AA	1504	G	C5-C6-N1	-5.46	108.77	111.50
35	BA	27	G	C5-N7-C8	5.46	107.03	104.30
35	BA	263	C	C1'-O4'-C4'	-5.46	105.53	109.90
35	BA	307	G	C5-C6-N1	-5.46	108.77	111.50
35	BA	1740	G	N3-C2-N2	-5.46	116.08	119.90
35	BA	1932	A	C6-N1-C2	-5.46	115.32	118.60
35	BA	2302	G	O4'-C1'-N9	-5.46	103.83	108.20
35	BA	2494	G	C2-N3-C4	-5.46	109.17	111.90
35	BA	2567	G	C1'-O4'-C4'	-5.46	105.53	109.90
35	BA	2162	G	N7-C8-N9	-5.46	110.37	113.10
35	BA	2860	A	C8-N9-C4	-5.46	103.62	105.80
35	BA	2886	G	N3-C4-N9	5.46	129.28	126.00
1	AA	132	C	C5-C6-N1	5.46	123.73	121.00
1	AA	563	A	C5-N7-C8	-5.46	101.17	103.90
1	AA	1235	U	C5-C4-O4	-5.46	122.62	125.90
35	BA	117	G	C5-C6-O6	5.46	131.88	128.60
35	BA	1046	A	C4-C5-C6	-5.46	114.27	117.00
35	BA	1359	A	N7-C8-N9	-5.46	111.07	113.80
35	BA	1571	A	N1-C6-N6	-5.46	115.33	118.60
35	BA	1781	C	C1'-O4'-C4'	-5.46	105.53	109.90
35	BA	2049	G	C4-C5-N7	5.46	112.98	110.80
35	BA	2329	G	C5-C6-N1	-5.46	108.77	111.50
50	BS	71	ARG	NE-CZ-NH1	5.46	123.03	120.30
1	AA	1186	G	N3-C4-C5	5.46	131.33	128.60

Continued on next page...

Continued from previous page...

Mol	Chain	Res	Type	Atoms	Z	Observed(°)	Ideal(°)
1	AA	1392	G	N7-C8-N9	5.46	115.83	113.10
1	AA	1524	C	C5-C4-N4	5.46	124.02	120.20
22	AV	31	G	C5-N7-C8	5.46	107.03	104.30
35	BA	820	A	C5-N7-C8	-5.46	101.17	103.90
35	BA	989	G	N1-C6-O6	5.46	123.17	119.90
35	BA	1244	G	O4'-C1'-N9	-5.46	103.83	108.20
35	BA	1259	G	N1-C2-N3	-5.46	120.63	123.90
35	BA	1552	G	N3-C4-N9	-5.46	122.73	126.00
35	BA	1741	A	N7-C8-N9	-5.46	111.07	113.80
35	BA	2131	G	N3-C4-N9	5.46	129.27	126.00
35	BA	2155	G	C2-N3-C4	5.46	114.63	111.90
19	AS	36	ARG	NE-CZ-NH1	-5.46	117.57	120.30
35	BA	1698	A	N1-C6-N6	-5.46	115.33	118.60
35	BA	2704	C	C4-C5-C6	-5.46	114.67	117.40
1	AA	393	A	N9-C4-C5	5.45	107.98	105.80
1	AA	758	G	C8-N9-C4	-5.45	104.22	106.40
1	AA	768	A	C5-N7-C8	5.45	106.63	103.90
1	AA	1134	G	O4'-C1'-N9	-5.45	103.84	108.20
22	AV	4	G	N9-C1'-C2'	-5.45	106.00	112.00
22	AV	50	U	N3-C4-C5	5.45	117.87	114.60
35	BA	821	A	OP1-P-O3'	5.45	117.20	105.20
35	BA	1778	U	C5-C4-O4	-5.45	122.63	125.90
35	BA	2018	G	C4-C5-C6	-5.45	115.53	118.80
35	BA	2331	G	C5-C6-O6	-5.45	125.33	128.60
35	BA	2706	G	N3-C4-N9	-5.45	122.73	126.00
35	BA	2852	G	C4-C5-N7	-5.45	108.62	110.80
1	AA	1180	A	C8-N9-C4	5.45	107.98	105.80
35	BA	199	A	C4-C5-N7	-5.45	107.97	110.70
35	BA	335	C	C4-C5-C6	5.45	120.13	117.40
35	BA	1377	G	C6-N1-C2	-5.45	121.83	125.10
35	BA	1717	G	C5-N7-C8	-5.45	101.57	104.30
1	AA	112	G	N1-C2-N3	5.45	127.17	123.90
1	AA	168	G	C8-N9-C4	-5.45	104.22	106.40
1	AA	515	G	C5-C6-O6	-5.45	125.33	128.60
1	AA	1146	A	C4-C5-C6	-5.45	114.28	117.00
1	AA	1494	G	N9-C4-C5	-5.45	103.22	105.40
35	BA	221	A	C6-C5-N7	-5.45	128.49	132.30
35	BA	302	C	C4-C5-C6	5.45	120.12	117.40
35	BA	1041	C	C2-N3-C4	-5.45	117.17	119.90
35	BA	1855	G	C4-C5-N7	5.45	112.98	110.80
35	BA	2488	A	N1-C2-N3	5.45	132.03	129.30
1	AA	341	C	C5-C4-N4	-5.45	116.39	120.20

Continued on next page...

Continued from previous page...

Mol	Chain	Res	Type	Atoms	Z	Observed(°)	Ideal(°)
1	AA	869	G	C6-N1-C2	5.45	128.37	125.10
1	AA	1497	G	N3-C4-C5	-5.45	125.88	128.60
35	BA	100	G	O4'-C1'-N9	5.45	112.56	108.20
35	BA	242	G	C3'-C2'-C1'	-5.45	97.14	101.50
35	BA	1193	G	C1'-O4'-C4'	5.45	114.26	109.90
35	BA	1528	A	N3-C4-C5	-5.45	122.99	126.80
35	BA	1947	C	O4'-C1'-N1	-5.45	103.84	108.20
35	BA	2359	C	N1-C2-O2	5.45	122.17	118.90
1	AA	857	C	N3-C4-N4	-5.45	114.19	118.00
35	BA	778	G	C6-C5-N7	-5.45	127.13	130.40
35	BA	1576	U	N1-C2-N3	-5.45	111.63	114.90
35	BA	1764	G	N1-C2-N3	5.45	127.17	123.90
1	AA	57	G	N7-C8-N9	-5.45	110.38	113.10
1	AA	57	G	O4'-C1'-N9	-5.45	103.84	108.20
1	AA	1428	A	C4-C5-C6	5.45	119.72	117.00
22	AV	17(A)	U	C2-N3-C4	5.45	130.27	127.00
35	BA	532	A	O4'-C1'-N9	5.45	112.56	108.20
35	BA	1223	G	C5-C6-O6	5.45	131.87	128.60
35	BA	1442	G	N1-C6-O6	-5.45	116.63	119.90
35	BA	2222	G	C4-C5-N7	5.45	112.98	110.80
35	BA	2678	C	C4-C5-C6	5.45	120.12	117.40
1	AA	1521	G	C4-C5-N7	-5.44	108.62	110.80
35	BA	139(A)	G	N3-C2-N2	-5.44	116.09	119.90
35	BA	501	A	O5'-P-OP1	-5.44	100.80	105.70
35	BA	539	G	C4-C5-N7	-5.44	108.62	110.80
35	BA	595	C	C5-C4-N4	5.44	124.01	120.20
35	BA	1067	A	C2-N3-C4	5.44	113.32	110.60
35	BA	2127	G	N7-C8-N9	-5.44	110.38	113.10
1	AA	52	G	N3-C4-C5	-5.44	125.88	128.60
1	AA	734	G	C4-C5-N7	-5.44	108.62	110.80
1	AA	825	G	C6-C5-N7	-5.44	127.14	130.40
3	AC	30	ARG	NE-CZ-NH1	-5.44	117.58	120.30
35	BA	57	C	C5-C6-N1	-5.44	118.28	121.00
35	BA	447	A	C8-N9-C4	5.44	107.98	105.80
35	BA	452	G	C6-N1-C2	5.44	128.37	125.10
35	BA	1199	U	C4-C5-C6	5.44	122.97	119.70
35	BA	2012	G	N7-C8-N9	5.44	115.82	113.10
35	BA	2275	C	N3-C2-O2	-5.44	118.09	121.90
35	BA	2320	A	C4-C5-N7	5.44	113.42	110.70
35	BA	2458	G	C8-N9-C4	5.44	108.58	106.40
35	BA	2817	G	N1-C2-N3	-5.44	120.64	123.90
36	BB	19	G	C2-N3-C4	-5.44	109.18	111.90

Continued on next page...

Continued from previous page...

Mol	Chain	Res	Type	Atoms	Z	Observed(°)	Ideal(°)
1	AA	186	C	N3-C4-C5	5.44	124.08	121.90
1	AA	710	G	N7-C8-N9	5.44	115.82	113.10
1	AA	794	A	O5'-P-OP2	5.44	117.23	110.70
1	AA	944	G	C5'-C4'-O4'	5.44	115.63	109.10
7	AG	5	ARG	NE-CZ-NH2	-5.44	117.58	120.30
35	BA	121	G	C6-C5-N7	5.44	133.66	130.40
35	BA	1119	C	N3-C4-C5	-5.44	119.72	121.90
35	BA	1784	A	N1-C2-N3	5.44	132.02	129.30
35	BA	2456	C	C5-C6-N1	5.44	123.72	121.00
35	BA	2832	U	C4-C5-C6	-5.44	116.44	119.70
1	AA	140	A	N1-C2-N3	5.44	132.02	129.30
1	AA	191	G	C5-N7-C8	-5.44	101.58	104.30
1	AA	536	C	N3-C4-C5	-5.44	119.72	121.90
35	BA	521	G	C4-C5-C6	5.44	122.06	118.80
35	BA	582	G	O4'-C1'-N9	-5.44	103.85	108.20
35	BA	668	G	C6-C5-N7	-5.44	127.14	130.40
35	BA	980	A	N1-C6-N6	5.44	121.86	118.60
35	BA	1301	A	C5-N7-C8	-5.44	101.18	103.90
35	BA	2126	A	C5-C6-N6	-5.44	119.35	123.70
1	AA	175	C	C5-C6-N1	-5.44	118.28	121.00
1	AA	258	G	N1-C6-O6	-5.44	116.64	119.90
1	AA	500	G	N1-C2-N3	-5.44	120.64	123.90
1	AA	1266	G	C5-C6-N1	-5.44	108.78	111.50
35	BA	83	G	C1'-O4'-C4'	5.44	114.25	109.90
35	BA	1609	A	N9-C1'-C2'	5.44	121.07	114.00
35	BA	1935	G	C1'-O4'-C4'	5.44	114.25	109.90
35	BA	2757	A	N7-C8-N9	-5.44	111.08	113.80
45	BN	123	TYR	CB-CG-CD2	5.44	124.26	121.00
1	AA	1496	C	C6-N1-C2	-5.44	118.12	120.30
35	BA	478	A	N1-C6-N6	5.44	121.86	118.60
35	BA	1460	A	N1-C2-N3	5.44	132.02	129.30
35	BA	1619	G	N1-C6-O6	5.44	123.16	119.90
35	BA	2146	C	N1-C2-O2	5.44	122.16	118.90
35	BA	2525	G	N9-C4-C5	5.44	107.57	105.40
1	AA	998	G	N3-C4-N9	-5.43	122.74	126.00
35	BA	240	G	C8-N9-C4	-5.43	104.23	106.40
35	BA	377	C	C5-C4-N4	-5.43	116.40	120.20
35	BA	380	U	C5-C6-N1	5.43	125.42	122.70
35	BA	455	C	C5-C4-N4	-5.43	116.39	120.20
35	BA	1024	G	N3-C2-N2	-5.43	116.10	119.90
35	BA	1898	U	N3-C2-O2	-5.43	118.39	122.20
35	BA	2389	G	C5-C6-N1	-5.43	108.78	111.50

Continued on next page...

Continued from previous page...

Mol	Chain	Res	Type	Atoms	Z	Observed(°)	Ideal(°)
35	BA	2776	A	C6-C5-N7	5.43	136.10	132.30
36	BB	53	A	C2-N3-C4	5.43	113.32	110.60
1	AA	319	G	C6-N1-C2	-5.43	121.84	125.10
1	AA	1072	G	N1-C2-N3	-5.43	120.64	123.90
1	AA	1072	G	C5-C6-N1	-5.43	108.78	111.50
1	AA	1311	G	C5-N7-C8	5.43	107.02	104.30
35	BA	176	G	N7-C8-N9	5.43	115.82	113.10
35	BA	583	G	N3-C2-N2	-5.43	116.10	119.90
35	BA	1017	G	N9-C4-C5	-5.43	103.23	105.40
35	BA	1078	U	N1-C2-O2	5.43	126.60	122.80
35	BA	1696	G	N9-C1'-C2'	-5.43	106.02	112.00
35	BA	1753	G	N3-C4-C5	-5.43	125.88	128.60
35	BA	1891	G	N7-C8-N9	-5.43	110.38	113.10
35	BA	2396	G	N3-C4-C5	5.43	131.32	128.60
36	BB	50	G	N7-C8-N9	5.43	115.82	113.10
36	BB	54	G	C2-N3-C4	-5.43	109.18	111.90
36	BB	57	A	C1'-O4'-C4'	-5.43	105.55	109.90
51	BT	4	GLY	N-CA-C	-5.43	99.52	113.10
1	AA	50	A	C4-C5-C6	-5.43	114.28	117.00
1	AA	267	C	N1-C2-N3	5.43	123.00	119.20
1	AA	1263	C	N3-C4-N4	5.43	121.80	118.00
1	AA	1290	G	C5'-C4'-C3'	-5.43	107.31	116.00
35	BA	1310	G	C5'-C4'-C3'	5.43	124.69	116.00
1	AA	136	C	C5-C6-N1	-5.43	118.29	121.00
1	AA	725	G	N3-C4-N9	5.43	129.26	126.00
35	BA	207	A	O4'-C1'-N9	5.43	112.54	108.20
35	BA	636	G	C8-N9-C4	5.43	108.57	106.40
35	BA	1143	A	C5'-C4'-C3'	-5.43	107.31	116.00
35	BA	2556	C	C5'-C4'-O4'	5.43	115.62	109.10
35	BA	2891	G	N3-C4-N9	5.43	129.26	126.00
36	BB	114	C	N3-C4-C5	-5.43	119.73	121.90
1	AA	351	G	C3'-C2'-C1'	5.43	105.84	101.50
1	AA	616	G	C4-C5-N7	5.43	112.97	110.80
32	B7	35	ARG	NE-CZ-NH2	-5.43	117.59	120.30
35	BA	205	G	N3-C4-C5	-5.43	125.89	128.60
35	BA	881	G	N9-C4-C5	-5.43	103.23	105.40
35	BA	1896	G	N3-C4-N9	-5.43	122.74	126.00
35	BA	2642	G	N1-C6-O6	5.43	123.16	119.90
35	BA	2681	C	N3-C4-C5	5.43	124.07	121.90
1	AA	327	A	C8-N9-C4	-5.43	103.63	105.80
1	AA	428	G	C2'-C3'-O3'	5.43	122.38	113.70
1	AA	552	U	O4'-C1'-N1	5.43	112.54	108.20

Continued on next page...

Continued from previous page...

Mol	Chain	Res	Type	Atoms	Z	Observed(°)	Ideal(°)
35	BA	372	G	N7-C8-N9	-5.43	110.39	113.10
35	BA	481	G	C5-N7-C8	5.43	107.01	104.30
35	BA	1196	C	N1-C2-O2	-5.43	115.64	118.90
35	BA	1224	C	N3-C4-N4	5.43	121.80	118.00
35	BA	1572	A	C4-C5-N7	-5.43	107.99	110.70
35	BA	1605	C	O4'-C1'-C2'	5.43	112.48	107.60
35	BA	1792	G	N3-C2-N2	-5.43	116.10	119.90
35	BA	2094	G	C8-N9-C4	5.43	108.57	106.40
35	BA	2371	G	O4'-C1'-N9	5.43	112.54	108.20
35	BA	2436	G	C2-N3-C4	5.43	114.61	111.90
1	AA	380	G	C5-C6-N1	-5.42	108.79	111.50
35	BA	627	A	C5-N7-C8	-5.42	101.19	103.90
35	BA	663	G	C6-C5-N7	-5.42	127.15	130.40
35	BA	964	C	C4-C5-C6	5.42	120.11	117.40
35	BA	1109	C	N3-C4-N4	5.42	121.80	118.00
35	BA	1477	A	O4'-C1'-C2'	5.42	112.48	107.60
36	BB	103	G	C5-C6-O6	-5.42	125.35	128.60
35	BA	223	A	N7-C8-N9	5.42	116.51	113.80
35	BA	1001	A	C6-N1-C2	5.42	121.85	118.60
1	AA	127	G	N9-C4-C5	-5.42	103.23	105.40
1	AA	1098	C	N3-C2-O2	5.42	125.69	121.90
20	AT	64	ASP	CB-CG-OD2	5.42	123.18	118.30
35	BA	378	C	N1-C2-O2	-5.42	115.65	118.90
35	BA	606	U	O4'-C4'-C3'	5.42	110.44	106.10
35	BA	621	A	N9-C4-C5	-5.42	103.63	105.80
35	BA	759	G	C5-C6-N1	5.42	114.21	111.50
35	BA	845	G	C3'-C2'-C1'	5.42	105.84	101.50
35	BA	1445(A)	C	N1-C2-O2	5.42	122.15	118.90
35	BA	1469	A	C4-C5-N7	-5.42	107.99	110.70
35	BA	2610	C	C3'-C2'-C1'	-5.42	97.16	101.50
1	AA	8	A	C4-C5-N7	5.42	113.41	110.70
1	AA	349	A	O4'-C1'-N9	5.42	112.54	108.20
1	AA	734	G	N3-C2-N2	5.42	123.69	119.90
1	AA	1327	C	N1-C2-O2	5.42	122.15	118.90
35	BA	1316	U	N3-C2-O2	-5.42	118.41	122.20
35	BA	1846	G	C4-C5-C6	5.42	122.05	118.80
35	BA	2589	A	N1-C2-N3	5.42	132.01	129.30
1	AA	67	C	N1-C2-O2	-5.42	115.65	118.90
1	AA	223	U	C4-C5-C6	-5.42	116.45	119.70
1	AA	256	U	P-O3'-C3'	5.42	126.20	119.70
1	AA	1106	G	N9-C4-C5	-5.42	103.23	105.40
1	AA	1374	A	N1-C2-N3	-5.42	126.59	129.30

Continued on next page...

Continued from previous page...

Mol	Chain	Res	Type	Atoms	Z	Observed(°)	Ideal(°)
1	AA	1430	C	C5-C6-N1	-5.42	118.29	121.00
35	BA	1440	G	C6-N1-C2	-5.42	121.85	125.10
35	BA	1484	G	C3'-C2'-C1'	-5.42	97.17	101.50
35	BA	1968	G	O5'-P-OP1	5.42	117.20	110.70
35	BA	2486	G	C5-C6-N1	-5.42	108.79	111.50
1	AA	150	C	C6-N1-C2	-5.42	118.13	120.30
1	AA	197	A	O4'-C1'-N9	5.42	112.53	108.20
1	AA	577	G	C5-N7-C8	5.42	107.01	104.30
1	AA	596	C	C6-N1-C2	5.42	122.47	120.30
1	AA	1209	C	N1-C1'-C2'	-5.42	106.04	112.00
19	AS	80	TYR	CG-CD2-CE2	5.42	125.63	121.30
35	BA	140	G	O4'-C4'-C3'	5.42	110.43	106.10
35	BA	189	G	C2-N3-C4	-5.42	109.19	111.90
35	BA	250	G	C8-N9-C4	-5.42	104.23	106.40
35	BA	573	G	C2-N3-C4	-5.42	109.19	111.90
35	BA	1069	A	N7-C8-N9	5.42	116.51	113.80
35	BA	1954	G	N3-C4-N9	5.42	129.25	126.00
35	BA	2761	G	N9-C4-C5	-5.42	103.23	105.40
1	AA	137	C	N3-C4-C5	5.42	124.07	121.90
1	AA	438	G	C3'-C2'-C1'	5.42	105.83	101.50
1	AA	1499	A	N9-C4-C5	5.42	107.97	105.80
35	BA	289	A	O4'-C1'-C2'	5.42	112.47	107.60
35	BA	1357	U	C5'-C4'-O4'	5.42	115.60	109.10
35	BA	1954	G	C5-C6-N1	5.42	114.21	111.50
1	AA	1212	U	C6-N1-C2	5.41	124.25	121.00
1	AA	1427	U	C4-C5-C6	5.41	122.95	119.70
35	BA	17	G	C2-N3-C4	5.41	114.61	111.90
35	BA	809	G	N3-C2-N2	5.41	123.69	119.90
35	BA	1645	G	C4-C5-N7	5.41	112.97	110.80
35	BA	2183	C	N1-C2-N3	-5.41	115.41	119.20
35	BA	2862	G	O4'-C1'-N9	5.41	112.53	108.20
51	BT	74	ARG	NE-CZ-NH2	5.41	123.01	120.30
1	AA	418	C	C5-C6-N1	-5.41	118.29	121.00
1	AA	1089	G	N1-C2-N2	-5.41	111.33	116.20
1	AA	1108	G	N3-C2-N2	-5.41	116.11	119.90
35	BA	132	G	C3'-C2'-C1'	5.41	105.83	101.50
35	BA	384	U	O4'-C1'-N1	5.41	112.53	108.20
35	BA	1105	U	C2-N3-C4	-5.41	123.75	127.00
35	BA	1516	C	C4-C5-C6	5.41	120.11	117.40
35	BA	1591	G	C8-N9-C4	-5.41	104.23	106.40
35	BA	2504	U	N3-C4-C5	-5.41	111.35	114.60
36	BB	3	C	C2-N1-C1'	5.41	124.75	118.80

Continued on next page...

Continued from previous page...

Mol	Chain	Res	Type	Atoms	Z	Observed(°)	Ideal(°)
1	AA	267	C	N3-C2-O2	-5.41	118.11	121.90
1	AA	699	C	N1-C2-O2	-5.41	115.65	118.90
1	AA	917	G	N1-C2-N2	5.41	121.07	116.20
20	AT	22	ARG	NE-CZ-NH1	-5.41	117.59	120.30
35	BA	906	G	C4'-C3'-C2'	5.41	108.01	102.60
35	BA	911	A	N1-C6-N6	5.41	121.85	118.60
35	BA	1783	A	O5'-P-OP2	-5.41	100.83	105.70
35	BA	2393	A	C8-N9-C4	-5.41	103.64	105.80
35	BA	2561	A	C8-N9-C4	5.41	107.96	105.80
38	BD	260	ARG	NE-CZ-NH2	-5.41	117.59	120.30
1	AA	348	G	C2-N3-C4	-5.41	109.20	111.90
1	AA	489	C	C6-N1-C2	5.41	122.46	120.30
1	AA	1526	G	N9-C4-C5	-5.41	103.24	105.40
22	AV	20	U	N3-C4-O4	-5.41	115.61	119.40
35	BA	49	A	C4-C5-N7	5.41	113.40	110.70
35	BA	1193	G	C5-C6-N1	5.41	114.20	111.50
35	BA	1413	G	N1-C6-O6	-5.41	116.66	119.90
1	AA	852	G	C2-N3-C4	5.41	114.60	111.90
35	BA	428	A	C1'-O4'-C4'	-5.41	105.57	109.90
1	AA	636	U	C6-N1-C2	-5.41	117.76	121.00
1	AA	902	G	N3-C4-C5	5.41	131.30	128.60
1	AA	1303	C	C5'-C4'-O4'	5.41	115.59	109.10
35	BA	443	A	N1-C6-N6	5.41	121.84	118.60
35	BA	1131	G	N9-C1'-C2'	5.41	121.03	114.00
35	BA	1294	U	C5'-C4'-C3'	-5.41	107.35	116.00
35	BA	1930	G	C5-C6-O6	-5.41	125.36	128.60
35	BA	2147	G	C8-N9-C4	-5.41	104.24	106.40
22	AV	65	C	N3-C2-O2	5.40	125.68	121.90
35	BA	516	C	N1-C2-N3	5.40	122.98	119.20
35	BA	1403	C	C1'-O4'-C4'	-5.40	105.58	109.90
1	AA	563	A	N3-C4-N9	-5.40	123.08	127.40
1	AA	852	G	N3-C4-C5	-5.40	125.90	128.60
1	AA	999	C	C5-C6-N1	-5.40	118.30	121.00
1	AA	1248	A	C3'-C2'-C1'	5.40	105.82	101.50
1	AA	1433	A	C2-N3-C4	5.40	113.30	110.60
1	AA	1452	C	C6-N1-C2	-5.40	118.14	120.30
35	BA	589	C	C5-C4-N4	5.40	123.98	120.20
35	BA	763	G	N9-C4-C5	5.40	107.56	105.40
35	BA	978	G	O4'-C1'-N9	-5.40	103.88	108.20
35	BA	1272	A	C8-N9-C4	-5.40	103.64	105.80
39	BE	136	ARG	NE-CZ-NH2	-5.40	117.60	120.30
1	AA	236	G	C2-N3-C4	5.40	114.60	111.90

Continued on next page...

Continued from previous page...

Mol	Chain	Res	Type	Atoms	Z	Observed(°)	Ideal(°)
1	AA	374	A	C4-C5-C6	-5.40	114.30	117.00
1	AA	1098	C	C5-C4-N4	-5.40	116.42	120.20
35	BA	613	G	O5'-P-OP1	-5.40	100.84	105.70
35	BA	872	A	C5-N7-C8	-5.40	101.20	103.90
35	BA	2316	C	N3-C4-N4	5.40	121.78	118.00
35	BA	74	A	N1-C6-N6	-5.40	115.36	118.60
35	BA	551	G	N3-C2-N2	-5.40	116.12	119.90
1	AA	390	C	C6-N1-C2	5.40	122.46	120.30
1	AA	553	A	C5-N7-C8	-5.40	101.20	103.90
35	BA	395	U	C5-C4-O4	-5.40	122.66	125.90
35	BA	1281	G	C2-N3-C4	-5.40	109.20	111.90
35	BA	2340	G	N3-C2-N2	5.40	123.68	119.90
35	BA	2484	G	N1-C6-O6	-5.40	116.66	119.90
42	BH	42	ARG	NE-CZ-NH1	5.40	123.00	120.30
1	AA	18	C	C5-C6-N1	-5.39	118.30	121.00
1	AA	115	G	C6-N1-C2	5.39	128.34	125.10
1	AA	605	U	C2-N3-C4	-5.39	123.76	127.00
35	BA	93	G	C5-N7-C8	-5.39	101.60	104.30
35	BA	141	A	C5-N7-C8	-5.39	101.20	103.90
35	BA	271(K)	U	C1'-O4'-C4'	-5.39	105.58	109.90
35	BA	1095	A	C4-C5-N7	5.39	113.40	110.70
35	BA	1616	A	N1-C2-N3	-5.39	126.60	129.30
35	BA	1624	G	N3-C4-C5	5.39	131.30	128.60
35	BA	1770	G	N7-C8-N9	5.39	115.80	113.10
1	AA	804	U	C3'-C2'-C1'	5.39	105.81	101.50
1	AA	1024	G	O4'-C1'-N9	-5.39	103.89	108.20
2	AB	163	PHE	CB-CG-CD2	5.39	124.58	120.80
35	BA	2071	A	N1-C6-N6	-5.39	115.36	118.60
35	BA	2839	G	N3-C2-N2	-5.39	116.12	119.90
51	BT	64	ARG	NE-CZ-NH1	-5.39	117.60	120.30
1	AA	51	A	C5-N7-C8	5.39	106.59	103.90
1	AA	422	C	C1'-O4'-C4'	-5.39	105.59	109.90
1	AA	837	G	C4-C5-C6	5.39	122.03	118.80
35	BA	1373	A	C2-N3-C4	5.39	113.30	110.60
1	AA	27	G	C8-N9-C4	-5.39	104.24	106.40
1	AA	88	A	N1-C6-N6	5.39	121.83	118.60
1	AA	101	A	O4'-C1'-N9	5.39	112.51	108.20
1	AA	912	C	C5-C6-N1	5.39	123.69	121.00
1	AA	1157	A	N1-C6-N6	-5.39	115.37	118.60
35	BA	266	G	O4'-C1'-N9	5.39	112.51	108.20
35	BA	1569	A	C5'-C4'-O4'	5.39	115.57	109.10
35	BA	2811	G	N3-C4-C5	5.39	131.29	128.60

Continued on next page...

Continued from previous page...

Mol	Chain	Res	Type	Atoms	Z	Observed(°)	Ideal(°)
35	BA	2843	G	C5'-C4'-O4'	5.39	115.57	109.10
36	BB	52	A	C6-C5-N7	-5.39	128.53	132.30
42	BH	164	TYR	CB-CG-CD2	5.39	124.23	121.00
1	AA	424	G	C6-C5-N7	-5.39	127.17	130.40
1	AA	771	G	C4-C5-N7	-5.39	108.64	110.80
1	AA	1478	C	C2-N3-C4	5.39	122.59	119.90
35	BA	95	G	N1-C2-N3	-5.39	120.67	123.90
35	BA	1593	G	C5'-C4'-O4'	5.39	115.57	109.10
35	BA	1594	G	C6-C5-N7	5.39	133.63	130.40
35	BA	1747(A)	G	N1-C2-N3	5.39	127.13	123.90
35	BA	1843	C	C6-N1-C2	-5.39	118.14	120.30
1	AA	122	G	N9-C4-C5	5.39	107.55	105.40
1	AA	688	G	C1'-O4'-C4'	5.39	114.21	109.90
1	AA	1213	A	C5-N7-C8	5.39	106.59	103.90
35	BA	697	C	C5-C4-N4	5.39	123.97	120.20
35	BA	1625	C	N1-C2-O2	-5.39	115.67	118.90
35	BA	1896	G	O4'-C1'-N9	5.39	112.51	108.20
1	AA	457	C	C5-C6-N1	5.38	123.69	121.00
22	AV	18	G	C3'-C2'-C1'	5.38	105.81	101.50
35	BA	279	C	C5-C4-N4	5.38	123.97	120.20
35	BA	374	A	C1'-O4'-C4'	-5.38	105.59	109.90
35	BA	828	U	C5-C6-N1	5.38	125.39	122.70
35	BA	1142(A)	A	N3-C4-C5	5.38	130.57	126.80
35	BA	1842	G	C2-N3-C4	-5.38	109.21	111.90
35	BA	2043	C	C6-N1-C1'	-5.38	114.34	120.80
35	BA	2274	A	N9-C4-C5	5.38	107.95	105.80
1	AA	384	G	C6-N1-C2	-5.38	121.87	125.10
35	BA	330	A	N7-C8-N9	-5.38	111.11	113.80
35	BA	528	A	N9-C4-C5	5.38	107.95	105.80
35	BA	743	G	C5-C6-O6	-5.38	125.37	128.60
35	BA	940	G	O4'-C1'-N9	-5.38	103.89	108.20
35	BA	1952	A	C8-N9-C4	-5.38	103.65	105.80
1	AA	439	A	N7-C8-N9	5.38	116.49	113.80
1	AA	489	C	N1-C2-N3	-5.38	115.43	119.20
1	AA	573	A	C5'-C4'-O4'	5.38	115.56	109.10
1	AA	630	G	C2-N3-C4	-5.38	109.21	111.90
1	AA	1279	A	N9-C4-C5	5.38	107.95	105.80
18	AR	64	ARG	NE-CZ-NH1	5.38	122.99	120.30
25	B0	26	TYR	CZ-CE2-CD2	5.38	124.64	119.80
35	BA	545	C	N1-C1'-C2'	5.38	121.00	114.00
35	BA	991	C	C5-C4-N4	5.38	123.97	120.20
35	BA	1092	C	N3-C4-N4	-5.38	114.23	118.00

Continued on next page...

Continued from previous page...

Mol	Chain	Res	Type	Atoms	Z	Observed(°)	Ideal(°)
35	BA	1263	U	C5-C6-N1	-5.38	120.01	122.70
35	BA	2766	G	N9-C4-C5	5.38	107.55	105.40
1	AA	785	G	C5'-C4'-O4'	5.38	115.56	109.10
35	BA	748	G	C4-C5-N7	5.38	112.95	110.80
35	BA	961	C	OP1-P-O3'	5.38	117.04	105.20
35	BA	2821	A	C5-C6-N1	-5.38	115.01	117.70
1	AA	162	A	N7-C8-N9	5.38	116.49	113.80
17	AQ	92	ARG	NE-CZ-NH2	-5.38	117.61	120.30
22	AV	12	G	N3-C4-N9	5.38	129.23	126.00
23	AX	11	U	C6-N1-C1'	-5.38	113.67	121.20
35	BA	71	A	C6-C5-N7	5.38	136.06	132.30
35	BA	1045	A	N1-C2-N3	5.38	131.99	129.30
35	BA	1156	A	C2-N3-C4	5.38	113.29	110.60
35	BA	1422	G	N9-C4-C5	-5.38	103.25	105.40
35	BA	1818	U	N1-C1'-C2'	5.38	120.99	114.00
35	BA	2099	U	N3-C2-O2	5.38	125.97	122.20
35	BA	2430	A	N7-C8-N9	5.38	116.49	113.80
35	BA	2796	U	C4-C5-C6	5.38	122.93	119.70
35	BA	2832	U	N3-C4-C5	5.38	117.83	114.60
37	BC	24	ASP	CB-CG-OD1	-5.38	113.46	118.30
1	AA	531	U	C5-C4-O4	-5.38	122.67	125.90
1	AA	537	G	C4-C5-N7	5.38	112.95	110.80
1	AA	610	G	N3-C4-C5	5.38	131.29	128.60
35	BA	514	A	C3'-C2'-C1'	-5.38	97.20	101.50
35	BA	688	U	N3-C4-O4	-5.38	115.64	119.40
35	BA	789	A	C8-N9-C4	-5.38	103.65	105.80
35	BA	1182	A	C2-N3-C4	-5.38	107.91	110.60
35	BA	1224	C	C5-C4-N4	-5.38	116.44	120.20
35	BA	1633	G	C5-C6-O6	-5.38	125.37	128.60
35	BA	2010	G	N3-C4-N9	5.38	129.23	126.00
35	BA	2365	G	N1-C6-O6	5.38	123.13	119.90
35	BA	2642	G	C5-C6-N1	-5.38	108.81	111.50
35	BA	2801	A	C3'-C2'-C1'	5.38	105.80	101.50
35	BA	2848	G	C6-N1-C2	5.38	128.33	125.10
1	AA	526	C	C1'-O4'-C4'	-5.38	105.60	109.90
1	AA	927	G	C1'-O4'-C4'	5.38	114.20	109.90
1	AA	1228	C	N3-C2-O2	5.38	125.66	121.90
1	AA	1312	G	C5-C6-O6	5.38	131.82	128.60
35	BA	271	A	C6-C5-N7	5.38	136.06	132.30
35	BA	398	G	C5-C6-N1	5.38	114.19	111.50
35	BA	538	G	C8-N9-C4	-5.38	104.25	106.40
35	BA	639	U	N1-C2-O2	-5.38	119.04	122.80

Continued on next page...

Continued from previous page...

Mol	Chain	Res	Type	Atoms	Z	Observed(°)	Ideal(°)
35	BA	1213	A	C5-N7-C8	5.38	106.59	103.90
1	AA	679	C	N1-C2-O2	-5.37	115.68	118.90
1	AA	794	A	C2-N3-C4	-5.37	107.91	110.60
1	AA	946	A	N1-C2-N3	-5.37	126.61	129.30
1	AA	1376	U	C4-C5-C6	-5.37	116.48	119.70
35	BA	175	G	C5'-C4'-C3'	5.37	124.60	116.00
35	BA	211	A	C6-C5-N7	5.37	136.06	132.30
35	BA	222	A	C6-N1-C2	-5.37	115.38	118.60
35	BA	249	C	N1-C1'-C2'	5.37	120.98	114.00
35	BA	543	C	C4-C5-C6	-5.37	114.71	117.40
35	BA	654(J)	A	O4'-C1'-N9	5.37	112.50	108.20
35	BA	1203	G	N3-C4-C5	-5.37	125.91	128.60
35	BA	1720	U	C5-C4-O4	5.37	129.12	125.90
35	BA	2658	C	N3-C4-C5	5.37	124.05	121.90
35	BA	2694	G	N9-C4-C5	-5.37	103.25	105.40
1	AA	1001(A)	G	N9-C4-C5	-5.37	103.25	105.40
1	AA	1369	C	O4'-C1'-N1	5.37	112.50	108.20
35	BA	211	A	C5-N7-C8	5.37	106.58	103.90
35	BA	977	G	C5-N7-C8	5.37	106.98	104.30
35	BA	1309	G	C5-C6-O6	-5.37	125.38	128.60
35	BA	1406	U	C5-C6-N1	5.37	125.39	122.70
35	BA	2040	C	C6-N1-C2	-5.37	118.15	120.30
35	BA	2203	U	C6-N1-C2	-5.37	117.78	121.00
1	AA	501	C	C6-N1-C2	-5.37	118.15	120.30
1	AA	565	U	C5-C4-O4	5.37	129.12	125.90
1	AA	780	A	C5-N7-C8	-5.37	101.22	103.90
1	AA	943	U	C5-C6-N1	5.37	125.39	122.70
1	AA	968	A	O4'-C1'-N9	-5.37	103.90	108.20
35	BA	481	G	O4'-C1'-N9	5.37	112.50	108.20
35	BA	983	A	C8-N9-C4	5.37	107.95	105.80
35	BA	1124	C	C2-N3-C4	-5.37	117.22	119.90
1	AA	687	A	O4'-C1'-N9	5.37	112.49	108.20
1	AA	877	C	O4'-C1'-N1	5.37	112.49	108.20
1	AA	1133	G	N7-C8-N9	5.37	115.78	113.10
1	AA	1170	A	C6-N1-C2	5.37	121.82	118.60
1	AA	1256	A	C6-N1-C2	5.37	121.82	118.60
35	BA	112	U	C4-C5-C6	-5.37	116.48	119.70
35	BA	230	U	O4'-C1'-N1	-5.37	103.91	108.20
35	BA	766	C	C4-C5-C6	5.37	120.08	117.40
35	BA	866	A	N1-C2-N3	5.37	131.99	129.30
35	BA	1214	A	C2-N3-C4	5.37	113.28	110.60
35	BA	1570	A	C8-N9-C4	-5.37	103.65	105.80

Continued on next page...

Continued from previous page...

Mol	Chain	Res	Type	Atoms	Z	Observed(°)	Ideal(°)
35	BA	1748	G	C4-C5-C6	5.37	122.02	118.80
35	BA	2843	G	C2-N3-C4	-5.37	109.22	111.90
1	AA	728	A	O4'-C1'-N9	-5.37	103.91	108.20
30	B5	55	ARG	NE-CZ-NH2	-5.37	117.62	120.30
35	BA	654(L)	G	C1'-O4'-C4'	-5.37	105.61	109.90
35	BA	1346	G	O4'-C1'-N9	5.37	112.49	108.20
35	BA	1660	C	N3-C4-C5	-5.37	119.75	121.90
35	BA	2730	C	C4-C5-C6	-5.37	114.72	117.40
35	BA	389	G	C5-C6-N1	5.37	114.18	111.50
35	BA	916	G	N3-C2-N2	5.37	123.66	119.90
35	BA	1719	G	C2-N3-C4	-5.37	109.22	111.90
35	BA	2122	U	C5-C4-O4	5.37	129.12	125.90
35	BA	2781	A	C4'-C3'-C2'	5.37	107.97	102.60
1	AA	183	G	N3-C4-N9	-5.36	122.78	126.00
1	AA	533	A	C2'-C3'-O3'	5.36	122.28	113.70
1	AA	790	A	N9-C4-C5	-5.36	103.65	105.80
1	AA	1073	U	C5-C6-N1	-5.36	120.02	122.70
1	AA	1447	A	C5-N7-C8	-5.36	101.22	103.90
35	BA	61	G	N7-C8-N9	5.36	115.78	113.10
35	BA	271(V)	G	C8-N9-C4	5.36	108.55	106.40
35	BA	443	A	N7-C8-N9	-5.36	111.12	113.80
35	BA	614	U	C4-C5-C6	-5.36	116.48	119.70
35	BA	1564	C	N3-C2-O2	5.36	125.65	121.90
35	BA	2029	G	C4-C5-N7	5.36	112.95	110.80
35	BA	2433	A	N9-C4-C5	5.36	107.94	105.80
35	BA	2766	G	C5-C6-N1	5.36	114.18	111.50
15	AO	88	ARG	NE-CZ-NH1	-5.36	117.62	120.30
35	BA	94	C	C5-C6-N1	-5.36	118.32	121.00
35	BA	195	A	N1-C6-N6	-5.36	115.38	118.60
35	BA	853	G	C5-N7-C8	-5.36	101.62	104.30
35	BA	2481	G	O4'-C1'-N9	-5.36	103.91	108.20
1	AA	633	G	C4-C5-N7	5.36	112.94	110.80
1	AA	801	U	C5-C4-O4	5.36	129.12	125.90
1	AA	820	U	C3'-C2'-C1'	-5.36	97.21	101.50
22	AV	72	A	C6-C5-N7	5.36	136.05	132.30
33	B8	4	MET	O-C-N	5.36	131.28	122.70
35	BA	386	G	N1-C2-N3	5.36	127.12	123.90
35	BA	784	A	N9-C4-C5	5.36	107.94	105.80
35	BA	998	C	N3-C4-C5	5.36	124.05	121.90
35	BA	1400	G	C4-C5-C6	-5.36	115.58	118.80
35	BA	2771	C	C5-C4-N4	-5.36	116.45	120.20
1	AA	121	C	O4'-C1'-N1	-5.36	103.91	108.20

Continued on next page...

Continued from previous page...

Mol	Chain	Res	Type	Atoms	Z	Observed(°)	Ideal(°)
1	AA	1051	C	C6-N1-C2	-5.36	118.16	120.30
35	BA	33	U	C5-C6-N1	-5.36	120.02	122.70
35	BA	260	G	C2-N3-C4	-5.36	109.22	111.90
35	BA	426	C	C3'-C2'-C1'	5.36	105.79	101.50
35	BA	1097	U	C5-C4-O4	-5.36	122.69	125.90
35	BA	2712	U	N3-C4-C5	5.36	117.81	114.60
1	AA	189(B)	C	C2-N3-C4	-5.36	117.22	119.90
1	AA	727	G	C5-C6-N1	5.36	114.18	111.50
1	AA	1489	G	O4'-C1'-N9	-5.36	103.92	108.20
35	BA	38	A	N9-C4-C5	-5.36	103.66	105.80
35	BA	1445	A	N1-C2-N3	5.36	131.98	129.30
35	BA	2094	G	N3-C2-N2	-5.36	116.15	119.90
35	BA	2738	A	C8-N9-C4	5.36	107.94	105.80
36	BB	119	G	C8-N9-C4	5.36	108.54	106.40
39	BE	113	PHE	CB-CG-CD1	5.36	124.55	120.80
1	AA	1272	G	C8-N9-C4	-5.36	104.26	106.40
35	BA	654(D)	G	C5-C6-N1	-5.36	108.82	111.50
35	BA	745	G	N9-C1'-C2'	5.36	120.96	114.00
35	BA	1025	G	C4-C5-N7	-5.36	108.66	110.80
35	BA	1112	G	N9-C4-C5	-5.36	103.26	105.40
35	BA	1269	A	N3-C4-C5	5.36	130.55	126.80
35	BA	1298	C	C5-C6-N1	5.36	123.68	121.00
35	BA	2330	G	N3-C2-N2	-5.36	116.15	119.90
35	BA	2645	G	C5'-C4'-C3'	-5.36	107.43	116.00
35	BA	2698	U	N3-C2-O2	-5.36	118.45	122.20
40	BF	165	ARG	NE-CZ-NH2	-5.36	117.62	120.30
1	AA	70	G	N1-C2-N2	5.35	121.02	116.20
35	BA	510	C	C2-N3-C4	5.35	122.58	119.90
35	BA	699	A	N9-C4-C5	-5.35	103.66	105.80
35	BA	1314	C	C5-C6-N1	5.35	123.68	121.00
35	BA	1757	U	C2-N3-C4	5.35	130.21	127.00
35	BA	2141	G	C5'-C4'-O4'	5.35	115.53	109.10
35	BA	2162	G	N1-C2-N2	-5.35	111.38	116.20
35	BA	2552	U	C5-C4-O4	-5.35	122.69	125.90
36	BB	1	U	N1-C2-O2	5.35	126.55	122.80
40	BF	7	TYR	CG-CD2-CE2	5.35	125.58	121.30
57	BZ	183	LEU	CA-CB-CG	-5.35	102.98	115.30
1	AA	40	C	N3-C4-N4	5.35	121.75	118.00
35	BA	1167	U	P-O5'-C5'	-5.35	112.34	120.90
35	BA	1253	A	N9-C4-C5	-5.35	103.66	105.80
35	BA	1980	G	N3-C4-C5	-5.35	125.92	128.60
35	BA	2117	A	C5'-C4'-O4'	-5.35	102.68	109.10

Continued on next page...

Continued from previous page...

Mol	Chain	Res	Type	Atoms	Z	Observed(°)	Ideal(°)
35	BA	2144	U	C2-N3-C4	-5.35	123.79	127.00
35	BA	2333	A	C6-C5-N7	-5.35	128.55	132.30
1	AA	642	A	C6-N1-C2	-5.35	115.39	118.60
35	BA	251	A	N3-C4-C5	5.35	130.55	126.80
35	BA	1075	C	C6-N1-C2	-5.35	118.16	120.30
35	BA	1760	A	N9-C4-C5	5.35	107.94	105.80
35	BA	1900	A	C6-C5-N7	5.35	136.05	132.30
35	BA	2193	G	C4-C5-N7	-5.35	108.66	110.80
1	AA	185	A	C4-C5-C6	5.35	119.67	117.00
1	AA	487	A	C2-N3-C4	5.35	113.28	110.60
1	AA	606	G	N3-C2-N2	-5.35	116.16	119.90
1	AA	711	G	C6-N1-C2	-5.35	121.89	125.10
1	AA	796	C	C5'-C4'-O4'	5.35	115.52	109.10
1	AA	1021	G	N1-C2-N2	-5.35	111.39	116.20
1	AA	1405	G	C6-N1-C2	5.35	128.31	125.10
35	BA	82	G	C4-C5-N7	-5.35	108.66	110.80
35	BA	437	G	N3-C4-N9	-5.35	122.79	126.00
35	BA	748	G	C8-N9-C4	-5.35	104.26	106.40
35	BA	1005	C	N3-C4-N4	-5.35	114.25	118.00
35	BA	1274	A	N1-C6-N6	5.35	121.81	118.60
35	BA	1697	G	C4-C5-N7	-5.35	108.66	110.80
35	BA	1764	G	C5-N7-C8	5.35	106.97	104.30
1	AA	639	G	C6-N1-C2	-5.35	121.89	125.10
1	AA	727	G	N3-C4-N9	5.35	129.21	126.00
1	AA	1223	C	O4'-C1'-N1	5.35	112.48	108.20
1	AA	1412	C	OP2-P-O3'	5.35	116.96	105.20
1	AA	1444	C	C6-N1-C2	5.35	122.44	120.30
35	BA	924	C	O4'-C1'-N1	-5.35	103.92	108.20
35	BA	972	G	C6-N1-C2	-5.35	121.89	125.10
35	BA	1048	A	C4-C5-N7	5.35	113.37	110.70
35	BA	1343	G	C6-C5-N7	-5.35	127.19	130.40
35	BA	1501	C	C2-N1-C1'	5.35	124.68	118.80
35	BA	1593	G	C1'-O4'-C4'	5.35	114.18	109.90
35	BA	2260	C	C4-C5-C6	-5.35	114.73	117.40
35	BA	2318	G	C4-C5-N7	-5.35	108.66	110.80
35	BA	2778	A	N3-C4-C5	-5.35	123.06	126.80
35	BA	974	G	C4-C5-N7	-5.35	108.66	110.80
57	BZ	38	TYR	CB-CG-CD1	5.35	124.21	121.00
1	AA	418	C	C5'-C4'-O4'	5.34	115.51	109.10
1	AA	428	G	C5'-C4'-C3'	-5.34	107.45	116.00
1	AA	915	A	C6-C5-N7	5.34	136.04	132.30
24	AY	102	ASP	CB-CG-OD1	-5.34	113.49	118.30

Continued on next page...

Continued from previous page...

Mol	Chain	Res	Type	Atoms	Z	Observed(°)	Ideal(°)
35	BA	1902	C	N1-C2-O2	5.34	122.11	118.90
35	BA	2033	A	O4'-C1'-C2'	5.34	112.41	107.60
35	BA	2507	C	C4-C5-C6	5.34	120.07	117.40
36	BB	76	G	C8-N9-C4	-5.34	104.26	106.40
35	BA	244	A	C6-N1-C2	5.34	121.81	118.60
35	BA	861	A	N1-C2-N3	-5.34	126.63	129.30
35	BA	2029	G	N1-C2-N3	5.34	127.11	123.90
35	BA	2701	C	O4'-C1'-N1	-5.34	103.92	108.20
1	AA	118	U	N3-C4-C5	5.34	117.80	114.60
1	AA	219	C	N3-C4-C5	-5.34	119.76	121.90
1	AA	484	G	C5-N7-C8	5.34	106.97	104.30
1	AA	952	U	C4-C5-C6	-5.34	116.50	119.70
1	AA	1329	A	N1-C6-N6	5.34	121.81	118.60
35	BA	1457	A	N1-C6-N6	5.34	121.81	118.60
1	AA	986	A	C4-C5-N7	5.34	113.37	110.70
22	AV	67	C	C6-N1-C2	-5.34	118.16	120.30
35	BA	301	G	C5-N7-C8	-5.34	101.63	104.30
35	BA	904	C	C2-N3-C4	5.34	122.57	119.90
35	BA	1179	C	C2-N3-C4	-5.34	117.23	119.90
35	BA	1259	G	C2-N3-C4	5.34	114.57	111.90
35	BA	1414	G	O4'-C1'-N9	-5.34	103.93	108.20
35	BA	1803	A	C4-C5-C6	-5.34	114.33	117.00
35	BA	1877	A	C2-N3-C4	-5.34	107.93	110.60
35	BA	2832	U	C5-C6-N1	5.34	125.37	122.70
40	BF	191	ARG	NE-CZ-NH1	-5.34	117.63	120.30
1	AA	732	C	C5-C6-N1	5.34	123.67	121.00
1	AA	751	U	C5-C6-N1	-5.34	120.03	122.70
1	AA	957	U	C5-C6-N1	-5.34	120.03	122.70
1	AA	1045	C	C4-C5-C6	5.34	120.07	117.40
1	AA	1183	A	C2-N3-C4	5.34	113.27	110.60
33	B8	32	LEU	CA-CB-CG	5.34	127.58	115.30
35	BA	517	C	C5-C6-N1	5.34	123.67	121.00
35	BA	614(A)	U	P-O3'-C3'	5.34	126.11	119.70
35	BA	1446	C	C5-C6-N1	-5.34	118.33	121.00
35	BA	1798	U	N1-C2-N3	-5.34	111.70	114.90
35	BA	1100	C	N3-C2-O2	-5.34	118.17	121.90
35	BA	1106	G	N7-C8-N9	-5.34	110.43	113.10
35	BA	1714	G	C4-C5-N7	-5.34	108.67	110.80
35	BA	1821	A	C8-N9-C4	-5.34	103.67	105.80
35	BA	1958	C	N3-C2-O2	-5.34	118.16	121.90
35	BA	2132	U	N3-C4-C5	-5.34	111.40	114.60
35	BA	2329	G	N3-C2-N2	-5.34	116.16	119.90

Continued on next page...

Continued from previous page...

Mol	Chain	Res	Type	Atoms	Z	Observed(°)	Ideal(°)
1	AA	9	G	C5-C6-O6	-5.33	125.40	128.60
35	BA	428	A	N3-C4-N9	-5.33	123.13	127.40
35	BA	817	C	O4'-C1'-N1	-5.33	103.93	108.20
35	BA	1311	G	N3-C4-C5	-5.33	125.93	128.60
35	BA	2581	G	N1-C6-O6	5.33	123.10	119.90
1	AA	419	C	C5-C6-N1	5.33	123.67	121.00
1	AA	856	C	C4-C5-C6	5.33	120.07	117.40
1	AA	948	C	N3-C2-O2	-5.33	118.17	121.90
1	AA	974	A	C4-C5-C6	5.33	119.67	117.00
35	BA	157	U	N1-C2-N3	-5.33	111.70	114.90
35	BA	654(N)	G	N9-C4-C5	5.33	107.53	105.40
35	BA	755	C	N1-C2-O2	5.33	122.10	118.90
35	BA	1443	G	N1-C2-N2	5.33	121.00	116.20
35	BA	1858	G	N7-C8-N9	5.33	115.77	113.10
35	BA	2062	A	N1-C2-N3	5.33	131.97	129.30
35	BA	2342	C	N1-C2-N3	5.33	122.93	119.20
36	BB	106	G	C5-C6-N1	5.33	114.17	111.50
35	BA	271(X)	G	C6-C5-N7	5.33	133.60	130.40
35	BA	323	G	C8-N9-C4	-5.33	104.27	106.40
35	BA	377	C	C5-C6-N1	-5.33	118.33	121.00
35	BA	419	C	N1-C2-N3	-5.33	115.47	119.20
35	BA	935	C	C1'-O4'-C4'	-5.33	105.63	109.90
35	BA	1157	G	N7-C8-N9	-5.33	110.44	113.10
35	BA	1236	G	C8-N9-C4	-5.33	104.27	106.40
35	BA	1466	G	C8-N9-C4	-5.33	104.27	106.40
35	BA	2238	G	C4-C5-N7	5.33	112.93	110.80
35	BA	2683	C	C2-N3-C4	-5.33	117.23	119.90
35	BA	2729	G	C4-C5-C6	5.33	122.00	118.80
35	BA	2738	A	N9-C4-C5	-5.33	103.67	105.80
36	BB	54	G	C6-N1-C2	5.33	128.30	125.10
1	AA	53	A	O4'-C1'-N9	5.33	112.46	108.20
1	AA	150	C	N1-C1'-C2'	5.33	120.93	114.00
1	AA	197	A	C8-N9-C4	-5.33	103.67	105.80
1	AA	696	A	O4'-C1'-N9	5.33	112.46	108.20
35	BA	1889	A	N7-C8-N9	5.33	116.47	113.80
35	BA	2317	C	OP2-P-O3'	5.33	116.93	105.20
35	BA	2388	A	C5-N7-C8	-5.33	101.23	103.90
35	BA	2547	U	C5-C6-N1	5.33	125.36	122.70
35	BA	2813	A	C6-N1-C2	-5.33	115.40	118.60
35	BA	2851	A	C5-C6-N1	-5.33	115.03	117.70
36	BB	103	G	C6-N1-C2	-5.33	121.90	125.10
1	AA	431	A	C2-N3-C4	5.33	113.26	110.60

Continued on next page...

Continued from previous page...

Mol	Chain	Res	Type	Atoms	Z	Observed(°)	Ideal(°)
1	AA	954	G	N1-C2-N2	5.33	121.00	116.20
1	AA	1030(C)	G	N1-C2-N2	-5.33	111.41	116.20
1	AA	1060	C	C4-C5-C6	5.33	120.06	117.40
22	AV	68	C	N1-C2-N3	5.33	122.93	119.20
35	BA	426	C	C5-C6-N1	5.33	123.67	121.00
35	BA	552	G	N3-C4-C5	5.33	131.26	128.60
35	BA	658	C	N3-C4-N4	-5.33	114.27	118.00
35	BA	805	G	C4-C5-N7	5.33	112.93	110.80
35	BA	944	G	N9-C1'-C2'	5.33	120.93	114.00
35	BA	2119	A	N7-C8-N9	-5.33	111.14	113.80
35	BA	2472	G	C6-N1-C2	5.33	128.30	125.10
41	BG	147	ASP	CB-CG-OD2	-5.33	113.50	118.30
53	BV	60	GLU	OE1-CD-OE2	-5.33	116.91	123.30
1	AA	562	C	C5'-C4'-O4'	-5.33	102.71	109.10
1	AA	1356	G	N3-C2-N2	5.33	123.63	119.90
35	BA	73	A	C3'-C2'-C1'	5.33	105.76	101.50
35	BA	1630	G	C8-N9-C4	5.33	108.53	106.40
35	BA	2239	G	C5-C6-O6	-5.33	125.40	128.60
35	BA	2509	G	C3'-C2'-C1'	-5.33	97.24	101.50
1	AA	667	G	C5-C6-O6	-5.33	125.40	128.60
35	BA	12	U	C5-C4-O4	5.33	129.09	125.90
35	BA	143(A)	C	C2-N3-C4	5.33	122.56	119.90
35	BA	501	A	C8-N9-C4	-5.33	103.67	105.80
35	BA	827	U	O5'-P-OP1	5.33	117.09	110.70
35	BA	915	C	O4'-C1'-N1	5.33	112.46	108.20
35	BA	917	A	N1-C2-N3	-5.33	126.64	129.30
35	BA	1011	G	C4-C5-N7	5.33	112.93	110.80
35	BA	1296	G	O4'-C1'-N9	-5.33	103.94	108.20
35	BA	2289	G	C5-C6-O6	-5.33	125.41	128.60
1	AA	392	G	N3-C4-N9	5.32	129.19	126.00
1	AA	735	C	C2'-C3'-O3'	5.32	122.22	113.70
1	AA	1175	G	N1-C6-O6	5.32	123.09	119.90
1	AA	1204	A	C5-N7-C8	5.32	106.56	103.90
35	BA	289	A	C5-C6-N1	-5.32	115.04	117.70
35	BA	979	G	N1-C6-O6	-5.32	116.71	119.90
35	BA	1032	A	C6-N1-C2	-5.32	115.41	118.60
35	BA	1060	U	N3-C2-O2	5.32	125.93	122.20
35	BA	1529	G	C8-N9-C4	5.32	108.53	106.40
35	BA	1864	U	C5'-C4'-C3'	-5.32	107.48	116.00
35	BA	2102	U	C4-C5-C6	-5.32	116.51	119.70
1	AA	178	C	C5-C6-N1	5.32	123.66	121.00
1	AA	267	C	O4'-C1'-N1	-5.32	103.94	108.20

Continued on next page...

Continued from previous page...

Mol	Chain	Res	Type	Atoms	Z	Observed(°)	Ideal(°)
1	AA	709	G	C6-N1-C2	-5.32	121.91	125.10
35	BA	2389	G	C4-C5-N7	-5.32	108.67	110.80
35	BA	2500	U	O4'-C1'-N1	5.32	112.46	108.20
1	AA	28	G	N3-C4-C5	5.32	131.26	128.60
1	AA	88	A	C4-C5-N7	-5.32	108.04	110.70
1	AA	398	C	C2-N3-C4	5.32	122.56	119.90
1	AA	491	G	N1-C2-N3	5.32	127.09	123.90
1	AA	664	G	OP2-P-O3'	5.32	116.91	105.20
1	AA	676	A	O4'-C1'-N9	5.32	112.46	108.20
1	AA	1087	G	C4-C5-N7	-5.32	108.67	110.80
24	AY	151	ARG	NE-CZ-NH1	-5.32	117.64	120.30
35	BA	985	C	N1-C2-N3	5.32	122.92	119.20
35	BA	1510	G	C5-N7-C8	-5.32	101.64	104.30
35	BA	1609	A	N1-C2-N3	5.32	131.96	129.30
36	BB	78	A	C5-C6-N1	5.32	120.36	117.70
1	AA	386	C	N3-C4-C5	-5.32	119.77	121.90
1	AA	1049	U	OP2-P-O3'	5.32	116.90	105.20
1	AA	1320	C	N3-C4-C5	-5.32	119.77	121.90
22	AV	31	G	C5-C6-N1	5.32	114.16	111.50
35	BA	124	G	C4-C5-N7	-5.32	108.67	110.80
35	BA	1224	C	C2-N3-C4	-5.32	117.24	119.90
35	BA	1544	A	N7-C8-N9	-5.32	111.14	113.80
35	BA	1719	G	C4-C5-N7	5.32	112.93	110.80
35	BA	2597	G	N3-C4-N9	5.32	129.19	126.00
36	BB	36	C	C2-N3-C4	5.32	122.56	119.90
1	AA	548	G	O5'-P-OP1	-5.32	100.92	105.70
1	AA	900	A	C4'-C3'-C2'	5.32	107.92	102.60
1	AA	963	G	C4-N9-C1'	5.32	133.41	126.50
1	AA	1105	A	N7-C8-N9	5.32	116.46	113.80
1	AA	1428	A	N9-C4-C5	5.32	107.93	105.80
10	AJ	63	PHE	CB-CG-CD2	5.32	124.52	120.80
35	BA	97	C	C6-N1-C2	5.32	122.43	120.30
35	BA	805	G	C2-N3-C4	-5.32	109.24	111.90
35	BA	943	U	N3-C2-O2	5.32	125.92	122.20
35	BA	1400	G	N3-C4-N9	-5.32	122.81	126.00
35	BA	1827	C	N1-C2-O2	-5.32	115.71	118.90
35	BA	2267	A	C6-N1-C2	5.32	121.79	118.60
1	AA	544	G	N3-C4-C5	5.32	131.26	128.60
1	AA	672	U	O4'-C1'-N1	5.32	112.45	108.20
1	AA	946	A	C4-C5-C6	-5.32	114.34	117.00
21	AU	22	ARG	NE-CZ-NH2	-5.32	117.64	120.30
29	B4	5	ILE	CB-CA-C	-5.32	100.97	111.60

Continued on next page...

Continued from previous page...

Mol	Chain	Res	Type	Atoms	Z	Observed(°)	Ideal(°)
35	BA	66	C	N3-C2-O2	5.32	125.62	121.90
35	BA	290	G	N3-C4-C5	-5.32	125.94	128.60
35	BA	1026	U	C6-N1-C2	-5.32	117.81	121.00
35	BA	1791	A	N1-C2-N3	-5.32	126.64	129.30
45	BN	124	ALA	N-CA-CB	-5.32	102.66	110.10
1	AA	1109	C	C4'-C3'-C2'	-5.31	97.29	102.60
1	AA	168	G	N1-C2-N2	5.31	120.98	116.20
1	AA	247	G	N1-C2-N2	-5.31	111.42	116.20
1	AA	658	G	C6-N1-C2	-5.31	121.91	125.10
1	AA	1022	G	C3'-C2'-C1'	-5.31	97.25	101.50
35	BA	763	G	C4-C5-N7	-5.31	108.67	110.80
35	BA	1599	C	C6-N1-C2	-5.31	118.17	120.30
35	BA	1921	G	C5-C6-N1	5.31	114.16	111.50
35	BA	2229	C	C5'-C4'-O4'	-5.31	102.72	109.10
35	BA	2561	A	C5-N7-C8	5.31	106.56	103.90
35	BA	2624	G	C4'-C3'-C2'	-5.31	97.29	102.60
1	AA	1249	C	C2-N3-C4	-5.31	117.25	119.90
1	AA	1297	C	N1-C2-O2	-5.31	115.71	118.90
35	BA	254	G	C8-N9-C4	-5.31	104.28	106.40
36	BB	29	A	C5-N7-C8	5.31	106.56	103.90
1	AA	1293	G	N7-C8-N9	5.31	115.75	113.10
1	AA	1503	A	O5'-P-OP1	-5.31	100.92	105.70
8	AH	104	ARG	NE-CZ-NH1	-5.31	117.64	120.30
35	BA	282	A	C6-N1-C2	-5.31	115.42	118.60
35	BA	1033	U	C4-C5-C6	-5.31	116.51	119.70
35	BA	1055	G	O4'-C1'-N9	-5.31	103.95	108.20
35	BA	1084	A	N9-C4-C5	-5.31	103.68	105.80
35	BA	1219	G	N1-C6-O6	5.31	123.08	119.90
35	BA	1380	G	C6-N1-C2	-5.31	121.91	125.10
35	BA	2498	C	C2-N3-C4	-5.31	117.25	119.90
35	BA	2773	C	N3-C4-C5	-5.31	119.78	121.90
1	AA	72	C	C6-N1-C2	-5.31	118.18	120.30
1	AA	594	G	N1-C2-N2	-5.31	111.42	116.20
1	AA	617	G	N9-C4-C5	-5.31	103.28	105.40
1	AA	1024	G	N9-C1'-C2'	5.31	120.90	114.00
1	AA	1033	G	O4'-C1'-N9	5.31	112.45	108.20
12	AL	113	ARG	CD-NE-CZ	5.31	131.03	123.60
35	BA	351	G	N7-C8-N9	5.31	115.75	113.10
35	BA	1243	G	N3-C4-C5	5.31	131.25	128.60
35	BA	2768	C	C2-N3-C4	-5.31	117.25	119.90
35	BA	2768	C	C6-N1-C2	-5.31	118.18	120.30
35	BA	970	C	C5-C4-N4	-5.31	116.49	120.20

Continued on next page...

Continued from previous page...

Mol	Chain	Res	Type	Atoms	Z	Observed(°)	Ideal(°)
1	AA	116	A	N9-C4-C5	-5.30	103.68	105.80
1	AA	475	G	C4-C5-C6	5.30	121.98	118.80
1	AA	499	A	O4'-C1'-N9	5.30	112.44	108.20
1	AA	1242	C	O4'-C1'-N1	5.30	112.44	108.20
35	BA	114	U	C1'-O4'-C4'	-5.30	105.66	109.90
35	BA	312	G	N3-C4-N9	-5.30	122.82	126.00
35	BA	658	C	C2-N3-C4	-5.30	117.25	119.90
35	BA	1480	G	N3-C4-C5	-5.30	125.95	128.60
35	BA	2372	G	O4'-C1'-N9	-5.30	103.96	108.20
1	AA	33	A	C5'-C4'-C3'	-5.30	107.51	116.00
1	AA	431	A	N3-C4-C5	-5.30	123.09	126.80
1	AA	1115	C	N3-C4-N4	5.30	121.71	118.00
35	BA	21	A	O4'-C1'-N9	-5.30	103.96	108.20
35	BA	591	C	C2-N3-C4	5.30	122.55	119.90
35	BA	2072	G	O4'-C1'-N9	-5.30	103.96	108.20
35	BA	2162	G	C5-C6-O6	-5.30	125.42	128.60
57	BZ	49	ARG	NE-CZ-NH1	-5.30	117.65	120.30
1	AA	475	G	N3-C4-C5	-5.30	125.95	128.60
1	AA	496	A	O4'-C1'-N9	-5.30	103.96	108.20
1	AA	537	G	N1-C2-N3	-5.30	120.72	123.90
1	AA	683	G	N1-C2-N3	5.30	127.08	123.90
1	AA	701	C	N3-C4-C5	5.30	124.02	121.90
1	AA	1061	G	N1-C2-N3	-5.30	120.72	123.90
1	AA	1356	G	N7-C8-N9	5.30	115.75	113.10
35	BA	154(A)	C	C6-N1-C2	5.30	122.42	120.30
35	BA	338	G	N7-C8-N9	-5.30	110.45	113.10
35	BA	624	C	C2-N3-C4	-5.30	117.25	119.90
35	BA	1556	C	C1'-O4'-C4'	-5.30	105.66	109.90
35	BA	2527	C	N1-C2-O2	-5.30	115.72	118.90
35	BA	2749	A	C8-N9-C4	-5.30	103.68	105.80
1	AA	274	A	C5'-C4'-C3'	-5.30	107.52	116.00
1	AA	305	G	N1-C6-O6	-5.30	116.72	119.90
1	AA	505	G	N3-C4-C5	-5.30	125.95	128.60
1	AA	594	G	N1-C2-N3	5.30	127.08	123.90
1	AA	1044	A	C5'-C4'-C3'	-5.30	107.52	116.00
1	AA	1177	G	O4'-C1'-N9	-5.30	103.96	108.20
1	AA	1369	C	N3-C2-O2	5.30	125.61	121.90
35	BA	80	G	C5-C6-O6	-5.30	125.42	128.60
35	BA	480	A	C5'-C4'-O4'	-5.30	102.74	109.10
35	BA	2105	C	C5-C4-N4	-5.30	116.49	120.20
35	BA	2623	G	C4-C5-C6	5.30	121.98	118.80
35	BA	30	G	O4'-C1'-N9	-5.30	103.96	108.20

Continued on next page...

Continued from previous page...

Mol	Chain	Res	Type	Atoms	Z	Observed(°)	Ideal(°)
35	BA	927	G	N3-C4-C5	-5.30	125.95	128.60
35	BA	1085	A	C8-N9-C4	-5.30	103.68	105.80
35	BA	2682	U	C5'-C4'-O4'	-5.30	102.74	109.10
36	BB	44	G	N9-C4-C5	5.30	107.52	105.40
1	AA	229	U	C1'-O4'-C4'	-5.30	105.66	109.90
1	AA	285	G	C6-N1-C2	-5.30	121.92	125.10
1	AA	1129	C	O5'-P-OP1	-5.30	100.93	105.70
1	AA	1339	A	C8-N9-C4	-5.30	103.68	105.80
4	AD	59	ARG	NE-CZ-NH1	5.30	122.95	120.30
35	BA	402	A	N9-C4-C5	-5.30	103.68	105.80
35	BA	469	G	N1-C2-N3	-5.30	120.72	123.90
35	BA	982	C	C5-C6-N1	5.30	123.65	121.00
35	BA	1021	A	C3'-C2'-C1'	-5.30	97.26	101.50
35	BA	1155	A	N1-C2-N3	5.30	131.95	129.30
35	BA	2071	A	C6-N1-C2	-5.30	115.42	118.60
35	BA	2208	A	C3'-C2'-C1'	5.30	105.74	101.50
35	BA	2409	G	N1-C2-N3	-5.30	120.72	123.90
35	BA	2673	G	C5-C6-O6	5.30	131.78	128.60
35	BA	2867	G	O4'-C1'-N9	5.30	112.44	108.20
1	AA	477	A	N3-C4-C5	-5.29	123.09	126.80
35	BA	271(P)	C	C5-C4-N4	5.29	123.91	120.20
35	BA	1094	U	C5'-C4'-O4'	5.29	115.45	109.10
35	BA	1159	U	C3'-C2'-C1'	-5.29	97.26	101.50
1	AA	16	A	C4-C5-C6	-5.29	114.35	117.00
1	AA	83	U	OP2-P-O3'	5.29	116.85	105.20
1	AA	420	U	N3-C4-C5	-5.29	111.42	114.60
1	AA	867	G	C6-C5-N7	-5.29	127.22	130.40
22	AV	70	G	C6-C5-N7	5.29	133.58	130.40
35	BA	81	G	C2-N3-C4	-5.29	109.25	111.90
35	BA	669	G	C2-N3-C4	5.29	114.55	111.90
35	BA	1059	G	C1'-O4'-C4'	-5.29	105.67	109.90
35	BA	1359	A	O4'-C1'-N9	5.29	112.44	108.20
35	BA	1938	A	O4'-C4'-C3'	5.29	110.33	106.10
35	BA	2524	G	O4'-C1'-C2'	-5.29	100.51	105.80
35	BA	2638	G	N1-C2-N3	5.29	127.08	123.90
35	BA	2809	A	C8-N9-C4	5.29	107.92	105.80
1	AA	371	G	C5-C6-N1	5.29	114.14	111.50
1	AA	1205	U	C5-C6-N1	5.29	125.35	122.70
1	AA	1260	C	N3-C4-C5	5.29	124.02	121.90
35	BA	702	G	N9-C4-C5	-5.29	103.28	105.40
35	BA	785	G	C5'-C4'-O4'	5.29	115.45	109.10
35	BA	1923	U	C4-C5-C6	-5.29	116.53	119.70

Continued on next page...

Continued from previous page...

Mol	Chain	Res	Type	Atoms	Z	Observed(°)	Ideal(°)
35	BA	2059	A	C5-N7-C8	5.29	106.55	103.90
35	BA	2712	U	C3'-C2'-C1'	5.29	105.73	101.50
1	AA	1111	A	C6-N1-C2	5.29	121.77	118.60
1	AA	1210	C	C6-N1-C2	5.29	122.42	120.30
1	AA	1492	A	C2-N3-C4	-5.29	107.95	110.60
35	BA	1101	U	C5-C6-N1	5.29	125.34	122.70
35	BA	1645	G	C8-N9-C4	5.29	108.52	106.40
35	BA	2151	G	N1-C6-O6	-5.29	116.73	119.90
35	BA	2181	G	N7-C8-N9	-5.29	110.45	113.10
1	AA	242	C	C5-C6-N1	-5.29	118.36	121.00
35	BA	850	C	C5-C4-N4	-5.29	116.50	120.20
35	BA	1562	A	O4'-C1'-N9	5.29	112.43	108.20
35	BA	1771	C	N3-C2-O2	-5.29	118.20	121.90
35	BA	2479	G	C5-C6-N1	-5.29	108.86	111.50
35	BA	2538	C	C4-C5-C6	-5.29	114.76	117.40
50	BS	20	ARG	NE-CZ-NH2	5.29	122.94	120.30
1	AA	730	G	N9-C4-C5	-5.29	103.28	105.40
35	BA	2691	C	C2-N3-C4	5.29	122.54	119.90
35	BA	2719	G	O4'-C1'-N9	5.29	112.43	108.20
1	AA	303	A	C8-N9-C4	-5.29	103.69	105.80
1	AA	931	C	O4'-C1'-N1	5.29	112.43	108.20
1	AA	963	G	N3-C4-C5	-5.29	125.96	128.60
1	AA	1477	C	N3-C2-O2	5.29	125.60	121.90
35	BA	63	U	N3-C4-O4	5.29	123.10	119.40
35	BA	382	G	C5-N7-C8	-5.29	101.66	104.30
35	BA	489	G	C5-C6-N1	5.29	114.14	111.50
35	BA	523	C	N3-C2-O2	5.29	125.60	121.90
35	BA	1241	A	C8-N9-C4	-5.29	103.69	105.80
35	BA	1620	G	C5-N7-C8	5.29	106.94	104.30
35	BA	1750	G	C5-N7-C8	5.29	106.94	104.30
35	BA	2476	A	N1-C2-N3	5.29	131.94	129.30
35	BA	2872	G	C6-C5-N7	5.29	133.57	130.40
1	AA	296	U	C5-C4-O4	-5.28	122.73	125.90
1	AA	528	C	C5'-C4'-C3'	5.28	124.45	116.00
1	AA	803	G	C2-N3-C4	-5.28	109.26	111.90
1	AA	1145	C	C5-C6-N1	5.28	123.64	121.00
1	AA	1411	C	O4'-C1'-N1	-5.28	103.97	108.20
35	BA	271(L)	U	C4-C5-C6	-5.28	116.53	119.70
35	BA	1403	C	C5-C4-N4	-5.28	116.50	120.20
35	BA	1429	G	C2-N3-C4	5.28	114.54	111.90
1	AA	66	G	N7-C8-N9	-5.28	110.46	113.10
1	AA	413	G	O4'-C1'-N9	5.28	112.42	108.20

Continued on next page...

Continued from previous page...

Mol	Chain	Res	Type	Atoms	Z	Observed(°)	Ideal(°)
1	AA	1359	C	N1-C2-O2	-5.28	115.73	118.90
35	BA	1719	G	C5-C6-O6	5.28	131.77	128.60
35	BA	1800	C	P-O5'-C5'	5.28	129.35	120.90
35	BA	2319	G	C1'-O4'-C4'	5.28	114.12	109.90
40	BF	168	ARG	NE-CZ-NH1	5.28	122.94	120.30
1	AA	953	G	C2-N3-C4	5.28	114.54	111.90
1	AA	1340	A	C5'-C4'-C3'	5.28	124.45	116.00
35	BA	154(A)	C	N1-C2-O2	5.28	122.07	118.90
35	BA	192	C	O4'-C1'-N1	5.28	112.42	108.20
35	BA	231	C	C2-N3-C4	-5.28	117.26	119.90
35	BA	392	C	O4'-C1'-N1	5.28	112.42	108.20
35	BA	654(H)	G	C6-N1-C2	5.28	128.27	125.10
35	BA	738	G	C8-N9-C4	-5.28	104.29	106.40
35	BA	1095	A	C5-N7-C8	-5.28	101.26	103.90
35	BA	1929	G	C5-C6-N1	-5.28	108.86	111.50
35	BA	2459	A	C5-C6-N6	-5.28	119.47	123.70
1	AA	1238	A	C2-N3-C4	5.28	113.24	110.60
4	AD	67	ILE	CB-CA-C	-5.28	101.05	111.60
22	AV	59	A	N1-C6-N6	-5.28	115.43	118.60
35	BA	619	G	N7-C8-N9	5.28	115.74	113.10
35	BA	938	G	N7-C8-N9	-5.28	110.46	113.10
35	BA	1645	G	C1'-O4'-C4'	-5.28	105.68	109.90
35	BA	2084	C	C4-C5-C6	-5.28	114.76	117.40
35	BA	2197	U	C5-C6-N1	-5.28	120.06	122.70
35	BA	2307	G	N9-C4-C5	-5.28	103.29	105.40
35	BA	2505	G	C4'-C3'-C2'	-5.28	97.32	102.60
35	BA	2694	G	C5-C6-N1	-5.28	108.86	111.50
1	AA	275	G	N9-C4-C5	-5.28	103.29	105.40
1	AA	426	G	C6-C5-N7	-5.28	127.23	130.40
1	AA	682	G	C4-C5-N7	5.28	112.91	110.80
1	AA	1219	U	C5-C6-N1	-5.28	120.06	122.70
1	AA	1396	A	N7-C8-N9	5.28	116.44	113.80
22	AV	74	C	N3-C4-N4	5.28	121.69	118.00
35	BA	12	U	N1-C2-O2	5.28	126.49	122.80
35	BA	272(D)	G	C2-N3-C4	-5.28	109.26	111.90
35	BA	457	A	C2-N3-C4	-5.28	107.96	110.60
35	BA	575	A	N1-C2-N3	-5.28	126.66	129.30
35	BA	799	G	C6-C5-N7	5.28	133.56	130.40
35	BA	969	U	N3-C4-C5	5.28	117.77	114.60
35	BA	1166	C	N1-C2-O2	-5.28	115.73	118.90
35	BA	1208	C	N3-C4-N4	-5.28	114.31	118.00
35	BA	1667	G	C5'-C4'-C3'	-5.28	107.56	116.00

Continued on next page...

Continued from previous page...

Mol	Chain	Res	Type	Atoms	Z	Observed(°)	Ideal(°)
35	BA	2326	C	C2-N3-C4	-5.28	117.26	119.90
35	BA	2414	G	C5-C6-O6	-5.28	125.43	128.60
35	BA	2647	U	C6-N1-C2	-5.28	117.83	121.00
35	BA	2834	G	C5-C6-O6	5.28	131.77	128.60
38	BD	190	TYR	CB-CG-CD2	-5.28	117.83	121.00
1	AA	1119	C	C4-C5-C6	5.27	120.04	117.40
1	AA	1227	A	C4-C5-C6	5.27	119.64	117.00
1	AA	1520	G	N9-C1'-C2'	-5.27	106.20	112.00
35	BA	1530	C	C6-N1-C1'	5.27	127.13	120.80
35	BA	1535	A	C5-C6-N6	-5.27	119.48	123.70
35	BA	1651	G	N1-C2-N3	5.27	127.06	123.90
35	BA	2100	G	C5'-C4'-O4'	-5.27	102.77	109.10
35	BA	2161	C	N3-C4-N4	-5.27	114.31	118.00
35	BA	2190	G	N3-C4-N9	5.27	129.16	126.00
35	BA	2817	G	C6-N1-C2	5.27	128.26	125.10
1	AA	175	C	C5'-C4'-O4'	5.27	115.43	109.10
1	AA	181	G	C6-C5-N7	5.27	133.56	130.40
1	AA	791	G	C8-N9-C4	5.27	108.51	106.40
1	AA	913	A	C4-C5-N7	5.27	113.34	110.70
1	AA	957	U	C1'-O4'-C4'	-5.27	105.68	109.90
1	AA	1105	A	C2-N3-C4	-5.27	107.96	110.60
1	AA	1117	G	N9-C4-C5	-5.27	103.29	105.40
25	B0	20	ARG	NE-CZ-NH1	-5.27	117.66	120.30
35	BA	271(R)	G	O4'-C4'-C3'	-5.27	98.73	104.00
35	BA	344	G	O4'-C1'-N9	5.27	112.42	108.20
35	BA	538	G	N9-C4-C5	5.27	107.51	105.40
35	BA	619	G	N9-C4-C5	-5.27	103.29	105.40
35	BA	958	U	C2-N3-C4	5.27	130.16	127.00
35	BA	1449	A	N7-C8-N9	-5.27	111.16	113.80
35	BA	1508	A	O4'-C1'-N9	5.27	112.42	108.20
35	BA	1683	C	N3-C4-C5	-5.27	119.79	121.90
35	BA	2574	G	C5-N7-C8	-5.27	101.66	104.30
35	BA	632	A	C2-N3-C4	-5.27	107.97	110.60
35	BA	957	A	N7-C8-N9	5.27	116.44	113.80
56	BY	11	ASP	CB-CG-OD1	-5.27	113.56	118.30
35	BA	1926	U	C5-C6-N1	5.27	125.33	122.70
35	BA	2263	C	C2-N3-C4	-5.27	117.27	119.90
35	BA	2341	G	N9-C4-C5	5.27	107.51	105.40
35	BA	2670	A	C4-C5-N7	5.27	113.33	110.70
35	BA	2702	U	N1-C2-O2	5.27	126.49	122.80
35	BA	2775	A	C5-C6-N1	5.27	120.33	117.70
1	AA	889	A	O5'-P-OP2	-5.27	100.96	105.70

Continued on next page...

Continued from previous page...

Mol	Chain	Res	Type	Atoms	Z	Observed(°)	Ideal(°)
35	BA	539	G	N1-C2-N3	5.27	127.06	123.90
35	BA	1363	C	C5-C4-N4	5.27	123.89	120.20
35	BA	1437	C	C3'-C2'-C1'	5.27	105.71	101.50
35	BA	1953	A	N9-C4-C5	-5.27	103.69	105.80
35	BA	2239	G	N1-C6-O6	5.27	123.06	119.90
35	BA	2481	G	C2-N3-C4	-5.27	109.27	111.90
35	BA	2520	C	C4-C5-C6	5.27	120.03	117.40
41	BG	125	PHE	CB-CG-CD1	-5.27	117.11	120.80
50	BS	42	ASP	CB-CG-OD1	-5.27	113.56	118.30
35	BA	131	G	C5-C6-N1	-5.27	108.87	111.50
35	BA	1773	A	N1-C2-N3	5.27	131.93	129.30
35	BA	1986	A	P-O3'-C3'	5.27	126.02	119.70
1	AA	259	G	C6-N1-C2	5.26	128.26	125.10
1	AA	666	G	N1-C6-O6	5.26	123.06	119.90
1	AA	827	U	OP2-P-O3'	5.26	116.78	105.20
1	AA	1033	G	C4-C5-C6	-5.26	115.64	118.80
2	AB	79	ASP	CB-CG-OD1	5.26	123.04	118.30
35	BA	1930	G	C8-N9-C4	-5.26	104.29	106.40
35	BA	2570	G	C4-C5-N7	-5.26	108.69	110.80
1	AA	1417	G	C8-N9-C4	-5.26	104.30	106.40
35	BA	418	G	N1-C6-O6	-5.26	116.74	119.90
35	BA	854	G	C4-C5-N7	-5.26	108.69	110.80
35	BA	1467	C	C4-C5-C6	-5.26	114.77	117.40
1	AA	119	A	O5'-P-OP2	-5.26	100.96	105.70
1	AA	132	C	N1-C2-N3	-5.26	115.52	119.20
1	AA	378	G	C6-C5-N7	5.26	133.56	130.40
1	AA	951	G	C4-C5-N7	5.26	112.90	110.80
7	AG	6	ARG	NE-CZ-NH1	-5.26	117.67	120.30
35	BA	56	A	N1-C2-N3	5.26	131.93	129.30
35	BA	245	G	N3-C2-N2	5.26	123.58	119.90
35	BA	1370	C	C5-C4-N4	-5.26	116.52	120.20
35	BA	1467	C	C2-N3-C4	5.26	122.53	119.90
35	BA	1679	U	C5'-C4'-O4'	5.26	115.41	109.10
35	BA	1963	U	O4'-C1'-C2'	5.26	112.33	107.60
35	BA	2192	G	C3'-C2'-C1'	5.26	105.71	101.50
36	BB	116	G	N3-C4-C5	5.26	131.23	128.60
1	AA	56	U	C2-N3-C4	5.26	130.16	127.00
1	AA	386	C	C5-C4-N4	5.26	123.88	120.20
1	AA	1413	A	N1-C2-N3	5.26	131.93	129.30
22	AV	71	C	C5'-C4'-C3'	-5.26	107.58	116.00
29	B4	47	GLN	N-CA-C	5.26	125.20	111.00
35	BA	290	G	C5'-C4'-O4'	5.26	115.41	109.10

Continued on next page...

Continued from previous page...

Mol	Chain	Res	Type	Atoms	Z	Observed(°)	Ideal(°)
35	BA	849	A	C2-N3-C4	-5.26	107.97	110.60
35	BA	1235	G	C4-C5-N7	5.26	112.90	110.80
35	BA	1365	A	C4-C5-C6	5.26	119.63	117.00
35	BA	2543	G	C5-C6-O6	-5.26	125.44	128.60
35	BA	2718	G	C4-C5-N7	-5.26	108.70	110.80
35	BA	2741	A	C6-C5-N7	-5.26	128.62	132.30
1	AA	222	U	C4-C5-C6	5.26	122.86	119.70
1	AA	409	G	N7-C8-N9	5.26	115.73	113.10
35	BA	1223	G	N1-C6-O6	-5.26	116.75	119.90
35	BA	2277	G	C8-N9-C4	-5.26	104.30	106.40
1	AA	1334	G	O5'-P-OP2	5.26	117.01	110.70
35	BA	750	A	C4-C5-N7	5.26	113.33	110.70
35	BA	769	G	C8-N9-C4	5.26	108.50	106.40
35	BA	1197	G	N3-C2-N2	5.26	123.58	119.90
35	BA	1807	G	N3-C4-C5	5.26	131.23	128.60
35	BA	1810	A	C2-N3-C4	-5.26	107.97	110.60
35	BA	2561	A	N7-C8-N9	-5.26	111.17	113.80
1	AA	108	G	C6-N1-C2	5.25	128.25	125.10
22	AV	15	G	C6-N1-C2	-5.25	121.95	125.10
22	AV	37	A	C4-C5-C6	5.25	119.63	117.00
35	BA	2241	A	C1'-O4'-C4'	5.25	114.10	109.90
35	BA	2577	A	N9-C4-C5	-5.25	103.70	105.80
1	AA	786	G	N1-C2-N3	-5.25	120.75	123.90
1	AA	1047	G	N1-C2-N3	5.25	127.05	123.90
35	BA	1209	G	N3-C4-C5	5.25	131.23	128.60
35	BA	1368	G	N3-C4-C5	5.25	131.23	128.60
35	BA	1512	U	C6-N1-C2	5.25	124.15	121.00
35	BA	1907	G	C8-N9-C4	5.25	108.50	106.40
35	BA	2174	C	O4'-C1'-N1	-5.25	104.00	108.20
35	BA	2843	G	C5-C6-O6	-5.25	125.45	128.60
1	AA	78	G	O4'-C4'-C3'	-5.25	98.75	104.00
1	AA	761	G	C6-C5-N7	-5.25	127.25	130.40
1	AA	995	C	C4-C5-C6	-5.25	114.77	117.40
1	AA	1026	G	N3-C2-N2	-5.25	116.22	119.90
1	AA	1092	A	N7-C8-N9	5.25	116.43	113.80
35	BA	56	A	C5-N7-C8	-5.25	101.27	103.90
35	BA	156	U	C6-N1-C1'	-5.25	113.85	121.20
35	BA	360	G	C5-C6-O6	5.25	131.75	128.60
35	BA	425	G	N9-C4-C5	5.25	107.50	105.40
35	BA	1568	G	N3-C4-C5	5.25	131.23	128.60
1	AA	356	A	C5-N7-C8	5.25	106.53	103.90
1	AA	627	G	N1-C2-N3	5.25	127.05	123.90

Continued on next page...

Continued from previous page...

Mol	Chain	Res	Type	Atoms	Z	Observed(°)	Ideal(°)
1	AA	820	U	N1-C2-N3	-5.25	111.75	114.90
1	AA	873	A	C8-N9-C4	-5.25	103.70	105.80
1	AA	162	A	N9-C4-C5	5.25	107.90	105.80
1	AA	450	G	N7-C8-N9	-5.25	110.48	113.10
1	AA	498	U	N1-C2-O2	-5.25	119.13	122.80
1	AA	764	C	C1'-O4'-C4'	-5.25	105.70	109.90
35	BA	619	G	C5-C6-O6	5.25	131.75	128.60
35	BA	1206	G	C2-N3-C4	5.25	114.52	111.90
35	BA	1635	G	N3-C2-N2	5.25	123.57	119.90
35	BA	2172	U	C2'-C3'-O3'	5.25	122.10	113.70
35	BA	2192	G	N7-C8-N9	5.25	115.72	113.10
35	BA	2475	C	O4'-C1'-N1	-5.25	104.00	108.20
1	AA	10	A	C6-C5-N7	5.25	135.97	132.30
1	AA	80	G	O4'-C1'-N9	-5.25	104.00	108.20
1	AA	969	A	N3-C4-C5	-5.25	123.13	126.80
1	AA	1199	U	O4'-C1'-N1	5.25	112.40	108.20
15	AO	15	PHE	CB-CG-CD2	-5.25	117.13	120.80
22	AV	21	A	N3-C4-C5	-5.25	123.13	126.80
35	BA	553	G	C6-C5-N7	-5.25	127.25	130.40
35	BA	2068	U	O4'-C1'-N1	-5.25	104.00	108.20
35	BA	2267	A	OP1-P-O3'	5.25	116.74	105.20
35	BA	2399	G	C3'-C2'-C1'	-5.25	97.30	101.50
35	BA	2599	G	C6-N1-C2	-5.25	121.95	125.10
35	BA	2783	G	N1-C6-O6	-5.25	116.75	119.90
1	AA	52	G	N3-C4-N9	5.25	129.15	126.00
1	AA	370	C	N1-C2-O2	-5.25	115.75	118.90
1	AA	915	A	N9-C1'-C2'	-5.25	106.23	112.00
22	AV	71	C	C4-C5-C6	-5.25	114.78	117.40
35	BA	299	A	O4'-C1'-N9	5.25	112.40	108.20
35	BA	1115	G	C5-C6-N1	5.25	114.12	111.50
35	BA	1495	A	C4'-C3'-C2'	5.25	107.84	102.60
35	BA	2765	A	C4-C5-N7	5.25	113.32	110.70
35	BA	2788	C	N3-C4-N4	-5.25	114.33	118.00
1	AA	20	U	N3-C2-O2	5.24	125.87	122.20
1	AA	204	U	N1-C2-O2	-5.24	119.13	122.80
1	AA	341	C	C4-C5-C6	-5.24	114.78	117.40
1	AA	678	U	N1-C2-N3	5.24	118.05	114.90
1	AA	1042	G	C6-N1-C2	-5.24	121.95	125.10
35	BA	371	A	C2-N3-C4	5.24	113.22	110.60
35	BA	1208	C	C5-C6-N1	-5.24	118.38	121.00
35	BA	1329	U	C5-C4-O4	5.24	129.05	125.90
35	BA	2395	C	C6-N1-C2	5.24	122.40	120.30

Continued on next page...

Continued from previous page...

Mol	Chain	Res	Type	Atoms	Z	Observed(°)	Ideal(°)
35	BA	2871	C	C6-N1-C2	-5.24	118.20	120.30
35	BA	639	U	C6-N1-C2	-5.24	117.86	121.00
35	BA	1938	A	C1'-O4'-C4'	-5.24	105.71	109.90
35	BA	2058	A	C6-C5-N7	-5.24	128.63	132.30
36	BB	46	A	N3-C4-C5	-5.24	123.13	126.80
1	AA	129(A)	G	N3-C4-N9	5.24	129.14	126.00
1	AA	364	A	O4'-C1'-N9	-5.24	104.01	108.20
1	AA	959	A	C4-C5-N7	5.24	113.32	110.70
1	AA	1155	G	O4'-C1'-N9	-5.24	104.01	108.20
1	AA	1518	A	C6-C5-N7	-5.24	128.63	132.30
2	AB	70	PHE	CB-CG-CD1	5.24	124.47	120.80
22	AV	3	C	C5-C6-N1	-5.24	118.38	121.00
35	BA	113	G	C8-N9-C4	5.24	108.50	106.40
35	BA	272(E)	G	N3-C4-C5	5.24	131.22	128.60
35	BA	355	G	C8-N9-C4	-5.24	104.30	106.40
35	BA	1651	G	C5-C6-N1	-5.24	108.88	111.50
35	BA	1953	A	C5-N7-C8	-5.24	101.28	103.90
35	BA	2061	G	C2-N3-C4	5.24	114.52	111.90
36	BB	4	C	N1-C2-N3	-5.24	115.53	119.20
45	BN	75	TYR	CB-CG-CD2	5.24	124.14	121.00
1	AA	897	C	C5'-C4'-O4'	5.24	115.39	109.10
1	AA	1160	G	N1-C6-O6	-5.24	116.76	119.90
35	BA	261	G	N1-C6-O6	5.24	123.04	119.90
35	BA	351	G	N3-C4-N9	-5.24	122.86	126.00
35	BA	1596	A	C4-C5-N7	-5.24	108.08	110.70
35	BA	1678	G	C2-N3-C4	-5.24	109.28	111.90
35	BA	1913	A	N9-C4-C5	5.24	107.89	105.80
35	BA	2284	C	C4-C5-C6	-5.24	114.78	117.40
36	BB	24	G	C4-C5-N7	5.24	112.89	110.80
22	AV	4	G	C3'-C2'-C1'	5.24	105.69	101.50
35	BA	10	G	C5-C6-O6	-5.24	125.46	128.60
35	BA	654(S)	G	O4'-C1'-N9	-5.24	104.01	108.20
35	BA	1601	G	C5-N7-C8	5.24	106.92	104.30
35	BA	1905	C	O4'-C1'-N1	5.24	112.39	108.20
1	AA	135	C	N3-C2-O2	-5.24	118.23	121.90
1	AA	708	C	N3-C4-N4	5.24	121.66	118.00
1	AA	913	A	P-O3'-C3'	5.24	125.98	119.70
1	AA	1090	U	OP1-P-OP2	-5.24	111.75	119.60
1	AA	1461	G	O4'-C1'-N9	-5.24	104.01	108.20
32	B7	19	ARG	NE-CZ-NH1	-5.24	117.68	120.30
35	BA	2047	U	C2-N3-C4	5.24	130.14	127.00
35	BA	2080	G	N3-C4-N9	-5.24	122.86	126.00

Continued on next page...

Continued from previous page...

Mol	Chain	Res	Type	Atoms	Z	Observed(°)	Ideal(°)
35	BA	2757	A	C4-C5-N7	-5.24	108.08	110.70
1	AA	176	C	C5-C6-N1	5.23	123.62	121.00
1	AA	450	G	N1-C6-O6	5.23	123.04	119.90
1	AA	451	A	C5-C6-N1	-5.23	115.08	117.70
1	AA	1009	G	N3-C2-N2	-5.23	116.24	119.90
1	AA	1192	C	O4'-C4'-C3'	5.23	110.29	106.10
13	AM	108	ARG	NE-CZ-NH1	-5.23	117.68	120.30
35	BA	1754	C	N1-C2-O2	-5.23	115.76	118.90
35	BA	2366	A	C8-N9-C4	5.23	107.89	105.80
36	BB	47	C	C6-N1-C2	5.23	122.39	120.30
1	AA	383	A	N7-C8-N9	-5.23	111.18	113.80
1	AA	1045	C	C5'-C4'-C3'	-5.23	107.63	116.00
22	AV	38	A	N7-C8-N9	5.23	116.42	113.80
35	BA	548	A	C4-C5-C6	5.23	119.62	117.00
35	BA	680	G	C4'-C3'-C2'	-5.23	97.37	102.60
35	BA	689	A	N9-C4-C5	-5.23	103.71	105.80
35	BA	884	C	C1'-O4'-C4'	-5.23	105.71	109.90
35	BA	989	G	C8-N9-C4	-5.23	104.31	106.40
35	BA	1269	A	N1-C2-N3	5.23	131.92	129.30
35	BA	1517	G	N3-C4-C5	-5.23	125.98	128.60
35	BA	1960	A	C5-C6-N1	-5.23	115.08	117.70
36	BB	14	U	N3-C4-O4	5.23	123.06	119.40
47	BP	59	LEU	CA-CB-CG	5.23	127.34	115.30
1	AA	111	G	C5-C6-O6	5.23	131.74	128.60
1	AA	412	A	C6-N1-C2	5.23	121.74	118.60
1	AA	596	C	C2-N3-C4	-5.23	117.28	119.90
1	AA	1347	G	O4'-C1'-C2'	5.23	112.31	107.60
1	AA	1465	C	C5-C4-N4	5.23	123.86	120.20
35	BA	852	G	N1-C2-N3	-5.23	120.76	123.90
35	BA	2074	U	N3-C2-O2	-5.23	118.54	122.20
35	BA	2138	C	N3-C2-O2	-5.23	118.24	121.90
35	BA	2325	G	N7-C8-N9	5.23	115.72	113.10
35	BA	2718	G	C5-N7-C8	5.23	106.92	104.30
36	BB	49	C	C6-N1-C2	-5.23	118.21	120.30
1	AA	764	C	N1-C2-O2	-5.23	115.76	118.90
35	BA	1609	A	C4-C5-C6	5.23	119.61	117.00
35	BA	1759	A	C6-N1-C2	-5.23	115.46	118.60
35	BA	2580	U	N3-C4-O4	-5.23	115.74	119.40
1	AA	15	G	C5-C6-O6	-5.23	125.46	128.60
1	AA	276	G	N3-C4-C5	5.23	131.21	128.60
1	AA	391	G	C8-N9-C4	5.23	108.49	106.40
1	AA	1070	U	C4-C5-C6	5.23	122.84	119.70

Continued on next page...

Continued from previous page...

Mol	Chain	Res	Type	Atoms	Z	Observed(°)	Ideal(°)
1	AA	1376	U	N3-C4-O4	-5.23	115.74	119.40
24	AY	505	GLY	N-CA-C	5.23	126.17	113.10
35	BA	14	A	C4-C5-N7	-5.23	108.09	110.70
35	BA	271(Q)	G	C6-C5-N7	-5.23	127.26	130.40
35	BA	358	U	N3-C4-C5	-5.23	111.46	114.60
35	BA	676	A	N3-C4-C5	5.23	130.46	126.80
35	BA	1007	C	N3-C2-O2	5.23	125.56	121.90
35	BA	1389	G	N9-C4-C5	5.23	107.49	105.40
35	BA	1517	G	C6-N1-C2	-5.23	121.96	125.10
35	BA	1800	C	C6-N1-C2	-5.23	118.21	120.30
35	BA	1828	G	C6-C5-N7	-5.23	127.26	130.40
36	BB	87	G	N3-C4-C5	5.23	131.21	128.60
1	AA	771	G	C5-N7-C8	5.23	106.91	104.30
1	AA	1058	G	C6-C5-N7	5.23	133.54	130.40
1	AA	1516	G	C6-C5-N7	5.23	133.54	130.40
35	BA	397	G	C4-C5-N7	5.23	112.89	110.80
35	BA	523	C	N1-C2-O2	-5.23	115.77	118.90
35	BA	581	C	C4-C5-C6	-5.23	114.79	117.40
35	BA	583	G	N9-C4-C5	-5.23	103.31	105.40
35	BA	717	G	N9-C1'-C2'	-5.23	106.25	112.00
35	BA	974	G	O4'-C4'-C3'	5.23	110.28	106.10
35	BA	1442	G	C8-N9-C4	-5.23	104.31	106.40
35	BA	1586	A	C5-C6-N1	5.23	120.31	117.70
35	BA	2637	U	N1-C2-N3	-5.23	111.77	114.90
35	BA	2693	A	C1'-O4'-C4'	5.23	114.08	109.90
1	AA	1400	C	N3-C4-C5	-5.22	119.81	121.90
35	BA	317	G	N3-C4-N9	-5.22	122.86	126.00
35	BA	1188	U	C5-C4-O4	5.22	129.03	125.90
35	BA	1418	G	C5-N7-C8	-5.22	101.69	104.30
35	BA	1605	C	N1-C2-N3	-5.22	115.54	119.20
35	BA	1963	U	C5'-C4'-O4'	-5.22	102.83	109.10
35	BA	2095	C	C5-C6-N1	5.22	123.61	121.00
35	BA	2358	G	N1-C6-O6	-5.22	116.77	119.90
35	BA	2707	G	C8-N9-C4	5.22	108.49	106.40
1	AA	238	G	C4'-C3'-C2'	-5.22	97.38	102.60
35	BA	571	A	N3-C4-N9	5.22	131.58	127.40
35	BA	1573	G	C8-N9-C4	5.22	108.49	106.40
35	BA	2060	A	C6-C5-N7	5.22	135.96	132.30
35	BA	2165	G	N1-C2-N3	-5.22	120.77	123.90
41	BG	33	ARG	CD-NE-CZ	5.22	130.91	123.60
1	AA	1066	C	C1'-O4'-C4'	-5.22	105.72	109.90
14	AN	31	ARG	NE-CZ-NH1	-5.22	117.69	120.30

Continued on next page...

Continued from previous page...

Mol	Chain	Res	Type	Atoms	Z	Observed(°)	Ideal(°)
35	BA	489	G	C5-C6-O6	-5.22	125.47	128.60
35	BA	816	C	N3-C4-C5	5.22	123.99	121.90
35	BA	1078	U	N1-C2-N3	-5.22	111.77	114.90
1	AA	416	G	N7-C8-N9	5.22	115.71	113.10
1	AA	535	A	C5-C6-N1	5.22	120.31	117.70
1	AA	1189	C	N3-C4-N4	5.22	121.65	118.00
1	AA	1334	G	O4'-C1'-N9	-5.22	104.02	108.20
9	AI	36	TYR	CB-CG-CD2	5.22	124.13	121.00
22	AV	43	A	N7-C8-N9	5.22	116.41	113.80
35	BA	571	A	N9-C4-C5	-5.22	103.71	105.80
35	BA	676	A	C4-C5-N7	5.22	113.31	110.70
35	BA	975(A)	G	C8-N9-C4	5.22	108.49	106.40
35	BA	1049	C	N1-C2-N3	5.22	122.85	119.20
35	BA	1165	U	N1-C2-N3	-5.22	111.77	114.90
35	BA	1635	G	C3'-C2'-C1'	5.22	105.67	101.50
35	BA	1780	A	C6-C5-N7	-5.22	128.65	132.30
35	BA	2558	C	C4-C5-C6	5.22	120.01	117.40
35	BA	2688	U	C5-C6-N1	-5.22	120.09	122.70
35	BA	2735	G	C6-C5-N7	-5.22	127.27	130.40
1	AA	1034	G	N1-C2-N3	-5.22	120.77	123.90
1	AA	1273	G	C4-C5-C6	5.22	121.93	118.80
35	BA	147	U	N1-C2-O2	5.22	126.45	122.80
35	BA	944	G	N1-C6-O6	-5.22	116.77	119.90
1	AA	189(G)	G	C3'-C2'-C1'	-5.22	97.33	101.50
1	AA	345	C	N3-C2-O2	-5.22	118.25	121.90
1	AA	881	G	C8-N9-C4	-5.22	104.31	106.40
1	AA	944	G	C5-C6-O6	5.22	131.73	128.60
32	B7	12	ARG	NE-CZ-NH2	-5.22	117.69	120.30
35	BA	136	G	C2-N3-C4	-5.22	109.29	111.90
35	BA	326	G	N3-C2-N2	5.22	123.55	119.90
35	BA	654(L)	G	O4'-C1'-N9	5.22	112.37	108.20
35	BA	697	C	C2-N3-C4	5.22	122.51	119.90
35	BA	1223	G	C8-N9-C4	-5.22	104.31	106.40
35	BA	1833	U	C2-N3-C4	-5.22	123.87	127.00
1	AA	236	G	N9-C4-C5	5.21	107.49	105.40
1	AA	938	A	O4'-C1'-C2'	5.21	112.29	107.60
35	BA	70	G	C6-C5-N7	5.21	133.53	130.40
35	BA	563	G	N7-C8-N9	5.21	115.71	113.10
35	BA	928	G	C6-C5-N7	-5.21	127.27	130.40
35	BA	1534	U	C6-N1-C2	-5.21	117.87	121.00
35	BA	1641	A	C8-N9-C4	5.21	107.89	105.80
35	BA	2000	G	P-O5'-C5'	-5.21	112.56	120.90

Continued on next page...

Continued from previous page...

Mol	Chain	Res	Type	Atoms	Z	Observed(°)	Ideal(°)
35	BA	2324	C	N3-C4-C5	-5.21	119.81	121.90
35	BA	2643	G	N3-C4-C5	5.21	131.21	128.60
35	BA	2825	C	C4-C5-C6	5.21	120.01	117.40
1	AA	118	U	O3'-P-O5'	5.21	113.91	104.00
1	AA	435	C	C5-C6-N1	-5.21	118.39	121.00
1	AA	678	U	C6-N1-C2	-5.21	117.87	121.00
35	BA	30	G	C3'-C2'-C1'	5.21	105.67	101.50
35	BA	520	G	C3'-C2'-C1'	5.21	105.67	101.50
35	BA	2574	G	N3-C4-C5	5.21	131.21	128.60
35	BA	2693	A	O4'-C1'-N9	5.21	112.37	108.20
35	BA	2864	G	N9-C4-C5	5.21	107.48	105.40
1	AA	122	G	C4-C5-N7	-5.21	108.72	110.80
1	AA	425	G	N3-C4-C5	5.21	131.21	128.60
1	AA	704	A	C8-N9-C4	-5.21	103.72	105.80
1	AA	1071	C	N3-C4-C5	5.21	123.98	121.90
35	BA	432	A	C4-C5-C6	5.21	119.61	117.00
35	BA	445	C	C4'-C3'-C2'	5.21	107.81	102.60
35	BA	752	A	C6-N1-C2	-5.21	115.47	118.60
35	BA	1463	C	N3-C2-O2	5.21	125.55	121.90
35	BA	1664	A	C5'-C4'-C3'	-5.21	107.66	116.00
35	BA	1678	G	C6-N1-C2	5.21	128.23	125.10
36	BB	57	A	N1-C2-N3	5.21	131.91	129.30
1	AA	1021	G	N1-C6-O6	-5.21	116.77	119.90
1	AA	1306	A	N9-C4-C5	5.21	107.88	105.80
1	AA	1324	A	C5-C6-N1	-5.21	115.09	117.70
35	BA	857	C	N3-C4-N4	-5.21	114.35	118.00
35	BA	1379	A	C8-N9-C4	-5.21	103.72	105.80
35	BA	1928	A	C5-C6-N1	-5.21	115.09	117.70
1	AA	126	G	C5-C6-O6	5.21	131.72	128.60
1	AA	790	A	C8-N9-C4	5.21	107.88	105.80
1	AA	1053	G	C8-N9-C1'	5.21	133.77	127.00
1	AA	1381	U	C5'-C4'-C3'	-5.21	107.67	116.00
35	BA	653	A	C5-N7-C8	-5.21	101.30	103.90
35	BA	679	C	N3-C4-C5	5.21	123.98	121.90
35	BA	693	C	N3-C4-N4	5.21	121.64	118.00
35	BA	1332	G	N3-C4-C5	-5.21	126.00	128.60
35	BA	2061	G	N9-C4-C5	-5.21	103.32	105.40
35	BA	2139	C	C5'-C4'-O4'	5.21	115.35	109.10
35	BA	2425	A	C1'-O4'-C4'	-5.21	105.73	109.90
36	BB	40	U	N1-C1'-C2'	5.21	120.77	114.00
1	AA	506	G	C5-C6-O6	5.21	131.72	128.60
1	AA	1071	C	C5-C6-N1	-5.21	118.40	121.00

Continued on next page...

Continued from previous page...

Mol	Chain	Res	Type	Atoms	Z	Observed(°)	Ideal(°)
22	AV	20	U	O4'-C1'-N1	5.21	112.36	108.20
35	BA	1086	A	C1'-O4'-C4'	-5.21	105.73	109.90
35	BA	1651	G	C4-C5-C6	5.21	121.92	118.80
35	BA	1755	A	N1-C2-N3	5.21	131.90	129.30
1	AA	658	G	N1-C6-O6	-5.21	116.78	119.90
1	AA	1336	C	N3-C4-C5	5.21	123.98	121.90
22	AV	5	G	N7-C8-N9	-5.21	110.50	113.10
35	BA	242	G	N1-C2-N3	-5.21	120.78	123.90
35	BA	654(T)	C	N1-C2-O2	-5.21	115.78	118.90
35	BA	710	G	N3-C4-C5	5.21	131.20	128.60
35	BA	779	U	N3-C4-O4	5.21	123.04	119.40
35	BA	2370	G	C5-N7-C8	5.21	106.90	104.30
35	BA	2539	C	N3-C4-C5	-5.21	119.82	121.90
1	AA	1313	U	C5-C4-O4	5.20	129.02	125.90
3	AC	193	TYR	CG-CD1-CE1	5.20	125.46	121.30
24	AY	212	TYR	CG-CD1-CE1	-5.20	117.14	121.30
35	BA	462	C	C5-C4-N4	5.20	123.84	120.20
35	BA	698	C	N1-C2-O2	-5.20	115.78	118.90
35	BA	2519	U	C6-N1-C2	5.20	124.12	121.00
35	BA	2548	G	C6-C5-N7	5.20	133.52	130.40
36	BB	101	G	N9-C4-C5	-5.20	103.32	105.40
46	BO	78	ARG	NH1-CZ-NH2	-5.20	113.67	119.40
48	BQ	29	PHE	CD1-CE1-CZ	-5.20	113.86	120.10
2	AB	64	ARG	NE-CZ-NH1	-5.20	117.70	120.30
35	BA	1374	G	N7-C8-N9	-5.20	110.50	113.10
35	BA	2270	G	C4-C5-C6	-5.20	115.68	118.80
1	AA	413	G	C5-C6-N1	-5.20	108.90	111.50
1	AA	456	C	C5-C6-N1	-5.20	118.40	121.00
1	AA	654	G	C8-N9-C4	5.20	108.48	106.40
1	AA	1061	G	N3-C4-N9	-5.20	122.88	126.00
1	AA	1296	C	C5-C6-N1	5.20	123.60	121.00
22	AV	14	A	C6-N1-C2	5.20	121.72	118.60
35	BA	16	G	C4-C5-N7	-5.20	108.72	110.80
35	BA	1395	A	C6-N1-C2	-5.20	115.48	118.60
35	BA	1409	C	C2-N3-C4	5.20	122.50	119.90
35	BA	1610	A	C4-C5-C6	5.20	119.60	117.00
35	BA	2010	G	C6-C5-N7	-5.20	127.28	130.40
35	BA	2146	C	O4'-C1'-N1	-5.20	104.04	108.20
35	BA	2235	G	N9-C4-C5	5.20	107.48	105.40
35	BA	2799	C	C4-C5-C6	-5.20	114.80	117.40
38	BD	14	ARG	CD-NE-CZ	5.20	130.88	123.60
54	BW	9	TYR	CB-CG-CD1	5.20	124.12	121.00

Continued on next page...

Continued from previous page...

Mol	Chain	Res	Type	Atoms	Z	Observed(°)	Ideal(°)
1	AA	139	G	N3-C4-C5	5.20	131.20	128.60
1	AA	258	G	C5-C6-O6	5.20	131.72	128.60
1	AA	331	G	N3-C4-N9	5.20	129.12	126.00
1	AA	879	C	C4-C5-C6	5.20	120.00	117.40
35	BA	363(E)	U	N3-C4-O4	5.20	123.04	119.40
35	BA	1365	A	N1-C6-N6	5.20	121.72	118.60
35	BA	1401	G	N9-C4-C5	5.20	107.48	105.40
35	BA	1712	C	N1-C2-O2	-5.20	115.78	118.90
35	BA	1750	G	C4-C5-N7	-5.20	108.72	110.80
35	BA	2453	A	C8-N9-C4	-5.20	103.72	105.80
35	BA	2793	G	C6-N1-C2	5.20	128.22	125.10
36	BB	70	C	C2-N3-C4	5.20	122.50	119.90
1	AA	89	C	N1-C2-N3	5.20	122.84	119.20
35	BA	1327	C	C4-C5-C6	-5.20	114.80	117.40
35	BA	1833	U	N1-C2-N3	5.20	118.02	114.90
35	BA	2277	G	N7-C8-N9	5.20	115.70	113.10
35	BA	2731	G	N1-C2-N2	-5.20	111.52	116.20
1	AA	272	C	O4'-C1'-N1	5.20	112.36	108.20
1	AA	1043	C	C6-N1-C2	-5.20	118.22	120.30
1	AA	1168	A	C5'-C4'-O4'	5.20	115.33	109.10
12	AL	72	GLY	N-CA-C	5.20	126.09	113.10
35	BA	109	G	N3-C4-C5	-5.20	126.00	128.60
35	BA	178	G	C5-C6-O6	5.20	131.72	128.60
35	BA	381	G	O4'-C1'-N9	5.20	112.36	108.20
35	BA	484	C	N3-C4-N4	-5.20	114.36	118.00
35	BA	798	G	C6-N1-C2	5.20	128.22	125.10
35	BA	889	C	N3-C4-C5	5.20	123.98	121.90
35	BA	1216	G	N1-C6-O6	-5.20	116.78	119.90
35	BA	1274	A	C6-N1-C2	5.20	121.72	118.60
35	BA	2382	G	O4'-C1'-C2'	-5.20	100.61	105.80
35	BA	2590	A	N9-C4-C5	5.20	107.88	105.80
35	BA	2606	C	C2-N3-C4	5.20	122.50	119.90
35	BA	2820	A	N9-C4-C5	-5.20	103.72	105.80
35	BA	2848	G	C6-C5-N7	-5.20	127.28	130.40
36	BB	85	G	N1-C2-N3	-5.20	120.78	123.90
1	AA	1012	U	C2-N3-C4	5.19	130.12	127.00
22	AV	17(A)	U	N1-C2-O2	5.19	126.44	122.80
35	BA	2422	A	C2-N3-C4	5.19	113.20	110.60
50	BS	97	ARG	NE-CZ-NH2	-5.19	117.70	120.30
1	AA	46	G	O4'-C1'-N9	-5.19	104.05	108.20
1	AA	1057	G	N1-C2-N3	5.19	127.02	123.90
22	AV	44	A	C5-N7-C8	-5.19	101.30	103.90

Continued on next page...

Continued from previous page...

Mol	Chain	Res	Type	Atoms	Z	Observed(°)	Ideal(°)
35	BA	957	A	C8-N9-C4	-5.19	103.72	105.80
35	BA	1396	U	C5'-C4'-O4'	5.19	115.33	109.10
35	BA	1511	C	C5-C4-N4	5.19	123.83	120.20
35	BA	1786	A	C5-N7-C8	-5.19	101.30	103.90
42	BH	138	LYS	N-CA-C	-5.19	96.98	111.00
1	AA	830	G	C2-N3-C4	5.19	114.50	111.90
1	AA	1267	C	C4-C5-C6	5.19	120.00	117.40
35	BA	221	A	N1-C2-N3	5.19	131.90	129.30
35	BA	286	C	C6-N1-C2	5.19	122.38	120.30
35	BA	788	A	C4-C5-C6	5.19	119.60	117.00
35	BA	856	C	C5-C6-N1	5.19	123.59	121.00
35	BA	1342	A	C5-C6-N1	5.19	120.30	117.70
35	BA	2270	G	N3-C2-N2	-5.19	116.27	119.90
35	BA	2335	A	C4'-C3'-C2'	-5.19	97.41	102.60
35	BA	2681	C	OP2-P-O3'	5.19	116.62	105.20
38	BD	103	ARG	CD-NE-CZ	5.19	130.87	123.60
1	AA	755	G	C5-C6-O6	5.19	131.71	128.60
1	AA	899	C	N3-C2-O2	5.19	125.53	121.90
1	AA	1062	U	C5-C4-O4	-5.19	122.79	125.90
1	AA	1442	G	N3-C2-N2	-5.19	116.27	119.90
1	AA	1502	A	C6-C5-N7	-5.19	128.67	132.30
22	AV	4	G	C5'-C4'-C3'	-5.19	107.70	116.00
35	BA	805	G	O4'-C1'-N9	-5.19	104.05	108.20
35	BA	1974	C	N3-C2-O2	5.19	125.53	121.90
35	BA	2638	G	C2-N3-C4	-5.19	109.31	111.90
38	BD	157	ARG	NE-CZ-NH1	-5.19	117.70	120.30
51	BT	117	ASP	CB-CG-OD1	-5.19	113.63	118.30
1	AA	227	G	C5-C6-O6	-5.19	125.49	128.60
1	AA	888	G	C4'-C3'-C2'	5.19	107.79	102.60
1	AA	1221	G	C5-C6-N1	-5.19	108.91	111.50
22	AV	21	A	N1-C6-N6	-5.19	115.49	118.60
22	AV	24	U	P-O5'-C5'	-5.19	112.60	120.90
35	BA	271(M)	G	C6-N1-C2	-5.19	121.99	125.10
35	BA	474	G	N7-C8-N9	-5.19	110.51	113.10
35	BA	818	G	N1-C6-O6	5.19	123.01	119.90
35	BA	831	G	C8-N9-C4	5.19	108.47	106.40
35	BA	1037	G	C2-N3-C4	-5.19	109.31	111.90
35	BA	1226	A	C5'-C4'-C3'	-5.19	107.70	116.00
35	BA	1389	G	O4'-C1'-N9	5.19	112.35	108.20
35	BA	1401	G	C5-N7-C8	-5.19	101.71	104.30
35	BA	1646	C	O4'-C4'-C3'	-5.19	98.81	104.00
35	BA	1749	A	C5-C6-N1	5.19	120.29	117.70

Continued on next page...

Continued from previous page...

Mol	Chain	Res	Type	Atoms	Z	Observed(°)	Ideal(°)
35	BA	2364	C	C6-N1-C2	-5.19	118.22	120.30
35	BA	2785	C	C5-C4-N4	5.19	123.83	120.20
55	BX	29	TRP	CD1-NE1-CE2	5.19	113.67	109.00
1	AA	864	A	N7-C8-N9	-5.19	111.21	113.80
1	AA	1434	A	C3'-C2'-C1'	-5.19	97.35	101.50
1	AA	1457	G	N3-C4-N9	5.19	129.11	126.00
1	AA	1460	A	N1-C2-N3	5.19	131.89	129.30
2	AB	199	TYR	CB-CG-CD1	-5.19	117.89	121.00
35	BA	581	C	C3'-C2'-C1'	5.19	105.65	101.50
1	AA	241	C	C3'-C2'-C1'	5.18	105.65	101.50
1	AA	527	G	O4'-C1'-N9	5.18	112.35	108.20
1	AA	610	G	C4-C5-C6	-5.18	115.69	118.80
1	AA	1143	G	C8-N9-C4	-5.18	104.33	106.40
1	AA	1288	A	N7-C8-N9	-5.18	111.21	113.80
1	AA	1520	G	C8-N9-C4	5.18	108.47	106.40
22	AV	24	U	N3-C2-O2	-5.18	118.57	122.20
35	BA	151	C	C4-C5-C6	-5.18	114.81	117.40
35	BA	1200	C	N1-C2-O2	5.18	122.01	118.90
35	BA	2351	G	N9-C1'-C2'	5.18	120.74	114.00
1	AA	298	A	N7-C8-N9	5.18	116.39	113.80
1	AA	942	G	C5-C6-N1	-5.18	108.91	111.50
1	AA	1414	U	C5-C6-N1	5.18	125.29	122.70
35	BA	323	G	C4-C5-N7	-5.18	108.73	110.80
35	BA	1318	C	C6-N1-C2	5.18	122.37	120.30
35	BA	1662	C	N3-C4-C5	-5.18	119.83	121.90
35	BA	2283	C	N1-C1'-C2'	-5.18	106.30	112.00
35	BA	2764	A	C2-N3-C4	-5.18	108.01	110.60
1	AA	539	A	N9-C4-C5	5.18	107.87	105.80
35	BA	654	A	C5-C6-N6	-5.18	119.56	123.70
35	BA	1358	G	N1-C2-N3	-5.18	120.79	123.90
35	BA	1398	C	C2-N3-C4	5.18	122.49	119.90
35	BA	1516	C	N3-C4-C5	-5.18	119.83	121.90
35	BA	1624	G	N7-C8-N9	5.18	115.69	113.10
35	BA	1849	G	N3-C4-N9	5.18	129.11	126.00
35	BA	1909	C	N3-C4-C5	-5.18	119.83	121.90
35	BA	2811	G	O4'-C1'-N9	-5.18	104.06	108.20
1	AA	263	A	O4'-C1'-C2'	5.18	112.26	107.60
1	AA	309	G	N1-C2-N3	5.18	127.01	123.90
1	AA	584	G	P-O5'-C5'	-5.18	112.61	120.90
1	AA	602	A	N1-C2-N3	-5.18	126.71	129.30
1	AA	1156	G	N1-C2-N3	-5.18	120.79	123.90
1	AA	1285	A	N3-C4-C5	-5.18	123.17	126.80

Continued on next page...

Continued from previous page...

Mol	Chain	Res	Type	Atoms	Z	Observed(°)	Ideal(°)
1	AA	1335	C	C2-N3-C4	-5.18	117.31	119.90
1	AA	1351	U	OP1-P-OP2	5.18	127.37	119.60
22	AV	65	C	C4-C5-C6	5.18	119.99	117.40
35	BA	213	A	C2-N3-C4	-5.18	108.01	110.60
35	BA	476	G	N7-C8-N9	-5.18	110.51	113.10
35	BA	621	A	C5-C6-N6	5.18	127.84	123.70
35	BA	2095	C	C6-N1-C2	-5.18	118.23	120.30
35	BA	2111	C	N3-C2-O2	-5.18	118.27	121.90
36	BB	23	G	N9-C4-C5	-5.18	103.33	105.40
36	BB	44	G	N3-C4-N9	-5.18	122.89	126.00
36	BB	73	A	C5-N7-C8	-5.18	101.31	103.90
54	BW	99	ARG	NE-CZ-NH2	5.18	122.89	120.30
1	AA	250	A	C5'-C4'-O4'	-5.18	102.89	109.10
24	AY	170	ARG	NH1-CZ-NH2	-5.18	113.70	119.40
35	BA	364	C	O4'-C1'-N1	5.18	112.34	108.20
35	BA	494	G	C1'-O4'-C4'	5.18	114.04	109.90
35	BA	1193	G	O4'-C1'-N9	5.18	112.34	108.20
35	BA	1435	G	C4-C5-C6	-5.18	115.69	118.80
35	BA	2710	C	O4'-C1'-N1	-5.18	104.06	108.20
1	AA	766	A	C8-N9-C4	5.18	107.87	105.80
1	AA	1367	C	C5-C4-N4	-5.18	116.58	120.20
8	AH	14	ARG	NH1-CZ-NH2	5.18	125.09	119.40
35	BA	381	G	N3-C2-N2	5.18	123.52	119.90
35	BA	687	C	N1-C2-N3	-5.18	115.58	119.20
35	BA	1203	G	C5-N7-C8	5.18	106.89	104.30
35	BA	1368	G	C5'-C4'-O4'	-5.18	102.89	109.10
35	BA	1528(A)	A	C5-N7-C8	-5.18	101.31	103.90
35	BA	1546	C	N3-C4-N4	5.18	121.62	118.00
35	BA	2607	G	C5-N7-C8	-5.18	101.71	104.30
57	BZ	3	TYR	CB-CG-CD2	-5.18	117.89	121.00
1	AA	1178	G	N1-C6-O6	5.17	123.00	119.90
1	AA	1371	G	N1-C6-O6	5.17	123.00	119.90
2	AB	36	ARG	NE-CZ-NH1	-5.17	117.71	120.30
35	BA	117	G	C6-C5-N7	-5.17	127.30	130.40
35	BA	128	C	N3-C2-O2	5.17	125.52	121.90
35	BA	569	U	N3-C4-O4	5.17	123.02	119.40
35	BA	1021	A	O4'-C1'-N9	-5.17	104.06	108.20
35	BA	1282	U	C5'-C4'-O4'	-5.17	102.89	109.10
35	BA	1470	G	C5-N7-C8	5.17	106.89	104.30
1	AA	259	G	N3-C2-N2	5.17	123.52	119.90
1	AA	1050	G	N9-C4-C5	5.17	107.47	105.40
35	BA	127	A	N7-C8-N9	-5.17	111.21	113.80

Continued on next page...

Continued from previous page...

Mol	Chain	Res	Type	Atoms	Z	Observed(°)	Ideal(°)
35	BA	644	A	C2-N3-C4	5.17	113.19	110.60
35	BA	743	G	N3-C2-N2	-5.17	116.28	119.90
35	BA	1586	A	C5-N7-C8	-5.17	101.31	103.90
35	BA	792	G	C2-N3-C4	5.17	114.49	111.90
35	BA	1304	C	C2-N3-C4	-5.17	117.31	119.90
35	BA	1401	G	C6-N1-C2	5.17	128.20	125.10
35	BA	1448	G	N1-C2-N3	-5.17	120.80	123.90
35	BA	1531	C	O4'-C1'-N1	5.17	112.34	108.20
35	BA	2085	C	O4'-C1'-N1	-5.17	104.06	108.20
35	BA	2433	A	C6-N1-C2	-5.17	115.50	118.60
35	BA	2617	C	N3-C2-O2	-5.17	118.28	121.90
35	BA	2639	A	C6-C5-N7	5.17	135.92	132.30
1	AA	314	C	C1'-O4'-C4'	-5.17	105.76	109.90
1	AA	707	C	C5-C4-N4	5.17	123.82	120.20
35	BA	186	G	N9-C4-C5	-5.17	103.33	105.40
1	AA	43	C	N3-C4-C5	-5.17	119.83	121.90
1	AA	175	C	C6-N1-C2	5.17	122.37	120.30
1	AA	331	G	C6-C5-N7	-5.17	127.30	130.40
1	AA	739	C	C2-N3-C4	-5.17	117.32	119.90
1	AA	780	A	C6-C5-N7	-5.17	128.68	132.30
1	AA	1293	G	O4'-C1'-N9	5.17	112.33	108.20
35	BA	94	C	N3-C2-O2	-5.17	118.28	121.90
35	BA	271(R)	G	C5-C6-O6	-5.17	125.50	128.60
35	BA	971	C	N3-C2-O2	-5.17	118.28	121.90
35	BA	1183	G	N9-C1'-C2'	-5.17	106.31	112.00
35	BA	1431	U	C4-C5-C6	5.17	122.80	119.70
35	BA	1823	G	O4'-C1'-N9	5.17	112.33	108.20
35	BA	2326	C	C1'-O4'-C4'	5.17	114.03	109.90
35	BA	2494	G	N3-C4-C5	5.17	131.18	128.60
1	AA	916	G	N1-C6-O6	-5.17	116.80	119.90
22	AV	56	C	N3-C4-C5	5.17	123.97	121.90
35	BA	331	A	C6-C5-N7	5.17	135.92	132.30
35	BA	498	G	C6-C5-N7	5.17	133.50	130.40
35	BA	800	A	C2-N3-C4	5.17	113.18	110.60
35	BA	872	A	C8-N9-C4	5.17	107.87	105.80
35	BA	2631	G	N1-C6-O6	5.17	123.00	119.90
36	BB	17	C	C4-C5-C6	5.17	119.98	117.40
36	BB	112	U	C6-N1-C2	-5.17	117.90	121.00
1	AA	574	A	N7-C8-N9	-5.17	111.22	113.80
35	BA	1382	G	C6-C5-N7	-5.17	127.30	130.40
35	BA	1609	A	N3-C4-C5	-5.17	123.18	126.80
35	BA	2621	A	C2-N3-C4	5.17	113.18	110.60

Continued on next page...

Continued from previous page...

Mol	Chain	Res	Type	Atoms	Z	Observed(°)	Ideal(°)
35	BA	2869	G	N3-C4-N9	-5.17	122.90	126.00
1	AA	851	G	O5'-P-OP2	-5.16	101.05	105.70
1	AA	1248	A	C6-N1-C2	5.16	121.70	118.60
35	BA	789	A	C2-N3-C4	-5.16	108.02	110.60
35	BA	1525	G	N3-C4-C5	-5.16	126.02	128.60
35	BA	2497	A	O4'-C1'-N9	5.16	112.33	108.20
35	BA	2502	G	C5-C6-N1	5.16	114.08	111.50
35	BA	2549	G	C4-C5-N7	-5.16	108.73	110.80
1	AA	1354	C	C5'-C4'-C3'	-5.16	107.74	116.00
35	BA	36	G	C8-N9-C4	5.16	108.47	106.40
35	BA	320	A	C6-N1-C2	5.16	121.70	118.60
35	BA	1470	G	C4-C5-N7	-5.16	108.73	110.80
35	BA	1742	G	O4'-C1'-N9	-5.16	104.07	108.20
35	BA	2534	A	C8-N9-C4	5.16	107.86	105.80
35	BA	2875	C	N3-C2-O2	-5.16	118.29	121.90
36	BB	102	A	N1-C6-N6	-5.16	115.50	118.60
1	AA	887	G	N1-C2-N3	-5.16	120.80	123.90
1	AA	1157	A	C6-N1-C2	5.16	121.70	118.60
1	AA	1347	G	C1'-O4'-C4'	-5.16	105.77	109.90
1	AA	1530	G	C6-N1-C2	-5.16	122.00	125.10
35	BA	758	C	N1-C2-O2	5.16	122.00	118.90
35	BA	878	A	N7-C8-N9	-5.16	111.22	113.80
35	BA	1542	A	N3-C4-N9	-5.16	123.27	127.40
35	BA	1957	C	N3-C4-C5	5.16	123.96	121.90
35	BA	2742	C	C4-C5-C6	-5.16	114.82	117.40
35	BA	2838	G	C5-N7-C8	-5.16	101.72	104.30
1	AA	237	C	C4-C5-C6	5.16	119.98	117.40
1	AA	654	G	C6-N1-C2	5.16	128.19	125.10
22	AV	59	A	N9-C4-C5	-5.16	103.74	105.80
35	BA	717	G	N1-C2-N3	5.16	127.00	123.90
35	BA	2498	C	C4-C5-C6	-5.16	114.82	117.40
35	BA	2516	G	N1-C2-N2	-5.16	111.56	116.20
35	BA	2573	C	C2-N3-C4	-5.16	117.32	119.90
35	BA	2703	C	C4'-C3'-C2'	-5.16	97.44	102.60
1	AA	1056	U	C2-N3-C4	-5.16	123.91	127.00
35	BA	584	C	C6-N1-C2	-5.16	118.24	120.30
35	BA	768	G	C6-N1-C2	5.16	128.19	125.10
35	BA	1164	G	C5-C6-O6	-5.16	125.51	128.60
35	BA	1226	A	C2-N3-C4	5.16	113.18	110.60
35	BA	1613	G	C5-N7-C8	5.16	106.88	104.30
35	BA	2112	G	C4-C5-N7	5.16	112.86	110.80
36	BB	105	A	C4-C5-C6	5.16	119.58	117.00

Continued on next page...

Continued from previous page...

Mol	Chain	Res	Type	Atoms	Z	Observed(°)	Ideal(°)
36	BB	117	G	C5-C6-O6	5.16	131.69	128.60
56	BY	60	PHE	CB-CG-CD1	5.16	124.41	120.80
1	AA	101	A	N9-C4-C5	-5.16	103.74	105.80
1	AA	106	C	C6-N1-C2	-5.16	118.24	120.30
1	AA	382	A	N3-C4-C5	-5.16	123.19	126.80
1	AA	501	C	N1-C2-O2	-5.16	115.81	118.90
1	AA	617	G	C1'-O4'-C4'	-5.16	105.78	109.90
1	AA	648	A	N7-C8-N9	-5.16	111.22	113.80
1	AA	1110	A	C6-N1-C2	5.16	121.69	118.60
1	AA	1221	G	N3-C4-N9	5.16	129.09	126.00
1	AA	1267	C	C5'-C4'-O4'	5.16	115.29	109.10
1	AA	1336	C	C6-N1-C2	5.16	122.36	120.30
35	BA	51	G	N7-C8-N9	5.16	115.68	113.10
35	BA	429	A	N1-C2-N3	-5.16	126.72	129.30
35	BA	620	G	C5-C6-O6	-5.16	125.51	128.60
35	BA	727	A	C6-N1-C2	-5.16	115.51	118.60
35	BA	1330	C	N3-C2-O2	5.16	125.51	121.90
35	BA	1333	C	C4-C5-C6	5.16	119.98	117.40
35	BA	1484	G	N7-C8-N9	5.16	115.68	113.10
35	BA	1491	G	C6-C5-N7	-5.16	127.31	130.40
35	BA	2023	G	N3-C4-N9	5.16	129.09	126.00
35	BA	2069	G	N1-C6-O6	-5.16	116.81	119.90
35	BA	2705	A	C6-N1-C2	-5.16	115.51	118.60
35	BA	2857	G	N7-C8-N9	5.16	115.68	113.10
36	BB	15	A	C5-C6-N6	-5.16	119.58	123.70
1	AA	558	G	N3-C4-N9	-5.15	122.91	126.00
35	BA	614	U	C5-C6-N1	5.15	125.28	122.70
35	BA	1041	C	C6-N1-C2	-5.15	118.24	120.30
35	BA	1641	A	O4'-C1'-N9	5.15	112.32	108.20
37	BC	219	MET	N-CA-C	5.15	124.92	111.00
1	AA	376	G	C8-N9-C4	5.15	108.46	106.40
1	AA	441	A	C3'-C2'-C1'	5.15	105.62	101.50
1	AA	442	C	C5-C4-N4	-5.15	116.59	120.20
1	AA	475	G	C8-N9-C4	5.15	108.46	106.40
1	AA	1338	G	N1-C2-N3	-5.15	120.81	123.90
1	AA	1414	U	C6-N1-C2	-5.15	117.91	121.00
1	AA	1481	U	N3-C2-O2	-5.15	118.59	122.20
1	AA	1502	A	O4'-C4'-C3'	5.15	110.22	106.10
14	AN	57	ARG	NE-CZ-NH2	-5.15	117.72	120.30
35	BA	754	C	N3-C4-C5	5.15	123.96	121.90
35	BA	1359	A	C5-N7-C8	5.15	106.48	103.90
35	BA	1472	A	C8-N9-C4	-5.15	103.74	105.80

Continued on next page...

Continued from previous page...

Mol	Chain	Res	Type	Atoms	Z	Observed(°)	Ideal(°)
35	BA	1708	C	N3-C2-O2	-5.15	118.29	121.90
35	BA	2603	G	N7-C8-N9	5.15	115.68	113.10
35	BA	2712	U	N1-C1'-C2'	5.15	120.70	114.00
1	AA	292	G	C6-C5-N7	-5.15	127.31	130.40
1	AA	455	C	N3-C4-N4	-5.15	114.39	118.00
1	AA	729	A	N1-C6-N6	5.15	121.69	118.60
35	BA	39	C	O4'-C1'-N1	5.15	112.32	108.20
35	BA	380	U	C2-N3-C4	5.15	130.09	127.00
35	BA	922	U	C6-N1-C2	-5.15	117.91	121.00
35	BA	1591	G	C5-C6-O6	-5.15	125.51	128.60
35	BA	1786	A	N1-C2-N3	-5.15	126.72	129.30
35	BA	1848	A	O4'-C1'-N9	5.15	112.32	108.20
35	BA	2018	G	C6-C5-N7	5.15	133.49	130.40
35	BA	2647	U	C5-C6-N1	5.15	125.28	122.70
1	AA	750	G	N3-C4-C5	5.15	131.17	128.60
35	BA	901	A	N1-C6-N6	5.15	121.69	118.60
35	BA	2268	A	C6-N1-C2	5.15	121.69	118.60
35	BA	2445	G	N3-C4-C5	-5.15	126.03	128.60
36	BB	100	A	N1-C6-N6	-5.15	115.51	118.60
35	BA	300	A	O4'-C1'-N9	-5.15	104.08	108.20
35	BA	423	A	N9-C4-C5	5.15	107.86	105.80
35	BA	626	U	O4'-C1'-N1	5.15	112.32	108.20
35	BA	657	U	N3-C4-C5	-5.15	111.51	114.60
35	BA	965	C	C4-C5-C6	5.15	119.97	117.40
35	BA	1449	A	C8-N9-C4	5.15	107.86	105.80
35	BA	2101	G	N1-C6-O6	5.15	122.99	119.90
35	BA	2380	C	C6-N1-C2	5.15	122.36	120.30
35	BA	2597	G	N9-C4-C5	-5.15	103.34	105.40
35	BA	2762	G	C5'-C4'-O4'	-5.15	102.92	109.10
1	AA	1496	C	N3-C4-N4	-5.15	114.40	118.00
1	AA	1507	A	C5-C6-N1	5.15	120.27	117.70
35	BA	119	A	O4'-C1'-N9	5.15	112.32	108.20
35	BA	1613	G	C6-C5-N7	5.15	133.49	130.40
35	BA	2071	A	N9-C4-C5	-5.15	103.74	105.80
35	BA	2756	U	N1-C1'-C2'	5.15	120.69	114.00
36	BB	34	U	N1-C2-N3	-5.15	111.81	114.90
36	BB	75	G	C8-N9-C4	-5.15	104.34	106.40
1	AA	232	G	C5-C6-N1	5.14	114.07	111.50
1	AA	1442	G	C5-C6-O6	-5.14	125.51	128.60
20	AT	89	ARG	NE-CZ-NH2	-5.14	117.73	120.30
35	BA	333	G	O4'-C1'-N9	-5.14	104.08	108.20
35	BA	393	C	N3-C2-O2	-5.14	118.30	121.90

Continued on next page...

Continued from previous page...

Mol	Chain	Res	Type	Atoms	Z	Observed(°)	Ideal(°)
35	BA	659	C	C5-C4-N4	-5.14	116.60	120.20
35	BA	1275	A	N3-C4-N9	-5.14	123.28	127.40
35	BA	1432	C	C2-N3-C4	5.14	122.47	119.90
35	BA	1520	G	N1-C6-O6	-5.14	116.81	119.90
35	BA	1826	G	N9-C4-C5	5.14	107.46	105.40
35	BA	2333	A	N9-C4-C5	5.14	107.86	105.80
49	BR	58	GLY	N-CA-C	5.14	125.96	113.10
1	AA	334	C	C4-C5-C6	5.14	119.97	117.40
1	AA	473	G	N1-C2-N3	5.14	126.98	123.90
1	AA	816	A	N1-C6-N6	5.14	121.69	118.60
8	AH	85	ARG	NE-CZ-NH1	-5.14	117.73	120.30
35	BA	310	A	N9-C4-C5	5.14	107.86	105.80
35	BA	371	A	C3'-C2'-C1'	-5.14	97.39	101.50
35	BA	998	C	C2-N3-C4	5.14	122.47	119.90
35	BA	1161	C	C6-N1-C2	-5.14	118.24	120.30
35	BA	1163	G	N1-C6-O6	-5.14	116.81	119.90
35	BA	1446	C	C5'-C4'-O4'	5.14	115.27	109.10
35	BA	1558	A	N9-C4-C5	5.14	107.86	105.80
35	BA	1984	G	C4'-C3'-C2'	-5.14	97.46	102.60
35	BA	2064	C	C5-C6-N1	-5.14	118.43	121.00
35	BA	2223	G	N9-C4-C5	-5.14	103.34	105.40
35	BA	2538	C	C2-N3-C4	5.14	122.47	119.90
35	BA	2623	G	C5-C6-O6	5.14	131.69	128.60
1	AA	1103	C	C2-N3-C4	-5.14	117.33	119.90
1	AA	1224	G	N3-C2-N2	-5.14	116.30	119.90
1	AA	1403	C	N1-C1'-C2'	5.14	120.68	114.00
35	BA	179	G	C5'-C4'-O4'	5.14	115.27	109.10
35	BA	1003	G	C5-C6-O6	-5.14	125.52	128.60
35	BA	2459	A	C5-C6-N1	5.14	120.27	117.70
35	BA	2788	C	N3-C2-O2	-5.14	118.30	121.90
1	AA	135	C	C2-N3-C4	-5.14	117.33	119.90
1	AA	321	A	C4'-C3'-C2'	-5.14	97.46	102.60
1	AA	1017	G	O4'-C1'-N9	5.14	112.31	108.20
1	AA	1036	G	C2-N3-C4	5.14	114.47	111.90
4	AD	114	ARG	NH1-CZ-NH2	-5.14	113.75	119.40
35	BA	1085	A	C5-C6-N6	-5.14	119.59	123.70
35	BA	1961	C	C6-N1-C2	5.14	122.36	120.30
35	BA	2003	G	C4-C5-C6	5.14	121.88	118.80
1	AA	320	C	N3-C4-N4	-5.14	114.40	118.00
1	AA	684	A	C4-C5-C6	5.14	119.57	117.00
35	BA	337	C	C5-C6-N1	-5.14	118.43	121.00
1	AA	456	C	C4-C5-C6	5.14	119.97	117.40

Continued on next page...

Continued from previous page...

Mol	Chain	Res	Type	Atoms	Z	Observed(°)	Ideal(°)
1	AA	888	G	O5'-P-OP1	5.14	116.86	110.70
1	AA	1122	U	C1'-O4'-C4'	-5.14	105.79	109.90
1	AA	1267	C	C5-C4-N4	5.14	123.80	120.20
35	BA	180	G	OP2-P-O3'	5.14	116.50	105.20
35	BA	576	U	O4'-C1'-N1	-5.14	104.09	108.20
35	BA	786	C	N1-C2-N3	-5.14	115.61	119.20
35	BA	1284	A	C2-N3-C4	5.14	113.17	110.60
35	BA	1798	U	C4-C5-C6	5.14	122.78	119.70
35	BA	1954	G	N1-C6-O6	5.14	122.98	119.90
35	BA	2307	G	C6-N1-C2	5.14	128.18	125.10
35	BA	2326	C	N3-C4-C5	5.14	123.95	121.90
35	BA	2791	C	C2-N3-C4	5.14	122.47	119.90
36	BB	108	U	C6-N1-C2	-5.14	117.92	121.00
36	BB	114	C	C5-C6-N1	5.14	123.57	121.00
1	AA	61	G	O4'-C1'-N9	5.13	112.31	108.20
1	AA	310	G	O4'-C1'-N9	-5.13	104.09	108.20
1	AA	1094	G	C3'-C2'-C1'	5.13	105.61	101.50
35	BA	761	A	N9-C4-C5	5.13	107.85	105.80
35	BA	1756	G	C5-N7-C8	-5.13	101.73	104.30
35	BA	1776	G	N3-C4-C5	-5.13	126.03	128.60
35	BA	1974	C	N1-C2-O2	-5.13	115.82	118.90
35	BA	2362	G	N3-C4-C5	-5.13	126.03	128.60
1	AA	611	A	C4-C5-N7	-5.13	108.13	110.70
35	BA	1810	A	C3'-C2'-C1'	5.13	105.61	101.50
1	AA	1316	G	C5-C6-O6	-5.13	125.52	128.60
1	AA	1471	G	N1-C2-N3	-5.13	120.82	123.90
35	BA	110	G	N3-C4-N9	-5.13	122.92	126.00
35	BA	313	C	O4'-C1'-N1	-5.13	104.09	108.20
35	BA	844	C	N1-C2-O2	-5.13	115.82	118.90
35	BA	1458	C	C6-N1-C2	5.13	122.35	120.30
35	BA	1929	G	C5-N7-C8	5.13	106.87	104.30
35	BA	2015	A	C5-N7-C8	-5.13	101.33	103.90
35	BA	2862	G	C2-N3-C4	5.13	114.47	111.90
36	BB	1	U	C6-N1-C2	5.13	124.08	121.00
1	AA	619	U	C6-N1-C2	5.13	124.08	121.00
1	AA	624	C	N3-C4-C5	5.13	123.95	121.90
1	AA	1394	A	C5'-C4'-C3'	-5.13	107.79	116.00
1	AA	1416	G	N3-C4-C5	5.13	131.16	128.60
35	BA	315	G	O4'-C1'-N9	-5.13	104.10	108.20
35	BA	1530	C	C2-N1-C1'	-5.13	113.16	118.80
1	AA	17	U	O4'-C1'-N1	5.13	112.30	108.20
1	AA	740	U	O4'-C1'-N1	5.13	112.30	108.20

Continued on next page...

Continued from previous page...

Mol	Chain	Res	Type	Atoms	Z	Observed(°)	Ideal(°)
1	AA	946	A	C6-N1-C2	5.13	121.68	118.60
1	AA	968	A	N9-C4-C5	5.13	107.85	105.80
1	AA	1383	C	C4'-C3'-C2'	5.13	107.73	102.60
35	BA	288	C	N3-C4-N4	-5.13	114.41	118.00
35	BA	948	G	N1-C2-N3	-5.13	120.82	123.90
35	BA	981	A	O4'-C1'-C2'	5.13	112.22	107.60
35	BA	1186	G	N9-C1'-C2'	-5.13	106.36	112.00
35	BA	1579	A	C5'-C4'-O4'	-5.13	102.95	109.10
35	BA	1838	C	C6-N1-C2	-5.13	118.25	120.30
35	BA	1953	A	N1-C2-N3	-5.13	126.74	129.30
35	BA	1964	G	C8-N9-C4	-5.13	104.35	106.40
35	BA	2000	G	C6-C5-N7	-5.13	127.32	130.40
35	BA	2034	U	N3-C2-O2	5.13	125.79	122.20
35	BA	2375	G	C6-N1-C2	-5.13	122.02	125.10
35	BA	2527	C	C4-C5-C6	5.13	119.97	117.40
36	BB	42	C	C5-C6-N1	-5.13	118.44	121.00
57	BZ	45	ASP	CB-CG-OD1	-5.13	113.69	118.30
1	AA	1349	A	C2-N3-C4	5.13	113.16	110.60
35	BA	89	G	C8-N9-C4	5.13	108.45	106.40
35	BA	649	G	C5-C6-N1	-5.13	108.94	111.50
35	BA	1110	G	N7-C8-N9	5.13	115.66	113.10
35	BA	1607	C	C4-C5-C6	5.13	119.96	117.40
35	BA	2440	C	N3-C4-C5	5.13	123.95	121.90
35	BA	2492	U	C2-N3-C4	5.13	130.08	127.00
36	BB	86	G	N9-C4-C5	5.13	107.45	105.40
52	BU	92	ARG	NE-CZ-NH1	-5.13	117.74	120.30
1	AA	969	A	OP2-P-O3'	5.12	116.47	105.20
1	AA	1056	U	N3-C4-C5	5.12	117.67	114.60
1	AA	1239	A	C8-N9-C4	-5.12	103.75	105.80
1	AA	1299	A	N9-C4-C5	-5.12	103.75	105.80
20	AT	25	ARG	NE-CZ-NH2	-5.12	117.74	120.30
35	BA	211	A	N3-C4-N9	5.12	131.50	127.40
35	BA	402	A	C4-C5-N7	5.12	113.26	110.70
35	BA	1546	C	N1-C2-O2	-5.12	115.83	118.90
35	BA	1975	G	N9-C4-C5	-5.12	103.35	105.40
35	BA	2445	G	C5'-C4'-O4'	5.12	115.25	109.10
36	BB	60	C	C2-N3-C4	-5.12	117.34	119.90
46	BO	76	ALA	CB-CA-C	-5.12	102.41	110.10
1	AA	197	A	C5'-C4'-O4'	-5.12	102.95	109.10
1	AA	346	G	P-O5'-C5'	5.12	129.10	120.90
1	AA	684	A	N1-C6-N6	-5.12	115.53	118.60
1	AA	732	C	O4'-C1'-N1	5.12	112.30	108.20

Continued on next page...

Continued from previous page...

Mol	Chain	Res	Type	Atoms	Z	Observed(°)	Ideal(°)
1	AA	871	U	C6-N1-C2	5.12	124.07	121.00
1	AA	1021	G	O4'-C1'-N9	5.12	112.30	108.20
24	AY	331	TYR	CB-CG-CD2	-5.12	117.93	121.00
35	BA	1103	A	C4'-C3'-C2'	5.12	107.72	102.60
35	BA	1290	C	N3-C2-O2	-5.12	118.31	121.90
35	BA	2585	U	N3-C4-C5	-5.12	111.53	114.60
35	BA	2627	G	N1-C2-N2	-5.12	111.59	116.20
1	AA	446	G	C2-N3-C4	-5.12	109.34	111.90
1	AA	1282	C	O4'-C1'-N1	-5.12	104.10	108.20
35	BA	198	C	O4'-C1'-N1	-5.12	104.10	108.20
35	BA	338	G	C8-N9-C4	5.12	108.45	106.40
35	BA	830	G	C1'-O4'-C4'	-5.12	105.80	109.90
35	BA	1184	G	C4'-C3'-C2'	-5.12	97.48	102.60
35	BA	1185	C	C5'-C4'-C3'	-5.12	107.81	116.00
35	BA	1474	C	N3-C4-N4	-5.12	114.42	118.00
35	BA	2430	A	C2-N3-C4	-5.12	108.04	110.60
36	BB	19	G	C1'-O4'-C4'	-5.12	105.80	109.90
40	BF	188	ARG	NE-CZ-NH2	-5.12	117.74	120.30
1	AA	411	A	O4'-C1'-N9	-5.12	104.10	108.20
1	AA	417	C	N3-C4-N4	-5.12	114.42	118.00
1	AA	735	C	C6-N1-C2	-5.12	118.25	120.30
35	BA	405	U	C2-N3-C4	5.12	130.07	127.00
35	BA	654(H)	G	C4-C5-N7	-5.12	108.75	110.80
35	BA	859	G	N1-C2-N3	5.12	126.97	123.90
35	BA	909	A	O4'-C1'-N9	-5.12	104.10	108.20
35	BA	1392	A	C6-C5-N7	5.12	135.88	132.30
35	BA	2434	A	N3-C4-C5	5.12	130.38	126.80
1	AA	696	A	C4-C5-C6	-5.12	114.44	117.00
1	AA	1062	U	C5-C6-N1	-5.12	120.14	122.70
1	AA	1307	U	N1-C2-O2	-5.12	119.22	122.80
35	BA	272	G	C5-C6-N1	-5.12	108.94	111.50
35	BA	326	G	C2-N3-C4	5.12	114.46	111.90
35	BA	616	G	N3-C2-N2	-5.12	116.32	119.90
35	BA	1184	G	OP2-P-O3'	5.12	116.46	105.20
35	BA	1618	A	N3-C4-N9	5.12	131.50	127.40
35	BA	1705	G	C6-C5-N7	-5.12	127.33	130.40
35	BA	2326	C	C5-C6-N1	-5.12	118.44	121.00
36	BB	58	A	N9-C4-C5	5.12	107.85	105.80
36	BB	115	G	N9-C4-C5	5.12	107.45	105.40
1	AA	78	G	C6-C5-N7	5.12	133.47	130.40
35	BA	221	A	C4-C5-C6	5.12	119.56	117.00
35	BA	272(H)	C	C4-C5-C6	-5.12	114.84	117.40

Continued on next page...

Continued from previous page...

Mol	Chain	Res	Type	Atoms	Z	Observed(°)	Ideal(°)
35	BA	582	G	N1-C2-N2	5.12	120.81	116.20
35	BA	594	U	N3-C4-C5	-5.12	111.53	114.60
35	BA	1355	G	C5-N7-C8	-5.12	101.74	104.30
35	BA	2088	G	N3-C4-C5	5.12	131.16	128.60
36	BB	117	G	C8-N9-C4	-5.12	104.35	106.40
1	AA	514	C	C6-N1-C2	-5.12	118.25	120.30
1	AA	1154	G	N1-C2-N3	5.12	126.97	123.90
1	AA	1326	C	C5-C6-N1	5.12	123.56	121.00
35	BA	272(G)	C	N1-C2-O2	5.12	121.97	118.90
35	BA	292	C	C5-C6-N1	5.12	123.56	121.00
35	BA	344	G	C4-C5-N7	-5.12	108.75	110.80
35	BA	652	C	O4'-C1'-N1	-5.12	104.11	108.20
35	BA	1369	G	N3-C2-N2	-5.12	116.32	119.90
35	BA	1455	G	C4-C5-C6	5.12	121.87	118.80
35	BA	1586	A	N1-C2-N3	5.12	131.86	129.30
35	BA	2854	G	N7-C8-N9	-5.12	110.54	113.10
35	BA	2884	U	C4-C5-C6	-5.12	116.63	119.70
36	BB	13	A	N9-C4-C5	5.12	107.85	105.80
1	AA	343	U	C4-C5-C6	5.11	122.77	119.70
1	AA	380	G	C3'-C2'-C1'	5.11	105.59	101.50
1	AA	447	G	C4-C5-N7	-5.11	108.75	110.80
1	AA	625	G	N3-C4-C5	-5.11	126.04	128.60
1	AA	819	A	O4'-C1'-N9	-5.11	104.11	108.20
1	AA	1076	C	N1-C2-O2	5.11	121.97	118.90
35	BA	716	A	C4-C5-C6	5.11	119.56	117.00
35	BA	1164	G	N9-C4-C5	-5.11	103.36	105.40
35	BA	1552	G	N1-C2-N2	-5.11	111.60	116.20
35	BA	2464	C	C5'-C4'-C3'	-5.11	107.82	116.00
39	BE	19	ARG	O-C-N	-5.11	114.52	122.70
35	BA	1017	G	C6-N1-C2	-5.11	122.03	125.10
35	BA	1705	G	N1-C2-N3	-5.11	120.83	123.90
1	AA	274	A	N1-C6-N6	-5.11	115.53	118.60
1	AA	458	C	C4-C5-C6	5.11	119.95	117.40
1	AA	635	G	N3-C2-N2	-5.11	116.32	119.90
1	AA	1363(A)	A	C5'-C4'-O4'	-5.11	102.97	109.10
1	AA	1452	C	C5-C6-N1	5.11	123.56	121.00
1	AA	1530	G	N9-C4-C5	-5.11	103.36	105.40
35	BA	644	A	N3-C4-C5	-5.11	123.22	126.80
35	BA	1366	A	C6-N1-C2	5.11	121.67	118.60
35	BA	2432	A	N9-C4-C5	-5.11	103.76	105.80
40	BF	142	TRP	CG-CD2-CE3	5.11	138.50	133.90
1	AA	309	G	N9-C4-C5	-5.11	103.36	105.40

Continued on next page...

Continued from previous page...

Mol	Chain	Res	Type	Atoms	Z	Observed(°)	Ideal(°)
1	AA	572	A	C2-N3-C4	5.11	113.16	110.60
1	AA	711	G	N9-C4-C5	5.11	107.44	105.40
1	AA	1416	G	C4-C5-C6	-5.11	115.73	118.80
1	AA	1456	G	N1-C6-O6	-5.11	116.83	119.90
35	BA	265	A	O4'-C1'-N9	5.11	112.29	108.20
35	BA	571	A	C6-C5-N7	-5.11	128.72	132.30
35	BA	710	G	C5-C6-N1	5.11	114.05	111.50
35	BA	2040	C	N1-C2-N3	5.11	122.78	119.20
35	BA	2731	G	C5'-C4'-O4'	5.11	115.23	109.10
41	BG	63	ILE	CB-CA-C	-5.11	101.38	111.60
1	AA	170	U	N3-C2-O2	-5.11	118.62	122.20
1	AA	200	G	C5-N7-C8	-5.11	101.75	104.30
1	AA	1375	A	OP2-P-O3'	5.11	116.44	105.20
1	AA	1376	U	N3-C4-C5	5.11	117.66	114.60
1	AA	1500	A	O5'-P-OP2	-5.11	101.10	105.70
35	BA	112	U	N1-C2-N3	-5.11	111.83	114.90
35	BA	886	C	C4-C5-C6	-5.11	114.85	117.40
35	BA	1825	A	O4'-C1'-N9	-5.11	104.11	108.20
35	BA	2030	A	C4-C5-N7	-5.11	108.15	110.70
35	BA	2665	A	N1-C2-N3	5.11	131.85	129.30
35	BA	2847	U	C3'-C2'-C1'	5.11	105.59	101.50
35	BA	2876	G	C5'-C4'-C3'	5.11	124.17	116.00
1	AA	106	C	C2-N3-C4	5.11	122.45	119.90
1	AA	324	G	P-O3'-C3'	-5.11	113.57	119.70
1	AA	520	A	N3-C4-C5	5.11	130.37	126.80
1	AA	581	G	N1-C2-N2	-5.11	111.61	116.20
1	AA	628	G	O4'-C1'-N9	-5.11	104.12	108.20
1	AA	1077	G	C4'-C3'-C2'	-5.11	97.49	102.60
23	AX	14	A	C6-C5-N7	5.11	135.87	132.30
24	AY	183	MET	CG-SD-CE	5.11	108.37	100.20
35	BA	551	G	O4'-C1'-N9	-5.11	104.12	108.20
35	BA	678	C	N3-C4-N4	5.11	121.57	118.00
35	BA	932	G	N9-C4-C5	5.11	107.44	105.40
35	BA	1223	G	N7-C8-N9	5.11	115.65	113.10
35	BA	1225	G	C2-N3-C4	5.11	114.45	111.90
35	BA	1374	G	N3-C4-N9	5.11	129.06	126.00
35	BA	2292	C	O4'-C1'-C2'	5.11	112.19	107.60
35	BA	2434	A	C5-C6-N1	-5.11	115.15	117.70
49	BR	82	GLU	OE1-CD-OE2	-5.11	117.17	123.30
1	AA	947	G	N9-C4-C5	5.10	107.44	105.40
1	AA	1137	C	N3-C4-C5	-5.10	119.86	121.90
35	BA	2502	G	C6-N1-C2	-5.10	122.04	125.10

Continued on next page...

Continued from previous page...

Mol	Chain	Res	Type	Atoms	Z	Observed(°)	Ideal(°)
1	AA	48	C	C6-N1-C2	-5.10	118.26	120.30
1	AA	128	G	N7-C8-N9	5.10	115.65	113.10
1	AA	867	G	C4-C5-C6	5.10	121.86	118.80
1	AA	1331	G	C5'-C4'-C3'	-5.10	107.84	116.00
3	AC	128	PHE	CB-CG-CD2	5.10	124.37	120.80
23	AX	14	A	C2-N3-C4	-5.10	108.05	110.60
35	BA	26	G	N1-C2-N2	5.10	120.79	116.20
35	BA	1748	G	C6-C5-N7	-5.10	127.34	130.40
35	BA	1833	U	O4'-C1'-N1	5.10	112.28	108.20
35	BA	2254	C	C2-N3-C4	5.10	122.45	119.90
35	BA	2354	G	C6-N1-C2	-5.10	122.04	125.10
7	AG	116	ALA	N-CA-C	5.10	124.77	111.00
35	BA	944	G	C5-C6-N1	5.10	114.05	111.50
35	BA	1409	C	C1'-O4'-C4'	5.10	113.98	109.90
35	BA	1417	C	C6-N1-C2	-5.10	118.26	120.30
35	BA	2360	A	C5'-C4'-C3'	-5.10	107.84	116.00
1	AA	352	C	N1-C2-N3	5.10	122.77	119.20
1	AA	689	C	N1-C2-O2	-5.10	115.84	118.90
1	AA	1072	G	C4-C5-N7	-5.10	108.76	110.80
35	BA	11	G	C5-C6-O6	-5.10	125.54	128.60
35	BA	44	G	O4'-C1'-N9	5.10	112.28	108.20
35	BA	1525	G	C5-C6-N1	5.10	114.05	111.50
35	BA	1798	U	C2-N3-C4	5.10	130.06	127.00
35	BA	1978	A	C4-C5-C6	5.10	119.55	117.00
35	BA	2020	A	O4'-C1'-N9	-5.10	104.12	108.20
35	BA	2412	A	N7-C8-N9	5.10	116.35	113.80
1	AA	172	A	N9-C4-C5	5.10	107.84	105.80
1	AA	202	U	C5-C6-N1	-5.10	120.15	122.70
1	AA	1220	G	N1-C2-N3	5.10	126.96	123.90
1	AA	1395	C	C4-C5-C6	5.10	119.95	117.40
35	BA	63	U	P-O3'-C3'	5.10	125.82	119.70
35	BA	616	G	C4-C5-N7	-5.10	108.76	110.80
35	BA	1465	G	C5-C6-N1	-5.10	108.95	111.50
35	BA	2062	A	N3-C4-C5	5.10	130.37	126.80
35	BA	2101	G	C8-N9-C4	5.10	108.44	106.40
35	BA	2267	A	N3-C4-N9	-5.10	123.32	127.40
35	BA	2527	C	N3-C4-N4	5.10	121.57	118.00
35	BA	2618	G	C5'-C4'-O4'	5.10	115.22	109.10
35	BA	2631	G	C5-C6-O6	-5.10	125.54	128.60
35	BA	2636	U	N1-C2-N3	-5.10	111.84	114.90
35	BA	133	C	C5-C4-N4	5.10	123.77	120.20
35	BA	503	A	C2'-C3'-O3'	5.10	121.85	113.70

Continued on next page...

Continued from previous page...

Mol	Chain	Res	Type	Atoms	Z	Observed(°)	Ideal(°)
35	BA	1165	U	C5-C6-N1	-5.10	120.15	122.70
35	BA	1538	G	C4-C5-N7	5.10	112.84	110.80
35	BA	1758	G	O5'-P-OP1	-5.10	101.11	105.70
35	BA	2625	G	C1'-O4'-C4'	-5.10	105.82	109.90
1	AA	970	C	C3'-C2'-C1'	5.09	105.58	101.50
1	AA	1491	G	N7-C8-N9	5.09	115.65	113.10
22	AV	31	G	N3-C4-C5	-5.09	126.05	128.60
23	AX	15	A	C5'-C4'-C3'	-5.09	107.85	116.00
35	BA	253	C	C5-C6-N1	5.09	123.55	121.00
35	BA	378	C	OP1-P-OP2	-5.09	111.96	119.60
35	BA	518	G	C5-C6-N1	-5.09	108.95	111.50
35	BA	603	A	C8-N9-C4	5.09	107.84	105.80
35	BA	922	U	C5-C4-O4	5.09	128.96	125.90
35	BA	1252	G	C8-N9-C4	5.09	108.44	106.40
35	BA	1524	G	N3-C4-C5	5.09	131.15	128.60
35	BA	1770	G	N3-C2-N2	5.09	123.47	119.90
36	BB	108	U	C4-C5-C6	5.09	122.76	119.70
1	AA	516	U	C2-N1-C1'	5.09	123.81	117.70
35	BA	624	C	C5-C4-N4	-5.09	116.64	120.20
35	BA	848	G	OP2-P-O3'	5.09	116.40	105.20
35	BA	1043	C	N1-C2-N3	-5.09	115.64	119.20
35	BA	2359	C	C5-C4-N4	-5.09	116.64	120.20
35	BA	2649	U	N1-C2-O2	5.09	126.36	122.80
36	BB	87	G	C8-N9-C4	5.09	108.44	106.40
1	AA	288	A	N7-C8-N9	5.09	116.34	113.80
1	AA	300	A	C5'-C4'-O4'	5.09	115.21	109.10
1	AA	354	G	C5'-C4'-O4'	5.09	115.21	109.10
1	AA	615	C	N1-C2-O2	-5.09	115.84	118.90
1	AA	830	G	N3-C4-C5	-5.09	126.06	128.60
1	AA	874	G	C5-C6-O6	-5.09	125.55	128.60
1	AA	1001	A	C2-N3-C4	5.09	113.15	110.60
1	AA	1166	G	N9-C4-C5	5.09	107.44	105.40
1	AA	1173	G	N9-C4-C5	5.09	107.44	105.40
1	AA	1245	A	C6-N1-C2	5.09	121.65	118.60
8	AH	68	ARG	CD-NE-CZ	5.09	130.73	123.60
35	BA	855	G	N7-C8-N9	5.09	115.65	113.10
35	BA	2708	G	C5-N7-C8	-5.09	101.75	104.30
36	BB	59	A	C5-N7-C8	5.09	106.45	103.90
36	BB	110	G	N1-C2-N3	5.09	126.95	123.90
1	AA	313	A	C6-C5-N7	-5.09	128.74	132.30
1	AA	1019	C	O4'-C1'-N1	-5.09	104.13	108.20
1	AA	1164	G	C4-C5-C6	5.09	121.85	118.80

Continued on next page...

Continued from previous page...

Mol	Chain	Res	Type	Atoms	Z	Observed(°)	Ideal(°)
1	AA	1309	G	N7-C8-N9	-5.09	110.56	113.10
35	BA	307	G	N9-C1'-C2'	-5.09	106.40	112.00
35	BA	409	C	C3'-C2'-C1'	-5.09	97.43	101.50
35	BA	1149	G	C6-N1-C2	-5.09	122.05	125.10
35	BA	1171	G	N3-C2-N2	-5.09	116.34	119.90
35	BA	1978	A	C8-N9-C4	-5.09	103.76	105.80
36	BB	4	C	C5-C6-N1	5.09	123.55	121.00
36	BB	77	U	O4'-C1'-N1	5.09	112.27	108.20
1	AA	404	U	C1'-O4'-C4'	5.09	113.97	109.90
35	BA	42	G	C5-C6-O6	-5.09	125.55	128.60
35	BA	381	G	C8-N9-C1'	5.09	133.62	127.00
35	BA	1000	A	N1-C2-N3	5.09	131.84	129.30
45	BN	117	PHE	CB-CG-CD1	-5.09	117.24	120.80
1	AA	830	G	C5-C6-O6	5.09	131.65	128.60
1	AA	898	G	C6-N1-C2	5.09	128.15	125.10
1	AA	1200	C	N1-C1'-C2'	-5.09	106.41	112.00
1	AA	1360	A	N9-C1'-C2'	5.09	120.61	114.00
1	AA	1383	C	C5'-C4'-O4'	5.09	115.20	109.10
22	AV	32	C	N1-C2-O2	-5.09	115.85	118.90
35	BA	327	G	C4-C5-C6	5.09	121.85	118.80
35	BA	966	G	C5-C6-O6	5.09	131.65	128.60
35	BA	1095	A	N1-C6-N6	5.09	121.65	118.60
35	BA	1561	G	N7-C8-N9	5.09	115.64	113.10
35	BA	2376	A	C5-C6-N1	-5.09	115.16	117.70
35	BA	2597	G	C1'-O4'-C4'	5.09	113.97	109.90
35	BA	2888	C	C4-C5-C6	5.09	119.94	117.40
36	BB	119	G	C4-C5-C6	-5.09	115.75	118.80
37	BC	69	LEU	CA-CB-CG	5.09	127.00	115.30
1	AA	1461	G	N9-C1'-C2'	-5.08	106.41	112.00
35	BA	1061	U	O4'-C1'-N1	5.08	112.27	108.20
35	BA	2527	C	C5-C4-N4	-5.08	116.64	120.20
1	AA	340	U	N3-C4-O4	5.08	122.96	119.40
1	AA	355	C	N3-C4-C5	-5.08	119.87	121.90
1	AA	395	C	N3-C2-O2	5.08	125.46	121.90
1	AA	540	G	C3'-C2'-C1'	-5.08	97.43	101.50
1	AA	592	G	C4-C5-C6	-5.08	115.75	118.80
1	AA	703	G	C5-N7-C8	5.08	106.84	104.30
1	AA	1207	G	O4'-C1'-N9	-5.08	104.13	108.20
35	BA	667	U	N1-C2-O2	-5.08	119.24	122.80
35	BA	704	G	C5'-C4'-C3'	-5.08	107.87	116.00
35	BA	748	G	C6-C5-N7	-5.08	127.35	130.40
35	BA	1893	C	C4-C5-C6	5.08	119.94	117.40

Continued on next page...

Continued from previous page...

Mol	Chain	Res	Type	Atoms	Z	Observed(°)	Ideal(°)
35	BA	1935	G	C5-N7-C8	5.08	106.84	104.30
35	BA	2515	C	N3-C2-O2	-5.08	118.34	121.90
36	BB	2	C	C2-N3-C4	5.08	122.44	119.90
41	BG	29	TRP	CG-CD2-CE3	-5.08	129.32	133.90
1	AA	46	G	C2-N3-C4	-5.08	109.36	111.90
1	AA	506	G	N1-C6-O6	-5.08	116.85	119.90
1	AA	1477	C	N1-C2-O2	-5.08	115.85	118.90
7	AG	62	PHE	CB-CG-CD1	-5.08	117.24	120.80
35	BA	74	A	C5-C6-N1	-5.08	115.16	117.70
35	BA	448	U	N1-C1'-C2'	5.08	120.61	114.00
35	BA	963	U	C4-C5-C6	5.08	122.75	119.70
35	BA	1635	G	C5-N7-C8	-5.08	101.76	104.30
35	BA	1911	U	N1-C2-O2	5.08	126.36	122.80
35	BA	2039	C	C5-C6-N1	5.08	123.54	121.00
35	BA	2590	A	O4'-C1'-N9	-5.08	104.14	108.20
35	BA	2655	G	C5-C6-O6	5.08	131.65	128.60
1	AA	898	G	N3-C4-N9	-5.08	122.95	126.00
1	AA	1101	A	N9-C4-C5	5.08	107.83	105.80
35	BA	45	C	C2-N3-C4	5.08	122.44	119.90
35	BA	381	G	C4-C5-N7	-5.08	108.77	110.80
35	BA	706	A	C4-C5-N7	-5.08	108.16	110.70
35	BA	896	A	C8-N9-C4	5.08	107.83	105.80
1	AA	163	C	O4'-C1'-N1	-5.08	104.14	108.20
1	AA	490	G	C8-N9-C4	-5.08	104.37	106.40
22	AV	31	G	N1-C6-O6	5.08	122.95	119.90
22	AV	74	C	C2-N3-C4	5.08	122.44	119.90
35	BA	241	A	O4'-C1'-N9	5.08	112.26	108.20
35	BA	628	G	C8-N9-C4	-5.08	104.37	106.40
35	BA	836	G	C4-C5-N7	-5.08	108.77	110.80
35	BA	1455	G	C5-N7-C8	5.08	106.84	104.30
35	BA	1469	A	N9-C4-C5	5.08	107.83	105.80
35	BA	1633	G	N9-C4-C5	-5.08	103.37	105.40
35	BA	2288	A	C5'-C4'-C3'	-5.08	107.87	116.00
35	BA	2708	G	N3-C2-N2	-5.08	116.34	119.90
36	BB	73	A	C8-N9-C4	-5.08	103.77	105.80
1	AA	450	G	C5-C6-O6	-5.08	125.55	128.60
1	AA	934	C	N1-C1'-C2'	5.08	120.60	114.00
35	BA	732	C	O4'-C1'-N1	5.08	112.26	108.20
35	BA	2840	C	C6-N1-C2	5.08	122.33	120.30
36	BB	51	G	N7-C8-N9	5.08	115.64	113.10
1	AA	370	C	C4-C5-C6	5.08	119.94	117.40
1	AA	413	G	N7-C8-N9	-5.08	110.56	113.10

Continued on next page...

Continued from previous page...

Mol	Chain	Res	Type	Atoms	Z	Observed(°)	Ideal(°)
1	AA	733	A	C8-N9-C4	-5.08	103.77	105.80
1	AA	1058	G	N3-C2-N2	-5.08	116.35	119.90
35	BA	1898	U	O4'-C1'-N1	5.08	112.26	108.20
35	BA	2116	G	C5-C6-O6	-5.08	125.56	128.60
35	BA	2881	C	N3-C2-O2	-5.08	118.35	121.90
1	AA	550	G	N1-C2-N3	-5.07	120.86	123.90
1	AA	1203	C	N3-C2-O2	-5.07	118.35	121.90
35	BA	614(C)	A	O4'-C1'-C2'	5.07	112.17	107.60
35	BA	680	G	N7-C8-N9	5.07	115.64	113.10
35	BA	863	A	C6-C5-N7	-5.07	128.75	132.30
35	BA	1858	G	C6-N1-C2	-5.07	122.06	125.10
35	BA	2077	A	C4-C5-C6	5.07	119.54	117.00
35	BA	2275	C	C6-N1-C2	-5.07	118.27	120.30
35	BA	2703	C	C5-C4-N4	-5.07	116.65	120.20
35	BA	2869	G	N3-C4-C5	5.07	131.14	128.60
36	BB	66	A	C4-C5-N7	-5.07	108.16	110.70
52	BU	63	VAL	CA-CB-CG2	-5.07	103.29	110.90
1	AA	189(J)	G	O4'-C1'-C2'	5.07	112.17	107.60
1	AA	1332	A	C2-N3-C4	5.07	113.14	110.60
35	BA	396	G	C5-C6-O6	-5.07	125.56	128.60
35	BA	1213	A	C4-C5-N7	-5.07	108.16	110.70
36	BB	114	C	C6-N1-C2	-5.07	118.27	120.30
1	AA	402	G	N7-C8-N9	5.07	115.64	113.10
1	AA	805	C	N3-C2-O2	5.07	125.45	121.90
1	AA	854	G	N3-C4-C5	-5.07	126.06	128.60
1	AA	910	C	C5-C6-N1	-5.07	118.47	121.00
1	AA	1175	G	N9-C1'-C2'	-5.07	106.42	112.00
1	AA	1198	G	N1-C2-N2	-5.07	111.64	116.20
1	AA	1418	A	C8-N9-C4	5.07	107.83	105.80
22	AV	69	C	C2-N3-C4	5.07	122.44	119.90
35	BA	28	A	N7-C8-N9	5.07	116.33	113.80
35	BA	103	A	C4-C5-C6	5.07	119.53	117.00
35	BA	272(F)	C	C2-N3-C4	-5.07	117.36	119.90
35	BA	594	U	N1-C2-N3	-5.07	111.86	114.90
35	BA	603	A	C2-N3-C4	5.07	113.14	110.60
35	BA	654(R)	C	O4'-C1'-C2'	5.07	112.16	107.60
35	BA	680	G	O4'-C1'-N9	-5.07	104.14	108.20
35	BA	1644	C	N3-C2-O2	-5.07	118.35	121.90
35	BA	2375	G	O4'-C1'-N9	5.07	112.26	108.20
35	BA	2627	G	N7-C8-N9	5.07	115.64	113.10
1	AA	44	G	C6-C5-N7	5.07	133.44	130.40
1	AA	338	A	P-O5'-C5'	-5.07	112.79	120.90

Continued on next page...

Continued from previous page...

Mol	Chain	Res	Type	Atoms	Z	Observed(°)	Ideal(°)
1	AA	456	C	C1'-O4'-C4'	5.07	113.95	109.90
1	AA	504	C	C5-C6-N1	5.07	123.53	121.00
35	BA	1163	G	P-O5'-C5'	-5.07	112.79	120.90
35	BA	2653	U	C6-N1-C2	5.07	124.04	121.00
1	AA	446	G	N1-C2-N3	5.07	126.94	123.90
1	AA	888	G	C5'-C4'-O4'	5.07	115.18	109.10
1	AA	1179	A	C3'-C2'-C1'	-5.07	97.45	101.50
1	AA	1423	G	N3-C4-C5	5.07	131.13	128.60
1	AA	1436	U	O4'-C1'-N1	5.07	112.25	108.20
22	AV	71	C	C4'-C3'-C2'	-5.07	97.53	102.60
35	BA	703	U	N3-C4-O4	5.07	122.95	119.40
35	BA	849	A	C5'-C4'-O4'	5.07	115.18	109.10
35	BA	983	A	N1-C2-N3	-5.07	126.77	129.30
35	BA	1280	G	O4'-C1'-C2'	-5.07	100.73	105.80
35	BA	2164	C	C5-C6-N1	5.07	123.53	121.00
35	BA	2511	U	C4-C5-C6	-5.07	116.66	119.70
1	AA	549	C	C5-C6-N1	5.07	123.53	121.00
34	B9	4	ARG	NH1-CZ-NH2	-5.07	113.83	119.40
35	BA	196	A	C4-C5-C6	5.07	119.53	117.00
35	BA	199	A	N9-C4-C5	5.07	107.83	105.80
35	BA	568	U	C6-N1-C2	-5.07	117.96	121.00
35	BA	624	C	N1-C2-N3	5.07	122.75	119.20
35	BA	636	G	C5-C6-O6	-5.07	125.56	128.60
35	BA	1989	G	C4-C5-N7	5.07	112.83	110.80
35	BA	2866	U	C2-N3-C4	5.07	130.04	127.00
50	BS	25	ARG	CD-NE-CZ	5.07	130.69	123.60
50	BS	46	VAL	CB-CA-C	-5.07	101.78	111.40
1	AA	1022	G	C4'-C3'-C2'	5.06	107.66	102.60
1	AA	1279	A	N7-C8-N9	5.06	116.33	113.80
1	AA	1352	C	N3-C4-C5	5.06	123.93	121.90
35	BA	78	A	N3-C4-N9	5.06	131.45	127.40
35	BA	1845	G	N1-C2-N3	-5.06	120.86	123.90
35	BA	1907	G	O4'-C1'-N9	5.06	112.25	108.20
1	AA	151	A	C5-N7-C8	-5.06	101.37	103.90
1	AA	393	A	C5-C6-N1	5.06	120.23	117.70
1	AA	612	C	N1-C2-N3	5.06	122.74	119.20
1	AA	714	G	C2-N3-C4	5.06	114.43	111.90
1	AA	1228	C	O4'-C1'-N1	5.06	112.25	108.20
35	BA	485	C	C5-C4-N4	-5.06	116.66	120.20
35	BA	654(E)	G	N7-C8-N9	-5.06	110.57	113.10
35	BA	2376	A	N1-C6-N6	5.06	121.64	118.60
48	BQ	134	ARG	NH1-CZ-NH2	5.06	124.97	119.40

Continued on next page...

Continued from previous page...

Mol	Chain	Res	Type	Atoms	Z	Observed(°)	Ideal(°)
35	BA	311	A	C2-N3-C4	-5.06	108.07	110.60
35	BA	1054	A	O4'-C4'-C3'	5.06	110.15	106.10
35	BA	1264	G	C4-C5-C6	5.06	121.84	118.80
35	BA	1849	G	C5-N7-C8	5.06	106.83	104.30
35	BA	2239	G	N9-C4-C5	-5.06	103.38	105.40
35	BA	2311	A	N9-C4-C5	-5.06	103.78	105.80
35	BA	2313	C	N1-C2-O2	5.06	121.94	118.90
1	AA	188	C	C5-C6-N1	5.06	123.53	121.00
1	AA	318	G	N3-C2-N2	-5.06	116.36	119.90
1	AA	352	C	N3-C4-N4	-5.06	114.46	118.00
1	AA	627	G	C2-N3-C4	-5.06	109.37	111.90
1	AA	710	G	C8-N9-C4	-5.06	104.38	106.40
35	BA	271(U)	G	C8-N9-C4	5.06	108.42	106.40
35	BA	296	C	N3-C2-O2	-5.06	118.36	121.90
35	BA	673	C	N3-C2-O2	5.06	125.44	121.90
35	BA	961	C	C5'-C4'-C3'	5.06	124.10	116.00
35	BA	2251	G	N1-C6-O6	-5.06	116.86	119.90
35	BA	2307	G	C2-N3-C4	-5.06	109.37	111.90
35	BA	2383	G	N3-C4-C5	-5.06	126.07	128.60
35	BA	2496	C	C2-N3-C4	-5.06	117.37	119.90
35	BA	2585	U	C5'-C4'-O4'	-5.06	103.03	109.10
36	BB	9	G	C5-C6-N1	-5.06	108.97	111.50
45	BN	13	TRP	CZ3-CH2-CZ2	-5.06	115.53	121.60
1	AA	73	G	O4'-C1'-N9	-5.06	104.16	108.20
1	AA	134	A	C8-N9-C4	5.06	107.82	105.80
1	AA	656	C	C3'-C2'-C1'	5.06	105.55	101.50
1	AA	819	A	N3-C4-N9	5.06	131.45	127.40
35	BA	33	U	N3-C4-O4	-5.06	115.86	119.40
35	BA	291	C	N3-C2-O2	5.06	125.44	121.90
35	BA	372	G	C4-C5-C6	5.06	121.83	118.80
35	BA	771	G	N3-C4-N9	5.06	129.03	126.00
35	BA	1064	C	N3-C4-N4	-5.06	114.46	118.00
35	BA	1560	G	C2-N3-C4	-5.06	109.37	111.90
35	BA	1746	G	N9-C4-C5	5.06	107.42	105.40
35	BA	2141	G	N9-C4-C5	-5.06	103.38	105.40
35	BA	2831	G	N9-C4-C5	5.06	107.42	105.40
36	BB	85	G	C6-C5-N7	-5.06	127.36	130.40
36	BB	92	C	C6-N1-C2	-5.06	118.28	120.30
35	BA	8	A	C5-C6-N1	-5.06	115.17	117.70
35	BA	687	C	C5-C6-N1	-5.06	118.47	121.00
35	BA	1311	G	C5-N7-C8	-5.06	101.77	104.30
35	BA	2331	G	C8-N9-C4	-5.06	104.38	106.40

Continued on next page...

Continued from previous page...

Mol	Chain	Res	Type	Atoms	Z	Observed(°)	Ideal(°)
1	AA	30	U	C1'-O4'-C4'	5.05	113.94	109.90
1	AA	572	A	C5-C6-N1	5.05	120.23	117.70
1	AA	832	C	C2-N3-C4	5.05	122.43	119.90
1	AA	924	C	C5'-C4'-O4'	5.05	115.17	109.10
1	AA	988	G	N7-C8-N9	-5.05	110.57	113.10
35	BA	136	G	N3-C2-N2	-5.05	116.36	119.90
35	BA	615	G	C6-N1-C2	5.05	128.13	125.10
35	BA	729	G	C8-N9-C4	-5.05	104.38	106.40
35	BA	871	U	C5-C4-O4	5.05	128.93	125.90
35	BA	1718	G	N7-C8-N9	-5.05	110.57	113.10
35	BA	2047	U	N3-C4-O4	-5.05	115.86	119.40
35	BA	2843	G	C4-C5-C6	-5.05	115.77	118.80
35	BA	2885	C	C5-C6-N1	-5.05	118.47	121.00
36	BB	86	G	N3-C4-N9	-5.05	122.97	126.00
36	BB	101	G	O4'-C1'-N9	-5.05	104.16	108.20
39	BE	46	ALA	CB-CA-C	-5.05	102.52	110.10
1	AA	721	G	P-O5'-C5'	5.05	128.99	120.90
1	AA	1237	C	O4'-C1'-C2'	5.05	112.15	107.60
35	BA	422	A	C6-N1-C2	-5.05	115.57	118.60
35	BA	1072	C	O4'-C1'-N1	-5.05	104.16	108.20
36	BB	102	A	N1-C2-N3	5.05	131.83	129.30
1	AA	347	G	N1-C2-N3	5.05	126.93	123.90
1	AA	565	U	N3-C4-C5	5.05	117.63	114.60
13	AM	57	ARG	NE-CZ-NH1	-5.05	117.78	120.30
35	BA	267	C	O5'-P-OP1	-5.05	101.15	105.70
35	BA	271(Z)	C	N1-C2-O2	-5.05	115.87	118.90
35	BA	422	A	N9-C4-C5	5.05	107.82	105.80
35	BA	622	G	O4'-C1'-N9	-5.05	104.16	108.20
35	BA	1070	A	N7-C8-N9	5.05	116.33	113.80
35	BA	1170	G	C4-C5-C6	5.05	121.83	118.80
35	BA	1321	A	O4'-C1'-N9	-5.05	104.16	108.20
35	BA	1661	G	N3-C2-N2	5.05	123.44	119.90
35	BA	1838	C	C2'-C3'-O3'	5.05	121.78	113.70
35	BA	1857	G	N7-C8-N9	5.05	115.62	113.10
35	BA	1941	C	C5-C6-N1	-5.05	118.47	121.00
37	BC	94	TYR	CB-CG-CD1	-5.05	117.97	121.00
37	BC	214	TYR	CG-CD1-CE1	5.05	125.34	121.30
1	AA	585	G	N3-C2-N2	-5.05	116.36	119.90
1	AA	603	U	C5-C6-N1	5.05	125.22	122.70
1	AA	654	G	C5'-C4'-O4'	5.05	115.16	109.10
8	AH	68	ARG	NE-CZ-NH2	5.05	122.83	120.30
15	AO	72	ARG	NE-CZ-NH1	5.05	122.82	120.30

Continued on next page...

Continued from previous page...

Mol	Chain	Res	Type	Atoms	Z	Observed(°)	Ideal(°)
35	BA	144	C	C4-C5-C6	5.05	119.92	117.40
35	BA	1307	A	C5-N7-C8	5.05	106.42	103.90
35	BA	1956	U	C4-C5-C6	5.05	122.73	119.70
35	BA	1985	G	C6-C5-N7	-5.05	127.37	130.40
35	BA	2173	A	C4-C5-C6	5.05	119.52	117.00
35	BA	2457	U	N1-C2-N3	5.05	117.93	114.90
35	BA	2503	A	C6-C5-N7	-5.05	128.76	132.30
35	BA	2844	G	C8-N9-C4	5.05	108.42	106.40
35	BA	1416	G	C8-N9-C4	5.05	108.42	106.40
35	BA	1494	A	C2'-C3'-O3'	5.05	121.78	113.70
35	BA	1809	A	C4-C5-C6	5.05	119.52	117.00
35	BA	2158	A	N7-C8-N9	-5.05	111.28	113.80
1	AA	38	G	N9-C1'-C2'	-5.05	106.45	112.00
1	AA	610	G	C8-N9-C4	-5.05	104.38	106.40
1	AA	803	G	C8-N9-C4	5.05	108.42	106.40
35	BA	1229	G	N9-C4-C5	5.05	107.42	105.40
35	BA	1713	U	N3-C4-O4	5.05	122.93	119.40
35	BA	2083	G	N7-C8-N9	-5.05	110.58	113.10
35	BA	2226	C	O4'-C1'-N1	5.05	112.24	108.20
1	AA	395	C	C1'-O4'-C4'	-5.04	105.86	109.90
1	AA	607	A	N3-C4-N9	-5.04	123.36	127.40
1	AA	856	C	N1-C1'-C2'	-5.04	106.45	112.00
22	AV	53	G	C4-C5-N7	5.04	112.82	110.80
35	BA	261	G	C8-N9-C4	5.04	108.42	106.40
35	BA	2242	G	C5-C6-N1	-5.04	108.98	111.50
1	AA	525	C	C2-N3-C4	5.04	122.42	119.90
8	AH	38	ILE	CB-CA-C	-5.04	101.51	111.60
35	BA	113	G	C2-N3-C4	-5.04	109.38	111.90
35	BA	304	G	N1-C2-N3	5.04	126.93	123.90
35	BA	2132	U	N3-C2-O2	-5.04	118.67	122.20
35	BA	2156	G	C5-N7-C8	-5.04	101.78	104.30
35	BA	2700	C	N1-C2-O2	5.04	121.93	118.90
35	BA	2835	A	C5-C6-N1	5.04	120.22	117.70
36	BB	54	G	N3-C4-C5	5.04	131.12	128.60
1	AA	254	G	C2-N3-C4	-5.04	109.38	111.90
1	AA	766	A	O4'-C1'-N9	5.04	112.23	108.20
1	AA	767	A	C5'-C4'-O4'	5.04	115.15	109.10
35	BA	96	G	C5-N7-C8	5.04	106.82	104.30
35	BA	634	C	C5-C4-N4	5.04	123.73	120.20
35	BA	654(A)	G	C5-C6-O6	-5.04	125.58	128.60
35	BA	1247	A	O4'-C4'-C3'	5.04	110.13	106.10
35	BA	1283	G	N3-C4-C5	-5.04	126.08	128.60

Continued on next page...

Continued from previous page...

Mol	Chain	Res	Type	Atoms	Z	Observed(°)	Ideal(°)
35	BA	1344	G	N7-C8-N9	5.04	115.62	113.10
35	BA	1927	A	N1-C6-N6	-5.04	115.58	118.60
35	BA	1931	U	C5-C6-N1	5.04	125.22	122.70
1	AA	485	G	C4-C5-C6	5.04	121.82	118.80
1	AA	1384	C	N3-C2-O2	-5.04	118.37	121.90
35	BA	470	A	N9-C4-C5	5.04	107.82	105.80
35	BA	1367	A	N9-C1'-C2'	-5.04	106.46	112.00
1	AA	889	A	C5-C6-N6	5.04	127.73	123.70
1	AA	1181	G	C5-C6-O6	-5.04	125.58	128.60
1	AA	1447	A	C8-N9-C4	-5.04	103.78	105.80
1	AA	1481	U	O4'-C1'-N1	-5.04	104.17	108.20
24	AY	35	TYR	CB-CG-CD2	-5.04	117.98	121.00
35	BA	597	U	C5'-C4'-C3'	5.04	124.06	116.00
35	BA	640	C	C6-N1-C2	5.04	122.31	120.30
35	BA	1335	U	C4-C5-C6	-5.04	116.68	119.70
35	BA	1638	C	C4-C5-C6	5.04	119.92	117.40
35	BA	1710	C	C2-N1-C1'	5.04	124.34	118.80
1	AA	481	G	N9-C4-C5	-5.04	103.39	105.40
1	AA	1198	G	C5-N7-C8	-5.04	101.78	104.30
1	AA	1202	G	N3-C4-C5	5.04	131.12	128.60
11	AK	66	LEU	CA-CB-CG	-5.04	103.72	115.30
35	BA	590	A	C5-N7-C8	-5.04	101.38	103.90
35	BA	1553	A	N9-C4-C5	-5.04	103.78	105.80
35	BA	1576	U	N3-C2-O2	5.04	125.73	122.20
35	BA	1593	G	C6-C5-N7	-5.04	127.38	130.40
35	BA	1799	G	N9-C1'-C2'	5.04	120.55	114.00
41	BG	83	ARG	NE-CZ-NH2	5.04	122.82	120.30
1	AA	193	C	C3'-C2'-C1'	5.04	105.53	101.50
1	AA	315	A	C6-N1-C2	5.04	121.62	118.60
1	AA	446	G	C5-C6-O6	-5.04	125.58	128.60
1	AA	895	G	C4-C5-N7	5.04	112.81	110.80
1	AA	1398	A	C5'-C4'-C3'	-5.04	107.94	116.00
22	AV	10	G	C5-C6-O6	-5.04	125.58	128.60
35	BA	187	G	C6-C5-N7	-5.04	127.38	130.40
35	BA	271(Q)	G	N3-C4-C5	-5.04	126.08	128.60
35	BA	272(B)	G	N1-C6-O6	-5.04	116.88	119.90
35	BA	430	G	C5-C6-O6	-5.04	125.58	128.60
35	BA	530	G	N7-C8-N9	5.04	115.62	113.10
35	BA	1129	A	O4'-C1'-C2'	5.04	112.13	107.60
35	BA	1376	C	N3-C4-N4	-5.04	114.47	118.00
35	BA	1842	G	N3-C2-N2	-5.04	116.38	119.90
35	BA	1904	G	C5-C6-N1	5.04	114.02	111.50

Continued on next page...

Continued from previous page...

Mol	Chain	Res	Type	Atoms	Z	Observed(°)	Ideal(°)
1	AA	76	C	O4'-C1'-N1	5.03	112.23	108.20
1	AA	262	A	N1-C2-N3	5.03	131.82	129.30
1	AA	283	C	C1'-O4'-C4'	5.03	113.93	109.90
1	AA	363	A	C4-C5-C6	5.03	119.52	117.00
1	AA	384	G	N3-C2-N2	-5.03	116.38	119.90
1	AA	567	G	C4-C5-N7	-5.03	108.79	110.80
1	AA	682	G	N3-C2-N2	-5.03	116.38	119.90
1	AA	785	G	N9-C4-C5	-5.03	103.39	105.40
1	AA	996	A	N1-C2-N3	-5.03	126.78	129.30
7	AG	114	ARG	NE-CZ-NH1	5.03	122.82	120.30
35	BA	335	C	C2-N3-C4	-5.03	117.38	119.90
35	BA	688	U	N3-C2-O2	-5.03	118.68	122.20
35	BA	859	G	C3'-C2'-C1'	-5.03	97.47	101.50
35	BA	1057	A	C6-N1-C2	-5.03	115.58	118.60
35	BA	1188	U	C6-N1-C2	-5.03	117.98	121.00
35	BA	1488	G	C5'-C4'-C3'	-5.03	107.94	116.00
35	BA	1682	G	N7-C8-N9	5.03	115.62	113.10
35	BA	2192	G	C1'-O4'-C4'	5.03	113.93	109.90
35	BA	2363	C	C5-C4-N4	5.03	123.72	120.20
51	BT	53	ARG	NE-CZ-NH1	5.03	122.82	120.30
35	BA	271(R)	G	C5'-C4'-O4'	5.03	115.14	109.10
35	BA	1190	G	N9-C4-C5	-5.03	103.39	105.40
1	AA	36	C	C2-N3-C4	-5.03	117.38	119.90
1	AA	419	C	C1'-O4'-C4'	-5.03	105.88	109.90
1	AA	733	A	C5-N7-C8	-5.03	101.38	103.90
1	AA	898	G	C2-N3-C4	-5.03	109.39	111.90
1	AA	1507	A	C8-N9-C4	-5.03	103.79	105.80
22	AV	19	G	N7-C8-N9	-5.03	110.58	113.10
35	BA	112	U	O4'-C1'-N1	5.03	112.22	108.20
35	BA	501	A	C4'-C3'-C2'	-5.03	97.57	102.60
35	BA	866	A	C4-C5-N7	-5.03	108.18	110.70
35	BA	1146	C	C5-C6-N1	5.03	123.52	121.00
35	BA	1212	G	N3-C2-N2	-5.03	116.38	119.90
35	BA	1462	C	C4-C5-C6	-5.03	114.89	117.40
35	BA	1778	U	N3-C4-C5	5.03	117.62	114.60
35	BA	2580	U	N3-C2-O2	-5.03	118.68	122.20
35	BA	49	A	C6-C5-N7	-5.03	128.78	132.30
35	BA	1322	A	C4-C5-N7	-5.03	108.19	110.70
1	AA	514	C	C5-C6-N1	5.03	123.51	121.00
1	AA	529	G	C5-C6-N1	5.03	114.01	111.50
22	AV	4	G	C4-C5-N7	-5.03	108.79	110.80
35	BA	45	C	N1-C2-O2	5.03	121.92	118.90

Continued on next page...

Continued from previous page...

Mol	Chain	Res	Type	Atoms	Z	Observed(°)	Ideal(°)
35	BA	136	G	C4-C5-N7	5.03	112.81	110.80
35	BA	243	U	N3-C2-O2	5.03	125.72	122.20
35	BA	1204	A	O4'-C4'-C3'	5.03	110.12	106.10
35	BA	1811	G	O4'-C1'-N9	-5.03	104.18	108.20
35	BA	1816	G	C5-C6-N1	-5.03	108.99	111.50
35	BA	2225	A	C5-C6-N6	5.03	127.72	123.70
35	BA	2645	G	C6-C5-N7	5.03	133.42	130.40
36	BB	3	C	C5-C6-N1	5.03	123.51	121.00
35	BA	175	G	C8-N9-C4	5.03	108.41	106.40
35	BA	1057	A	C8-N9-C4	-5.03	103.79	105.80
35	BA	1426	G	C4-C5-C6	5.03	121.82	118.80
35	BA	1444	G	C5-C6-N1	-5.03	108.99	111.50
35	BA	2294	C	C5'-C4'-O4'	5.03	115.13	109.10
35	BA	2318	G	C1'-O4'-C4'	-5.03	105.88	109.90
1	AA	419	C	N3-C4-C5	5.02	123.91	121.90
1	AA	538	G	N7-C8-N9	5.02	115.61	113.10
1	AA	1476	G	C5-C6-O6	5.02	131.61	128.60
1	AA	1498	U	OP2-P-O3'	5.02	116.25	105.20
35	BA	413	C	O5'-C5'-C4'	-5.02	102.15	111.70
1	AA	78	G	N7-C8-N9	-5.02	110.59	113.10
1	AA	514	C	N3-C4-N4	-5.02	114.48	118.00
1	AA	1224	G	O4'-C1'-N9	-5.02	104.18	108.20
3	AC	17	ASP	CB-CG-OD2	-5.02	113.78	118.30
21	AU	7	ARG	NE-CZ-NH1	-5.02	117.79	120.30
35	BA	1567	A	N7-C8-N9	5.02	116.31	113.80
35	BA	1656	C	C4-C5-C6	-5.02	114.89	117.40
35	BA	1657	C	O4'-C1'-N1	5.02	112.22	108.20
35	BA	1764	G	N1-C6-O6	5.02	122.91	119.90
35	BA	2183	C	C2-N3-C4	5.02	122.41	119.90
35	BA	2208	A	N7-C8-N9	5.02	116.31	113.80
35	BA	2352	A	C6-C5-N7	-5.02	128.78	132.30
35	BA	2544	G	C4-C5-N7	5.02	112.81	110.80
35	BA	2828	C	N3-C4-N4	5.02	121.52	118.00
1	AA	1030(B)	C	N3-C2-O2	-5.02	118.39	121.90
1	AA	1154	G	C6-C5-N7	-5.02	127.39	130.40
1	AA	1440	C	P-O5'-C5'	-5.02	112.87	120.90
1	AA	1486	G	N7-C8-N9	-5.02	110.59	113.10
1	AA	312	C	C5-C4-N4	-5.02	116.69	120.20
1	AA	418	C	C5-C4-N4	-5.02	116.69	120.20
1	AA	1505	G	C6-C5-N7	5.02	133.41	130.40
35	BA	634	C	C6-N1-C2	-5.02	118.29	120.30
35	BA	1142	U	N3-C4-O4	5.02	122.91	119.40

Continued on next page...

Continued from previous page...

Mol	Chain	Res	Type	Atoms	Z	Observed(°)	Ideal(°)
35	BA	1146	C	C3'-C2'-C1'	-5.02	97.48	101.50
35	BA	1235	G	N7-C8-N9	5.02	115.61	113.10
35	BA	2061	G	C6-N1-C2	5.02	128.11	125.10
35	BA	2202	C	C2-N3-C4	5.02	122.41	119.90
35	BA	2338	G	C4'-C3'-C2'	5.02	107.62	102.60
35	BA	2576	G	C5-C6-O6	-5.02	125.59	128.60
1	AA	305	G	N9-C4-C5	5.02	107.41	105.40
1	AA	535	A	C8-N9-C4	5.02	107.81	105.80
18	AR	55	ARG	NE-CZ-NH1	5.02	122.81	120.30
35	BA	962	G	C4-C5-C6	-5.02	115.79	118.80
35	BA	1347	G	C5-N7-C8	5.02	106.81	104.30
35	BA	2385	C	O5'-P-OP2	5.02	116.72	110.70
35	BA	2607	G	C5-C6-N1	-5.02	108.99	111.50
36	BB	78	A	N9-C4-C5	-5.02	103.79	105.80
1	AA	14	U	C4-C5-C6	-5.02	116.69	119.70
1	AA	822	C	N1-C2-O2	5.02	121.91	118.90
35	BA	129	C	N3-C2-O2	-5.02	118.39	121.90
35	BA	388	G	C5-N7-C8	5.02	106.81	104.30
35	BA	728	G	C5'-C4'-C3'	-5.02	107.97	116.00
35	BA	1353	A	C8-N9-C4	5.02	107.81	105.80
35	BA	1461	G	O4'-C1'-N9	-5.02	104.19	108.20
41	BG	104	GLU	OE1-CD-OE2	-5.02	117.28	123.30
1	AA	198	G	N9-C4-C5	-5.01	103.39	105.40
1	AA	302	G	C3'-C2'-C1'	5.01	105.51	101.50
1	AA	339	C	N3-C2-O2	-5.01	118.39	121.90
1	AA	559	A	N1-C2-N3	5.01	131.81	129.30
1	AA	592	G	C4-C5-N7	5.01	112.81	110.80
1	AA	839	U	C1'-O4'-C4'	-5.01	105.89	109.90
1	AA	1111	A	C5-C6-N1	-5.01	115.19	117.70
1	AA	1151	A	N1-C2-N3	5.01	131.81	129.30
1	AA	1220	G	N9-C4-C5	5.01	107.41	105.40
35	BA	768	G	C4'-C3'-C2'	5.01	107.61	102.60
35	BA	1470	G	C8-N9-C4	5.01	108.41	106.40
35	BA	1569	A	N1-C2-N3	5.01	131.81	129.30
35	BA	1835	G	N9-C4-C5	-5.01	103.39	105.40
35	BA	2070	G	C5-C6-O6	5.01	131.61	128.60
35	BA	2342	C	N3-C4-N4	5.01	121.51	118.00
35	BA	2483	C	C2-N1-C1'	5.01	124.32	118.80
47	BP	49	ARG	NE-CZ-NH2	-5.01	117.79	120.30
1	AA	189(A)	C	C2-N3-C4	5.01	122.41	119.90
1	AA	765	G	O4'-C1'-N9	-5.01	104.19	108.20
35	BA	896	A	N9-C4-C5	-5.01	103.80	105.80

Continued on next page...

Continued from previous page...

Mol	Chain	Res	Type	Atoms	Z	Observed(°)	Ideal(°)
35	BA	1619	G	N3-C4-N9	5.01	129.01	126.00
46	BO	97	ARG	NE-CZ-NH2	-5.01	117.79	120.30
1	AA	1098	C	C6-N1-C2	-5.01	118.30	120.30
1	AA	1471	G	N3-C2-N2	5.01	123.41	119.90
35	BA	1391	U	N1-C2-O2	5.01	126.31	122.80
35	BA	1405	U	N3-C4-C5	-5.01	111.59	114.60
35	BA	1443	G	C5'-C4'-C3'	-5.01	107.98	116.00
35	BA	1826	G	N3-C4-C5	-5.01	126.09	128.60
35	BA	2148	G	C8-N9-C4	-5.01	104.39	106.40
1	AA	167	G	N1-C2-N3	5.01	126.91	123.90
1	AA	610	G	N7-C8-N9	5.01	115.61	113.10
1	AA	889	A	N1-C2-N3	5.01	131.81	129.30
1	AA	1084	G	C3'-C2'-C1'	5.01	105.51	101.50
1	AA	1348	U	C1'-O4'-C4'	-5.01	105.89	109.90
1	AA	1477	C	C4-C5-C6	5.01	119.91	117.40
35	BA	1769	G	N9-C4-C5	-5.01	103.40	105.40
35	BA	1990	C	C2-N1-C1'	5.01	124.31	118.80
35	BA	2033	A	N9-C1'-C2'	5.01	120.51	114.00
36	BB	15	A	C4'-C3'-C2'	5.01	107.61	102.60
1	AA	289	G	N3-C4-C5	-5.01	126.10	128.60
1	AA	1067	A	C5-C6-N1	5.01	120.20	117.70
22	AV	73	A	C5-N7-C8	5.01	106.40	103.90
42	BH	130	ARG	NE-CZ-NH1	-5.01	117.80	120.30
42	BH	132	ARG	NE-CZ-NH1	5.01	122.80	120.30
1	AA	893	C	O4'-C1'-N1	5.01	112.20	108.20
1	AA	925	G	C4-C5-C6	-5.01	115.80	118.80
1	AA	1477	C	C1'-O4'-C4'	-5.01	105.89	109.90
1	AA	1513	A	C5-C6-N1	5.01	120.20	117.70
35	BA	225	A	N1-C2-N3	5.01	131.80	129.30
35	BA	260	G	C5-C6-N1	-5.01	109.00	111.50
35	BA	338	G	C3'-C2'-C1'	5.01	105.50	101.50
35	BA	596	G	N9-C4-C5	-5.01	103.40	105.40
35	BA	1760	A	N1-C2-N3	5.01	131.80	129.30
35	BA	2381	C	C3'-C2'-C1'	-5.01	97.50	101.50
35	BA	2663	G	N3-C4-C5	-5.01	126.10	128.60
41	BG	145	THR	CA-CB-CG2	-5.01	105.39	112.40
1	AA	79	G	C6-N1-C2	-5.00	122.10	125.10
1	AA	362	G	C6-N1-C2	5.00	128.10	125.10
1	AA	1036	G	N1-C2-N3	-5.00	120.90	123.90
35	BA	82	G	C6-N1-C2	5.00	128.10	125.10
35	BA	678	C	C2-N3-C4	5.00	122.40	119.90
35	BA	944	G	C8-N9-C1'	-5.00	120.49	127.00

Continued on next page...

Continued from previous page...

Mol	Chain	Res	Type	Atoms	Z	Observed(°)	Ideal(°)
35	BA	1713	U	N3-C4-C5	5.00	117.60	114.60
35	BA	2178	C	C5'-C4'-C3'	5.00	124.01	116.00
40	BF	45	ARG	NE-CZ-NH1	-5.00	117.80	120.30
1	AA	942	G	C4-C5-N7	-5.00	108.80	110.80
1	AA	1060	C	C6-N1-C2	-5.00	118.30	120.30
2	AB	137	ARG	NE-CZ-NH2	-5.00	117.80	120.30
9	AI	125	TYR	CB-CG-CD1	-5.00	118.00	121.00
34	B9	4	ARG	NE-CZ-NH2	5.00	122.80	120.30
35	BA	818	G	C8-N9-C4	-5.00	104.40	106.40
35	BA	880	G	N9-C4-C5	-5.00	103.40	105.40
35	BA	981	A	N9-C4-C5	5.00	107.80	105.80
35	BA	1591	G	C2-N3-C4	5.00	114.40	111.90
35	BA	1742	G	C8-N9-C4	5.00	108.40	106.40
35	BA	2035	G	N1-C2-N2	5.00	120.70	116.20
35	BA	2389	G	O4'-C1'-N9	-5.00	104.20	108.20
35	BA	2675	A	C6-N1-C2	5.00	121.60	118.60
39	BE	79	ARG	NE-CZ-NH2	-5.00	117.80	120.30
1	AA	505	G	N9-C4-C5	5.00	107.40	105.40
1	AA	777	A	C4-C5-C6	5.00	119.50	117.00
1	AA	864	A	N1-C6-N6	-5.00	115.60	118.60
1	AA	1154	G	C4-C5-C6	5.00	121.80	118.80

All (1) chirality outliers are listed below:

Mol	Chain	Res	Type	Atom
35	BA	1992	G	C3'

All (457) planarity outliers are listed below:

Mol	Chain	Res	Type	Group
1	AA	1003	G	Sidechain
1	AA	1053	G	Sidechain
1	AA	1055	A	Sidechain
1	AA	1058	G	Sidechain
1	AA	106	C	Sidechain
1	AA	1064	G	Sidechain
1	AA	1065	U	Sidechain
1	AA	1073	U	Sidechain
1	AA	1077	G	Sidechain
1	AA	108	G	Sidechain
1	AA	1083	U	Sidechain
1	AA	1109	C	Sidechain

Continued on next page...

Continued from previous page...

Mol	Chain	Res	Type	Group
1	AA	1117	G	Sidechain
1	AA	1125	U	Sidechain
1	AA	1129	C	Sidechain
1	AA	1184	G	Sidechain
1	AA	1191	A	Sidechain
1	AA	1214	C	Sidechain
1	AA	1231	G	Sidechain
1	AA	1239	A	Sidechain
1	AA	1262	C	Sidechain
1	AA	1277	C	Sidechain
1	AA	1279	A	Sidechain
1	AA	129	U	Sidechain
1	AA	1293	G	Sidechain
1	AA	1330	U	Sidechain
1	AA	1331	G	Sidechain
1	AA	1345	U	Sidechain
1	AA	1347	G	Sidechain
1	AA	1355	G	Sidechain
1	AA	1357	A	Sidechain
1	AA	1370	G	Sidechain
1	AA	1383	C	Sidechain
1	AA	1391	U	Sidechain
1	AA	1401	G	Sidechain
1	AA	1402	C	Sidechain
1	AA	1413	A	Sidechain
1	AA	1414	U	Sidechain
1	AA	1416	G	Sidechain
1	AA	1421	G	Sidechain
1	AA	1447	A	Sidechain
1	AA	146	G	Sidechain
1	AA	1485	U	Sidechain
1	AA	1502	A	Sidechain
1	AA	1512	U	Sidechain
1	AA	1519	A	Sidechain
1	AA	1529	G	Sidechain
1	AA	181	G	Sidechain
1	AA	184	G	Sidechain
1	AA	189(G)	G	Sidechain
1	AA	203	U	Sidechain
1	AA	250	A	Sidechain
1	AA	262	A	Sidechain
1	AA	265	G	Sidechain

Continued on next page...

Continued from previous page...

Mol	Chain	Res	Type	Group
1	AA	30	U	Sidechain
1	AA	315	A	Sidechain
1	AA	328	C	Sidechain
1	AA	368	U	Sidechain
1	AA	380	G	Sidechain
1	AA	436	C	Sidechain
1	AA	445	G	Sidechain
1	AA	493	G	Sidechain
1	AA	5	U	Sidechain
1	AA	529	G	Sidechain
1	AA	551	U	Sidechain
1	AA	560	U	Sidechain
1	AA	568	G	Sidechain
1	AA	573	A	Sidechain
1	AA	598	U	Sidechain
1	AA	633	G	Sidechain
1	AA	641	U	Sidechain
1	AA	648	A	Sidechain
1	AA	655	A	Sidechain
1	AA	657	G	Sidechain
1	AA	667	G	Sidechain
1	AA	669	U	Sidechain
1	AA	676	A	Sidechain
1	AA	688	G	Sidechain
1	AA	69	G	Sidechain
1	AA	691	G	Sidechain
1	AA	694	A	Sidechain
1	AA	702	A	Sidechain
1	AA	709	G	Sidechain
1	AA	712	A	Sidechain
1	AA	716	A	Sidechain
1	AA	720	C	Sidechain
1	AA	730	G	Sidechain
1	AA	736	C	Sidechain
1	AA	755	G	Sidechain
1	AA	758	G	Sidechain
1	AA	775	G	Sidechain
1	AA	781	A	Sidechain
1	AA	835	U	Sidechain
1	AA	867	G	Sidechain
1	AA	872	A	Sidechain
1	AA	881	G	Sidechain

Continued on next page...

Continued from previous page...

Mol	Chain	Res	Type	Group
1	AA	882	C	Sidechain
1	AA	887	G	Sidechain
1	AA	892	A	Sidechain
1	AA	898	G	Sidechain
1	AA	950	U	Sidechain
1	AA	963	G	Sidechain
1	AA	968	A	Sidechain
1	AA	971	G	Sidechain
1	AA	980	C	Sidechain
1	AA	981	U	Sidechain
1	AA	991	U	Sidechain
2	AB	137	ARG	Sidechain
2	AB	144	ARG	Sidechain
2	AB	157	ARG	Sidechain
2	AB	231	GLU	Sidechain
2	AB	240	GLN	Sidechain
3	AC	104	GLN	Sidechain
3	AC	79	ARG	Sidechain
3	AC	89	GLU	Sidechain
4	AD	14	ARG	Sidechain
4	AD	35	ARG	Sidechain
4	AD	49	ARG	Sidechain
5	AE	14	ARG	Sidechain
5	AE	152	ARG	Sidechain
5	AE	64	ARG	Sidechain
5	AE	7	GLU	Sidechain
6	AF	27	GLN	Sidechain
6	AF	3	ARG	Sidechain
6	AF	46	ARG	Sidechain
6	AF	7	ASN	Sidechain
6	AF	82	ARG	Sidechain
6	AF	86	ARG	Sidechain
7	AG	115	ARG	Sidechain
7	AG	149	ARG	Sidechain
7	AG	45	ASP	Sidechain
7	AG	56	GLN	Sidechain
7	AG	72	ARG	Sidechain
7	AG	94	ARG	Sidechain
8	AH	102	ARG	Sidechain
8	AH	18	ARG	Sidechain
8	AH	41	ARG	Sidechain
8	AH	70	GLN	Sidechain

Continued on next page...

Continued from previous page...

Mol	Chain	Res	Type	Group
9	AI	104	ARG	Mainchain
9	AI	120	ARG	Sidechain
9	AI	121	ARG	Sidechain
9	AI	48	GLU	Sidechain
9	AI	53	VAL	Mainchain
10	AJ	60	ARG	Sidechain
10	AJ	76	ASN	Sidechain
11	AK	78	GLN	Sidechain
11	AK	93	GLN	Sidechain
12	AL	117	ARG	Sidechain
12	AL	41	ARG	Sidechain
12	AL	97	ARG	Sidechain
13	AM	110	ARG	Sidechain
13	AM	29	ARG	Sidechain
13	AM	3	ARG	Sidechain
14	AN	26	ARG	Sidechain
14	AN	35	ARG	Sidechain
15	AO	64	ARG	Sidechain
15	AO	65	ARG	Sidechain
15	AO	88	ARG	Sidechain
16	AP	14	ASN	Sidechain
16	AP	55	ARG	Sidechain
16	AP	57	ARG	Sidechain
16	AP	71	ARG	Sidechain
16	AP	8	ARG	Sidechain
16	AP	81	ARG	Sidechain
17	AQ	25	ARG	Sidechain
17	AQ	75	ARG	Sidechain
17	AQ	83	ASP	Sidechain
18	AR	32	ARG	Sidechain
18	AR	42	ARG	Sidechain
18	AR	74	ARG	Sidechain
19	AS	37	ARG	Sidechain
19	AS	73	GLU	Sidechain
19	AS	78	ARG	Sidechain
20	AT	23	ARG	Sidechain
20	AT	8	ARG	Sidechain
21	AU	10	ARG	Sidechain
21	AU	22	ARG	Sidechain
21	AU	9	ARG	Sidechain
22	AV	15	G	Sidechain
22	AV	29	G	Sidechain

Continued on next page...

Continued from previous page...

Mol	Chain	Res	Type	Group
22	AV	33	U	Sidechain
22	AV	4	G	Sidechain
22	AV	8	U	Sidechain
23	AX	12	A	Sidechain
24	AY	119	GLU	Sidechain
24	AY	123	ARG	Sidechain
24	AY	145	ASP	Sidechain
24	AY	170	ARG	Sidechain
24	AY	190	ASN	Sidechain
24	AY	198	GLU	Sidechain
24	AY	236	GLU	Sidechain
24	AY	31	ARG	Sidechain
24	AY	329	ARG	Sidechain
24	AY	354	ARG	Sidechain
24	AY	393	ASP	Sidechain
24	AY	473	ASP	Sidechain
24	AY	619	ASP	Sidechain
25	B0	72	ARG	Sidechain
26	B1	20	ARG	Sidechain
26	B1	61	ARG	Sidechain
26	B1	76	ARG	Sidechain
27	B2	22	GLU	Sidechain
27	B2	55	ARG	Sidechain
27	B2	56	GLN	Sidechain
27	B2	59	ARG	Sidechain
27	B2	69	ARG	Sidechain
27	B2	70	GLN	Sidechain
28	B3	29	ARG	Sidechain
28	B3	38	GLU	Sidechain
29	B4	38	LYS	Peptide
29	B4	47	GLN	Sidechain
29	B4	57	GLU	Sidechain
30	B5	51	TYR	Sidechain
30	B5	55	ARG	Sidechain
31	B6	28	ARG	Sidechain
31	B6	32	ASN	Sidechain
31	B6	37	ARG	Sidechain
32	B7	47	ARG	Sidechain
33	B8	35	GLN	Sidechain
33	B8	46	ARG	Sidechain
34	B9	18	ARG	Sidechain
34	B9	22	ARG	Sidechain

Continued on next page...

Continued from previous page...

Mol	Chain	Res	Type	Group
35	BA	1112	G	Sidechain
35	BA	1155	A	Sidechain
35	BA	1156	A	Sidechain
35	BA	1204	A	Sidechain
35	BA	1228	G	Sidechain
35	BA	1236	G	Sidechain
35	BA	1238	G	Sidechain
35	BA	1249	U	Sidechain
35	BA	1283	G	Sidechain
35	BA	1302	A	Sidechain
35	BA	1304	C	Sidechain
35	BA	1355	G	Sidechain
35	BA	1380	G	Sidechain
35	BA	1401	G	Sidechain
35	BA	1416	G	Sidechain
35	BA	1444	G	Sidechain
35	BA	1455	G	Sidechain
35	BA	1473	G	Sidechain
35	BA	1554	A	Sidechain
35	BA	1559	G	Sidechain
35	BA	1614	A	Sidechain
35	BA	1619	G	Sidechain
35	BA	1627	G	Sidechain
35	BA	1629	U	Sidechain
35	BA	1645	G	Sidechain
35	BA	1654	A	Sidechain
35	BA	1655	A	Sidechain
35	BA	1690	A	Sidechain
35	BA	1742	G	Sidechain
35	BA	1745	C	Sidechain
35	BA	1772	G	Sidechain
35	BA	1776	G	Sidechain
35	BA	178	G	Sidechain
35	BA	1791	A	Sidechain
35	BA	1797	C	Sidechain
35	BA	1822	G	Sidechain
35	BA	1827	C	Sidechain
35	BA	1858	G	Sidechain
35	BA	1860	G	Sidechain
35	BA	1920	C	Sidechain
35	BA	1926	U	Sidechain
35	BA	1929	G	Sidechain

Continued on next page...

Continued from previous page...

Mol	Chain	Res	Type	Group
35	BA	1935	G	Sidechain
35	BA	1944	U	Sidechain
35	BA	1966	A	Sidechain
35	BA	1968	G	Sidechain
35	BA	1971	A	Sidechain
35	BA	1977	A	Sidechain
35	BA	1992	G	Sidechain
35	BA	200	U	Sidechain
35	BA	2009	G	Sidechain
35	BA	2031	A	Sidechain
35	BA	2051	A	Sidechain
35	BA	2055	C	Sidechain
35	BA	2079	U	Sidechain
35	BA	2087	G	Sidechain
35	BA	2126	A	Sidechain
35	BA	2153	G	Sidechain
35	BA	2168	G	Sidechain
35	BA	2203	U	Sidechain
35	BA	2250	G	Sidechain
35	BA	2276	G	Sidechain
35	BA	2296	U	Sidechain
35	BA	2299	G	Sidechain
35	BA	2338	G	Sidechain
35	BA	2340	G	Sidechain
35	BA	2344	U	Sidechain
35	BA	2382	G	Sidechain
35	BA	2383	G	Sidechain
35	BA	2384	G	Sidechain
35	BA	2387	U	Sidechain
35	BA	2395	C	Sidechain
35	BA	2401	U	Sidechain
35	BA	2419	U	Sidechain
35	BA	2432	A	Sidechain
35	BA	2434	A	Sidechain
35	BA	2447	G	Sidechain
35	BA	2450	A	Sidechain
35	BA	2464	C	Sidechain
35	BA	2481	G	Sidechain
35	BA	2494	G	Sidechain
35	BA	2504	U	Sidechain
35	BA	2506	U	Sidechain
35	BA	2508	G	Sidechain

Continued on next page...

Continued from previous page...

Mol	Chain	Res	Type	Group
35	BA	2518	A	Sidechain
35	BA	2541	A	Sidechain
35	BA	2547	U	Sidechain
35	BA	2564	A	Sidechain
35	BA	2567	G	Sidechain
35	BA	2569	G	Sidechain
35	BA	2576	G	Sidechain
35	BA	2607	G	Sidechain
35	BA	2659	G	Sidechain
35	BA	2665	A	Sidechain
35	BA	268	C	Sidechain
35	BA	2685	G	Sidechain
35	BA	2687	U	Sidechain
35	BA	27	G	Sidechain
35	BA	271(U)	G	Sidechain
35	BA	271(Y)	U	Sidechain
35	BA	2732	G	Sidechain
35	BA	2776	A	Sidechain
35	BA	2778	A	Sidechain
35	BA	28	A	Sidechain
35	BA	2818	G	Sidechain
35	BA	2826	A	Sidechain
35	BA	2829	C	Sidechain
35	BA	2857	G	Sidechain
35	BA	306	U	Sidechain
35	BA	329	G	Sidechain
35	BA	331	A	Sidechain
35	BA	338	G	Sidechain
35	BA	34	C	Sidechain
35	BA	363(E)	U	Sidechain
35	BA	401	A	Sidechain
35	BA	45	C	Sidechain
35	BA	507	A	Sidechain
35	BA	511	U	Sidechain
35	BA	537	C	Sidechain
35	BA	558	G	Sidechain
35	BA	562	U	Sidechain
35	BA	583	G	Sidechain
35	BA	593	G	Sidechain
35	BA	600	G	Sidechain
35	BA	603	A	Sidechain
35	BA	621	A	Sidechain

Continued on next page...

Continued from previous page...

Mol	Chain	Res	Type	Group
35	BA	632	A	Sidechain
35	BA	647	G	Sidechain
35	BA	684	G	Sidechain
35	BA	686	G	Sidechain
35	BA	688	U	Sidechain
35	BA	690	G	Sidechain
35	BA	699	A	Sidechain
35	BA	715	G	Sidechain
35	BA	716	A	Sidechain
35	BA	726	G	Sidechain
35	BA	742	G	Sidechain
35	BA	776	G	Sidechain
35	BA	78	A	Sidechain
35	BA	788	A	Sidechain
35	BA	792	G	Sidechain
35	BA	83	G	Sidechain
35	BA	845	G	Sidechain
35	BA	913	U	Sidechain
35	BA	938	G	Sidechain
35	BA	945	A	Sidechain
35	BA	950	G	Sidechain
35	BA	958	U	Sidechain
35	BA	980	A	Sidechain
35	BA	984	A	Sidechain
35	BA	990	A	Sidechain
35	BA	995	C	Sidechain
36	BB	117	G	Sidechain
36	BB	21	G	Sidechain
36	BB	25	A	Sidechain
36	BB	31	C	Sidechain
36	BB	38	C	Sidechain
36	BB	51	G	Sidechain
37	BC	165	ARG	Sidechain
37	BC	188	ASP	Sidechain
37	BC	24	ASP	Sidechain
37	BC	28	ARG	Sidechain
37	BC	32	GLU	Sidechain
37	BC	54	ARG	Sidechain
38	BD	168	ARG	Sidechain
38	BD	211	ARG	Sidechain
39	BE	19	ARG	Sidechain
39	BE	36	ARG	Sidechain

Continued on next page...

Continued from previous page...

Mol	Chain	Res	Type	Group
39	BE	54	GLN	Sidechain
40	BF	119	ARG	Sidechain
40	BF	127	GLU	Sidechain
40	BF	95	ARG	Sidechain
41	BG	112	PRO	Mainchain,Peptide
41	BG	121	ASN	Sidechain
41	BG	153	ARG	Sidechain
41	BG	21	ARG	Sidechain
42	BH	101	ARG	Sidechain
42	BH	130	ARG	Sidechain
42	BH	149	ARG	Sidechain
42	BH	18	GLU	Sidechain
42	BH	47	GLU	Sidechain
42	BH	54	ARG	Sidechain
42	BH	60	ARG	Sidechain
42	BH	97	ARG	Sidechain
43	BK	42	ASN	Sidechain
43	BK	5	VAL	Peptide
43	BK	98	ARG	Sidechain
45	BN	114	ARG	Sidechain
45	BN	115	ARG	Sidechain
45	BN	97	ARG	Sidechain
46	BO	105	GLU	Sidechain
46	BO	107	ARG	Sidechain
46	BO	120	GLU	Sidechain
47	BP	15	ARG	Sidechain
47	BP	55	ARG	Sidechain
47	BP	7	ARG	Sidechain
47	BP	74	GLU	Sidechain
47	BP	9	ASN	Sidechain
48	BQ	119	ARG	Sidechain
48	BQ	25	ASP	Sidechain
48	BQ	6	ARG	Sidechain
49	BR	102	GLU	Sidechain
49	BR	88	ARG	Sidechain
50	BS	106	ARG	Sidechain
50	BS	13	ARG	Sidechain
50	BS	20	ARG	Sidechain
50	BS	30	ARG	Sidechain
50	BS	38	GLN	Sidechain
50	BS	71	ARG	Sidechain
51	BT	103	ARG	Sidechain

Continued on next page...

Continued from previous page...

Mol	Chain	Res	Type	Group
51	BT	123	GLN	Sidechain
51	BT	125	ARG	Sidechain
51	BT	41	ARG	Sidechain
51	BT	58	ASN	Sidechain
51	BT	74	ARG	Sidechain
52	BU	33	ARG	Sidechain
52	BU	66	ASN	Sidechain
52	BU	71	GLN	Sidechain
52	BU	91	ASP	Sidechain
53	BV	15	GLU	Sidechain
53	BV	53	GLU	Sidechain
54	BW	33	ARG	Sidechain
54	BW	60	ASN	Sidechain
54	BW	68	ARG	Sidechain
54	BW	8	ARG	Sidechain
55	BX	68	ARG	Sidechain
55	BX	76	ARG	Sidechain
56	BY	29	GLU	Sidechain
56	BY	50	ARG	Sidechain
56	BY	57	GLN	Sidechain
57	BZ	30	ASN	Sidechain
57	BZ	72	ARG	Sidechain
57	BZ	77	ASP	Sidechain
57	BZ	80	ARG	Sidechain

5.2 Too-close contacts

In the following table, the Non-H and H(model) columns list the number of non-hydrogen atoms and hydrogen atoms in the chain respectively. The H(added) column lists the number of hydrogen atoms added and optimized by MolProbity. The Clashes column lists the number of clashes within the asymmetric unit, whereas Symm-Clashes lists symmetry related clashes.

Mol	Chain	Non-H	H(model)	H(added)	Clashes	Symm-Clashes
1	AA	32329	0	16041	1544	0
2	AB	1900	0	1951	244	0
3	AC	1612	0	1677	208	0
4	AD	1703	0	1767	205	0
5	AE	1146	0	1207	140	0
6	AF	843	0	857	95	0
7	AG	1257	0	1296	119	0
8	AH	1116	0	1177	110	0
9	AI	1010	0	1037	142	0

Continued on next page...

Continued from previous page...

Mol	Chain	Non-H	H(model)	H(added)	Clashes	Symm-Clashes
10	AJ	794	0	840	185	0
11	AK	885	0	904	92	0
12	AL	970	0	1057	144	0
13	AM	987	0	1059	139	0
14	AN	492	0	533	78	0
15	AO	734	0	771	74	0
16	AP	700	0	720	83	0
17	AQ	823	0	891	68	0
18	AR	574	0	644	77	0
19	AS	629	0	652	116	0
20	AT	763	0	861	112	0
21	AU	208	0	221	28	0
22	AV	1640	0	831	100	0
23	AX	230	0	114	17	0
24	AY	5214	0	5288	791	0
25	B0	662	0	688	91	0
26	B1	731	0	808	116	0
27	B2	598	0	653	94	0
28	B3	467	0	523	53	0
29	B4	450	0	449	93	0
30	B5	459	0	480	98	0
31	B6	433	0	461	148	0
32	B7	418	0	467	58	0
33	B8	507	0	576	103	0
34	B9	307	0	338	35	0
35	BA	62474	0	31032	3281	0
36	BB	2551	0	1281	164	0
37	BC	1742	0	1798	171	0
38	BD	2145	0	2234	305	0
39	BE	1563	0	1629	246	0
40	BF	1623	0	1677	283	0
41	BG	1474	0	1535	287	0
42	BH	1268	0	1337	232	0
43	BK	1025	0	1066	177	0
44	BL	477	0	509	14	0
45	BN	1104	0	1180	202	0
46	BO	933	0	996	124	0
47	BP	1114	0	1187	295	0
48	BQ	1122	0	1179	166	0
49	BR	960	0	1021	158	0
50	BS	770	0	832	168	0
51	BT	1141	0	1202	228	0

Continued on next page...

Continued from previous page...

Mol	Chain	Non-H	H(model)	H(added)	Clashes	Symm-Clashes
52	BU	958	0	1015	170	0
53	BV	779	0	852	148	0
54	BW	896	0	953	103	0
55	BX	725	0	778	93	0
56	BY	810	0	901	186	0
57	BZ	1467	0	1492	230	0
58	AY	37	0	47	12	0
59	AY	28	0	12	7	0
All	All	152777	0	105584	12189	0

The all-atom clashscore is defined as the number of clashes found per 1000 atoms (including hydrogen atoms). The all-atom clashscore for this structure is 47.

All (12189) close contacts within the same asymmetric unit are listed below, sorted by their clash magnitude.

Atom-1	Atom-2	Interatomic distance (Å)	Clash overlap (Å)
1:AA:509:A:H5'	1:AA:510:A:OP2	1.26	1.30
24:AY:496:LYS:HE2	24:AY:498:ILE:CD1	1.66	1.25
53:BV:15:GLU:HB3	53:BV:16:PRO:HD2	1.23	1.20
41:BG:63:ILE:HA	41:BG:143:GLU:HG3	1.22	1.19
35:BA:996:A:H4'	52:BU:92:ARG:HE	1.01	1.18
35:BA:925:C:H2'	35:BA:926:A:H5''	1.24	1.18
39:BE:36:ARG:HG2	39:BE:36:ARG:HH11	1.07	1.17
1:AA:1003:G:H2'	1:AA:1004:A:H4'	1.19	1.17
35:BA:1503:U:H2'	35:BA:1504:C:H6	1.07	1.16
55:BX:12:VAL:HB	55:BX:17:ALA:HB1	1.23	1.16
1:AA:793:U:H3'	1:AA:794:A:H5''	1.25	1.16
50:BS:13:ARG:HG3	50:BS:14:VAL:H	1.03	1.16
24:AY:546:ILE:HG23	24:AY:590:ILE:HG13	1.26	1.16
37:BC:118:PRO:HA	37:BC:121:MET:CG	1.73	1.16
40:BF:53:THR:HG22	40:BF:56:GLU:HG3	1.22	1.14
4:AD:49:ARG:HE	4:AD:49:ARG:HA	1.03	1.14
1:AA:697:U:H2'	1:AA:698:G:H5'	1.23	1.14
7:AG:41:ARG:HH11	7:AG:41:ARG:HG2	1.02	1.13
42:BH:98:LEU:HB2	42:BH:125:VAL:HG21	1.25	1.13
56:BY:28:LYS:HB3	56:BY:37:VAL:HB	1.24	1.13
2:AB:185:ILE:HG22	2:AB:199:TYR:HB2	1.25	1.13
42:BH:16:SER:HB2	42:BH:27:LYS:HB2	1.30	1.13
45:BN:9:VAL:HG11	45:BN:39:ARG:HH22	1.02	1.13
41:BG:68:PRO:HA	41:BG:92:VAL:HG12	1.27	1.12
22:AV:17:C:H5''	22:AV:17(A):U:H6	1.12	1.12

Continued on next page...

Continued from previous page...

Atom-1	Atom-2	Interatomic distance (Å)	Clash overlap (Å)
35:BA:1378:A:O2'	35:BA:1379:A:H5''	1.48	1.12
55:BX:12:VAL:HG23	55:BX:13:LEU:H	1.14	1.11
40:BF:40:GLN:HE22	40:BF:182:ASN:HB2	1.06	1.11
26:B1:81:LYS:HE2	35:BA:271(H):G:H4'	1.32	1.11
35:BA:2133:G:H2'	35:BA:2157:G:H22	1.14	1.11
35:BA:1747(A):G:H2'	35:BA:1748:G:H5''	1.19	1.11
49:BR:99:LYS:HD3	49:BR:99:LYS:H	1.05	1.11
24:AY:409:ILE:HD11	24:AY:654:GLY:HA2	1.25	1.10
31:B6:10:LEU:CD2	31:B6:10:LEU:H	1.61	1.10
31:B6:5:VAL:HG23	35:BA:2283:C:H5'	1.32	1.10
43:BK:99:ILE:HG23	43:BK:103:GLN:HB2	1.30	1.10
43:BK:115:LEU:HD22	43:BK:126:MET:HE2	1.28	1.10
35:BA:1845:G:H2'	35:BA:1846:G:H5''	1.28	1.10
1:AA:1238:A:H5'	1:AA:1336:C:H41	1.08	1.10
10:AJ:6:ILE:HD11	10:AJ:72:VAL:CB	1.82	1.10
22:AV:17:C:H5''	22:AV:17(A):U:C6	1.85	1.10
35:BA:2473:U:H3'	35:BA:2474:C:H5''	1.12	1.10
39:BE:131:ALA:HB3	39:BE:134:ILE:HD11	1.32	1.10
1:AA:1321:C:H3'	1:AA:1322:C:H5''	1.28	1.09
41:BG:77:ILE:HG22	41:BG:80:PHE:H	1.08	1.09
38:BD:263:ARG:HB2	38:BD:263:ARG:HH11	1.05	1.09
2:AB:165:VAL:HG23	2:AB:166:ASP:H	1.14	1.09
35:BA:612:C:H2'	35:BA:613:G:H5''	1.33	1.09
35:BA:1747(A):G:C2'	35:BA:1748:G:H5''	1.80	1.09
40:BF:154:VAL:HG22	40:BF:191:ARG:HB3	1.22	1.09
57:BZ:151:HIS:HA	57:BZ:171:ILE:HG23	1.33	1.09
42:BH:17:VAL:HG11	42:BH:50:VAL:HG21	1.31	1.09
24:AY:196:ILE:O	24:AY:197:ARG:HB2	1.50	1.09
18:AR:37:VAL:HG23	18:AR:38:GLU:H	1.11	1.08
35:BA:2572:A:H5'	35:BA:2574:G:H4'	1.35	1.08
56:BY:76:CYS:SG	56:BY:77:PRO:HD2	1.91	1.08
27:B2:69:ARG:HH22	35:BA:111:A:H4'	1.12	1.08
10:AJ:6:ILE:CD1	10:AJ:72:VAL:HB	1.83	1.08
51:BT:65:LYS:HE3	51:BT:66:VAL:H	1.15	1.08
35:BA:272(J):C:H3'	35:BA:274:G:H5''	1.32	1.08
35:BA:1884:A:H2'	35:BA:1885:A:H5''	1.35	1.08
35:BA:286:C:H6	35:BA:286:C:H5'	1.17	1.08
13:AM:96:LEU:HB3	13:AM:97:PRO:HD2	1.16	1.07
35:BA:1203:G:H4'	47:BP:7:ARG:HD2	1.34	1.07
24:AY:85:PRO:HA	24:AY:94:VAL:HG22	1.27	1.07
24:AY:496:LYS:HE2	24:AY:498:ILE:HD11	1.35	1.07

Continued on next page...

Continued from previous page...

Atom-1	Atom-2	Interatomic distance (Å)	Clash overlap (Å)
40:BF:53:THR:HG23	40:BF:55:GLY:N	1.69	1.07
35:BA:212:G:H8	35:BA:212:G:H5'	0.97	1.07
39:BE:59:VAL:HG11	39:BE:63:LEU:HG	1.31	1.07
1:AA:979:C:H3'	1:AA:980:C:H5''	1.07	1.07
35:BA:2012:G:H4'	54:BW:96:ILE:HD11	1.33	1.07
47:BP:59:LEU:HA	47:BP:61:ARG:NE	1.70	1.07
45:BN:48:MET:CE	45:BN:48:MET:H	1.68	1.07
35:BA:903:C:H2'	35:BA:904:C:H5''	1.33	1.07
55:BX:35:THR:HG22	55:BX:37:THR:H	1.20	1.06
40:BF:84:VAL:HG12	40:BF:85:GLY:H	1.20	1.06
35:BA:142:A:H1'	35:BA:1408:C:H1'	1.37	1.06
31:B6:10:LEU:HD23	31:B6:10:LEU:H	0.94	1.06
35:BA:212:G:C8	35:BA:212:G:H5'	1.89	1.06
58:AY:701:FUA:H202	58:AY:701:FUA:H5	1.09	1.06
3:AC:70:VAL:HG12	3:AC:72:LYS:H	0.91	1.06
42:BH:157:TYR:HE1	42:BH:171:LEU:CD2	1.67	1.06
35:BA:965:C:H5'	35:BA:2273:A:H1'	1.35	1.06
26:B1:76:ARG:HH12	26:B1:95:LEU:HD22	1.19	1.05
23:AX:13:A:C3'	23:AX:14:A:H5''	1.85	1.05
37:BC:118:PRO:HA	37:BC:121:MET:HG2	1.10	1.05
22:AV:21:A:H61	22:AV:46:G:H2'	1.17	1.05
24:AY:119:GLU:O	24:AY:121:VAL:HG22	1.55	1.05
1:AA:979:C:C3'	1:AA:980:C:H5''	1.85	1.05
43:BK:93:ARG:NH1	43:BK:94:GLU:HB2	1.71	1.05
40:BF:53:THR:HG23	40:BF:55:GLY:H	0.88	1.05
35:BA:272(I):U:O4	35:BA:363(A):A:N1	1.89	1.05
12:AL:38:THR:HG23	12:AL:39:VAL:HG23	1.36	1.04
23:AX:13:A:H3'	23:AX:14:A:H5''	1.38	1.04
2:AB:168:THR:HG23	2:AB:192:SER:HB3	1.39	1.04
42:BH:157:TYR:CE1	42:BH:171:LEU:HD22	1.91	1.04
55:BX:11:PRO:HA	55:BX:28:PHE:HB3	1.36	1.04
41:BG:133:LEU:HD11	41:BG:157:ILE:HD12	1.36	1.04
2:AB:223:ILE:HG12	2:AB:226:ARG:NH2	1.72	1.04
24:AY:496:LYS:HE2	24:AY:498:ILE:HD13	1.38	1.04
35:BA:2476:A:H2'	35:BA:2477:C:H5''	1.40	1.04
35:BA:272(H):C:H2'	35:BA:272(I):U:H5''	1.38	1.03
27:B2:3:LEU:HD22	27:B2:7:ARG:HH12	1.21	1.03
50:BS:24:LEU:HB3	50:BS:85:VAL:HG12	1.38	1.03
24:AY:428:LEU:HD13	24:AY:440:VAL:HG11	1.38	1.03
35:BA:2110:G:O2'	35:BA:2120:G:H5'	1.58	1.03
40:BF:192:LEU:HD21	40:BF:194:MET:HG3	1.36	1.03

Continued on next page...

Continued from previous page...

Atom-1	Atom-2	Interatomic distance (Å)	Clash overlap (Å)
24:AY:238:THR:HG22	24:AY:241:GLU:HG2	1.05	1.03
47:BP:55:ARG:HG2	47:BP:56:SER:H	1.20	1.03
35:BA:1818:U:H5''	38:BD:157:ARG:HB2	1.40	1.03
48:BQ:110:THR:HG23	48:BQ:113:GLN:HG3	1.39	1.03
40:BF:3:GLU:HA	40:BF:24:LEU:HG	1.40	1.03
24:AY:490:PRO:HG3	24:AY:516:PRO:HD2	1.40	1.03
24:AY:21:ILE:HD13	24:AY:21:ILE:H	1.22	1.03
47:BP:85:LEU:HD23	47:BP:85:LEU:H	1.16	1.03
10:AJ:75:ILE:HG13	10:AJ:76:ASN:H	1.16	1.03
38:BD:34:VAL:HG23	38:BD:35:LYS:H	1.23	1.03
57:BZ:28:MET:HB3	57:BZ:88:PHE:HB2	1.36	1.02
35:BA:2645:G:H4'	35:BA:2732:G:O2'	1.59	1.02
10:AJ:8:LEU:HD23	10:AJ:96:ILE:HG22	1.40	1.02
22:AV:46:G:H4'	22:AV:47:U:H5	1.20	1.02
42:BH:41:MET:CG	42:BH:43:VAL:HG13	1.89	1.02
35:BA:272(G):C:H2'	35:BA:272(H):C:H5''	1.37	1.02
5:AE:87:SER:HB3	5:AE:131:ILE:HD13	1.35	1.02
39:BE:111:ARG:HA	49:BR:2:ARG:HB3	1.39	1.02
35:BA:2796:U:H3'	35:BA:2799:C:H5'	1.42	1.02
28:B3:8:LEU:HD22	28:B3:31:LEU:HD23	1.38	1.02
35:BA:2310:A:O2'	35:BA:2311:A:H5'	1.60	1.02
24:AY:637:ARG:HG3	24:AY:637:ARG:HH11	1.22	1.02
50:BS:106:ARG:HB3	50:BS:106:ARG:HH11	1.23	1.01
35:BA:1803:A:O3'	38:BD:259:THR:HG21	1.60	1.01
52:BU:20:LEU:HD22	52:BU:20:LEU:H	1.24	1.01
35:BA:1301:A:O2'	35:BA:1302:A:H2'	1.58	1.01
1:AA:975:A:H4'	1:AA:976:G:H5''	1.40	1.01
43:BK:68:VAL:HG12	43:BK:70:LYS:NZ	1.75	1.01
24:AY:238:THR:HG22	24:AY:241:GLU:CG	1.89	1.01
42:BH:171:LEU:HD23	42:BH:171:LEU:C	1.78	1.01
35:BA:2444:G:OP2	40:BF:68:LYS:HE2	1.59	1.01
35:BA:27:G:H22	35:BA:512:G:H2'	1.24	1.01
9:AI:4:TYR:HB2	9:AI:19:LEU:HB2	1.40	1.01
19:AS:14:HIS:HD2	19:AS:15:LEU:HD23	1.25	1.01
40:BF:64:ILE:HD11	40:BF:65:TRP:CE2	1.96	1.01
41:BG:64:THR:HG23	41:BG:66:GLN:H	1.26	1.00
50:BS:65:VAL:O	50:BS:69:VAL:HG12	1.60	1.00
35:BA:1814:G:H3'	35:BA:1815:A:H5''	1.41	1.00
35:BA:1503:U:H2'	35:BA:1504:C:C6	1.95	1.00
30:B5:44:THR:HG21	49:BR:101:ALA:HB2	1.42	1.00
47:BP:30:THR:HG22	47:BP:31:ALA:H	1.25	1.00

Continued on next page...

Continued from previous page...

Atom-1	Atom-2	Interatomic distance (Å)	Clash overlap (Å)
1:AA:1128:C:C2'	1:AA:1129:C:H5''	1.91	1.00
40:BF:157:VAL:CG2	40:BF:194:MET:HG2	1.90	1.00
39:BE:36:ARG:HH11	39:BE:36:ARG:CG	1.73	1.00
1:AA:656:C:H4'	15:AO:62:GLN:HE22	1.26	1.00
1:AA:1128:C:H2'	1:AA:1129:C:H5''	1.43	1.00
5:AE:7:GLU:HG2	5:AE:112:LEU:HD22	1.39	1.00
57:BZ:171:ILE:HG13	57:BZ:172:ALA:N	1.73	1.00
40:BF:8:GLN:HB3	40:BF:126:VAL:HA	1.40	1.00
18:AR:29:PHE:HD2	18:AR:29:PHE:H	1.09	1.00
35:BA:612:C:C2'	35:BA:613:G:H5''	1.92	0.99
42:BH:157:TYR:HE1	42:BH:171:LEU:HD21	1.25	0.99
40:BF:84:VAL:HG12	40:BF:85:GLY:N	1.72	0.99
35:BA:1899:G:N2	35:BA:1902:C:H41	1.58	0.99
35:BA:211:A:C2'	35:BA:212:G:H5''	1.92	0.99
37:BC:191:ARG:HH11	37:BC:191:ARG:HG3	1.25	0.99
41:BG:172:LEU:HD23	41:BG:176:LEU:HD11	1.43	0.99
41:BG:59:GLU:HA	41:BG:62:LEU:HD13	1.42	0.99
38:BD:35:LYS:HD2	38:BD:36:PRO:N	1.78	0.99
47:BP:102:ARG:HB3	47:BP:102:ARG:NH1	1.77	0.99
2:AB:172:ILE:HD12	2:AB:172:ILE:H	1.24	0.99
28:B3:29:ARG:HB2	28:B3:29:ARG:HH11	1.25	0.99
35:BA:806:C:OP2	47:BP:39:LYS:HD3	1.62	0.99
4:AD:96:LEU:H	4:AD:96:LEU:HD22	1.27	0.99
24:AY:427:ALA:HB1	24:AY:466:LEU:HD11	1.45	0.99
42:BH:137:ASP:HB2	42:BH:140:LYS:HD2	1.44	0.99
35:BA:1541:G:H4'	35:BA:1542:A:O5'	1.59	0.99
43:BK:106:GLU:HA	43:BK:109:LYS:HD3	1.41	0.99
39:BE:107:THR:O	39:BE:190:GLY:HA2	1.63	0.98
24:AY:628:ARG:HH12	24:AY:680:PRO:HG2	1.25	0.98
28:B3:17:LYS:HG2	35:BA:969:U:OP1	1.62	0.98
42:BH:12:PRO:HD3	42:BH:49:VAL:HG12	1.41	0.98
55:BX:24:GLY:O	55:BX:82:GLN:HA	1.62	0.98
41:BG:77:ILE:HG22	41:BG:80:PHE:N	1.79	0.98
40:BF:157:VAL:HG21	40:BF:194:MET:HG2	1.45	0.98
3:AC:70:VAL:HG12	3:AC:72:LYS:N	1.76	0.98
35:BA:621:A:H2'	35:BA:622:G:H5'	1.44	0.98
24:AY:276:VAL:HA	24:AY:280:LEU:HD23	1.44	0.98
37:BC:138:LEU:HD22	37:BC:139:PRO:HD2	1.45	0.98
35:BA:1043:C:H2'	35:BA:1044:G:H5''	1.46	0.98
42:BH:157:TYR:CE1	42:BH:171:LEU:CD2	2.43	0.98
35:BA:2523:G:H2'	35:BA:2524:G:H5''	1.43	0.98

Continued on next page...

Continued from previous page...

Atom-1	Atom-2	Interatomic distance (Å)	Clash overlap (Å)
41:BG:82:LEU:HD11	41:BG:87:PRO:HB3	1.43	0.97
36:BB:112:U:H2'	36:BB:113:G:H8	1.29	0.97
35:BA:1845:G:C2'	35:BA:1846:G:H5''	1.95	0.97
47:BP:41:ARG:HH11	47:BP:41:ARG:HA	1.24	0.97
1:AA:80:G:H3'	1:AA:81:U:H5'	1.47	0.97
13:AM:96:LEU:HB3	13:AM:97:PRO:CD	1.93	0.97
40:BF:24:LEU:HB3	40:BF:25:PRO:HD2	1.46	0.97
10:AJ:8:LEU:CD2	10:AJ:96:ILE:HG22	1.93	0.97
35:BA:1142(A):A:C2'	35:BA:1143:A:H5''	1.95	0.97
46:BO:111:PHE:HB3	46:BO:114:ILE:HD13	1.44	0.97
35:BA:1884:A:C2'	35:BA:1885:A:H5''	1.95	0.97
25:B0:7:LEU:HD12	48:BQ:85:LYS:HE2	1.44	0.97
38:BD:70:TRP:CH2	38:BD:150:LYS:HA	1.99	0.97
41:BG:76:SER:CB	41:BG:83:ARG:HB3	1.95	0.97
12:AL:20:LYS:HD3	12:AL:20:LYS:H	1.27	0.97
47:BP:27:HIS:HD2	47:BP:28:GLY:N	1.61	0.97
41:BG:97:ASP:H	41:BG:100:TRP:HD1	1.12	0.97
55:BX:27:THR:HB	55:BX:80:ILE:HG22	1.44	0.97
3:AC:90:GLU:O	3:AC:93:LYS:HB3	1.65	0.97
35:BA:2138:C:H2'	35:BA:2139:C:H6	1.25	0.97
53:BV:45:THR:O	53:BV:46:VAL:HG12	1.62	0.97
31:B6:5:VAL:CG2	35:BA:2283:C:H5'	1.95	0.97
58:AY:701:FUA:C20	58:AY:701:FUA:H5	1.94	0.97
35:BA:2262:U:H2'	35:BA:2263:C:H5'	1.46	0.97
24:AY:409:ILE:CD1	24:AY:654:GLY:HA2	1.95	0.96
27:B2:15:LYS:O	27:B2:16:LEU:HD23	1.65	0.96
52:BU:90:VAL:HG21	53:BV:47:VAL:HG21	1.47	0.96
35:BA:2811:G:OP1	39:BE:60:ASN:HB2	1.64	0.96
3:AC:16:ARG:HH11	3:AC:16:ARG:HB2	1.30	0.96
37:BC:118:PRO:CA	37:BC:121:MET:HG2	1.94	0.96
46:BO:114:ILE:HD12	46:BO:114:ILE:H	1.29	0.96
16:AP:20:VAL:HG21	16:AP:32:TYR:HB2	1.44	0.96
45:BN:46:VAL:HG13	45:BN:48:MET:HE2	1.48	0.96
38:BD:32:SER:O	38:BD:36:PRO:HG3	1.66	0.96
35:BA:2732:G:H3'	35:BA:2733:A:H5'	1.46	0.96
30:B5:55:ARG:HH22	49:BR:33:ARG:HD2	1.28	0.96
1:AA:1356:G:H2'	1:AA:1357:A:C8	2.01	0.96
53:BV:62:LEU:HD21	53:BV:95:LEU:HB2	1.48	0.96
49:BR:73:VAL:O	49:BR:76:VAL:HG12	1.66	0.95
47:BP:55:ARG:HG2	47:BP:56:SER:N	1.74	0.95
1:AA:1116:C:H2'	1:AA:1117:G:H5''	1.46	0.95

Continued on next page...

Continued from previous page...

Atom-1	Atom-2	Interatomic distance (Å)	Clash overlap (Å)
30:B5:16:ARG:HH11	30:B5:16:ARG:HG2	1.29	0.95
1:AA:1452:C:H1'	1:AA:1456:G:N2	1.79	0.95
38:BD:134:ARG:HG3	38:BD:135:PHE:HD1	1.25	0.95
2:AB:22:LYS:HA	2:AB:22:LYS:HE2	1.46	0.95
57:BZ:53:ILE:HG22	57:BZ:71:VAL:HB	1.48	0.95
18:AR:58:LEU:HB3	18:AR:62:GLU:HB3	1.48	0.95
19:AS:15:LEU:HD21	19:AS:33:THR:OG1	1.67	0.95
33:B8:56:GLU:HA	33:B8:59:LYS:NZ	1.80	0.95
4:AD:114:ARG:HH11	4:AD:114:ARG:HG3	1.31	0.95
35:BA:195:A:OP1	47:BP:46:LYS:HE2	1.65	0.95
35:BA:925:C:C2'	35:BA:926:A:H5''	1.97	0.95
33:B8:33:ASN:HD22	33:B8:33:ASN:H	1.15	0.95
35:BA:2103:C:H2'	35:BA:2104:G:H5''	1.49	0.95
17:AQ:47:PRO:HG2	17:AQ:48:GLU:OE2	1.67	0.95
35:BA:2133:G:H2'	35:BA:2157:G:N2	1.80	0.95
35:BA:211:A:H2'	35:BA:212:G:H5''	1.49	0.95
35:BA:212:G:C5'	35:BA:212:G:H8	1.80	0.95
24:AY:416:LYS:HD3	24:AY:417:THR:H	1.32	0.95
15:AO:82:ILE:HD13	15:AO:82:ILE:C	1.86	0.95
20:AT:23:ARG:O	20:AT:27:LYS:HB2	1.67	0.95
43:BK:6:ALA:HB3	43:BK:59:ILE:HG22	1.48	0.95
50:BS:13:ARG:HG3	50:BS:14:VAL:N	1.79	0.95
58:AY:701:FUA:C5	58:AY:701:FUA:H202	1.94	0.95
35:BA:1658:C:H2'	35:BA:1659:U:H6	1.32	0.94
43:BK:7:VAL:O	43:BK:7:VAL:HG13	1.67	0.94
1:AA:1502:A:H2	1:AA:1505:G:H1	1.05	0.94
35:BA:1826:G:H4'	38:BD:242:ARG:HH21	1.32	0.94
47:BP:7:ARG:HB3	47:BP:8:PRO:HD3	1.46	0.94
35:BA:1782:C:H1'	35:BA:2609:U:H5'	1.45	0.94
43:BK:77:LEU:HD23	43:BK:77:LEU:H	1.32	0.94
3:AC:152:ILE:HG22	3:AC:167:TRP:HA	1.50	0.94
31:B6:8:LYS:HZ1	35:BA:2285:C:H5	1.07	0.94
1:AA:1323:G:H2'	1:AA:1324:A:C8	2.02	0.94
48:BQ:110:THR:CG2	48:BQ:113:GLN:HG3	1.97	0.94
3:AC:52:LEU:HD23	3:AC:52:LEU:H	1.31	0.94
35:BA:1242:A:H5'	35:BA:1243:G:OP2	1.68	0.94
5:AE:101:ILE:HD11	5:AE:119:LEU:HD22	1.47	0.94
35:BA:2473:U:H3'	35:BA:2474:C:C5'	1.98	0.94
35:BA:1658:C:H2'	35:BA:1659:U:C6	2.03	0.94
35:BA:2742:C:O2'	35:BA:2743:C:H5'	1.66	0.94
51:BT:38:ASN:C	51:BT:38:ASN:HD22	1.66	0.93

Continued on next page...

Continued from previous page...

Atom-1	Atom-2	Interatomic distance (Å)	Clash overlap (Å)
35:BA:1517:G:H5'	35:BA:1517:G:H8	1.32	0.93
1:AA:1054:C:O2'	1:AA:1055:A:H5''	1.68	0.93
1:AA:509:A:C5'	1:AA:510:A:OP2	2.16	0.93
35:BA:2308:G:N7	35:BA:2310:A:H5'	1.83	0.93
10:AJ:92:THR:HG23	10:AJ:93:GLY:H	1.33	0.93
45:BN:133:GLN:HG2	45:BN:135:PRO:HD3	1.51	0.93
30:B5:2:ALA:HA	35:BA:2015:A:H1'	1.49	0.93
50:BS:89:ARG:HG3	50:BS:92:TYR:CA	1.98	0.93
24:AY:238:THR:CG2	24:AY:241:GLU:HG2	1.97	0.93
35:BA:2425:A:H5'	35:BA:2427:C:O4'	1.69	0.93
31:B6:10:LEU:HD23	31:B6:10:LEU:N	1.79	0.93
40:BF:167:ALA:HB1	40:BF:173:VAL:HG11	1.51	0.93
35:BA:813:U:H2'	35:BA:814:C:C6	2.04	0.93
39:BE:116:VAL:O	39:BE:117:MET:HB3	1.67	0.93
31:B6:43:CYS:CB	31:B6:44:ARG:HH21	1.82	0.93
1:AA:686:U:HO2'	1:AA:687:A:H8	0.96	0.93
24:AY:33:LEU:HD23	24:AY:360:ALA:HB2	1.51	0.93
50:BS:15:ARG:HB3	50:BS:18:ILE:HD11	1.47	0.93
13:AM:97:PRO:HA	13:AM:110:ARG:HD3	1.48	0.93
10:AJ:48:THR:HA	10:AJ:62:HIS:HB3	1.50	0.93
24:AY:35:TYR:OH	24:AY:266:ASN:HB3	1.69	0.93
24:AY:555:LEU:HD11	24:AY:599:PRO:HB2	1.51	0.93
38:BD:44:ASN:HB3	38:BD:49:ILE:HA	1.48	0.93
19:AS:50:ALA:HB1	19:AS:57:HIS:HB3	1.50	0.93
35:BA:1059:G:H2'	35:BA:1060:U:C5	2.04	0.93
35:BA:2524:G:H5'	35:BA:2524:G:H8	1.35	0.92
13:AM:15:VAL:HG12	13:AM:45:VAL:HG22	1.51	0.92
43:BK:77:LEU:HD12	43:BK:107:ILE:HG23	1.50	0.92
35:BA:107:C:H2'	35:BA:108:U:H6	1.33	0.92
35:BA:900:A:H8	35:BA:900:A:H5'	1.32	0.92
26:B1:46:LEU:HB3	26:B1:63:ALA:HA	1.50	0.92
4:AD:129:ASN:HD21	4:AD:145:GLU:H	1.16	0.92
36:BB:7:G:H2'	36:BB:8:U:H5''	1.51	0.92
47:BP:38:GLN:HG3	47:BP:39:LYS:H	1.35	0.92
56:BY:46:LYS:H	56:BY:62:GLU:HB2	1.35	0.92
4:AD:49:ARG:CA	4:AD:49:ARG:HE	1.80	0.92
51:BT:28:VAL:HG22	51:BT:46:GLU:HA	1.52	0.92
24:AY:491:VAL:HG11	24:AY:596:LYS:HD3	1.51	0.92
35:BA:1539:G:C2	35:BA:1540:U:H1'	2.04	0.92
50:BS:49:VAL:HG12	50:BS:50:SER:H	1.35	0.92
38:BD:134:ARG:HG3	38:BD:135:PHE:CD1	2.04	0.92

Continued on next page...

Continued from previous page...

Atom-1	Atom-2	Interatomic distance (Å)	Clash overlap (Å)
26:B1:86:SER:HB3	26:B1:89:GLU:HB2	1.51	0.92
56:BY:7:VAL:HB	56:BY:8:LYS:HD2	1.51	0.92
50:BS:95:HIS:CG	50:BS:96:GLY:H	1.87	0.91
36:BB:65:C:N4	36:BB:109:C:H2'	1.85	0.91
35:BA:1845:G:H2'	35:BA:1846:G:C5'	2.01	0.91
53:BV:6:LYS:O	53:BV:37:VAL:HG21	1.71	0.91
57:BZ:69:THR:HG22	57:BZ:90:VAL:HA	1.49	0.91
24:AY:517:LEU:HD23	24:AY:521:SER:HB3	1.53	0.91
1:AA:980:C:H5	1:AA:981:U:C2	1.89	0.91
43:BK:93:ARG:HB2	57:BZ:112:ARG:HH21	1.34	0.91
35:BA:2761:G:H2'	35:BA:2762:G:H5''	1.49	0.91
1:AA:1238:A:H5'	1:AA:1336:C:N4	1.85	0.91
2:AB:223:ILE:HG12	2:AB:226:ARG:CZ	2.01	0.91
36:BB:66:A:H61	36:BB:108:U:H2'	1.33	0.91
1:AA:625:G:H4'	16:AP:16:HIS:CD2	2.05	0.91
35:BA:666:G:H4'	47:BP:49:ARG:HH21	1.33	0.91
51:BT:134:GLU:O	51:BT:135:ALA:HB2	1.70	0.91
38:BD:9:TYR:C	38:BD:10:THR:HG22	1.91	0.91
35:BA:279:C:H3'	35:BA:280:C:H5''	1.52	0.91
40:BF:64:ILE:HD11	40:BF:65:TRP:CZ2	2.05	0.91
3:AC:206:GLU:HG2	3:AC:207:VAL:H	1.36	0.91
10:AJ:49:VAL:HG23	14:AN:41:ARG:HB2	1.51	0.91
22:AV:17:C:H6	22:AV:17(A):U:H5	1.11	0.91
1:AA:1261:A:H2'	1:AA:1262:C:H5'	1.53	0.91
37:BC:201:LYS:HE3	37:BC:209:PHE:HB2	1.52	0.91
1:AA:1251:A:H2'	1:AA:1252:A:C8	2.06	0.91
1:AA:697:U:C2'	1:AA:698:G:H5'	2.01	0.91
57:BZ:4:ARG:HH12	57:BZ:66:SER:HB2	1.36	0.91
40:BF:40:GLN:NE2	40:BF:182:ASN:HB2	1.85	0.90
35:BA:2463:C:O2'	35:BA:2464:C:H5'	1.71	0.90
56:BY:86:ARG:HB3	56:BY:88:LYS:HZ2	1.37	0.90
1:AA:662:G:H2'	1:AA:663:A:C8	2.06	0.90
33:B8:48:PHE:O	33:B8:49:VAL:HG13	1.71	0.90
35:BA:1494:A:C2'	35:BA:1495:A:H5''	2.00	0.90
39:BE:38:THR:HB	39:BE:41:LYS:HG2	1.52	0.90
35:BA:666:G:H4'	47:BP:49:ARG:NH2	1.86	0.90
35:BA:192:C:H2'	35:BA:193:U:H5'	1.52	0.90
2:AB:44:LEU:H	2:AB:44:LEU:HD12	1.35	0.90
51:BT:27:THR:O	51:BT:28:VAL:HG23	1.71	0.90
35:BA:2787:C:H1'	39:BE:61:ARG:HG3	1.51	0.90
33:B8:56:GLU:HA	33:B8:59:LYS:HZ1	1.35	0.90

Continued on next page...

Continued from previous page...

Atom-1	Atom-2	Interatomic distance (Å)	Clash overlap (Å)
38:BD:76:PRO:HG2	38:BD:98:VAL:HG21	1.53	0.90
35:BA:2756:U:H4'	35:BA:2757:A:OP1	1.68	0.90
24:AY:157:LEU:HD23	24:AY:157:LEU:H	1.35	0.90
49:BR:84:ALA:HB3	49:BR:85:PRO:HD3	1.51	0.90
24:AY:423:LYS:HB3	24:AY:472:VAL:HG22	1.53	0.90
35:BA:2240:C:O2'	35:BA:2241:A:H5'	1.71	0.90
40:BF:155:LEU:HA	40:BF:174:VAL:HB	1.52	0.90
56:BY:79:CYS:SG	56:BY:80:GLY:N	2.45	0.90
24:AY:84:THR:H	24:AY:85:PRO:HD2	1.35	0.90
35:BA:1494:A:O2'	35:BA:1495:A:H5''	1.71	0.90
29:B4:48:ARG:O	29:B4:48:ARG:HG2	1.70	0.90
41:BG:135:LEU:HD11	41:BG:155:MET:CG	2.02	0.90
35:BA:2287:A:H62	35:BA:2344:U:H3	1.14	0.90
42:BH:43:VAL:HG11	42:BH:52:VAL:HA	1.53	0.90
38:BD:44:ASN:CB	38:BD:49:ILE:HA	2.00	0.90
35:BA:674:G:H1'	40:BF:74:ARG:HD3	1.52	0.90
47:BP:105:LEU:HD12	47:BP:105:LEU:N	1.86	0.90
39:BE:36:ARG:HG2	39:BE:36:ARG:NH1	1.85	0.89
24:AY:550:MET:CE	24:AY:563:ILE:HD11	2.02	0.89
35:BA:2138:C:H2'	35:BA:2139:C:C6	2.07	0.89
38:BD:65:ILE:HG22	38:BD:104:TYR:HB3	1.52	0.89
41:BG:108:ASN:O	41:BG:109:VAL:HG23	1.72	0.89
24:AY:530:VAL:HG13	24:AY:531:GLY:H	1.34	0.89
35:BA:1223:G:H3'	35:BA:1224:C:H5''	1.54	0.89
24:AY:342:TYR:CE2	24:AY:396:ARG:HD2	2.07	0.89
45:BN:9:VAL:HG11	45:BN:39:ARG:NH2	1.87	0.89
27:B2:3:LEU:HD22	27:B2:7:ARG:NH1	1.86	0.89
35:BA:358:U:H2'	35:BA:359:A:H8	1.37	0.89
43:BK:115:LEU:HD13	43:BK:126:MET:SD	2.12	0.89
35:BA:996:A:H4'	52:BU:92:ARG:NE	1.87	0.89
38:BD:35:LYS:HG2	38:BD:63:ARG:HA	1.52	0.89
35:BA:1899:G:H22	35:BA:1902:C:N4	1.69	0.89
39:BE:24:THR:HG22	39:BE:186:GLY:HA2	1.52	0.89
12:AL:126:LYS:HG3	12:AL:128:ALA:H	1.37	0.89
51:BT:57:PHE:O	51:BT:59:THR:HG23	1.72	0.89
3:AC:34:LEU:HD22	3:AC:38:ARG:HD2	1.54	0.89
35:BA:2807:G:H3'	35:BA:2808:U:H5''	1.54	0.89
1:AA:979:C:H3'	1:AA:980:C:C5'	2.00	0.89
35:BA:1899:G:N2	35:BA:1902:C:N4	2.19	0.89
1:AA:80:G:H3'	1:AA:81:U:C5'	2.01	0.89
35:BA:2591:C:H2'	35:BA:2592:G:C8	2.07	0.89

Continued on next page...

Continued from previous page...

Atom-1	Atom-2	Interatomic distance (Å)	Clash overlap (Å)
1:AA:129(A):G:O2'	1:AA:189(F):U:H2'	1.71	0.89
46:BO:91:LEU:HD22	46:BO:91:LEU:N	1.86	0.89
7:AG:78:ARG:HH12	7:AG:79:ARG:HE	1.19	0.89
36:BB:48:A:H4'	50:BS:95:HIS:HD2	1.37	0.89
35:BA:1609:A:H5'	35:BA:1610:A:OP2	1.73	0.89
24:AY:355:LEU:HD12	24:AY:369:LEU:HD13	1.52	0.89
39:BE:48:GLN:HE21	39:BE:78:LEU:HD22	1.36	0.89
24:AY:415:PRO:HA	24:AY:474:ALA:HB2	1.53	0.89
19:AS:14:HIS:CD2	19:AS:15:LEU:HD23	2.08	0.89
42:BH:13:LYS:HA	42:BH:13:LYS:HE2	1.53	0.89
19:AS:64:GLU:HG2	29:B4:48:ARG:NH2	1.87	0.89
35:BA:2296:U:H4'	35:BA:2297:C:OP1	1.69	0.89
24:AY:431:LEU:HD22	24:AY:466:LEU:HD13	1.55	0.89
34:B9:27:CYS:SG	34:B9:28:GLU:N	2.43	0.89
10:AJ:7:LYS:HB2	10:AJ:97:GLU:HB2	1.53	0.89
35:BA:203:C:H3'	35:BA:204:A:H5''	1.53	0.89
15:AO:80:ALA:HB1	15:AO:84:LYS:HE2	1.54	0.89
1:AA:1364:U:O2	1:AA:1364:U:H2'	1.72	0.89
43:BK:4:VAL:HG12	43:BK:5:VAL:H	1.36	0.89
1:AA:179:A:H2'	1:AA:180:U:C6	2.08	0.89
40:BF:152:GLU:O	40:BF:154:VAL:HG23	1.73	0.89
49:BR:99:LYS:N	49:BR:99:LYS:HD3	1.87	0.88
13:AM:66:LEU:HD12	13:AM:66:LEU:N	1.88	0.88
1:AA:194:C:H2'	1:AA:195:A:H5''	1.54	0.88
35:BA:2804:C:H2'	35:BA:2805:G:C8	2.08	0.88
51:BT:46:GLU:O	51:BT:65:LYS:HD2	1.73	0.88
35:BA:286:C:C6	35:BA:286:C:H5'	2.09	0.88
35:BA:2789:C:H1'	35:BA:2892:A:C2	2.07	0.88
24:AY:67:ALA:HB1	24:AY:327:PHE:CZ	2.09	0.88
46:BO:97:ARG:HH11	46:BO:97:ARG:HG3	1.36	0.88
25:B0:47:PRO:HG3	25:B0:59:LEU:HD21	1.53	0.88
55:BX:8:ILE:HD12	55:BX:8:ILE:H	1.37	0.88
35:BA:1697:G:H3'	35:BA:1698:A:H5''	1.55	0.88
51:BT:16:ARG:HG3	51:BT:16:ARG:HH11	1.35	0.88
24:AY:438:PHE:C	24:AY:438:PHE:CD2	2.44	0.88
12:AL:25:PRO:C	12:AL:27:LEU:H	1.76	0.88
35:BA:1946:U:H2'	35:BA:1947:C:H6	1.37	0.88
54:BW:36:LEU:HD23	54:BW:36:LEU:N	1.88	0.88
35:BA:1876:A:H2'	35:BA:1877:A:H8	1.35	0.88
11:AK:29:ILE:HB	11:AK:44:SER:HB2	1.54	0.88
1:AA:973:G:H1'	10:AJ:55:LYS:NZ	1.89	0.88

Continued on next page...

Continued from previous page...

Atom-1	Atom-2	Interatomic distance (Å)	Clash overlap (Å)
35:BA:27:G:N2	35:BA:512:G:H2'	1.88	0.88
43:BK:17:ALA:CB	43:BK:38:VAL:HG22	2.03	0.88
50:BS:13:ARG:CG	50:BS:14:VAL:H	1.83	0.88
13:AM:78:ILE:HA	13:AM:81:LEU:HD23	1.53	0.88
24:AY:252:ASP:CB	24:AY:254:LYS:HE3	2.02	0.88
47:BP:126:VAL:HA	47:BP:145:PRO:HB2	1.54	0.88
1:AA:1053:G:N7	1:AA:1200:C:H5''	1.88	0.88
52:BU:31:SER:HB3	52:BU:34:LYS:HB2	1.55	0.88
56:BY:94:LYS:C	56:BY:102:CYS:HB2	1.94	0.88
43:BK:100:THR:HA	43:BK:139:VAL:HB	1.53	0.88
11:AK:27:ASN:HD22	11:AK:29:ILE:HG22	1.36	0.88
1:AA:103:C:H3'	1:AA:104:G:H8	1.37	0.88
1:AA:483:C:H3'	1:AA:484:G:H5''	1.53	0.88
55:BX:12:VAL:HG23	55:BX:13:LEU:N	1.89	0.88
4:AD:49:ARG:NE	4:AD:49:ARG:HA	1.88	0.88
43:BK:93:ARG:HG3	57:BZ:112:ARG:HE	1.39	0.88
41:BG:172:LEU:CD2	41:BG:176:LEU:HD11	2.04	0.88
10:AJ:44:VAL:HG22	10:AJ:66:ARG:HG2	1.55	0.88
35:BA:64:A:C4	55:BX:66:LEU:HD13	2.09	0.88
53:BV:15:GLU:HB3	53:BV:16:PRO:CD	2.03	0.88
35:BA:1485:G:H1'	35:BA:1505:C:H42	1.38	0.88
55:BX:12:VAL:HG12	55:BX:27:THR:O	1.72	0.88
35:BA:2291:U:H2'	35:BA:2292:C:C6	2.08	0.88
51:BT:28:VAL:HG13	51:BT:46:GLU:HA	1.54	0.88
48:BQ:27:VAL:HG11	48:BQ:134:ARG:HD3	1.53	0.88
10:AJ:37:PRO:HA	10:AJ:72:VAL:HG22	1.55	0.87
14:AN:37:PHE:HB3	14:AN:39:LEU:HD12	1.56	0.87
31:B6:15:GLU:HG3	31:B6:47:THR:HG21	1.56	0.87
47:BP:27:HIS:CD2	47:BP:28:GLY:N	2.43	0.87
12:AL:83:VAL:HG11	12:AL:100:ILE:HD13	1.55	0.87
35:BA:2245:U:H5'	35:BA:2246:G:H5'	1.55	0.87
52:BU:47:TYR:HA	52:BU:50:ARG:NH1	1.88	0.87
35:BA:2307:G:N2	35:BA:2308:G:H5''	1.89	0.87
42:BH:83:TYR:HB3	42:BH:134:SER:HA	1.57	0.87
30:B5:55:ARG:O	30:B5:56:LYS:HB2	1.72	0.87
53:BV:21:ARG:HB3	53:BV:91:TYR:CD2	2.09	0.87
35:BA:2666:C:H5'	35:BA:2667:C:OP2	1.75	0.87
18:AR:37:VAL:HG23	18:AR:38:GLU:N	1.85	0.87
35:BA:1064:C:H4'	43:BK:89:HIS:HD2	1.38	0.87
24:AY:9:LEU:HD21	24:AY:284:LEU:HB2	1.54	0.87
51:BT:23:ARG:HG2	51:BT:120:ARG:HH12	1.39	0.87

Continued on next page...

Continued from previous page...

Atom-1	Atom-2	Interatomic distance (Å)	Clash overlap (Å)
24:AY:413:ILE:HD11	24:AY:474:ALA:HB3	1.56	0.87
30:B5:3:LYS:HD2	30:B5:5:PRO:HD2	1.57	0.87
35:BA:1494:A:H2'	35:BA:1495:A:H5''	1.55	0.87
38:BD:71:ASP:HB2	38:BD:103:ARG:HH22	1.39	0.87
35:BA:2312:U:H2'	35:BA:2313:C:H5''	1.53	0.87
1:AA:1296:C:H5'	1:AA:1297:C:OP2	1.73	0.87
35:BA:2518:A:H5''	35:BA:2519:U:OP2	1.73	0.87
6:AF:36:ARG:NH1	6:AF:36:ARG:HB3	1.89	0.87
57:BZ:56:VAL:C	57:BZ:57:ILE:HD12	1.95	0.87
24:AY:21:ILE:HD13	24:AY:21:ILE:N	1.88	0.87
1:AA:1457:G:H8	1:AA:1457:G:O5'	1.57	0.87
14:AN:23:ARG:HD2	14:AN:28:GLY:O	1.73	0.87
24:AY:513:LYS:CB	24:AY:566:THR:HB	2.05	0.87
4:AD:98:GLU:CG	4:AD:189:PRO:HG3	2.05	0.87
31:B6:8:LYS:HE3	31:B6:25:LYS:HD3	1.57	0.87
35:BA:1946:U:H2'	35:BA:1947:C:C6	2.09	0.87
35:BA:108:U:H2'	35:BA:109:G:C8	2.10	0.87
26:B1:76:ARG:NH1	26:B1:95:LEU:HD22	1.88	0.87
24:AY:438:PHE:C	24:AY:438:PHE:HD2	1.77	0.87
8:AH:41:ARG:HH22	8:AH:123:GLU:CD	1.77	0.87
35:BA:500:G:N2	35:BA:502:A:H3'	1.90	0.87
48:BQ:3:MET:HB2	48:BQ:4:PRO:HD2	1.54	0.87
1:AA:1510:U:H2'	1:AA:1511:G:C8	2.09	0.87
35:BA:2287:A:N6	35:BA:2344:U:H3	1.73	0.86
40:BF:160:ASN:OD1	40:BF:163:VAL:HG23	1.73	0.86
35:BA:2454:G:C2'	35:BA:2455:G:H5'	2.05	0.86
35:BA:299:A:H5'	35:BA:300:A:OP2	1.75	0.86
30:B5:41:PRO:HG2	30:B5:44:THR:OG1	1.74	0.86
35:BA:759:G:H2'	35:BA:760:G:H8	1.39	0.86
31:B6:37:ARG:NH1	35:BA:2286:A:N7	2.22	0.86
43:BK:68:VAL:HG12	43:BK:70:LYS:HZ2	1.34	0.86
35:BA:2876:G:H4'	51:BT:3:ARG:HE	1.40	0.86
56:BY:8:LYS:HB2	56:BY:28:LYS:NZ	1.89	0.86
35:BA:1538:G:H2'	35:BA:1539:G:C8	2.10	0.86
1:AA:1404:C:H1'	1:AA:1499:A:C2	2.11	0.86
35:BA:2584:U:H2'	35:BA:2585:U:H5'	1.56	0.86
39:BE:38:THR:HG22	39:BE:40:GLU:H	1.38	0.86
45:BN:46:VAL:HG13	45:BN:47:ALA:H	1.37	0.86
1:AA:1502:A:H2	1:AA:1505:G:N1	1.72	0.86
26:B1:86:SER:O	26:B1:90:ILE:HG12	1.75	0.86
35:BA:1876:A:H2'	35:BA:1877:A:C8	2.09	0.86

Continued on next page...

Continued from previous page...

Atom-1	Atom-2	Interatomic distance (Å)	Clash overlap (Å)
38:BD:144:ALA:HB3	38:BD:192:THR:HG23	1.56	0.86
35:BA:1314:C:H5'	35:BA:1314:C:H6	1.40	0.86
35:BA:2076:U:H5'	35:BA:2238:G:H22	1.40	0.86
7:AG:41:ARG:HH11	7:AG:41:ARG:CG	1.84	0.86
35:BA:107:C:H2'	35:BA:108:U:C6	2.11	0.86
27:B2:69:ARG:NH2	35:BA:111:A:H4'	1.91	0.86
40:BF:3:GLU:CA	40:BF:24:LEU:HG	2.05	0.86
31:B6:43:CYS:HB2	31:B6:44:ARG:HH21	1.38	0.86
31:B6:6:ARG:O	31:B6:7:ILE:HB	1.73	0.86
35:BA:272(H):C:H5'	35:BA:272(H):C:H6	1.40	0.86
49:BR:100:LEU:H	49:BR:100:LEU:HD22	1.40	0.86
8:AH:12:ARG:NH1	8:AH:27:PRO:HD3	1.90	0.86
37:BC:176:VAL:HG21	37:BC:190:ILE:CD1	2.06	0.86
24:AY:343:ASN:HD21	24:AY:345:THR:HB	1.37	0.86
1:AA:1117:G:H5'	1:AA:1117:G:H8	1.39	0.86
55:BX:7:VAL:HG12	55:BX:8:ILE:N	1.89	0.86
24:AY:466:LEU:HA	24:AY:470:PHE:CD2	2.11	0.86
41:BG:111:LEU:HB2	41:BG:112:PRO:HD3	1.55	0.86
10:AJ:82:ILE:N	10:AJ:82:ILE:HD13	1.91	0.86
26:B1:45:ASN:HB2	35:BA:2230:G:H1'	1.57	0.86
24:AY:453:GLY:HA3	24:AY:459:LEU:HD11	1.57	0.86
52:BU:44:ASN:HD21	53:BV:75:PHE:HB3	1.37	0.86
5:AE:9:LYS:HB2	5:AE:112:LEU:HD11	1.57	0.86
36:BB:112:U:H2'	36:BB:113:G:C8	2.10	0.86
35:BA:154(A):C:H5''	35:BA:155:U:H5''	1.58	0.86
35:BA:2577:A:H5'	35:BA:2578:G:H5'	1.58	0.86
35:BA:2543:G:H8	35:BA:2543:G:H5'	1.39	0.86
33:B8:33:ASN:H	33:B8:33:ASN:ND2	1.74	0.85
35:BA:2171:A:H1'	35:BA:2172:U:C6	2.09	0.85
1:AA:353:A:H5'	1:AA:353:A:H8	1.40	0.85
35:BA:978:G:H1	35:BA:985:C:N4	1.73	0.85
37:BC:73:VAL:HG11	37:BC:158:LYS:HA	1.58	0.85
35:BA:1504:C:H2'	35:BA:1505:C:H5''	1.56	0.85
22:AV:17:C:H6	22:AV:17(A):U:C5	1.93	0.85
33:B8:25:MET:HB2	47:BP:62:LEU:HD21	1.58	0.85
41:BG:171:ALA:O	41:BG:175:LEU:HG	1.76	0.85
35:BA:2523:G:C2'	35:BA:2524:G:H5''	2.05	0.85
16:AP:22:THR:HA	16:AP:33:ILE:HG12	1.56	0.85
15:AO:78:TYR:O	15:AO:82:ILE:HG22	1.75	0.85
38:BD:263:ARG:NH1	38:BD:263:ARG:HB2	1.89	0.85
16:AP:53:VAL:HG23	16:AP:54:GLU:N	1.89	0.85

Continued on next page...

Continued from previous page...

Atom-1	Atom-2	Interatomic distance (Å)	Clash overlap (Å)
24:AY:512:ILE:H	24:AY:512:ILE:HD13	1.41	0.85
35:BA:2735:G:H2'	35:BA:2736:G:H8	1.40	0.85
35:BA:1747(A):G:H2'	35:BA:1748:G:C5'	2.06	0.85
37:BC:138:LEU:HD22	37:BC:139:PRO:CD	2.06	0.85
43:BK:30:HIS:HA	43:BK:59:ILE:HD12	1.58	0.85
56:BY:44:ILE:HG22	56:BY:45:VAL:H	1.41	0.85
54:BW:107:LEU:HD13	54:BW:107:LEU:N	1.91	0.85
53:BV:38:LEU:HD23	53:BV:39:LEU:N	1.91	0.85
2:AB:165:VAL:HG23	2:AB:166:ASP:N	1.92	0.85
42:BH:171:LEU:HD23	42:BH:172:LYS:N	1.91	0.85
50:BS:34:HIS:HB3	50:BS:53:SER:HB3	1.55	0.85
47:BP:30:THR:HG22	47:BP:31:ALA:N	1.92	0.85
47:BP:34:GLY:O	47:BP:35:HIS:HB2	1.77	0.85
1:AA:1004:A:H61	1:AA:1034:G:H2'	1.40	0.85
39:BE:82:ARG:HG3	39:BE:83:ASP:H	1.42	0.85
35:BA:979:G:H3'	35:BA:980:A:C5'	2.07	0.85
22:AV:71:C:H2'	22:AV:71:C:O2	1.75	0.85
1:AA:474:G:H2'	1:AA:475:G:H8	1.40	0.85
22:AV:75:C:C6	22:AV:76:A:C8	2.65	0.85
31:B6:19:ARG:HG2	35:BA:2400:G:O5'	1.77	0.85
52:BU:20:LEU:N	52:BU:20:LEU:HD22	1.90	0.85
35:BA:2438:U:O3'	35:BA:2439:A:H4'	1.76	0.85
49:BR:62:ALA:O	49:BR:66:VAL:HG23	1.77	0.85
25:B0:50:ASN:HA	25:B0:62:LEU:HD12	1.55	0.85
35:BA:903:C:C2'	35:BA:904:C:H5''	2.05	0.85
9:AI:4:TYR:CD2	9:AI:88:TYR:HB2	2.11	0.85
24:AY:15:ILE:HD11	24:AY:81:ILE:HG12	1.58	0.85
57:BZ:151:HIS:HB3	57:BZ:170:THR:HA	1.58	0.84
33:B8:4:MET:O	33:B8:62:LEU:HD12	1.76	0.84
58:AY:701:FUA:H211	58:AY:701:FUA:O2	1.76	0.84
43:BK:93:ARG:CZ	43:BK:94:GLU:HB2	2.06	0.84
53:BV:13:ARG:CG	53:BV:13:ARG:HH11	1.90	0.84
53:BV:77:ALA:O	53:BV:79:VAL:HG23	1.77	0.84
45:BN:48:MET:H	45:BN:48:MET:HE2	1.43	0.84
52:BU:20:LEU:CD2	52:BU:20:LEU:H	1.91	0.84
5:AE:101:ILE:HD11	5:AE:119:LEU:CD2	2.07	0.84
35:BA:2502:G:H5''	35:BA:2503:A:H5'	1.58	0.84
25:B0:20:ARG:HD2	25:B0:20:ARG:H	1.41	0.84
1:AA:631:G:H8	1:AA:631:G:H5'	1.42	0.84
1:AA:1321:C:C3'	1:AA:1322:C:H5''	2.04	0.84
40:BF:110:LEU:HD12	40:BF:206:ILE:HD11	1.56	0.84

Continued on next page...

Continued from previous page...

Atom-1	Atom-2	Interatomic distance (Å)	Clash overlap (Å)
38:BD:95:LEU:HD12	38:BD:103:ARG:O	1.78	0.84
48:BQ:87:LYS:HG2	48:BQ:88:GLY:H	1.40	0.84
36:BB:87:G:H2'	36:BB:88:C:H3'	1.57	0.84
1:AA:1234:C:O2'	1:AA:1235:U:H5'	1.78	0.84
41:BG:68:PRO:HA	41:BG:92:VAL:CG1	2.07	0.84
41:BG:63:ILE:HA	41:BG:143:GLU:CG	2.07	0.84
43:BK:19:PRO:HB3	43:BK:34:ILE:HD12	1.60	0.84
11:AK:27:ASN:ND2	11:AK:29:ILE:HG22	1.91	0.84
52:BU:61:TRP:O	52:BU:65:ILE:HG13	1.77	0.84
31:B6:35:GLU:HA	31:B6:35:GLU:OE1	1.76	0.84
50:BS:67:ARG:HB3	50:BS:71:ARG:HH22	1.41	0.84
40:BF:170:LEU:HB2	40:BF:173:VAL:HB	1.56	0.84
13:AM:15:VAL:HG12	13:AM:45:VAL:CG2	2.06	0.84
35:BA:1038:C:H3'	35:BA:1039:G:H5''	1.59	0.84
35:BA:861:A:H2'	35:BA:862:G:O4'	1.77	0.84
39:BE:101:ARG:NE	39:BE:171:GLU:HB2	1.93	0.84
35:BA:1718:G:H8	35:BA:1718:G:H5'	1.43	0.84
35:BA:2852:G:H2'	35:BA:2853:C:C6	2.13	0.84
2:AB:233:SER:HB2	2:AB:234:PRO:CD	2.08	0.84
35:BA:733:G:O5'	35:BA:733:G:H8	1.59	0.84
35:BA:1847:A:H3'	35:BA:1848:A:H5'	1.60	0.84
24:AY:647:VAL:HG21	24:AY:652:MET:SD	2.18	0.84
25:B0:14:ARG:HB2	25:B0:14:ARG:HH11	1.43	0.84
7:AG:41:ARG:HG2	7:AG:41:ARG:NH1	1.84	0.83
51:BT:65:LYS:HE3	51:BT:66:VAL:N	1.91	0.83
26:B1:41:ARG:NH2	35:BA:1365:A:H5'	1.93	0.83
45:BN:61:ARG:HH11	45:BN:61:ARG:HG3	1.43	0.83
53:BV:18:LEU:HD13	53:BV:19:LYS:N	1.93	0.83
41:BG:76:SER:CA	41:BG:83:ARG:HB3	2.08	0.83
3:AC:150:LYS:HB2	3:AC:169:ALA:CB	2.08	0.83
1:AA:1473:A:O2'	1:AA:1474:G:H5'	1.78	0.83
1:AA:792:A:O2'	1:AA:794:A:N7	2.11	0.83
35:BA:978:G:H1	35:BA:985:C:H42	1.20	0.83
35:BA:954:G:H4'	48:BQ:13:GLN:NE2	1.92	0.83
49:BR:12:ARG:HH11	49:BR:12:ARG:HG3	1.43	0.83
1:AA:1277:C:H2'	1:AA:1278:U:H5'	1.60	0.83
35:BA:613:G:H5'	35:BA:613:G:H8	1.43	0.83
47:BP:41:ARG:HH11	47:BP:41:ARG:CA	1.90	0.83
10:AJ:92:THR:HG23	10:AJ:93:GLY:N	1.93	0.83
25:B0:20:ARG:HH11	25:B0:20:ARG:HG2	1.42	0.83
30:B5:25:LEU:CD1	54:BW:19:LEU:HB3	2.08	0.83

Continued on next page...

Continued from previous page...

Atom-1	Atom-2	Interatomic distance (Å)	Clash overlap (Å)
52:BU:110:VAL:HG12	52:BU:114:LYS:HD3	1.60	0.83
31:B6:48:VAL:HG23	31:B6:49:HIS:N	1.92	0.83
1:AA:1226:C:N4	13:AM:104:ARG:HD2	1.92	0.83
49:BR:63:ARG:HH22	49:BR:77:ARG:HG2	1.42	0.83
53:BV:24:LYS:HA	53:BV:92:THR:HG23	1.60	0.83
25:B0:27:GLU:CD	25:B0:27:GLU:H	1.82	0.83
52:BU:88:ILE:O	52:BU:88:ILE:HG13	1.77	0.83
40:BF:110:LEU:HD13	40:BF:110:LEU:C	1.98	0.83
50:BS:85:VAL:HG23	50:BS:106:ARG:HG3	1.60	0.83
45:BN:14:VAL:HG11	45:BN:137:LYS:HD2	1.60	0.83
1:AA:631:G:H2'	1:AA:632:A:C8	2.13	0.83
35:BA:598:G:H5'	47:BP:15:ARG:HB2	1.60	0.83
24:AY:264:LEU:HD23	24:AY:264:LEU:O	1.79	0.83
1:AA:814:A:H2'	1:AA:816:A:H5'	1.60	0.83
4:AD:158:ILE:O	4:AD:162:LEU:HB2	1.79	0.83
46:BO:4:PRO:O	46:BO:5:GLN:HB2	1.77	0.83
47:BP:115:LEU:HA	47:BP:134:ALA:HB3	1.61	0.83
4:AD:30:LYS:C	4:AD:32:ALA:H	1.77	0.83
1:AA:1206:G:H4'	3:AC:192:THR:O	1.79	0.83
13:AM:49:THR:HG22	13:AM:51:ALA:H	1.42	0.83
35:BA:240:G:H3'	35:BA:241:A:H5''	1.59	0.83
35:BA:1348:G:H2'	35:BA:1349:A:H5''	1.59	0.83
35:BA:2147:G:H2'	35:BA:2148:G:O4'	1.79	0.83
47:BP:16:ARG:HD3	47:BP:18:ARG:H	1.44	0.83
33:B8:29:LYS:HD2	33:B8:44:LYS:HG2	1.60	0.83
43:BK:81:ALA:HB1	43:BK:99:ILE:HD11	1.61	0.83
35:BA:940:G:H5'	35:BA:941:A:OP2	1.79	0.83
39:BE:49:LEU:N	39:BE:49:LEU:HD22	1.94	0.83
45:BN:65:LYS:HB3	45:BN:69:GLN:HG3	1.61	0.83
35:BA:2712:U:HO2'	35:BA:2712(A):A:H8	0.84	0.83
42:BH:17:VAL:HG11	42:BH:50:VAL:CG2	2.09	0.82
27:B2:7:ARG:HG3	27:B2:7:ARG:HH11	1.42	0.82
45:BN:62:VAL:HG22	45:BN:66:LYS:HG3	1.58	0.82
16:AP:53:VAL:HG23	16:AP:54:GLU:H	1.43	0.82
1:AA:201:C:H2'	1:AA:202:U:H5''	1.60	0.82
35:BA:1217:C:OP2	52:BU:15:LYS:NZ	2.12	0.82
35:BA:320:A:H2'	40:BF:136:THR:OG1	1.79	0.82
28:B3:31:LEU:HD13	28:B3:32:GLN:HG2	1.61	0.82
47:BP:146:VAL:HG13	47:BP:147:LEU:N	1.92	0.82
45:BN:46:VAL:HG13	45:BN:48:MET:CE	2.08	0.82
50:BS:95:HIS:CG	50:BS:96:GLY:N	2.46	0.82

Continued on next page...

Continued from previous page...

Atom-1	Atom-2	Interatomic distance (Å)	Clash overlap (Å)
10:AJ:75:ILE:HG13	10:AJ:76:ASN:N	1.90	0.82
1:AA:1116:C:C2'	1:AA:1117:G:H5''	2.07	0.82
24:AY:18:ALA:O	24:AY:19:ALA:HB2	1.79	0.82
26:B1:41:ARG:HH22	35:BA:1365:A:H5'	1.43	0.82
42:BH:41:MET:HG2	42:BH:43:VAL:HG13	1.61	0.82
42:BH:41:MET:HG3	42:BH:43:VAL:HG13	1.59	0.82
5:AE:76:ILE:HG13	5:AE:142:LEU:HD13	1.61	0.82
35:BA:1070:A:H5'	35:BA:1072:C:OP2	1.77	0.82
18:AR:85:LEU:HD12	18:AR:86:VAL:H	1.43	0.82
24:AY:688:ILE:HG22	24:AY:688:ILE:O	1.80	0.82
12:AL:34:ARG:HG3	12:AL:105:TYR:HE1	1.44	0.82
39:BE:98:PRO:HG3	39:BE:175:VAL:HG12	1.59	0.82
52:BU:47:TYR:HA	52:BU:50:ARG:HH11	1.43	0.82
35:BA:1080:C:O2'	43:BK:126:MET:HG3	1.80	0.82
1:AA:1281:U:H5''	1:AA:1282:C:H5	1.42	0.82
3:AC:86:VAL:HG23	3:AC:87:LEU:HD23	1.60	0.82
38:BD:43:ARG:HB3	38:BD:54:ARG:HB2	1.61	0.82
35:BA:1115:G:H8	35:BA:1115:G:H5'	1.42	0.82
57:BZ:42:VAL:HG13	57:BZ:43:GLU:H	1.44	0.82
41:BG:55:LYS:O	41:BG:58:GLN:HG3	1.80	0.82
42:BH:171:LEU:CD2	42:BH:171:LEU:C	2.48	0.82
49:BR:2:ARG:HD2	49:BR:5:LYS:HE2	1.58	0.82
3:AC:46:GLU:O	3:AC:47:LEU:HB2	1.78	0.82
30:B5:34:PRO:O	30:B5:35:GLU:HB2	1.77	0.82
35:BA:1223:G:H3'	35:BA:1224:C:C5'	2.10	0.82
6:AF:36:ARG:CZ	6:AF:36:ARG:HB3	2.08	0.82
37:BC:99:GLU:O	37:BC:100:ILE:HD13	1.80	0.82
35:BA:871:U:OP1	48:BQ:5:ARG:HG3	1.80	0.82
10:AJ:34:VAL:HG22	10:AJ:74:ILE:HG22	1.60	0.82
30:B5:2:ALA:CA	35:BA:2015:A:H1'	2.09	0.82
47:BP:106:LEU:O	47:BP:107:LYS:HG2	1.78	0.82
35:BA:288:C:H2'	35:BA:289:A:C8	2.15	0.82
41:BG:86:MET:N	41:BG:87:PRO:HD3	1.95	0.82
43:BK:17:ALA:HB1	43:BK:38:VAL:HG22	1.61	0.82
35:BA:2852:G:H2'	35:BA:2853:C:H6	1.42	0.82
13:AM:6:GLY:C	13:AM:8:GLU:H	1.80	0.82
48:BQ:59:ARG:HA	57:BZ:180:VAL:HG23	1.61	0.82
1:AA:1489:G:H2'	1:AA:1490:C:H5''	1.61	0.82
10:AJ:61:GLU:OE1	14:AN:49:HIS:HE1	1.63	0.82
1:AA:1152:A:H5''	10:AJ:13:HIS:HD2	1.44	0.82
57:BZ:115:GLY:HA2	57:BZ:177:PRO:HD3	1.61	0.81

Continued on next page...

Continued from previous page...

Atom-1	Atom-2	Interatomic distance (Å)	Clash overlap (Å)
51:BT:32:TYR:CD1	51:BT:32:TYR:N	2.48	0.81
36:BB:87:G:C3'	36:BB:88:C:H5''	2.10	0.81
10:AJ:63:PHE:HB3	14:AN:58:LYS:HA	1.61	0.81
6:AF:55:ASP:OD1	6:AF:56:PRO:HD2	1.80	0.81
27:B2:41:ILE:HD11	27:B2:44:LEU:HD12	1.62	0.81
35:BA:882:G:H2'	35:BA:883:G:C8	2.15	0.81
5:AE:116:THR:HG22	5:AE:117:ASP:OD1	1.79	0.81
1:AA:163:C:O2'	1:AA:164:U:H5'	1.79	0.81
35:BA:2189:U:H2'	35:BA:2190:G:H5''	1.62	0.81
35:BA:2396:G:O2'	35:BA:2397:G:H5'	1.79	0.81
50:BS:89:ARG:HG2	50:BS:89:ARG:HH11	1.44	0.81
24:AY:180:VAL:HG23	24:AY:181:LEU:H	1.45	0.81
35:BA:965:C:C5'	35:BA:2273:A:H1'	2.09	0.81
3:AC:83:ARG:O	3:AC:86:VAL:HG22	1.78	0.81
11:AK:111:ASP:OD2	18:AR:84:LYS:HE2	1.79	0.81
11:AK:21:ILE:HG13	11:AK:30:VAL:HG12	1.62	0.81
52:BU:91:ASP:OD1	52:BU:96:ALA:HB2	1.80	0.81
52:BU:88:ILE:HG22	53:BV:47:VAL:O	1.81	0.81
42:BH:157:TYR:CD1	42:BH:171:LEU:HD22	2.15	0.81
13:AM:68:GLY:H	13:AM:71:ARG:HB3	1.43	0.81
1:AA:662:G:H2'	1:AA:663:A:H8	1.44	0.81
12:AL:47:LYS:HB3	12:AL:48:PRO:CD	2.09	0.81
36:BB:54:G:O2'	36:BB:55:U:H5'	1.80	0.81
19:AS:6:LYS:HE3	19:AS:6:LYS:H	1.45	0.81
36:BB:60:C:H2'	36:BB:61:G:H8	1.45	0.81
35:BA:218:A:C2	35:BA:235:U:H4'	2.15	0.81
45:BN:115:ARG:HG3	45:BN:115:ARG:HH11	1.44	0.81
11:AK:23:ALA:HB1	11:AK:88:GLY:HA3	1.62	0.81
39:BE:179:GLU:O	39:BE:180:ASN:HB2	1.81	0.81
47:BP:57:THR:OG1	47:BP:59:LEU:HB3	1.79	0.81
45:BN:45:ASN:HD22	45:BN:45:ASN:H	1.28	0.81
35:BA:2258:C:O2'	35:BA:2426:A:H4'	1.80	0.81
49:BR:117:VAL:O	49:BR:118:GLU:HB2	1.80	0.81
36:BB:20:C:O2'	36:BB:21:G:H5''	1.81	0.81
33:B8:13:ARG:HB3	47:BP:63:PRO:HB3	1.60	0.81
40:BF:176:LEU:HG	40:BF:177:ALA:O	1.80	0.81
53:BV:18:LEU:HD22	53:BV:19:LYS:H	1.43	0.81
19:AS:6:LYS:H	19:AS:6:LYS:CE	1.93	0.81
1:AA:1435:G:H2'	1:AA:1436:U:C6	2.14	0.81
38:BD:110:GLY:O	38:BD:112:GLN:HG3	1.79	0.81
49:BR:38:VAL:HB	49:BR:39:PRO:HD3	1.61	0.81

Continued on next page...

Continued from previous page...

Atom-1	Atom-2	Interatomic distance (Å)	Clash overlap (Å)
35:BA:1913:A:H4'	35:BA:1914:C:H5''	1.62	0.81
11:AK:48:ILE:HG22	11:AK:49:GLY:H	1.44	0.81
24:AY:227:ILE:HD11	24:AY:241:GLU:O	1.80	0.81
35:BA:2645:G:H3'	35:BA:2646:C:H5'	1.61	0.81
35:BA:2461:C:H5'	35:BA:2462:U:OP2	1.81	0.81
54:BW:95:ILE:HG13	54:BW:95:ILE:O	1.81	0.81
50:BS:89:ARG:HG3	50:BS:92:TYR:CB	2.10	0.81
38:BD:263:ARG:HH11	38:BD:263:ARG:CB	1.90	0.81
24:AY:21:ILE:O	24:AY:22:ASP:HB2	1.81	0.81
3:AC:50:ALA:HB1	3:AC:70:VAL:HG11	1.61	0.81
35:BA:745:G:H5'	35:BA:746:A:OP2	1.78	0.81
35:BA:2175:C:H4'	37:BC:219:MET:O	1.81	0.81
45:BN:129:PRO:O	45:BN:130:HIS:HB3	1.80	0.81
35:BA:2389:G:H5''	35:BA:2390:U:H5'	1.63	0.81
35:BA:533:G:H5''	52:BU:24:TYR:CE1	2.14	0.81
52:BU:90:VAL:CG2	53:BV:47:VAL:HG21	2.11	0.81
35:BA:1899:G:H22	35:BA:1902:C:H41	1.23	0.81
4:AD:114:ARG:NH1	4:AD:114:ARG:HG3	1.91	0.81
24:AY:67:ALA:HB1	24:AY:327:PHE:HZ	1.42	0.81
1:AA:461:A:O2'	1:AA:470:C:H5'	1.80	0.81
35:BA:2476:A:C2'	35:BA:2477:C:H5''	2.11	0.81
40:BF:64:ILE:HG22	40:BF:76:GLY:O	1.81	0.81
3:AC:16:ARG:NH1	3:AC:16:ARG:HB2	1.94	0.81
24:AY:530:VAL:HG13	24:AY:531:GLY:N	1.96	0.81
35:BA:2514:U:H2'	35:BA:2515:C:H6	1.46	0.81
6:AF:71:ARG:HG3	6:AF:71:ARG:HH11	1.45	0.81
35:BA:907:U:OP1	48:BQ:24:GLY:N	2.13	0.81
47:BP:77:ARG:HB2	47:BP:78:PRO:HD2	1.62	0.81
1:AA:1219:U:H2'	1:AA:1220:G:H8	1.45	0.81
31:B6:48:VAL:HG23	31:B6:49:HIS:H	1.46	0.81
45:BN:48:MET:H	45:BN:48:MET:HE3	1.43	0.81
47:BP:85:LEU:HD12	47:BP:120:ALA:HB2	1.63	0.81
9:AI:4:TYR:CE2	9:AI:88:TYR:HB2	2.16	0.81
38:BD:145:VAL:HG22	38:BD:191:ALA:HB1	1.63	0.81
35:BA:1036:G:OP1	42:BH:59:ARG:HD2	1.80	0.81
1:AA:1352:C:H2'	1:AA:1353:G:C8	2.15	0.81
46:BO:69:ILE:HD13	46:BO:77:ILE:HG23	1.62	0.81
35:BA:545:C:H2'	35:BA:547:A:H5''	1.63	0.81
24:AY:277:VAL:HG13	24:AY:278:ASP:N	1.96	0.80
36:BB:91:C:OP1	48:BQ:16:ARG:HG3	1.80	0.80
35:BA:2712:U:O2'	35:BA:2712(A):A:H8	1.62	0.80

Continued on next page...

Continued from previous page...

Atom-1	Atom-2	Interatomic distance (Å)	Clash overlap (Å)
48:BQ:75:THR:HG22	48:BQ:76:LYS:N	1.94	0.80
46:BO:43:VAL:HG23	46:BO:56:ASP:O	1.80	0.80
2:AB:230:VAL:HG23	2:AB:231:GLU:N	1.96	0.80
35:BA:2579:C:H4'	39:BE:134:ILE:HG12	1.62	0.80
5:AE:87:SER:HB3	5:AE:131:ILE:CD1	2.10	0.80
35:BA:2228:G:H2'	35:BA:2229:C:C6	2.16	0.80
1:AA:1382:C:H2'	1:AA:1383:C:H6	1.46	0.80
50:BS:54:LEU:HD13	50:BS:54:LEU:O	1.82	0.80
49:BR:7:GLY:O	49:BR:8:ARG:HB2	1.80	0.80
1:AA:491:G:H2'	1:AA:492:G:H8	1.46	0.80
55:BX:35:THR:HG22	55:BX:37:THR:N	1.96	0.80
48:BQ:6:ARG:O	48:BQ:7:MET:HG3	1.80	0.80
50:BS:15:ARG:HB3	50:BS:18:ILE:CD1	2.10	0.80
43:BK:99:ILE:HG23	43:BK:103:GLN:CB	2.09	0.80
35:BA:970:C:H2'	35:BA:971:C:H6	1.46	0.80
42:BH:105:LEU:HD23	42:BH:113:VAL:HB	1.62	0.80
24:AY:122:TRP:CE3	24:AY:132:ARG:HD2	2.17	0.80
35:BA:2585:U:O2'	35:BA:2586:C:H5'	1.82	0.80
19:AS:32:LYS:HA	19:AS:50:ALA:HB3	1.62	0.80
36:BB:15:A:H3'	36:BB:16:G:H5'	1.62	0.80
35:BA:1061:U:H4'	35:BA:1070:A:H1'	1.64	0.80
1:AA:627:G:O2'	1:AA:628:G:H5'	1.80	0.80
29:B4:5:ILE:O	29:B4:5:ILE:HG12	1.82	0.80
51:BT:129:ARG:HG2	51:BT:129:ARG:O	1.79	0.80
35:BA:1285:G:H2'	35:BA:1286:A:H5'	1.64	0.80
29:B4:27:THR:O	29:B4:28:LYS:HB3	1.81	0.80
35:BA:1884:A:H2'	35:BA:1885:A:C5'	2.12	0.80
35:BA:1020:A:N1	35:BA:1141:U:H2'	1.96	0.80
47:BP:146:VAL:HG22	47:BP:147:LEU:H	1.46	0.80
35:BA:1947:C:C2'	35:BA:1948:G:H5''	2.11	0.80
12:AL:47:LYS:HB3	12:AL:47:LYS:HZ2	1.45	0.80
1:AA:1270:C:H2'	1:AA:1271:G:C8	2.16	0.80
16:AP:49:LEU:HD22	16:AP:73:LEU:HD22	1.64	0.80
24:AY:550:MET:HE3	24:AY:563:ILE:HD11	1.61	0.80
1:AA:1236:A:H2'	1:AA:1237:C:C6	2.17	0.80
19:AS:64:GLU:HG2	29:B4:48:ARG:HH22	1.46	0.80
41:BG:135:LEU:HD11	41:BG:155:MET:HG2	1.64	0.80
12:AL:75:HIS:HD2	12:AL:77:LEU:HD12	1.46	0.80
37:BC:26:ALA:O	37:BC:30:VAL:HG23	1.82	0.80
48:BQ:97:VAL:HG11	48:BQ:103:MET:HE3	1.63	0.80
20:AT:13:LEU:H	20:AT:13:LEU:HD12	1.47	0.80

Continued on next page...

Continued from previous page...

Atom-1	Atom-2	Interatomic distance (Å)	Clash overlap (Å)
25:B0:40:GLN:NE2	25:B0:43:THR:HA	1.95	0.80
4:AD:129:ASN:ND2	4:AD:145:GLU:H	1.79	0.80
10:AJ:55:LYS:H	10:AJ:55:LYS:CE	1.94	0.80
35:BA:2521:C:H42	35:BA:2544:G:H1	1.29	0.80
41:BG:56:ALA:HA	41:BG:59:GLU:OE1	1.82	0.80
50:BS:89:ARG:HG3	50:BS:92:TYR:HA	1.62	0.80
35:BA:1846:G:H8	35:BA:1846:G:H5'	1.45	0.80
40:BF:20:LEU:HD23	40:BF:21:ALA:N	1.97	0.80
35:BA:2303:G:N2	35:BA:2313:C:O2	2.15	0.79
51:BT:23:ARG:HG2	51:BT:120:ARG:NH1	1.96	0.79
35:BA:2761:G:C2'	35:BA:2762:G:H5''	2.12	0.79
24:AY:512:ILE:H	24:AY:512:ILE:CD1	1.94	0.79
51:BT:107:ASP:CG	51:BT:108:ARG:H	1.85	0.79
1:AA:1004:A:N6	1:AA:1034:G:H2'	1.97	0.79
42:BH:98:LEU:CB	42:BH:125:VAL:HG21	2.11	0.79
3:AC:70:VAL:CG1	3:AC:72:LYS:H	1.85	0.79
36:BB:50:G:OP1	50:BS:63:THR:HG23	1.81	0.79
5:AE:101:ILE:HD11	5:AE:119:LEU:HA	1.63	0.79
24:AY:555:LEU:HD21	24:AY:599:PRO:HG3	1.65	0.79
1:AA:625:G:H2'	1:AA:626:U:C6	2.18	0.79
14:AN:29:ARG:HG3	14:AN:29:ARG:HH11	1.48	0.79
43:BK:57:ILE:HD12	43:BK:57:ILE:H	1.44	0.79
13:AM:68:GLY:N	13:AM:71:ARG:HB3	1.97	0.79
35:BA:2815:C:H2'	35:BA:2816:C:C6	2.17	0.79
35:BA:847:U:O4	35:BA:933:A:N6	2.15	0.79
54:BW:5:ALA:HB2	54:BW:54:ALA:HB2	1.63	0.79
35:BA:2195:C:O2'	35:BA:2196:C:H5'	1.81	0.79
1:AA:559:A:H4'	1:AA:560:U:H5'	1.64	0.79
35:BA:612:C:H2'	35:BA:613:G:C5'	2.12	0.79
40:BF:148:LEU:HD23	40:BF:191:ARG:NH1	1.95	0.79
40:BF:181:LEU:HB3	40:BF:205:ARG:NH1	1.97	0.79
3:AC:70:VAL:HG12	3:AC:71:ALA:N	1.91	0.79
36:BB:103:G:H5'	36:BB:104:U:OP2	1.82	0.79
35:BA:1902:C:H4'	38:BD:244:ARG:HB2	1.63	0.79
47:BP:40:SER:O	47:BP:41:ARG:HD2	1.80	0.79
26:B1:7:ILE:HG22	26:B1:8:SER:N	1.97	0.79
25:B0:14:ARG:NH1	25:B0:14:ARG:HB2	1.97	0.79
54:BW:20:VAL:HG23	54:BW:21:VAL:N	1.98	0.79
35:BA:406:G:C8	35:BA:406:G:OP2	2.36	0.79
35:BA:2483:C:H3'	35:BA:2484:G:H5''	1.65	0.79
56:BY:10:GLY:CA	56:BY:27:VAL:HG13	2.12	0.79

Continued on next page...

Continued from previous page...

Atom-1	Atom-2	Interatomic distance (Å)	Clash overlap (Å)
35:BA:322:A:OP2	40:BF:169:ASN:HB2	1.81	0.79
27:B2:63:VAL:HA	27:B2:66:GLU:HG2	1.65	0.79
35:BA:2012:G:C4'	54:BW:96:ILE:HD11	2.12	0.79
10:AJ:33:GLN:O	10:AJ:75:ILE:HG12	1.82	0.79
43:BK:3:LYS:HB3	43:BK:29:GLN:HB3	1.63	0.79
14:AN:41:ARG:HG2	14:AN:41:ARG:HH11	1.46	0.79
1:AA:973:G:H1'	10:AJ:55:LYS:CE	2.13	0.79
10:AJ:64:GLU:HG2	14:AN:59:ALA:HB2	1.64	0.79
35:BA:226:G:H4'	35:BA:227:A:OP1	1.83	0.79
12:AL:24:VAL:O	12:AL:24:VAL:HG12	1.82	0.79
36:BB:115:G:H2'	36:BB:116:G:H8	1.48	0.79
53:BV:15:GLU:CB	53:BV:16:PRO:HD2	2.10	0.79
56:BY:97:ARG:HH11	56:BY:97:ARG:HG3	1.48	0.79
33:B8:6:THR:CG2	33:B8:63:PRO:HD3	2.13	0.79
52:BU:104:GLN:HB3	53:BV:44:LYS:NZ	1.98	0.79
26:B1:5:CYS:HG	26:B1:62:VAL:HA	1.48	0.79
24:AY:380:LEU:O	24:AY:381:LYS:HE2	1.83	0.79
41:BG:106:LEU:HA	41:BG:110:ALA:HB3	1.64	0.79
36:BB:7:G:C2'	36:BB:8:U:H5''	2.12	0.79
35:BA:751:A:H5'	54:BW:90:ARG:HA	1.65	0.79
1:AA:294:U:H2'	1:AA:295:C:C6	2.17	0.79
41:BG:56:ALA:HB1	41:BG:153:ARG:CZ	2.12	0.79
56:BY:8:LYS:H	56:BY:8:LYS:HD2	1.47	0.79
42:BH:16:SER:CB	42:BH:27:LYS:HB2	2.12	0.79
31:B6:5:VAL:HG12	31:B6:6:ARG:H	1.47	0.79
27:B2:7:ARG:HG3	27:B2:7:ARG:NH1	1.96	0.79
35:BA:2796:U:H3'	35:BA:2799:C:C5'	2.12	0.79
35:BA:1452:A:H3'	35:BA:1453:U:C5'	2.12	0.79
24:AY:526:VAL:HB	24:AY:566:THR:HA	1.63	0.79
24:AY:198:GLU:HG3	24:AY:198:GLU:O	1.83	0.79
39:BE:81:ILE:HG22	39:BE:81:ILE:O	1.81	0.79
47:BP:85:LEU:N	47:BP:85:LEU:HD23	1.93	0.79
19:AS:43:GLU:O	19:AS:45:VAL:HG13	1.81	0.79
35:BA:894:C:O2'	35:BA:895:U:H5'	1.81	0.79
29:B4:14:ILE:O	29:B4:21:VAL:HG13	1.83	0.79
41:BG:9:ARG:HD3	41:BG:13:GLU:OE2	1.83	0.79
25:B0:60:PHE:CE2	35:BA:2365:G:H4'	2.17	0.79
35:BA:2555:U:H2'	35:BA:2556:C:H5'	1.65	0.79
12:AL:17:LYS:HD3	12:AL:18:VAL:HG22	1.65	0.79
1:AA:243:A:H4'	1:AA:244:U:O5'	1.83	0.79
35:BA:2591:C:OP2	38:BD:239:ARG:HB3	1.83	0.79

Continued on next page...

Continued from previous page...

Atom-1	Atom-2	Interatomic distance (Å)	Clash overlap (Å)
2:AB:126:GLU:HA	2:AB:129:GLU:OE1	1.83	0.79
13:AM:96:LEU:CB	13:AM:97:PRO:HD2	2.05	0.78
45:BN:47:ALA:H	45:BN:48:MET:HE2	1.48	0.78
42:BH:170:ARG:O	42:BH:171:LEU:HB3	1.83	0.78
22:AV:46:G:H4'	22:AV:47:U:C5	2.12	0.78
24:AY:488:THR:O	24:AY:516:PRO:HG3	1.82	0.78
39:BE:9:VAL:CG2	39:BE:10:GLY:N	2.46	0.78
57:BZ:84:GLU:O	57:BZ:85:HIS:HB2	1.82	0.78
24:AY:613:PRO:C	24:AY:615:GLU:H	1.84	0.78
51:BT:125:ARG:HA	51:BT:125:ARG:HH11	1.47	0.78
35:BA:1796:U:OP1	38:BD:276:LYS:HE3	1.83	0.78
35:BA:528:A:C2	35:BA:2043:C:H5'	2.18	0.78
38:BD:226:MET:HB3	38:BD:230:ASP:HB2	1.63	0.78
32:B7:41:ARG:HH22	35:BA:460:A:P	2.07	0.78
24:AY:400:GLU:O	24:AY:402:ILE:HD12	1.83	0.78
38:BD:158:ALA:HB3	38:BD:161:THR:HG21	1.65	0.78
52:BU:54:LYS:O	52:BU:58:ARG:HG3	1.83	0.78
31:B6:14:THR:O	31:B6:49:HIS:HA	1.83	0.78
43:BK:93:ARG:CG	57:BZ:112:ARG:HE	1.96	0.78
35:BA:2723:C:H5''	49:BR:2:ARG:HH11	1.48	0.78
50:BS:28:VAL:HG12	50:BS:29:PHE:H	1.48	0.78
24:AY:309:LEU:O	24:AY:390:VAL:HA	1.83	0.78
1:AA:294:U:H2'	1:AA:295:C:H6	1.48	0.78
30:B5:40:LYS:NZ	30:B5:46:CYS:H	1.81	0.78
10:AJ:22:LYS:O	10:AJ:22:LYS:HD2	1.82	0.78
1:AA:998:G:H2'	1:AA:999:C:C2	2.17	0.78
35:BA:1375:C:H2'	35:BA:1376:C:H6	1.48	0.78
10:AJ:32:ALA:HB2	10:AJ:76:ASN:HD22	1.47	0.78
2:AB:22:LYS:CA	2:AB:22:LYS:HE2	2.12	0.78
24:AY:416:LYS:CD	24:AY:417:THR:H	1.95	0.78
41:BG:28:VAL:O	41:BG:31:VAL:HG12	1.83	0.78
41:BG:41:GLN:HB3	41:BG:43:LEU:CD2	2.12	0.78
35:BA:2348:U:C2'	35:BA:2349:G:H5''	2.13	0.78
19:AS:78:ARG:HB2	19:AS:81:ARG:HH11	1.47	0.78
27:B2:3:LEU:CD2	27:B2:7:ARG:HH12	1.94	0.78
27:B2:21:LEU:O	27:B2:24:LEU:HB3	1.84	0.78
35:BA:2241:A:H2'	35:BA:2242:G:H8	1.48	0.78
13:AM:23:TYR:HB3	13:AM:67:GLU:HB3	1.62	0.78
5:AE:102:ALA:HB2	5:AE:120:THR:OG1	1.83	0.78
1:AA:269:C:H2'	1:AA:270:A:C8	2.19	0.78
40:BF:158:THR:HG23	40:BF:160:ASN:H	1.49	0.78

Continued on next page...

Continued from previous page...

Atom-1	Atom-2	Interatomic distance (Å)	Clash overlap (Å)
29:B4:48:ARG:O	29:B4:49:PHE:HD1	1.67	0.78
1:AA:973:G:O4'	10:AJ:55:LYS:HG3	1.83	0.78
35:BA:756:C:O2'	35:BA:757:U:H5'	1.84	0.78
36:BB:106:G:H5''	57:BZ:31:ARG:HB3	1.66	0.78
49:BR:21:TYR:HB3	49:BR:47:PHE:CD2	2.19	0.78
35:BA:739:G:H4'	35:BA:740:U:OP1	1.83	0.78
35:BA:2313:C:H6	35:BA:2313:C:H5'	1.46	0.78
41:BG:41:GLN:HB3	41:BG:43:LEU:HD21	1.65	0.78
35:BA:1243:G:H1'	47:BP:8:PRO:HB3	1.65	0.78
35:BA:272(H):C:C2'	35:BA:272(I):U:H5''	2.14	0.78
46:BO:115:VAL:HG13	46:BO:121:VAL:HG21	1.64	0.78
35:BA:2103:C:C2'	35:BA:2104:G:H5''	2.13	0.78
43:BK:23:VAL:HG13	43:BK:27:LEU:HD22	1.64	0.78
13:AM:65:LYS:C	13:AM:66:LEU:HD12	2.03	0.78
41:BG:135:LEU:HD11	41:BG:155:MET:HG3	1.65	0.78
53:BV:28:GLU:OE1	53:BV:31:ALA:HB2	1.83	0.78
35:BA:392:C:H5''	35:BA:409:C:H5''	1.64	0.78
35:BA:784:A:H5''	38:BD:227:ASN:ND2	1.98	0.78
11:AK:16:SER:O	11:AK:35:PRO:HG3	1.83	0.78
1:AA:55:A:HO2'	24:AY:321:TYR:HD1	1.28	0.78
41:BG:173:LEU:HA	41:BG:176:LEU:HD12	1.65	0.78
35:BA:651:G:H2'	35:BA:652:C:H5'	1.65	0.78
22:AV:53:G:O2'	22:AV:54:U:H5'	1.84	0.78
45:BN:104:LYS:HE3	45:BN:117:PHE:CD2	2.18	0.78
35:BA:1721:G:C6	35:BA:1739:U:H5'	2.19	0.78
35:BA:1188:U:O2'	35:BA:1189:A:H5'	1.84	0.78
22:AV:46:G:O3'	22:AV:47:U:H6	1.66	0.78
9:AI:114:TYR:HE1	10:AJ:60:ARG:H	1.32	0.78
4:AD:162:LEU:HD11	4:AD:181:MET:HG2	1.65	0.78
35:BA:548:A:H2'	35:BA:549:G:H5'	1.65	0.78
2:AB:118:LEU:HB3	2:AB:142:LEU:HD12	1.66	0.78
29:B4:10:VAL:HG23	29:B4:11:PRO:HD2	1.63	0.78
35:BA:1748:G:H5'	35:BA:1748:G:H8	1.47	0.78
35:BA:288:C:H2'	35:BA:289:A:H8	1.47	0.78
10:AJ:32:ALA:HB2	10:AJ:76:ASN:ND2	1.98	0.78
35:BA:2306:C:H5''	35:BA:2307:G:O4'	1.84	0.78
35:BA:833:U:H5''	47:BP:48:PRO:HB3	1.63	0.78
2:AB:22:LYS:H	2:AB:40:HIS:CE1	2.02	0.78
35:BA:154(A):C:H3'	35:BA:155:U:C5'	2.13	0.78
2:AB:83:MET:HG3	2:AB:234:PRO:HG3	1.66	0.78
9:AI:48:GLU:N	9:AI:49:PRO:HD2	1.99	0.78

Continued on next page...

Continued from previous page...

Atom-1	Atom-2	Interatomic distance (Å)	Clash overlap (Å)
47:BP:79:ARG:O	47:BP:111:ARG:HB2	1.84	0.78
24:AY:225:GLU:HB2	24:AY:228:MET:HE1	1.66	0.78
35:BA:142:A:H8	35:BA:1595:G:H21	1.31	0.78
10:AJ:50:ILE:HD11	14:AN:41:ARG:NH1	1.99	0.78
24:AY:406:GLU:HB3	24:AY:407:PRO:HD2	1.66	0.78
4:AD:98:GLU:HG2	4:AD:189:PRO:HG3	1.66	0.78
35:BA:1722:A:O2'	35:BA:1739:U:H5''	1.84	0.78
35:BA:2126:A:H4'	35:BA:2127:G:O5'	1.83	0.78
24:AY:141:LYS:O	24:AY:144:ALA:HB2	1.84	0.77
41:BG:82:LEU:CD1	41:BG:87:PRO:HB3	2.13	0.77
35:BA:195:A:H5''	35:BA:196:A:OP2	1.84	0.77
24:AY:513:LYS:HB2	24:AY:566:THR:HB	1.66	0.77
35:BA:1649:G:O2'	35:BA:1650:G:H5'	1.85	0.77
35:BA:2720:U:H2'	35:BA:2721:A:H8	1.48	0.77
53:BV:40:LEU:HA	53:BV:45:THR:HB	1.66	0.77
35:BA:2348:U:H2'	35:BA:2349:G:H5''	1.66	0.77
43:BK:112:MET:HG3	43:BK:113:PRO:HD3	1.66	0.77
35:BA:1142(A):A:H2'	35:BA:1143:A:H5''	1.65	0.77
45:BN:23:LEU:HB3	45:BN:60:ILE:HG21	1.65	0.77
25:B0:16:SER:HB2	35:BA:2262:U:H5	1.49	0.77
35:BA:2055:C:H4'	35:BA:2056:G:H5''	1.67	0.77
24:AY:453:GLY:HA3	24:AY:459:LEU:CD1	2.14	0.77
24:AY:519:ARG:NH1	24:AY:678:GLU:HB2	2.00	0.77
1:AA:1219:U:H2'	1:AA:1220:G:C8	2.19	0.77
38:BD:165:ILE:HD13	38:BD:175:LEU:HD21	1.66	0.77
51:BT:13:ARG:HA	51:BT:13:ARG:NH1	1.99	0.77
41:BG:91:ARG:HD2	41:BG:92:VAL:N	2.00	0.77
56:BY:7:VAL:HB	56:BY:8:LYS:CD	2.13	0.77
41:BG:77:ILE:CG2	41:BG:80:PHE:H	1.92	0.77
47:BP:102:ARG:CB	47:BP:102:ARG:NH1	2.47	0.77
47:BP:126:VAL:HA	47:BP:145:PRO:CB	2.13	0.77
47:BP:84:ASN:HA	47:BP:115:LEU:O	1.83	0.77
27:B2:47:ASN:ND2	35:BA:94(A):G:H21	1.82	0.77
1:AA:161:A:H2'	1:AA:162:A:C8	2.20	0.77
8:AH:17:THR:HB	8:AH:78:GLN:OE1	1.84	0.77
27:B2:69:ARG:HH22	35:BA:111:A:C4'	1.94	0.77
40:BF:107:LYS:O	40:BF:110:LEU:N	2.17	0.77
35:BA:1348:G:C2'	35:BA:1349:A:H5''	2.14	0.77
3:AC:50:ALA:O	3:AC:70:VAL:HG13	1.83	0.77
41:BG:76:SER:HB3	41:BG:83:ARG:HB3	1.66	0.77
24:AY:637:ARG:HG3	24:AY:637:ARG:NH1	1.99	0.77

Continued on next page...

Continued from previous page...

Atom-1	Atom-2	Interatomic distance (Å)	Clash overlap (Å)
35:BA:2562:U:H1'	46:BO:23:ARG:HH11	1.50	0.77
53:BV:2:PHE:O	53:BV:3:ALA:HB3	1.83	0.77
1:AA:438:G:H4'	1:AA:439:A:OP1	1.85	0.77
24:AY:276:VAL:HG12	24:AY:277:VAL:N	1.98	0.77
3:AC:207:VAL:O	3:AC:207:VAL:HG12	1.82	0.77
24:AY:9:LEU:CD2	24:AY:284:LEU:HB2	2.14	0.77
8:AH:109:ILE:HG12	8:AH:110:ALA:N	1.97	0.77
35:BA:894:C:C2'	35:BA:895:U:H5'	2.14	0.77
35:BA:533:G:H5''	52:BU:24:TYR:CD1	2.18	0.77
1:AA:1026:G:H2'	1:AA:1027:C:H5'	1.65	0.77
7:AG:151:TYR:OH	11:AK:54:ARG:HD3	1.84	0.77
48:BQ:35:VAL:HG23	48:BQ:101:ARG:O	1.84	0.77
7:AG:101:LEU:N	7:AG:101:LEU:HD23	1.98	0.77
51:BT:65:LYS:HA	51:BT:65:LYS:NZ	1.99	0.77
24:AY:12:LEU:O	24:AY:283:PRO:HD3	1.84	0.77
16:AP:20:VAL:HG21	16:AP:32:TYR:CB	2.14	0.77
3:AC:20:SER:HB3	3:AC:40:ARG:HH22	1.50	0.77
38:BD:9:TYR:CD1	38:BD:10:THR:HG22	2.20	0.77
43:BK:17:ALA:HB3	43:BK:38:VAL:HG13	1.66	0.77
53:BV:21:ARG:HH11	53:BV:21:ARG:HG2	1.49	0.77
36:BB:86:G:H2'	36:BB:87:G:C8	2.19	0.77
38:BD:132:PRO:HG3	38:BD:190:TYR:CE1	2.19	0.77
45:BN:104:LYS:HE3	45:BN:117:PHE:CE2	2.18	0.77
35:BA:1434:A:H61	35:BA:1558:A:N6	1.82	0.77
1:AA:1030(D):A:H2'	1:AA:1031:G:H5'	1.66	0.77
26:B1:56:GLN:HE21	26:B1:56:GLN:HA	1.50	0.77
37:BC:101:ILE:O	37:BC:105:LEU:HB2	1.84	0.77
12:AL:86:ARG:NH2	12:AL:99:HIS:CD2	2.53	0.77
35:BA:537:C:H2'	35:BA:538:G:H8	1.50	0.77
40:BF:157:VAL:HG22	40:BF:194:MET:HG2	1.67	0.77
36:BB:48:A:H4'	50:BS:95:HIS:CD2	2.18	0.77
47:BP:85:LEU:H	47:BP:85:LEU:CD2	1.95	0.77
13:AM:19:LEU:HB3	13:AM:25:ILE:HG21	1.66	0.77
4:AD:36:ARG:CB	4:AD:36:ARG:HH11	1.98	0.77
1:AA:708:C:H2'	1:AA:709:G:H8	1.48	0.77
35:BA:2132:U:C4	37:BC:6:LYS:HD2	2.20	0.77
35:BA:2439:A:O2'	35:BA:2587:A:H5''	1.83	0.77
10:AJ:49:VAL:CG2	14:AN:41:ARG:HB2	2.15	0.77
35:BA:1390:U:O2'	35:BA:1391:U:H5'	1.85	0.77
1:AA:1319:A:OP1	19:AS:10:PHE:CE1	2.37	0.77
2:AB:155:LEU:HD13	2:AB:155:LEU:C	2.05	0.77

Continued on next page...

Continued from previous page...

Atom-1	Atom-2	Interatomic distance (Å)	Clash overlap (Å)
56:BY:8:LYS:HB2	56:BY:28:LYS:HZ1	1.48	0.77
2:AB:222:ILE:HB	2:AB:226:ARG:HH21	1.49	0.77
35:BA:2807:G:C3'	35:BA:2808:U:H5''	2.13	0.77
35:BA:272(H):C:H2'	35:BA:272(I):U:C5'	2.15	0.77
12:AL:28:LYS:HE2	12:AL:33:ARG:HH12	1.48	0.77
51:BT:6:LEU:HD23	51:BT:6:LEU:C	2.05	0.77
2:AB:178:ARG:NH1	2:AB:178:ARG:HG2	1.98	0.77
35:BA:845:G:OP2	35:BA:845:G:H8	1.68	0.77
18:AR:37:VAL:CG2	18:AR:38:GLU:H	1.95	0.77
40:BF:187:VAL:HG12	47:BP:7:ARG:NH2	2.00	0.77
58:AY:701:FUA:H231	58:AY:701:FUA:H122	1.64	0.77
3:AC:16:ARG:CB	3:AC:16:ARG:HH11	1.96	0.77
1:AA:1318:A:H1'	19:AS:37:ARG:HH21	1.49	0.77
42:BH:76:VAL:O	42:BH:79:VAL:HG22	1.85	0.77
1:AA:773:G:O2'	1:AA:774:G:H5'	1.85	0.77
15:AO:56:LEU:O	15:AO:60:VAL:HG23	1.84	0.77
1:AA:1423:G:C5'	46:BO:49:ARG:HH22	1.97	0.77
54:BW:68:ARG:O	54:BW:109:GLU:HA	1.85	0.77
35:BA:878:A:H2'	35:BA:879:G:O4'	1.84	0.77
24:AY:466:LEU:HA	24:AY:470:PHE:HD2	1.47	0.76
38:BD:35:LYS:HG3	38:BD:63:ARG:HG3	1.67	0.76
35:BA:1043:C:C2'	35:BA:1044:G:H5''	2.14	0.76
46:BO:104:ARG:HH21	51:BT:33:LYS:HE3	1.50	0.76
25:B0:7:LEU:CD1	48:BQ:85:LYS:HE2	2.15	0.76
15:AO:17:ARG:HH11	15:AO:17:ARG:HG3	1.49	0.76
35:BA:654(G):C:H2'	35:BA:654(H):G:H8	1.50	0.76
5:AE:50:GLU:OE2	5:AE:51:VAL:HG23	1.84	0.76
37:BC:65:LEU:HD11	37:BC:162:ILE:HD13	1.67	0.76
35:BA:2183:C:O2'	35:BA:2184:G:H5'	1.85	0.76
17:AQ:57:VAL:HG23	17:AQ:58:GLU:N	2.00	0.76
35:BA:1265:A:H5'	35:BA:1267:U:H1'	1.65	0.76
37:BC:92:ALA:HB2	37:BC:154:ILE:HD13	1.67	0.76
31:B6:43:CYS:HB2	31:B6:44:ARG:NH2	1.98	0.76
35:BA:2454:G:H2'	35:BA:2455:G:H5'	1.66	0.76
30:B5:55:ARG:NH2	49:BR:33:ARG:HD2	2.00	0.76
36:BB:13:A:O2'	36:BB:14:U:H3'	1.84	0.76
11:AK:33:THR:HG22	11:AK:39:PRO:HA	1.67	0.76
35:BA:41:C:H2'	35:BA:42:G:O4'	1.84	0.76
40:BF:53:THR:HG22	40:BF:56:GLU:CG	2.12	0.76
24:AY:113:GLY:C	24:AY:115:GLU:H	1.84	0.76
33:B8:61:LEU:HD12	33:B8:62:LEU:H	1.48	0.76

Continued on next page...

Continued from previous page...

Atom-1	Atom-2	Interatomic distance (Å)	Clash overlap (Å)
24:AY:491:VAL:CG1	24:AY:596:LYS:HD3	2.15	0.76
47:BP:147:LEU:C	47:BP:148:LEU:HD12	2.05	0.76
35:BA:2636:U:H4'	39:BE:80:GLU:OE1	1.86	0.76
36:BB:87:G:H3'	36:BB:88:C:H5''	1.67	0.76
52:BU:95:LEU:HD12	53:BV:11:GLN:HG3	1.67	0.76
1:AA:793:U:H3'	1:AA:794:A:C5'	2.11	0.76
4:AD:88:VAL:O	4:AD:92:VAL:HG23	1.85	0.76
45:BN:67:LEU:CD2	45:BN:87:LEU:HB3	2.16	0.76
37:BC:215:VAL:HG23	37:BC:225:ILE:HG12	1.68	0.76
35:BA:336:C:H4'	56:BY:7:VAL:HG21	1.65	0.76
35:BA:2317:C:C2'	35:BA:2318:G:H5'	2.14	0.76
35:BA:406:G:HO2'	35:BA:407:G:H8	1.31	0.76
35:BA:2314:C:O2'	35:BA:2315:G:H5'	1.86	0.76
42:BH:98:LEU:HD12	42:BH:102:ALA:O	1.84	0.76
51:BT:28:VAL:CG2	51:BT:46:GLU:HA	2.16	0.76
35:BA:363(B):G:H2'	35:BA:363(C):G:H8	1.48	0.76
34:B9:29:ASN:HD22	34:B9:29:ASN:H	1.33	0.76
49:BR:45:ARG:HG3	49:BR:46:GLY:H	1.50	0.76
11:AK:29:ILE:O	11:AK:29:ILE:HG12	1.84	0.76
35:BA:2074:U:H2'	35:BA:2075:U:C6	2.20	0.76
10:AJ:20:ALA:C	10:AJ:22:LYS:H	1.86	0.76
2:AB:107:THR:HA	2:AB:110:GLN:HE21	1.50	0.76
35:BA:1053:C:C3'	35:BA:1054:A:H5''	2.15	0.76
41:BG:98:ARG:N	41:BG:98:ARG:HH11	1.82	0.76
35:BA:2133:G:C2'	35:BA:2157:G:H22	1.97	0.76
35:BA:272(G):C:C2'	35:BA:272(H):C:H5''	2.14	0.76
50:BS:34:HIS:CE1	50:BS:54:LEU:HB3	2.19	0.76
1:AA:625:G:H2'	1:AA:626:U:H6	1.48	0.76
36:BB:26:A:H2'	36:BB:27:C:C6	2.20	0.76
9:AI:79:LEU:HD11	9:AI:83:ARG:HD2	1.67	0.76
41:BG:68:PRO:CB	41:BG:90:LEU:HD11	2.16	0.76
33:B8:13:ARG:NH1	47:BP:59:LEU:HG	2.01	0.76
35:BA:621:A:C2'	35:BA:622:G:H5'	2.15	0.76
35:BA:900:A:H5'	35:BA:900:A:C8	2.20	0.76
41:BG:135:LEU:HD12	41:BG:135:LEU:N	1.98	0.76
28:B3:23:LEU:HA	28:B3:26:LEU:HD12	1.67	0.76
35:BA:2178:C:H4'	37:BC:47:LYS:HD3	1.67	0.76
37:BC:48:LEU:N	37:BC:48:LEU:HD12	2.01	0.76
1:AA:41:G:H2'	1:AA:42:G:H8	1.50	0.76
35:BA:301:G:H1'	35:BA:302:C:C6	2.21	0.76
5:AE:7:GLU:HG2	5:AE:112:LEU:CD2	2.15	0.76

Continued on next page...

Continued from previous page...

Atom-1	Atom-2	Interatomic distance (Å)	Clash overlap (Å)
35:BA:2262:U:C2'	35:BA:2263:C:H5'	2.15	0.76
35:BA:279:C:C3'	35:BA:280:C:H5''	2.14	0.76
35:BA:484:C:OP1	56:BY:50:ARG:HG3	1.86	0.76
35:BA:328:U:H4'	56:BY:68:HIS:CD2	2.21	0.76
51:BT:80:SER:HB3	51:BT:81:PRO:HD3	1.66	0.76
41:BG:49:ASP:O	41:BG:50:ALA:HB3	1.86	0.76
35:BA:1097:U:H2'	35:BA:1098:A:H5'	1.68	0.76
41:BG:34:LEU:HB2	41:BG:99:MET:CE	2.16	0.76
39:BE:111:ARG:CZ	49:BR:2:ARG:HH21	1.99	0.76
35:BA:1540:U:H3'	35:BA:1541:G:H3'	1.65	0.76
35:BA:481:G:OP2	56:BY:47:LYS:HD3	1.86	0.76
35:BA:955:C:OP2	48:BQ:14:ARG:HD2	1.85	0.76
24:AY:605:ILE:HD11	24:AY:677:GLN:HG2	1.68	0.76
35:BA:395:U:H2'	35:BA:396:G:N7	2.00	0.76
24:AY:169:GLY:HA3	24:AY:173:THR:O	1.86	0.76
40:BF:26:ALA:O	40:BF:27:GLU:HG3	1.85	0.76
35:BA:1779:U:H5	35:BA:1784:A:N7	1.84	0.76
24:AY:6:GLU:O	24:AY:6:GLU:HG2	1.86	0.76
35:BA:142:A:H5'	35:BA:142(A):C:OP2	1.86	0.75
24:AY:513:LYS:HB3	24:AY:566:THR:HB	1.67	0.75
56:BY:50:ARG:HD2	56:BY:50:ARG:O	1.86	0.75
43:BK:75:SER:O	43:BK:79:ARG:HG3	1.86	0.75
13:AM:90:LEU:O	13:AM:93:ARG:N	2.19	0.75
41:BG:34:LEU:HA	41:BG:161:THR:HA	1.68	0.75
2:AB:17:PHE:HB3	2:AB:44:LEU:HD21	1.68	0.75
35:BA:605:C:H2'	35:BA:606:U:H6	1.52	0.75
35:BA:2020:A:C2'	35:BA:2021:C:H5''	2.16	0.75
41:BG:97:ASP:O	41:BG:101:ILE:HG13	1.86	0.75
35:BA:2454:G:O2'	35:BA:2455:G:H5'	1.85	0.75
40:BF:192:LEU:C	40:BF:192:LEU:HD23	2.06	0.75
46:BO:114:ILE:N	46:BO:114:ILE:HD12	2.00	0.75
12:AL:54:LYS:HB3	12:AL:70:ILE:HD11	1.67	0.75
14:AN:31:ARG:O	14:AN:32:SER:HB2	1.85	0.75
11:AK:58:PRO:HA	11:AK:90:GLY:HA3	1.68	0.75
1:AA:1328:C:H2'	1:AA:1329:A:H8	1.50	0.75
28:B3:52:HIS:H	28:B3:52:HIS:CD2	2.00	0.75
25:B0:25:ARG:HD2	25:B0:29:GLN:HE21	1.52	0.75
31:B6:40:CYS:HB2	31:B6:46:HIS:CE1	2.22	0.75
40:BF:178:PRO:HG2	40:BF:179:GLU:OE1	1.86	0.75
42:BH:169:VAL:HG22	42:BH:170:ARG:H	1.51	0.75
41:BG:131:TYR:HB3	41:BG:159:VAL:HG13	1.66	0.75

Continued on next page...

Continued from previous page...

Atom-1	Atom-2	Interatomic distance (Å)	Clash overlap (Å)
5:AE:76:ILE:HG13	5:AE:142:LEU:CD1	2.17	0.75
38:BD:44:ASN:HB2	38:BD:48:ARG:O	1.87	0.75
4:AD:189:PRO:HB2	4:AD:194:LEU:HD21	1.69	0.75
35:BA:2171:A:H1'	35:BA:2172:U:C5	2.21	0.75
25:B0:27:GLU:HA	25:B0:67:VAL:O	1.87	0.75
12:AL:47:LYS:HD2	12:AL:48:PRO:HD3	1.68	0.75
24:AY:201:ILE:H	24:AY:201:ILE:HD12	1.50	0.75
30:B5:58:LEU:C	30:B5:58:LEU:HD13	2.07	0.75
35:BA:1174:A:H5'	35:BA:1175:U:H5''	1.66	0.75
1:AA:512:U:H2'	1:AA:513:C:H6	1.52	0.75
24:AY:416:LYS:HD3	24:AY:417:THR:N	2.02	0.75
57:BZ:42:VAL:HG13	57:BZ:43:GLU:N	2.00	0.75
1:AA:1208:C:H2'	1:AA:1209:C:H6	1.52	0.75
18:AR:74:ARG:HB3	18:AR:81:PHE:CE2	2.21	0.75
35:BA:1887:C:H3'	35:BA:1888:G:H5''	1.69	0.75
45:BN:32:THR:HG23	45:BN:37:LYS:HB3	1.68	0.75
10:AJ:16:LEU:HD13	10:AJ:16:LEU:O	1.87	0.75
41:BG:68:PRO:HB3	41:BG:90:LEU:HD11	1.66	0.75
35:BA:631:A:OP1	47:BP:64:LYS:HE2	1.86	0.75
1:AA:1497:G:O2'	1:AA:1498:U:H5'	1.87	0.75
24:AY:555:LEU:HD21	24:AY:599:PRO:CG	2.17	0.75
39:BE:44:TYR:O	39:BE:45:THR:HB	1.85	0.75
53:BV:79:VAL:O	53:BV:80:GLN:HB2	1.86	0.75
3:AC:113:ALA:HB3	3:AC:183:ASP:OD2	1.86	0.75
12:AL:18:VAL:HG23	12:AL:19:ARG:H	1.49	0.75
35:BA:389:G:H1	47:BP:71:VAL:HG12	1.51	0.75
1:AA:584:G:H2'	1:AA:585:G:C8	2.22	0.75
40:BF:4:VAL:HG13	40:BF:19:GLU:OE2	1.87	0.75
9:AI:53:VAL:C	9:AI:55:ALA:H	1.90	0.75
1:AA:1037:C:H2'	1:AA:1038:C:C2	2.22	0.75
56:BY:7:VAL:HB	56:BY:8:LYS:CE	2.17	0.75
35:BA:2572:A:H5'	35:BA:2574:G:C4'	2.15	0.75
24:AY:84:THR:H	24:AY:85:PRO:CD	1.98	0.75
38:BD:9:TYR:O	38:BD:10:THR:HG22	1.87	0.75
51:BT:55:ASN:N	51:BT:59:THR:HG22	2.02	0.75
35:BA:1035:U:H2'	35:BA:1036:G:H8	1.51	0.75
6:AF:100:ASN:O	18:AR:28:GLU:HG2	1.86	0.75
57:BZ:137:ILE:HG21	57:BZ:155:LEU:HD12	1.68	0.75
2:AB:42:ILE:HD11	2:AB:202:PRO:HB2	1.67	0.75
26:B1:18:ILE:HD11	26:B1:37:ILE:HG12	1.68	0.75
3:AC:14:ILE:HG13	3:AC:15:THR:N	2.02	0.75

Continued on next page...

Continued from previous page...

Atom-1	Atom-2	Interatomic distance (Å)	Clash overlap (Å)
35:BA:1080:C:H4'	43:BK:125:ARG:HB3	1.69	0.75
56:BY:76:CYS:HB3	56:BY:96:ILE:HD11	1.69	0.75
35:BA:1538:G:H2'	35:BA:1539:G:H8	1.49	0.75
35:BA:1541:G:H1'	35:BA:1542:A:C4	2.21	0.75
1:AA:1239:A:H2'	1:AA:1298:C:H42	1.51	0.75
35:BA:2801(A):A:H4'	35:BA:2802:G:C8	2.21	0.75
35:BA:914:C:H2'	35:BA:915:C:H5'	1.68	0.75
31:B6:35:GLU:HB2	31:B6:51:GLU:HB2	1.67	0.75
26:B1:64:ALA:HA	26:B1:67:ILE:HG13	1.69	0.75
24:AY:348:ARG:NH1	24:AY:382:GLU:HG3	2.01	0.75
35:BA:2425:A:H4'	35:BA:2426:A:H5''	1.69	0.74
57:BZ:179:ASP:HB3	57:BZ:182:LYS:HD2	1.68	0.74
42:BH:105:LEU:CD2	42:BH:113:VAL:HB	2.17	0.74
35:BA:1759:A:H5'	35:BA:2715:C:H1'	1.68	0.74
32:B7:46:VAL:HG12	32:B7:47:ARG:H	1.52	0.74
1:AA:477:A:O2'	1:AA:479:C:H5'	1.86	0.74
29:B4:8:LYS:O	29:B4:9:LEU:HB2	1.85	0.74
56:BY:17:SER:CB	56:BY:71:LYS:HD2	2.17	0.74
23:AX:13:A:H3'	23:AX:14:A:C5'	2.16	0.74
38:BD:43:ARG:HD2	38:BD:44:ASN:OD1	1.87	0.74
8:AH:86:ILE:HG12	8:AH:135:CYS:HA	1.69	0.74
48:BQ:2:LEU:HD12	48:BQ:3:MET:H	1.52	0.74
38:BD:142:VAL:HG23	38:BD:192:THR:C	2.08	0.74
1:AA:707:C:O2'	1:AA:708:C:H5'	1.87	0.74
3:AC:123:GLN:HB3	3:AC:128:PHE:HD2	1.53	0.74
37:BC:211:ARG:HG3	37:BC:211:ARG:HH11	1.52	0.74
35:BA:2008:C:H2'	35:BA:2009:G:H8	1.50	0.74
24:AY:252:ASP:HB2	24:AY:254:LYS:HE3	1.68	0.74
3:AC:86:VAL:O	3:AC:90:GLU:HG2	1.86	0.74
30:B5:55:ARG:HH22	49:BR:33:ARG:CD	2.00	0.74
24:AY:554:PRO:HG3	24:AY:594:VAL:HG12	1.69	0.74
38:BD:76:PRO:HG2	38:BD:98:VAL:CG2	2.16	0.74
4:AD:36:ARG:HH11	4:AD:36:ARG:HB3	1.50	0.74
35:BA:1113:U:H2'	35:BA:1114:G:C8	2.21	0.74
35:BA:1678:G:N2	35:BA:1989:G:H22	1.85	0.74
24:AY:423:LYS:HB3	24:AY:472:VAL:CG2	2.18	0.74
1:AA:656:C:H4'	15:AO:62:GLN:NE2	2.02	0.74
25:B0:43:THR:H	35:BA:2331:G:H4'	1.52	0.74
5:AE:101:ILE:HD13	5:AE:118:ILE:O	1.87	0.74
3:AC:32:LEU:HB3	3:AC:59:ARG:HH22	1.51	0.74
37:BC:84:ILE:HG23	37:BC:95:VAL:HG12	1.66	0.74

Continued on next page...

Continued from previous page...

Atom-1	Atom-2	Interatomic distance (Å)	Clash overlap (Å)
9:AI:95:LYS:HD3	9:AI:96:LEU:N	2.02	0.74
26:B1:18:ILE:CD1	26:B1:37:ILE:HG12	2.18	0.74
48:BQ:79:LEU:HD23	48:BQ:80:GLU:H	1.52	0.74
42:BH:19:VAL:HG12	42:BH:20:ALA:H	1.52	0.74
41:BG:138:GLN:OE1	41:BG:153:ARG:HG2	1.86	0.74
35:BA:2334:G:H5'	50:BS:13:ARG:HD3	1.69	0.74
35:BA:621:A:H2'	35:BA:622:G:C5'	2.17	0.74
35:BA:2735:G:H2'	35:BA:2736:G:C8	2.22	0.74
1:AA:490:G:H2'	1:AA:491:G:H8	1.52	0.74
57:BZ:77:ASP:O	57:BZ:79:ARG:N	2.20	0.74
24:AY:655:TYR:OH	24:AY:659:LEU:HD23	1.87	0.74
1:AA:182:U:H5'	1:AA:183:G:OP2	1.87	0.74
1:AA:1346:A:H61	1:AA:1374:A:H3'	1.52	0.74
35:BA:1203:G:H3'	35:BA:1204:A:H5''	1.69	0.74
42:BH:169:VAL:HG13	42:BH:170:ARG:N	2.02	0.74
22:AV:21:A:N6	22:AV:46:G:H2'	1.99	0.74
47:BP:30:THR:CG2	47:BP:31:ALA:H	1.99	0.74
9:AI:104:ARG:O	9:AI:105:ASP:HB3	1.86	0.74
3:AC:150:LYS:HB2	3:AC:169:ALA:HB2	1.70	0.74
12:AL:75:HIS:CD2	12:AL:77:LEU:HB2	2.22	0.74
1:AA:474:G:H2'	1:AA:475:G:C8	2.21	0.74
29:B4:15:ILE:HB	29:B4:32:TYR:HA	1.68	0.74
37:BC:74:ARG:HG2	37:BC:74:ARG:HH11	1.52	0.74
46:BO:76:ALA:HB3	51:BT:75:ILE:HB	1.69	0.74
1:AA:1006:C:H2'	1:AA:1007:C:C6	2.23	0.74
1:AA:793:U:C3'	1:AA:794:A:H5''	2.13	0.74
27:B2:2:LYS:HB2	35:BA:97:C:H5''	1.69	0.74
13:AM:10:PRO:HG2	13:AM:11:ARG:H	1.51	0.74
35:BA:2591:C:H2'	35:BA:2592:G:H8	1.52	0.74
35:BA:1064:C:H4'	43:BK:89:HIS:CD2	2.22	0.74
4:AD:13:ARG:HA	4:AD:33:MET:CE	2.17	0.74
2:AB:178:ARG:HH11	2:AB:178:ARG:CG	2.00	0.74
35:BA:1790:C:H5''	35:BA:1791:A:OP1	1.88	0.74
33:B8:2:PRO:HA	35:BA:591:C:O2	1.87	0.74
38:BD:91:ARG:HG2	38:BD:91:ARG:HH11	1.53	0.74
35:BA:120:U:H2'	35:BA:120:U:O2	1.86	0.74
35:BA:419:C:H2'	35:BA:420:C:C6	2.22	0.74
10:AJ:9:ARG:HG2	10:AJ:69:ASN:OD1	1.88	0.74
35:BA:88:G:OP1	35:BA:90:U:H5	1.71	0.74
2:AB:29:ALA:O	2:AB:32:ILE:HG22	1.88	0.74
1:AA:663:A:O2'	1:AA:664:G:H5'	1.88	0.74

Continued on next page...

Continued from previous page...

Atom-1	Atom-2	Interatomic distance (Å)	Clash overlap (Å)
37:BC:30:VAL:HA	37:BC:33:LEU:HD12	1.69	0.74
35:BA:229:A:H3'	35:BA:230:U:H5'	1.68	0.74
1:AA:8:A:N6	4:AD:209:ARG:HB2	2.02	0.74
35:BA:1917:U:C2'	35:BA:1918:A:H5'	2.18	0.74
35:BA:83:G:N2	35:BA:102:G:H2'	2.03	0.74
33:B8:54:GLU:O	33:B8:58:ILE:HG12	1.88	0.74
24:AY:9:LEU:C	24:AY:9:LEU:HD23	2.08	0.74
10:AJ:22:LYS:C	10:AJ:22:LYS:HD2	2.08	0.74
35:BA:1434:A:H61	35:BA:1558:A:H62	1.34	0.74
46:BO:1:MET:HG3	46:BO:67:LYS:HG2	1.70	0.74
1:AA:250:A:H4'	1:AA:251:G:O5'	1.87	0.74
41:BG:54:GLU:O	41:BG:57:ALA:HB3	1.87	0.74
1:AA:1238:A:N7	1:AA:1303:C:H1'	2.03	0.74
35:BA:311:A:H5'	35:BA:332:A:C2	2.23	0.74
51:BT:28:VAL:CG1	51:BT:46:GLU:HA	2.18	0.74
43:BK:93:ARG:HG3	57:BZ:112:ARG:NE	2.02	0.74
41:BG:172:LEU:O	41:BG:176:LEU:HG	1.87	0.74
42:BH:83:TYR:O	42:BH:84:SER:HB3	1.88	0.74
10:AJ:63:PHE:HB2	14:AN:57:ARG:O	1.87	0.74
6:AF:67:MET:SD	6:AF:75:LEU:HD22	2.28	0.74
35:BA:395:U:H2'	35:BA:396:G:C8	2.22	0.74
1:AA:1369:C:H2'	1:AA:1370:G:C8	2.23	0.74
25:B0:36:ILE:HG13	25:B0:36:ILE:O	1.86	0.74
24:AY:408:VAL:HG22	24:AY:454:MET:HA	1.70	0.73
24:AY:427:ALA:HB1	24:AY:466:LEU:CD1	2.17	0.73
35:BA:2189:U:C2'	35:BA:2190:G:H5''	2.18	0.73
1:AA:736:C:H2'	1:AA:737:A:C8	2.23	0.73
48:BQ:75:THR:CG2	48:BQ:76:LYS:N	2.51	0.73
3:AC:181:ASN:ND2	3:AC:204:LEU:HB2	2.01	0.73
1:AA:1072:G:H2'	1:AA:1073:U:C6	2.23	0.73
25:B0:11:ARG:HB2	25:B0:11:ARG:HH11	1.51	0.73
35:BA:1812:A:O2'	35:BA:1813:G:H5'	1.87	0.73
55:BX:12:VAL:CG2	55:BX:13:LEU:H	1.95	0.73
56:BY:76:CYS:SG	56:BY:77:PRO:CD	2.74	0.73
42:BH:52:VAL:O	42:BH:52:VAL:HG12	1.86	0.73
9:AI:26:VAL:HG22	9:AI:61:ALA:HB3	1.70	0.73
47:BP:146:VAL:O	47:BP:148:LEU:HD12	1.87	0.73
1:AA:178:C:O2'	1:AA:179:A:H5'	1.88	0.73
35:BA:1075:C:H5'	35:BA:1076:C:OP2	1.88	0.73
35:BA:1062:G:H21	43:BK:133:SER:HA	1.53	0.73
2:AB:233:SER:CB	2:AB:234:PRO:CD	2.66	0.73

Continued on next page...

Continued from previous page...

Atom-1	Atom-2	Interatomic distance (Å)	Clash overlap (Å)
1:AA:1152:A:H5''	10:AJ:13:HIS:CD2	2.21	0.73
57:BZ:166:SER:HB2	57:BZ:167:PRO:C	2.09	0.73
35:BA:2122:U:H2'	35:BA:2123:G:C8	2.23	0.73
12:AL:113:ARG:HD2	12:AL:115:LYS:H	1.52	0.73
35:BA:1504:C:C2'	35:BA:1505:C:H5''	2.18	0.73
35:BA:1378:A:H4'	35:BA:1379:A:OP1	1.87	0.73
24:AY:261:GLY:HA3	24:AY:267:LYS:O	1.87	0.73
57:BZ:4:ARG:NH1	57:BZ:66:SER:HB2	2.04	0.73
28:B3:6:VAL:HB	28:B3:54:VAL:HG11	1.69	0.73
47:BP:96:THR:O	47:BP:99:LEU:HB3	1.88	0.73
47:BP:41:ARG:HH11	47:BP:41:ARG:CB	2.00	0.73
10:AJ:49:VAL:O	10:AJ:60:ARG:HB3	1.88	0.73
47:BP:146:VAL:HG13	47:BP:147:LEU:H	1.53	0.73
55:BX:7:VAL:HG12	55:BX:8:ILE:HD12	1.70	0.73
24:AY:632:LEU:HD12	24:AY:645:ALA:HA	1.70	0.73
51:BT:102:ILE:HG22	51:BT:110:ILE:HD12	1.71	0.73
35:BA:2720:U:H2'	35:BA:2721:A:C8	2.23	0.73
35:BA:1917:U:O2'	35:BA:1918:A:H5'	1.88	0.73
35:BA:145:G:H2'	35:BA:146:G:H8	1.51	0.73
56:BY:28:LYS:C	56:BY:38:ILE:HG22	2.09	0.73
19:AS:78:ARG:HB2	19:AS:81:ARG:NH1	2.02	0.73
3:AC:70:VAL:O	3:AC:106:VAL:HG23	1.87	0.73
43:BK:24:GLY:H	43:BK:25:PRO:HD2	1.52	0.73
43:BK:59:ILE:HG12	43:BK:60:TYR:H	1.53	0.73
38:BD:94:LEU:HD23	38:BD:95:LEU:N	2.02	0.73
48:BQ:59:ARG:HB3	57:BZ:180:VAL:HG21	1.70	0.73
37:BC:31:LYS:HE3	37:BC:179:ALA:O	1.88	0.73
35:BA:2220:G:H2'	35:BA:2221:G:H8	1.54	0.73
35:BA:2023:G:H5'	35:BA:2617:C:H4'	1.71	0.73
1:AA:1294:G:O2'	1:AA:1295:G:H5'	1.89	0.73
1:AA:382:A:H2'	1:AA:383:A:C8	2.23	0.73
31:B6:35:GLU:CB	31:B6:51:GLU:HB2	2.19	0.73
40:BF:187:VAL:HG12	47:BP:7:ARG:HH22	1.51	0.73
45:BN:43:THR:O	45:BN:46:VAL:HG12	1.87	0.73
45:BN:46:VAL:O	45:BN:47:ALA:HB3	1.87	0.73
38:BD:34:VAL:HG23	38:BD:35:LYS:N	2.03	0.73
30:B5:44:THR:HG22	30:B5:45:VAL:H	1.53	0.73
30:B5:56:LYS:HG3	30:B5:57:VAL:H	1.52	0.73
48:BQ:27:VAL:HG12	48:BQ:28:ALA:N	2.01	0.73
35:BA:2713:A:H3'	35:BA:2714:G:H5'	1.71	0.73
26:B1:5:CYS:SG	26:B1:62:VAL:HA	2.27	0.73

Continued on next page...

Continued from previous page...

Atom-1	Atom-2	Interatomic distance (Å)	Clash overlap (Å)
35:BA:528:A:H2	35:BA:2043:C:H5'	1.51	0.73
11:AK:33:THR:HA	11:AK:40:ILE:HG12	1.70	0.73
1:AA:584:G:H2'	1:AA:585:G:H8	1.53	0.73
35:BA:1409:C:H2'	35:BA:1410:G:C8	2.24	0.73
13:AM:46:LYS:HD3	13:AM:46:LYS:O	1.88	0.73
52:BU:86:ALA:HB3	52:BU:88:ILE:HG12	1.70	0.73
35:BA:286:C:H6	35:BA:286:C:C5'	1.99	0.73
57:BZ:86:VAL:HG12	57:BZ:87:ASP:H	1.53	0.73
43:BK:21:PRO:HA	43:BK:23:VAL:N	2.02	0.73
39:BE:24:THR:HG22	39:BE:186:GLY:CA	2.18	0.73
25:B0:20:ARG:HH11	25:B0:20:ARG:CG	1.97	0.73
39:BE:4:ILE:CD1	39:BE:28:ALA:HB1	2.18	0.73
1:AA:1221:G:H4'	19:AS:77:THR:HG21	1.71	0.73
35:BA:839:U:H2'	35:BA:840:C:C6	2.22	0.73
7:AG:45:ASP:O	7:AG:49:ILE:HG12	1.88	0.73
35:BA:2551:C:H2'	35:BA:2552:U:C6	2.24	0.73
1:AA:423:G:H2'	1:AA:424:G:H5'	1.68	0.73
1:AA:1100:C:H2'	1:AA:1101:A:H5''	1.71	0.73
56:BY:8:LYS:N	56:BY:8:LYS:HD2	2.03	0.73
31:B6:15:GLU:OE2	31:B6:44:ARG:NH2	2.21	0.73
47:BP:7:ARG:CB	47:BP:8:PRO:HD3	2.17	0.73
40:BF:84:VAL:CG1	40:BF:85:GLY:N	2.44	0.73
24:AY:71:THR:HG22	24:AY:80:ASN:OD1	1.87	0.73
35:BA:1658:C:OP1	39:BE:132:HIS:ND1	2.15	0.73
4:AD:173:TRP:HB3	4:AD:187:ARG:NH1	2.04	0.73
36:BB:92:C:H2'	36:BB:93:G:H8	1.53	0.73
35:BA:1007:C:H4'	45:BN:108:PRO:HD3	1.71	0.73
6:AF:37:VAL:HG12	6:AF:38:GLU:H	1.54	0.73
9:AI:41:VAL:HG12	9:AI:41:VAL:O	1.87	0.73
7:AG:64:GLN:HG3	7:AG:128:ALA:HB1	1.70	0.73
50:BS:89:ARG:HE	50:BS:91:PRO:HG2	1.54	0.73
40:BF:34:TRP:HB2	47:BP:10:PRO:HB2	1.70	0.73
34:B9:1:MET:O	34:B9:34:GLN:HG2	1.89	0.73
24:AY:14:ASN:HB2	24:AY:102:ASP:OD1	1.88	0.73
20:AT:33:ILE:HD13	20:AT:63:ILE:HG12	1.70	0.73
35:BA:654(S):G:H3'	35:BA:654(T):C:C5'	2.18	0.73
48:BQ:27:VAL:HG23	48:BQ:137:TYR:CD2	2.23	0.73
22:AV:5:G:N2	22:AV:69:C:C2	2.57	0.73
1:AA:882:C:O2'	1:AA:883:C:H5'	1.88	0.73
24:AY:252:ASP:HB2	24:AY:254:LYS:HG2	1.71	0.73
1:AA:1014:A:H4'	19:AS:14:HIS:ND1	2.04	0.73

Continued on next page...

Continued from previous page...

Atom-1	Atom-2	Interatomic distance (Å)	Clash overlap (Å)
53:BV:25:LEU:H	53:BV:92:THR:HG21	1.54	0.73
35:BA:2691:C:H5'	35:BA:2691:C:H6	1.53	0.73
48:BQ:43:THR:O	48:BQ:47:ILE:HG13	1.89	0.73
35:BA:810:U:OP1	35:BA:1253:A:N7	2.22	0.73
3:AC:10:PHE:CE1	3:AC:178:LEU:HD11	2.24	0.73
1:AA:939:G:H5''	7:AG:102:ARG:NH2	2.04	0.73
35:BA:85:G:OP1	56:BY:30:VAL:HB	1.88	0.73
31:B6:15:GLU:OE2	31:B6:44:ARG:NH1	2.21	0.73
35:BA:2394:C:OP1	47:BP:63:PRO:HD2	1.88	0.73
24:AY:230:LYS:HB2	24:AY:230:LYS:HZ2	1.54	0.73
10:AJ:82:ILE:O	10:AJ:86:MET:HB2	1.89	0.73
47:BP:23:PRO:HB2	47:BP:33:ARG:HG3	1.70	0.73
35:BA:2584:U:C2'	35:BA:2585:U:H5'	2.18	0.73
12:AL:75:HIS:NE2	12:AL:77:LEU:HB2	2.03	0.73
41:BG:31:VAL:CG2	41:BG:32:PRO:HD2	2.19	0.73
51:BT:13:ARG:HA	51:BT:13:ARG:CZ	2.19	0.73
35:BA:1395:A:H4'	35:BA:1397:U:C5	2.24	0.73
55:BX:41:ASN:O	55:BX:43:VAL:N	2.22	0.73
35:BA:2312:U:C2'	35:BA:2313:C:H5''	2.20	0.72
41:BG:98:ARG:H	41:BG:98:ARG:HH11	1.37	0.72
31:B6:51:GLU:O	31:B6:52:VAL:HB	1.87	0.72
24:AY:415:PRO:HA	24:AY:474:ALA:CB	2.19	0.72
3:AC:90:GLU:HA	3:AC:93:LYS:HB3	1.70	0.72
43:BK:58:THR:O	43:BK:66:THR:HG22	1.89	0.72
13:AM:15:VAL:O	13:AM:19:LEU:HD23	1.89	0.72
35:BA:2105:C:H42	35:BA:2184:G:H1	1.37	0.72
25:B0:78:TYR:N	25:B0:78:TYR:CD1	2.56	0.72
19:AS:22:LEU:O	19:AS:26:GLY:HA2	1.89	0.72
1:AA:1284:C:H3'	1:AA:1285:A:H5''	1.70	0.72
24:AY:128:TYR:O	24:AY:129:LYS:HB2	1.86	0.72
42:BH:50:VAL:HG12	42:BH:51:ARG:N	2.04	0.72
35:BA:322:A:H3'	40:BF:169:ASN:HD21	1.54	0.72
43:BK:57:ILE:HA	43:BK:66:THR:O	1.88	0.72
56:BY:47:LYS:HG3	56:BY:60:PHE:HE1	1.51	0.72
39:BE:48:GLN:NE2	39:BE:78:LEU:HD22	2.03	0.72
24:AY:100:VAL:HG23	24:AY:329:ARG:HG2	1.70	0.72
4:AD:28:SER:HB3	4:AD:29:PRO:HD2	1.71	0.72
35:BA:1833:U:H2'	35:BA:1834:U:H6	1.52	0.72
35:BA:292:C:O2'	35:BA:293:U:H5'	1.89	0.72
35:BA:82:G:H5''	35:BA:296:C:H5'	1.70	0.72
47:BP:13:ASN:O	47:BP:14:LYS:HB2	1.87	0.72

Continued on next page...

Continued from previous page...

Atom-1	Atom-2	Interatomic distance (Å)	Clash overlap (Å)
12:AL:76:ASN:O	12:AL:76:ASN:CG	2.27	0.72
17:AQ:52:LYS:HD2	17:AQ:52:LYS:H	1.53	0.72
18:AR:44:LEU:CD2	18:AR:79:LEU:HD22	2.19	0.72
37:BC:118:PRO:HA	37:BC:121:MET:HG3	1.68	0.72
43:BK:109:LYS:HA	43:BK:112:MET:CE	2.19	0.72
1:AA:356:A:H2'	1:AA:357:G:H8	1.53	0.72
4:AD:18:LYS:HE2	4:AD:20:TYR:HE2	1.53	0.72
37:BC:92:ALA:HB3	37:BC:95:VAL:HG22	1.71	0.72
7:AG:64:GLN:CG	7:AG:128:ALA:HB1	2.19	0.72
3:AC:101:LEU:C	3:AC:101:LEU:HD23	2.10	0.72
57:BZ:103:ARG:HD2	57:BZ:136:PHE:CD2	2.25	0.72
42:BH:149:ARG:HA	42:BH:162:ILE:CD1	2.18	0.72
42:BH:149:ARG:HD3	42:BH:164:TYR:CE1	2.24	0.72
29:B4:56:VAL:HG12	29:B4:56:VAL:O	1.88	0.72
1:AA:1388:C:H2'	1:AA:1389:C:H6	1.54	0.72
14:AN:12:ARG:HB2	14:AN:12:ARG:NH1	2.05	0.72
35:BA:643:A:O2'	35:BA:644:A:H5'	1.90	0.72
24:AY:21:ILE:CD1	24:AY:21:ILE:H	2.00	0.72
36:BB:13:A:O2'	36:BB:15:A:H5''	1.89	0.72
8:AH:83:ILE:HD12	8:AH:137:VAL:HG22	1.69	0.72
53:BV:18:LEU:CD2	53:BV:19:LYS:H	2.02	0.72
35:BA:1115:G:C8	35:BA:1115:G:H5'	2.25	0.72
1:AA:1208:C:H2'	1:AA:1209:C:C6	2.23	0.72
28:B3:28:LEU:HA	28:B3:33:GLN:OE1	1.88	0.72
51:BT:34:VAL:HG12	51:BT:34:VAL:O	1.89	0.72
55:BX:27:THR:CB	55:BX:80:ILE:HG22	2.18	0.72
35:BA:108:U:H2'	35:BA:109:G:H8	1.55	0.72
1:AA:1129:C:O2'	1:AA:1130:A:C8	2.40	0.72
47:BP:41:ARG:NH1	47:BP:41:ARG:HA	2.01	0.72
22:AV:68:C:H2'	22:AV:69:C:C6	2.25	0.72
35:BA:2020:A:O2'	35:BA:2021:C:H5''	1.88	0.72
38:BD:83:GLU:HB2	38:BD:92:ILE:HD11	1.72	0.72
47:BP:122:PRO:HB3	47:BP:141:ALA:HB1	1.70	0.72
35:BA:49:A:H5''	35:BA:51:G:O4'	1.89	0.72
6:AF:60:PHE:C	6:AF:61:LEU:HD12	2.09	0.72
31:B6:27:LYS:O	31:B6:27:LYS:HD2	1.89	0.72
43:BK:109:LYS:HA	43:BK:112:MET:HE2	1.71	0.72
40:BF:192:LEU:HD23	40:BF:193:VAL:N	2.04	0.72
24:AY:277:VAL:HG13	24:AY:278:ASP:H	1.54	0.72
35:BA:2523:G:H2'	35:BA:2524:G:C5'	2.19	0.72
1:AA:1250:A:H2'	1:AA:1251:A:C8	2.25	0.72

Continued on next page...

Continued from previous page...

Atom-1	Atom-2	Interatomic distance (Å)	Clash overlap (Å)
51:BT:55:ASN:H	51:BT:59:THR:HG21	1.54	0.72
11:AK:111:ASP:HA	18:AR:84:LYS:HD2	1.72	0.72
1:AA:1318:A:H2'	1:AA:1319:A:H5'	1.69	0.72
24:AY:485:GLU:HB2	24:AY:560:VAL:HG22	1.71	0.72
35:BA:2142:C:O2'	35:BA:2143:C:H5'	1.89	0.72
1:AA:1442:G:C6	1:AA:1442(B):A:H2	2.07	0.72
29:B4:39:CYS:O	29:B4:40:HIS:HB2	1.90	0.72
29:B4:1:MET:HE2	41:BG:66:GLN:OE1	1.89	0.72
35:BA:2807:G:H1	35:BA:2893:G:H1	1.35	0.72
24:AY:431:LEU:CD2	24:AY:466:LEU:HD13	2.19	0.72
35:BA:1301:A:O2'	35:BA:1302:A:C2'	2.38	0.72
33:B8:52:LYS:N	33:B8:53:PRO:HD2	2.04	0.72
47:BP:102:ARG:HB3	47:BP:102:ARG:CZ	2.17	0.72
30:B5:4:HIS:HB3	30:B5:5:PRO:HD3	1.72	0.72
35:BA:2241:A:H2'	35:BA:2242:G:C8	2.25	0.72
36:BB:115:G:O4'	50:BS:47:THR:HB	1.90	0.72
24:AY:139:MET:CE	24:AY:167:PRO:HG3	2.19	0.72
42:BH:18:GLU:HB2	42:BH:25:LYS:HB2	1.71	0.72
51:BT:42:ILE:HD13	51:BT:83:ILE:CD1	2.18	0.72
37:BC:90:ALA:HA	37:BC:155:ARG:NH1	2.04	0.72
36:BB:40:U:O2	36:BB:43:C:H5"	1.88	0.72
35:BA:2286:A:H4'	35:BA:2287:A:H5'	1.70	0.72
35:BA:320:A:H4'	35:BA:322:A:C8	2.23	0.72
37:BC:138:LEU:CD2	37:BC:139:PRO:HD2	2.18	0.72
35:BA:2103:C:C3'	35:BA:2104:G:H5"	2.20	0.72
1:AA:692:U:OP1	11:AK:124:LYS:HE2	1.89	0.72
35:BA:1718:G:C8	35:BA:1718:G:H5'	2.23	0.72
35:BA:419:C:H2'	35:BA:420:C:H6	1.53	0.72
35:BA:1682:G:H2'	35:BA:1683:C:C6	2.25	0.72
1:AA:717:C:H6	1:AA:717:C:H5"	1.55	0.72
52:BU:111:GLU:O	52:BU:115:ALA:HB2	1.90	0.72
35:BA:83:G:O2'	35:BA:84:A:H8	1.73	0.72
24:AY:227:ILE:O	24:AY:227:ILE:HG22	1.90	0.72
47:BP:102:ARG:CB	47:BP:102:ARG:HH11	2.02	0.72
49:BR:75:LEU:HD13	49:BR:75:LEU:O	1.89	0.72
51:BT:6:LEU:CD2	51:BT:6:LEU:C	2.59	0.72
35:BA:2337:G:H2'	35:BA:2338:G:H8	1.54	0.72
45:BN:9:VAL:CG1	45:BN:39:ARG:HH22	1.93	0.72
39:BE:111:ARG:HG3	49:BR:2:ARG:HG2	1.72	0.72
1:AA:1014:A:H4'	19:AS:14:HIS:CE1	2.24	0.72
46:BO:2:ILE:HD11	46:BO:82:ASN:HD22	1.54	0.72

Continued on next page...

Continued from previous page...

Atom-1	Atom-2	Interatomic distance (Å)	Clash overlap (Å)
24:AY:517:LEU:HB3	24:AY:521:SER:CB	2.20	0.72
1:AA:368:U:P	24:AY:353:ALA:HB1	2.30	0.72
1:AA:630:G:H2'	1:AA:631:G:H5'	1.71	0.72
30:B5:27:PRO:HG3	54:BW:23:LEU:HD11	1.71	0.72
38:BD:27:THR:CG2	38:BD:83:GLU:HG2	2.19	0.72
35:BA:2198:A:H4'	35:BA:2199:A:OP1	1.88	0.72
7:AG:31:MET:SD	7:AG:36:LYS:HB2	2.30	0.72
24:AY:177:ILE:HG22	24:AY:178:ILE:N	2.05	0.71
35:BA:940:G:H3'	35:BA:941:A:H5''	1.70	0.71
24:AY:77:HIS:NE2	24:AY:277:VAL:HG21	2.05	0.71
36:BB:15:A:H3'	36:BB:16:G:C5'	2.17	0.71
35:BA:64:A:H2'	35:BA:65:C:C6	2.25	0.71
35:BA:662:G:OP1	47:BP:18:ARG:HD2	1.88	0.71
35:BA:871:U:H4'	48:BQ:69:PHE:CE2	2.25	0.71
12:AL:47:LYS:NZ	12:AL:47:LYS:HB3	2.04	0.71
9:AI:79:LEU:HD13	9:AI:83:ARG:HB2	1.70	0.71
35:BA:2593:U:H2'	35:BA:2594:C:H6	1.53	0.71
5:AE:60:TYR:HE1	5:AE:64:ARG:HH21	1.33	0.71
35:BA:2068:U:N3	35:BA:2430:A:H2	1.87	0.71
38:BD:117:VAL:HG23	38:BD:129:ASN:HA	1.72	0.71
35:BA:1059:G:H2'	35:BA:1060:U:C6	2.25	0.71
2:AB:204:ASN:HD22	2:AB:205:ASP:N	1.87	0.71
40:BF:117:ARG:NH2	47:BP:5:ASP:N	2.38	0.71
45:BN:22:THR:HA	45:BN:61:ARG:O	1.88	0.71
3:AC:86:VAL:O	3:AC:89:GLU:HB3	1.89	0.71
25:B0:40:GLN:HE22	25:B0:43:THR:HA	1.55	0.71
35:BA:1223:G:C3'	35:BA:1224:C:H5''	2.20	0.71
6:AF:67:MET:HB2	6:AF:68:PRO:HD2	1.72	0.71
1:AA:1358:U:P	14:AN:35:ARG:HG3	2.30	0.71
40:BF:100:THR:O	40:BF:100:THR:HG22	1.89	0.71
5:AE:81:GLU:HG2	5:AE:90:VAL:HG22	1.72	0.71
38:BD:131:LEU:N	38:BD:131:LEU:HD12	2.04	0.71
35:BA:1272:A:OP2	35:BA:1647:G:OP1	2.08	0.71
31:B6:45:LYS:HE3	35:BA:2371:G:H5''	1.71	0.71
26:B1:76:ARG:HH12	26:B1:95:LEU:CD2	1.99	0.71
53:BV:32:THR:HG23	53:BV:59:ALA:O	1.90	0.71
15:AO:82:ILE:HD13	15:AO:83:GLU:N	2.05	0.71
51:BT:134:GLU:O	51:BT:135:ALA:CB	2.38	0.71
39:BE:34:VAL:HG12	39:BE:48:GLN:O	1.88	0.71
57:BZ:180:VAL:HG12	57:BZ:181:GLU:HG2	1.72	0.71
19:AS:31:ILE:HG23	19:AS:49:ILE:HG23	1.72	0.71

Continued on next page...

Continued from previous page...

Atom-1	Atom-2	Interatomic distance (Å)	Clash overlap (Å)
37:BC:23:ILE:HB	37:BC:229:SER:OXT	1.91	0.71
40:BF:38:ARG:O	40:BF:42:ALA:HB2	1.90	0.71
35:BA:184:C:H2'	35:BA:185:U:C6	2.24	0.71
35:BA:78:A:O2'	35:BA:79:G:H5'	1.90	0.71
24:AY:137:ASN:O	24:AY:262:SER:HA	1.90	0.71
24:AY:413:ILE:HG22	24:AY:449:THR:O	1.91	0.71
4:AD:96:LEU:HD22	4:AD:96:LEU:N	2.03	0.71
30:B5:36:CYS:SG	30:B5:48:GLU:O	2.48	0.71
35:BA:2462:U:H2'	35:BA:2463:C:C6	2.24	0.71
48:BQ:27:VAL:HG21	48:BQ:134:ARG:HG2	1.73	0.71
1:AA:460:G:H5'	1:AA:461:A:OP2	1.90	0.71
49:BR:9:LYS:O	49:BR:10:LEU:HD23	1.90	0.71
49:BR:21:TYR:OH	49:BR:43:GLU:HG2	1.89	0.71
35:BA:1053:C:H2'	35:BA:1054:A:H5''	1.72	0.71
51:BT:29:ARG:CB	51:BT:85:LYS:HA	2.21	0.71
28:B3:45:GLY:HA3	35:BA:851:U:O2'	1.91	0.71
36:BB:53:A:N3	36:BB:53:A:H2'	2.04	0.71
35:BA:284:U:H2'	35:BA:285:C:H6	1.55	0.71
3:AC:70:VAL:HG12	3:AC:71:ALA:H	1.56	0.71
27:B2:2:LYS:HD2	27:B2:5:GLU:OE1	1.89	0.71
43:BK:3:LYS:HD3	43:BK:29:GLN:HG2	1.72	0.71
35:BA:759:G:H2'	35:BA:760:G:C8	2.24	0.71
35:BA:406:G:H8	35:BA:406:G:OP2	1.73	0.71
25:B0:78:TYR:H	25:B0:78:TYR:HD1	1.36	0.71
25:B0:66:VAL:HG23	25:B0:84:LEU:HD23	1.71	0.71
1:AA:833:U:H2'	1:AA:834:C:C6	2.24	0.71
1:AA:1478:C:O2'	1:AA:1479:C:H5'	1.90	0.71
35:BA:997:G:OP1	52:BU:93:LYS:HD3	1.91	0.71
1:AA:1038:C:H2'	1:AA:1039:C:C5	2.26	0.71
35:BA:2415:G:O3'	47:BP:66:GLY:HA3	1.91	0.71
42:BH:66:GLY:HA2	42:BH:69:ARG:HB3	1.72	0.71
47:BP:106:LEU:HD21	47:BP:112:LEU:HG	1.72	0.71
1:AA:631:G:H5'	1:AA:631:G:C8	2.25	0.71
35:BA:145:G:H2'	35:BA:146:G:C8	2.25	0.71
35:BA:936:C:H2'	35:BA:937:U:C6	2.26	0.71
22:AV:6:G:H1	22:AV:67:C:H42	1.36	0.71
24:AY:265:LYS:HB3	24:AY:267:LYS:HE3	1.73	0.71
19:AS:41:VAL:HG21	19:AS:44:MET:HB2	1.73	0.71
35:BA:2439:A:N3	35:BA:2439:A:H2'	2.06	0.71
7:AG:65:ALA:HB2	7:AG:128:ALA:HB2	1.73	0.71
24:AY:146:LEU:HD22	24:AY:147:TRP:CZ3	2.25	0.71

Continued on next page...

Continued from previous page...

Atom-1	Atom-2	Interatomic distance (Å)	Clash overlap (Å)
35:BA:1582:C:H2'	35:BA:1583:A:H8	1.55	0.71
1:AA:1134:G:C2'	1:AA:1135:U:H5'	2.20	0.71
28:B3:40:THR:OG1	28:B3:43:ILE:HG12	1.91	0.71
6:AF:80:ARG:HH11	6:AF:88:VAL:HB	1.56	0.71
35:BA:710:G:H1	35:BA:721:C:H42	1.39	0.71
52:BU:90:VAL:HG13	53:BV:39:LEU:HG	1.71	0.71
12:AL:57:LYS:HG2	12:AL:67:THR:HG22	1.72	0.71
50:BS:85:VAL:C	50:BS:106:ARG:HG2	2.10	0.71
47:BP:24:GLY:CA	47:BP:33:ARG:NH1	2.53	0.71
26:B1:47:GLN:HG3	35:BA:2091:U:O2'	1.90	0.71
35:BA:2230:G:H2'	35:BA:2231:C:H6	1.56	0.71
43:BK:17:ALA:HB3	43:BK:38:VAL:HG22	1.73	0.71
35:BA:2776:A:H4'	35:BA:2777:G:H5''	1.72	0.71
32:B7:24:THR:C	32:B7:26:GLY:H	1.94	0.71
1:AA:392:G:H2'	1:AA:393:A:H8	1.55	0.71
24:AY:550:MET:HE1	24:AY:563:ILE:HD11	1.73	0.71
31:B6:27:LYS:HB3	31:B6:30:THR:HG22	1.73	0.71
31:B6:43:CYS:O	31:B6:44:ARG:HB2	1.90	0.71
51:BT:28:VAL:HG22	51:BT:47:GLY:N	2.05	0.71
42:BH:43:VAL:CG1	42:BH:52:VAL:HA	2.19	0.71
42:BH:85:LYS:HE3	42:BH:145:ALA:HB1	1.71	0.71
35:BA:2524:G:C8	35:BA:2524:G:H5'	2.23	0.71
45:BN:133:GLN:HG2	45:BN:134:ARG:N	2.06	0.71
30:B5:3:LYS:NZ	35:BA:2613:U:H2'	2.06	0.71
35:BA:1774:C:O2	38:BD:11:PRO:HB2	1.91	0.71
53:BV:13:ARG:HH11	53:BV:13:ARG:HG3	1.55	0.71
35:BA:545:C:C2'	35:BA:547:A:H5''	2.20	0.71
1:AA:943:U:H2'	1:AA:944:G:H5'	1.70	0.71
35:BA:654(M):C:HO2'	35:BA:654(N):G:H8	1.36	0.71
38:BD:147:LEU:HD13	38:BD:155:LEU:HD11	1.73	0.71
1:AA:715:A:H2'	1:AA:716:A:C8	2.25	0.71
1:AA:1160:G:H2'	1:AA:1160:G:N3	2.05	0.71
26:B1:4:VAL:HG23	26:B1:10:LYS:O	1.89	0.71
42:BH:16:SER:HB2	42:BH:27:LYS:CB	2.17	0.71
31:B6:54:ILE:CD1	35:BA:2420:C:H5'	2.21	0.71
47:BP:91:PHE:CE2	47:BP:95:VAL:HG12	2.25	0.71
35:BA:1142(A):A:O2'	35:BA:1143:A:H5''	1.90	0.71
30:B5:55:ARG:HH12	49:BR:33:ARG:HG2	1.54	0.71
9:AI:104:ARG:O	9:AI:105:ASP:CB	2.25	0.71
12:AL:28:LYS:HE2	12:AL:33:ARG:NH1	2.06	0.71
1:AA:1298:C:H1'	1:AA:1299:A:C6	2.26	0.71

Continued on next page...

Continued from previous page...

Atom-1	Atom-2	Interatomic distance (Å)	Clash overlap (Å)
19:AS:51:VAL:HG22	19:AS:71:LEU:HD13	1.73	0.71
57:BZ:79:ARG:O	57:BZ:80:ARG:HB2	1.89	0.71
37:BC:78:ILE:O	37:BC:120:VAL:HG21	1.89	0.71
55:BX:57:LEU:HD13	55:BX:57:LEU:N	2.06	0.71
35:BA:654(L):G:H2'	35:BA:654(M):C:H4'	1.72	0.71
35:BA:1751:C:O2'	35:BA:1752:C:H5'	1.90	0.71
35:BA:1709:U:H2'	35:BA:1710:C:C6	2.25	0.71
41:BG:96:ARG:O	41:BG:97:ASP:HB2	1.91	0.70
35:BA:321:G:C2	35:BA:341:G:H4'	2.27	0.70
13:AM:97:PRO:CA	13:AM:110:ARG:HD3	2.21	0.70
35:BA:581:C:H2'	35:BA:582:G:C8	2.26	0.70
10:AJ:4:ILE:HB	10:AJ:74:ILE:CG1	2.21	0.70
40:BF:65:TRP:HZ3	40:BF:75:HIS:HD2	1.39	0.70
1:AA:1117:G:O2'	9:AI:104:ARG:HD3	1.90	0.70
56:BY:89:PHE:C	56:BY:90:LEU:HD23	2.11	0.70
1:AA:1328:C:H2'	1:AA:1329:A:C8	2.26	0.70
35:BA:2122:U:H1'	37:BC:167:ASP:OD2	1.91	0.70
54:BW:10:VAL:HG23	54:BW:101:SER:O	1.90	0.70
38:BD:248:SER:HB2	38:BD:249:PRO:HD2	1.73	0.70
29:B4:2:LYS:HG2	36:BB:44:G:OP2	1.90	0.70
56:BY:10:GLY:HA2	56:BY:27:VAL:HG13	1.73	0.70
57:BZ:108:PRO:HB3	57:BZ:141:VAL:CG1	2.21	0.70
50:BS:98:VAL:C	50:BS:100:ALA:H	1.92	0.70
35:BA:2262:U:H2'	35:BA:2263:C:C5'	2.20	0.70
22:AV:3:C:H2'	22:AV:4:G:H5'	1.73	0.70
1:AA:473:G:H2'	1:AA:474:G:H8	1.56	0.70
30:B5:25:LEU:HD11	54:BW:19:LEU:HB3	1.73	0.70
1:AA:559:A:H4'	1:AA:560:U:C5'	2.21	0.70
9:AI:93:ARG:HA	9:AI:96:LEU:HB2	1.73	0.70
37:BC:74:ARG:H	37:BC:112:ASP:HB2	1.54	0.70
12:AL:111:LYS:O	12:AL:112:ASP:HB2	1.89	0.70
7:AG:27:ILE:CD1	7:AG:40:ALA:HA	2.22	0.70
29:B4:16:CYS:SG	29:B4:17:GLY:N	2.64	0.70
28:B3:11:SER:HB3	35:BA:988:A:P	2.30	0.70
24:AY:388:THR:HG21	24:AY:399:LEU:H	1.55	0.70
55:BX:54:VAL:HG13	55:BX:81:VAL:HG12	1.72	0.70
35:BA:559:G:H22	52:BU:49:HIS:CD2	2.08	0.70
35:BA:2428:G:H5'	35:BA:2429:G:OP1	1.91	0.70
16:AP:32:TYR:O	16:AP:32:TYR:HD2	1.74	0.70
26:B1:45:ASN:C	26:B1:45:ASN:HD22	1.94	0.70
46:BO:97:ARG:HG3	46:BO:97:ARG:NH1	2.05	0.70

Continued on next page...

Continued from previous page...

Atom-1	Atom-2	Interatomic distance (Å)	Clash overlap (Å)
35:BA:154(A):C:C5'	35:BA:155:U:H5''	2.21	0.70
2:AB:147:LYS:HE2	2:AB:148:TYR:CE1	2.25	0.70
57:BZ:167:PRO:O	57:BZ:168:GLU:HB2	1.88	0.70
41:BG:145:THR:HG23	41:BG:148:MET:HB2	1.72	0.70
35:BA:1068:G:H21	35:BA:1096:A:H5'	1.54	0.70
1:AA:35:G:H2'	1:AA:36:C:C6	2.26	0.70
35:BA:272(B):G:H2'	35:BA:272(C):G:H8	1.55	0.70
33:B8:6:THR:HG22	33:B8:63:PRO:HD3	1.72	0.70
35:BA:1012:U:C5	45:BN:28:THR:HG21	2.26	0.70
41:BG:31:VAL:HG23	41:BG:32:PRO:HD2	1.73	0.70
52:BU:25:TRP:CD1	52:BU:26:GLY:N	2.59	0.70
4:AD:23:GLY:HA3	4:AD:112:VAL:HG22	1.73	0.70
35:BA:514:A:H2'	35:BA:515:A:C8	2.25	0.70
20:AT:43:LEU:HB3	20:AT:48:LYS:HB2	1.74	0.70
20:AT:50:GLU:HG3	20:AT:51:GLU:N	2.07	0.70
1:AA:447:G:H2'	1:AA:485:G:N2	2.06	0.70
17:AQ:80:GLY:O	17:AQ:81:ARG:HD2	1.92	0.70
53:BV:18:LEU:CG	53:BV:19:LYS:H	2.03	0.70
1:AA:1409:C:H2'	1:AA:1410:G:H8	1.54	0.70
35:BA:226:G:O2'	35:BA:227:A:C8	2.42	0.70
45:BN:35:ARG:O	45:BN:37:LYS:HB2	1.91	0.70
1:AA:1338:G:O2'	22:AV:42:G:H5'	1.92	0.70
1:AA:1479:C:H2'	1:AA:1480:G:H8	1.56	0.70
4:AD:121:VAL:HA	4:AD:126:ILE:HD13	1.73	0.70
35:BA:1028:A:N6	35:BA:1125:G:H2'	2.06	0.70
1:AA:1439:C:H6	1:AA:1439:C:H5''	1.56	0.70
31:B6:5:VAL:HG12	31:B6:6:ARG:N	2.05	0.70
51:BT:28:VAL:HG22	51:BT:46:GLU:CA	2.21	0.70
35:BA:2887:U:H2'	35:BA:2888:C:C6	2.27	0.70
48:BQ:108:GLY:HA3	57:BZ:116:VAL:HG11	1.73	0.70
46:BO:60:ALA:HA	46:BO:87:ILE:CD1	2.21	0.70
53:BV:62:LEU:N	53:BV:62:LEU:HD22	2.07	0.70
26:B1:86:SER:HB2	26:B1:90:ILE:HD11	1.73	0.70
19:AS:51:VAL:O	19:AS:58:VAL:HG22	1.91	0.70
35:BA:297:C:H2'	35:BA:298:G:O4'	1.91	0.70
38:BD:72:LYS:HE2	38:BD:101:GLU:OE1	1.91	0.70
35:BA:1430:C:H2'	35:BA:1431:U:C6	2.27	0.70
35:BA:2745:C:H2'	35:BA:2746:U:C6	2.27	0.70
56:BY:105:ALA:C	56:BY:107:ASP:H	1.95	0.70
1:AA:1003:G:H2'	1:AA:1004:A:C4'	2.11	0.70
40:BF:140:LEU:O	40:BF:143:ALA:HB3	1.91	0.70

Continued on next page...

Continued from previous page...

Atom-1	Atom-2	Interatomic distance (Å)	Clash overlap (Å)
40:BF:65:TRP:CZ3	40:BF:75:HIS:HD2	2.09	0.70
35:BA:1814:G:C3'	35:BA:1815:A:H5''	2.21	0.70
1:AA:1128:C:H2'	1:AA:1129:C:C5'	2.21	0.70
49:BR:97:VAL:HA	49:BR:113:LEU:O	1.92	0.70
41:BG:108:ASN:O	41:BG:109:VAL:CG2	2.39	0.70
39:BE:9:VAL:HG22	39:BE:10:GLY:N	2.07	0.70
42:BH:19:VAL:O	42:BH:20:ALA:HB2	1.92	0.70
1:AA:423:G:C2'	1:AA:424:G:H5'	2.21	0.70
35:BA:272(B):G:H2'	35:BA:272(C):G:C8	2.26	0.70
35:BA:2532:G:H2'	35:BA:2533:A:O4'	1.92	0.70
1:AA:1258:G:O2'	1:AA:1259:C:H5'	1.92	0.70
31:B6:15:GLU:OE1	31:B6:44:ARG:NH2	2.24	0.70
47:BP:59:LEU:HA	47:BP:61:ARG:CZ	2.21	0.70
2:AB:189:ASP:OD1	2:AB:205:ASP:HB3	1.92	0.70
15:AO:83:GLU:C	15:AO:85:LEU:H	1.94	0.70
20:AT:26:ASN:O	20:AT:30:LYS:HB2	1.92	0.70
51:BT:55:ASN:N	51:BT:59:THR:CG2	2.55	0.70
4:AD:152:SER:O	4:AD:155:LEU:HG	1.90	0.70
35:BA:1052:C:H2'	35:BA:1053:C:C6	2.26	0.70
1:AA:1134:G:H2'	1:AA:1135:U:H5'	1.73	0.70
35:BA:1094:U:H2'	35:BA:1096:A:OP2	1.92	0.70
57:BZ:99:TYR:HE1	57:BZ:125:LEU:HD13	1.57	0.70
10:AJ:67:THR:HG22	10:AJ:67:THR:O	1.92	0.70
3:AC:84:ILE:O	3:AC:88:ARG:HG3	1.92	0.70
35:BA:582:G:H2'	35:BA:583:G:H8	1.57	0.70
22:AV:20:U:H3'	22:AV:21:A:H5'	1.72	0.70
42:BH:83:TYR:HB3	42:BH:135:GLY:H	1.56	0.70
4:AD:107:ARG:HH21	4:AD:194:LEU:HD12	1.57	0.70
53:BV:64:HIS:ND1	53:BV:92:THR:HG22	2.05	0.70
54:BW:20:VAL:HG23	54:BW:21:VAL:H	1.54	0.70
2:AB:114:ARG:HH11	2:AB:118:LEU:HD21	1.57	0.70
2:AB:101:MET:C	2:AB:102:LEU:HD12	2.12	0.70
35:BA:2408:U:H2'	35:BA:2409:G:C8	2.27	0.70
38:BD:45:ASN:CG	38:BD:46:GLN:H	1.95	0.70
53:BV:88:ARG:O	53:BV:90:PRO:HD3	1.92	0.70
24:AY:464:ASP:O	24:AY:468:ARG:HB2	1.92	0.70
35:BA:2645:G:H3'	35:BA:2646:C:C5'	2.20	0.70
49:BR:2:ARG:CD	49:BR:5:LYS:HE2	2.21	0.70
2:AB:22:LYS:H	2:AB:40:HIS:HE1	1.38	0.70
35:BA:2754:U:H2'	35:BA:2756:U:OP1	1.90	0.70
24:AY:326:THR:O	24:AY:328:ILE:HG23	1.91	0.70

Continued on next page...

Continued from previous page...

Atom-1	Atom-2	Interatomic distance (Å)	Clash overlap (Å)
35:BA:406:G:O2'	35:BA:407:G:H8	1.75	0.70
37:BC:84:ILE:O	37:BC:95:VAL:HG11	1.92	0.70
20:AT:50:GLU:HB3	20:AT:99:LEU:HB2	1.73	0.70
39:BE:170:LEU:HD12	39:BE:170:LEU:H	1.57	0.70
35:BA:208:C:H2'	35:BA:209:C:H6	1.57	0.70
20:AT:73:HIS:H	20:AT:76:ALA:HB3	1.56	0.70
35:BA:2377:A:H2'	35:BA:2378:A:C8	2.27	0.70
41:BG:45:GLU:O	41:BG:51:ARG:HD3	1.91	0.69
45:BN:46:VAL:HG13	45:BN:47:ALA:N	2.06	0.69
7:AG:82:GLY:HA3	23:AX:13:A:N1	2.06	0.69
49:BR:79:LEU:C	49:BR:79:LEU:HD13	2.11	0.69
10:AJ:48:THR:HA	10:AJ:62:HIS:CB	2.21	0.69
1:AA:1250:A:H4'	9:AI:68:GLY:H	1.56	0.69
35:BA:629:G:H5''	35:BA:650:C:O2'	1.91	0.69
51:BT:16:ARG:HG3	51:BT:16:ARG:NH1	2.02	0.69
30:B5:25:LEU:HD12	54:BW:19:LEU:HB3	1.74	0.69
57:BZ:41:LEU:O	57:BZ:44:PHE:N	2.24	0.69
24:AY:505:GLY:HA3	24:AY:576:ASP:CG	2.12	0.69
24:AY:446:THR:O	24:AY:446:THR:HG23	1.91	0.69
5:AE:122:GLU:O	5:AE:123:LEU:HD23	1.91	0.69
45:BN:26:LEU:C	45:BN:26:LEU:HD12	2.13	0.69
36:BB:66:A:N6	36:BB:108:U:H2'	2.07	0.69
1:AA:1358:U:OP1	14:AN:35:ARG:HG3	1.92	0.69
35:BA:1125:G:H3'	35:BA:1126:A:H5''	1.71	0.69
35:BA:1472:A:O2'	35:BA:1473:G:H5'	1.92	0.69
17:AQ:66:SER:O	17:AQ:70:ARG:NH1	2.25	0.69
2:AB:33:TYR:HB2	2:AB:43:ASP:HB2	1.74	0.69
32:B7:8:ASN:HD22	32:B7:9:ARG:N	1.90	0.69
2:AB:55:PHE:HA	2:AB:58:ILE:HD12	1.73	0.69
50:BS:106:ARG:O	50:BS:107:GLU:HB2	1.92	0.69
28:B3:56:VAL:HG12	28:B3:57:GLU:H	1.57	0.69
16:AP:33:ILE:O	16:AP:34:GLU:HB2	1.91	0.69
56:BY:88:LYS:HE2	56:BY:93:GLY:HA3	1.73	0.69
35:BA:1717:G:C3'	35:BA:1718:G:H5''	2.22	0.69
11:AK:30:VAL:HG23	11:AK:30:VAL:O	1.92	0.69
38:BD:145:VAL:HG12	38:BD:146:GLU:N	2.07	0.69
37:BC:117:THR:HG22	37:BC:147:GLY:O	1.92	0.69
10:AJ:16:LEU:HD12	10:AJ:70:ARG:HD3	1.74	0.69
17:AQ:69:LYS:O	17:AQ:70:ARG:HD2	1.93	0.69
43:BK:37:PHE:O	43:BK:41:PHE:HB3	1.91	0.69
56:BY:91:GLU:O	56:BY:92:ASN:HB2	1.93	0.69

Continued on next page...

Continued from previous page...

Atom-1	Atom-2	Interatomic distance (Å)	Clash overlap (Å)
1:AA:20:U:H2'	1:AA:21:G:O4'	1.93	0.69
55:BX:12:VAL:HG12	55:BX:27:THR:HG23	1.74	0.69
2:AB:165:VAL:CG2	2:AB:166:ASP:H	1.98	0.69
41:BG:76:SER:HA	41:BG:83:ARG:HB3	1.74	0.69
35:BA:676:A:H8	35:BA:2069:G:H21	1.40	0.69
25:B0:43:THR:HG22	35:BA:2331:G:O3'	1.93	0.69
1:AA:1123:A:O3'	10:AJ:36:GLY:HA3	1.92	0.69
40:BF:174:VAL:HG21	40:BF:189:THR:CG2	2.22	0.69
47:BP:101:VAL:HG12	47:BP:106:LEU:CB	2.22	0.69
35:BA:2804:C:H2'	35:BA:2805:G:H8	1.55	0.69
1:AA:1299:A:H2'	1:AA:1299:A:N3	2.06	0.69
35:BA:2681:C:H5	35:BA:2725:A:H62	1.39	0.69
1:AA:405:U:H3'	1:AA:406:G:H5'	1.73	0.69
13:AM:106:ASN:O	13:AM:107:ALA:HB3	1.91	0.69
35:BA:214:G:H1'	35:BA:216:A:O2'	1.91	0.69
50:BS:12:PHE:O	50:BS:14:VAL:HG23	1.93	0.69
56:BY:31:LEU:HD22	56:BY:31:LEU:N	2.07	0.69
37:BC:139:PRO:HA	37:BC:145:THR:HB	1.73	0.69
16:AP:20:VAL:HG23	16:AP:34:GLU:O	1.91	0.69
43:BK:23:VAL:O	43:BK:23:VAL:HG12	1.92	0.69
3:AC:167:TRP:HE3	3:AC:168:ALA:H	1.39	0.69
5:AE:79:GLU:HB3	5:AE:93:PRO:HD2	1.75	0.69
35:BA:1607:C:H4'	35:BA:1608:A:O5'	1.91	0.69
6:AF:1:MET:HE1	6:AF:68:PRO:HD3	1.74	0.69
35:BA:545:C:C3'	35:BA:547:A:H5''	2.22	0.69
35:BA:1409:C:H2'	35:BA:1410:G:H8	1.55	0.69
1:AA:392:G:H2'	1:AA:393:A:C8	2.27	0.69
35:BA:67:U:H2'	35:BA:68:G:C8	2.28	0.69
33:B8:32:LEU:HB3	33:B8:36:LYS:NZ	2.07	0.69
40:BF:78:ILE:HA	40:BF:83:PHE:CD2	2.28	0.69
50:BS:67:ARG:HB3	50:BS:71:ARG:NH2	2.07	0.69
42:BH:12:PRO:HB2	42:BH:15:VAL:HG11	1.74	0.69
47:BP:108:LYS:N	47:BP:108:LYS:HD2	2.08	0.69
1:AA:54:C:H2'	1:AA:352:C:H41	1.57	0.69
35:BA:958:U:OP2	48:BQ:14:ARG:NH1	2.25	0.69
11:AK:54:ARG:O	11:AK:57:THR:HG22	1.93	0.69
1:AA:41:G:H2'	1:AA:42:G:C8	2.27	0.69
27:B2:25:VAL:C	27:B2:27:GLU:H	1.92	0.69
27:B2:36:ARG:HA	27:B2:39:ALA:HB3	1.74	0.69
24:AY:510:VAL:HG13	24:AY:569:ASP:O	1.92	0.69
56:BY:9:LYS:HD3	56:BY:94:LYS:HE2	1.75	0.69

Continued on next page...

Continued from previous page...

Atom-1	Atom-2	Interatomic distance (Å)	Clash overlap (Å)
43:BK:109:LYS:O	43:BK:112:MET:HG2	1.92	0.69
26:B1:76:ARG:HH22	26:B1:95:LEU:HD13	1.56	0.69
50:BS:106:ARG:HB3	50:BS:106:ARG:NH1	2.04	0.69
3:AC:46:GLU:HB3	3:AC:83:ARG:HH22	1.57	0.69
16:AP:20:VAL:CG2	16:AP:32:TYR:HB2	2.20	0.69
35:BA:2056:G:H2'	35:BA:2056:G:N3	2.08	0.69
18:AR:85:LEU:HD12	18:AR:86:VAL:N	2.06	0.69
35:BA:2629:A:N3	35:BA:2629:A:H2'	2.07	0.69
20:AT:45:GLN:HB2	20:AT:91:LEU:HD13	1.74	0.69
50:BS:89:ARG:HG3	50:BS:92:TYR:HB3	1.75	0.69
43:BK:99:ILE:HD12	43:BK:103:GLN:HB3	1.72	0.69
1:AA:1321:C:H5''	1:AA:1322:C:H5''	1.74	0.69
1:AA:1321:C:H5''	1:AA:1322:C:C5'	2.23	0.69
2:AB:54:THR:HG21	2:AB:201:ILE:HD11	1.73	0.69
57:BZ:120:ILE:O	57:BZ:120:ILE:HG22	1.92	0.69
40:BF:132:VAL:HG22	40:BF:133:ASN:N	2.06	0.69
35:BA:2012:G:H4'	54:BW:96:ILE:CD1	2.19	0.69
41:BG:106:LEU:HA	41:BG:110:ALA:CB	2.21	0.69
41:BG:114:ILE:O	41:BG:114:ILE:HG22	1.90	0.69
41:BG:133:LEU:HD11	41:BG:157:ILE:CD1	2.20	0.69
10:AJ:3:LYS:O	10:AJ:100:THR:HG23	1.92	0.69
47:BP:23:PRO:HB2	47:BP:33:ARG:NE	2.07	0.69
40:BF:10:PRO:HG2	40:BF:11:VAL:H	1.56	0.69
28:B3:29:ARG:HH11	28:B3:29:ARG:CB	2.03	0.69
35:BA:1452:A:C3'	35:BA:1453:U:H5''	2.23	0.69
2:AB:21:ARG:HB3	2:AB:39:ILE:HG12	1.75	0.69
17:AQ:45:HIS:CB	17:AQ:65:ILE:HD13	2.23	0.69
15:AO:74:ASP:OD2	15:AO:77:ARG:HG2	1.92	0.69
35:BA:1656:C:H2'	35:BA:1657:C:H6	1.57	0.69
50:BS:49:VAL:HG12	50:BS:50:SER:N	2.01	0.69
40:BF:174:VAL:HG21	40:BF:189:THR:HG21	1.74	0.69
57:BZ:56:VAL:HG12	57:BZ:57:ILE:N	2.06	0.69
8:AH:7:ALA:HB2	8:AH:85:ARG:HD3	1.75	0.69
3:AC:6:HIS:HD2	3:AC:7:PRO:HD2	1.56	0.69
48:BQ:24:GLY:O	48:BQ:102:VAL:HG23	1.93	0.69
54:BW:8:ARG:HH11	54:BW:8:ARG:HG3	1.57	0.69
41:BG:7:LEU:O	41:BG:11:TYR:N	2.26	0.69
15:AO:5:LYS:O	15:AO:9:GLN:HG2	1.92	0.69
5:AE:43:LEU:HD21	5:AE:132:ALA:HB1	1.74	0.69
35:BA:1316:U:O2'	35:BA:1317:A:H5'	1.92	0.69
49:BR:28:LEU:HD23	49:BR:29:LEU:HD12	1.75	0.69

Continued on next page...

Continued from previous page...

Atom-1	Atom-2	Interatomic distance (Å)	Clash overlap (Å)
1:AA:986:A:H1'	19:AS:54:GLY:O	1.92	0.69
35:BA:1921:G:O2'	35:BA:1922:G:H5'	1.93	0.69
31:B6:10:LEU:CD2	31:B6:10:LEU:N	2.39	0.69
31:B6:37:ARG:HH22	35:BA:2286:A:H62	1.41	0.69
24:AY:213:HIS:O	24:AY:217:VAL:HG23	1.93	0.69
53:BV:32:THR:HG22	53:BV:33:VAL:N	2.07	0.69
35:BA:1452:A:H3'	35:BA:1453:U:H5''	1.72	0.69
49:BR:72:ASP:OD2	49:BR:75:LEU:HB2	1.93	0.69
1:AA:1325:C:H2'	1:AA:1326:C:H6	1.58	0.69
1:AA:664:G:H22	1:AA:741:G:H1	1.41	0.69
32:B7:34:ARG:HB3	32:B7:42:LEU:HD22	1.73	0.69
1:AA:1227:A:C2	13:AM:117:VAL:HG11	2.27	0.69
24:AY:165:GLN:HE21	24:AY:177:ILE:HG21	1.58	0.69
55:BX:35:THR:HB	55:BX:38:GLU:HB2	1.75	0.69
38:BD:35:LYS:CG	38:BD:63:ARG:HG3	2.23	0.69
35:BA:1190:G:H5'	47:BP:35:HIS:H	1.58	0.69
5:AE:9:LYS:CB	5:AE:112:LEU:HD11	2.23	0.69
1:AA:1356:G:H2'	1:AA:1357:A:H8	1.55	0.69
30:B5:16:ARG:NH1	30:B5:16:ARG:HG2	2.00	0.69
13:AM:74:VAL:O	13:AM:77:ASN:HB2	1.93	0.69
1:AA:1030(A):G:H1'	1:AA:1031:G:H1	1.55	0.69
35:BA:1578:U:H2'	35:BA:1579:A:H5''	1.75	0.69
36:BB:3:C:N4	36:BB:118:G:H1	1.91	0.69
24:AY:115:GLU:CD	24:AY:118:SER:HB3	2.13	0.68
35:BA:481:G:H2'	35:BA:507:A:N1	2.08	0.68
39:BE:1:MET:HB3	39:BE:200:GLU:OE2	1.92	0.68
35:BA:154(A):C:C5	35:BA:155:U:H1'	2.28	0.68
1:AA:170:U:O2'	1:AA:171:A:H5'	1.92	0.68
35:BA:9:U:H5	35:BA:2629:A:N6	1.92	0.68
3:AC:5:ILE:N	3:AC:5:ILE:HD13	2.07	0.68
41:BG:91:ARG:HD2	41:BG:91:ARG:C	2.13	0.68
24:AY:165:GLN:HB2	24:AY:260:LEU:HD11	1.74	0.68
10:AJ:82:ILE:H	10:AJ:82:ILE:HD13	1.58	0.68
24:AY:637:ARG:CG	24:AY:637:ARG:HH11	1.99	0.68
3:AC:16:ARG:HD3	3:AC:17:ASP:H	1.57	0.68
1:AA:1148:U:H2'	1:AA:1149:C:O4'	1.93	0.68
35:BA:191:A:H2'	35:BA:192:C:H6	1.56	0.68
13:AM:81:LEU:HD12	13:AM:86:CYS:SG	2.34	0.68
35:BA:674:G:C1'	40:BF:74:ARG:HD3	2.23	0.68
39:BE:11:MET:HB2	39:BE:23:VAL:O	1.93	0.68
25:B0:51:VAL:HG22	25:B0:81:VAL:HG23	1.73	0.68

Continued on next page...

Continued from previous page...

Atom-1	Atom-2	Interatomic distance (Å)	Clash overlap (Å)
24:AY:438:PHE:O	24:AY:438:PHE:HD2	1.76	0.68
39:BE:95:ILE:N	39:BE:95:ILE:HD13	2.08	0.68
35:BA:549:G:H8	35:BA:549:G:O5'	1.76	0.68
24:AY:613:PRO:O	24:AY:615:GLU:N	2.26	0.68
37:BC:77:ALA:HB3	37:BC:95:VAL:HA	1.75	0.68
21:AU:23:PRO:C	21:AU:25:LYS:H	1.96	0.68
35:BA:840:C:H2'	35:BA:841:A:H5''	1.74	0.68
37:BC:28:ARG:HG2	37:BC:183:PRO:HB3	1.74	0.68
35:BA:975(A):G:O2'	35:BA:976:C:H5'	1.93	0.68
28:B3:1:MET:HB3	28:B3:2:PRO:HD2	1.74	0.68
1:AA:731:G:OP1	1:AA:766:A:H1'	1.92	0.68
56:BY:28:LYS:O	56:BY:38:ILE:HG22	1.93	0.68
35:BA:695:G:OP1	35:BA:1380:G:H4'	1.93	0.68
56:BY:74:PRO:O	56:BY:80:GLY:HA2	1.92	0.68
35:BA:581:C:H2'	35:BA:582:G:H8	1.59	0.68
35:BA:363(B):G:H2'	35:BA:363(C):G:C8	2.28	0.68
57:BZ:4:ARG:HH12	57:BZ:66:SER:CB	2.06	0.68
46:BO:22:ILE:HG12	46:BO:41:ALA:HA	1.75	0.68
39:BE:117:MET:HA	39:BE:122:PHE:H	1.57	0.68
1:AA:194:C:C2'	1:AA:195:A:H5''	2.24	0.68
24:AY:343:ASN:C	24:AY:343:ASN:HD22	1.96	0.68
1:AA:1275:A:O2'	1:AA:1276:G:H5'	1.92	0.68
19:AS:6:LYS:O	19:AS:7:LYS:HE3	1.94	0.68
1:AA:1370:G:C2	1:AA:1371:G:C8	2.81	0.68
35:BA:614(A):U:H4'	35:BA:614(B):G:H5''	1.74	0.68
1:AA:275:G:H5''	17:AQ:14:LYS:CB	2.23	0.68
56:BY:7:VAL:CG1	56:BY:8:LYS:HE3	2.24	0.68
24:AY:92:ILE:HG12	24:AY:405:PRO:HG2	1.76	0.68
24:AY:342:TYR:HE2	24:AY:396:ARG:HD2	1.54	0.68
46:BO:91:LEU:N	46:BO:91:LEU:CD2	2.56	0.68
8:AH:6:ILE:N	8:AH:6:ILE:HD12	2.06	0.68
35:BA:528:A:H2	35:BA:2043:C:C5'	2.06	0.68
2:AB:178:ARG:HG2	2:AB:178:ARG:HH11	1.57	0.68
1:AA:96:U:HO2'	1:AA:97:G:H8	1.40	0.68
35:BA:296:C:O2'	35:BA:297:C:H5'	1.93	0.68
20:AT:48:LYS:HB3	20:AT:51:GLU:HG2	1.75	0.68
35:BA:1290:C:H2'	35:BA:1291:C:C6	2.28	0.68
1:AA:148:G:H2'	1:AA:149:A:C8	2.29	0.68
35:BA:1809:A:H2'	35:BA:1810:A:C8	2.29	0.68
1:AA:579:G:H5'	1:AA:728:A:H1'	1.75	0.68
41:BG:56:ALA:HB1	41:BG:153:ARG:NE	2.08	0.68

Continued on next page...

Continued from previous page...

Atom-1	Atom-2	Interatomic distance (Å)	Clash overlap (Å)
40:BF:32:LEU:C	40:BF:32:LEU:HD23	2.12	0.68
22:AV:20:U:C3'	22:AV:21:A:H5'	2.23	0.68
35:BA:510:C:OP1	35:BA:510:C:H3'	1.93	0.68
48:BQ:53:ALA:HA	48:BQ:56:ARG:HB2	1.76	0.68
38:BD:153:ALA:C	38:BD:154:LYS:HG3	2.14	0.68
51:BT:10:VAL:O	51:BT:13:ARG:HG2	1.94	0.68
35:BA:1812:A:H2'	35:BA:1813:G:H8	1.55	0.68
38:BD:26:LYS:H	38:BD:26:LYS:HE2	1.56	0.68
38:BD:26:LYS:O	38:BD:27:THR:HG22	1.92	0.68
26:B1:26:ARG:HG3	26:B1:27:GLU:HG3	1.75	0.68
35:BA:1099:G:H2'	35:BA:1100:C:O4'	1.93	0.68
4:AD:57:ARG:HD2	4:AD:57:ARG:H	1.58	0.68
35:BA:1205:U:C5	40:BF:171:PRO:HA	2.28	0.68
1:AA:1170:A:H2'	1:AA:1171:G:O4'	1.94	0.68
35:BA:2672:G:C3'	35:BA:2673:G:H5''	2.24	0.68
41:BG:68:PRO:CA	41:BG:92:VAL:HG12	2.17	0.68
42:BH:46:GLU:HG3	42:BH:51:ARG:H	1.59	0.68
56:BY:84:ARG:HB2	56:BY:97:ARG:HB2	1.75	0.68
40:BF:110:LEU:O	40:BF:110:LEU:HD13	1.94	0.68
35:BA:2146:C:H4'	35:BA:2147:G:C8	2.28	0.68
40:BF:63:LYS:HG3	40:BF:76:GLY:HA2	1.74	0.68
27:B2:24:LEU:HD23	27:B2:24:LEU:C	2.14	0.68
45:BN:115:ARG:HA	45:BN:118:LYS:HE2	1.75	0.68
36:BB:20:C:H2'	36:BB:21:G:H5'	1.75	0.68
8:AH:17:THR:HG22	8:AH:63:LEU:HD12	1.74	0.68
36:BB:4:C:H2'	36:BB:5:C:C6	2.28	0.68
35:BA:1951:U:H2'	35:BA:1953:A:OP2	1.92	0.68
35:BA:123:G:O2'	35:BA:124:G:H5'	1.93	0.68
35:BA:693:C:O2'	35:BA:694:U:H5'	1.92	0.68
41:BG:144:ILE:HD11	41:BG:149:VAL:HB	1.76	0.68
10:AJ:6:ILE:HD12	10:AJ:6:ILE:O	1.93	0.68
10:AJ:71:LEU:HD12	10:AJ:72:VAL:H	1.59	0.68
10:AJ:4:ILE:HD12	10:AJ:4:ILE:N	2.09	0.68
35:BA:2019:A:O3'	52:BU:27:LEU:HD12	1.94	0.68
24:AY:97:SER:O	24:AY:100:VAL:HG13	1.93	0.68
48:BQ:12:GLN:HE21	48:BQ:73:PRO:HD2	1.58	0.68
4:AD:18:LYS:HE2	4:AD:20:TYR:CE2	2.29	0.68
1:AA:183:G:H2'	1:AA:184:G:C8	2.28	0.68
36:BB:3:C:H42	36:BB:118:G:H1	1.40	0.68
1:AA:818:G:O2'	1:AA:819:A:H5'	1.93	0.68
40:BF:204:ASN:C	40:BF:206:ILE:H	1.94	0.68

Continued on next page...

Continued from previous page...

Atom-1	Atom-2	Interatomic distance (Å)	Clash overlap (Å)
24:AY:18:ALA:O	24:AY:19:ALA:CB	2.42	0.68
24:AY:20:HIS:HB2	24:AY:87:HIS:HD2	1.58	0.68
48:BQ:109:VAL:CG1	48:BQ:113:GLN:HB2	2.23	0.68
49:BR:117:VAL:HG12	49:BR:118:GLU:N	2.09	0.68
35:BA:781:A:C8	38:BD:219:PRO:HG3	2.29	0.68
35:BA:637:A:C6	35:BA:652:C:H4'	2.29	0.68
35:BA:654:A:N7	35:BA:654(V):A:H4'	2.09	0.68
12:AL:70:ILE:HG22	12:AL:100:ILE:HD12	1.76	0.68
42:BH:105:LEU:HD23	42:BH:105:LEU:H	1.58	0.68
35:BA:848:G:N3	35:BA:933:A:H1'	2.09	0.68
1:AA:1308:U:H5''	13:AM:98:VAL:HG23	1.76	0.68
28:B3:28:LEU:HD23	28:B3:28:LEU:N	2.09	0.68
35:BA:1819:A:H4'	35:BA:1820:U:H5'	1.76	0.68
24:AY:388:THR:HG21	24:AY:399:LEU:HD13	1.76	0.68
37:BC:60:ARG:HG3	37:BC:165:ARG:HG3	1.76	0.68
20:AT:12:ALA:O	20:AT:15:ARG:HB2	1.92	0.68
35:BA:2657:A:H2'	35:BA:2658:C:H5'	1.76	0.68
35:BA:556:G:H2'	35:BA:557:U:C6	2.28	0.68
1:AA:512:U:H2'	1:AA:513:C:C6	2.29	0.68
35:BA:2313:C:C6	35:BA:2313:C:H5'	2.29	0.68
41:BG:34:LEU:HB2	41:BG:99:MET:HE1	1.76	0.68
52:BU:83:LEU:HD12	52:BU:113:ALA:HB2	1.75	0.68
40:BF:99:TYR:CE2	40:BF:101:LEU:HD13	2.28	0.68
23:AX:13:A:C2'	23:AX:14:A:H5''	2.24	0.68
10:AJ:7:LYS:O	10:AJ:96:ILE:HA	1.94	0.68
5:AE:33:VAL:HG12	5:AE:112:LEU:HD12	1.76	0.68
43:BK:21:PRO:HA	43:BK:23:VAL:H	1.59	0.68
24:AY:335:LEU:HD11	24:AY:352:VAL:HG11	1.75	0.68
1:AA:179:A:H2'	1:AA:180:U:H6	1.57	0.68
35:BA:2018:G:H21	52:BU:34:LYS:NZ	1.92	0.68
52:BU:34:LYS:HE2	52:BU:34:LYS:HA	1.76	0.68
35:BA:1717:G:H2'	35:BA:1718:G:H5''	1.76	0.68
51:BT:128:GLU:O	51:BT:129:ARG:HD3	1.94	0.68
1:AA:269:C:H2'	1:AA:270:A:H8	1.59	0.68
35:BA:2161:C:O2'	35:BA:2162:G:H5'	1.94	0.68
35:BA:483:A:H4'	56:BY:49:VAL:HA	1.75	0.68
35:BA:120:U:H5'	35:BA:121:G:OP1	1.93	0.68
26:B1:26:ARG:HG3	26:B1:27:GLU:H	1.59	0.68
42:BH:159:GLU:HA	42:BH:159:GLU:OE1	1.93	0.68
35:BA:381:G:O2'	35:BA:382:G:H5'	1.93	0.68
35:BA:206:U:O2	35:BA:206:U:H2'	1.93	0.68

Continued on next page...

Continued from previous page...

Atom-1	Atom-2	Interatomic distance (Å)	Clash overlap (Å)
1:AA:1082:G:O2'	1:AA:1083:U:H5'	1.94	0.68
48:BQ:29:PHE:HB2	48:BQ:105:GLU:OE2	1.94	0.68
43:BK:100:THR:OG1	43:BK:103:GLN:HG3	1.94	0.68
35:BA:2455:G:H2'	35:BA:2456:C:C6	2.29	0.68
40:BF:126:VAL:HG23	40:BF:127:GLU:N	2.07	0.68
35:BA:622:G:O2'	35:BA:623:G:H5'	1.93	0.68
36:BB:65:C:H41	36:BB:109:C:H2'	1.58	0.68
49:BR:12:ARG:HH11	49:BR:12:ARG:CG	2.06	0.68
12:AL:47:LYS:HB3	12:AL:48:PRO:HD3	1.74	0.68
2:AB:121:LEU:HD22	2:AB:126:GLU:HB2	1.76	0.68
1:AA:1318:A:H1'	19:AS:37:ARG:NH2	2.09	0.68
35:BA:710:G:H2'	35:BA:711:G:H8	1.59	0.68
35:BA:2334:G:C4	50:BS:15:ARG:HD3	2.29	0.67
55:BX:35:THR:O	55:BX:39:ILE:HG12	1.94	0.67
35:BA:2110:G:HO2'	35:BA:2120:G:H5'	1.59	0.67
9:AI:4:TYR:CE1	9:AI:88:TYR:CD2	2.82	0.67
37:BC:104:ILE:HG23	37:BC:108:TRP:O	1.92	0.67
1:AA:390:C:H2'	1:AA:391:G:C8	2.29	0.67
43:BK:7:VAL:CG1	43:BK:7:VAL:O	2.40	0.67
35:BA:1035:U:H2'	35:BA:1036:G:C8	2.29	0.67
38:BD:161:THR:O	38:BD:196:VAL:HG23	1.95	0.67
35:BA:67:U:H2'	35:BA:68:G:H8	1.57	0.67
15:AO:18:PHE:CD1	15:AO:18:PHE:O	2.47	0.67
52:BU:96:ALA:C	52:BU:98:LEU:H	1.98	0.67
33:B8:33:ASN:O	33:B8:34:TRP:HB3	1.94	0.67
43:BK:121:GLU:H	43:BK:121:GLU:CD	1.97	0.67
24:AY:424:LEU:O	24:AY:427:ALA:HB3	1.94	0.67
45:BN:23:LEU:HD23	45:BN:23:LEU:O	1.93	0.67
13:AM:78:ILE:CA	13:AM:81:LEU:HD23	2.23	0.67
51:BT:55:ASN:H	51:BT:59:THR:CG2	2.08	0.67
8:AH:109:ILE:HG12	8:AH:110:ALA:H	1.57	0.67
35:BA:1847:A:H3'	35:BA:1848:A:C5'	2.23	0.67
13:AM:49:THR:HB	13:AM:52:GLU:HG3	1.76	0.67
3:AC:6:HIS:ND1	14:AN:49:HIS:HB3	2.10	0.67
1:AA:708:C:H2'	1:AA:709:G:C8	2.28	0.67
1:AA:1269:A:C2	1:AA:1313:U:O4'	2.47	0.67
45:BN:115:ARG:CG	45:BN:115:ARG:HH11	2.02	0.67
50:BS:46:VAL:HG12	50:BS:47:THR:N	2.09	0.67
1:AA:1346:A:N1	1:AA:1374:A:H5''	2.08	0.67
1:AA:1133:G:N2	1:AA:1143:G:H1'	2.10	0.67
35:BA:654(M):C:O2'	35:BA:654(N):G:H8	1.77	0.67

Continued on next page...

Continued from previous page...

Atom-1	Atom-2	Interatomic distance (Å)	Clash overlap (Å)
1:AA:275:G:H5''	17:AQ:14:LYS:HB2	1.76	0.67
5:AE:100:VAL:O	5:AE:100:VAL:HG23	1.93	0.67
1:AA:265:G:H2'	1:AA:267:C:H5	1.60	0.67
35:BA:1183:G:O2'	35:BA:1184:G:H5'	1.94	0.67
35:BA:176:G:O2'	35:BA:177:G:H5'	1.94	0.67
52:BU:56:ASP:O	52:BU:59:ARG:HB2	1.95	0.67
35:BA:2393:A:H5''	47:BP:62:LEU:HB3	1.76	0.67
51:BT:28:VAL:HG21	51:BT:46:GLU:HG3	1.77	0.67
1:AA:1225:A:N3	1:AA:1225:A:H2'	2.09	0.67
24:AY:17:ILE:O	24:AY:85:PRO:HG2	1.93	0.67
19:AS:13:ASP:C	19:AS:15:LEU:H	1.94	0.67
30:B5:44:THR:HG21	49:BR:101:ALA:CB	2.21	0.67
30:B5:2:ALA:N	35:BA:2014:A:HO2'	1.90	0.67
13:AM:78:ILE:O	13:AM:82:MET:HG2	1.94	0.67
12:AL:75:HIS:CD2	12:AL:77:LEU:HD12	2.29	0.67
1:AA:974:A:OP1	1:AA:974:A:H8	1.77	0.67
4:AD:33:MET:O	4:AD:37:PRO:HG3	1.94	0.67
48:BQ:59:ARG:HB3	57:BZ:180:VAL:CG2	2.24	0.67
1:AA:1489:G:C2'	1:AA:1490:C:H5''	2.23	0.67
11:AK:85:ARG:HG2	11:AK:111:ASP:O	1.93	0.67
35:BA:548:A:C2'	35:BA:549:G:H5'	2.24	0.67
11:AK:34:ASP:HB2	11:AK:35:PRO:CD	2.24	0.67
1:AA:1292:U:H2'	1:AA:1293:G:C8	2.29	0.67
35:BA:519:U:H5''	54:BW:25:ARG:NH2	2.10	0.67
3:AC:148:GLY:HA3	3:AC:172:ARG:O	1.93	0.67
5:AE:144:THR:O	5:AE:148:VAL:HG23	1.94	0.67
35:BA:1910:G:O2'	35:BA:1911:U:H5'	1.94	0.67
41:BG:57:ALA:O	41:BG:68:PRO:HG2	1.94	0.67
22:AV:17:C:C6	22:AV:17(A):U:H5	2.02	0.67
22:AV:75:C:C6	22:AV:76:A:N7	2.63	0.67
40:BF:114:VAL:HG21	40:BF:202:PHE:CE1	2.28	0.67
42:BH:157:TYR:CE1	42:BH:171:LEU:HD21	2.17	0.67
37:BC:190:ILE:O	37:BC:194:ILE:HG12	1.94	0.67
35:BA:884:C:H41	35:BA:886:C:H42	1.41	0.67
24:AY:380:LEU:O	24:AY:381:LYS:CE	2.43	0.67
51:BT:29:ARG:HB3	51:BT:85:LYS:HA	1.75	0.67
35:BA:1163:G:O2'	35:BA:1164:G:H5'	1.94	0.67
35:BA:2205:C:H5'	35:BA:2206:G:OP2	1.94	0.67
35:BA:2344:U:H4'	35:BA:2345:G:OP1	1.95	0.67
56:BY:17:SER:HB2	56:BY:71:LYS:HD2	1.75	0.67
35:BA:302:C:P	56:BY:73:ARG:HH12	2.17	0.67

Continued on next page...

Continued from previous page...

Atom-1	Atom-2	Interatomic distance (Å)	Clash overlap (Å)
35:BA:2850:A:C2	49:BR:61:HIS:CD2	2.83	0.67
35:BA:2308:G:O6	35:BA:2310:A:H2'	1.93	0.67
35:BA:191:A:H2'	35:BA:192:C:C6	2.29	0.67
1:AA:1053:G:C3'	1:AA:1054:C:H5'	2.24	0.67
26:B1:86:SER:CB	26:B1:89:GLU:HB2	2.23	0.67
3:AC:206:GLU:HG2	3:AC:207:VAL:N	2.07	0.67
1:AA:1261:A:C2'	1:AA:1262:C:H5'	2.23	0.67
39:BE:78:LEU:O	39:BE:79:ARG:HD2	1.95	0.67
24:AY:343:ASN:ND2	24:AY:345:THR:H	1.92	0.67
48:BQ:51:ARG:O	48:BQ:54:MET:HB3	1.95	0.67
1:AA:1485:U:O2'	1:AA:1486:G:H5'	1.94	0.67
35:BA:1120:G:H2'	35:BA:1121:C:C6	2.29	0.67
51:BT:80:SER:HB3	51:BT:81:PRO:CD	2.24	0.67
1:AA:943:U:C2'	1:AA:944:G:H5'	2.24	0.67
1:AA:1095:U:P	1:AA:1108:G:H1	2.18	0.67
35:BA:2774:C:H2'	35:BA:2775:A:O4'	1.95	0.67
57:BZ:130:PRO:O	57:BZ:133:ILE:HD11	1.95	0.67
57:BZ:13:GLU:C	57:BZ:14:LYS:HG3	2.14	0.67
35:BA:1967:C:H2'	35:BA:1968:G:H5'	1.74	0.67
24:AY:411:VAL:CG1	24:AY:412:ALA:N	2.57	0.67
52:BU:83:LEU:CD1	52:BU:83:LEU:H	2.07	0.67
52:BU:99:ALA:HB2	52:BU:106:PHE:CE1	2.30	0.67
1:AA:1003:G:C2	1:AA:1004:A:H1'	2.29	0.67
31:B6:15:GLU:CG	31:B6:47:THR:HG21	2.24	0.67
22:AV:46:G:O3'	22:AV:47:U:C6	2.47	0.67
57:BZ:142:SER:H	57:BZ:144:LEU:HD23	1.60	0.67
9:AI:4:TYR:CE2	9:AI:88:TYR:CB	2.78	0.67
19:AS:42:PRO:C	19:AS:43:GLU:HG3	2.14	0.67
19:AS:44:MET:SD	19:AS:44:MET:N	2.67	0.67
35:BA:2762:G:C8	35:BA:2762:G:H5'	2.29	0.67
24:AY:554:PRO:HG3	24:AY:594:VAL:CG1	2.25	0.67
8:AH:5:PRO:O	8:AH:8:ASP:HB3	1.93	0.67
1:AA:1510:U:H2'	1:AA:1511:G:H8	1.58	0.67
47:BP:80:TYR:CE1	47:BP:111:ARG:HG2	2.30	0.67
32:B7:24:THR:HG23	32:B7:27:GLY:H	1.60	0.67
26:B1:3:LYS:HE3	35:BA:1364:G:C8	2.30	0.67
4:AD:62:GLN:O	4:AD:66:ARG:HB2	1.94	0.67
35:BA:2039:C:H2'	35:BA:2040:C:H6	1.59	0.67
35:BA:2705:A:H2'	35:BA:2706:G:O4'	1.94	0.67
57:BZ:23:LYS:CD	57:BZ:38:TYR:HE2	2.08	0.67
52:BU:109:LEU:O	52:BU:112:ARG:HB2	1.94	0.67

Continued on next page...

Continued from previous page...

Atom-1	Atom-2	Interatomic distance (Å)	Clash overlap (Å)
35:BA:271(I):G:H3'	35:BA:271(J):C:H6	1.60	0.67
50:BS:34:HIS:NE2	50:BS:54:LEU:HB3	2.10	0.67
1:AA:1392:G:N2	1:AA:1502:A:H8	1.93	0.67
24:AY:65:ILE:CD1	24:AY:65:ILE:H	2.08	0.67
35:BA:218:A:H2	35:BA:235:U:H4'	1.59	0.67
29:B4:22:ILE:HG22	29:B4:23:GLU:N	2.10	0.67
19:AS:9:VAL:O	19:AS:11:VAL:N	2.28	0.67
35:BA:1573:G:H2'	35:BA:1574:C:H5'	1.77	0.67
16:AP:43:LYS:HA	16:AP:48:TRP:HB3	1.76	0.67
35:BA:2193:G:H8	35:BA:2193:G:H5'	1.59	0.67
35:BA:2668:G:O2'	35:BA:2669:G:H5'	1.94	0.67
24:AY:546:ILE:HG23	24:AY:590:ILE:CG1	2.17	0.67
40:BF:3:GLU:HA	40:BF:24:LEU:CG	2.22	0.67
24:AY:252:ASP:HB3	24:AY:254:LYS:HE3	1.74	0.67
35:BA:211:A:H2'	35:BA:212:G:C5'	2.24	0.67
45:BN:48:MET:HE2	45:BN:48:MET:N	2.10	0.67
24:AY:414:GLU:O	24:AY:474:ALA:HB1	1.95	0.67
35:BA:965:C:H5'	35:BA:2273:A:C1'	2.19	0.67
26:B1:76:ARG:HH22	26:B1:95:LEU:HD22	1.59	0.67
49:BR:78:LYS:O	49:BR:83:ILE:HG12	1.95	0.67
5:AE:77:PRO:HD2	5:AE:142:LEU:HD13	1.77	0.67
40:BF:170:LEU:CB	40:BF:173:VAL:HB	2.23	0.67
35:BA:1323:U:H3	35:BA:1331:A:H61	1.43	0.67
48:BQ:27:VAL:HG11	48:BQ:134:ARG:CD	2.25	0.67
1:AA:183:G:H2'	1:AA:184:G:H8	1.58	0.67
32:B7:34:ARG:HH12	32:B7:39:ARG:HD2	1.60	0.67
35:BA:492:A:O2'	35:BA:493:G:H5'	1.94	0.67
35:BA:1328:G:H8	35:BA:1328:G:O5'	1.77	0.67
35:BA:2202:C:H2'	38:BD:151:LYS:NZ	2.09	0.67
12:AL:117:ARG:CZ	12:AL:124:LYS:HA	2.24	0.67
24:AY:534:ILE:HG13	24:AY:570:GLY:O	1.94	0.67
35:BA:2291:U:H2'	35:BA:2292:C:H6	1.59	0.67
13:AM:116:THR:HG22	13:AM:117:VAL:N	2.10	0.67
10:AJ:32:ALA:N	10:AJ:78:ASN:ND2	2.43	0.67
35:BA:1541:G:H5''	35:BA:1542:A:OP1	1.95	0.67
35:BA:1656:C:H2'	35:BA:1657:C:C6	2.30	0.67
35:BA:1827:C:O2'	35:BA:1828:G:H5'	1.94	0.67
24:AY:517:LEU:HB3	24:AY:521:SER:HB2	1.75	0.67
35:BA:2748:A:H2	42:BH:63:SER:HG	1.40	0.67
39:BE:11:MET:CB	39:BE:24:THR:HA	2.24	0.67
24:AY:337:SER:HA	24:AY:355:LEU:HD23	1.77	0.67

Continued on next page...

Continued from previous page...

Atom-1	Atom-2	Interatomic distance (Å)	Clash overlap (Å)
1:AA:972:C:H4'	10:AJ:57:LYS:HB2	1.76	0.67
1:AA:148:G:H2'	1:AA:149:A:H8	1.60	0.67
1:AA:673:G:H2'	1:AA:674:G:C8	2.29	0.67
35:BA:198:C:H42	35:BA:248:G:H1	1.40	0.67
1:AA:720:C:H3'	1:AA:721:G:H5''	1.77	0.67
24:AY:514:VAL:HG21	24:AY:593:ALA:CB	2.25	0.67
41:BG:77:ILE:HG21	41:BG:80:PHE:CB	2.25	0.67
19:AS:19:VAL:HG13	19:AS:44:MET:HG2	1.77	0.67
45:BN:60:ILE:HG22	45:BN:61:ARG:N	2.10	0.67
3:AC:82:GLU:O	3:AC:86:VAL:HG13	1.95	0.67
3:AC:20:SER:HB3	3:AC:40:ARG:NH2	2.11	0.67
3:AC:206:GLU:CG	3:AC:207:VAL:H	1.99	0.67
24:AY:432:ALA:HA	24:AY:438:PHE:CZ	2.29	0.67
35:BA:1948:G:C8	35:BA:1948:G:H5'	2.30	0.67
39:BE:4:ILE:HD11	39:BE:28:ALA:HB1	1.77	0.67
57:BZ:182:LYS:C	57:BZ:183:LEU:HG	2.15	0.67
35:BA:2132:U:C5	37:BC:6:LYS:HD2	2.30	0.67
1:AA:1318:A:C2'	1:AA:1319:A:H5'	2.25	0.67
38:BD:127:VAL:HG22	38:BD:194:GLY:HA3	1.76	0.67
1:AA:1057:G:H5''	3:AC:154:SER:CB	2.25	0.67
41:BG:46:ALA:CB	41:BG:88:ILE:HG12	2.26	0.66
52:BU:110:VAL:HG12	52:BU:114:LYS:CD	2.24	0.66
53:BV:47:VAL:HG23	53:BV:47:VAL:O	1.96	0.66
40:BF:185:ASP:HA	40:BF:188:ARG:CG	2.24	0.66
35:BA:272(J):C:C3'	35:BA:274:G:H5''	2.18	0.66
35:BA:2787:C:H1'	39:BE:61:ARG:CG	2.25	0.66
35:BA:2011:U:H2'	35:BA:2012:G:H5'	1.77	0.66
24:AY:238:THR:HG23	24:AY:240:GLU:H	1.60	0.66
10:AJ:3:LYS:NZ	10:AJ:76:ASN:HA	2.10	0.66
16:AP:8:ARG:HB3	16:AP:28:ARG:HH12	1.59	0.66
30:B5:3:LYS:HZ1	35:BA:2613:U:C2'	2.08	0.66
1:AA:103:C:H3'	1:AA:104:G:C8	2.26	0.66
1:AA:353:A:H5'	1:AA:353:A:C8	2.27	0.66
1:AA:737:A:H2'	1:AA:738:C:C6	2.30	0.66
2:AB:148:TYR:O	2:AB:149:LEU:HD23	1.94	0.66
35:BA:591:C:H6	35:BA:591:C:H5''	1.59	0.66
35:BA:2552:U:C2	35:BA:2554:U:H5'	2.31	0.66
1:AA:678:U:H2'	1:AA:679:C:C6	2.30	0.66
24:AY:468:ARG:HH11	24:AY:468:ARG:HG3	1.60	0.66
10:AJ:3:LYS:HZ2	10:AJ:76:ASN:HA	1.60	0.66
40:BF:64:ILE:HD11	40:BF:65:TRP:CD2	2.30	0.66

Continued on next page...

Continued from previous page...

Atom-1	Atom-2	Interatomic distance (Å)	Clash overlap (Å)
35:BA:2498:C:O2'	35:BA:2499:C:H5'	1.95	0.66
1:AA:1456:G:H2'	1:AA:1457:G:H5'	1.76	0.66
5:AE:101:ILE:CD1	5:AE:119:LEU:HD22	2.23	0.66
35:BA:2750:A:H2'	35:BA:2752:C:H41	1.60	0.66
35:BA:2317:C:H2'	35:BA:2318:G:H5'	1.78	0.66
43:BK:4:VAL:HG12	43:BK:5:VAL:N	2.09	0.66
24:AY:512:ILE:N	24:AY:512:ILE:CD1	2.58	0.66
38:BD:131:LEU:HD13	38:BD:136:ILE:HD11	1.78	0.66
45:BN:102:ALA:O	45:BN:106:MET:HE2	1.96	0.66
2:AB:12:GLU:O	2:AB:14:GLY:N	2.27	0.66
55:BX:12:VAL:O	55:BX:13:LEU:HB2	1.94	0.66
35:BA:2850:A:H2	49:BR:61:HIS:CD2	2.13	0.66
35:BA:1242:A:C6	47:BP:8:PRO:HG2	2.29	0.66
24:AY:122:TRP:CZ3	24:AY:132:ARG:HD2	2.30	0.66
42:BH:53:GLU:OE1	42:BH:53:GLU:HA	1.95	0.66
18:AR:59:SER:H	18:AR:62:GLU:HB2	1.60	0.66
30:B5:4:HIS:O	35:BA:2056:G:N2	2.28	0.66
24:AY:33:LEU:HD23	24:AY:360:ALA:CB	2.25	0.66
24:AY:334:THR:HG21	24:AY:370:LYS:HG2	1.77	0.66
6:AF:33:TYR:HA	6:AF:71:ARG:NH2	2.11	0.66
30:B5:40:LYS:HE2	30:B5:46:CYS:HB2	1.76	0.66
1:AA:161:A:H2'	1:AA:162:A:H8	1.61	0.66
5:AE:50:GLU:HG3	5:AE:52:PRO:HD2	1.76	0.66
9:AI:128:ARG:O	13:AM:125:ARG:HD2	1.95	0.66
52:BU:107:ALA:HA	52:BU:110:VAL:CG2	2.25	0.66
50:BS:89:ARG:CG	50:BS:92:TYR:HA	2.25	0.66
10:AJ:6:ILE:HD11	10:AJ:72:VAL:HB	0.88	0.66
35:BA:902:C:H2'	35:BA:903:C:C6	2.29	0.66
34:B9:31:LYS:HD3	35:BA:2478:A:OP1	1.95	0.66
35:BA:27:G:O2'	35:BA:28:A:H8	1.79	0.66
18:AR:29:PHE:CD2	18:AR:29:PHE:N	2.57	0.66
35:BA:961:C:N4	35:BA:2031:A:H1'	2.10	0.66
24:AY:518:PRO:HD2	24:AY:521:SER:OG	1.95	0.66
24:AY:329:ARG:HD3	24:AY:374:LEU:HD11	1.76	0.66
36:BB:88:C:H2'	36:BB:89:G:C8	2.30	0.66
35:BA:2196:C:O2'	35:BA:2197:U:H5'	1.94	0.66
37:BC:225:ILE:O	37:BC:225:ILE:HD12	1.95	0.66
24:AY:388:THR:CG2	24:AY:399:LEU:HD13	2.24	0.66
35:BA:76:C:O2'	35:BA:77:C:H5'	1.95	0.66
1:AA:995:C:O2'	1:AA:996:A:H5'	1.93	0.66
53:BV:46:VAL:HG22	53:BV:47:VAL:H	1.61	0.66

Continued on next page...

Continued from previous page...

Atom-1	Atom-2	Interatomic distance (Å)	Clash overlap (Å)
35:BA:769:G:H2'	35:BA:770:G:H8	1.61	0.66
31:B6:9:LEU:HD22	31:B6:26:ASN:HD22	1.59	0.66
24:AY:215:LYS:O	24:AY:219:VAL:N	2.28	0.66
36:BB:28:C:O2'	36:BB:29:A:H5'	1.95	0.66
1:AA:1404:C:H1'	1:AA:1499:A:N1	2.10	0.66
24:AY:331:TYR:O	24:AY:371:ALA:HB1	1.94	0.66
2:AB:233:SER:HB2	2:AB:234:PRO:HD3	1.76	0.66
4:AD:30:LYS:C	4:AD:32:ALA:N	2.49	0.66
2:AB:129:GLU:O	2:AB:130:ARG:HB2	1.96	0.66
38:BD:123:ALA:HB3	38:BD:131:LEU:HG	1.78	0.66
1:AA:720:C:H6	1:AA:720:C:O5'	1.77	0.66
24:AY:409:ILE:HG12	24:AY:656:ALA:CB	2.25	0.66
10:AJ:6:ILE:HG22	10:AJ:98:ILE:HD12	1.76	0.66
3:AC:70:VAL:CG1	3:AC:71:ALA:N	2.55	0.66
35:BA:28:A:N6	35:BA:512:G:H1'	2.10	0.66
4:AD:96:LEU:H	4:AD:96:LEU:CD2	2.06	0.66
38:BD:102:LYS:O	38:BD:103:ARG:HG2	1.96	0.66
1:AA:1513:A:H2'	1:AA:1514:C:C6	2.31	0.66
3:AC:114:PRO:HD3	3:AC:183:ASP:OD2	1.96	0.66
1:AA:738:C:H5''	6:AF:69:GLU:HB2	1.77	0.66
35:BA:1053:C:C2'	35:BA:1054:A:H5''	2.26	0.66
35:BA:2552:U:O2	35:BA:2554:U:H5'	1.93	0.66
35:BA:2593:U:H2'	35:BA:2594:C:C6	2.30	0.66
1:AA:833:U:H2'	1:AA:834:C:H6	1.60	0.66
7:AG:57:GLU:CD	7:AG:57:GLU:H	1.97	0.66
51:BT:89:VAL:CG1	51:BT:91:ARG:HG3	2.26	0.66
12:AL:38:THR:CG2	12:AL:39:VAL:HG23	2.20	0.66
47:BP:23:PRO:HB2	47:BP:33:ARG:CD	2.26	0.66
3:AC:58:GLU:H	3:AC:65:ALA:HB3	1.58	0.66
1:AA:740:U:O2'	1:AA:741:G:H5'	1.96	0.66
39:BE:10:GLY:HA2	39:BE:192:ASN:HD21	1.60	0.66
35:BA:545:C:H3'	35:BA:547:A:H5''	1.78	0.66
37:BC:29:LEU:O	37:BC:32:GLU:HG2	1.94	0.66
35:BA:2223:G:H2'	35:BA:2224:G:H5'	1.77	0.66
35:BA:1400:G:H2'	35:BA:1401:G:C8	2.30	0.66
1:AA:241:C:O2'	1:AA:242:C:H5'	1.95	0.66
46:BO:119:PRO:O	46:BO:120:GLU:HB2	1.94	0.66
35:BA:20:C:O2'	35:BA:21:A:H5'	1.96	0.66
40:BF:185:ASP:HA	40:BF:188:ARG:HG2	1.76	0.66
35:BA:2579:C:C4'	39:BE:134:ILE:HG12	2.24	0.66
40:BF:99:TYR:HE2	40:BF:101:LEU:CD1	2.09	0.66

Continued on next page...

Continued from previous page...

Atom-1	Atom-2	Interatomic distance (Å)	Clash overlap (Å)
24:AY:124:GLN:HA	24:AY:127:LYS:HD2	1.77	0.66
35:BA:582:G:H2'	35:BA:583:G:C8	2.31	0.66
38:BD:35:LYS:HG2	38:BD:63:ARG:CA	2.25	0.66
15:AO:62:GLN:HA	15:AO:65:ARG:HD3	1.78	0.66
5:AE:6:PHE:HB3	5:AE:35:GLY:O	1.96	0.66
42:BH:121:ILE:CD1	42:BH:144:VAL:HG21	2.26	0.66
30:B5:3:LYS:NZ	35:BA:2613:U:C2'	2.58	0.66
24:AY:530:VAL:HG22	24:AY:531:GLY:N	2.11	0.66
1:AA:190:U:O2'	1:AA:191:G:H5'	1.96	0.66
35:BA:2873:A:H4'	49:BR:8:ARG:NH2	2.10	0.66
1:AA:1423:G:H5'	46:BO:49:ARG:HH22	1.61	0.66
14:AN:12:ARG:HB2	14:AN:12:ARG:HH11	1.61	0.66
53:BV:66:ARG:CZ	53:BV:88:ARG:HH21	2.08	0.66
47:BP:89:ALA:O	47:BP:121:LYS:HD2	1.96	0.66
35:BA:1345:C:O2'	35:BA:1346:G:H5'	1.96	0.66
35:BA:551:G:H2'	35:BA:552:G:H5'	1.76	0.66
24:AY:490:PRO:HG3	24:AY:516:PRO:CD	2.23	0.66
42:BH:137:ASP:HB3	42:BH:140:LYS:HB2	1.77	0.66
24:AY:13:ARG:HB2	24:AY:79:ILE:HG12	1.78	0.66
38:BD:70:TRP:HH2	38:BD:150:LYS:HA	1.57	0.66
35:BA:1516:C:H2'	35:BA:1517:G:C5'	2.25	0.66
37:BC:73:VAL:O	37:BC:73:VAL:HG13	1.96	0.66
27:B2:38:GLN:O	27:B2:41:ILE:HG12	1.96	0.66
9:AI:40:LEU:CD1	9:AI:70:LYS:HG2	2.26	0.66
1:AA:1316:G:O2'	14:AN:18:VAL:HG11	1.96	0.66
25:B0:5:LYS:HB2	48:BQ:80:GLU:O	1.96	0.66
35:BA:144:C:H2'	35:BA:145:G:H8	1.60	0.66
35:BA:1943:U:H2'	35:BA:1943:U:O2	1.96	0.66
35:BA:402:A:C2'	35:BA:403:U:H5'	2.26	0.66
5:AE:150:ARG:NH1	5:AE:150:ARG:HB2	2.11	0.66
1:AA:449:C:O2	16:AP:42:ARG:HD2	1.96	0.66
38:BD:176:ARG:HG2	38:BD:176:ARG:HH11	1.60	0.66
35:BA:271(B):C:O2'	35:BA:271(C):C:H5'	1.95	0.66
43:BK:112:MET:CE	43:BK:120:LEU:HD21	2.26	0.66
41:BG:77:ILE:HG22	41:BG:77:ILE:O	1.96	0.66
42:BH:50:VAL:CG1	42:BH:51:ARG:N	2.59	0.66
25:B0:51:VAL:CG2	25:B0:81:VAL:HG23	2.26	0.66
24:AY:303:PRO:HA	24:AY:331:TYR:O	1.94	0.66
35:BA:2801:A:H4'	35:BA:2801(A):A:O4'	1.96	0.66
57:BZ:103:ARG:HB2	57:BZ:136:PHE:HB2	1.76	0.66
26:B1:26:ARG:HG3	26:B1:27:GLU:N	2.09	0.66

Continued on next page...

Continued from previous page...

Atom-1	Atom-2	Interatomic distance (Å)	Clash overlap (Å)
5:AE:82:VAL:HG21	5:AE:138:ALA:HA	1.77	0.66
31:B6:11:LEU:HG	31:B6:26:ASN:ND2	2.10	0.65
31:B6:54:ILE:HD11	35:BA:2420:C:H5'	1.78	0.65
2:AB:84:GLU:HB3	2:AB:219:VAL:HG21	1.77	0.65
1:AA:1126:U:O4'	1:AA:1281:U:H1'	1.96	0.65
25:B0:16:SER:HB2	35:BA:2262:U:C5	2.29	0.65
1:AA:741:G:O2'	1:AA:742:G:H5'	1.95	0.65
1:AA:191:G:H1'	20:AT:105:SER:HA	1.78	0.65
35:BA:2068:U:N3	35:BA:2430:A:C2	2.64	0.65
35:BA:2639:A:H2'	35:BA:2640:G:O4'	1.95	0.65
35:BA:1943:U:O2'	35:BA:1944:U:O5'	2.14	0.65
2:AB:62:ALA:O	2:AB:64:ARG:N	2.28	0.65
54:BW:62:HIS:O	54:BW:64:MET:HG3	1.96	0.65
1:AA:188:C:H2'	1:AA:189:G:H8	1.61	0.65
1:AA:291:C:O2'	1:AA:292:G:H5'	1.95	0.65
35:BA:606:U:O2	35:BA:606:U:H2'	1.93	0.65
24:AY:25:LYS:HE3	59:AY:702:GDP:O2B	1.97	0.65
41:BG:85:GLY:C	41:BG:87:PRO:HD3	2.15	0.65
9:AI:88:TYR:O	9:AI:89:ASN:HB2	1.97	0.65
35:BA:1516:C:C2'	35:BA:1517:G:H5''	2.25	0.65
35:BA:2753:A:O2'	35:BA:2754:U:H5'	1.96	0.65
35:BA:654(S):G:H3'	35:BA:654(T):C:H5''	1.77	0.65
1:AA:129(A):G:H8	1:AA:129(A):G:H5''	1.61	0.65
8:AH:119:LEU:HD12	8:AH:124:ALA:HB2	1.78	0.65
57:BZ:84:GLU:O	57:BZ:85:HIS:CB	2.44	0.65
41:BG:8:LYS:HE3	41:BG:12:TYR:HE2	1.62	0.65
37:BC:74:ARG:HG2	37:BC:74:ARG:NH1	2.11	0.65
35:BA:175:G:O2'	35:BA:176:G:H5'	1.94	0.65
35:BA:491:G:H2'	35:BA:492:A:H8	1.59	0.65
39:BE:152:LYS:HG3	39:BE:153:GLY:N	2.12	0.65
54:BW:9:TYR:H	54:BW:102:HIS:HD2	1.44	0.65
46:BO:52:VAL:O	46:BO:53:LYS:HG3	1.97	0.65
56:BY:84:ARG:HH11	56:BY:84:ARG:HG2	1.59	0.65
35:BA:1599:C:H2'	35:BA:1600:C:H6	1.62	0.65
41:BG:131:TYR:HB3	41:BG:159:VAL:CG1	2.25	0.65
35:BA:2478:A:H2'	35:BA:2479:G:O4'	1.97	0.65
35:BA:675:A:OP1	40:BF:63:LYS:HE2	1.97	0.65
35:BA:676:A:H2	35:BA:802:A:H61	1.44	0.65
47:BP:125:VAL:O	47:BP:145:PRO:HD2	1.96	0.65
16:AP:21:VAL:O	16:AP:33:ILE:HB	1.97	0.65
43:BK:6:ALA:CB	43:BK:59:ILE:HG22	2.26	0.65

Continued on next page...

Continued from previous page...

Atom-1	Atom-2	Interatomic distance (Å)	Clash overlap (Å)
10:AJ:92:THR:CG2	10:AJ:93:GLY:H	2.08	0.65
13:AM:10:PRO:CB	13:AM:18:ALA:HB1	2.26	0.65
26:B1:86:SER:HB2	26:B1:90:ILE:CD1	2.26	0.65
30:B5:43:HIS:CD2	35:BA:2815:C:O2'	2.49	0.65
35:BA:1788:C:O2'	35:BA:1789:A:H5'	1.96	0.65
25:B0:47:PRO:HB3	25:B0:51:VAL:O	1.97	0.65
22:AV:68:C:H2'	22:AV:69:C:H6	1.58	0.65
12:AL:47:LYS:HZ3	12:AL:48:PRO:HD3	1.60	0.65
51:BT:108:ARG:HA	51:BT:111:ARG:NH1	2.12	0.65
41:BG:31:VAL:O	41:BG:33:ARG:HD3	1.96	0.65
51:BT:6:LEU:HD23	51:BT:6:LEU:O	1.96	0.65
42:BH:86:GLU:HB2	42:BH:132:ARG:HB3	1.78	0.65
51:BT:29:ARG:NE	51:BT:30:VAL:HG13	2.12	0.65
17:AQ:63:ARG:HG2	17:AQ:64:PRO:HD2	1.78	0.65
54:BW:78:GLU:OE2	54:BW:99:ARG:HD2	1.97	0.65
52:BU:59:ARG:HH11	52:BU:59:ARG:HG2	1.62	0.65
41:BG:77:ILE:HG22	41:BG:80:PHE:CA	2.27	0.65
51:BT:91:ARG:O	51:BT:117:ASP:HB2	1.95	0.65
35:BA:1245:G:C5'	40:BF:34:TRP:HZ2	2.10	0.65
26:B1:76:ARG:NH2	26:B1:95:LEU:HD13	2.12	0.65
35:BA:272(G):C:H42	35:BA:363(C):G:H1	1.44	0.65
55:BX:8:ILE:N	55:BX:8:ILE:HD12	2.08	0.65
53:BV:28:GLU:HB2	53:BV:31:ALA:CB	2.26	0.65
6:AF:71:ARG:HG3	6:AF:71:ARG:NH1	2.08	0.65
1:AA:1030:C:H2'	1:AA:1030(A):G:H5'	1.77	0.65
35:BA:492:A:C2'	35:BA:493:G:H5'	2.27	0.65
1:AA:1168:A:OP1	1:AA:1168:A:H8	1.79	0.65
41:BG:60:LEU:O	41:BG:63:ILE:HD11	1.97	0.65
33:B8:32:LEU:HB3	33:B8:36:LYS:HZ2	1.60	0.65
35:BA:1885:A:H8	35:BA:1885:A:H5'	1.62	0.65
13:AM:116:THR:CG2	13:AM:117:VAL:N	2.60	0.65
38:BD:35:LYS:HZ3	38:BD:36:PRO:HD3	1.62	0.65
35:BA:27:G:N2	35:BA:512:G:C2'	2.59	0.65
35:BA:814:C:H2'	35:BA:815:C:H6	1.61	0.65
47:BP:114:ILE:O	47:BP:130:PHE:HA	1.96	0.65
1:AA:192:U:H2'	1:AA:193:C:C6	2.31	0.65
35:BA:979:G:H3'	35:BA:980:A:H5'	1.78	0.65
4:AD:16:GLY:HA2	4:AD:33:MET:HE1	1.79	0.65
49:BR:10:LEU:HD22	49:BR:17:ARG:CD	2.27	0.65
49:BR:21:TYR:HB3	49:BR:47:PHE:CE2	2.31	0.65
1:AA:50:A:N6	1:AA:361:G:H4'	2.11	0.65

Continued on next page...

Continued from previous page...

Atom-1	Atom-2	Interatomic distance (Å)	Clash overlap (Å)
35:BA:799:G:H3'	35:BA:800:A:H5''	1.77	0.65
52:BU:55:ARG:HA	52:BU:58:ARG:CG	2.26	0.65
35:BA:1485:G:C1'	35:BA:1505:C:H42	2.08	0.65
35:BA:1378:A:HO2'	35:BA:1379:A:H5''	1.59	0.65
56:BY:81:LYS:HD3	56:BY:97:ARG:O	1.97	0.65
40:BF:24:LEU:HB3	40:BF:25:PRO:CD	2.24	0.65
27:B2:3:LEU:HD22	27:B2:7:ARG:HH22	1.62	0.65
11:AK:124:LYS:HD2	11:AK:125:PHE:CE1	2.32	0.65
22:AV:71:C:O2	22:AV:71:C:C2'	2.41	0.65
39:BE:101:ARG:NH1	39:BE:169:ASN:HD22	1.94	0.65
35:BA:883:G:O2'	35:BA:884:C:H5'	1.96	0.65
36:BB:114:C:H2'	36:BB:115:G:C8	2.32	0.65
1:AA:160:A:H1'	1:AA:344:A:C5	2.31	0.65
35:BA:1053:C:H3'	35:BA:1054:A:H5''	1.77	0.65
1:AA:1369:C:H2'	1:AA:1370:G:H8	1.60	0.65
1:AA:992:U:H1'	1:AA:993:G:C2	2.31	0.65
35:BA:518:G:H4'	54:BW:18:ARG:NH1	2.12	0.65
35:BA:764:A:N3	38:BD:213:ARG:NH1	2.44	0.65
35:BA:641:C:H2'	35:BA:642:G:O4'	1.97	0.65
35:BA:2313:C:O2'	35:BA:2314:C:H5'	1.97	0.65
29:B4:1:MET:SD	41:BG:98:ARG:HG2	2.37	0.65
56:BY:14:LEU:HD11	56:BY:22:GLY:HA2	1.78	0.65
25:B0:16:SER:OG	35:BA:2261:C:H3'	1.96	0.65
35:BA:2262:U:C2'	35:BA:2263:C:C5'	2.74	0.65
3:AC:131:ARG:NH2	3:AC:168:ALA:HB2	2.11	0.65
35:BA:482:A:H4'	56:BY:47:LYS:HG2	1.79	0.65
41:BG:135:LEU:HD12	41:BG:135:LEU:H	1.59	0.65
19:AS:6:LYS:N	19:AS:6:LYS:HE3	2.10	0.65
9:AI:33:PHE:HD2	9:AI:34:ASN:OD1	1.79	0.65
35:BA:1819:A:H4'	35:BA:1820:U:C5'	2.25	0.65
35:BA:1578:U:H2'	35:BA:1578:U:O2	1.95	0.65
35:BA:555:U:H2'	35:BA:556:G:C8	2.32	0.65
1:AA:299:G:H2'	1:AA:300:A:C8	2.31	0.65
1:AA:596:C:O5'	1:AA:596:C:H6	1.79	0.65
35:BA:1571:A:O5'	35:BA:1571:A:H8	1.79	0.65
1:AA:689:C:P	11:AK:46:GLY:HA3	2.37	0.65
35:BA:2472:G:H3'	35:BA:2475:C:H42	1.59	0.65
35:BA:1203:G:C4'	47:BP:7:ARG:HD2	2.19	0.65
35:BA:664:C:O2'	35:BA:665:C:H5'	1.97	0.65
16:AP:20:VAL:HG21	16:AP:32:TYR:CG	2.32	0.65
35:BA:654(V):A:H3'	35:BA:655:A:H2'	1.79	0.65

Continued on next page...

Continued from previous page...

Atom-1	Atom-2	Interatomic distance (Å)	Clash overlap (Å)
1:AA:1490:C:C5'	1:AA:1490:C:H6	2.10	0.65
1:AA:1269:A:N1	1:AA:1312:G:O2'	2.26	0.65
51:BT:106:SER:HB2	51:BT:110:ILE:HG13	1.78	0.65
1:AA:1342:C:H4'	9:AI:125:TYR:HB3	1.79	0.65
35:BA:58:G:H1	35:BA:69:C:H42	1.45	0.65
1:AA:267:C:H2'	1:AA:268:C:H6	1.62	0.65
11:AK:108:ILE:N	11:AK:108:ILE:HD12	2.11	0.65
23:AX:15:A:H5'	23:AX:16:A:OP1	1.97	0.65
37:BC:93:ASP:O	37:BC:94:TYR:CD1	2.49	0.65
1:AA:189(K):U:H2'	1:AA:189(L):G:C8	2.32	0.65
45:BN:57:ALA:H	45:BN:124:ALA:HA	1.62	0.65
35:BA:1278:A:O2'	35:BA:1279:G:H5'	1.97	0.65
35:BA:811:U:O2'	35:BA:812:C:H5''	1.97	0.65
52:BU:47:TYR:CA	52:BU:50:ARG:NH1	2.60	0.65
35:BA:1505:C:C5	35:BA:1506:C:H1'	2.32	0.65
35:BA:1380:G:H2'	35:BA:1381:G:H8	1.61	0.65
35:BA:2348:U:H2'	35:BA:2349:G:C5'	2.26	0.65
2:AB:223:ILE:HA	2:AB:226:ARG:HB3	1.77	0.65
35:BA:284:U:H2'	35:BA:285:C:C6	2.32	0.65
45:BN:48:MET:CE	45:BN:48:MET:N	2.52	0.65
35:BA:1142(A):A:H4'	45:BN:25:ARG:HH22	1.61	0.65
41:BG:135:LEU:CD1	41:BG:155:MET:HG2	2.27	0.65
24:AY:316:ILE:HD13	24:AY:316:ILE:N	2.11	0.65
12:AL:82:VAL:HG12	12:AL:105:TYR:HD1	1.62	0.65
51:BT:106:SER:HB2	51:BT:110:ILE:CG1	2.27	0.65
35:BA:1558:A:H4'	35:BA:1559:G:O5'	1.96	0.65
35:BA:1677:A:H2'	35:BA:1678:G:C8	2.32	0.65
24:AY:610:VAL:HG12	24:AY:669:PHE:HB3	1.77	0.65
35:BA:229:A:H8	35:BA:229:A:OP1	1.80	0.65
24:AY:128:TYR:O	24:AY:129:LYS:CB	2.45	0.65
38:BD:206:LEU:HD23	38:BD:211:ARG:HG2	1.79	0.65
1:AA:1049:U:H1'	1:AA:1201:A:N7	2.12	0.65
29:B4:42:PHE:N	29:B4:42:PHE:CD1	2.65	0.65
6:AF:47:ARG:HG2	6:AF:47:ARG:HH11	1.60	0.65
10:AJ:40:LEU:HD23	10:AJ:40:LEU:N	2.11	0.65
57:BZ:151:HIS:HA	57:BZ:171:ILE:CG2	2.21	0.65
51:BT:28:VAL:HG22	51:BT:47:GLY:H	1.62	0.65
35:BA:1258:C:O4'	40:BF:84:VAL:HG21	1.96	0.65
33:B8:48:PHE:C	33:B8:49:VAL:HG22	2.16	0.65
46:BO:60:ALA:HA	46:BO:87:ILE:HD11	1.79	0.65
12:AL:20:LYS:CD	12:AL:20:LYS:H	2.07	0.65

Continued on next page...

Continued from previous page...

Atom-1	Atom-2	Interatomic distance (Å)	Clash overlap (Å)
12:AL:54:LYS:O	12:AL:70:ILE:HG12	1.97	0.65
5:AE:98:THR:HB	5:AE:117:ASP:HB3	1.79	0.65
19:AS:9:VAL:O	19:AS:9:VAL:HG12	1.96	0.65
1:AA:1388:C:H2'	1:AA:1389:C:C6	2.31	0.65
56:BY:105:ALA:O	56:BY:106:LEU:HB2	1.97	0.65
35:BA:1473:G:H2'	35:BA:1474:C:O4'	1.97	0.65
35:BA:1578:U:C2'	35:BA:1579:A:H5''	2.26	0.65
37:BC:28:ARG:NH1	37:BC:183:PRO:HB2	2.11	0.65
1:AA:226:G:O2'	1:AA:227:G:H5'	1.97	0.65
56:BY:95:LYS:HD3	56:BY:100:ALA:HB1	1.78	0.64
31:B6:5:VAL:HG22	35:BA:2283:C:OP1	1.97	0.64
47:BP:23:PRO:HB2	47:BP:33:ARG:CG	2.27	0.64
37:BC:191:ARG:CG	37:BC:191:ARG:HH11	2.04	0.64
35:BA:1539:G:N3	35:BA:1540:U:H1'	2.11	0.64
37:BC:111:PHE:HE1	37:BC:137:LEU:HD13	1.60	0.64
46:BO:4:PRO:O	46:BO:5:GLN:CB	2.43	0.64
27:B2:13:ALA:HA	27:B2:16:LEU:CD1	2.27	0.64
43:BK:59:ILE:HG12	43:BK:60:TYR:N	2.10	0.64
10:AJ:47:PHE:CZ	14:AN:37:PHE:HE2	2.16	0.64
35:BA:2230:G:H2'	35:BA:2231:C:C6	2.31	0.64
35:BA:2749:A:N1	35:BA:2750:A:N6	2.44	0.64
35:BA:637:A:H2'	47:BP:117:GLU:OE2	1.97	0.64
35:BA:651:G:C2'	35:BA:652:C:H5'	2.27	0.64
7:AG:80:VAL:HG23	7:AG:81:GLY:N	2.12	0.64
35:BA:566:U:O2'	35:BA:567:A:H5'	1.96	0.64
1:AA:218:C:H5'	1:AA:470:C:N4	2.12	0.64
2:AB:129:GLU:O	2:AB:130:ARG:CB	2.45	0.64
5:AE:51:VAL:O	5:AE:55:VAL:HG23	1.97	0.64
3:AC:123:GLN:HB3	3:AC:128:PHE:CD2	2.31	0.64
35:BA:2778:A:H5'	35:BA:2779:U:OP1	1.97	0.64
1:AA:264:U:O2'	17:AQ:64:PRO:HB2	1.97	0.64
24:AY:486:THR:HG21	24:AY:602:LEU:HD11	1.78	0.64
50:BS:56:LEU:O	50:BS:56:LEU:HD23	1.96	0.64
1:AA:644:G:C5	1:AA:645:C:C5	2.85	0.64
53:BV:38:LEU:O	53:BV:39:LEU:HD13	1.96	0.64
39:BE:36:ARG:HH21	39:BE:88:GLY:CA	2.10	0.64
35:BA:84:A:H5''	56:BY:9:LYS:NZ	2.12	0.64
22:AV:75:C:C5	22:AV:76:A:N7	2.64	0.64
43:BK:77:LEU:N	43:BK:77:LEU:HD23	2.08	0.64
1:AA:980:C:C5	1:AA:981:U:C2	2.78	0.64
35:BA:947:G:H2'	35:BA:948:G:H8	1.61	0.64

Continued on next page...

Continued from previous page...

Atom-1	Atom-2	Interatomic distance (Å)	Clash overlap (Å)
3:AC:150:LYS:HB2	3:AC:169:ALA:HB1	1.78	0.64
36:BB:7:G:C3'	36:BB:8:U:H5''	2.27	0.64
47:BP:101:VAL:HB	47:BP:107:LYS:HA	1.78	0.64
55:BX:7:VAL:HG12	55:BX:8:ILE:CD1	2.26	0.64
1:AA:1314:C:H2'	1:AA:1315:U:C6	2.32	0.64
38:BD:146:GLU:HG2	38:BD:152:GLY:C	2.17	0.64
10:AJ:16:LEU:HD11	10:AJ:70:ARG:HB2	1.79	0.64
38:BD:183:ARG:HD2	38:BD:270:ILE:HG23	1.78	0.64
29:B4:31:ILE:HG23	29:B4:33:VAL:HG23	1.80	0.64
22:AV:56:C:N4	35:BA:2169:A:C2	2.65	0.64
1:AA:499:A:H4'	1:AA:500:G:OP1	1.97	0.64
39:BE:52:LEU:O	39:BE:74:PRO:HA	1.97	0.64
1:AA:1424:C:H2'	1:AA:1425:U:H6	1.62	0.64
1:AA:332:G:H2'	1:AA:333:G:H8	1.62	0.64
35:BA:36:G:H2'	35:BA:37:C:H6	1.60	0.64
2:AB:166:ASP:HB3	2:AB:169:LYS:HB2	1.79	0.64
2:AB:48:MET:HA	2:AB:51:LEU:HD12	1.80	0.64
35:BA:613:G:C8	35:BA:613:G:H5'	2.30	0.64
35:BA:139:G:C6	35:BA:140:G:H2'	2.32	0.64
35:BA:1541:G:H4'	35:BA:1542:A:C5'	2.26	0.64
35:BA:2186:G:C3'	35:BA:2187:G:H5''	2.27	0.64
38:BD:77:ALA:O	38:BD:116:GLN:HG3	1.98	0.64
35:BA:359:A:H2'	35:BA:360:G:O4'	1.98	0.64
12:AL:126:LYS:HE2	12:AL:128:ALA:N	2.12	0.64
45:BN:67:LEU:O	45:BN:68:GLU:HB2	1.97	0.64
24:AY:5:VAL:HG13	24:AY:6:GLU:N	2.12	0.64
42:BH:20:ALA:HB1	42:BH:21:PRO:CD	2.27	0.64
20:AT:84:LEU:C	20:AT:86:ARG:H	2.01	0.64
57:BZ:29:TYR:HB3	57:BZ:34:ASN:HB2	1.78	0.64
1:AA:309:G:H1'	1:AA:608:A:C2	2.32	0.64
35:BA:2097:C:H2'	35:BA:2098:U:C6	2.32	0.64
48:BQ:30:GLY:HA2	48:BQ:107:ALA:HB2	1.78	0.64
31:B6:15:GLU:CD	31:B6:44:ARG:NH1	2.51	0.64
2:AB:220:ASP:O	2:AB:223:ILE:HG13	1.97	0.64
50:BS:35:ILE:HD11	50:BS:99:LYS:HE3	1.77	0.64
10:AJ:4:ILE:HB	10:AJ:74:ILE:HD11	1.80	0.64
47:BP:27:HIS:C	47:BP:27:HIS:CD2	2.71	0.64
25:B0:42:GLY:HA3	35:BA:2331:G:O4'	1.96	0.64
30:B5:42:PRO:HB2	30:B5:43:HIS:CD2	2.32	0.64
36:BB:68:C:H2'	36:BB:69:G:H8	1.61	0.64
51:BT:51:ARG:O	51:BT:61:PHE:HA	1.96	0.64

Continued on next page...

Continued from previous page...

Atom-1	Atom-2	Interatomic distance (Å)	Clash overlap (Å)
1:AA:1415:G:H2'	1:AA:1416:G:H8	1.62	0.64
35:BA:756:C:C2'	35:BA:757:U:H5'	2.27	0.64
1:AA:1307:U:H2'	1:AA:1308:U:C6	2.33	0.64
1:AA:384:G:H2'	1:AA:385:C:C6	2.32	0.64
35:BA:2534:A:H2'	35:BA:2535:G:O5'	1.98	0.64
2:AB:43:ASP:OD2	2:AB:46:LYS:HB2	1.98	0.64
1:AA:1090:U:C4'	1:AA:1170:A:H2	2.11	0.64
1:AA:525:C:OP1	12:AL:91:LYS:HE2	1.98	0.64
45:BN:123:TYR:N	45:BN:123:TYR:CD1	2.66	0.64
24:AY:496:LYS:CE	24:AY:498:ILE:HD13	2.23	0.64
29:B4:1:MET:CE	41:BG:66:GLN:OE1	2.46	0.64
31:B6:28:ARG:O	31:B6:32:ASN:HB2	1.97	0.64
24:AY:137:ASN:ND2	24:AY:263:ALA:H	1.95	0.64
22:AV:47:U:H3'	22:AV:48:C:H5'	1.80	0.64
43:BK:13:PRO:HA	43:BK:52:ILE:HA	1.80	0.64
35:BA:1514:U:H2'	35:BA:1515:G:C8	2.33	0.64
30:B5:35:GLU:O	30:B5:36:CYS:HB3	1.96	0.64
39:BE:11:MET:HB3	39:BE:24:THR:HA	1.78	0.64
35:BA:1689:A:H62	35:BA:1698:A:H2	1.43	0.64
55:BX:70:LEU:HD23	55:BX:71:GLY:N	2.11	0.64
53:BV:2:PHE:O	53:BV:3:ALA:CB	2.44	0.64
36:BB:115:G:H2'	36:BB:116:G:C8	2.31	0.64
51:BT:1:MET:N	51:BT:7:ILE:HD11	2.12	0.64
48:BQ:34:LEU:HB2	48:BQ:118:LEU:HD22	1.79	0.64
35:BA:1097:U:C2'	35:BA:1098:A:H5'	2.28	0.64
51:BT:29:ARG:HD3	51:BT:86:ILE:HG22	1.78	0.64
17:AQ:67:LYS:HA	17:AQ:70:ARG:HH12	1.62	0.64
5:AE:72:GLN:O	5:AE:73:ASN:HB2	1.97	0.64
35:BA:2039:C:H2'	35:BA:2040:C:C6	2.33	0.64
12:AL:6:THR:HG23	12:AL:9:GLN:HE21	1.62	0.64
1:AA:757:U:O2'	1:AA:879:C:H1'	1.98	0.64
40:BF:7:TYR:HB3	40:BF:16:GLY:C	2.18	0.64
57:BZ:20:ARG:HB2	57:BZ:20:ARG:NH1	2.12	0.64
3:AC:94:LEU:O	3:AC:95:THR:HG23	1.98	0.64
7:AG:7:ALA:O	7:AG:8:GLU:HB2	1.98	0.64
32:B7:23:ARG:C	32:B7:28:ARG:HH12	2.01	0.64
35:BA:1485:G:N3	35:BA:1505:C:N3	2.45	0.64
27:B2:67:LYS:O	27:B2:70:GLN:HG3	1.98	0.64
27:B2:3:LEU:HD22	27:B2:7:ARG:CZ	2.28	0.64
9:AI:3:GLN:NE2	9:AI:20:ARG:HH21	1.94	0.64
46:BO:87:ILE:N	46:BO:87:ILE:HD13	2.12	0.64

Continued on next page...

Continued from previous page...

Atom-1	Atom-2	Interatomic distance (Å)	Clash overlap (Å)
14:AN:44:LEU:HD12	14:AN:44:LEU:O	1.97	0.64
25:B0:51:VAL:HG21	25:B0:79:VAL:O	1.98	0.64
24:AY:8:ASP:O	24:AY:9:LEU:HB3	1.98	0.64
4:AD:64:LEU:HB2	4:AD:198:VAL:HG11	1.77	0.64
35:BA:2713:A:H3'	35:BA:2714:G:C5'	2.28	0.64
35:BA:1034:G:H8	35:BA:1034:G:OP1	1.79	0.64
46:BO:69:ILE:HD12	46:BO:69:ILE:N	2.13	0.64
2:AB:155:LEU:O	2:AB:155:LEU:HD13	1.96	0.64
35:BA:1887:C:C3'	35:BA:1888:G:H5''	2.27	0.64
7:AG:27:ILE:HD11	7:AG:40:ALA:HA	1.80	0.64
45:BN:102:ALA:O	45:BN:106:MET:CE	2.46	0.64
1:AA:189:G:H2'	1:AA:189(A):C:C6	2.33	0.64
22:AV:61:C:O2'	22:AV:62:C:H5'	1.97	0.64
1:AA:723:U:H5'	1:AA:724:G:OP2	1.98	0.64
16:AP:4:ILE:HG13	16:AP:64:ALA:HB1	1.79	0.64
35:BA:723:G:H2'	35:BA:724:U:C6	2.32	0.64
42:BH:89:ILE:HG13	42:BH:89:ILE:O	1.97	0.64
51:BT:28:VAL:HG13	51:BT:46:GLU:CA	2.26	0.64
43:BK:30:HIS:CE1	43:BK:59:ILE:HB	2.33	0.64
1:AA:1323:G:H2'	1:AA:1324:A:H8	1.61	0.64
30:B5:48:GLU:O	30:B5:49:CYS:CB	2.43	0.64
35:BA:203:C:C3'	35:BA:204:A:H5''	2.26	0.64
35:BA:1947:C:H2'	35:BA:1948:G:H5''	1.79	0.64
1:AA:1239:A:H2'	1:AA:1298:C:N4	2.13	0.64
1:AA:1298:C:H2'	1:AA:1298:C:O2	1.96	0.64
8:AH:89:PRO:HA	8:AH:92:ARG:NH1	2.13	0.64
1:AA:203:U:H5''	1:AA:204:U:OP1	1.97	0.64
39:BE:8:LYS:HG2	39:BE:192:ASN:HA	1.79	0.64
18:AR:74:ARG:HD3	18:AR:81:PHE:CD2	2.33	0.64
1:AA:1342:C:O2'	1:AA:1343:G:H5'	1.98	0.64
20:AT:54:LYS:HA	20:AT:57:ARG:NH2	2.13	0.64
46:BO:10:VAL:HG21	46:BO:16:ALA:O	1.98	0.64
24:AY:105:ILE:N	24:AY:105:ILE:HD12	2.13	0.64
35:BA:2170:A:H5''	37:BC:135:ARG:HH21	1.61	0.64
52:BU:107:ALA:HA	52:BU:110:VAL:HG23	1.80	0.64
51:BT:66:VAL:HA	51:BT:71:GLY:HA2	1.80	0.64
3:AC:70:VAL:CG1	3:AC:71:ALA:H	2.09	0.64
35:BA:2111:C:C2	35:BA:2147:G:N2	2.66	0.64
28:B3:56:VAL:HG12	28:B3:57:GLU:N	2.13	0.64
3:AC:131:ARG:HH21	3:AC:168:ALA:HB2	1.63	0.64
35:BA:360:G:O2'	35:BA:361:G:H5'	1.98	0.64

Continued on next page...

Continued from previous page...

Atom-1	Atom-2	Interatomic distance (Å)	Clash overlap (Å)
16:AP:53:VAL:CG2	16:AP:54:GLU:H	2.10	0.64
1:AA:630:G:H2'	1:AA:631:G:C5'	2.27	0.64
11:AK:48:ILE:HG22	11:AK:49:GLY:N	2.13	0.64
41:BG:16:ARG:O	41:BG:20:ILE:HG13	1.97	0.64
47:BP:71:VAL:HG22	47:BP:71:VAL:O	1.98	0.64
35:BA:514:A:H2'	35:BA:515:A:H8	1.63	0.64
24:AY:614:GLU:HA	24:AY:617:MET:HB2	1.78	0.64
35:BA:1767:C:H2'	35:BA:1768:U:O4'	1.98	0.64
3:AC:142:MET:HE2	3:AC:171:GLY:HA3	1.80	0.64
35:BA:271(F):C:O2'	35:BA:271(G):C:H5'	1.98	0.64
35:BA:2345:G:O2'	35:BA:2381:C:H2'	1.97	0.64
1:AA:1305:G:OP1	21:AU:2:GLY:N	2.31	0.64
40:BF:132:VAL:O	40:BF:133:ASN:HB2	1.97	0.64
24:AY:162:VAL:HG21	24:AY:255:ILE:HD11	1.79	0.64
50:BS:30:ARG:NH2	50:BS:62:LYS:HD2	2.11	0.64
10:AJ:32:ALA:HB3	10:AJ:78:ASN:HD21	1.63	0.64
43:BK:8:VAL:HG12	43:BK:10:LEU:HG	1.80	0.64
1:AA:1363(A):A:H4'	1:AA:1364:U:H5''	1.80	0.64
4:AD:194:LEU:HB3	4:AD:196:LEU:CD1	2.28	0.64
35:BA:2076:U:H5'	35:BA:2238:G:N2	2.12	0.64
24:AY:343:ASN:HD22	24:AY:344:THR:N	1.94	0.64
35:BA:1717:G:C2'	35:BA:1718:G:H5''	2.28	0.64
48:BQ:56:ARG:HH21	57:BZ:180:VAL:HG21	1.63	0.64
36:BB:21:G:N3	36:BB:21:G:H2'	2.11	0.64
29:B4:4:GLY:O	29:B4:5:ILE:HG23	1.98	0.64
51:BT:99:LEU:CB	51:BT:101:PHE:HE1	2.11	0.64
7:AG:153:HIS:CE1	11:AK:58:PRO:HD2	2.33	0.64
42:BH:124:GLU:HB2	42:BH:132:ARG:HG3	1.79	0.64
51:BT:42:ILE:HG13	51:BT:42:ILE:O	1.98	0.64
43:BK:42:ASN:O	43:BK:46:ALA:HB2	1.98	0.64
4:AD:203:VAL:O	4:AD:206:PHE:HB3	1.97	0.64
35:BA:2150:U:H2'	35:BA:2151:G:C8	2.33	0.64
45:BN:30:ILE:HG22	45:BN:34:LEU:CD2	2.28	0.64
53:BV:16:PRO:O	53:BV:96:ILE:O	2.16	0.64
55:BX:10:ALA:O	55:BX:28:PHE:HB2	1.97	0.64
47:BP:24:GLY:HA2	47:BP:33:ARG:NH1	2.13	0.64
50:BS:77:ALA:HB1	50:BS:82:ILE:HB	1.80	0.64
1:AA:192:U:O4'	20:AT:103:GLY:HA2	1.98	0.64
35:BA:1948:G:H8	35:BA:1948:G:H5'	1.63	0.64
10:AJ:55:LYS:H	10:AJ:55:LYS:HE3	1.62	0.64
11:AK:21:ILE:HD12	11:AK:21:ILE:N	2.13	0.64

Continued on next page...

Continued from previous page...

Atom-1	Atom-2	Interatomic distance (Å)	Clash overlap (Å)
35:BA:933:A:H2'	35:BA:934:G:O4'	1.98	0.64
38:BD:139:GLY:H	38:BD:165:ILE:HB	1.62	0.64
35:BA:2219:G:H8	35:BA:2219:G:O5'	1.80	0.64
24:AY:553:GLY:HA2	24:AY:560:VAL:CG2	2.28	0.64
35:BA:1849:G:H2'	35:BA:1849:G:N3	2.12	0.64
41:BG:36:LYS:HA	41:BG:99:MET:SD	2.38	0.63
47:BP:64:LYS:HD3	47:BP:64:LYS:O	1.98	0.63
57:BZ:151:HIS:CB	57:BZ:170:THR:HA	2.28	0.63
35:BA:904:C:H5'	35:BA:904:C:H6	1.64	0.63
48:BQ:110:THR:HG23	48:BQ:113:GLN:CG	2.22	0.63
41:BG:82:LEU:HD21	41:BG:87:PRO:HG3	1.80	0.63
35:BA:253:C:H2'	35:BA:254:G:O4'	1.99	0.63
39:BE:107:THR:O	39:BE:107:THR:HG22	1.98	0.63
35:BA:2137:C:O2'	35:BA:2138:C:H5'	1.97	0.63
47:BP:147:LEU:O	47:BP:148:LEU:HB2	1.98	0.63
7:AG:78:ARG:NH1	7:AG:79:ARG:HE	1.92	0.63
24:AY:10:LYS:HE3	24:AY:284:LEU:HD23	1.80	0.63
22:AV:3:C:H42	22:AV:70:G:H1	1.45	0.63
47:BP:16:ARG:CZ	47:BP:18:ARG:HB2	2.29	0.63
19:AS:31:ILE:HG23	19:AS:31:ILE:O	1.97	0.63
51:BT:129:ARG:CG	51:BT:129:ARG:O	2.47	0.63
38:BD:276:LYS:C	38:BD:276:LYS:HD3	2.17	0.63
35:BA:1052:C:H3'	35:BA:1052:C:H6	1.63	0.63
35:BA:2672:G:C2'	35:BA:2673:G:H5''	2.29	0.63
1:AA:261:U:O2	1:AA:263:A:C8	2.51	0.63
1:AA:1377:A:H2'	7:AG:7:ALA:HB2	1.80	0.63
27:B2:32:LEU:HG	27:B2:53:LEU:HD13	1.79	0.63
2:AB:82:ARG:O	2:AB:86:GLU:HG3	1.98	0.63
35:BA:2539:C:O2	35:BA:2539:C:H2'	1.98	0.63
11:AK:103:LEU:N	11:AK:103:LEU:CD2	2.60	0.63
56:BY:84:ARG:HD2	56:BY:97:ARG:HD2	1.78	0.63
42:BH:170:ARG:O	42:BH:171:LEU:CB	2.44	0.63
47:BP:23:PRO:O	47:BP:33:ARG:HD2	1.98	0.63
9:AI:63:ILE:HG22	9:AI:64:THR:N	2.14	0.63
47:BP:27:HIS:HD2	47:BP:28:GLY:H	1.46	0.63
26:B1:90:ILE:HG22	26:B1:94:LEU:CD1	2.28	0.63
1:AA:356:A:H2'	1:AA:357:G:C8	2.31	0.63
39:BE:49:LEU:CD2	39:BE:49:LEU:N	2.61	0.63
12:AL:34:ARG:O	12:AL:61:THR:HG23	1.97	0.63
12:AL:70:ILE:HD12	12:AL:75:HIS:CD2	2.33	0.63
16:AP:53:VAL:CG2	16:AP:54:GLU:N	2.61	0.63

Continued on next page...

Continued from previous page...

Atom-1	Atom-2	Interatomic distance (Å)	Clash overlap (Å)
4:AD:8:VAL:HB	4:AD:21:LEU:HD12	1.80	0.63
51:BT:7:ILE:O	51:BT:10:VAL:HB	1.98	0.63
35:BA:1435:G:H5'	35:BA:1436:G:OP2	1.98	0.63
2:AB:12:GLU:HA	2:AB:16:HIS:ND1	2.13	0.63
1:AA:300:A:H2'	1:AA:301:G:O4'	1.97	0.63
45:BN:54:VAL:HB	45:BN:122:VAL:HG22	1.80	0.63
46:BO:98:VAL:CG2	46:BO:118:ALA:HA	2.29	0.63
10:AJ:90:LEU:H	10:AJ:91:PRO:HD3	1.63	0.63
45:BN:119:ARG:HG3	45:BN:119:ARG:HH11	1.64	0.63
41:BG:146:TYR:O	41:BG:149:VAL:HG12	1.98	0.63
31:B6:18:ARG:HG3	31:B6:19:ARG:H	1.63	0.63
35:BA:2345:G:C5'	35:BA:2346:A:H5'	2.28	0.63
35:BA:1996:C:H4'	35:BA:1997:G:H5'	1.81	0.63
47:BP:23:PRO:C	47:BP:33:ARG:CZ	2.67	0.63
25:B0:43:THR:O	25:B0:43:THR:HG23	1.99	0.63
1:AA:1324:A:H2'	1:AA:1325:C:C6	2.34	0.63
26:B1:67:ILE:N	26:B1:68:PRO:HD2	2.14	0.63
38:BD:9:TYR:HD1	38:BD:10:THR:HG22	1.60	0.63
35:BA:2462:U:H2'	35:BA:2463:C:H6	1.62	0.63
47:BP:112:LEU:O	47:BP:128:HIS:HB2	1.99	0.63
11:AK:29:ILE:HB	11:AK:44:SER:CB	2.28	0.63
5:AE:145:LYS:HA	8:AH:107:LEU:HD21	1.80	0.63
54:BW:20:VAL:CG2	54:BW:21:VAL:H	2.11	0.63
12:AL:24:VAL:HG13	12:AL:98:TYR:CE2	2.33	0.63
29:B4:21:VAL:HG12	29:B4:21:VAL:O	1.97	0.63
41:BG:27:ASN:HB3	41:BG:30:GLU:HB2	1.80	0.63
1:AA:1005:A:OP1	1:AA:1006:C:N3	2.32	0.63
40:BF:125:LEU:HD23	40:BF:125:LEU:H	1.62	0.63
2:AB:8:LYS:O	2:AB:11:LEU:N	2.31	0.63
41:BG:139:LEU:HA	41:BG:144:ILE:HD13	1.81	0.63
22:AV:75:C:C6	22:AV:76:A:H8	2.14	0.63
42:BH:44:VAL:O	42:BH:46:GLU:HG2	1.96	0.63
35:BA:319:C:O2'	35:BA:320:A:H5'	1.99	0.63
45:BN:46:VAL:O	45:BN:47:ALA:CB	2.46	0.63
1:AA:975:A:H8	1:AA:975:A:H5'	1.63	0.63
35:BA:1145:C:H2'	35:BA:1146:C:C6	2.34	0.63
35:BA:2186:G:H2'	35:BA:2187:G:H5''	1.81	0.63
38:BD:43:ARG:HB3	38:BD:54:ARG:CB	2.28	0.63
35:BA:2228:G:H2'	35:BA:2229:C:H6	1.62	0.63
35:BA:528:A:C2	35:BA:2043:C:C5'	2.81	0.63
24:AY:624:LEU:HD11	24:AY:655:TYR:OH	1.98	0.63

Continued on next page...

Continued from previous page...

Atom-1	Atom-2	Interatomic distance (Å)	Clash overlap (Å)
1:AA:1348:U:H2'	1:AA:1349:A:H8	1.64	0.63
51:BT:45:PHE:CE2	51:BT:74:ARG:HB2	2.32	0.63
51:BT:42:ILE:HD13	51:BT:83:ILE:HD11	1.80	0.63
38:BD:155:LEU:HD23	38:BD:177:LEU:HD22	1.80	0.63
10:AJ:90:LEU:N	10:AJ:91:PRO:CD	2.62	0.63
35:BA:1835:G:H1'	35:BA:1931:U:O2	1.99	0.63
43:BK:74:ALA:HB2	43:BK:111:LYS:HE2	1.80	0.63
35:BA:1237:A:O2'	35:BA:1238:G:O4'	2.16	0.63
35:BA:2769:C:O2'	35:BA:2770:G:H5'	1.99	0.63
29:B4:27:THR:O	29:B4:28:LYS:CB	2.47	0.63
52:BU:90:VAL:HG21	53:BV:47:VAL:CG2	2.25	0.63
31:B6:8:LYS:NZ	35:BA:2285:C:H5	1.90	0.63
35:BA:1203:G:H3'	35:BA:1204:A:C5'	2.29	0.63
35:BA:2810:A:H2'	39:BE:61:ARG:NH2	2.13	0.63
35:BA:2891:G:H4'	35:BA:2892:A:OP1	1.96	0.63
35:BA:580:C:H2'	35:BA:581:C:H6	1.63	0.63
47:BP:38:GLN:HG3	47:BP:39:LYS:N	2.12	0.63
35:BA:2583:G:H2'	35:BA:2584:U:O2	1.98	0.63
30:B5:34:PRO:O	30:B5:35:GLU:CB	2.44	0.63
37:BC:176:VAL:HG21	37:BC:190:ILE:HD11	1.81	0.63
4:AD:13:ARG:O	4:AD:16:GLY:N	2.30	0.63
52:BU:104:GLN:HB3	53:BV:44:LYS:HZ1	1.63	0.63
30:B5:58:LEU:O	30:B5:58:LEU:HD22	1.97	0.63
38:BD:26:LYS:HE2	38:BD:26:LYS:N	2.14	0.63
7:AG:27:ILE:HG23	7:AG:27:ILE:O	1.97	0.63
3:AC:138:VAL:O	3:AC:139:GLN:C	2.36	0.63
24:AY:544:LYS:O	24:AY:548:GLU:HB2	1.99	0.63
52:BU:37:GLU:O	52:BU:40:PHE:HB2	1.98	0.63
24:AY:170:ARG:O	24:AY:171:GLU:HG2	1.98	0.63
48:BQ:119:ARG:HG2	48:BQ:119:ARG:HH11	1.64	0.63
35:BA:221:A:H61	35:BA:265:A:H8	1.46	0.63
6:AF:87:ARG:CG	6:AF:87:ARG:HH11	2.11	0.63
7:AG:121:ALA:O	7:AG:125:MET:HG3	1.98	0.63
35:BA:821:A:H2'	35:BA:946:G:H5''	1.81	0.63
45:BN:61:ARG:HG3	45:BN:61:ARG:NH1	2.08	0.63
38:BD:70:TRP:C	38:BD:70:TRP:CD1	2.72	0.63
35:BA:1775:U:H2'	35:BA:1776:G:C5'	2.29	0.63
35:BA:2750:A:H2'	35:BA:2752:C:N4	2.14	0.63
53:BV:2:PHE:CE1	53:BV:13:ARG:NH1	2.66	0.63
45:BN:67:LEU:HD23	45:BN:87:LEU:HB3	1.80	0.63
54:BW:5:ALA:O	54:BW:6:ILE:HB	1.97	0.63

Continued on next page...

Continued from previous page...

Atom-1	Atom-2	Interatomic distance (Å)	Clash overlap (Å)
47:BP:80:TYR:CD1	47:BP:111:ARG:HB3	2.34	0.63
35:BA:2790:A:N3	35:BA:2790:A:H2'	2.14	0.63
35:BA:2008:C:H2'	35:BA:2009:G:C8	2.32	0.63
35:BA:402:A:O2'	35:BA:403:U:H5'	1.98	0.63
42:BH:89:ILE:HD12	42:BH:89:ILE:C	2.19	0.63
1:AA:961:U:OP2	1:AA:1223:C:H4'	1.99	0.63
45:BN:89:LYS:O	45:BN:93:THR:HG22	1.99	0.63
52:BU:51:LYS:HA	52:BU:54:LYS:HE2	1.81	0.63
35:BA:272(J):C:H5'	35:BA:274:G:OP1	1.98	0.63
1:AA:1226:C:H41	13:AM:104:ARG:HD2	1.62	0.63
55:BX:36:LYS:HB3	55:BX:56:THR:HG21	1.80	0.63
24:AY:468:ARG:C	24:AY:470:PHE:H	2.02	0.63
43:BK:93:ARG:HB2	57:BZ:112:ARG:NH2	2.10	0.63
50:BS:85:VAL:HG23	50:BS:106:ARG:CG	2.28	0.63
57:BZ:89:PHE:HE2	57:BZ:96:VAL:HG21	1.62	0.63
42:BH:42:ARG:NH1	42:BH:42:ARG:HG3	2.13	0.63
35:BA:1542:A:H3'	35:BA:1542:A:H8	1.63	0.63
17:AQ:45:HIS:HB2	17:AQ:65:ILE:HD13	1.79	0.63
24:AY:314:PHE:HD1	24:AY:315:LYS:HB2	1.63	0.63
2:AB:233:SER:OG	2:AB:234:PRO:HD2	1.98	0.63
35:BA:892:G:H2'	35:BA:893:C:C6	2.33	0.63
1:AA:1015:A:H2'	1:AA:1016:A:O4'	1.99	0.63
51:BT:30:VAL:HG21	51:BT:84:GLN:H	1.63	0.63
39:BE:119:ARG:HD2	39:BE:120:TRP:NE1	2.12	0.63
1:AA:1080:A:H5''	5:AE:16:THR:HG21	1.79	0.63
33:B8:31:HIS:HE1	35:BA:2392:A:OP2	1.81	0.63
35:BA:212:G:C5'	35:BA:212:G:C8	2.65	0.63
41:BG:131:TYR:HE2	41:BG:133:LEU:HD23	1.63	0.63
45:BN:126:PRO:O	45:BN:127:ASP:HB2	1.99	0.63
35:BA:2244:U:O2	35:BA:2434:A:H2'	1.99	0.63
35:BA:2577:A:C5'	35:BA:2578:G:H5'	2.26	0.63
39:BE:25:VAL:CG1	39:BE:26:ILE:N	2.61	0.63
1:AA:1329:A:P	13:AM:28:ALA:HB3	2.39	0.63
35:BA:2142:C:C2'	35:BA:2143:C:H5'	2.29	0.63
4:AD:122:ARG:NH1	4:AD:134:ASP:HB2	2.13	0.63
12:AL:45:PRO:HG3	12:AL:53:ARG:HD3	1.81	0.63
36:BB:82:G:O2'	36:BB:83:G:H5'	1.99	0.63
52:BU:70:ARG:NH2	52:BU:75:ASN:HB2	2.14	0.63
56:BY:43:ASN:ND2	56:BY:64:GLU:HG3	2.14	0.63
35:BA:1225:G:H2'	35:BA:1226:A:C8	2.34	0.63
29:B4:6:HIS:HB3	29:B4:7:PRO:CD	2.29	0.63

Continued on next page...

Continued from previous page...

Atom-1	Atom-2	Interatomic distance (Å)	Clash overlap (Å)
35:BA:84:A:H5''	56:BY:9:LYS:HZ3	1.64	0.63
35:BA:1058:G:N2	35:BA:1081:U:H1'	2.14	0.63
35:BA:2472:G:H3'	35:BA:2475:C:N4	2.14	0.63
24:AY:132:ARG:HG2	24:AY:132:ARG:O	1.99	0.63
24:AY:25:LYS:HB2	59:AY:702:GDP:O2B	1.98	0.63
24:AY:415:PRO:CB	24:AY:421:GLN:HA	2.28	0.63
34:B9:29:ASN:HD21	34:B9:32:HIS:CG	2.17	0.63
35:BA:1012:U:H3	45:BN:25:ARG:HE	1.46	0.63
1:AA:1409:C:H2'	1:AA:1410:G:C8	2.33	0.63
35:BA:6:A:O2'	45:BN:130:HIS:HB2	1.99	0.63
6:AF:69:GLU:H	6:AF:69:GLU:CD	2.02	0.63
51:BT:42:ILE:HD13	51:BT:83:ILE:HD13	1.81	0.63
28:B3:40:THR:HG23	28:B3:43:ILE:HG13	1.80	0.63
35:BA:2832:U:H1'	35:BA:2834:G:N3	2.14	0.63
1:AA:22:G:O2'	1:AA:913:A:N1	2.26	0.63
6:AF:91:VAL:HG12	6:AF:92:LYS:O	1.98	0.63
35:BA:1081:U:O3'	43:BK:117:THR:HG22	1.99	0.62
41:BG:77:ILE:HG21	41:BG:80:PHE:HB2	1.81	0.62
35:BA:580:C:H2'	35:BA:581:C:C6	2.33	0.62
42:BH:171:LEU:CD2	42:BH:172:LYS:O	2.47	0.62
35:BA:2309:A:H2'	35:BA:2310:A:H5''	1.81	0.62
35:BA:1529:G:C2	35:BA:1541:G:N2	2.67	0.62
49:BR:100:LEU:N	49:BR:100:LEU:HD22	2.12	0.62
43:BK:27:LEU:HA	43:BK:30:HIS:HB2	1.80	0.62
35:BA:1782:C:H2'	35:BA:1783:A:H5'	1.80	0.62
56:BY:86:ARG:CB	56:BY:88:LYS:HZ2	2.11	0.62
35:BA:2747:G:O2'	42:BH:67:LEU:HD12	1.99	0.62
35:BA:603:A:H4'	35:BA:604:G:O5'	1.99	0.62
6:AF:69:GLU:O	6:AF:72:VAL:HG12	1.99	0.62
39:BE:170:LEU:HD12	39:BE:170:LEU:N	2.14	0.62
1:AA:254:G:OP1	17:AQ:67:LYS:O	2.17	0.62
54:BW:64:MET:O	54:BW:65:LEU:HB3	1.99	0.62
6:AF:19:LEU:O	6:AF:19:LEU:HD23	1.99	0.62
35:BA:71:A:H4'	35:BA:72:U:H5''	1.81	0.62
35:BA:991:C:H6	35:BA:991:C:H5'	1.63	0.62
4:AD:153:ARG:HG2	4:AD:153:ARG:NH1	2.14	0.62
35:BA:16:G:O2'	35:BA:17:G:H5'	1.99	0.62
53:BV:54:GLY:O	53:BV:55:ALA:HB2	1.98	0.62
41:BG:63:ILE:HD12	41:BG:64:THR:HB	1.81	0.62
2:AB:167:PRO:HG2	2:AB:192:SER:OG	1.98	0.62
35:BA:285:C:O2'	35:BA:286:C:H5''	1.99	0.62

Continued on next page...

Continued from previous page...

Atom-1	Atom-2	Interatomic distance (Å)	Clash overlap (Å)
18:AR:31:LEU:H	18:AR:31:LEU:HD23	1.64	0.62
56:BY:62:GLU:HG2	56:BY:63:LYS:H	1.64	0.62
47:BP:146:VAL:O	47:BP:148:LEU:CD1	2.47	0.62
1:AA:1220:G:H2'	1:AA:1221:G:H8	1.63	0.62
35:BA:528:A:C2	35:BA:2043:C:H4'	2.34	0.62
35:BA:536:A:H2'	35:BA:537:C:C6	2.34	0.62
1:AA:1348:U:H4'	9:AI:120:ARG:HG3	1.81	0.62
35:BA:2122:U:H2'	35:BA:2123:G:H8	1.62	0.62
38:BD:27:THR:HG21	38:BD:83:GLU:HG2	1.81	0.62
54:BW:25:ARG:HB2	54:BW:25:ARG:NH1	2.15	0.62
1:AA:992:U:H4'	1:AA:993:G:O5'	1.99	0.62
52:BU:70:ARG:HA	52:BU:74:LEU:O	1.99	0.62
29:B4:12:ALA:HB1	29:B4:29:PRO:HA	1.81	0.62
35:BA:325:G:O2'	35:BA:326:G:H5'	1.99	0.62
35:BA:1268:A:H2'	35:BA:1269:A:O4'	1.98	0.62
53:BV:39:LEU:CD1	53:BV:51:VAL:HA	2.29	0.62
31:B6:41:PRO:HD2	31:B6:45:LYS:O	1.99	0.62
24:AY:255:ILE:HG12	24:AY:256:THR:N	2.15	0.62
35:BA:1259:G:O2'	35:BA:1260:G:H5'	1.98	0.62
35:BA:363(A):A:H2'	35:BA:363(B):G:H8	1.62	0.62
41:BG:111:LEU:HA	41:BG:114:ILE:HD12	1.81	0.62
35:BA:2476:A:N1	35:BA:2477:C:C5	2.67	0.62
10:AJ:4:ILE:HD11	10:AJ:77:PRO:HB3	1.80	0.62
40:BF:64:ILE:CD1	40:BF:65:TRP:CD2	2.81	0.62
37:BC:191:ARG:NH1	37:BC:191:ARG:HG3	2.05	0.62
3:AC:90:GLU:HA	3:AC:93:LYS:CB	2.29	0.62
35:BA:2815:C:H2'	35:BA:2816:C:H6	1.59	0.62
35:BA:653:A:H5'	35:BA:654:A:P	2.39	0.62
35:BA:567:A:N1	35:BA:571:A:H8	1.97	0.62
1:AA:1525:G:H2'	1:AA:1526:G:H8	1.64	0.62
53:BV:28:GLU:HB2	53:BV:31:ALA:HB2	1.81	0.62
57:BZ:180:VAL:HG12	57:BZ:181:GLU:N	2.13	0.62
39:BE:9:VAL:HG22	39:BE:10:GLY:H	1.63	0.62
29:B4:19:GLY:O	29:B4:21:VAL:HG23	2.00	0.62
35:BA:528:A:H2	35:BA:2043:C:C4'	2.13	0.62
35:BA:1779:U:C5	35:BA:1784:A:N7	2.68	0.62
38:BD:91:ARG:NH1	38:BD:91:ARG:HG2	2.13	0.62
7:AG:64:GLN:O	7:AG:67:GLU:HB3	2.00	0.62
1:AA:235:C:H5'	17:AQ:70:ARG:HG2	1.80	0.62
35:BA:455:C:N3	35:BA:473:G:H5'	2.14	0.62
54:BW:59:VAL:HG12	54:BW:59:VAL:O	1.99	0.62

Continued on next page...

Continued from previous page...

Atom-1	Atom-2	Interatomic distance (Å)	Clash overlap (Å)
41:BG:42:GLY:HA2	41:BG:89:GLY:HA2	1.82	0.62
35:BA:99:U:H2'	35:BA:99:U:O2	1.99	0.62
47:BP:58:THR:O	47:BP:61:ARG:NE	2.23	0.62
45:BN:47:ALA:N	45:BN:48:MET:HE2	2.14	0.62
35:BA:272(I):U:O2	35:BA:272(I):U:H3'	1.99	0.62
50:BS:66:ALA:O	50:BS:99:LYS:HA	1.99	0.62
50:BS:98:VAL:HG12	50:BS:100:ALA:H	1.63	0.62
47:BP:47:ASP:HB2	47:BP:51:PHE:HB2	1.80	0.62
35:BA:2260:C:H2'	35:BA:2261:C:H6	1.64	0.62
16:AP:28:ARG:HG2	16:AP:28:ARG:HH11	1.64	0.62
49:BR:83:ILE:HA	49:BR:86:ARG:HD3	1.80	0.62
49:BR:87:TYR:C	49:BR:89:ASP:H	2.01	0.62
1:AA:368:U:OP1	24:AY:353:ALA:HB1	1.99	0.62
39:BE:45:THR:O	39:BE:46:ALA:HB2	1.99	0.62
1:AA:1513:A:H2'	1:AA:1514:C:H6	1.63	0.62
52:BU:104:GLN:HB3	53:BV:44:LYS:HZ3	1.64	0.62
49:BR:10:LEU:HD22	49:BR:17:ARG:HD3	1.80	0.62
1:AA:1310:G:O2'	1:AA:1311:G:H5'	1.99	0.62
45:BN:35:ARG:O	45:BN:37:LYS:N	2.32	0.62
40:BF:4:VAL:HG22	40:BF:19:GLU:OE1	1.98	0.62
37:BC:74:ARG:N	37:BC:112:ASP:HB2	2.14	0.62
2:AB:97:TRP:CH2	2:AB:173:ALA:HA	2.34	0.62
35:BA:55:G:H2'	35:BA:56:A:H8	1.64	0.62
1:AA:72:C:H2'	1:AA:73:G:H8	1.63	0.62
24:AY:192:LEU:O	24:AY:192:LEU:HD13	1.99	0.62
6:AF:98:LEU:H	6:AF:98:LEU:HD12	1.64	0.62
35:BA:1010:A:H1'	35:BA:1153:C:H1'	1.79	0.62
31:B6:43:CYS:HB3	31:B6:44:ARG:HH21	1.63	0.62
35:BA:2346:A:C2	35:BA:2383:G:C2	2.87	0.62
2:AB:168:THR:HG23	2:AB:192:SER:CB	2.24	0.62
24:AY:20:HIS:CG	24:AY:117:GLN:HB3	2.35	0.62
24:AY:215:LYS:HA	24:AY:218:GLU:HB3	1.81	0.62
24:AY:404:VAL:N	24:AY:405:PRO:HD3	2.13	0.62
27:B2:3:LEU:HD22	27:B2:7:ARG:NH2	2.14	0.62
57:BZ:115:GLY:H	57:BZ:177:PRO:CG	2.13	0.62
45:BN:62:VAL:CG2	45:BN:66:LYS:HG3	2.28	0.62
45:BN:62:VAL:HG13	45:BN:62:VAL:O	1.99	0.62
16:AP:9:PHE:CE2	16:AP:18:ARG:CZ	2.82	0.62
18:AR:31:LEU:H	18:AR:31:LEU:CD2	2.12	0.62
35:BA:2840:C:H5''	49:BR:53:HIS:CD2	2.34	0.62
35:BA:2876:G:H4'	51:BT:3:ARG:NE	2.12	0.62

Continued on next page...

Continued from previous page...

Atom-1	Atom-2	Interatomic distance (Å)	Clash overlap (Å)
10:AJ:61:GLU:OE1	14:AN:49:HIS:CE1	2.50	0.62
51:BT:50:ILE:HG23	51:BT:99:LEU:O	2.00	0.62
12:AL:86:ARG:HH22	12:AL:99:HIS:CD2	2.17	0.62
35:BA:1708:C:O2'	35:BA:1709:U:H5'	1.99	0.62
24:AY:411:VAL:HG12	24:AY:412:ALA:N	2.12	0.62
6:AF:22:GLU:O	6:AF:26:ILE:HG13	1.99	0.62
35:BA:1865:G:H2'	35:BA:1866:C:H5''	1.81	0.62
45:BN:40:PRO:HB2	52:BU:100:VAL:HG22	1.80	0.62
52:BU:113:ALA:C	52:BU:115:ALA:H	2.01	0.62
40:BF:182:ASN:ND2	40:BF:185:ASP:OD2	2.30	0.62
35:BA:2346:A:H1'	35:BA:2383:G:C8	2.35	0.62
36:BB:104:U:H5''	36:BB:104:U:H6	1.65	0.62
35:BA:2732:G:H3'	35:BA:2733:A:C5'	2.27	0.62
35:BA:569:U:C4	35:BA:570:G:C6	2.86	0.62
8:AH:42:GLU:HG3	8:AH:109:ILE:HD12	1.81	0.62
35:BA:979:G:H2'	35:BA:982:C:N4	2.15	0.62
35:BA:2162:G:H2'	35:BA:2163:C:C6	2.34	0.62
9:AI:79:LEU:CD1	9:AI:83:ARG:HD2	2.28	0.62
3:AC:15:THR:HG21	3:AC:181:ASN:HA	1.82	0.62
55:BX:41:ASN:C	55:BX:43:VAL:H	2.01	0.62
51:BT:85:LYS:NZ	51:BT:85:LYS:HB3	2.15	0.62
1:AA:1133:G:H22	1:AA:1143:G:H1'	1.64	0.62
35:BA:2662:A:H2'	35:BA:2663:G:O4'	2.00	0.62
13:AM:3:ARG:HA	13:AM:9:ILE:HG13	1.80	0.62
52:BU:72:HIS:HE1	52:BU:107:ALA:HB2	1.65	0.62
35:BA:825:C:H2'	35:BA:826:U:O4'	1.99	0.62
2:AB:223:ILE:HA	2:AB:226:ARG:NE	2.15	0.62
34:B9:31:LYS:HE2	35:BA:2478:A:H5'	1.81	0.62
47:BP:41:ARG:HB3	47:BP:41:ARG:NH1	2.14	0.62
47:BP:108:LYS:C	47:BP:110:TYR:H	2.02	0.62
24:AY:276:VAL:CA	24:AY:280:LEU:HD23	2.26	0.62
30:B5:56:LYS:HG3	30:B5:57:VAL:N	2.14	0.62
35:BA:1657:C:O2'	35:BA:1658:C:H5'	1.99	0.62
1:AA:1325:C:H2'	1:AA:1326:C:C6	2.34	0.62
35:BA:2543:G:C8	35:BA:2543:G:H5'	2.29	0.62
39:BE:101:ARG:HB3	39:BE:201:THR:HG21	1.82	0.62
38:BD:112:GLN:H	38:BD:115:GLN:NE2	1.98	0.62
54:BW:6:ILE:HG13	54:BW:104:THR:HG23	1.82	0.62
35:BA:1662:C:H2'	35:BA:1663:C:C6	2.34	0.62
28:B3:44:ARG:O	28:B3:48:GLU:HG2	1.98	0.62
3:AC:142:MET:CE	3:AC:171:GLY:HA3	2.29	0.62

Continued on next page...

Continued from previous page...

Atom-1	Atom-2	Interatomic distance (Å)	Clash overlap (Å)
6:AF:87:ARG:HG2	6:AF:87:ARG:HH11	1.63	0.62
35:BA:2037:G:H2'	35:BA:2038:G:C8	2.35	0.62
55:BX:63:LYS:HA	55:BX:72:LYS:HA	1.82	0.62
35:BA:30:G:O2'	35:BA:31:C:H5'	1.99	0.62
56:BY:28:LYS:HB3	56:BY:37:VAL:CB	2.17	0.62
31:B6:24:GLU:OE2	35:BA:2346:A:H8	1.83	0.62
31:B6:16:CYS:SG	31:B6:48:VAL:CG2	2.88	0.62
40:BF:177:ALA:HB1	40:BF:178:PRO:HD2	1.82	0.62
40:BF:20:LEU:HD22	40:BF:23:ASP:OD2	1.98	0.62
37:BC:138:LEU:HD22	37:BC:139:PRO:N	2.15	0.62
38:BD:134:ARG:HD3	38:BD:135:PHE:HE1	1.65	0.62
35:BA:1771:C:H2'	35:BA:1772:G:H8	1.64	0.62
47:BP:106:LEU:HD12	47:BP:106:LEU:N	2.14	0.62
1:AA:129(A):G:C8	1:AA:129(A):G:H5''	2.35	0.62
1:AA:176:C:H2'	1:AA:177:C:H6	1.62	0.62
35:BA:880:G:H2'	35:BA:881:G:H8	1.64	0.62
35:BA:2189:U:C3'	35:BA:2190:G:H5''	2.30	0.62
1:AA:1347:G:O2'	1:AA:1348:U:P	2.58	0.62
42:BH:153:LYS:HG3	42:BH:154:PRO:HD2	1.81	0.62
28:B3:28:LEU:CD2	28:B3:35:ARG:HD2	2.30	0.62
1:AA:1169:A:H2'	1:AA:1170:A:C8	2.34	0.62
35:BA:889:C:H2'	35:BA:890:A:O4'	1.99	0.62
35:BA:1437:C:H2'	35:BA:1438:U:C6	2.34	0.62
44:BL:90:ALA:HB1	44:BL:91:PRO:HA	1.82	0.62
33:B8:33:ASN:HA	33:B8:36:LYS:HG3	1.81	0.62
35:BA:364:C:H2'	35:BA:365:C:C5'	2.29	0.62
10:AJ:3:LYS:HD2	10:AJ:77:PRO:CD	2.30	0.62
40:BF:9:ILE:HG12	40:BF:14:PRO:HA	1.80	0.62
47:BP:39:LYS:HE2	47:BP:40:SER:H	1.65	0.62
42:BH:137:ASP:CB	42:BH:140:LYS:HD2	2.26	0.62
42:BH:144:VAL:HA	42:BH:147:ASN:HB2	1.82	0.62
35:BA:1043:C:O5'	35:BA:1043:C:H6	1.82	0.62
53:BV:6:LYS:HE2	53:BV:37:VAL:HG11	1.81	0.62
35:BA:2186:G:C2'	35:BA:2187:G:H5''	2.30	0.62
26:B1:86:SER:HA	26:B1:89:GLU:OE2	2.00	0.62
47:BP:114:ILE:HD12	47:BP:115:LEU:N	2.14	0.62
30:B5:40:LYS:HZ1	30:B5:46:CYS:H	1.46	0.62
35:BA:1386:C:H2'	35:BA:1387:C:H6	1.64	0.62
24:AY:247:ARG:O	24:AY:251:ILE:HG13	1.99	0.62
35:BA:2336:A:N3	35:BA:2385:C:H1'	2.15	0.62
35:BA:1212:G:O2'	35:BA:1236:G:N2	2.33	0.62

Continued on next page...

Continued from previous page...

Atom-1	Atom-2	Interatomic distance (Å)	Clash overlap (Å)
35:BA:2312:U:OP1	41:BG:73:ALA:HA	1.98	0.62
41:BG:59:GLU:C	41:BG:61:ALA:H	2.02	0.62
52:BU:49:HIS:O	52:BU:52:ARG:HB2	2.00	0.62
1:AA:1002:G:H22	1:AA:1039:C:H2'	1.65	0.62
33:B8:13:ARG:HD3	47:BP:61:ARG:O	2.00	0.62
43:BK:103:GLN:O	43:BK:106:GLU:HG2	1.99	0.62
34:B9:10:ILE:O	34:B9:11:CYS:HB3	1.99	0.62
38:BD:35:LYS:HD2	38:BD:36:PRO:CA	2.29	0.62
57:BZ:5:LEU:HB3	57:BZ:59:LEU:HD23	1.81	0.62
35:BA:1465:G:H2'	35:BA:1466:G:H8	1.65	0.62
46:BO:64:ARG:NE	51:BT:70:VAL:HG21	2.15	0.62
46:BO:104:ARG:HE	51:BT:33:LYS:HE3	1.65	0.62
4:AD:114:ARG:CG	4:AD:114:ARG:NH1	2.60	0.62
15:AO:17:ARG:NH1	15:AO:17:ARG:HG3	2.15	0.62
43:BK:10:LEU:HD12	43:BK:57:ILE:HD13	1.82	0.62
29:B4:37:SER:O	29:B4:38:LYS:HB2	1.99	0.62
1:AA:950:U:H2'	1:AA:951:G:C8	2.35	0.62
1:AA:176:C:H2'	1:AA:177:C:C6	2.34	0.62
38:BD:130:ALA:HB2	38:BD:192:THR:HB	1.81	0.62
48:BQ:48:GLU:O	48:BQ:52:VAL:HG23	2.00	0.62
1:AA:1029:C:O2'	1:AA:1032:G:N2	2.32	0.62
18:AR:44:LEU:HD22	18:AR:79:LEU:HD22	1.81	0.62
35:BA:2223:G:C2'	35:BA:2224:G:H5'	2.30	0.62
1:AA:1057:G:H5''	3:AC:154:SER:HB2	1.80	0.62
1:AA:688:G:H2'	1:AA:689:C:H6	1.65	0.62
1:AA:78:G:H1	1:AA:91:C:N4	1.98	0.62
35:BA:2631:G:N2	39:BE:61:ARG:HH12	1.98	0.61
35:BA:1803:A:O3'	38:BD:259:THR:CG2	2.44	0.61
51:BT:38:ASN:ND2	51:BT:38:ASN:C	2.44	0.61
26:B1:84:GLY:O	26:B1:86:SER:N	2.33	0.61
35:BA:1771:C:H2'	35:BA:1772:G:C8	2.35	0.61
12:AL:126:LYS:HE2	12:AL:128:ALA:H	1.65	0.61
2:AB:155:LEU:O	2:AB:155:LEU:CD1	2.48	0.61
35:BA:1663:C:O2'	35:BA:1664:A:H5'	1.99	0.61
57:BZ:18:LEU:O	57:BZ:21:ALA:HB3	2.00	0.61
3:AC:154:SER:O	3:AC:165:THR:HA	2.00	0.61
35:BA:55:G:H2'	35:BA:56:A:C8	2.35	0.61
35:BA:1001:A:H2'	35:BA:1002:G:O4'	2.00	0.61
1:AA:718:G:C8	11:AK:116:HIS:HB3	2.34	0.61
35:BA:586:A:H5'	40:BF:89:VAL:HG21	1.82	0.61
35:BA:1416:G:HO2'	35:BA:1417:C:H5	1.47	0.61

Continued on next page...

Continued from previous page...

Atom-1	Atom-2	Interatomic distance (Å)	Clash overlap (Å)
53:BV:8:GLY:O	53:BV:10:LYS:CE	2.48	0.61
41:BG:46:ALA:C	41:BG:51:ARG:HG3	2.20	0.61
31:B6:6:ARG:HB2	31:B6:7:ILE:HD13	1.83	0.61
35:BA:825:C:O2'	35:BA:826:U:H5'	1.99	0.61
35:BA:346:A:H2'	35:BA:346:A:N3	2.14	0.61
24:AY:25:LYS:HE3	59:AY:702:GDP:PB	2.40	0.61
24:AY:21:ILE:HG21	24:AY:88:VAL:HG13	1.82	0.61
35:BA:2631:G:N2	39:BE:61:ARG:NH1	2.48	0.61
40:BF:59:TYR:HE2	40:BF:85:GLY:O	1.83	0.61
57:BZ:59:LEU:O	57:BZ:66:SER:HA	2.00	0.61
42:BH:136:ILE:HD12	42:BH:136:ILE:N	2.15	0.61
40:BF:64:ILE:CD1	40:BF:65:TRP:CE2	2.81	0.61
13:AM:81:LEU:HD22	13:AM:81:LEU:N	2.15	0.61
35:BA:2884:U:H2'	35:BA:2885:C:H5'	1.82	0.61
8:AH:88:LYS:HB3	8:AH:89:PRO:HD2	1.82	0.61
24:AY:343:ASN:ND2	24:AY:345:THR:N	2.47	0.61
35:BA:6:A:N3	35:BA:6:A:H2'	2.15	0.61
38:BD:276:LYS:OXT	38:BD:276:LYS:HD3	1.99	0.61
42:BH:28:GLY:HA3	42:BH:79:VAL:CG2	2.30	0.61
35:BA:936:C:H2'	35:BA:937:U:H6	1.65	0.61
35:BA:295:G:H2'	35:BA:296:C:H6	1.65	0.61
35:BA:2626:C:H2'	35:BA:2627:G:O4'	2.00	0.61
38:BD:183:ARG:NH1	38:BD:183:ARG:HG2	2.15	0.61
4:AD:57:ARG:HB3	4:AD:206:PHE:HB2	1.82	0.61
35:BA:2672:G:H2'	35:BA:2673:G:H5''	1.82	0.61
16:AP:1:MET:HG3	16:AP:65:GLN:HG3	1.82	0.61
1:AA:110:C:O5'	1:AA:110:C:H6	1.82	0.61
24:AY:248:LYS:O	24:AY:248:LYS:HG2	2.00	0.61
24:AY:298:VAL:HG13	24:AY:299:VAL:N	2.15	0.61
34:B9:4:ARG:HH12	35:BA:2477:C:N4	1.98	0.61
30:B5:56:LYS:CG	30:B5:57:VAL:H	2.10	0.61
45:BN:137:LYS:O	45:BN:138:LEU:HD23	2.00	0.61
10:AJ:48:THR:HG23	10:AJ:62:HIS:ND1	2.16	0.61
24:AY:82:ILE:HD12	24:AY:101:LEU:HD22	1.80	0.61
2:AB:230:VAL:HG23	2:AB:231:GLU:H	1.64	0.61
35:BA:1722:A:H2	35:BA:1740:G:H2'	1.65	0.61
3:AC:181:ASN:HD22	3:AC:204:LEU:HB2	1.63	0.61
35:BA:710:G:H2'	35:BA:711:G:C8	2.35	0.61
1:AA:1160:G:O6	1:AA:1181:G:O6	2.17	0.61
29:B4:20:ASN:OD1	29:B4:36:CYS:SG	2.58	0.61
35:BA:1576:U:H2'	35:BA:1577:C:C6	2.35	0.61

Continued on next page...

Continued from previous page...

Atom-1	Atom-2	Interatomic distance (Å)	Clash overlap (Å)
1:AA:728:A:H2'	1:AA:729:A:C8	2.35	0.61
35:BA:455:C:N3	35:BA:472:A:H2'	2.15	0.61
6:AF:50:TYR:CE1	18:AR:77:GLY:HA2	2.34	0.61
14:AN:42:ILE:HG22	14:AN:43:CYS:N	2.15	0.61
57:BZ:156:LYS:O	57:BZ:158:PRO:HD3	1.99	0.61
24:AY:510:VAL:HA	24:AY:570:GLY:HA3	1.82	0.61
1:AA:1303:C:H2'	1:AA:1304:G:H5'	1.82	0.61
35:BA:2645:G:C3'	35:BA:2646:C:H5'	2.31	0.61
1:AA:59:A:H2'	1:AA:59:A:N3	2.13	0.61
15:AO:74:ASP:OD1	15:AO:76:GLU:HB3	2.01	0.61
1:AA:1250:A:H4'	9:AI:68:GLY:N	2.15	0.61
13:AM:54:VAL:O	13:AM:56:LEU:N	2.32	0.61
1:AA:707:C:H2'	1:AA:708:C:C6	2.35	0.61
39:BE:104:VAL:HG22	39:BE:198:VAL:HG22	1.81	0.61
2:AB:97:TRP:HZ2	2:AB:102:LEU:HD13	1.64	0.61
24:AY:134:ALA:HB3	24:AY:258:VAL:HG22	1.81	0.61
35:BA:276:A:O2'	35:BA:277:C:H5'	2.00	0.61
40:BF:110:LEU:HD12	40:BF:206:ILE:CD1	2.28	0.61
10:AJ:3:LYS:N	10:AJ:74:ILE:O	2.33	0.61
35:BA:1301:A:H2'	35:BA:1302:A:H3'	1.83	0.61
37:BC:115:VAL:HA	37:BC:145:THR:HG22	1.81	0.61
14:AN:37:PHE:HE1	14:AN:53:LEU:HD22	1.65	0.61
35:BA:2712:U:O2'	35:BA:2712(A):A:O5'	2.18	0.61
35:BA:1035:U:O5'	42:BH:59:ARG:NH1	2.33	0.61
35:BA:537:C:H2'	35:BA:538:G:C8	2.34	0.61
5:AE:51:VAL:HB	5:AE:52:PRO:HD3	1.82	0.61
9:AI:92:TYR:O	9:AI:96:LEU:HD22	2.00	0.61
6:AF:37:VAL:HG12	6:AF:38:GLU:N	2.15	0.61
38:BD:127:VAL:HA	38:BD:193:VAL:HG13	1.82	0.61
43:BK:14:ALA:HA	43:BK:41:PHE:CE2	2.36	0.61
7:AG:145:ALA:O	7:AG:146:GLU:HB2	2.00	0.61
35:BA:1102:C:H2'	35:BA:1103:A:H8	1.65	0.61
1:AA:1516:G:H2'	1:AA:1518:A:OP2	2.00	0.61
35:BA:1973:G:H2'	35:BA:1974:C:C6	2.35	0.61
41:BG:61:ALA:HA	41:BG:64:THR:HG22	1.82	0.61
35:BA:2287:A:N6	35:BA:2344:U:N3	2.46	0.61
35:BA:2474:C:H5'	35:BA:2475:C:C5	2.35	0.61
19:AS:46:GLY:N	19:AS:62:ILE:HG23	2.14	0.61
47:BP:95:VAL:C	47:BP:96:THR:HG23	2.21	0.61
17:AQ:47:PRO:CG	17:AQ:48:GLU:OE2	2.45	0.61
1:AA:1392:G:N2	1:AA:1502:A:C8	2.67	0.61

Continued on next page...

Continued from previous page...

Atom-1	Atom-2	Interatomic distance (Å)	Clash overlap (Å)
1:AA:663:A:C2'	1:AA:664:G:H5'	2.31	0.61
35:BA:650:C:C3'	35:BA:651:G:H5''	2.30	0.61
8:AH:118:VAL:O	8:AH:119:LEU:HD23	2.00	0.61
38:BD:106:ILE:HD11	38:BD:196:VAL:HG13	1.83	0.61
30:B5:46:CYS:SG	30:B5:47:PRO:HD2	2.41	0.61
10:AJ:20:ALA:C	10:AJ:22:LYS:N	2.53	0.61
1:AA:345:C:H5'	1:AA:346:G:OP2	1.99	0.61
35:BA:2378:A:C2	50:BS:19:LYS:HE3	2.36	0.61
35:BA:2704:C:O2'	35:BA:2705:A:H5'	2.01	0.61
35:BA:2193:G:C8	35:BA:2193:G:H5'	2.36	0.61
35:BA:2151:G:O2'	35:BA:2152:G:H5'	1.99	0.61
34:B9:36:GLN:OE1	35:BA:1124:C:H1'	2.01	0.61
24:AY:542:VAL:O	24:AY:542:VAL:HG22	2.01	0.61
35:BA:1168:G:H2'	35:BA:1169:G:C8	2.35	0.61
35:BA:1638:C:H2'	35:BA:1639:U:O4'	2.01	0.61
7:AG:91:VAL:HG12	7:AG:92:SER:H	1.65	0.61
35:BA:83:G:O2'	35:BA:84:A:C8	2.54	0.61
24:AY:210:ARG:O	24:AY:213:HIS:N	2.34	0.61
57:BZ:109:ALA:C	57:BZ:111:VAL:H	2.04	0.61
41:BG:111:LEU:HA	41:BG:114:ILE:CD1	2.31	0.61
50:BS:35:ILE:HG22	50:BS:53:SER:HB2	1.83	0.61
10:AJ:32:ALA:HB3	10:AJ:76:ASN:O	2.00	0.61
1:AA:1130:A:C2	1:AA:1146:A:C4	2.88	0.61
41:BG:173:LEU:HA	41:BG:176:LEU:CD1	2.31	0.61
1:AA:108:G:H5'	1:AA:109:A:H5''	1.83	0.61
5:AE:78:HIS:O	5:AE:93:PRO:HD3	2.01	0.61
1:AA:357:G:O2'	1:AA:358:U:H5'	2.01	0.61
35:BA:910:A:C5	48:BQ:13:GLN:HG3	2.36	0.61
1:AA:1277:C:H3'	1:AA:1277:C:H6	1.64	0.61
4:AD:12:CYS:SG	4:AD:19:LEU:O	2.58	0.61
4:AD:13:ARG:HA	4:AD:33:MET:HE1	1.81	0.61
1:AA:1026:G:C2'	1:AA:1027:C:H5'	2.30	0.61
36:BB:25:A:C2	36:BB:26:A:C4	2.89	0.61
35:BA:1156:A:O2'	35:BA:1157:G:OP1	2.18	0.61
1:AA:579:G:C5'	1:AA:728:A:H1'	2.30	0.61
5:AE:72:GLN:HE22	5:AE:144:THR:HG22	1.66	0.61
35:BA:990:A:N6	35:BA:1186:G:H1'	2.15	0.61
12:AL:90:VAL:O	12:AL:92:ASP:N	2.34	0.61
24:AY:539:ILE:HA	24:AY:542:VAL:HG12	1.81	0.61
47:BP:135:LEU:HD13	47:BP:135:LEU:O	2.00	0.61
35:BA:1523:U:H2'	35:BA:1524:G:C8	2.35	0.61

Continued on next page...

Continued from previous page...

Atom-1	Atom-2	Interatomic distance (Å)	Clash overlap (Å)
45:BN:74:ARG:NH2	45:BN:83:LYS:HD3	2.16	0.61
4:AD:24:GLU:O	4:AD:27:TYR:HB2	2.01	0.61
12:AL:117:ARG:NH2	12:AL:124:LYS:HB2	2.16	0.61
35:BA:1381:G:N2	35:BA:1382:G:H1'	2.15	0.61
10:AJ:6:ILE:HG13	10:AJ:72:VAL:O	2.00	0.61
35:BA:1240:U:O2'	35:BA:1241:A:H5'	2.00	0.61
54:BW:96:ILE:HG23	54:BW:96:ILE:O	2.00	0.61
53:BV:32:THR:OG1	53:BV:60:GLU:HG3	2.01	0.61
13:AM:70:LEU:C	13:AM:70:LEU:HD23	2.21	0.61
1:AA:626:U:O2	1:AA:626:U:H2'	1.99	0.61
19:AS:64:GLU:O	29:B4:48:ARG:NH2	2.34	0.61
24:AY:530:VAL:CG1	24:AY:531:GLY:H	2.05	0.61
39:BE:31:CYS:HB3	39:BE:49:LEU:HB3	1.83	0.61
10:AJ:55:LYS:H	10:AJ:55:LYS:HE2	1.64	0.61
57:BZ:56:VAL:O	57:BZ:57:ILE:HD12	2.01	0.61
38:BD:142:VAL:HG23	38:BD:192:THR:O	2.00	0.61
12:AL:47:LYS:NZ	12:AL:48:PRO:HD3	2.14	0.61
27:B2:48:HIS:HD1	35:BA:95:G:HO2'	1.47	0.61
56:BY:50:ARG:CD	56:BY:50:ARG:O	2.49	0.61
1:AA:1101:A:H4'	1:AA:1102:A:C4'	2.31	0.61
6:AF:91:VAL:HG12	6:AF:92:LYS:N	2.16	0.61
35:BA:1030:G:OP2	48:BQ:128:LYS:HE2	2.01	0.61
35:BA:1079:C:H1'	43:BK:132:ARG:HH22	1.65	0.61
35:BA:271(K):U:H3'	35:BA:271(L):U:H5''	1.83	0.61
56:BY:12:THR:HA	56:BY:25:GLY:O	2.01	0.61
56:BY:31:LEU:HD23	56:BY:36:ALA:H	1.66	0.61
31:B6:11:LEU:HD22	31:B6:12:GLU:N	2.15	0.61
41:BG:77:ILE:CG2	41:BG:80:PHE:CB	2.78	0.61
24:AY:122:TRP:C	24:AY:124:GLN:H	2.02	0.61
35:BA:137:C:O2	35:BA:137:C:H2'	2.00	0.61
46:BO:105:GLU:O	46:BO:109:LYS:HG2	2.01	0.61
13:AM:66:LEU:CD1	13:AM:66:LEU:N	2.61	0.61
47:BP:105:LEU:CD1	47:BP:105:LEU:N	2.59	0.61
47:BP:112:LEU:HD22	47:BP:113:LYS:N	2.16	0.61
47:BP:146:VAL:HG22	47:BP:147:LEU:N	2.15	0.61
24:AY:459:LEU:HD12	24:AY:459:LEU:H	1.66	0.61
48:BQ:54:MET:HG2	48:BQ:64:ILE:HD13	1.81	0.61
35:BA:848:G:H5'	35:BA:849:A:OP2	2.01	0.61
37:BC:10:ALA:O	37:BC:13:GLU:HG2	1.99	0.61
1:AA:939:G:H5''	7:AG:102:ARG:HH22	1.65	0.61
35:BA:2337:G:H2'	35:BA:2338:G:C8	2.35	0.61

Continued on next page...

Continued from previous page...

Atom-1	Atom-2	Interatomic distance (Å)	Clash overlap (Å)
35:BA:221:A:H4'	35:BA:222:A:O5'	2.00	0.61
35:BA:573:G:O2'	35:BA:574:C:H3'	2.01	0.61
1:AA:1459:C:H2'	1:AA:1460:A:H8	1.65	0.61
35:BA:925:C:H2'	35:BA:926:A:C5'	2.15	0.61
56:BY:95:LYS:CD	56:BY:101:LYS:H	2.13	0.61
47:BP:59:LEU:CA	47:BP:61:ARG:NE	2.58	0.61
1:AA:945:G:C2	1:AA:946:A:C8	2.89	0.61
21:AU:2:GLY:O	21:AU:4:GLY:N	2.34	0.61
51:BT:89:VAL:HG12	51:BT:91:ARG:H	1.65	0.61
24:AY:165:GLN:NE2	24:AY:177:ILE:HG21	2.15	0.61
36:BB:105:A:P	57:BZ:72:ARG:HH12	2.24	0.61
42:BH:33:LEU:HD12	42:BH:75:ALA:O	2.00	0.61
47:BP:96:THR:HG22	47:BP:126:VAL:HB	1.83	0.61
1:AA:1457:G:C8	1:AA:1457:G:O5'	2.48	0.61
45:BN:55:VAL:HG22	45:BN:126:PRO:HA	1.83	0.61
13:AM:11:ARG:HG2	13:AM:12:ASN:H	1.65	0.61
50:BS:29:PHE:HB3	50:BS:36:TYR:HB2	1.83	0.61
47:BP:128:HIS:ND1	47:BP:148:LEU:HD13	2.16	0.61
1:AA:201:C:C2'	1:AA:202:U:H5''	2.31	0.61
35:BA:406:G:O2'	35:BA:407:G:C8	2.50	0.61
2:AB:124:SER:OG	2:AB:125:PRO:HD2	2.01	0.61
1:AA:1288:A:N1	1:AA:1371:G:HI1'	2.16	0.61
45:BN:57:ALA:HB3	45:BN:124:ALA:HA	1.82	0.61
24:AY:28:THR:O	24:AY:32:ILE:HG13	2.00	0.61
1:AA:1104:G:O5'	2:AB:111:ARG:HD2	2.01	0.61
52:BU:80:ILE:O	52:BU:84:LYS:HB2	2.00	0.60
51:BT:25:GLY:HA2	51:BT:92:GLY:HA2	1.83	0.60
24:AY:177:ILE:HG22	24:AY:178:ILE:H	1.65	0.60
39:BE:59:VAL:HG22	39:BE:62:PRO:O	2.01	0.60
9:AI:4:TYR:CE2	9:AI:59:PHE:HE2	2.19	0.60
41:BG:172:LEU:HD23	41:BG:176:LEU:CD1	2.27	0.60
46:BO:64:ARG:HH21	46:BO:100:GLY:HA3	1.66	0.60
49:BR:32:GLY:HA2	49:BR:116:LEU:HD12	1.81	0.60
1:AA:6:G:H2'	5:AE:119:LEU:CD1	2.31	0.60
35:BA:2761:G:C3'	35:BA:2762:G:H5''	2.30	0.60
4:AD:152:SER:O	4:AD:154:ASN:N	2.34	0.60
20:AT:13:LEU:N	20:AT:13:LEU:HD12	2.15	0.60
36:BB:106:G:H2'	36:BB:107:G:H8	1.66	0.60
51:BT:11:GLU:C	51:BT:13:ARG:H	2.03	0.60
1:AA:67:C:H2'	1:AA:68:G:C8	2.36	0.60
35:BA:2199:A:H3'	35:BA:2200:C:H6	1.64	0.60

Continued on next page...

Continued from previous page...

Atom-1	Atom-2	Interatomic distance (Å)	Clash overlap (Å)
35:BA:1156:A:C2'	35:BA:1157:G:OP1	2.48	0.60
1:AA:282:A:H3'	1:AA:283:C:C6	2.36	0.60
4:AD:153:ARG:HG2	4:AD:153:ARG:HH11	1.66	0.60
1:AA:940:C:O2'	1:AA:941:G:H5'	2.01	0.60
35:BA:2506:U:H4'	35:BA:2507:C:OP1	2.00	0.60
35:BA:422:A:H2'	35:BA:423:A:C8	2.36	0.60
57:BZ:10:ARG:NH2	57:BZ:26:GLY:O	2.33	0.60
35:BA:1713:U:O2'	35:BA:1714:G:H5'	2.00	0.60
24:AY:121:VAL:HG23	24:AY:122:TRP:H	1.66	0.60
34:B9:3:VAL:O	34:B9:4:ARG:HB3	2.00	0.60
33:B8:56:GLU:O	33:B8:59:LYS:HE3	2.00	0.60
51:BT:33:LYS:HE2	51:BT:43:GLN:CD	2.21	0.60
16:AP:28:ARG:HG2	16:AP:28:ARG:NH1	2.16	0.60
35:BA:1517:G:C8	35:BA:1517:G:H5'	2.24	0.60
35:BA:2816:C:O2	35:BA:2883:A:O2'	2.18	0.60
10:AJ:50:ILE:HD13	10:AJ:50:ILE:H	1.64	0.60
47:BP:107:LYS:O	47:BP:107:LYS:HG3	2.01	0.60
8:AH:103:VAL:HG12	8:AH:108:GLY:HA3	1.83	0.60
35:BA:784:A:H5''	38:BD:227:ASN:HD21	1.64	0.60
22:AV:52:G:C2	22:AV:53:G:C8	2.90	0.60
3:AC:14:ILE:HG13	3:AC:15:THR:H	1.62	0.60
1:AA:1287:A:H2'	1:AA:1288:A:C8	2.36	0.60
42:BH:86:GLU:CB	42:BH:132:ARG:HB3	2.30	0.60
35:BA:2408:U:H2'	35:BA:2409:G:H8	1.66	0.60
1:AA:1094:G:O2'	1:AA:1095:U:OP2	2.19	0.60
1:AA:608:A:C2'	1:AA:609:A:H5'	2.31	0.60
45:BN:74:ARG:HH21	45:BN:83:LYS:HD3	1.66	0.60
35:BA:2783:G:N2	35:BA:2784:C:O2	2.34	0.60
5:AE:36:ASP:O	5:AE:37:ARG:HB2	2.01	0.60
35:BA:1248:G:C2	52:BU:3:ARG:HD2	2.37	0.60
41:BG:164:GLU:O	41:BG:165:THR:HG23	2.01	0.60
20:AT:42:GLN:HE21	20:AT:42:GLN:HA	1.66	0.60
35:BA:1993:U:H4'	39:BE:128:SER:OG	2.01	0.60
8:AH:60:ARG:HG2	8:AH:62:TYR:CE2	2.36	0.60
41:BG:42:GLY:O	41:BG:44:GLY:N	2.34	0.60
22:AV:17:C:C6	22:AV:17(A):U:C5	2.83	0.60
35:BA:271(D):G:O2'	35:BA:271(E):U:H5'	2.00	0.60
35:BA:2428:G:H4'	35:BA:2429:G:O5'	2.01	0.60
51:BT:23:ARG:O	51:BT:25:GLY:N	2.33	0.60
40:BF:116:ASP:OD2	47:BP:5:ASP:HB2	2.00	0.60
24:AY:181:LEU:HB2	24:AY:216:LEU:HD11	1.83	0.60

Continued on next page...

Continued from previous page...

Atom-1	Atom-2	Interatomic distance (Å)	Clash overlap (Å)
41:BG:131:TYR:CE2	41:BG:133:LEU:HD23	2.36	0.60
1:AA:60:A:H5'	1:AA:331:G:H22	1.67	0.60
24:AY:335:LEU:CD2	24:AY:355:LEU:HD11	2.31	0.60
24:AY:406:GLU:HB3	24:AY:407:PRO:CD	2.30	0.60
45:BN:67:LEU:HB3	45:BN:88:GLU:HG2	1.83	0.60
35:BA:751:A:C5'	54:BW:90:ARG:HA	2.31	0.60
2:AB:140:HIS:O	2:AB:143:GLU:HB2	2.00	0.60
51:BT:118:ARG:HA	51:BT:121:ILE:HB	1.81	0.60
29:B4:16:CYS:HB3	29:B4:20:ASN:O	2.01	0.60
39:BE:167:VAL:HG13	39:BE:170:LEU:HD11	1.83	0.60
1:AA:402:G:O2'	1:AA:403:C:H5'	2.00	0.60
49:BR:28:LEU:CD2	49:BR:29:LEU:HD12	2.30	0.60
32:B7:34:ARG:HB3	32:B7:42:LEU:CD2	2.31	0.60
38:BD:14:ARG:HG3	38:BD:15:PHE:N	2.14	0.60
12:AL:60:LEU:HD21	12:AL:66:VAL:HG22	1.83	0.60
1:AA:1137:C:H4'	1:AA:1138:G:C2	2.37	0.60
50:BS:51:ALA:HB3	50:BS:73:LEU:HD12	1.82	0.60
4:AD:5:ILE:HA	4:AD:115:ARG:HH12	1.66	0.60
37:BC:85:LYS:O	37:BC:89:GLU:HG3	2.02	0.60
35:BA:2131:G:C8	35:BA:2133:G:N2	2.69	0.60
26:B1:76:ARG:NH2	26:B1:95:LEU:HD22	2.17	0.60
50:BS:74:ALA:HB1	50:BS:103:GLU:CB	2.31	0.60
50:BS:106:ARG:CB	50:BS:106:ARG:HH11	2.06	0.60
28:B3:17:LYS:NZ	28:B3:20:LYS:HE3	2.17	0.60
43:BK:6:ALA:O	43:BK:58:THR:HG23	2.01	0.60
35:BA:1514:U:H2'	35:BA:1515:G:H8	1.65	0.60
14:AN:41:ARG:HG2	14:AN:41:ARG:NH1	2.14	0.60
47:BP:101:VAL:HG12	47:BP:106:LEU:HB2	1.83	0.60
47:BP:112:LEU:H	47:BP:128:HIS:CD2	2.18	0.60
24:AY:66:THR:O	24:AY:67:ALA:HB3	2.01	0.60
8:AH:120:THR:HG23	8:AH:123:GLU:OE1	2.01	0.60
24:AY:100:VAL:HG22	24:AY:101:LEU:N	2.16	0.60
4:AD:16:GLY:HA2	4:AD:33:MET:CE	2.31	0.60
48:BQ:52:VAL:O	48:BQ:55:VAL:HG12	2.01	0.60
48:BQ:55:VAL:HG21	57:BZ:178:GLU:HG2	1.83	0.60
35:BA:2174:C:O2'	35:BA:2175:C:H5'	2.02	0.60
24:AY:228:MET:HE3	24:AY:229:LEU:HD21	1.83	0.60
35:BA:493:G:H2'	35:BA:494:G:O4'	2.01	0.60
35:BA:572:A:C2	35:BA:2033:A:C2	2.89	0.60
1:AA:328:C:O2	1:AA:328:C:H2'	1.99	0.60
53:BV:69:LYS:HE3	53:BV:71:LEU:HD21	1.83	0.60

Continued on next page...

Continued from previous page...

Atom-1	Atom-2	Interatomic distance (Å)	Clash overlap (Å)
32:B7:4:THR:O	35:BA:687:C:H5'	2.01	0.60
41:BG:61:ALA:HB1	41:BG:66:GLN:O	2.01	0.60
52:BU:79:PHE:HE1	52:BU:83:LEU:HD11	1.66	0.60
35:BA:1059:G:H4'	43:BK:115:LEU:HD23	1.82	0.60
51:BT:49:VAL:HG22	51:BT:49:VAL:O	2.01	0.60
26:B1:41:ARG:HH22	35:BA:1365:A:C5'	2.12	0.60
35:BA:212:G:C8	35:BA:212:G:H3'	2.36	0.60
35:BA:1654:A:OP2	49:BR:3:HIS:HB2	2.01	0.60
35:BA:1012:U:H5	45:BN:28:THR:HG21	1.66	0.60
46:BO:114:ILE:H	46:BO:114:ILE:CD1	2.10	0.60
35:BA:814:C:H2'	35:BA:815:C:C6	2.36	0.60
13:AM:22:ILE:N	13:AM:22:ILE:HD12	2.15	0.60
26:B1:68:PRO:C	26:B1:70:VAL:H	2.05	0.60
35:BA:1775:U:C2'	35:BA:1776:G:H5'	2.32	0.60
35:BA:1495:A:C8	35:BA:1495:A:OP2	2.55	0.60
35:BA:1063:G:O2'	43:BK:87:GLY:HA3	2.01	0.60
24:AY:343:ASN:HD21	24:AY:345:THR:CB	2.10	0.60
57:BZ:180:VAL:HG12	57:BZ:181:GLU:CG	2.30	0.60
48:BQ:26:TYR:CE2	48:BQ:140:ALA:HB3	2.36	0.60
20:AT:16:HIS:O	20:AT:19:SER:HB3	2.01	0.60
51:BT:50:ILE:HA	51:BT:99:LEU:CD1	2.31	0.60
35:BA:389:G:N1	47:BP:71:VAL:HG12	2.16	0.60
1:AA:1131:G:C6	1:AA:1132:C:N4	2.70	0.60
35:BA:640:C:C4	35:BA:641:C:N4	2.69	0.60
35:BA:949:C:H2'	35:BA:950:G:H8	1.66	0.60
16:AP:25:ARG:HH11	16:AP:25:ARG:HG3	1.67	0.60
35:BA:2113:U:H2'	35:BA:2114:A:H8	1.65	0.60
1:AA:52:G:O2'	1:AA:53:A:H5'	2.02	0.60
24:AY:510:VAL:HG22	24:AY:534:ILE:CD1	2.32	0.60
41:BG:41:GLN:CB	41:BG:43:LEU:HD21	2.29	0.60
31:B6:48:VAL:CG2	31:B6:49:HIS:N	2.65	0.60
35:BA:286:C:H2'	35:BA:287:C:C6	2.36	0.60
24:AY:21:ILE:CG2	24:AY:88:VAL:HG13	2.31	0.60
1:AA:1116:C:H2'	1:AA:1117:G:C5'	2.26	0.60
10:AJ:47:PHE:HD2	14:AN:44:LEU:HD21	1.66	0.60
35:BA:1948:G:H2'	35:BA:1949:G:H5'	1.82	0.60
35:BA:859:G:N2	35:BA:917:A:OP2	2.27	0.60
48:BQ:75:THR:CG2	48:BQ:76:LYS:H	2.14	0.60
3:AC:14:ILE:CG1	3:AC:15:THR:N	2.64	0.60
24:AY:485:GLU:HG3	24:AY:553:GLY:HA3	1.81	0.60
38:BD:267:SER:O	38:BD:269:PHE:N	2.33	0.60

Continued on next page...

Continued from previous page...

Atom-1	Atom-2	Interatomic distance (Å)	Clash overlap (Å)
38:BD:45:ASN:CG	38:BD:46:GLN:N	2.55	0.60
54:BW:15:ARG:HA	54:BW:18:ARG:HD2	1.84	0.60
35:BA:1278:A:H5''	49:BR:36:THR:HG22	1.84	0.60
45:BN:120:LEU:HD11	45:BN:122:VAL:HG23	1.82	0.60
45:BN:30:ILE:HG22	45:BN:34:LEU:HD23	1.82	0.60
35:BA:425:G:H2'	35:BA:426:C:H6	1.65	0.60
18:AR:88:LYS:HD3	18:AR:88:LYS:C	2.21	0.60
26:B1:87:PRO:HG2	26:B1:88:LYS:H	1.66	0.60
17:AQ:9:VAL:CG1	17:AQ:56:VAL:HG22	2.31	0.60
32:B7:35:ARG:O	32:B7:38:GLY:N	2.34	0.60
1:AA:658:G:H2'	1:AA:659:U:C6	2.36	0.60
24:AY:507:TYR:CD1	24:AY:507:TYR:C	2.72	0.60
41:BG:97:ASP:CB	41:BG:98:ARG:HH12	2.15	0.60
55:BX:27:THR:HB	55:BX:80:ILE:CG2	2.27	0.60
56:BY:84:ARG:NH1	56:BY:84:ARG:HG2	2.16	0.60
27:B2:63:VAL:CG1	27:B2:67:LYS:HE2	2.31	0.60
35:BA:287:C:H2'	35:BA:288:C:H6	1.66	0.60
35:BA:143(A):C:H4'	55:BX:38:GLU:OE2	2.02	0.60
24:AY:427:ALA:O	24:AY:431:LEU:HB2	2.00	0.60
24:AY:441:SER:O	24:AY:449:THR:HG23	2.01	0.60
58:AY:701:FUA:H12	58:AY:701:FUA:O1	2.00	0.60
41:BG:107:LEU:HD23	41:BG:111:LEU:CD1	2.32	0.60
35:BA:2305:A:C4	41:BG:154:GLY:HA3	2.37	0.60
49:BR:101:ALA:O	49:BR:102:GLU:HB2	2.01	0.60
33:B8:52:LYS:HE2	35:BA:834:C:H4'	1.82	0.60
35:BA:1541:G:O2'	35:BA:1542:A:H5''	2.02	0.60
24:AY:70:THR:O	24:AY:80:ASN:HA	2.02	0.60
5:AE:101:ILE:HD13	5:AE:101:ILE:H	1.66	0.60
1:AA:631:G:C2'	1:AA:632:A:C8	2.83	0.60
36:BB:20:C:H2'	36:BB:21:G:C5'	2.30	0.60
42:BH:104:GLU:HA	42:BH:113:VAL:O	2.02	0.60
36:BB:106:G:C5'	57:BZ:31:ARG:HB3	2.30	0.60
1:AA:1057:G:N2	1:AA:1204:A:H1'	2.15	0.60
35:BA:1105:U:H2'	35:BA:1106:G:O4'	2.02	0.60
8:AH:49:GLU:HG3	8:AH:51:VAL:HG13	1.84	0.60
1:AA:812:C:O2'	1:AA:813:U:OP2	2.15	0.60
4:AD:73:ARG:HD2	4:AD:77:ASN:HD21	1.65	0.60
1:AA:1303:C:C2'	1:AA:1304:G:H5'	2.32	0.60
2:AB:51:LEU:CD2	2:AB:201:ILE:HG23	2.31	0.60
2:AB:204:ASN:ND2	2:AB:206:ASP:H	1.99	0.60
43:BK:93:ARG:HD2	43:BK:93:ARG:C	2.22	0.60

Continued on next page...

Continued from previous page...

Atom-1	Atom-2	Interatomic distance (Å)	Clash overlap (Å)
35:BA:363:G:H2'	35:BA:363(A):A:H8	1.67	0.60
12:AL:38:THR:CG2	12:AL:57:LYS:HB3	2.31	0.60
28:B3:8:LEU:HD22	28:B3:31:LEU:CD2	2.23	0.60
45:BN:133:GLN:CG	45:BN:134:ARG:N	2.62	0.60
1:AA:1366:C:H2'	1:AA:1367:C:H6	1.67	0.60
47:BP:101:VAL:HG12	47:BP:106:LEU:HB3	1.84	0.60
39:BE:33:VAL:HG12	39:BE:90:THR:H	1.66	0.60
1:AA:950:U:H2'	1:AA:951:G:H8	1.67	0.60
12:AL:80:HIS:O	12:AL:81:SER:HB2	2.02	0.60
39:BE:25:VAL:HG11	39:BE:181:LEU:HD12	1.84	0.60
39:BE:7:VAL:HG12	39:BE:27:LEU:HB3	1.84	0.60
48:BQ:97:VAL:HG11	48:BQ:103:MET:CE	2.31	0.60
1:AA:1423:G:P	46:BO:49:ARG:HH22	2.25	0.60
35:BA:1328:G:H2'	35:BA:1330:C:C4	2.37	0.60
35:BA:2860:A:C2'	35:BA:2861:G:H5'	2.31	0.60
10:AJ:5:ARG:HA	10:AJ:73:ASP:OD1	2.02	0.60
52:BU:95:LEU:HD13	53:BV:4:ILE:HG23	1.83	0.60
24:AY:435:ASP:OD1	58:AY:701:FUA:H22	2.00	0.60
10:AJ:33:GLN:N	10:AJ:75:ILE:HD11	2.17	0.60
35:BA:2442:C:H2'	35:BA:2443:C:H6	1.67	0.60
33:B8:48:PHE:O	33:B8:49:VAL:HG22	2.02	0.60
33:B8:6:THR:HG21	33:B8:63:PRO:HD3	1.84	0.60
24:AY:277:VAL:CG1	24:AY:278:ASP:H	2.14	0.60
46:BO:3:GLN:HB2	46:BO:4:PRO:HD2	1.84	0.60
45:BN:133:GLN:CG	45:BN:134:ARG:H	2.15	0.60
30:B5:4:HIS:CB	30:B5:5:PRO:HD3	2.32	0.60
50:BS:36:TYR:O	50:BS:37:ALA:HB2	2.02	0.60
35:BA:1775:U:H2'	35:BA:1776:G:H5'	1.84	0.60
42:BH:65:HIS:CE1	42:BH:69:ARG:HH11	2.19	0.60
7:AG:78:ARG:HG3	7:AG:79:ARG:N	2.16	0.60
1:AA:1312:G:O2'	1:AA:1313:U:H5'	2.01	0.60
1:AA:1314:C:OP2	19:AS:6:LYS:HD3	2.02	0.60
54:BW:6:ILE:HG21	54:BW:8:ARG:NH1	2.16	0.60
48:BQ:21:THR:HG23	48:BQ:101:ARG:HB2	1.84	0.60
38:BD:267:SER:HA	38:BD:270:ILE:HD11	1.83	0.60
35:BA:491:G:H2'	35:BA:492:A:C8	2.37	0.60
28:B3:15:TYR:HB3	28:B3:19:GLN:NE2	2.17	0.60
37:BC:43:GLU:HG3	37:BC:216:THR:HG23	1.82	0.60
8:AH:19:VAL:O	8:AH:19:VAL:HG23	2.02	0.60
1:AA:1360:A:H2'	1:AA:1361:G:O4'	2.02	0.60
1:AA:538:G:O2'	1:AA:539:A:H5'	2.01	0.60

Continued on next page...

Continued from previous page...

Atom-1	Atom-2	Interatomic distance (Å)	Clash overlap (Å)
35:BA:2312:U:H2'	35:BA:2313:C:C5'	2.28	0.60
53:BV:40:LEU:HD13	53:BV:46:VAL:H	1.66	0.60
35:BA:1748:G:H5'	35:BA:1748:G:C8	2.34	0.60
42:BH:46:GLU:OE1	42:BH:51:ARG:HB2	2.02	0.60
51:BT:25:GLY:HA2	51:BT:92:GLY:CA	2.31	0.60
3:AC:72:LYS:CA	3:AC:72:LYS:HE3	2.31	0.60
38:BD:39:LYS:NZ	38:BD:87:ASN:HB3	2.16	0.60
35:BA:27:G:HO2'	35:BA:28:A:H8	1.50	0.60
5:AE:8:GLU:HA	5:AE:34:VAL:HA	1.82	0.60
24:AY:681:LYS:HA	24:AY:684:GLN:HB2	1.84	0.60
35:BA:568:U:H2'	35:BA:570:G:OP2	2.02	0.60
3:AC:58:GLU:HB2	3:AC:65:ALA:HB2	1.84	0.60
56:BY:88:LYS:O	56:BY:90:LEU:HD23	2.02	0.60
35:BA:653:A:H5'	35:BA:654:A:OP2	2.01	0.60
47:BP:127:ALA:HB3	47:BP:130:PHE:CE1	2.36	0.60
49:BR:12:ARG:NH1	49:BR:12:ARG:CG	2.61	0.60
35:BA:1114:G:H2'	35:BA:1115:G:H5'	1.83	0.60
3:AC:119:ARG:O	3:AC:123:GLN:HG3	2.01	0.60
1:AA:1344:C:O2'	1:AA:1345:U:H5'	2.02	0.60
1:AA:1347:G:O2'	1:AA:1348:U:OP2	2.19	0.60
1:AA:1005:A:H5'	1:AA:1006:C:OP2	2.02	0.60
24:AY:340:TYR:CE2	24:AY:351:ARG:HD3	2.37	0.60
3:AC:149:ALA:HA	3:AC:201:TYR:O	2.02	0.60
4:AD:104:VAL:HG21	4:AD:140:VAL:HG21	1.83	0.60
3:AC:73:PRO:O	3:AC:76:VAL:HG22	2.02	0.60
24:AY:288:PRO:HG2	24:AY:300:GLU:OE1	2.02	0.60
17:AQ:22:LEU:HD13	17:AQ:41:LYS:HG2	1.83	0.60
35:BA:2373:G:H2'	35:BA:2374:C:C6	2.37	0.60
1:AA:370:C:O2'	1:AA:371:G:H5'	2.02	0.60
22:AV:75:C:H2'	22:AV:76:A:H8	1.66	0.59
35:BA:611:C:H2'	35:BA:612:C:C6	2.37	0.59
35:BA:1858:G:O2'	35:BA:1884:A:N6	2.34	0.59
24:AY:415:PRO:HB2	24:AY:421:GLN:HA	1.84	0.59
24:AY:273:LEU:O	24:AY:276:VAL:HB	2.02	0.59
35:BA:813:U:H2'	35:BA:814:C:H6	1.63	0.59
1:AA:60:A:C5'	1:AA:331:G:H22	2.14	0.59
13:AM:22:ILE:CD1	13:AM:22:ILE:N	2.64	0.59
30:B5:48:GLU:O	30:B5:49:CYS:HB3	2.02	0.59
42:BH:54:ARG:HD2	42:BH:54:ARG:O	2.02	0.59
24:AY:316:ILE:HD12	24:AY:326:THR:HG22	1.84	0.59
6:AF:51:PRO:HA	6:AF:55:ASP:O	2.01	0.59

Continued on next page...

Continued from previous page...

Atom-1	Atom-2	Interatomic distance (Å)	Clash overlap (Å)
39:BE:81:ILE:CG2	39:BE:81:ILE:O	2.50	0.59
1:AA:1316:G:N2	1:AA:1318:A:H3'	2.16	0.59
38:BD:27:THR:HG23	38:BD:83:GLU:HG2	1.83	0.59
35:BA:1909:C:O2'	35:BA:1910:G:H5'	2.02	0.59
32:B7:35:ARG:HG2	32:B7:35:ARG:HH11	1.67	0.59
42:BH:30:LYS:HD2	42:BH:81:GLU:HG2	1.84	0.59
24:AY:123:ARG:HG3	24:AY:123:ARG:HH11	1.67	0.59
20:AT:93:GLU:C	20:AT:95:ALA:H	2.04	0.59
24:AY:528:ALA:HB3	24:AY:567:LEU:O	2.01	0.59
31:B6:45:LYS:HD3	35:BA:2371:G:O3'	2.02	0.59
2:AB:54:THR:HG22	2:AB:58:ILE:HD11	1.82	0.59
40:BF:110:LEU:HD11	40:BF:202:PHE:CE1	2.36	0.59
24:AY:84:THR:N	24:AY:85:PRO:CD	2.63	0.59
35:BA:1818:U:C5'	38:BD:157:ARG:HB2	2.24	0.59
10:AJ:33:GLN:HB2	10:AJ:75:ILE:HD13	1.83	0.59
33:B8:4:MET:HE1	33:B8:61:LEU:HD22	1.84	0.59
24:AY:281:PRO:HB2	24:AY:286:ILE:HD11	1.84	0.59
35:BA:1138:G:H2'	35:BA:1139:G:O4'	2.02	0.59
38:BD:43:ARG:NH1	38:BD:49:ILE:HG22	2.16	0.59
13:AM:22:ILE:HG22	13:AM:66:LEU:HD23	1.84	0.59
36:BB:15:A:H1'	36:BB:110:G:C5	2.37	0.59
24:AY:335:LEU:HD23	24:AY:355:LEU:HD11	1.84	0.59
12:AL:27:LEU:HB2	12:AL:62:SER:HB2	1.84	0.59
24:AY:16:GLY:N	24:AY:101:LEU:HD13	2.17	0.59
39:BE:25:VAL:HG12	39:BE:26:ILE:N	2.16	0.59
9:AI:47:LEU:C	9:AI:49:PRO:HD2	2.22	0.59
35:BA:484:C:H2'	35:BA:485:C:C6	2.38	0.59
14:AN:12:ARG:CB	14:AN:12:ARG:HH11	2.15	0.59
35:BA:1582:C:O2'	35:BA:1586:A:C8	2.53	0.59
10:AJ:90:LEU:N	10:AJ:91:PRO:HD3	2.17	0.59
1:AA:598:U:H2'	1:AA:599:C:C6	2.37	0.59
35:BA:1308:A:H2'	35:BA:1309:G:O4'	2.02	0.59
35:BA:1142:U:O5'	35:BA:1142:U:H6	1.85	0.59
10:AJ:29:ARG:CZ	10:AJ:29:ARG:HB3	2.30	0.59
35:BA:2062:A:N3	35:BA:2062:A:O4'	2.33	0.59
1:AA:174:C:H2'	1:AA:175:C:H6	1.66	0.59
1:AA:46:G:O2'	1:AA:365:U:H1'	2.02	0.59
52:BU:98:LEU:O	52:BU:106:PHE:HB2	2.01	0.59
31:B6:47:THR:HG23	31:B6:48:VAL:H	1.66	0.59
35:BA:2893:G:H5'	35:BA:2894:G:H5'	1.84	0.59
55:BX:10:ALA:HB1	55:BX:11:PRO:HD2	1.84	0.59

Continued on next page...

Continued from previous page...

Atom-1	Atom-2	Interatomic distance (Å)	Clash overlap (Å)
50:BS:98:VAL:HG12	50:BS:100:ALA:N	2.17	0.59
48:BQ:109:VAL:HG12	48:BQ:110:THR:N	2.16	0.59
40:BF:9:ILE:HG12	40:BF:15:SER:N	2.17	0.59
35:BA:1542:A:H5'	35:BA:1543:C:OP2	2.02	0.59
20:AT:29:LYS:O	20:AT:33:ILE:HG13	2.02	0.59
57:BZ:167:PRO:O	57:BZ:168:GLU:CB	2.50	0.59
4:AD:134:ASP:OD2	4:AD:134:ASP:N	2.32	0.59
4:AD:57:ARG:HH11	4:AD:57:ARG:HG2	1.67	0.59
57:BZ:14:LYS:HB2	57:BZ:17:ALA:HB3	1.83	0.59
18:AR:69:THR:O	18:AR:72:ARG:N	2.35	0.59
35:BA:2504:U:H6	35:BA:2504:U:O5'	1.85	0.59
7:AG:15:ASP:HB3	7:AG:20:ASP:H	1.67	0.59
35:BA:1220:A:H3'	35:BA:1221:C:C5'	2.33	0.59
35:BA:1525:G:H2'	35:BA:1526:G:C8	2.37	0.59
24:AY:496:LYS:CE	24:AY:498:ILE:HD11	2.21	0.59
24:AY:510:VAL:HG12	24:AY:511:LYS:N	2.17	0.59
2:AB:223:ILE:C	2:AB:225:ALA:H	2.05	0.59
35:BA:272(J):C:H3'	35:BA:274:G:C5'	2.21	0.59
24:AY:230:LYS:HB2	24:AY:230:LYS:NZ	2.18	0.59
35:BA:2733:A:H2'	35:BA:2734:A:O4'	2.02	0.59
40:BF:64:ILE:HG12	40:BF:65:TRP:CG	2.37	0.59
47:BP:40:SER:C	47:BP:41:ARG:HD2	2.22	0.59
35:BA:1542:A:H3'	35:BA:1542:A:C8	2.37	0.59
35:BA:602:G:H4'	35:BA:604:G:H4'	1.84	0.59
43:BK:17:ALA:HB3	43:BK:38:VAL:CG1	2.33	0.59
39:BE:101:ARG:CZ	39:BE:171:GLU:HB2	2.31	0.59
48:BQ:59:ARG:O	48:BQ:60:ARG:HB2	2.01	0.59
6:AF:68:PRO:HG2	6:AF:71:ARG:HB2	1.85	0.59
51:BT:99:LEU:HB2	51:BT:101:PHE:CE1	2.37	0.59
9:AI:48:GLU:N	9:AI:49:PRO:CD	2.65	0.59
9:AI:70:LYS:O	9:AI:74:ILE:HG13	2.03	0.59
24:AY:228:MET:HE3	24:AY:229:LEU:CD2	2.32	0.59
9:AI:5:TYR:HD2	9:AI:17:VAL:O	1.86	0.59
1:AA:1338:G:O2'	22:AV:42:G:C5'	2.50	0.59
42:BH:146:ALA:O	42:BH:149:ARG:N	2.36	0.59
51:BT:29:ARG:HG3	51:BT:30:VAL:HG13	1.85	0.59
35:BA:208:C:H2'	35:BA:209:C:C6	2.36	0.59
1:AA:608:A:O2'	1:AA:609:A:H5'	2.01	0.59
52:BU:74:LEU:CD1	52:BU:74:LEU:C	2.70	0.59
1:AA:853:G:O2'	1:AA:854:G:H5'	2.02	0.59
54:BW:66:GLU:HA	54:BW:69:LEU:CD1	2.32	0.59

Continued on next page...

Continued from previous page...

Atom-1	Atom-2	Interatomic distance (Å)	Clash overlap (Å)
26:B1:23:LYS:HD3	26:B1:28:GLY:HA3	1.84	0.59
29:B4:10:VAL:N	29:B4:26:SER:O	2.35	0.59
29:B4:2:LYS:HB2	36:BB:40:U:O4	2.01	0.59
43:BK:100:THR:CA	43:BK:139:VAL:HB	2.30	0.59
56:BY:13:VAL:HG22	56:BY:14:LEU:H	1.67	0.59
35:BA:941:A:H4'	47:BP:35:HIS:HE1	1.65	0.59
55:BX:53:LYS:HD2	55:BX:55:ASN:HD21	1.68	0.59
35:BA:1043:C:C3'	35:BA:1044:G:H5''	2.32	0.59
3:AC:90:GLU:C	3:AC:93:LYS:HB3	2.22	0.59
38:BD:9:TYR:CD1	38:BD:10:THR:CG2	2.86	0.59
7:AG:79:ARG:O	7:AG:80:VAL:HG13	2.03	0.59
1:AA:339:C:OP2	46:BO:97:ARG:NH1	2.35	0.59
35:BA:1336:A:H2'	35:BA:1337:G:H8	1.67	0.59
29:B4:22:ILE:CG2	29:B4:23:GLU:N	2.65	0.59
9:AI:43:ALA:HA	9:AI:74:ILE:HD13	1.83	0.59
42:BH:31:GLY:O	42:BH:79:VAL:HG12	2.03	0.59
1:AA:1329:A:O2'	1:AA:1330:U:H5'	2.02	0.59
51:BT:118:ARG:HA	51:BT:121:ILE:HD12	1.85	0.59
35:BA:1028:A:H61	35:BA:1125:G:H2'	1.66	0.59
39:BE:188:VAL:HG23	39:BE:189:PRO:HD2	1.84	0.59
11:AK:103:LEU:N	11:AK:103:LEU:HD22	2.16	0.59
1:AA:219:C:H2'	1:AA:220:G:O4'	2.03	0.59
50:BS:11:LYS:HD2	50:BS:11:LYS:N	2.16	0.59
12:AL:37:CYS:HB3	12:AL:79:GLU:O	2.02	0.59
22:AV:14:A:H1'	22:AV:22:G:N2	2.17	0.59
35:BA:336:C:H4'	56:BY:7:VAL:CG2	2.33	0.59
24:AY:468:ARG:HH11	24:AY:468:ARG:CG	2.15	0.59
57:BZ:107:THR:HG23	57:BZ:111:VAL:HB	1.84	0.59
36:BB:48:A:H2'	36:BB:49:C:C6	2.38	0.59
42:BH:72:ILE:O	42:BH:75:ALA:N	2.34	0.59
35:BA:1902:C:H4'	38:BD:244:ARG:CB	2.32	0.59
15:AO:82:ILE:HG12	15:AO:87:ILE:HG12	1.85	0.59
35:BA:2439:A:C8	35:BA:2586:C:H4'	2.37	0.59
45:BN:135:PRO:O	45:BN:136:GLU:C	2.40	0.59
30:B5:7:PRO:HG2	35:BA:2016:U:O2	2.02	0.59
35:BA:278:A:C2	35:BA:279:C:C2	2.90	0.59
38:BD:73:VAL:O	38:BD:75:ILE:HG12	2.02	0.59
41:BG:135:LEU:O	41:BG:135:LEU:CD1	2.51	0.59
8:AH:6:ILE:CD1	8:AH:6:ILE:H	2.16	0.59
35:BA:158:U:H2'	35:BA:171:G:O4'	2.02	0.59
1:AA:1489:G:C3'	1:AA:1490:C:H5''	2.32	0.59

Continued on next page...

Continued from previous page...

Atom-1	Atom-2	Interatomic distance (Å)	Clash overlap (Å)
1:AA:1314:C:H2'	1:AA:1315:U:H6	1.67	0.59
1:AA:490:G:H2'	1:AA:491:G:C8	2.35	0.59
1:AA:491:G:H2'	1:AA:492:G:C8	2.34	0.59
51:BT:126:ALA:C	51:BT:128:GLU:H	2.04	0.59
24:AY:402:ILE:H	24:AY:402:ILE:HD12	1.68	0.59
35:BA:2688:U:H1'	35:BA:2721:A:N6	2.17	0.59
37:BC:150:ILE:HD12	37:BC:153:ILE:HB	1.83	0.59
38:BD:92:ILE:HD13	38:BD:92:ILE:H	1.68	0.59
35:BA:118:A:OP2	35:BA:119:A:H2'	2.02	0.59
1:AA:187:C:OP1	20:AT:82:SER:HB2	2.02	0.59
6:AF:9:VAL:HB	6:AF:87:ARG:HB2	1.84	0.59
5:AE:10:MET:HG3	5:AE:32:VAL:HG22	1.85	0.59
38:BD:172:TYR:HD1	38:BD:186:HIS:HA	1.67	0.59
35:BA:2604:U:H2'	35:BA:2605:U:H6	1.68	0.59
26:B1:6:GLU:OE1	26:B1:60:PHE:HA	2.02	0.59
37:BC:195:ARG:HH11	37:BC:195:ARG:HG3	1.67	0.59
1:AA:1430:C:C2	1:AA:1471:G:N2	2.71	0.59
35:BA:2392:A:H8	47:BP:60:MET:HB3	1.68	0.59
1:AA:1305:G:N2	1:AA:1331:G:O2'	2.27	0.59
51:BT:65:LYS:HA	51:BT:65:LYS:HZ1	1.67	0.59
24:AY:227:ILE:HG23	24:AY:237:PRO:HG2	1.85	0.59
1:AA:1392:G:O2'	1:AA:1393:U:H5'	2.03	0.59
30:B5:3:LYS:HG2	35:BA:747:U:O4	2.03	0.59
24:AY:554:PRO:HG2	24:AY:555:LEU:HG	1.83	0.59
35:BA:1791:A:C6	35:BA:1829:A:H5'	2.38	0.59
32:B7:26:GLY:O	32:B7:30:VAL:HG23	2.03	0.59
3:AC:140:ARG:HH11	3:AC:140:ARG:HG3	1.68	0.59
35:BA:1197:G:H2'	35:BA:1198:U:H6	1.66	0.59
35:BA:15:G:O2'	35:BA:16:G:H5'	2.02	0.59
35:BA:445:C:O2'	35:BA:446:G:H5'	2.02	0.59
33:B8:8:LYS:HE3	35:BA:245:G:O6	2.01	0.59
35:BA:938:G:H2'	35:BA:939:G:H8	1.68	0.59
35:BA:667:U:H2'	35:BA:668:G:O4'	2.01	0.59
35:BA:2870:C:O2'	35:BA:2871:C:H5'	2.03	0.59
24:AY:180:VAL:CG2	24:AY:216:LEU:HD12	2.33	0.59
35:BA:212:G:C3'	35:BA:212:G:C8	2.84	0.59
35:BA:1654:A:P	49:BR:3:HIS:HB2	2.43	0.59
43:BK:68:VAL:CG1	43:BK:70:LYS:NZ	2.57	0.59
47:BP:48:PRO:O	47:BP:49:ARG:C	2.39	0.59
37:BC:108:TRP:HE1	37:BC:110:ASP:HB2	1.66	0.59
38:BD:240:ALA:HB1	38:BD:241:PRO:HD2	1.84	0.59

Continued on next page...

Continued from previous page...

Atom-1	Atom-2	Interatomic distance (Å)	Clash overlap (Å)
30:B5:3:LYS:CE	35:BA:2613:U:H2'	2.32	0.59
4:AD:190:ASP:HB3	4:AD:193:ASP:OD2	2.03	0.59
35:BA:1718:G:C5'	35:BA:1718:G:H8	2.15	0.59
1:AA:1271:G:H2'	1:AA:1272:G:H8	1.68	0.59
35:BA:528:A:H2	35:BA:2043:C:H4'	1.66	0.59
25:B0:26:TYR:HE2	35:BA:857:C:H1'	1.68	0.59
52:BU:25:TRP:O	52:BU:28:ARG:HB2	2.03	0.59
1:AA:499:A:O2'	1:AA:500:G:C8	2.53	0.59
50:BS:51:ALA:HB3	50:BS:73:LEU:HB2	1.85	0.59
24:AY:457:LEU:O	24:AY:461:ILE:HG13	2.02	0.59
1:AA:1161:C:H2'	1:AA:1162:C:C6	2.38	0.59
35:BA:364:C:H2'	35:BA:365:C:H5'	1.84	0.59
41:BG:119:GLY:HA3	41:BG:181:ARG:H	1.67	0.59
41:BG:133:LEU:C	41:BG:133:LEU:HD12	2.23	0.59
10:AJ:96:ILE:HD13	10:AJ:96:ILE:H	1.66	0.59
47:BP:95:VAL:HG23	47:BP:125:VAL:HG23	1.85	0.59
35:BA:947:G:N3	35:BA:984:A:H2	2.00	0.59
1:AA:390:C:O3'	16:AP:28:ARG:NH2	2.32	0.59
35:BA:191:A:O2'	35:BA:192:C:H5'	2.03	0.59
12:AL:126:LYS:HG3	12:AL:128:ALA:N	2.13	0.59
25:B0:20:ARG:NH1	25:B0:20:ARG:CG	2.62	0.59
2:AB:233:SER:CB	2:AB:234:PRO:HD2	2.32	0.59
53:BV:18:LEU:HD13	53:BV:19:LYS:H	1.66	0.59
53:BV:19:LYS:HG2	53:BV:94:LEU:HB2	1.84	0.59
1:AA:296:U:O2'	1:AA:297:G:H5'	2.02	0.59
48:BQ:19:GLY:HA3	57:BZ:79:ARG:HH12	1.67	0.59
1:AA:265:G:H5'	17:AQ:64:PRO:O	2.02	0.59
35:BA:1102:C:H2'	35:BA:1103:A:C8	2.37	0.59
12:AL:7:ILE:O	12:AL:11:VAL:HG23	2.03	0.59
35:BA:1147:C:H2'	35:BA:1148:A:H8	1.67	0.59
35:BA:2795:G:H2'	35:BA:2795:G:N3	2.18	0.59
41:BG:91:ARG:C	41:BG:91:ARG:CD	2.71	0.59
41:BG:97:ASP:HB2	41:BG:98:ARG:HH12	1.67	0.59
45:BN:41:ASP:OD1	45:BN:41:ASP:N	2.33	0.59
31:B6:45:LYS:HG2	35:BA:2371:G:H5''	1.84	0.59
31:B6:7:ILE:HG22	31:B6:7:ILE:O	2.02	0.59
31:B6:54:ILE:HD13	35:BA:2420:C:C5'	2.32	0.59
40:BF:158:THR:HG21	40:BF:163:VAL:HB	1.85	0.59
42:BH:17:VAL:HB	42:BH:45:VAL:HG13	1.84	0.59
35:BA:363(E):U:O2'	35:BA:363(F):A:O4'	2.21	0.59
37:BC:139:PRO:HA	37:BC:145:THR:CB	2.33	0.59

Continued on next page...

Continued from previous page...

Atom-1	Atom-2	Interatomic distance (Å)	Clash overlap (Å)
45:BN:26:LEU:HD12	45:BN:26:LEU:O	2.02	0.59
43:BK:55:VAL:HG13	43:BK:57:ILE:HD11	1.85	0.59
24:AY:530:VAL:HG22	24:AY:531:GLY:H	1.68	0.59
39:BE:34:VAL:O	39:BE:35:GLN:HB2	2.02	0.59
24:AY:524:GLU:O	24:AY:565:VAL:N	2.28	0.59
24:AY:289:ILE:O	24:AY:301:ILE:HG12	2.03	0.59
4:AD:31:CYS:O	4:AD:31:CYS:SG	2.60	0.59
36:BB:20:C:C2'	36:BB:21:G:H5''	2.33	0.59
19:AS:9:VAL:HG21	29:B4:53:GLU:HG3	1.85	0.59
35:BA:877:U:O2'	35:BA:878:A:H5''	2.03	0.59
37:BC:92:ALA:HB3	37:BC:95:VAL:CG2	2.33	0.59
7:AG:12:LEU:CD1	7:AG:25:ALA:HB2	2.33	0.59
51:BT:83:ILE:HG13	51:BT:84:GLN:HG2	1.85	0.59
15:AO:9:GLN:HB3	15:AO:13:GLN:NE2	2.18	0.59
1:AA:277:C:C2'	1:AA:278:G:H5'	2.33	0.59
35:BA:16:G:H2'	35:BA:17:G:H8	1.68	0.59
35:BA:2236:C:H2'	35:BA:2237:G:O4'	2.03	0.59
4:AD:58:LEU:HD22	4:AD:59:ARG:NH1	2.18	0.59
46:BO:26:LYS:HB3	46:BO:30:ALA:HB2	1.85	0.59
51:BT:132:LYS:HD3	51:BT:132:LYS:H	1.68	0.59
24:AY:73:PHE:CE2	24:AY:78:ARG:HB2	2.38	0.59
52:BU:68:ALA:O	52:BU:71:GLN:HB3	2.03	0.58
52:BU:95:LEU:CD1	53:BV:11:GLN:HG3	2.32	0.58
31:B6:39:TYR:OH	35:BA:2347:C:OP1	2.20	0.58
39:BE:134:ILE:HG22	39:BE:137:HIS:HB2	1.83	0.58
2:AB:207:ALA:O	2:AB:211:ILE:HG13	2.03	0.58
24:AY:86:GLY:O	24:AY:88:VAL:HG22	2.02	0.58
35:BA:363(D):G:O2'	35:BA:363(E):U:H5'	2.03	0.58
35:BA:2732:G:H5''	35:BA:2733:A:C8	2.38	0.58
47:BP:47:ASP:HB3	47:BP:48:PRO:O	2.01	0.58
53:BV:62:LEU:H	53:BV:62:LEU:HD22	1.66	0.58
57:BZ:53:ILE:CG2	57:BZ:71:VAL:HB	2.30	0.58
26:B1:44:PRO:HB2	26:B1:46:LEU:HD12	1.85	0.58
35:BA:2839:G:H2'	35:BA:2840:C:C6	2.38	0.58
47:BP:133:SER:O	47:BP:136:GLU:HG2	2.03	0.58
1:AA:356:A:H1'	1:AA:368:U:O2'	2.03	0.58
22:AV:4:G:O2'	22:AV:5:G:C8	2.56	0.58
24:AY:519:ARG:HH21	24:AY:677:GLN:HB2	1.67	0.58
35:BA:2712:U:H1'	35:BA:2712(A):A:C8	2.38	0.58
29:B4:14:ILE:HG22	29:B4:15:ILE:N	2.17	0.58
35:BA:328:U:H4'	56:BY:68:HIS:NE2	2.17	0.58

Continued on next page...

Continued from previous page...

Atom-1	Atom-2	Interatomic distance (Å)	Clash overlap (Å)
1:AA:1006:C:H2'	1:AA:1007:C:C5	2.38	0.58
1:AA:1292:U:H2'	1:AA:1293:G:H8	1.68	0.58
6:AF:37:VAL:HG12	6:AF:38:GLU:O	2.03	0.58
16:AP:60:LEU:HA	16:AP:64:ALA:HB3	1.83	0.58
35:BA:1079:C:C1'	43:BK:132:ARG:HH22	2.16	0.58
1:AA:1112:C:O2	3:AC:179:ARG:HG3	2.03	0.58
15:AO:29:VAL:HG11	15:AO:67:LEU:HD21	1.85	0.58
52:BU:83:LEU:N	52:BU:83:LEU:HD12	2.17	0.58
35:BA:2131:G:H5'	35:BA:2133:G:H1'	1.84	0.58
1:AA:946:A:H3'	1:AA:947:G:H8	1.67	0.58
2:AB:215:LEU:O	2:AB:219:VAL:HG23	2.02	0.58
40:BF:163:VAL:O	40:BF:166:ALA:HB3	2.03	0.58
35:BA:1241:A:H2'	35:BA:1242:A:O4'	2.02	0.58
47:BP:7:ARG:O	47:BP:10:PRO:HD2	2.03	0.58
24:AY:17:ILE:N	24:AY:17:ILE:CD1	2.66	0.58
24:AY:85:PRO:HA	24:AY:94:VAL:CG2	2.17	0.58
24:AY:428:LEU:CD1	24:AY:440:VAL:HG11	2.25	0.58
1:AA:1281:U:H5'	1:AA:1282:C:OP2	2.02	0.58
1:AA:1129:C:H5'	1:AA:1129:C:H6	1.67	0.58
1:AA:687:A:N6	1:AA:703:G:H1'	2.18	0.58
30:B5:43:HIS:HD2	35:BA:2815:C:O2'	1.84	0.58
38:BD:239:ARG:HH11	38:BD:239:ARG:HG2	1.68	0.58
3:AC:112:SER:OG	3:AC:114:PRO:HD2	2.03	0.58
1:AA:738:C:OP1	6:AF:2:ARG:NH1	2.34	0.58
19:AS:60:VAL:HG13	19:AS:60:VAL:O	2.03	0.58
27:B2:25:VAL:C	27:B2:27:GLU:N	2.56	0.58
35:BA:1290:C:H2'	35:BA:1291:C:H6	1.67	0.58
1:AA:72:C:H2'	1:AA:73:G:C8	2.38	0.58
39:BE:108:SER:O	39:BE:162:ALA:HA	2.03	0.58
31:B6:30:THR:HG22	31:B6:32:ASN:ND2	2.18	0.58
1:AA:1237:C:OP1	1:AA:1238:A:H1'	2.03	0.58
10:AJ:6:ILE:O	10:AJ:71:LEU:HD12	2.03	0.58
2:AB:44:LEU:H	2:AB:44:LEU:CD1	2.10	0.58
42:BH:17:VAL:O	42:BH:45:VAL:HG22	2.03	0.58
41:BG:111:LEU:HD22	41:BG:120:LEU:HD21	1.86	0.58
57:BZ:59:LEU:HD11	57:BZ:88:PHE:CD2	2.38	0.58
46:BO:2:ILE:HD11	46:BO:82:ASN:ND2	2.17	0.58
35:BA:2103:C:H2'	35:BA:2103:C:O2	2.02	0.58
1:AA:323:U:H2'	1:AA:324:G:O4'	2.04	0.58
24:AY:525:PHE:HA	24:AY:565:VAL:O	2.03	0.58
4:AD:98:GLU:OE2	4:AD:103:ASN:ND2	2.30	0.58

Continued on next page...

Continued from previous page...

Atom-1	Atom-2	Interatomic distance (Å)	Clash overlap (Å)
48:BQ:2:LEU:HD12	48:BQ:3:MET:N	2.19	0.58
22:AV:3:C:C2'	22:AV:4:G:H5'	2.34	0.58
35:BA:2470:G:P	48:BQ:56:ARG:HH12	2.26	0.58
10:AJ:13:HIS:O	10:AJ:17:ASP:HB2	2.03	0.58
38:BD:232:PRO:HD2	38:BD:249:PRO:HA	1.85	0.58
1:AA:1439:C:C6	1:AA:1439:C:H5''	2.37	0.58
35:BA:451:C:H41	35:BA:453:C:H3'	1.68	0.58
12:AL:8:ASN:O	12:AL:12:ARG:HG3	2.03	0.58
55:BX:90:GLU:HA	55:BX:93:GLU:HG2	1.84	0.58
49:BR:37:THR:HA	49:BR:111:LEU:HA	1.85	0.58
35:BA:2537:U:H2'	35:BA:2538:C:C6	2.38	0.58
12:AL:58:VAL:O	12:AL:65:GLU:HA	2.03	0.58
52:BU:112:ARG:CZ	53:BV:46:VAL:HG21	2.33	0.58
53:BV:49:THR:O	53:BV:50:PRO:C	2.40	0.58
56:BY:31:LEU:HD22	56:BY:31:LEU:H	1.66	0.58
35:BA:2155:G:O2'	35:BA:2156:G:H5'	2.04	0.58
49:BR:99:LYS:CD	49:BR:99:LYS:H	1.92	0.58
41:BG:77:ILE:CG2	41:BG:80:PHE:HB2	2.33	0.58
2:AB:223:ILE:HG23	2:AB:226:ARG:NH1	2.19	0.58
10:AJ:8:LEU:HD21	10:AJ:96:ILE:HG22	1.81	0.58
42:BH:37:VAL:HG12	42:BH:38:SER:N	2.18	0.58
43:BK:71:THR:HB	43:BK:72:PRO:HD2	1.84	0.58
46:BO:103:ALA:HB1	46:BO:105:GLU:OE1	2.03	0.58
38:BD:9:TYR:C	38:BD:10:THR:CG2	2.64	0.58
12:AL:34:ARG:HG3	12:AL:105:TYR:CE1	2.32	0.58
8:AH:6:ILE:CD1	8:AH:6:ILE:N	2.66	0.58
35:BA:2521:C:N4	35:BA:2544:G:H1	2.01	0.58
19:AS:6:LYS:HG2	19:AS:7:LYS:HE3	1.84	0.58
16:AP:39:TYR:CE1	16:AP:73:LEU:HD21	2.38	0.58
42:BH:149:ARG:HA	42:BH:162:ILE:HD12	1.84	0.58
20:AT:75:ASN:O	20:AT:76:ALA:C	2.38	0.58
2:AB:7:VAL:C	2:AB:11:LEU:HG	2.23	0.58
1:AA:78:G:H1	1:AA:91:C:H42	1.50	0.58
7:AG:91:VAL:HG12	7:AG:92:SER:N	2.18	0.58
30:B5:19:ARG:HA	35:BA:2046:G:H5'	1.86	0.58
13:AM:88:ARG:HG2	13:AM:88:ARG:HH11	1.68	0.58
1:AA:1445:C:H2'	1:AA:1446:U:H5'	1.85	0.58
35:BA:1666:G:O3'	46:BO:6:THR:HG23	2.02	0.58
22:AV:30:G:N2	22:AV:31:G:H1'	2.19	0.58
35:BA:996:A:O3'	52:BU:92:ARG:HG2	2.04	0.58
22:AV:75:C:H2'	22:AV:76:A:C8	2.38	0.58

Continued on next page...

Continued from previous page...

Atom-1	Atom-2	Interatomic distance (Å)	Clash overlap (Å)
31:B6:6:ARG:HD2	31:B6:6:ARG:H	1.69	0.58
43:BK:106:GLU:CA	43:BK:109:LYS:HD3	2.24	0.58
35:BA:2473:U:C3'	35:BA:2474:C:H5''	2.07	0.58
57:BZ:120:ILE:HB	57:BZ:171:ILE:O	2.03	0.58
35:BA:665:C:H2'	35:BA:666:G:H8	1.68	0.58
2:AB:41:ILE:O	2:AB:41:ILE:HG22	2.04	0.58
15:AO:81:LEU:O	15:AO:85:LEU:HB2	2.03	0.58
36:BB:7:G:H5'	50:BS:29:PHE:CE2	2.39	0.58
47:BP:105:LEU:HD12	47:BP:105:LEU:H	1.67	0.58
5:AE:149:GLU:O	5:AE:153:LYS:HE2	2.03	0.58
35:BA:2188:C:H2'	35:BA:2189:U:C6	2.39	0.58
1:AA:1270:C:H4'	1:AA:1313:U:O2'	2.04	0.58
32:B7:46:VAL:HG12	32:B7:47:ARG:N	2.18	0.58
24:AY:146:LEU:HD22	24:AY:147:TRP:CE3	2.38	0.58
57:BZ:99:TYR:CE1	57:BZ:125:LEU:HD13	2.38	0.58
35:BA:1164:G:H1	35:BA:1185:C:H42	1.50	0.58
35:BA:1942:C:H3'	35:BA:1943:U:H5''	1.84	0.58
42:BH:89:ILE:HG23	42:BH:129:THR:O	2.04	0.58
1:AA:748:C:OP2	1:AA:748:C:H6	1.85	0.58
35:BA:2860:A:H2'	35:BA:2861:G:H5'	1.85	0.58
1:AA:675:A:O2'	1:AA:676:A:H5'	2.04	0.58
35:BA:2701:C:H2'	35:BA:2702:U:H2'	1.86	0.58
35:BA:786:C:O2'	35:BA:787:U:H5'	2.04	0.58
1:AA:936:C:H2'	1:AA:937:A:O4'	2.03	0.58
43:BK:121:GLU:CD	43:BK:121:GLU:N	2.57	0.58
35:BA:78:A:H2'	35:BA:79:G:H8	1.69	0.58
35:BA:1326:U:H5''	35:BA:2011:U:H1'	1.86	0.58
24:AY:413:ILE:HG23	24:AY:413:ILE:O	2.03	0.58
24:AY:227:ILE:HG23	24:AY:237:PRO:CG	2.33	0.58
5:AE:7:GLU:HB3	5:AE:35:GLY:O	2.04	0.58
24:AY:77:HIS:CD2	24:AY:277:VAL:HG21	2.39	0.58
46:BO:106:LEU:O	46:BO:107:ARG:C	2.41	0.58
27:B2:50:ILE:C	27:B2:52:ASP:H	2.06	0.58
49:BR:79:LEU:HD22	49:BR:83:ILE:HB	1.85	0.58
18:AR:58:LEU:HB3	18:AR:62:GLU:CB	2.28	0.58
26:B1:90:ILE:O	26:B1:94:LEU:HD12	2.03	0.58
1:AA:625:G:H4'	16:AP:16:HIS:HD2	1.64	0.58
47:BP:112:LEU:N	47:BP:128:HIS:HD2	2.02	0.58
1:AA:368:U:OP2	24:AY:353:ALA:CB	2.52	0.58
24:AY:519:ARG:HH12	24:AY:678:GLU:CB	2.16	0.58
53:BV:61:VAL:HA	53:BV:94:LEU:HD23	1.84	0.58

Continued on next page...

Continued from previous page...

Atom-1	Atom-2	Interatomic distance (Å)	Clash overlap (Å)
4:AD:33:MET:HG3	4:AD:37:PRO:HA	1.86	0.58
39:BE:98:PRO:CG	39:BE:175:VAL:HG12	2.32	0.58
45:BN:104:LYS:CE	45:BN:117:PHE:CD2	2.85	0.58
3:AC:15:THR:CG2	3:AC:181:ASN:HA	2.34	0.58
25:B0:11:ARG:HB2	25:B0:11:ARG:NH1	2.18	0.58
46:BO:98:VAL:HG23	46:BO:118:ALA:HA	1.86	0.58
35:BA:1831:G:H2'	35:BA:1832:C:C6	2.39	0.58
35:BA:2450:A:O2'	35:BA:2451:A:H5'	2.02	0.58
57:BZ:9:TYR:CD1	57:BZ:9:TYR:N	2.68	0.58
41:BG:60:LEU:C	41:BG:63:ILE:HD11	2.24	0.58
1:AA:1321:C:H3'	1:AA:1322:C:C5'	2.20	0.58
1:AA:1226:C:H5''	13:AM:103:THR:CB	2.33	0.58
24:AY:215:LYS:O	24:AY:219:VAL:HG23	2.04	0.58
45:BN:43:THR:HG22	45:BN:45:ASN:HD22	1.69	0.58
50:BS:67:ARG:NH2	50:BS:100:ALA:HB3	2.18	0.58
10:AJ:4:ILE:HD13	10:AJ:74:ILE:HG13	1.85	0.58
43:BK:68:VAL:HG12	43:BK:70:LYS:HZ1	1.64	0.58
35:BA:675:A:H4'	40:BF:67:GLN:OE1	2.03	0.58
1:AA:255:G:O6	1:AA:266:G:O6	2.22	0.58
45:BN:134:ARG:O	45:BN:136:GLU:N	2.37	0.58
56:BY:62:GLU:CG	56:BY:63:LYS:H	2.16	0.58
1:AA:624:C:O2'	1:AA:625:G:H5'	2.04	0.58
24:AY:337:SER:HB2	24:AY:355:LEU:HD23	1.84	0.58
1:AA:963:G:H21	10:AJ:55:LYS:HD2	1.68	0.58
13:AM:6:GLY:C	13:AM:8:GLU:N	2.52	0.58
1:AA:1382:C:H2'	1:AA:1383:C:C6	2.34	0.58
51:BT:108:ARG:HG3	51:BT:109:GLU:N	2.17	0.58
54:BW:17:VAL:O	54:BW:20:VAL:HG22	2.03	0.58
2:AB:142:LEU:O	2:AB:142:LEU:HD23	2.03	0.58
1:AA:345:C:C5'	1:AA:346:G:OP2	2.52	0.58
7:AG:149:ARG:HD3	11:AK:59:TYR:CE1	2.39	0.58
29:B4:12:ALA:CB	29:B4:29:PRO:HA	2.34	0.58
5:AE:36:ASP:OD2	5:AE:40:ARG:HB2	2.02	0.58
1:AA:977:A:H3'	1:AA:977:A:N3	2.18	0.58
1:AA:633:G:H5'	1:AA:634:C:OP2	2.03	0.58
35:BA:2855:C:H2'	35:BA:2856:C:H6	1.69	0.58
29:B4:1:MET:HG2	41:BG:98:ARG:NE	2.19	0.58
35:BA:769:G:H2'	35:BA:770:G:C8	2.39	0.58
1:AA:953:G:H5'	1:AA:965:A:H61	1.67	0.58
1:AA:1226:C:H5'	13:AM:96:LEU:CD1	2.34	0.58
35:BA:1242:A:N1	47:BP:8:PRO:HG2	2.18	0.58

Continued on next page...

Continued from previous page...

Atom-1	Atom-2	Interatomic distance (Å)	Clash overlap (Å)
47:BP:6:LEU:HB3	47:BP:9:ASN:ND2	2.18	0.58
26:B1:76:ARG:CZ	26:B1:95:LEU:HD22	2.34	0.58
41:BG:117:PHE:HE1	41:BG:119:GLY:C	2.07	0.58
38:BD:39:LYS:HB2	38:BD:62:TYR:HB2	1.85	0.58
40:BF:66:PRO:O	40:BF:68:LYS:N	2.36	0.58
24:AY:277:VAL:CG1	24:AY:278:ASP:N	2.63	0.58
50:BS:25:ARG:HG3	50:BS:26:LEU:H	1.68	0.58
35:BA:192:C:C2'	35:BA:193:U:H5'	2.31	0.58
43:BK:57:ILE:HD12	43:BK:57:ILE:N	2.17	0.58
35:BA:2762:G:H8	35:BA:2762:G:H5'	1.68	0.58
49:BR:12:ARG:HD3	49:BR:16:HIS:CD2	2.39	0.58
35:BA:1040:C:C4	35:BA:1041:C:C4	2.92	0.58
1:AA:1412:C:H2'	1:AA:1413:A:C8	2.38	0.58
51:BT:107:ASP:CG	51:BT:108:ARG:N	2.54	0.58
1:AA:270:A:H2'	1:AA:271:C:C6	2.39	0.58
35:BA:2688:U:H3'	35:BA:2688:U:O2	2.04	0.58
55:BX:47:PHE:HD2	55:BX:89:ILE:HG21	1.67	0.58
35:BA:1068:G:N2	35:BA:1096:A:H5'	2.17	0.58
20:AT:48:LYS:HB3	20:AT:51:GLU:CG	2.32	0.58
1:AA:247:G:H4'	1:AA:247:G:OP1	2.04	0.58
1:AA:724:G:O2'	1:AA:725:G:H5'	2.03	0.58
6:AF:4:TYR:CE1	6:AF:92:LYS:HD2	2.39	0.58
6:AF:53:ALA:O	6:AF:54:LYS:HB2	2.04	0.58
56:BY:3:VAL:O	56:BY:3:VAL:HG12	2.04	0.58
35:BA:818:G:OP2	35:BA:1187:G:O6	2.21	0.58
2:AB:236:TYR:O	2:AB:237:ALA:C	2.41	0.58
22:AV:17:C:C5'	22:AV:17(A):U:H6	2.01	0.58
22:AV:75:C:O2'	26:B1:30:VAL:HG11	2.03	0.58
10:AJ:3:LYS:HG3	10:AJ:75:ILE:O	2.04	0.58
35:BA:967:C:O2'	35:BA:968:G:H5'	2.03	0.58
16:AP:21:VAL:HG11	16:AP:59:TRP:NE1	2.19	0.58
20:AT:34:LYS:O	20:AT:37:SER:HB2	2.04	0.58
30:B5:2:ALA:O	30:B5:3:LYS:HB3	2.04	0.58
47:BP:127:ALA:C	47:BP:148:LEU:HD11	2.24	0.58
1:AA:54:C:H2'	1:AA:352:C:N4	2.18	0.58
35:BA:2245:U:H5'	35:BA:2246:G:C5'	2.30	0.58
1:AA:628:G:O2'	1:AA:629:G:H5'	2.03	0.58
45:BN:91:LEU:HD23	45:BN:98:VAL:HG21	1.86	0.58
3:AC:112:SER:HB3	3:AC:115:LEU:HD12	1.86	0.58
10:AJ:61:GLU:HG3	14:AN:58:LYS:NZ	2.18	0.58
38:BD:145:VAL:CG1	38:BD:146:GLU:N	2.65	0.58

Continued on next page...

Continued from previous page...

Atom-1	Atom-2	Interatomic distance (Å)	Clash overlap (Å)
35:BA:1175:U:H4'	35:BA:1176:G:H5'	1.84	0.58
1:AA:1375:A:OP1	7:AG:12:LEU:HD21	2.04	0.58
42:BH:156:ALA:O	42:BH:158:HIS:N	2.37	0.58
35:BA:1166:C:H2'	35:BA:1167:U:C6	2.38	0.58
5:AE:150:ARG:HH11	5:AE:150:ARG:HB2	1.69	0.58
24:AY:614:GLU:HB3	24:AY:617:MET:HE3	1.86	0.58
35:BA:1196:C:O2'	35:BA:1227:G:H4'	2.04	0.58
35:BA:1865:G:C2'	35:BA:1866:C:H5''	2.34	0.58
38:BD:28:GLU:H	38:BD:29:PRO:HD2	1.67	0.58
1:AA:319:G:O2'	1:AA:320:C:H5'	2.04	0.58
54:BW:33:ARG:O	54:BW:37:ARG:HB2	2.04	0.58
35:BA:47:C:H6	35:BA:47:C:O5'	1.87	0.58
13:AM:108:ARG:HH11	13:AM:108:ARG:HA	1.69	0.58
48:BQ:41:TRP:NE1	48:BQ:96:VAL:HG22	2.18	0.58
16:AP:74:LEU:HD23	16:AP:79:VAL:HG21	1.83	0.58
1:AA:830:G:H2'	1:AA:831:U:C6	2.38	0.58
43:BK:77:LEU:HD12	43:BK:107:ILE:CG2	2.28	0.58
35:BA:322:A:P	40:BF:169:ASN:HD22	2.26	0.58
35:BA:1245:G:H5''	40:BF:34:TRP:HZ2	1.69	0.58
30:B5:51:TYR:HD1	30:B5:52:TYR:H	1.51	0.58
53:BV:32:THR:CG2	53:BV:33:VAL:N	2.66	0.58
1:AA:1117:G:O3'	9:AI:104:ARG:HD2	2.03	0.58
26:B1:45:ASN:C	26:B1:45:ASN:ND2	2.57	0.58
39:BE:101:ARG:HH11	39:BE:169:ASN:HD22	1.50	0.58
48:BQ:55:VAL:CG2	57:BZ:178:GLU:HG2	2.34	0.58
1:AA:1435:G:H2'	1:AA:1436:U:C5	2.39	0.58
2:AB:121:LEU:CD2	2:AB:126:GLU:HB2	2.34	0.58
35:BA:1052:C:O2'	35:BA:1053:C:O5'	2.22	0.58
40:BF:18:ARG:HG2	40:BF:19:GLU:H	1.69	0.58
20:AT:57:ARG:NH1	20:AT:102:GLY:HA2	2.19	0.58
45:BN:49:GLY:HA3	45:BN:119:ARG:HH12	1.69	0.58
24:AY:623:ASP:HB2	24:AY:662:LYS:HE3	1.86	0.58
3:AC:23:TYR:CG	3:AC:24:ALA:N	2.72	0.58
35:BA:302:C:H2'	35:BA:303:U:C6	2.39	0.57
35:BA:1204:A:H2	35:BA:1241:A:N1	2.02	0.57
24:AY:177:ILE:C	24:AY:178:ILE:HD12	2.24	0.57
24:AY:259:PHE:CE2	24:AY:275:ALA:CB	2.86	0.57
24:AY:434:GLU:OE1	24:AY:465:ARG:NH2	2.36	0.57
50:BS:106:ARG:O	50:BS:107:GLU:CB	2.52	0.57
46:BO:61:VAL:HG21	46:BO:111:PHE:CE2	2.39	0.57
20:AT:26:ASN:HB3	20:AT:71:THR:OG1	2.04	0.57

Continued on next page...

Continued from previous page...

Atom-1	Atom-2	Interatomic distance (Å)	Clash overlap (Å)
3:AC:32:LEU:HD22	3:AC:59:ARG:HH12	1.69	0.57
35:BA:1787:A:H5''	35:BA:1788:C:OP2	2.03	0.57
47:BP:107:LYS:C	47:BP:109:GLY:N	2.57	0.57
1:AA:363:A:H5'	12:AL:34:ARG:HB2	1.86	0.57
12:AL:70:ILE:O	12:AL:70:ILE:HG13	2.04	0.57
35:BA:1336:A:H2'	35:BA:1337:G:C8	2.38	0.57
49:BR:11:ASN:OD1	49:BR:12:ARG:N	2.36	0.57
1:AA:998:G:H2'	1:AA:999:C:N1	2.19	0.57
37:BC:79:ALA:HB1	37:BC:83:LYS:HB2	1.85	0.57
15:AO:53:HIS:O	15:AO:56:LEU:HB3	2.03	0.57
1:AA:99:U:H2'	1:AA:100:C:C6	2.39	0.57
35:BA:709:U:H2'	35:BA:710:G:H8	1.69	0.57
38:BD:3:VAL:CG1	38:BD:17:THR:HB	2.34	0.57
35:BA:35:G:O2'	35:BA:36:G:H5'	2.03	0.57
35:BA:1386:C:H2'	35:BA:1387:C:C6	2.38	0.57
35:BA:1590:U:O2'	35:BA:1591:G:H5'	2.04	0.57
3:AC:127:ARG:HG2	3:AC:127:ARG:HH11	1.69	0.57
35:BA:2759:G:O2'	35:BA:2760:C:H5'	2.03	0.57
35:BA:1281:G:H2'	35:BA:1282:U:H6	1.69	0.57
56:BY:27:VAL:HG12	56:BY:29:GLU:H	1.69	0.57
31:B6:26:ASN:O	31:B6:27:LYS:HB2	2.03	0.57
1:AA:946:A:C2	1:AA:947:G:C5	2.92	0.57
1:AA:1226:C:H5''	13:AM:103:THR:OG1	2.04	0.57
35:BA:363(A):A:H2'	35:BA:363(B):G:C8	2.40	0.57
24:AY:230:LYS:HE2	24:AY:241:GLU:OE1	2.04	0.57
35:BA:1998:G:O2'	35:BA:1999:C:H5'	2.04	0.57
33:B8:56:GLU:HA	33:B8:59:LYS:HZ3	1.69	0.57
37:BC:111:PHE:CE1	37:BC:137:LEU:HD13	2.39	0.57
35:BA:2329:G:H2'	35:BA:2330:G:C8	2.39	0.57
35:BA:2742:C:C2'	35:BA:2743:C:H5'	2.34	0.57
45:BN:17:ASP:OD2	45:BN:56:ASN:HB3	2.04	0.57
35:BA:729:G:OP2	38:BD:13:ARG:NH1	2.36	0.57
57:BZ:57:ILE:N	57:BZ:57:ILE:HD12	2.18	0.57
1:AA:627:G:HO2'	1:AA:628:G:H5'	1.69	0.57
35:BA:753:C:O5'	35:BA:753:C:H6	1.86	0.57
1:AA:738:C:H2'	1:AA:739:C:H6	1.68	0.57
27:B2:47:ASN:HD22	35:BA:94(A):G:H21	1.49	0.57
1:AA:1030(D):A:C2'	1:AA:1031:G:H5'	2.34	0.57
35:BA:1171:G:H2'	35:BA:1173:G:H4'	1.85	0.57
35:BA:491:G:O6	54:BW:49:LYS:HD3	2.04	0.57
25:B0:28:GLY:O	35:BA:923:C:O2'	2.22	0.57

Continued on next page...

Continued from previous page...

Atom-1	Atom-2	Interatomic distance (Å)	Clash overlap (Å)
5:AE:15:ARG:HG3	5:AE:28:PHE:CE2	2.38	0.57
1:AA:1231:G:O2'	1:AA:1232:U:H5'	2.04	0.57
2:AB:137:ARG:HG2	2:AB:137:ARG:HH11	1.70	0.57
50:BS:89:ARG:CG	50:BS:92:TYR:CB	2.83	0.57
56:BY:15:VAL:O	56:BY:22:GLY:N	2.35	0.57
35:BA:2148:G:O2'	35:BA:2149:G:H5'	2.04	0.57
47:BP:48:PRO:O	47:BP:50:ARG:N	2.38	0.57
46:BO:104:ARG:NH2	51:BT:33:LYS:HE3	2.16	0.57
45:BN:133:GLN:HG2	45:BN:134:ARG:H	1.68	0.57
45:BN:55:VAL:HG22	45:BN:56:ASN:N	2.18	0.57
35:BA:1786:A:C2	35:BA:2606:C:H1'	2.39	0.57
35:BA:2756:U:H1'	35:BA:2757:A:C8	2.39	0.57
39:BE:34:VAL:O	39:BE:35:GLN:CB	2.51	0.57
12:AL:75:HIS:HD2	12:AL:77:LEU:CD1	2.16	0.57
48:BQ:3:MET:HB2	48:BQ:4:PRO:CD	2.31	0.57
36:BB:86:G:H2'	36:BB:87:G:H8	1.69	0.57
24:AY:605:ILE:HG23	24:AY:646:PHE:HB3	1.85	0.57
4:AD:9:CYS:HA	4:AD:12:CYS:HB2	1.85	0.57
10:AJ:61:GLU:OE2	14:AN:45:ARG:NH1	2.36	0.57
36:BB:54:G:H2'	36:BB:55:U:H6	1.69	0.57
35:BA:848:G:C4	35:BA:933:A:H8	2.21	0.57
46:BO:49:ARG:H	46:BO:49:ARG:HD3	1.69	0.57
20:AT:43:LEU:O	20:AT:46:GLU:N	2.38	0.57
43:BK:37:PHE:C	43:BK:39:LYS:H	2.06	0.57
35:BA:1930:G:O2'	35:BA:1931:U:P	2.63	0.57
35:BA:950:G:H2'	35:BA:951:C:C6	2.40	0.57
1:AA:830:G:H2'	1:AA:831:U:H6	1.69	0.57
35:BA:654(P):C:C2'	35:BA:654(Q):C:H5'	2.34	0.57
38:BD:126:GLN:HG3	38:BD:126:GLN:O	2.04	0.57
27:B2:64:LEU:O	27:B2:64:LEU:HD13	2.04	0.57
1:AA:1056:U:H5'	3:AC:163:ALA:HB2	1.87	0.57
18:AR:76:LEU:HB3	18:AR:78:LEU:HG	1.85	0.57
24:AY:495:GLY:O	24:AY:509:HIS:HA	2.04	0.57
29:B4:9:LEU:C	29:B4:10:VAL:HG12	2.24	0.57
1:AA:953:G:O6	1:AA:1228:C:N4	2.37	0.57
24:AY:106:VAL:CG2	24:AY:132:ARG:HG3	2.34	0.57
24:AY:176:GLY:HA3	24:AY:187:THR:HA	1.85	0.57
19:AS:20:LEU:HA	19:AS:23:ASN:HB2	1.85	0.57
35:BA:242:G:N2	35:BA:254:G:H2'	2.19	0.57
46:BO:60:ALA:C	46:BO:87:ILE:HD11	2.24	0.57
1:AA:1500:A:O2'	1:AA:1501:C:H5'	2.04	0.57

Continued on next page...

Continued from previous page...

Atom-1	Atom-2	Interatomic distance (Å)	Clash overlap (Å)
34:B9:17:ILE:HG22	34:B9:18:ARG:N	2.19	0.57
13:AM:49:THR:O	13:AM:53:VAL:HG23	2.05	0.57
13:AM:36:LYS:HG3	13:AM:59:TYR:OH	2.03	0.57
11:AK:21:ILE:HG13	11:AK:30:VAL:CG1	2.34	0.57
45:BN:104:LYS:HB2	45:BN:117:PHE:CE1	2.39	0.57
35:BA:2688:U:H1'	35:BA:2721:A:H61	1.69	0.57
38:BD:267:SER:CA	38:BD:270:ILE:HD11	2.34	0.57
1:AA:332:G:O2'	1:AA:333:G:H5'	2.03	0.57
35:BA:1416:G:H1'	35:BA:1417:C:C5	2.39	0.57
27:B2:64:LEU:O	27:B2:68:ARG:HB2	2.04	0.57
1:AA:867:G:O2'	1:AA:868:C:H5'	2.04	0.57
54:BW:83:LYS:O	54:BW:84:ARG:HG2	2.05	0.57
35:BA:336:C:C4	35:BA:337:C:C5	2.93	0.57
35:BA:1846:G:H5'	35:BA:1846:G:C8	2.33	0.57
24:AY:137:ASN:HD21	24:AY:263:ALA:H	1.50	0.57
35:BA:259:G:H21	35:BA:621:A:H8	1.53	0.57
1:AA:1500:A:OP2	1:AA:1505:G:OP2	2.22	0.57
1:AA:781:A:H4'	1:AA:1522:U:O2'	2.04	0.57
26:B1:73:LEU:O	26:B1:73:LEU:HD23	2.05	0.57
35:BA:2461:C:H42	35:BA:2489:G:H1	1.50	0.57
7:AG:80:VAL:HG23	7:AG:81:GLY:H	1.67	0.57
1:AA:973:G:H3'	1:AA:974:A:H5''	1.86	0.57
48:BQ:27:VAL:O	48:BQ:28:ALA:HB3	2.03	0.57
4:AD:36:ARG:CG	4:AD:36:ARG:HH11	2.17	0.57
35:BA:1036:G:C6	35:BA:1120:G:C6	2.92	0.57
24:AY:228:MET:O	24:AY:232:LEU:HD23	2.04	0.57
9:AI:86:VAL:HB	9:AI:96:LEU:HD21	1.86	0.57
57:BZ:153:SER:C	57:BZ:155:LEU:HD23	2.25	0.57
1:AA:8:A:C6	4:AD:209:ARG:HB2	2.39	0.57
1:AA:1222:G:O2'	1:AA:1223:C:H5'	2.05	0.57
1:AA:1104:G:O2'	1:AA:1105:A:H5'	2.05	0.57
35:BA:2783:G:N2	35:BA:2784:C:C2	2.72	0.57
5:AE:20:GLN:O	5:AE:21:ALA:C	2.43	0.57
2:AB:75:LYS:C	2:AB:75:LYS:HD3	2.24	0.57
35:BA:1027:A:OP2	35:BA:1027:A:C8	2.57	0.57
35:BA:1797:C:H4'	38:BD:257:LEU:O	2.04	0.57
46:BO:17:ARG:HE	46:BO:47:ILE:HD11	1.68	0.57
1:AA:637:G:O2'	1:AA:638:G:H5'	2.04	0.57
24:AY:450:ILE:HG22	24:AY:451:ILE:N	2.17	0.57
53:BV:39:LEU:HD12	53:BV:50:PRO:O	2.05	0.57
31:B6:41:PRO:HG2	31:B6:41:PRO:O	2.05	0.57

Continued on next page...

Continued from previous page...

Atom-1	Atom-2	Interatomic distance (Å)	Clash overlap (Å)
10:AJ:6:ILE:HG22	10:AJ:98:ILE:CD1	2.33	0.57
18:AR:36:ASN:O	18:AR:39:VAL:HG23	2.05	0.57
27:B2:69:ARG:CG	27:B2:70:GLN:H	2.17	0.57
3:AC:72:LYS:HE3	3:AC:72:LYS:HA	1.87	0.57
35:BA:272(D):G:H1	35:BA:364:C:H42	1.53	0.57
47:BP:97:PRO:HD3	47:BP:126:VAL:O	2.05	0.57
37:BC:76:LEU:HD21	37:BC:104:ILE:HD11	1.85	0.57
35:BA:1022:G:N2	35:BA:1142(A):A:H2	2.01	0.57
3:AC:151:VAL:CG1	3:AC:152:ILE:N	2.68	0.57
1:AA:1198:G:H2'	1:AA:1199:U:O4'	2.05	0.57
53:BV:61:VAL:HG22	53:BV:63:GLY:H	1.69	0.57
35:BA:750:A:H3'	35:BA:751:A:H5''	1.85	0.57
19:AS:5:LEU:HG	19:AS:10:PHE:CD1	2.39	0.57
42:BH:29:PRO:HD2	42:BH:79:VAL:O	2.03	0.57
2:AB:42:ILE:HD13	2:AB:203:GLY:HA2	1.86	0.57
1:AA:1008:C:H6	1:AA:1008:C:O5'	1.88	0.57
35:BA:811:U:H3'	35:BA:812:C:C5'	2.34	0.57
1:AA:961:U:O2'	1:AA:962:C:H5'	2.04	0.57
38:BD:14:ARG:HD3	38:BD:15:PHE:CE1	2.40	0.57
12:AL:60:LEU:HD22	12:AL:60:LEU:N	2.20	0.57
35:BA:2177:C:O2	37:BC:173:HIS:HE1	1.87	0.57
35:BA:1461:G:H2'	35:BA:1462:C:C6	2.40	0.57
52:BU:92:ARG:O	52:BU:94:ASN:N	2.37	0.57
22:AV:74:C:O2'	22:AV:75:C:H4'	2.03	0.57
35:BA:303:U:H2'	35:BA:304:G:C8	2.40	0.57
50:BS:104:GLY:C	50:BS:106:ARG:H	2.08	0.57
1:AA:1014:A:H5''	19:AS:14:HIS:HB2	1.85	0.57
5:AE:33:VAL:HG12	5:AE:34:VAL:N	2.20	0.57
41:BG:130:ASN:OD1	41:BG:160:VAL:HA	2.04	0.57
15:AO:74:ASP:C	15:AO:76:GLU:H	2.08	0.57
39:BE:117:MET:O	39:BE:117:MET:HG2	2.05	0.57
1:AA:624:C:H2'	1:AA:625:G:H8	1.69	0.57
16:AP:14:ASN:N	16:AP:15:PRO:HD3	2.20	0.57
35:BA:2242:G:N2	35:BA:2434:A:H2	2.02	0.57
29:B4:48:ARG:O	29:B4:49:PHE:CD1	2.53	0.57
47:BP:107:LYS:C	47:BP:109:GLY:H	2.07	0.57
24:AY:314:PHE:CZ	24:AY:327:PHE:HB3	2.39	0.57
24:AY:313:ALA:HA	24:AY:328:ILE:HG22	1.86	0.57
45:BN:95:PRO:HA	45:BN:98:VAL:HG23	1.87	0.57
35:BA:884:C:N4	35:BA:886:C:H42	2.03	0.57
2:AB:155:LEU:C	2:AB:155:LEU:CD1	2.71	0.57

Continued on next page...

Continued from previous page...

Atom-1	Atom-2	Interatomic distance (Å)	Clash overlap (Å)
1:AA:1368:G:O2'	1:AA:1369:C:H5'	2.03	0.57
1:AA:102:G:N3	1:AA:151:A:H2	2.03	0.57
55:BX:41:ASN:HA	55:BX:44:GLU:HG2	1.87	0.57
38:BD:22:SER:O	38:BD:25:THR:OG1	2.23	0.57
17:AQ:66:SER:OG	17:AQ:69:LYS:HG3	2.04	0.57
22:AV:29:G:O2'	22:AV:30:G:H5'	2.05	0.57
35:BA:816:C:O2'	35:BA:817:C:H5'	2.05	0.57
54:BW:12:ILE:HG13	54:BW:42:ARG:NH1	2.20	0.57
5:AE:11:ILE:HD12	5:AE:31:LEU:CD1	2.35	0.57
24:AY:622:GLY:O	24:AY:625:ASN:N	2.36	0.57
24:AY:385:THR:HG21	24:AY:436:PRO:HG3	1.86	0.57
35:BA:1432:C:H2'	35:BA:1433:U:O4'	2.05	0.57
29:B4:1:MET:HE2	41:BG:66:GLN:CD	2.24	0.57
31:B6:27:LYS:HD2	31:B6:30:THR:HB	1.86	0.57
33:B8:33:ASN:HD22	33:B8:33:ASN:N	1.95	0.57
35:BA:2415:G:H4'	47:BP:66:GLY:C	2.25	0.57
24:AY:122:TRP:C	24:AY:124:GLN:N	2.58	0.57
24:AY:180:VAL:HG23	24:AY:216:LEU:HD12	1.86	0.57
24:AY:132:ARG:O	24:AY:256:THR:HG23	2.05	0.57
35:BA:142(A):C:O2'	35:BA:1597:A:H5''	2.05	0.57
57:BZ:141:VAL:HG13	57:BZ:144:LEU:HD23	1.86	0.57
50:BS:30:ARG:NH1	50:BS:97:ARG:HG2	2.19	0.57
1:AA:1126:U:O4	10:AJ:7:LYS:HE2	2.05	0.57
42:BH:68:THR:O	42:BH:72:ILE:HG12	2.05	0.57
35:BA:1827:C:C2'	35:BA:1828:G:H5'	2.35	0.57
35:BA:1971:A:C4	38:BD:241:PRO:HD3	2.40	0.57
45:BN:55:VAL:HG22	45:BN:56:ASN:H	1.70	0.57
24:AY:487:ILE:HD13	24:AY:487:ILE:H	1.69	0.57
39:BE:24:THR:CG2	39:BE:186:GLY:HA2	2.29	0.57
35:BA:2171:A:H4'	35:BA:2172:U:OP1	2.04	0.57
35:BA:909:A:O2'	35:BA:910:A:H5'	2.04	0.57
30:B5:40:LYS:HZ3	30:B5:46:CYS:H	1.53	0.57
24:AY:228:MET:CE	24:AY:229:LEU:CD2	2.82	0.57
1:AA:1318:A:O3'	19:AS:10:PHE:CD2	2.58	0.57
35:BA:389:G:O4'	35:BA:2413:G:H4'	2.05	0.57
37:BC:71:LYS:HG2	37:BC:72:GLN:H	1.70	0.57
35:BA:1664:A:OP1	35:BA:1665:A:OP2	2.23	0.57
35:BA:840:C:C2'	35:BA:841:A:H5''	2.34	0.57
26:B1:3:LYS:HG3	26:B1:4:VAL:H	1.68	0.57
5:AE:43:LEU:CD2	5:AE:132:ALA:HB1	2.34	0.57
3:AC:154:SER:OG	3:AC:155:GLY:N	2.36	0.57

Continued on next page...

Continued from previous page...

Atom-1	Atom-2	Interatomic distance (Å)	Clash overlap (Å)
5:AE:150:ARG:CB	5:AE:150:ARG:HH11	2.18	0.57
46:BO:18:LYS:HB2	46:BO:45:GLU:HG2	1.87	0.57
1:AA:861:G:O2'	1:AA:862:C:H5'	2.04	0.57
1:AA:1253:G:C2	1:AA:1254:C:C2	2.92	0.57
1:AA:66:G:H4'	1:AA:173:U:C5	2.39	0.57
42:BH:103:LEU:HB2	42:BH:123:PHE:HD2	1.69	0.57
52:BU:96:ALA:C	52:BU:98:LEU:N	2.57	0.57
56:BY:29:GLU:HB2	56:BY:38:ILE:HG21	1.87	0.57
35:BA:302:C:OP2	56:BY:73:ARG:NH1	2.38	0.57
40:BF:101:LEU:O	40:BF:106:ARG:NH1	2.38	0.57
35:BA:2787:C:O2	39:BE:61:ARG:HD3	2.05	0.57
35:BA:2531:A:H4'	42:BH:157:TYR:CD2	2.40	0.57
34:B9:7:VAL:HG13	34:B9:34:GLN:CD	2.25	0.57
50:BS:69:VAL:CG1	50:BS:99:LYS:HE2	2.35	0.57
50:BS:30:ARG:HH11	50:BS:97:ARG:HG2	1.70	0.57
42:BH:41:MET:CG	42:BH:43:VAL:CG1	2.76	0.57
47:BP:47:ASP:CB	47:BP:51:PHE:HB2	2.34	0.57
35:BA:1516:C:H2'	35:BA:1517:G:H5'	1.86	0.57
26:B1:45:ASN:CB	35:BA:2230:G:H1'	2.33	0.57
35:BA:2240:C:HO2'	35:BA:2241:A:H5'	1.68	0.57
47:BP:101:VAL:HA	47:BP:107:LYS:H	1.70	0.57
35:BA:1038:C:C3'	35:BA:1039:G:H5''	2.33	0.57
53:BV:18:LEU:CD1	53:BV:19:LYS:N	2.67	0.57
1:AA:1152:A:OP1	10:AJ:68:HIS:HD2	1.88	0.57
1:AA:1271:G:H2'	1:AA:1272:G:C8	2.39	0.57
1:AA:444:C:H42	1:AA:490:G:H1	1.53	0.57
35:BA:94:C:H5'	35:BA:94(A):G:OP2	2.05	0.57
1:AA:160:A:H1'	1:AA:344:A:N7	2.20	0.57
57:BZ:155:LEU:N	57:BZ:155:LEU:HD23	2.20	0.57
24:AY:149:VAL:O	24:AY:152:THR:HG22	2.04	0.57
35:BA:11:G:H22	35:BA:2628:C:P	2.28	0.57
38:BD:147:LEU:HD13	38:BD:155:LEU:CD1	2.34	0.57
16:AP:19:ILE:N	16:AP:37:GLY:O	2.35	0.57
6:AF:43:LEU:HD12	6:AF:43:LEU:H	1.69	0.57
35:BA:608:A:H2'	35:BA:609:A:C8	2.40	0.57
13:AM:27:LYS:HE2	13:AM:31:LYS:HE3	1.86	0.57
41:BG:59:GLU:O	41:BG:63:ILE:HG13	2.04	0.57
24:AY:409:ILE:HD11	24:AY:654:GLY:CA	2.18	0.57
2:AB:223:ILE:HG12	2:AB:226:ARG:HH22	1.62	0.57
35:BA:2888:C:H2'	35:BA:2889:C:H6	1.69	0.57
35:BA:1840:G:H1	35:BA:1902:C:H42	1.53	0.57

Continued on next page...

Continued from previous page...

Atom-1	Atom-2	Interatomic distance (Å)	Clash overlap (Å)
35:BA:946:G:H2'	35:BA:947:G:C8	2.40	0.57
35:BA:2229:C:O2'	35:BA:2230:G:H5'	2.05	0.57
9:AI:40:LEU:HD11	9:AI:70:LYS:HG2	1.87	0.57
51:BT:75:ILE:N	51:BT:75:ILE:HD12	2.20	0.57
35:BA:2220:G:H2'	35:BA:2221:G:C8	2.37	0.57
7:AG:43:PHE:O	7:AG:46:ALA:HB3	2.05	0.57
1:AA:403:C:H2'	1:AA:404:U:H6	1.69	0.57
35:BA:1943:U:H4'	35:BA:1944:U:OP1	2.05	0.57
36:BB:81:G:H5'	36:BB:81:G:N3	2.20	0.57
35:BA:680:G:O2'	35:BA:681:G:H5'	2.05	0.57
25:B0:73:GLY:C	25:B0:75:LEU:H	2.08	0.57
6:AF:62:TRP:CE2	18:AR:35:ARG:NH2	2.73	0.57
35:BA:1151:G:H5''	52:BU:81:HIS:CE1	2.40	0.57
37:BC:57:GLN:NE2	37:BC:205:ALA:HA	2.19	0.57
52:BU:53:ARG:HA	52:BU:56:ASP:OD2	2.04	0.56
53:BV:47:VAL:HB	53:BV:50:PRO:O	2.04	0.56
40:BF:53:THR:CG2	40:BF:56:GLU:HG3	2.14	0.56
35:BA:271(H):G:H1	35:BA:271(P):C:H42	1.53	0.56
31:B6:25:LYS:HE2	33:B8:34:TRP:HE1	1.69	0.56
35:BA:342:G:O2'	35:BA:343:C:H5'	2.05	0.56
51:BT:23:ARG:HB2	51:BT:24:PRO:HD2	1.87	0.56
40:BF:110:LEU:HA	40:BF:183:VAL:CG1	2.35	0.56
45:BN:43:THR:HG22	45:BN:45:ASN:ND2	2.19	0.56
10:AJ:81:THR:OG1	10:AJ:82:ILE:HD13	2.04	0.56
47:BP:95:VAL:O	47:BP:96:THR:CG2	2.53	0.56
16:AP:5:ARG:HE	16:AP:22:THR:HG21	1.69	0.56
49:BR:55:ALA:HA	49:BR:80:PHE:CE1	2.40	0.56
17:AQ:48:GLU:O	17:AQ:49:GLU:C	2.43	0.56
35:BA:781:A:H2'	35:BA:1777:U:O2'	2.05	0.56
1:AA:192:U:H2'	1:AA:193:C:H6	1.68	0.56
1:AA:972:C:H4'	10:AJ:57:LYS:CB	2.35	0.56
35:BA:1118:C:H2'	35:BA:1119:C:C6	2.40	0.56
10:AJ:61:GLU:OE2	14:AN:45:ARG:HD2	2.05	0.56
36:BB:20:C:C2'	36:BB:21:G:C5'	2.83	0.56
33:B8:39:LYS:HE3	35:BA:2365:G:O6	2.04	0.56
38:BD:158:ALA:HB3	38:BD:161:THR:CG2	2.34	0.56
2:AB:142:LEU:CD2	2:AB:146:GLN:NE2	2.68	0.56
7:AG:46:ALA:O	7:AG:49:ILE:N	2.38	0.56
25:B0:46:LYS:O	25:B0:78:TYR:HA	2.04	0.56
1:AA:1258:G:H2'	1:AA:1259:C:C6	2.40	0.56
35:BA:2040:C:H2'	35:BA:2041:U:C6	2.40	0.56

Continued on next page...

Continued from previous page...

Atom-1	Atom-2	Interatomic distance (Å)	Clash overlap (Å)
1:AA:748:C:O2	1:AA:749:C:H5	1.88	0.56
35:BA:1306:C:H2'	35:BA:1307:A:H8	1.69	0.56
16:AP:74:LEU:HD22	16:AP:79:VAL:HG11	1.86	0.56
35:BA:1027:A:OP2	35:BA:1027:A:H8	1.86	0.56
13:AM:27:LYS:CE	13:AM:31:LYS:HE3	2.35	0.56
35:BA:562:U:C4	35:BA:2036:C:H1'	2.40	0.56
35:BA:2134:A:N3	35:BA:2134:A:H2'	2.19	0.56
35:BA:1851:U:H2'	35:BA:1852:C:O4'	2.04	0.56
2:AB:131:PRO:HG2	2:AB:134:GLU:HG2	1.86	0.56
35:BA:986:C:O2'	35:BA:987:G:H5'	2.05	0.56
19:AS:48:THR:HG22	19:AS:61:TYR:HA	1.87	0.56
31:B6:6:ARG:O	31:B6:7:ILE:CB	2.49	0.56
1:AA:946:A:N6	1:AA:1236:A:N6	2.53	0.56
2:AB:19:HIS:HD2	2:AB:189:ASP:OD2	1.88	0.56
35:BA:1326:U:O2'	35:BA:1327:C:H5'	2.05	0.56
35:BA:946:G:H2'	35:BA:947:G:H8	1.69	0.56
46:BO:60:ALA:CA	46:BO:87:ILE:HD11	2.35	0.56
34:B9:19:ARG:HB3	35:BA:2756:U:H5'	1.87	0.56
53:BV:19:LYS:HB3	53:BV:94:LEU:O	2.05	0.56
29:B4:5:ILE:N	29:B4:5:ILE:HD13	2.19	0.56
35:BA:1173:G:H5'	35:BA:1174:A:O5'	2.05	0.56
1:AA:942:G:N2	9:AI:124:GLN:NE2	2.52	0.56
1:AA:1293:G:O2'	1:AA:1294:G:H5'	2.05	0.56
29:B4:56:VAL:O	29:B4:57:GLU:HB2	2.04	0.56
46:BO:10:VAL:HG23	46:BO:10:VAL:O	2.04	0.56
2:AB:7:VAL:O	2:AB:11:LEU:HG	2.05	0.56
1:AA:1458:G:OP1	20:AT:35:THR:HG21	2.05	0.56
35:BA:1711:C:O2'	35:BA:1712:C:H5'	2.05	0.56
4:AD:140:VAL:HG12	4:AD:141:ARG:O	2.04	0.56
35:BA:2604:U:H2'	35:BA:2605:U:C6	2.39	0.56
35:BA:2855:C:H2'	35:BA:2856:C:C6	2.40	0.56
27:B2:64:LEU:C	27:B2:64:LEU:HD13	2.25	0.56
50:BS:14:VAL:CG1	50:BS:16:ASN:HD22	2.18	0.56
56:BY:95:LYS:N	56:BY:102:CYS:HB2	2.20	0.56
40:BF:185:ASP:OD1	40:BF:188:ARG:HD3	2.04	0.56
24:AY:409:ILE:HG12	24:AY:656:ALA:HB2	1.85	0.56
31:B6:15:GLU:CD	31:B6:44:ARG:NH2	2.58	0.56
56:BY:76:CYS:HB3	56:BY:96:ILE:CD1	2.34	0.56
40:BF:132:VAL:CG2	40:BF:133:ASN:N	2.68	0.56
40:BF:99:TYR:CE2	40:BF:101:LEU:CD1	2.88	0.56
40:BF:110:LEU:CD1	40:BF:110:LEU:C	2.70	0.56

Continued on next page...

Continued from previous page...

Atom-1	Atom-2	Interatomic distance (Å)	Clash overlap (Å)
24:AY:17:ILE:HG22	24:AY:25:LYS:HG2	1.87	0.56
24:AY:113:GLY:C	24:AY:115:GLU:N	2.58	0.56
35:BA:904:C:H6	35:BA:904:C:C5'	2.18	0.56
57:BZ:115:GLY:O	57:BZ:116:VAL:HG22	2.05	0.56
10:AJ:4:ILE:HB	10:AJ:74:ILE:CD1	2.35	0.56
42:BH:33:LEU:HD21	42:BH:136:ILE:HG22	1.87	0.56
35:BA:1301:A:HO2'	35:BA:1302:A:P	2.28	0.56
19:AS:42:PRO:HB3	29:B4:50:VAL:HG21	1.86	0.56
35:BA:1899:G:N2	35:BA:1902:C:C4	2.73	0.56
42:BH:140:LYS:O	42:BH:144:VAL:HG23	2.05	0.56
1:AA:1117:G:H5'	1:AA:1117:G:C8	2.30	0.56
1:AA:750:G:N3	15:AO:23:GLY:HA3	2.20	0.56
14:AN:44:LEU:HD12	14:AN:44:LEU:C	2.25	0.56
56:BY:44:ILE:HG22	56:BY:45:VAL:N	2.14	0.56
39:BE:34:VAL:HG11	39:BE:78:LEU:HD22	1.87	0.56
35:BA:2297:C:O2'	35:BA:2298:A:H5'	2.05	0.56
35:BA:2543:G:C2	35:BA:2765:A:H2'	2.40	0.56
24:AY:519:ARG:NH1	24:AY:678:GLU:CB	2.67	0.56
39:BE:95:ILE:H	39:BE:95:ILE:HD13	1.67	0.56
1:AA:1415:G:H2'	1:AA:1416:G:C8	2.40	0.56
39:BE:26:ILE:HG21	39:BE:196:VAL:HG21	1.87	0.56
35:BA:970:C:H2'	35:BA:971:C:C6	2.34	0.56
12:AL:17:LYS:HD3	12:AL:18:VAL:CG2	2.35	0.56
38:BD:226:MET:HB3	38:BD:230:ASP:CB	2.34	0.56
9:AI:47:LEU:HD12	9:AI:47:LEU:N	2.20	0.56
51:BT:10:VAL:C	51:BT:12:SER:N	2.56	0.56
40:BF:4:VAL:HA	40:BF:19:GLU:HB3	1.87	0.56
47:BP:71:VAL:CG1	47:BP:72:PRO:HD3	2.35	0.56
37:BC:211:ARG:HG3	37:BC:211:ARG:NH1	2.20	0.56
38:BD:176:ARG:CG	38:BD:176:ARG:HH11	2.19	0.56
35:BA:2832:U:H1'	35:BA:2834:G:C2	2.41	0.56
46:BO:24:VAL:HG23	46:BO:24:VAL:O	2.05	0.56
1:AA:829:G:O2'	1:AA:830:G:H5'	2.05	0.56
35:BA:1591:G:O2'	35:BA:1592:C:H5'	2.06	0.56
5:AE:29:GLY:HA2	5:AE:46:GLY:O	2.06	0.56
35:BA:2320:A:C2	35:BA:2333:A:C8	2.92	0.56
35:BA:2647:U:H2'	35:BA:2648:C:C6	2.40	0.56
1:AA:719:C:O2'	18:AR:49:LYS:HB3	2.05	0.56
1:AA:680:C:O2'	1:AA:681:C:H5'	2.04	0.56
4:AD:102:ASP:HB3	4:AD:136:PRO:HB3	1.86	0.56
1:AA:722:A:H3'	1:AA:722:A:N3	2.21	0.56

Continued on next page...

Continued from previous page...

Atom-1	Atom-2	Interatomic distance (Å)	Clash overlap (Å)
35:BA:1780:A:H5'	35:BA:1781:C:OP2	2.05	0.56
11:AK:18:ARG:HH21	11:AK:37:GLY:N	2.03	0.56
19:AS:53:ASN:O	19:AS:55:LYS:N	2.39	0.56
52:BU:64:ARG:O	52:BU:65:ILE:C	2.43	0.56
52:BU:83:LEU:HA	52:BU:88:ILE:HD11	1.87	0.56
53:BV:47:VAL:HG12	53:BV:52:VAL:HB	1.87	0.56
40:BF:158:THR:HG23	40:BF:160:ASN:N	2.20	0.56
35:BA:1882:C:H2'	35:BA:1883:G:O4'	2.06	0.56
40:BF:179:GLU:C	40:BF:181:LEU:H	2.09	0.56
47:BP:7:ARG:CZ	47:BP:7:ARG:HA	2.34	0.56
58:AY:701:FUA:O1	58:AY:701:FUA:C1	2.52	0.56
34:B9:1:MET:SD	35:BA:2478:A:OP2	2.63	0.56
50:BS:95:HIS:CD2	50:BS:96:GLY:H	2.24	0.56
40:BF:64:ILE:HD11	40:BF:65:TRP:CH2	2.41	0.56
33:B8:50:LEU:C	33:B8:53:PRO:HD2	2.26	0.56
35:BA:2030:A:H5''	35:BA:2031:A:OP1	2.05	0.56
37:BC:104:ILE:HG12	37:BC:108:TRP:CE3	2.41	0.56
35:BA:1019:U:H3	35:BA:1142(A):A:N6	2.03	0.56
35:BA:1146:C:O2	35:BA:1146:C:H2'	2.03	0.56
3:AC:52:LEU:HD23	3:AC:52:LEU:N	2.13	0.56
13:AM:22:ILE:CG2	13:AM:66:LEU:HD23	2.35	0.56
47:BP:112:LEU:HD22	47:BP:112:LEU:C	2.25	0.56
29:B4:37:SER:OG	41:BG:108:ASN:HA	2.05	0.56
35:BA:360:G:H2'	35:BA:361:G:H8	1.71	0.56
47:BP:12:ALA:HB1	47:BP:16:ARG:HB3	1.87	0.56
35:BA:9:U:C5	35:BA:2629:A:N6	2.74	0.56
1:AA:1157:A:H4'	1:AA:1158:C:O5'	2.05	0.56
35:BA:2681:C:H5	35:BA:2725:A:N6	2.01	0.56
1:AA:820:U:H4'	1:AA:821:G:OP2	2.05	0.56
57:BZ:130:PRO:O	57:BZ:133:ILE:CD1	2.54	0.56
40:BF:125:LEU:HD23	40:BF:125:LEU:N	2.19	0.56
40:BF:50:SER:HB2	40:BF:94:PRO:HD3	1.87	0.56
35:BA:1297:C:H2'	35:BA:1298:C:H6	1.71	0.56
2:AB:156:LYS:O	2:AB:157:ARG:HB3	2.05	0.56
43:BK:2:LYS:HB2	43:BK:2:LYS:NZ	2.20	0.56
53:BV:58:VAL:O	53:BV:97:LYS:HB2	2.05	0.56
37:BC:156:GLU:OE2	37:BC:161:ARG:HD3	2.06	0.56
35:BA:1824:G:OP1	38:BD:52:ARG:HD3	2.05	0.56
35:BA:1504:C:C3'	35:BA:1505:C:H5''	2.36	0.56
40:BF:32:LEU:O	40:BF:36:VAL:HG23	2.06	0.56
10:AJ:32:ALA:N	10:AJ:78:ASN:HD21	2.03	0.56

Continued on next page...

Continued from previous page...

Atom-1	Atom-2	Interatomic distance (Å)	Clash overlap (Å)
5:AE:8:GLU:HB2	5:AE:34:VAL:HG23	1.86	0.56
25:B0:40:GLN:NE2	25:B0:43:THR:CA	2.68	0.56
27:B2:55:ARG:O	27:B2:58:ALA:HB3	2.05	0.56
35:BA:2845:G:O2'	35:BA:2846:G:H5'	2.05	0.56
5:AE:80:ILE:HG22	8:AH:104:ARG:NH2	2.19	0.56
53:BV:79:VAL:HG12	53:BV:79:VAL:O	2.05	0.56
25:B0:14:ARG:CB	25:B0:14:ARG:HH11	2.15	0.56
1:AA:1494:G:N3	1:AA:1494:G:H2'	2.20	0.56
15:AO:39:LEU:HD13	15:AO:56:LEU:HB2	1.88	0.56
1:AA:382:A:H2'	1:AA:383:A:H8	1.68	0.56
35:BA:1799:G:H5'	35:BA:1819:A:N6	2.21	0.56
1:AA:715:A:H2'	1:AA:716:A:H8	1.69	0.56
35:BA:589:C:O2'	35:BA:590:A:H5'	2.06	0.56
1:AA:895:G:H5''	1:AA:896:C:OP2	2.04	0.56
35:BA:2678:C:O2'	35:BA:2679:A:H5'	2.05	0.56
1:AA:542:G:H5'	4:AD:41:GLY:CA	2.36	0.56
31:B6:5:VAL:CG1	31:B6:6:ARG:H	2.18	0.56
2:AB:220:ASP:O	2:AB:223:ILE:N	2.39	0.56
51:BT:90:GLN:HG2	51:BT:120:ARG:NH2	2.20	0.56
28:B3:8:LEU:O	28:B3:31:LEU:HD22	2.06	0.56
41:BG:81:LYS:O	41:BG:83:ARG:HG3	2.05	0.56
35:BA:28:A:H62	35:BA:512:G:HI'	1.70	0.56
19:AS:13:ASP:C	19:AS:15:LEU:N	2.59	0.56
42:BH:83:TYR:HB3	42:BH:135:GLY:N	2.21	0.56
9:AI:104:ARG:O	9:AI:104:ARG:HG2	2.05	0.56
1:AA:1239:A:H62	1:AA:1299:A:N6	2.03	0.56
36:BB:92:C:H2'	36:BB:93:G:C8	2.39	0.56
57:BZ:155:LEU:O	57:BZ:157:LEU:HG	2.05	0.56
21:AU:18:TYR:CD2	21:AU:24:ARG:HA	2.41	0.56
42:BH:86:GLU:HG3	42:BH:130:ARG:HH11	1.69	0.56
42:BH:87:LEU:HD22	42:BH:163:TYR:O	2.05	0.56
57:BZ:14:LYS:O	57:BZ:18:LEU:HD13	2.05	0.56
57:BZ:23:LYS:HD2	57:BZ:38:TYR:HE2	1.69	0.56
40:BF:150:GLY:HA2	40:BF:172:TRP:CE3	2.41	0.56
39:BE:105:THR:HG22	39:BE:106:GLY:N	2.21	0.56
24:AY:484:ARG:CD	24:AY:559:PRO:HB2	2.36	0.56
35:BA:529:A:H4'	35:BA:530:G:O5'	2.06	0.56
41:BG:90:LEU:HD12	41:BG:91:ARG:N	2.20	0.56
52:BU:83:LEU:H	52:BU:83:LEU:HD12	1.71	0.56
31:B6:15:GLU:OE2	31:B6:44:ARG:CZ	2.53	0.56
35:BA:2415:G:H4'	47:BP:67:MET:N	2.20	0.56

Continued on next page...

Continued from previous page...

Atom-1	Atom-2	Interatomic distance (Å)	Clash overlap (Å)
43:BK:81:ALA:CB	43:BK:99:ILE:HD11	2.33	0.56
40:BF:2:LYS:HG3	40:BF:25:PRO:HG2	1.86	0.56
43:BK:70:LYS:HE3	43:BK:70:LYS:HA	1.87	0.56
35:BA:1142(A):A:C5	35:BA:1144:G:C5	2.94	0.56
14:AN:41:ARG:CG	14:AN:41:ARG:HH11	2.14	0.56
35:BA:2461:C:O2	35:BA:2461:C:H2'	2.06	0.56
47:BP:127:ALA:HB3	47:BP:130:PHE:CZ	2.40	0.56
39:BE:77:ILE:HG22	39:BE:78:LEU:HD12	1.87	0.56
53:BV:18:LEU:CD1	53:BV:19:LYS:H	2.18	0.56
35:BA:662:G:P	47:BP:18:ARG:HD2	2.46	0.56
39:BE:4:ILE:HD13	39:BE:28:ALA:HB1	1.87	0.56
35:BA:2512:C:H2'	35:BA:2513:G:O4'	2.05	0.56
35:BA:737:C:C2'	35:BA:738:G:H5'	2.36	0.56
10:AJ:16:LEU:HD12	10:AJ:70:ARG:CD	2.35	0.56
2:AB:31:TYR:O	2:AB:42:ILE:HG13	2.06	0.56
35:BA:1812:A:H2'	35:BA:1813:G:C8	2.39	0.56
1:AA:395:C:H5'	24:AY:340:TYR:OH	2.06	0.56
35:BA:26:G:H1'	35:BA:515:A:H61	1.71	0.56
2:AB:86:GLU:C	2:AB:88:ALA:H	2.08	0.56
4:AD:58:LEU:HD23	4:AD:58:LEU:C	2.26	0.56
1:AA:936:C:O2'	1:AA:937:A:H5'	2.05	0.56
6:AF:15:ASP:C	6:AF:17:SER:N	2.58	0.56
49:BR:92:GLY:HA2	49:BR:94:TYR:CZ	2.41	0.56
14:AN:8:GLU:O	14:AN:11:LYS:HB2	2.05	0.56
35:BA:1310:G:C2'	35:BA:1311:G:H5'	2.36	0.56
45:BN:1:MET:CE	45:BN:3:THR:OG1	2.54	0.56
1:AA:1248:A:C2'	1:AA:1249:C:H5'	2.35	0.56
41:BG:55:LYS:C	41:BG:55:LYS:HD3	2.26	0.56
52:BU:66:ASN:HD21	52:BU:76:TYR:H	1.53	0.56
35:BA:2419:U:O2'	35:BA:2420:C:H5'	2.06	0.56
43:BK:115:LEU:CD2	43:BK:126:MET:HE2	2.19	0.56
57:BZ:120:ILE:CG2	57:BZ:120:ILE:O	2.54	0.56
35:BA:2000:G:OP2	49:BR:3:HIS:HE1	1.89	0.56
41:BG:86:MET:N	41:BG:87:PRO:CD	2.69	0.56
35:BA:813:U:H2'	35:BA:814:C:C5	2.39	0.56
49:BR:76:VAL:O	49:BR:79:LEU:HB3	2.06	0.56
18:AR:58:LEU:HD12	18:AR:58:LEU:N	2.21	0.56
5:AE:76:ILE:HG13	5:AE:77:PRO:HD2	1.88	0.56
30:B5:3:LYS:HD2	30:B5:5:PRO:CD	2.33	0.56
10:AJ:47:PHE:O	10:AJ:62:HIS:HB2	2.05	0.56
56:BY:86:ARG:HB3	56:BY:88:LYS:NZ	2.16	0.56

Continued on next page...

Continued from previous page...

Atom-1	Atom-2	Interatomic distance (Å)	Clash overlap (Å)
24:AY:157:LEU:CD2	24:AY:157:LEU:H	2.12	0.56
1:AA:973:G:H1'	10:AJ:55:LYS:HZ2	1.70	0.56
24:AY:526:VAL:HB	24:AY:566:THR:HG23	1.88	0.56
35:BA:2021:C:H4'	35:BA:2022:U:OP2	2.06	0.56
1:AA:1218:C:H2'	1:AA:1219:U:C6	2.40	0.56
54:BW:6:ILE:HA	54:BW:103:ILE:O	2.05	0.56
35:BA:1374:G:H2'	35:BA:1375:C:C6	2.41	0.56
1:AA:1423:G:C5'	46:BO:49:ARG:NH2	2.68	0.56
42:BH:124:GLU:CB	42:BH:132:ARG:HG3	2.35	0.56
38:BD:136:ILE:HG22	38:BD:136:ILE:O	2.00	0.56
1:AA:1132:C:N4	1:AA:1133:G:C6	2.74	0.56
35:BA:205:G:O2'	35:BA:206:U:OP2	2.21	0.56
9:AI:126:SER:O	9:AI:128:ARG:HD2	2.06	0.56
5:AE:10:MET:CG	5:AE:32:VAL:HG22	2.36	0.56
2:AB:239:VAL:HG12	2:AB:239:VAL:O	2.04	0.56
1:AA:119:A:O2'	1:AA:120:A:OP2	2.18	0.56
1:AA:955:U:O2'	1:AA:956:U:H5'	2.06	0.56
42:BH:175:LYS:O	42:BH:176:ALA:HB3	2.05	0.56
26:B1:80:LEU:HD23	26:B1:81:LYS:H	1.69	0.56
35:BA:644:A:C2	35:BA:2369:A:H1'	2.41	0.56
47:BP:58:THR:C	47:BP:61:ARG:HE	2.07	0.56
35:BA:322:A:H3'	40:BF:169:ASN:ND2	2.20	0.56
35:BA:1344:G:H5'	35:BA:1384:A:C6	2.40	0.56
35:BA:2118:U:OP1	35:BA:2148:G:H4'	2.06	0.56
10:AJ:32:ALA:HB1	10:AJ:76:ASN:HB3	1.87	0.56
35:BA:2443:C:O2	35:BA:2443:C:H2'	2.06	0.56
35:BA:1814:G:H5'	38:BD:51:VAL:HG21	1.87	0.56
47:BP:34:GLY:O	47:BP:35:HIS:CB	2.53	0.56
42:BH:85:LYS:HE3	42:BH:145:ALA:CB	2.35	0.56
35:BA:619:G:H3'	35:BA:620:G:N2	2.20	0.56
3:AC:58:GLU:O	3:AC:59:ARG:HG3	2.06	0.56
10:AJ:47:PHE:CZ	14:AN:37:PHE:CE2	2.94	0.56
4:AD:187:ARG:NH2	4:AD:193:ASP:OD2	2.39	0.56
8:AH:6:ILE:HG21	8:AH:85:ARG:NH1	2.20	0.56
36:BB:91:C:O2'	36:BB:92:C:H5'	2.06	0.56
1:AA:1490:C:C6	1:AA:1490:C:C5'	2.89	0.56
39:BE:9:VAL:HG23	39:BE:10:GLY:N	2.21	0.56
39:BE:195:LEU:HD12	39:BE:196:VAL:N	2.21	0.56
35:BA:2175:C:H1'	37:BC:218:THR:O	2.06	0.56
9:AI:36:TYR:CD2	9:AI:37:PHE:CE2	2.94	0.56
35:BA:385:C:O2	47:BP:71:VAL:HG21	2.06	0.56

Continued on next page...

Continued from previous page...

Atom-1	Atom-2	Interatomic distance (Å)	Clash overlap (Å)
9:AI:53:VAL:C	9:AI:55:ALA:N	2.59	0.56
1:AA:100:C:H2'	1:AA:101:A:C8	2.41	0.56
35:BA:295:G:O2'	35:BA:296:C:H5'	2.06	0.56
4:AD:126:ILE:CG2	4:AD:127:THR:N	2.69	0.56
4:AD:61:LYS:HD3	4:AD:206:PHE:CE2	2.41	0.56
54:BW:9:TYR:H	54:BW:102:HIS:CD2	2.24	0.56
1:AA:22:G:O2'	1:AA:23:C:H5'	2.06	0.56
35:BA:1305:C:O2'	35:BA:1306:C:H5'	2.06	0.56
18:AR:42:ARG:O	18:AR:42:ARG:HG2	2.05	0.56
17:AQ:3:LYS:HB3	17:AQ:61:GLU:HB3	1.88	0.56
35:BA:1858:G:HO2'	35:BA:1859:A:H8	1.53	0.56
1:AA:1226:C:H5'	13:AM:96:LEU:HD11	1.88	0.56
24:AY:162:VAL:CG2	24:AY:255:ILE:HD11	2.36	0.56
24:AY:25:LYS:NZ	24:AY:86:GLY:HA2	2.21	0.56
35:BA:803:U:C2'	35:BA:804:A:H5'	2.36	0.56
12:AL:20:LYS:N	12:AL:20:LYS:HD3	2.05	0.56
27:B2:6:VAL:HG13	27:B2:59:ARG:NH1	2.20	0.56
49:BR:72:ASP:CG	49:BR:75:LEU:H	2.08	0.56
1:AA:1456:G:C2'	1:AA:1457:G:H5'	2.36	0.56
45:BN:56:ASN:HA	45:BN:125:GLY:N	2.21	0.56
54:BW:88:ARG:HB3	54:BW:92:ARG:HB3	1.88	0.56
54:BW:88:ARG:HD3	54:BW:94:ASP:OD2	2.06	0.56
4:AD:129:ASN:HD21	4:AD:145:GLU:N	1.97	0.56
13:AM:54:VAL:HG12	13:AM:58:GLU:CG	2.35	0.56
35:BA:144:C:H2'	35:BA:145:G:C8	2.41	0.56
1:AA:1284:C:H3'	1:AA:1285:A:C5'	2.35	0.56
32:B7:24:THR:C	32:B7:26:GLY:N	2.59	0.56
24:AY:499:ARG:O	24:AY:505:GLY:O	2.24	0.56
1:AA:677:U:H6	1:AA:677:U:O5'	1.89	0.56
38:BD:209:ALA:C	38:BD:210:GLY:O	2.42	0.56
35:BA:1930:G:C2'	35:BA:1931:U:OP2	2.54	0.56
1:AA:519:C:H2'	1:AA:520:A:O4'	2.06	0.56
38:BD:172:TYR:CD1	38:BD:186:HIS:HA	2.40	0.56
5:AE:42:GLY:HA3	5:AE:66:MET:HG2	1.87	0.56
55:BX:18:TYR:C	55:BX:20:GLY:H	2.09	0.56
35:BA:690:G:H2'	35:BA:691:C:C6	2.41	0.56
35:BA:1532:C:O5'	35:BA:1532:C:H6	1.87	0.56
29:B4:1:MET:SD	41:BG:98:ARG:CG	2.94	0.55
42:BH:98:LEU:HD22	42:BH:125:VAL:HG23	1.88	0.55
31:B6:37:ARG:NH2	35:BA:2286:A:H62	2.04	0.55
31:B6:5:VAL:HB	35:BA:2284:C:P	2.46	0.55

Continued on next page...

Continued from previous page...

Atom-1	Atom-2	Interatomic distance (Å)	Clash overlap (Å)
35:BA:110:G:O2'	35:BA:111:A:H5'	2.06	0.55
24:AY:25:LYS:HZ2	24:AY:86:GLY:HA2	1.71	0.55
22:AV:47:U:H3'	22:AV:48:C:C5'	2.36	0.55
10:AJ:27:ALA:HA	10:AJ:30:SER:OG	2.06	0.55
35:BA:2309:A:C2'	35:BA:2310:A:H5''	2.35	0.55
33:B8:49:VAL:O	33:B8:53:PRO:HG3	2.07	0.55
28:B3:29:ARG:HB2	28:B3:29:ARG:NH1	2.08	0.55
45:BN:21:LYS:HD2	45:BN:26:LEU:HB3	1.86	0.55
45:BN:128:HIS:CG	45:BN:128:HIS:O	2.58	0.55
35:BA:2836:U:H2'	35:BA:2837:G:C8	2.41	0.55
24:AY:341:VAL:HG13	24:AY:352:VAL:HG12	1.87	0.55
14:AN:29:ARG:CG	14:AN:29:ARG:HH11	2.17	0.55
35:BA:1669:A:H2'	35:BA:1670:C:H5'	1.87	0.55
24:AY:608:VAL:HG13	24:AY:670:VAL:O	2.05	0.55
1:AA:1347:G:H2'	1:AA:1373:G:O6	2.05	0.55
24:AY:139:MET:HE2	24:AY:167:PRO:HG3	1.87	0.55
29:B4:31:ILE:CG2	29:B4:33:VAL:HG23	2.35	0.55
1:AA:283:C:H6	1:AA:283:C:O5'	1.87	0.55
35:BA:492:A:H2'	35:BA:493:G:H5'	1.87	0.55
35:BA:2097:C:H2'	35:BA:2098:U:H6	1.72	0.55
5:AE:36:ASP:O	5:AE:37:ARG:CB	2.55	0.55
1:AA:15:G:H4'	5:AE:24:ARG:NH1	2.21	0.55
35:BA:201:C:C5	35:BA:202:U:C5	2.93	0.55
6:AF:44:GLY:HA2	6:AF:59:TYR:CE1	2.41	0.55
12:AL:119:LYS:O	12:AL:120:TYR:HB2	2.05	0.55
24:AY:367:GLU:HG2	24:AY:367:GLU:O	2.05	0.55
35:BA:2099:U:H6	35:BA:2099:U:OP2	1.90	0.55
31:B6:8:LYS:NZ	35:BA:2285:C:C5	2.58	0.55
2:AB:168:THR:CG2	2:AB:192:SER:HB3	2.25	0.55
35:BA:2869:G:O2'	35:BA:2870:C:H5'	2.06	0.55
34:B9:1:MET:N	34:B9:1:MET:SD	2.72	0.55
40:BF:63:LYS:HA	40:BF:76:GLY:O	2.06	0.55
45:BN:128:HIS:HE1	45:BN:134:ARG:HH11	1.52	0.55
56:BY:88:LYS:N	56:BY:88:LYS:HD2	2.22	0.55
47:BP:115:LEU:HD23	47:BP:115:LEU:N	2.21	0.55
1:AA:192:U:C4'	20:AT:103:GLY:HA2	2.36	0.55
48:BQ:27:VAL:H	48:BQ:137:TYR:HD2	1.55	0.55
35:BA:2115:G:N3	35:BA:2117:A:N7	2.54	0.55
35:BA:2469:A:H2	35:BA:2481:G:H21	1.54	0.55
30:B5:27:PRO:CG	54:BW:23:LEU:HD11	2.35	0.55
35:BA:841:A:H8	35:BA:841:A:H5'	1.70	0.55

Continued on next page...

Continued from previous page...

Atom-1	Atom-2	Interatomic distance (Å)	Clash overlap (Å)
42:BH:154:PRO:O	42:BH:156:ALA:N	2.39	0.55
47:BP:122:PRO:HB3	47:BP:141:ALA:CB	2.37	0.55
35:BA:1821:A:H2'	35:BA:1822:G:H8	1.71	0.55
24:AY:388:THR:HG23	24:AY:399:LEU:HD22	1.87	0.55
35:BA:68:G:H2'	35:BA:69:C:C6	2.41	0.55
1:AA:188:C:H2'	1:AA:189:G:C8	2.40	0.55
1:AA:301:G:O2'	1:AA:302:G:H5'	2.07	0.55
1:AA:1056:U:H5'	3:AC:163:ALA:CB	2.36	0.55
37:BC:15:VAL:HG23	37:BC:15:VAL:O	2.06	0.55
34:B9:22:ARG:NH2	35:BA:2741:A:OP1	2.39	0.55
12:AL:23:LYS:HE3	12:AL:89:ARG:HE	1.71	0.55
35:BA:1484:G:H2'	35:BA:1485:G:H5''	1.88	0.55
35:BA:2286:A:H4'	35:BA:2287:A:C5'	2.37	0.55
51:BT:120:ARG:O	51:BT:124:ASP:OD1	2.24	0.55
24:AY:91:THR:O	24:AY:93:GLU:N	2.40	0.55
35:BA:212:G:C4'	35:BA:212:G:C8	2.88	0.55
45:BN:46:VAL:CG1	45:BN:48:MET:CE	2.84	0.55
35:BA:448:U:O4	35:BA:583:G:H1'	2.07	0.55
40:BF:78:ILE:HG22	40:BF:83:PHE:CZ	2.41	0.55
41:BG:119:GLY:HA3	41:BG:181:ARG:N	2.20	0.55
39:BE:113:PHE:CE1	39:BE:158:GLY:HA2	2.41	0.55
9:AI:19:LEU:HD23	9:AI:61:ALA:HB2	1.87	0.55
47:BP:95:VAL:CG2	47:BP:125:VAL:HG23	2.36	0.55
55:BX:53:LYS:HD2	55:BX:55:ASN:ND2	2.21	0.55
14:AN:37:PHE:CE1	14:AN:53:LEU:HD22	2.41	0.55
35:BA:2078:C:H1'	35:BA:2434:A:H1'	1.86	0.55
24:AY:515:GLU:CD	24:AY:564:LYS:HD3	2.27	0.55
1:AA:1510:U:O2	1:AA:1526:G:C2	2.60	0.55
35:BA:2117:A:H2	35:BA:2172:U:H3	1.55	0.55
24:AY:69:VAL:HG23	24:AY:82:ILE:HG12	1.89	0.55
53:BV:64:HIS:HA	53:BV:92:THR:HA	1.86	0.55
35:BA:2020:A:H2'	35:BA:2021:C:H5''	1.86	0.55
51:BT:102:ILE:CG2	51:BT:110:ILE:HD12	2.34	0.55
51:BT:1:MET:C	51:BT:1:MET:SD	2.85	0.55
1:AA:160:A:H1'	1:AA:344:A:C8	2.42	0.55
37:BC:185:LYS:O	37:BC:186:LEU:C	2.44	0.55
57:BZ:29:TYR:CB	57:BZ:34:ASN:HB2	2.37	0.55
12:AL:89:ARG:HB2	12:AL:89:ARG:HH11	1.71	0.55
17:AQ:7:THR:O	17:AQ:23:VAL:HG13	2.05	0.55
8:AH:20:TYR:CE1	8:AH:76:PRO:HG2	2.41	0.55
50:BS:12:PHE:CD1	50:BS:12:PHE:C	2.79	0.55

Continued on next page...

Continued from previous page...

Atom-1	Atom-2	Interatomic distance (Å)	Clash overlap (Å)
51:BT:27:THR:O	51:BT:28:VAL:CG2	2.50	0.55
35:BA:2807:G:C2'	35:BA:2808:U:H5''	2.36	0.55
39:BE:59:VAL:HG21	39:BE:63:LEU:HA	1.88	0.55
35:BA:2468:G:HO2'	35:BA:2476:A:H8	1.53	0.55
48:BQ:109:VAL:CG1	48:BQ:110:THR:N	2.70	0.55
36:BB:104:U:O3'	57:BZ:72:ARG:NH1	2.40	0.55
1:AA:1529:G:H4'	1:AA:1530:G:OP2	2.06	0.55
13:AM:68:GLY:H	13:AM:71:ARG:CB	2.17	0.55
56:BY:44:ILE:O	56:BY:62:GLU:HB3	2.06	0.55
1:AA:624:C:H4'	16:AP:10:GLY:C	2.27	0.55
35:BA:654(S):G:H3'	35:BA:654(T):C:C4'	2.36	0.55
35:BA:1223:G:H5'	35:BA:1224:C:OP2	2.07	0.55
39:BE:78:LEU:C	39:BE:79:ARG:HD2	2.27	0.55
55:BX:8:ILE:CD1	55:BX:8:ILE:H	2.13	0.55
35:BA:911:A:H2'	48:BQ:9:TYR:OH	2.07	0.55
24:AY:646:PHE:O	24:AY:647:VAL:HG13	2.06	0.55
12:AL:47:LYS:CD	12:AL:48:PRO:HD3	2.34	0.55
35:BA:1052:C:N3	35:BA:1107:G:N2	2.49	0.55
24:AY:655:TYR:CZ	24:AY:659:LEU:HD23	2.41	0.55
1:AA:1074:G:O2'	1:AA:1075:C:H5'	2.05	0.55
51:BT:30:VAL:HG21	51:BT:83:ILE:HG12	1.89	0.55
35:BA:2040:C:H2'	35:BA:2041:U:H6	1.70	0.55
32:B7:28:ARG:HH11	32:B7:28:ARG:HG3	1.71	0.55
20:AT:57:ARG:NH1	20:AT:57:ARG:HB2	2.21	0.55
1:AA:522:C:H5	12:AL:53:ARG:NH2	2.05	0.55
35:BA:572:A:H2'	35:BA:573:G:O4'	2.07	0.55
35:BA:1005:C:OP2	35:BA:1011:G:H2'	2.07	0.55
35:BA:1891:G:O5'	35:BA:1891:G:H8	1.89	0.55
19:AS:40:ILE:CD1	19:AS:74:PHE:HE2	2.19	0.55
19:AS:40:ILE:HG21	19:AS:66:MET:O	2.07	0.55
1:AA:841:U:H3'	1:AA:848:C:H5'	1.87	0.55
35:BA:2653:U:O2'	42:BH:110:SER:HB3	2.07	0.55
41:BG:64:THR:HG23	41:BG:66:GLN:N	2.10	0.55
41:BG:71:THR:HG23	41:BG:90:LEU:N	2.22	0.55
1:AA:1003:G:C2'	1:AA:1004:A:H4'	2.13	0.55
55:BX:12:VAL:CG1	55:BX:27:THR:HG23	2.37	0.55
35:BA:344:G:H2'	35:BA:345:A:H8	1.72	0.55
56:BY:74:PRO:HG3	56:BY:83:THR:CG2	2.36	0.55
1:AA:1226:C:H4'	1:AA:1227:A:OP1	2.07	0.55
40:BF:99:TYR:HE2	40:BF:101:LEU:HD13	1.70	0.55
24:AY:135:PHE:CD1	24:AY:272:LEU:HD22	2.41	0.55

Continued on next page...

Continued from previous page...

Atom-1	Atom-2	Interatomic distance (Å)	Clash overlap (Å)
53:BV:35:LEU:O	53:BV:37:VAL:N	2.39	0.55
56:BY:90:LEU:HD23	56:BY:90:LEU:N	2.21	0.55
35:BA:648:G:H2'	35:BA:649:G:C8	2.41	0.55
4:AD:192:GLU:H	4:AD:192:GLU:CD	2.09	0.55
13:AM:37:THR:O	13:AM:39:ILE:HG13	2.07	0.55
13:AM:52:GLU:HA	13:AM:55:ARG:HD3	1.88	0.55
13:AM:54:VAL:HG12	13:AM:58:GLU:HG2	1.88	0.55
1:AA:1216:G:OP1	14:AN:2:ALA:HA	2.06	0.55
38:BD:161:THR:O	38:BD:162:SER:HB3	2.05	0.55
1:AA:1308:U:H5''	13:AM:98:VAL:CG2	2.36	0.55
35:BA:1493:C:C4	35:BA:2206:G:O2'	2.60	0.55
35:BA:2202:C:H2'	38:BD:151:LYS:HZ1	1.70	0.55
26:B1:58:ILE:HD11	26:B1:91:LYS:CA	2.37	0.55
50:BS:83:LYS:HG2	50:BS:105:ALA:HB3	1.88	0.55
7:AG:51:GLN:HA	7:AG:51:GLN:OE1	2.07	0.55
35:BA:2690:C:C6	35:BA:2690:C:OP2	2.59	0.55
24:AY:498:ILE:O	24:AY:498:ILE:HG13	2.06	0.55
35:BA:271(D):G:H1	35:BA:271(T):C:H42	1.54	0.55
40:BF:157:VAL:HG22	40:BF:194:MET:HA	1.89	0.55
24:AY:137:ASN:HD21	24:AY:263:ALA:CB	2.19	0.55
24:AY:87:HIS:O	24:AY:88:VAL:C	2.44	0.55
36:BB:49:C:OP1	50:BS:96:GLY:HA3	2.07	0.55
42:BH:37:VAL:HG12	42:BH:38:SER:H	1.71	0.55
45:BN:23:LEU:CB	45:BN:60:ILE:HG21	2.36	0.55
30:B5:55:ARG:C	30:B5:55:ARG:HD3	2.27	0.55
1:AA:1505:G:C8	1:AA:1505:G:H5''	2.41	0.55
1:AA:1324:A:H2'	1:AA:1325:C:H6	1.71	0.55
35:BA:1516:C:H2'	35:BA:1517:G:H5''	1.85	0.55
3:AC:60:ALA:O	3:AC:61:ALA:HB2	2.07	0.55
35:BA:2840:C:H5''	49:BR:53:HIS:HD2	1.69	0.55
47:BP:84:ASN:N	47:BP:84:ASN:HD22	2.05	0.55
35:BA:1336:A:OP2	55:BX:64:LYS:HE3	2.07	0.55
35:BA:1336:A:P	55:BX:64:LYS:HE3	2.47	0.55
4:AD:194:LEU:HB3	4:AD:196:LEU:HD13	1.88	0.55
8:AH:109:ILE:HD11	8:AH:120:THR:CG2	2.36	0.55
41:BG:15:VAL:HG22	41:BG:175:LEU:O	2.06	0.55
53:BV:13:ARG:CG	53:BV:13:ARG:NH1	2.58	0.55
39:BE:101:ARG:CB	39:BE:201:THR:HG21	2.37	0.55
36:BB:114:C:O2'	50:BS:46:VAL:HG13	2.06	0.55
35:BA:2687:U:C4	35:BA:2688:U:C5	2.95	0.55
40:BF:26:ALA:O	40:BF:27:GLU:CG	2.55	0.55

Continued on next page...

Continued from previous page...

Atom-1	Atom-2	Interatomic distance (Å)	Clash overlap (Å)
1:AA:1342:C:H1'	9:AI:124:GLN:HG3	1.89	0.55
1:AA:96:U:O2'	1:AA:97:G:H8	1.88	0.55
29:B4:31:ILE:HG22	29:B4:31:ILE:O	2.06	0.55
3:AC:137:ALA:HA	3:AC:140:ARG:NH2	2.21	0.55
35:BA:2507:C:H2'	35:BA:2508:G:H8	1.71	0.55
46:BO:26:LYS:HB3	46:BO:30:ALA:CB	2.37	0.55
35:BA:1461:G:H2'	35:BA:1462:C:H6	1.71	0.55
35:BA:1232:G:H2'	35:BA:1233:C:C6	2.42	0.55
1:AA:603:U:H2'	1:AA:604:G:C8	2.41	0.55
5:AE:152:ARG:HA	8:AH:64:LYS:HZ3	1.71	0.55
56:BY:95:LYS:HD3	56:BY:101:LYS:H	1.70	0.55
35:BA:769:G:H5'	35:BA:1379:A:N6	2.21	0.55
35:BA:2454:G:H2'	35:BA:2455:G:C5'	2.36	0.55
40:BF:132:VAL:HG22	40:BF:133:ASN:H	1.72	0.55
35:BA:322:A:C3'	40:BF:169:ASN:HD21	2.20	0.55
35:BA:285:C:H2'	35:BA:286:C:H5'	1.88	0.55
41:BG:131:TYR:CE2	41:BG:133:LEU:HB3	2.42	0.55
35:BA:941:A:H4'	47:BP:35:HIS:CE1	2.41	0.55
47:BP:95:VAL:HA	47:BP:99:LEU:HD23	1.89	0.55
45:BN:22:THR:O	45:BN:25:ARG:HB2	2.07	0.55
46:BO:86:ILE:N	46:BO:86:ILE:HD12	2.22	0.55
1:AA:1325:C:C2	1:AA:1326:C:C5	2.95	0.55
24:AY:438:PHE:HB2	24:AY:452:SER:O	2.06	0.55
25:B0:20:ARG:CD	25:B0:20:ARG:H	2.15	0.55
45:BN:91:LEU:CD2	45:BN:98:VAL:HG21	2.37	0.55
35:BA:1389:G:H2'	35:BA:1390:U:C6	2.41	0.55
55:BX:57:LEU:CD1	55:BX:57:LEU:N	2.69	0.55
1:AA:1318:A:C1'	19:AS:37:ARG:HH21	2.19	0.55
1:AA:1423:G:OP1	46:BO:49:ARG:NH2	2.39	0.55
47:BP:71:VAL:N	47:BP:72:PRO:CD	2.70	0.55
24:AY:620:VAL:O	24:AY:624:LEU:HD13	2.05	0.55
19:AS:24:ALA:O	19:AS:25:LYS:HB2	2.05	0.55
38:BD:129:ASN:O	38:BD:193:VAL:HG12	2.07	0.55
1:AA:278:G:O4'	1:AA:282:A:H1'	2.06	0.55
35:BA:2652:C:H2'	35:BA:2652:C:O2	2.06	0.55
39:BE:119:ARG:HG2	39:BE:160:TYR:HB2	1.89	0.55
45:BN:1:MET:HE1	45:BN:3:THR:OG1	2.06	0.55
1:AA:1109:C:C2'	1:AA:1110:A:H5'	2.37	0.55
35:BA:246:C:H2'	35:BA:247:G:H5'	1.89	0.55
56:BY:2:ARG:N	56:BY:4:LYS:HG2	2.21	0.55
35:BA:2346:A:H1'	35:BA:2383:G:N9	2.22	0.55

Continued on next page...

Continued from previous page...

Atom-1	Atom-2	Interatomic distance (Å)	Clash overlap (Å)
47:BP:59:LEU:HA	47:BP:61:ARG:CD	2.37	0.55
24:AY:121:VAL:HA	24:AY:124:GLN:HE22	1.72	0.55
35:BA:2787:C:C2	39:BE:61:ARG:HD3	2.42	0.55
35:BA:2811:G:O2'	35:BA:2812:G:H5'	2.06	0.55
48:BQ:63:LYS:NZ	57:BZ:175:VAL:HG21	2.21	0.55
33:B8:10:ALA:O	33:B8:14:VAL:HG12	2.06	0.55
41:BG:125:PHE:HB3	41:BG:166:ASP:HB3	1.88	0.55
47:BP:100:LEU:HA	47:BP:103:ALA:HB3	1.88	0.55
47:BP:97:PRO:O	47:BP:98:GLU:CB	2.55	0.55
4:AD:92:VAL:O	4:AD:96:LEU:HD22	2.07	0.55
1:AA:129(A):G:O2'	1:AA:189(F):U:C2'	2.51	0.55
25:B0:49:LYS:HG3	25:B0:80:HIS:ND1	2.21	0.55
10:AJ:58:ASP:O	10:AJ:59:SER:C	2.45	0.55
24:AY:603:GLU:HB2	24:AY:604:PRO:HD2	1.88	0.55
45:BN:65:LYS:HZ3	45:BN:65:LYS:HA	1.72	0.55
39:BE:177:PRO:HG2	39:BE:178:GLU:H	1.72	0.55
1:AA:489:C:H2'	1:AA:490:G:H8	1.71	0.55
35:BA:848:G:C2	35:BA:933:A:H1'	2.42	0.55
3:AC:5:ILE:N	3:AC:5:ILE:CD1	2.69	0.55
24:AY:171:GLU:HG3	24:AY:172:ASP:H	1.71	0.55
35:BA:2861:G:C4	35:BA:2862:G:C8	2.95	0.55
5:AE:11:ILE:HG22	5:AE:12:LEU:N	2.21	0.55
46:BO:34:THR:O	46:BO:35:VAL:C	2.45	0.55
35:BA:1499:C:C2'	35:BA:1500:G:H5'	2.37	0.55
21:AU:6:ARG:HH21	21:AU:15:ARG:NH2	2.05	0.55
1:AA:311:C:O2'	1:AA:312:C:H5'	2.06	0.55
37:BC:4:HIS:ND1	37:BC:8:TYR:HE2	2.02	0.55
1:AA:1334:G:H5'	1:AA:1335:C:OP2	2.06	0.55
56:BY:56:PRO:O	56:BY:57:GLN:HB2	2.05	0.55
29:B4:9:LEU:HD13	29:B4:26:SER:O	2.07	0.55
7:AG:38:LEU:O	7:AG:42:ILE:HG13	2.07	0.55
31:B6:10:LEU:HB3	33:B8:34:TRP:CD1	2.42	0.55
57:BZ:120:ILE:O	57:BZ:121:HIS:HB2	2.06	0.55
51:BT:117:ASP:OD2	51:BT:120:ARG:HG3	2.06	0.55
40:BF:198:ALA:O	40:BF:201:VAL:HG12	2.06	0.55
40:BF:43:LYS:HA	40:BF:98:SER:CB	2.37	0.55
24:AY:87:HIS:NE2	24:AY:120:THR:OG1	2.40	0.55
36:BB:104:U:C5'	36:BB:104:U:H6	2.18	0.55
35:BA:2000:G:O2'	35:BA:2001:A:H5'	2.07	0.55
30:B5:45:VAL:HG22	30:B5:51:TYR:CE2	2.42	0.55
47:BP:47:ASP:HB3	47:BP:48:PRO:CA	2.37	0.55

Continued on next page...

Continued from previous page...

Atom-1	Atom-2	Interatomic distance (Å)	Clash overlap (Å)
30:B5:55:ARG:NH2	49:BR:33:ARG:CD	2.66	0.55
43:BK:10:LEU:HD12	43:BK:57:ILE:CD1	2.37	0.55
35:BA:1771:C:HO2'	35:BA:1786:A:H8	1.54	0.55
7:AG:78:ARG:HH12	7:AG:79:ARG:NE	1.98	0.55
24:AY:334:THR:HG23	24:AY:370:LYS:HA	1.89	0.55
35:BA:2298:A:H62	35:BA:2318:G:H8	1.55	0.55
1:AA:191:G:C4	20:AT:105:SER:HB3	2.41	0.55
1:AA:191:G:N3	20:AT:105:SER:HB3	2.21	0.55
8:AH:41:ARG:HG2	8:AH:41:ARG:O	2.06	0.55
35:BA:1314:C:OP1	35:BA:1315:C:OP2	2.25	0.55
10:AJ:63:PHE:N	10:AJ:63:PHE:CD2	2.73	0.55
2:AB:231:GLU:HG3	2:AB:232:PRO:O	2.07	0.55
35:BA:2556:C:H2'	35:BA:2557:G:O4'	2.06	0.55
19:AS:5:LEU:HG	19:AS:10:PHE:HD1	1.72	0.55
56:BY:51:VAL:C	56:BY:53:PRO:HD2	2.28	0.55
1:AA:1347:G:H3'	9:AI:108:VAL:O	2.07	0.55
7:AG:64:GLN:HG2	7:AG:128:ALA:HB1	1.88	0.55
20:AT:50:GLU:HB3	20:AT:99:LEU:CB	2.37	0.55
2:AB:236:TYR:CD2	2:AB:239:VAL:HG21	2.42	0.55
35:BA:680:G:H2'	35:BA:681:G:C8	2.41	0.55
42:BH:175:LYS:O	42:BH:176:ALA:CB	2.54	0.55
26:B1:58:ILE:HD11	26:B1:91:LYS:HA	1.87	0.55
1:AA:684:A:H2'	1:AA:685:G:C8	2.42	0.55
35:BA:2895:U:H3'	35:BA:2895:U:H6	1.71	0.55
53:BV:82:ARG:O	53:BV:83:ARG:HD3	2.07	0.55
40:BF:46:ARG:HH11	40:BF:46:ARG:HG3	1.71	0.55
1:AA:57:G:H2'	1:AA:58:C:C6	2.42	0.55
1:AA:106:C:C2'	1:AA:107:G:H5'	2.37	0.55
35:BA:1485:G:H1'	35:BA:1505:C:N4	2.16	0.55
35:BA:1502:C:H2'	35:BA:1503:U:C6	2.42	0.55
35:BA:83:G:O2'	35:BA:84:A:OP1	2.25	0.55
31:B6:9:LEU:CD2	31:B6:26:ASN:HD22	2.19	0.55
31:B6:7:ILE:O	31:B6:27:LYS:HD3	2.07	0.55
40:BF:132:VAL:O	40:BF:138:GLU:OE1	2.25	0.55
56:BY:13:VAL:O	56:BY:24:VAL:HA	2.07	0.55
35:BA:136:G:H2'	35:BA:137:C:H6	1.71	0.55
57:BZ:144:LEU:HD11	57:BZ:150:LEU:HD22	1.88	0.55
34:B9:29:ASN:N	34:B9:29:ASN:HD22	1.97	0.55
49:BR:55:ALA:CB	49:BR:79:LEU:HD11	2.36	0.55
43:BK:29:GLN:O	43:BK:59:ILE:HD12	2.06	0.55
56:BY:54:LYS:HE2	56:BY:55:TYR:HE1	1.71	0.55

Continued on next page...

Continued from previous page...

Atom-1	Atom-2	Interatomic distance (Å)	Clash overlap (Å)
19:AS:65:ASN:HA	29:B4:48:ARG:NH1	2.22	0.55
47:BP:146:VAL:O	47:BP:148:LEU:N	2.40	0.55
1:AA:1299:A:C2	1:AA:1301:U:N3	2.75	0.55
8:AH:120:THR:O	8:AH:121:ASP:C	2.42	0.55
39:BE:103:ASP:CG	39:BE:201:THR:HA	2.27	0.55
39:BE:202:LYS:CD	39:BE:202:LYS:N	2.69	0.55
24:AY:606:MET:HE2	24:AY:671:MET:CE	2.36	0.55
24:AY:603:GLU:C	24:AY:676:TYR:HD1	2.09	0.55
35:BA:1285:G:C2'	35:BA:1286:A:H5'	2.35	0.55
43:BK:136:VAL:HG13	43:BK:136:VAL:O	2.07	0.55
35:BA:1819:A:H1'	35:BA:1821:A:C6	2.42	0.55
1:AA:1190:G:OP1	3:AC:5:ILE:HD12	2.07	0.55
57:BZ:20:ARG:HH11	57:BZ:20:ARG:CB	2.19	0.55
6:AF:91:VAL:CG1	6:AF:92:LYS:N	2.70	0.55
5:AE:11:ILE:HD12	5:AE:31:LEU:HD13	1.88	0.55
12:AL:110:VAL:CG2	12:AL:120:TYR:HB3	2.37	0.55
35:BA:2239:G:H5'	38:BD:251:GLY:HA3	1.87	0.55
1:AA:415:A:H2'	1:AA:416:G:C8	2.42	0.55
17:AQ:13:ASP:CB	17:AQ:19:VAL:HG12	2.37	0.55
31:B6:42:TRP:HA	31:B6:42:TRP:CE3	2.43	0.54
31:B6:13:CYS:HB3	31:B6:49:HIS:HB3	1.89	0.54
35:BA:965:C:C4'	35:BA:2273:A:H1'	2.36	0.54
26:B1:76:ARG:HH22	26:B1:95:LEU:CD1	2.20	0.54
35:BA:803:U:O2'	35:BA:804:A:H5'	2.06	0.54
28:B3:17:LYS:HZ3	28:B3:20:LYS:HE3	1.73	0.54
35:BA:260:G:H1'	35:BA:621:A:H1'	1.88	0.54
37:BC:132:LEU:HB3	37:BC:138:LEU:N	2.21	0.54
46:BO:63:VAL:HG23	46:BO:64:ARG:HG3	1.89	0.54
1:AA:769:G:H4'	1:AA:1513:A:H4'	1.89	0.54
54:BW:107:LEU:N	54:BW:107:LEU:CD1	2.66	0.54
13:AM:37:THR:HG21	13:AM:56:LEU:HA	1.89	0.54
35:BA:848:G:H3'	35:BA:849:A:C8	2.42	0.54
51:BT:5:ALA:O	51:BT:7:ILE:N	2.40	0.54
48:BQ:35:VAL:HG22	48:BQ:36:ALA:N	2.22	0.54
35:BA:709:U:H2'	35:BA:710:G:C8	2.41	0.54
4:AD:127:THR:HA	4:AD:132:ARG:HA	1.89	0.54
24:AY:505:GLY:HA3	24:AY:576:ASP:OD1	2.07	0.54
15:AO:18:PHE:CD1	15:AO:18:PHE:C	2.80	0.54
1:AA:268:C:O2	1:AA:268:C:H2'	2.05	0.54
3:AC:130:VAL:O	3:AC:134:ILE:HG13	2.07	0.54
39:BE:51:PHE:N	39:BE:74:PRO:HG3	2.22	0.54

Continued on next page...

Continued from previous page...

Atom-1	Atom-2	Interatomic distance (Å)	Clash overlap (Å)
35:BA:1865:G:C3'	35:BA:1866:C:H5''	2.37	0.54
1:AA:1202:G:C2	14:AN:42:ILE:HG21	2.42	0.54
27:B2:17:SER:HB2	27:B2:18:PRO:HD2	1.89	0.54
1:AA:1038:C:H2'	1:AA:1039:C:C6	2.42	0.54
35:BA:769:G:O2'	35:BA:770:G:H5'	2.06	0.54
31:B6:5:VAL:CG2	35:BA:2283:C:OP1	2.55	0.54
24:AY:435:ASP:OD1	58:AY:701:FUA:H192	2.07	0.54
35:BA:676:A:H1'	35:BA:2443:C:H1'	1.88	0.54
1:AA:1128:C:C3'	1:AA:1129:C:H5''	2.36	0.54
35:BA:2030:A:H4'	35:BA:2031:A:H8	1.72	0.54
25:B0:21:LEU:HD22	25:B0:39:ARG:O	2.07	0.54
49:BR:117:VAL:CG1	49:BR:118:GLU:N	2.69	0.54
11:AK:124:LYS:HB3	11:AK:125:PHE:HD1	1.72	0.54
1:AA:1017:G:H2'	1:AA:1018:C:C6	2.41	0.54
51:BT:50:ILE:CG1	51:BT:102:ILE:HD11	2.37	0.54
51:BT:50:ILE:HA	51:BT:99:LEU:HD11	1.89	0.54
35:BA:338:G:O2'	35:BA:339:U:H5'	2.07	0.54
23:AX:17:U:O2'	23:AX:18:G:H5'	2.08	0.54
35:BA:2170:A:H5''	37:BC:135:ARG:NH2	2.22	0.54
1:AA:288:A:H2'	1:AA:289:G:H4'	1.88	0.54
35:BA:2695:C:H2'	35:BA:2696:U:C6	2.42	0.54
1:AA:745:C:H2'	1:AA:746:A:C8	2.43	0.54
7:AG:29:LYS:CB	7:AG:105:VAL:HG21	2.37	0.54
3:AC:77:ILE:HG22	3:AC:77:ILE:O	2.06	0.54
35:BA:1155:A:O3'	52:BU:55:ARG:NH1	2.41	0.54
35:BA:85:G:H2'	35:BA:86:C:H5'	1.90	0.54
35:BA:2344:U:O2'	35:BA:2345:G:H5''	2.07	0.54
40:BF:192:LEU:C	40:BF:192:LEU:CD2	2.74	0.54
45:BN:45:ASN:N	45:BN:45:ASN:HD22	1.91	0.54
42:BH:169:VAL:HG13	42:BH:170:ARG:H	1.72	0.54
35:BA:1902:C:H2'	35:BA:1903:G:O4'	2.07	0.54
51:BT:33:LYS:HE2	51:BT:43:GLN:OE1	2.08	0.54
3:AC:16:ARG:HD3	3:AC:17:ASP:N	2.21	0.54
26:B1:44:PRO:HB2	26:B1:46:LEU:CD1	2.36	0.54
47:BP:127:ALA:O	47:BP:148:LEU:HD11	2.07	0.54
47:BP:112:LEU:H	47:BP:128:HIS:HD2	1.54	0.54
39:BE:1:MET:HB2	39:BE:83:ASP:O	2.07	0.54
35:BA:1947:C:H2'	35:BA:1948:G:C5'	2.36	0.54
5:AE:145:LYS:O	5:AE:149:GLU:HG2	2.07	0.54
35:BA:2116:G:N7	35:BA:2117:A:C5	2.75	0.54
35:BA:2713:A:C3'	35:BA:2714:G:H5'	2.37	0.54

Continued on next page...

Continued from previous page...

Atom-1	Atom-2	Interatomic distance (Å)	Clash overlap (Å)
42:BH:105:LEU:CD2	42:BH:105:LEU:N	2.70	0.54
27:B2:48:HIS:ND1	35:BA:95:G:O2'	2.39	0.54
9:AI:81:ILE:O	9:AI:85:LEU:HG	2.07	0.54
11:AK:59:TYR:CE2	11:AK:63:LEU:HD11	2.41	0.54
25:B0:25:ARG:HD2	25:B0:29:GLN:NE2	2.22	0.54
35:BA:2791:C:H5	35:BA:2801(A):A:H62	1.54	0.54
1:AA:141:A:H1'	1:AA:182:U:C2	2.43	0.54
1:AA:1294:G:C2'	1:AA:1295:G:H5'	2.36	0.54
24:AY:485:GLU:HB2	24:AY:560:VAL:HA	1.90	0.54
4:AD:126:ILE:HG22	4:AD:127:THR:N	2.21	0.54
1:AA:1378:C:C5	1:AA:1379:G:C8	2.95	0.54
35:BA:1310:G:H2'	35:BA:1311:G:H5'	1.90	0.54
32:B7:48:LYS:NZ	35:BA:125:G:H21	2.06	0.54
1:AA:826:C:H2'	1:AA:827:U:H6	1.71	0.54
49:BR:51:LEU:H	49:BR:51:LEU:HD12	1.72	0.54
43:BK:120:LEU:HA	43:BK:123:ALA:HB3	1.87	0.54
43:BK:105:LEU:CD2	43:BK:120:LEU:HD13	2.38	0.54
1:AA:1238:A:C8	1:AA:1303:C:H1'	2.43	0.54
56:BY:17:SER:HB3	56:BY:71:LYS:HD2	1.88	0.54
24:AY:218:GLU:O	24:AY:221:ALA:HB3	2.07	0.54
35:BA:2807:G:H3'	35:BA:2808:U:C5'	2.34	0.54
42:BH:169:VAL:HG22	42:BH:170:ARG:N	2.20	0.54
23:AX:13:A:H2'	23:AX:14:A:H5''	1.88	0.54
50:BS:98:VAL:C	50:BS:100:ALA:N	2.60	0.54
42:BH:42:ARG:HH11	42:BH:42:ARG:HG3	1.72	0.54
30:B5:44:THR:HG22	30:B5:45:VAL:N	2.19	0.54
25:B0:38:VAL:HG12	25:B0:39:ARG:N	2.22	0.54
35:BA:2328:A:H8	35:BA:2328:A:O5'	1.89	0.54
35:BA:194:G:H2'	35:BA:195:A:O4'	2.08	0.54
3:AC:59:ARG:HG3	3:AC:64:VAL:HA	1.90	0.54
1:AA:1366:C:H2'	1:AA:1367:C:C6	2.42	0.54
48:BQ:8:LYS:HB2	48:BQ:9:TYR:CD1	2.42	0.54
13:AM:35:GLU:CG	13:AM:36:LYS:N	2.70	0.54
39:BE:30:PRO:O	39:BE:32:PRO:HD3	2.07	0.54
35:BA:545:C:H2'	35:BA:547:A:C5'	2.36	0.54
42:BH:105:LEU:N	42:BH:105:LEU:HD23	2.22	0.54
51:BT:99:LEU:HB3	51:BT:101:PHE:HE1	1.72	0.54
50:BS:17:ARG:O	50:BS:20:ARG:HG2	2.07	0.54
35:BA:214:G:H1'	35:BA:216:A:HO2'	1.72	0.54
32:B7:34:ARG:HH12	32:B7:39:ARG:CD	2.20	0.54
3:AC:136:GLN:C	3:AC:138:VAL:N	2.57	0.54

Continued on next page...

Continued from previous page...

Atom-1	Atom-2	Interatomic distance (Å)	Clash overlap (Å)
46:BO:17:ARG:HB2	46:BO:45:GLU:HG3	1.90	0.54
8:AH:64:LYS:HD2	8:AH:79:VAL:HG21	1.88	0.54
1:AA:778:G:H1'	11:AK:119:CYS:HB3	1.90	0.54
30:B5:13:LYS:NZ	35:BA:517:C:OP2	2.37	0.54
2:AB:160:ASP:O	2:AB:161:ALA:HB2	2.06	0.54
7:AG:97:GLN:O	7:AG:98:SER:C	2.45	0.54
35:BA:2131:G:N7	35:BA:2133:G:N2	2.56	0.54
31:B6:15:GLU:OE2	31:B6:20:ASN:ND2	2.41	0.54
31:B6:54:ILE:HD13	35:BA:2420:C:H4'	1.90	0.54
1:AA:1321:C:C5'	1:AA:1322:C:H5''	2.37	0.54
2:AB:19:HIS:O	2:AB:20:GLU:O	2.26	0.54
40:BF:187:VAL:CG1	47:BP:7:ARG:HH22	2.18	0.54
24:AY:415:PRO:HG3	24:AY:421:GLN:HG2	1.90	0.54
24:AY:428:LEU:HD13	24:AY:440:VAL:CG1	2.24	0.54
41:BG:82:LEU:CD1	41:BG:87:PRO:CB	2.85	0.54
35:BA:943:U:OP2	47:BP:38:GLN:OE1	2.25	0.54
35:BA:2259:G:O2'	35:BA:2260:C:H5'	2.07	0.54
30:B5:7:PRO:HA	35:BA:2615:U:C2	2.43	0.54
1:AA:703:G:C2'	1:AA:704:A:OP2	2.55	0.54
24:AY:34:TYR:HD2	24:AY:35:TYR:CE2	2.25	0.54
36:BB:68:C:O2'	36:BB:69:G:H5'	2.08	0.54
35:BA:1774:C:H6	35:BA:1774:C:O5'	1.89	0.54
47:BP:83:VAL:H	47:BP:115:LEU:CD2	2.21	0.54
54:BW:36:LEU:H	54:BW:36:LEU:HD23	1.66	0.54
43:BK:17:ALA:HB3	43:BK:38:VAL:CG2	2.38	0.54
6:AF:35:ALA:O	6:AF:36:ARG:C	2.44	0.54
49:BR:7:GLY:O	49:BR:8:ARG:CB	2.52	0.54
37:BC:30:VAL:O	37:BC:33:LEU:N	2.40	0.54
30:B5:27:PRO:CD	54:BW:23:LEU:HD11	2.38	0.54
37:BC:48:LEU:HD12	37:BC:48:LEU:H	1.72	0.54
35:BA:1853:A:H2'	35:BA:1854:A:C8	2.42	0.54
35:BA:1759:A:C5'	35:BA:2715:C:H1'	2.36	0.54
1:AA:98:G:C2'	1:AA:99:U:H5'	2.37	0.54
38:BD:23:GLU:HA	38:BD:23:GLU:OE1	2.08	0.54
1:AA:395:C:C4'	24:AY:340:TYR:OH	2.55	0.54
20:AT:75:ASN:HD22	20:AT:75:ASN:H	1.56	0.54
35:BA:1967:C:C2'	35:BA:1968:G:H5'	2.38	0.54
45:BN:120:LEU:HD13	45:BN:121:LYS:N	2.23	0.54
16:AP:60:LEU:HD21	16:AP:66:PRO:HD3	1.89	0.54
35:BA:1274:A:N3	35:BA:1297:C:H1'	2.22	0.54
1:AA:1248:A:H2'	1:AA:1249:C:H5'	1.90	0.54

Continued on next page...

Continued from previous page...

Atom-1	Atom-2	Interatomic distance (Å)	Clash overlap (Å)
35:BA:438:G:H2'	35:BA:440:G:H8	1.73	0.54
2:AB:185:ILE:CG2	2:AB:199:TYR:HB2	2.18	0.54
31:B6:11:LEU:HG	31:B6:26:ASN:HD21	1.73	0.54
31:B6:27:LYS:HB3	31:B6:30:THR:CG2	2.36	0.54
35:BA:344:G:H2'	35:BA:345:A:C8	2.43	0.54
24:AY:180:VAL:HG23	24:AY:181:LEU:N	2.19	0.54
35:BA:2307:G:C2	35:BA:2308:G:H5''	2.43	0.54
50:BS:27:SER:HA	50:BS:88:ASP:HB3	1.89	0.54
35:BA:2747:G:H21	35:BA:2757:A:H62	1.54	0.54
35:BA:782:A:C2	38:BD:226:MET:HG2	2.42	0.54
38:BD:229:VAL:HG23	38:BD:230:ASP:N	2.21	0.54
5:AE:91:LEU:HD13	5:AE:120:THR:CG2	2.37	0.54
38:BD:165:ILE:HD13	38:BD:175:LEU:CD2	2.36	0.54
35:BA:1678:G:H22	35:BA:1989:G:H22	1.56	0.54
35:BA:2122:U:H4'	37:BC:167:ASP:HB3	1.89	0.54
35:BA:2039:C:O2'	35:BA:2040:C:H5'	2.07	0.54
48:BQ:42:ILE:HD12	48:BQ:42:ILE:N	2.23	0.54
1:AA:418:C:H2'	1:AA:419:C:C6	2.42	0.54
1:AA:1058:G:H2'	1:AA:1059:C:C6	2.43	0.54
35:BA:308:G:O2'	56:BY:19:LYS:HE3	2.08	0.54
8:AH:1:MET:N	8:AH:1:MET:CE	2.70	0.54
8:AH:1:MET:O	8:AH:2:LEU:O	2.24	0.54
1:AA:509:A:H2	1:AA:543:C:H1'	1.73	0.54
52:BU:79:PHE:CE1	52:BU:83:LEU:HD11	2.43	0.54
35:BA:2870:C:H2'	35:BA:2871:C:H6	1.73	0.54
24:AY:20:HIS:CD2	24:AY:117:GLN:HB3	2.42	0.54
39:BE:59:VAL:CG1	39:BE:60:ASN:N	2.71	0.54
24:AY:431:LEU:HD22	24:AY:466:LEU:CD1	2.34	0.54
48:BQ:108:GLY:O	48:BQ:109:VAL:HG23	2.08	0.54
42:BH:52:VAL:O	42:BH:52:VAL:CG1	2.52	0.54
16:AP:59:TRP:O	16:AP:62:VAL:HG22	2.07	0.54
35:BA:2845:G:O5'	35:BA:2845:G:H8	1.91	0.54
11:AK:122:LYS:O	11:AK:124:LYS:N	2.40	0.54
11:AK:125:PHE:N	11:AK:125:PHE:CD1	2.74	0.54
1:AA:963:G:H21	10:AJ:55:LYS:CD	2.20	0.54
1:AA:1524:C:H2'	1:AA:1525:G:C8	2.43	0.54
24:AY:463:VAL:O	24:AY:467:LYS:HB3	2.07	0.54
35:BA:1036:G:OP2	42:BH:59:ARG:NH1	2.40	0.54
1:AA:489:C:H2'	1:AA:490:G:C8	2.42	0.54
51:BT:99:LEU:HB2	51:BT:101:PHE:HE1	1.72	0.54
41:BG:163:ALA:HB1	41:BG:168:GLU:HB2	1.90	0.54

Continued on next page...

Continued from previous page...

Atom-1	Atom-2	Interatomic distance (Å)	Clash overlap (Å)
24:AY:225:GLU:O	24:AY:228:MET:HB3	2.08	0.54
46:BO:49:ARG:N	46:BO:49:ARG:HD3	2.23	0.54
35:BA:1682:G:O2'	35:BA:1683:C:H5'	2.08	0.54
1:AA:1134:G:N2	1:AA:1141:C:C2	2.75	0.54
28:B3:43:ILE:O	28:B3:47:VAL:HG23	2.08	0.54
35:BA:654(L):G:C2'	35:BA:654(M):C:H4'	2.37	0.54
35:BA:1820:U:C2	38:BD:202:LYS:HG2	2.43	0.54
20:AT:69:GLY:O	20:AT:73:HIS:NE2	2.40	0.54
24:AY:573:HIS:HD2	24:AY:576:ASP:H	1.56	0.54
57:BZ:17:ALA:O	57:BZ:21:ALA:HB2	2.07	0.54
3:AC:134:ILE:HD11	3:AC:153:VAL:HG23	1.89	0.54
57:BZ:119:GLU:O	57:BZ:119:GLU:HG3	2.07	0.54
55:BX:59:VAL:HG12	55:BX:59:VAL:O	2.07	0.54
35:BA:250:G:H2'	35:BA:251:A:C8	2.43	0.54
22:AV:23:C:O2'	22:AV:24:U:H5'	2.07	0.54
41:BG:62:LEU:HD12	41:BG:62:LEU:N	2.22	0.54
24:AY:546:ILE:HG12	24:AY:590:ILE:HG12	1.90	0.54
40:BF:152:GLU:OE1	40:BF:191:ARG:HD2	2.08	0.54
35:BA:274:G:O2'	35:BA:275:G:H5''	2.07	0.54
35:BA:606:U:H5'	35:BA:607:U:OP2	2.08	0.54
24:AY:20:HIS:N	24:AY:121:VAL:HG11	2.23	0.54
24:AY:259:PHE:CE2	24:AY:275:ALA:HB2	2.43	0.54
3:AC:50:ALA:O	3:AC:70:VAL:CG1	2.55	0.54
50:BS:66:ALA:HB1	50:BS:97:ARG:O	2.08	0.54
40:BF:9:ILE:HG12	40:BF:14:PRO:C	2.28	0.54
35:BA:2329:G:H2'	35:BA:2330:G:H8	1.73	0.54
35:BA:2103:C:N4	35:BA:2186:G:H1	2.06	0.54
35:BA:1786:A:H2	35:BA:2606:C:H1'	1.73	0.54
1:AA:178:C:C2'	1:AA:179:A:H5'	2.37	0.54
3:AC:13:GLY:HA3	14:AN:57:ARG:NH2	2.23	0.54
1:AA:1381:U:C5	1:AA:1382:C:C5	2.96	0.54
55:BX:47:PHE:O	55:BX:49:VAL:HG13	2.08	0.54
35:BA:2223:G:H2'	35:BA:2224:G:C5'	2.36	0.54
35:BA:693:C:H2'	35:BA:694:U:C6	2.43	0.54
3:AC:140:ARG:HG3	3:AC:140:ARG:NH1	2.22	0.54
42:BH:89:ILE:HD13	42:BH:94:TYR:HB3	1.90	0.54
24:AY:247:ARG:HG2	24:AY:251:ILE:HD11	1.90	0.54
1:AA:748:C:O2'	1:AA:749:C:H6	1.91	0.54
49:BR:92:GLY:HA2	49:BR:94:TYR:CE1	2.43	0.54
29:B4:8:LYS:O	29:B4:9:LEU:CB	2.56	0.54
52:BU:47:TYR:HE2	53:BV:74:LYS:HZ2	1.54	0.54

Continued on next page...

Continued from previous page...

Atom-1	Atom-2	Interatomic distance (Å)	Clash overlap (Å)
1:AA:1004:A:H61	1:AA:1034:G:C2'	2.14	0.54
50:BS:12:PHE:HD1	50:BS:12:PHE:C	2.12	0.54
31:B6:16:CYS:SG	31:B6:48:VAL:HG21	2.48	0.54
35:BA:2347:C:H2'	35:BA:2348:U:C6	2.43	0.54
35:BA:1080:C:O2'	35:BA:1081:U:H5'	2.08	0.54
24:AY:415:PRO:O	24:AY:420:ASP:HB2	2.08	0.54
35:BA:364:C:C2'	35:BA:365:C:H5''	2.38	0.54
36:BB:49:C:H2'	36:BB:50:G:C8	2.43	0.54
47:BP:95:VAL:O	47:BP:96:THR:HG23	2.08	0.54
57:BZ:71:VAL:HG13	57:BZ:86:VAL:CG1	2.38	0.54
17:AQ:46:ASP:OD1	17:AQ:51:TYR:HD1	1.91	0.54
14:AN:47:LEU:O	14:AN:50:LYS:N	2.41	0.54
56:BY:59:GLY:O	56:BY:60:PHE:HB2	2.08	0.54
1:AA:1250:A:H5'	9:AI:67:GLY:HA2	1.89	0.54
39:BE:38:THR:CB	39:BE:41:LYS:HG2	2.34	0.54
34:B9:17:ILE:HG21	34:B9:19:ARG:HE	1.73	0.54
51:BT:53:ARG:O	51:BT:59:THR:HB	2.08	0.54
35:BA:1847:A:H5'	35:BA:1848:A:C8	2.43	0.54
1:AA:1277:C:C3'	1:AA:1277:C:C6	2.91	0.54
1:AA:1277:C:H3'	1:AA:1277:C:C6	2.43	0.54
4:AD:14:ARG:C	4:AD:16:GLY:N	2.60	0.54
24:AY:379:GLY:O	24:AY:380:LEU:HB2	2.07	0.54
48:BQ:36:ALA:HA	48:BQ:129:THR:HG22	1.90	0.54
11:AK:58:PRO:HA	11:AK:90:GLY:CA	2.36	0.54
35:BA:1578:U:O2	35:BA:1578:U:C2'	2.56	0.54
40:BF:6:VAL:H	40:BF:125:LEU:HD21	1.73	0.54
1:AA:521:G:O2'	1:AA:522:C:H5'	2.08	0.54
35:BA:15:G:H2'	35:BA:16:G:H8	1.71	0.54
35:BA:223:A:C4	35:BA:422:A:C8	2.96	0.54
1:AA:812:C:HO2'	1:AA:813:U:P	2.29	0.54
27:B2:18:PRO:HG2	27:B2:19:VAL:HG23	1.90	0.54
35:BA:1276:A:H5''	35:BA:1276:A:H8	1.72	0.54
35:BA:600:G:H2'	35:BA:601:C:C6	2.43	0.54
1:AA:1351:U:O4'	7:AG:33:ASP:HB3	2.08	0.54
56:BY:28:LYS:CB	56:BY:37:VAL:HB	2.17	0.54
33:B8:13:ARG:HH12	47:BP:59:LEU:HG	1.71	0.54
35:BA:2453:A:OP1	35:BA:2573:C:H5	1.91	0.54
56:BY:76:CYS:O	56:BY:99:CYS:SG	2.66	0.54
27:B2:69:ARG:CG	27:B2:70:GLN:N	2.71	0.54
10:AJ:23:ILE:O	10:AJ:23:ILE:HG22	2.08	0.54
25:B0:43:THR:HG22	35:BA:2331:G:O2'	2.08	0.54

Continued on next page...

Continued from previous page...

Atom-1	Atom-2	Interatomic distance (Å)	Clash overlap (Å)
49:BR:63:ARG:HA	49:BR:80:PHE:CZ	2.42	0.54
9:AI:9:ARG:HG2	9:AI:14:VAL:HA	1.90	0.54
13:AM:15:VAL:HA	13:AM:18:ALA:HB3	1.89	0.54
26:B1:64:ALA:HA	26:B1:67:ILE:CG1	2.37	0.54
7:AG:80:VAL:HG11	7:AG:85:TYR:HD1	1.73	0.54
57:BZ:81:ARG:O	57:BZ:81:ARG:HG3	2.08	0.54
24:AY:343:ASN:C	24:AY:343:ASN:ND2	2.60	0.54
4:AD:155:LEU:O	4:AD:156:GLU:C	2.46	0.54
48:BQ:55:VAL:CG1	48:BQ:56:ARG:N	2.70	0.54
12:AL:47:LYS:CB	12:AL:48:PRO:CD	2.81	0.54
51:BT:106:SER:O	51:BT:107:ASP:HB3	2.08	0.54
51:BT:50:ILE:HD12	51:BT:50:ILE:N	2.23	0.54
18:AR:74:ARG:HD3	18:AR:81:PHE:HD2	1.72	0.54
1:AA:1347:G:H2'	1:AA:1373:G:C6	2.43	0.54
35:BA:2224:G:H4'	35:BA:2226:C:C2	2.43	0.54
36:BB:52:A:O2'	36:BB:53:A:C8	2.55	0.54
20:AT:73:HIS:H	20:AT:76:ALA:CB	2.21	0.54
35:BA:492:A:H2'	35:BA:493:G:C5'	2.37	0.54
41:BG:164:GLU:C	41:BG:165:THR:HG23	2.28	0.54
35:BA:2255:G:H2'	35:BA:2256:G:O4'	2.08	0.54
16:AP:50:LYS:O	16:AP:51:VAL:CG2	2.56	0.54
49:BR:18:LEU:HD21	49:BR:22:ARG:CZ	2.38	0.54
1:AA:811:C:H4'	1:AA:900:A:N6	2.22	0.54
1:AA:893:C:H2'	1:AA:894:G:H8	1.72	0.54
29:B4:2:LYS:CG	36:BB:44:G:OP2	2.57	0.53
29:B4:2:LYS:CB	36:BB:40:U:O4	2.57	0.53
41:BG:153:ARG:HB3	41:BG:153:ARG:NH1	2.22	0.53
56:BY:94:LYS:HG3	56:BY:102:CYS:SG	2.47	0.53
2:AB:44:LEU:HA	2:AB:47:THR:OG1	2.07	0.53
56:BY:74:PRO:HG3	56:BY:83:THR:HG22	1.89	0.53
24:AY:250:THR:O	24:AY:253:LEU:N	2.34	0.53
24:AY:257:PRO:HB2	24:AY:259:PHE:HE1	1.72	0.53
57:BZ:115:GLY:HA2	57:BZ:177:PRO:CD	2.33	0.53
42:BH:85:LYS:C	42:BH:85:LYS:HD3	2.28	0.53
24:AY:688:ILE:N	24:AY:688:ILE:CD1	2.71	0.53
35:BA:1142(A):A:O2'	35:BA:1143:A:H2'	2.09	0.53
3:AC:90:GLU:CA	3:AC:93:LYS:HB3	2.37	0.53
35:BA:2328:A:H2'	35:BA:2329:G:C8	2.43	0.53
14:AN:41:ARG:CG	14:AN:41:ARG:NH1	2.70	0.53
35:BA:732:C:O2'	35:BA:733:G:H5'	2.08	0.53
24:AY:16:GLY:HA3	24:AY:101:LEU:CD1	2.39	0.53

Continued on next page...

Continued from previous page...

Atom-1	Atom-2	Interatomic distance (Å)	Clash overlap (Å)
35:BA:2872:G:C2	35:BA:2873:A:N6	2.76	0.53
1:AA:1089:G:O2'	1:AA:1090:U:H5'	2.07	0.53
35:BA:123:G:H2'	35:BA:124:G:O4'	2.08	0.53
38:BD:206:LEU:HD23	38:BD:211:ARG:CG	2.39	0.53
40:BF:6:VAL:O	40:BF:6:VAL:HG12	2.07	0.53
35:BA:1198:U:H2'	35:BA:1198:U:O2	2.09	0.53
35:BA:464:U:H2'	35:BA:465:G:O4'	2.08	0.53
35:BA:182:A:O2'	35:BA:183:C:H5'	2.08	0.53
35:BA:611:C:H2'	35:BA:612:C:H6	1.73	0.53
1:AA:960:U:C5	1:AA:1225:A:C8	2.96	0.53
24:AY:434:GLU:O	24:AY:435:ASP:HB2	2.08	0.53
10:AJ:32:ALA:CB	10:AJ:76:ASN:HB3	2.38	0.53
41:BG:125:PHE:HZ	41:BG:173:LEU:HD12	1.73	0.53
47:BP:97:PRO:O	47:BP:98:GLU:HB3	2.08	0.53
37:BC:115:VAL:HG12	37:BC:145:THR:HG23	1.90	0.53
35:BA:1773:A:H2'	35:BA:1774:C:H5'	1.91	0.53
42:BH:67:LEU:O	42:BH:71:LEU:HD12	2.08	0.53
39:BE:82:ARG:HG3	39:BE:83:ASP:N	2.18	0.53
39:BE:103:ASP:OD2	39:BE:168:MET:HE2	2.08	0.53
4:AD:162:LEU:HD11	4:AD:181:MET:CG	2.36	0.53
48:BQ:56:ARG:HE	48:BQ:56:ARG:HA	1.72	0.53
35:BA:409:C:O2'	35:BA:410:G:H5'	2.08	0.53
57:BZ:153:SER:HB2	57:BZ:167:PRO:HB3	1.90	0.53
4:AD:112:VAL:HG12	4:AD:116:GLN:OE1	2.08	0.53
20:AT:82:SER:O	20:AT:86:ARG:HB2	2.07	0.53
35:BA:688:U:H2'	35:BA:689:A:H8	1.73	0.53
35:BA:1221:C:O2'	35:BA:1221(A):C:H5'	2.08	0.53
2:AB:238:LEU:O	2:AB:239:VAL:C	2.46	0.53
1:AA:830:G:O2'	1:AA:831:U:H5'	2.08	0.53
30:B5:10:LYS:HB2	35:BA:2017:U:O2	2.08	0.53
45:BN:78:TYR:N	45:BN:78:TYR:CD1	2.76	0.53
35:BA:1047:G:O2'	35:BA:1110:G:N2	2.37	0.53
24:AY:401:SER:O	24:AY:403:GLU:HG3	2.07	0.53
29:B4:25:TYR:O	29:B4:26:SER:HB3	2.09	0.53
52:BU:83:LEU:N	52:BU:83:LEU:CD1	2.70	0.53
52:BU:95:LEU:O	52:BU:98:LEU:HG	2.07	0.53
1:AA:697:U:H2'	1:AA:698:G:C5'	2.16	0.53
56:BY:7:VAL:HG11	56:BY:8:LYS:HE3	1.91	0.53
1:AA:946:A:H3'	1:AA:947:G:C8	2.43	0.53
24:AY:230:LYS:NZ	24:AY:230:LYS:CB	2.72	0.53
38:BD:61:LEU:HB3	38:BD:63:ARG:HH12	1.73	0.53

Continued on next page...

Continued from previous page...

Atom-1	Atom-2	Interatomic distance (Å)	Clash overlap (Å)
19:AS:13:ASP:O	19:AS:15:LEU:N	2.42	0.53
19:AS:42:PRO:C	19:AS:43:GLU:CG	2.75	0.53
35:BA:1145:C:H2'	35:BA:1146:C:H6	1.70	0.53
25:B0:40:GLN:HE22	25:B0:43:THR:CA	2.21	0.53
13:AM:77:ASN:O	13:AM:80:ARG:N	2.36	0.53
57:BZ:56:VAL:CG1	57:BZ:57:ILE:N	2.72	0.53
24:AY:607:ARG:O	24:AY:671:MET:HA	2.08	0.53
57:BZ:42:VAL:CG1	57:BZ:43:GLU:H	2.18	0.53
48:BQ:59:ARG:CA	57:BZ:180:VAL:HG23	2.34	0.53
39:BE:26:ILE:HD12	39:BE:198:VAL:HG21	1.90	0.53
48:BQ:130:LYS:NZ	57:BZ:80:ARG:HH11	2.06	0.53
38:BD:155:LEU:HD23	38:BD:177:LEU:CD2	2.39	0.53
1:AA:987:G:O2'	1:AA:988:G:H5'	2.08	0.53
1:AA:1165:C:C4	1:AA:1166:G:N7	2.76	0.53
3:AC:94:LEU:O	3:AC:94:LEU:HD12	2.08	0.53
2:AB:82:ARG:HG3	2:AB:82:ARG:NH1	2.22	0.53
35:BA:588:U:H2'	35:BA:589:C:C6	2.44	0.53
37:BC:4:HIS:ND1	37:BC:8:TYR:CE2	2.77	0.53
35:BA:1843:C:O2'	38:BD:256:GLY:O	2.26	0.53
4:AD:76:ARG:HG2	4:AD:76:ARG:HH11	1.73	0.53
35:BA:1565:C:H2'	38:BD:21:PHE:CE2	2.43	0.53
38:BD:4:LYS:NZ	38:BD:20:ASP:HA	2.24	0.53
35:BA:695:G:N2	35:BA:696:G:H1'	2.23	0.53
35:BA:301:G:C4	35:BA:302:C:C5	2.97	0.53
51:BT:65:LYS:CE	51:BT:65:LYS:HA	2.38	0.53
24:AY:252:ASP:N	24:AY:252:ASP:OD2	2.41	0.53
40:BF:81:PRO:O	40:BF:83:PHE:N	2.42	0.53
33:B8:51:ALA:N	33:B8:53:PRO:HD2	2.23	0.53
49:BR:87:TYR:O	49:BR:89:ASP:N	2.39	0.53
35:BA:655:A:H1'	35:BA:656:G:C1'	2.38	0.53
39:BE:200:GLU:N	39:BE:200:GLU:OE1	2.41	0.53
35:BA:2317:C:O2'	35:BA:2318:G:H5'	2.09	0.53
24:AY:407:PRO:HB3	24:AY:452:SER:OG	2.08	0.53
35:BA:1334:G:O2'	35:BA:1335:U:H5'	2.08	0.53
6:AF:36:ARG:NH1	6:AF:36:ARG:CB	2.67	0.53
4:AD:98:GLU:HG3	4:AD:189:PRO:HG3	1.89	0.53
35:BA:226:G:C4'	35:BA:227:A:OP1	2.54	0.53
35:BA:391:G:O2'	35:BA:392:C:H5'	2.08	0.53
37:BC:65:LEU:HD13	37:BC:189:ASN:ND2	2.23	0.53
57:BZ:153:SER:O	57:BZ:155:LEU:HD23	2.08	0.53
35:BA:2794:C:H42	35:BA:2801(A):A:H61	1.55	0.53

Continued on next page...

Continued from previous page...

Atom-1	Atom-2	Interatomic distance (Å)	Clash overlap (Å)
38:BD:26:LYS:O	38:BD:27:THR:CG2	2.56	0.53
24:AY:485:GLU:CB	24:AY:560:VAL:HG22	2.38	0.53
29:B4:39:CYS:O	29:B4:40:HIS:CB	2.57	0.53
20:AT:73:HIS:O	20:AT:74:LYS:C	2.47	0.53
35:BA:693:C:H2'	35:BA:694:U:H6	1.74	0.53
38:BD:17:THR:O	38:BD:211:ARG:NH2	2.41	0.53
38:BD:206:LEU:CD2	38:BD:211:ARG:HG2	2.38	0.53
22:AV:62:C:H2'	22:AV:63:G:O4'	2.07	0.53
35:BA:1169:G:H1	35:BA:1180:C:H42	1.56	0.53
50:BS:51:ALA:CB	50:BS:73:LEU:HB2	2.38	0.53
1:AA:636:U:H2'	1:AA:637:G:C8	2.44	0.53
12:AL:110:VAL:HG23	12:AL:120:TYR:HB3	1.91	0.53
35:BA:1322:A:OP1	54:BW:11:ARG:HG3	2.07	0.53
22:AV:49:G:H1	22:AV:65:C:H42	1.55	0.53
1:AA:823:G:H2'	1:AA:824:C:C6	2.44	0.53
57:BZ:54:HIS:HE1	57:BZ:123:ASP:OD2	1.90	0.53
9:AI:73:GLN:O	9:AI:76:ALA:N	2.39	0.53
45:BN:41:ASP:C	52:BU:64:ARG:HH12	2.12	0.53
52:BU:62:ILE:HG23	52:BU:76:TYR:CE2	2.44	0.53
50:BS:12:PHE:O	50:BS:14:VAL:N	2.40	0.53
35:BA:2810:A:H2'	39:BE:61:ARG:HH21	1.73	0.53
57:BZ:107:THR:HG23	57:BZ:111:VAL:CB	2.38	0.53
36:BB:48:A:H2'	36:BB:49:C:H6	1.70	0.53
35:BA:2147:G:H2'	35:BA:2148:G:C4'	2.39	0.53
42:BH:41:MET:HE2	42:BH:43:VAL:CG1	2.39	0.53
47:BP:29:LYS:HB3	47:BP:34:GLY:H	1.74	0.53
35:BA:1141:U:H5''	45:BN:63:THR:CG2	2.38	0.53
10:AJ:47:PHE:CD2	14:AN:44:LEU:HD21	2.42	0.53
55:BX:7:VAL:CG1	55:BX:8:ILE:HD12	2.37	0.53
35:BA:564:C:O2'	35:BA:565:C:H5'	2.09	0.53
24:AY:101:LEU:HD12	24:AY:103:GLY:O	2.07	0.53
35:BA:953:A:H2'	35:BA:954:G:C8	2.44	0.53
4:AD:154:ASN:CG	4:AD:154:ASN:O	2.47	0.53
4:AD:17:VAL:HG12	4:AD:17:VAL:O	2.08	0.53
2:AB:114:ARG:NH1	2:AB:118:LEU:HD21	2.22	0.53
3:AC:10:PHE:CZ	3:AC:178:LEU:HD11	2.43	0.53
1:AA:1284:C:O5'	1:AA:1284:C:H6	1.91	0.53
3:AC:101:LEU:HD23	3:AC:102:ASN:N	2.23	0.53
1:AA:1479:C:H2'	1:AA:1480:G:C8	2.40	0.53
23:AX:16:A:H2'	23:AX:17:U:H6	1.74	0.53
1:AA:1378:C:OP1	7:AG:7:ALA:HB3	2.08	0.53

Continued on next page...

Continued from previous page...

Atom-1	Atom-2	Interatomic distance (Å)	Clash overlap (Å)
35:BA:817:C:H2'	35:BA:818:G:O4'	2.08	0.53
38:BD:28:GLU:CD	38:BD:28:GLU:N	2.62	0.53
47:BP:32:THR:HG22	47:BP:37:GLY:HA2	1.88	0.53
35:BA:2107:C:H42	35:BA:2182:G:H1	1.56	0.53
35:BA:429:A:C2	35:BA:430:G:C2	2.96	0.53
12:AL:117:ARG:HH22	12:AL:124:LYS:HB2	1.72	0.53
41:BG:68:PRO:CA	41:BG:92:VAL:CG1	2.83	0.53
43:BK:103:GLN:C	43:BK:106:GLU:HG2	2.29	0.53
1:AA:1237:C:H2'	1:AA:1336:C:C5	2.43	0.53
56:BY:14:LEU:HD12	56:BY:15:VAL:H	1.73	0.53
24:AY:89:ASP:OD2	24:AY:89:ASP:N	2.42	0.53
57:BZ:115:GLY:CA	57:BZ:177:PRO:HD3	2.35	0.53
41:BG:82:LEU:C	41:BG:82:LEU:HD23	2.29	0.53
40:BF:66:PRO:O	40:BF:67:GLN:HB3	2.09	0.53
9:AI:3:GLN:NE2	9:AI:20:ARG:NH2	2.57	0.53
30:B5:44:THR:HG23	49:BR:101:ALA:N	2.24	0.53
35:BA:1024:G:H8	35:BA:1024:G:O5'	1.92	0.53
16:AP:8:ARG:CB	16:AP:28:ARG:HH12	2.21	0.53
16:AP:7:ALA:O	16:AP:17:TYR:HA	2.09	0.53
16:AP:9:PHE:CE2	16:AP:18:ARG:NE	2.77	0.53
38:BD:44:ASN:HB2	38:BD:49:ILE:HA	1.87	0.53
24:AY:487:ILE:HB	24:AY:597:GLY:O	2.08	0.53
30:B5:48:GLU:O	30:B5:49:CYS:SG	2.66	0.53
27:B2:38:GLN:NE2	27:B2:44:LEU:HB2	2.23	0.53
1:AA:164:U:H2'	1:AA:165:C:C6	2.43	0.53
19:AS:49:ILE:O	19:AS:60:VAL:HG12	2.08	0.53
51:BT:102:ILE:HG13	51:BT:103:ARG:N	2.24	0.53
1:AA:345:C:O2'	1:AA:346:G:N2	2.42	0.53
35:BA:2105:C:N4	35:BA:2184:G:H1	2.06	0.53
24:AY:655:TYR:HD2	24:AY:669:PHE:CE2	2.26	0.53
55:BX:47:PHE:CD2	55:BX:89:ILE:HG21	2.43	0.53
35:BA:2200:C:H42	35:BA:2223:G:H1	1.55	0.53
35:BA:1810:A:H2'	35:BA:1811:G:O4'	2.09	0.53
39:BE:152:LYS:HG3	39:BE:153:GLY:H	1.74	0.53
1:AA:1424:C:O5'	1:AA:1424:C:H6	1.91	0.53
35:BA:723:G:H2'	35:BA:724:U:H6	1.72	0.53
20:AT:54:LYS:HA	20:AT:57:ARG:HH22	1.72	0.53
49:BR:18:LEU:HD21	49:BR:22:ARG:NE	2.23	0.53
47:BP:75:ILE:N	47:BP:75:ILE:HD12	2.23	0.53
7:AG:116:ALA:O	7:AG:120:ILE:HG12	2.07	0.53
41:BG:44:GLY:O	41:BG:47:LYS:HD2	2.08	0.53

Continued on next page...

Continued from previous page...

Atom-1	Atom-2	Interatomic distance (Å)	Clash overlap (Å)
35:BA:1748:G:H2'	35:BA:1749:A:O4'	2.08	0.53
35:BA:1844:C:O2'	35:BA:1845:G:H5'	2.08	0.53
24:AY:210:ARG:O	24:AY:214:GLU:HG2	2.09	0.53
35:BA:2820:A:O4'	49:BR:5:LYS:HG3	2.09	0.53
35:BA:1515:G:H2'	35:BA:1516:C:C6	2.43	0.53
50:BS:28:VAL:HG12	50:BS:29:PHE:N	2.20	0.53
35:BA:1788:C:H2'	35:BA:1789:A:H8	1.72	0.53
35:BA:1314:C:H2'	35:BA:1315:C:H6	1.74	0.53
35:BA:910:A:H62	48:BQ:12:GLN:HA	1.74	0.53
35:BA:848:G:H5''	35:BA:928:G:H22	1.74	0.53
1:AA:439:A:H2'	1:AA:441:A:H5'	1.90	0.53
35:BA:1398:C:H2'	35:BA:1399:C:H6	1.72	0.53
51:BT:80:SER:CB	51:BT:81:PRO:HD3	2.35	0.53
40:BF:18:ARG:HG2	40:BF:19:GLU:N	2.24	0.53
2:AB:31:TYR:HE1	2:AB:200:ILE:HD12	1.74	0.53
35:BA:2219:G:O2'	35:BA:2220:G:H5'	2.08	0.53
35:BA:852:G:H2'	35:BA:853:G:H8	1.74	0.53
35:BA:1799:G:H5'	35:BA:1819:A:H61	1.73	0.53
35:BA:2408:U:H6	35:BA:2408:U:O5'	1.90	0.53
35:BA:614(A):U:H4'	35:BA:614(B):G:C5'	2.38	0.53
35:BA:523:C:H3'	35:BA:523:C:H6	1.74	0.53
1:AA:961:U:O2	1:AA:983:A:H2'	2.08	0.53
57:BZ:27:VAL:O	57:BZ:27:VAL:HG13	2.08	0.53
35:BA:2783:G:C2	35:BA:2784:C:C2	2.97	0.53
20:AT:94:ALA:O	20:AT:95:ALA:HB3	2.09	0.53
35:BA:654(P):C:H2'	35:BA:654(Q):C:H5'	1.91	0.53
5:AE:12:LEU:HD12	5:AE:31:LEU:HB3	1.90	0.53
53:BV:82:ARG:HD2	53:BV:82:ARG:N	2.24	0.53
16:AP:50:LYS:C	16:AP:51:VAL:HG23	2.28	0.53
35:BA:1252:G:N3	52:BU:33:ARG:HD2	2.23	0.53
8:AH:50:ARG:HG2	8:AH:50:ARG:NH1	2.24	0.53
49:BR:44:LEU:HD13	49:BR:44:LEU:C	2.29	0.53
38:BD:79:VAL:O	38:BD:113:VAL:HG13	2.08	0.53
1:AA:902:G:H2'	1:AA:903:G:H8	1.74	0.53
54:BW:86:LEU:HD12	54:BW:87:PRO:N	2.24	0.53
35:BA:271(C):C:H2'	35:BA:271(D):G:C8	2.44	0.53
31:B6:18:ARG:O	31:B6:20:ASN:ND2	2.42	0.53
31:B6:15:GLU:CD	31:B6:44:ARG:CZ	2.77	0.53
56:BY:15:VAL:HG12	56:BY:17:SER:H	1.74	0.53
41:BG:116:ASP:O	41:BG:117:PHE:HB3	2.09	0.53
35:BA:2723:C:H5''	49:BR:2:ARG:NH1	2.23	0.53

Continued on next page...

Continued from previous page...

Atom-1	Atom-2	Interatomic distance (Å)	Clash overlap (Å)
37:BC:139:PRO:HA	37:BC:145:THR:CG2	2.39	0.53
46:BO:19:ILE:HD12	46:BO:41:ALA:HB3	1.90	0.53
36:BB:64:C:O2'	36:BB:65:C:H5'	2.09	0.53
8:AH:6:ILE:O	8:AH:9:MET:N	2.42	0.53
35:BA:733:G:O5'	35:BA:733:G:C8	2.50	0.53
24:AY:512:ILE:HD12	24:AY:589:ALA:HB1	1.90	0.53
2:AB:114:ARG:HH11	2:AB:118:LEU:CD2	2.22	0.53
14:AN:12:ARG:C	14:AN:14:PRO:HD3	2.29	0.53
35:BA:214:G:H2'	35:BA:215:G:O4'	2.08	0.53
35:BA:2656:U:N3	35:BA:2665:A:H2	2.07	0.53
35:BA:1079:C:O2	43:BK:129:GLY:HA3	2.09	0.53
32:B7:6:GLN:O	35:BA:686:G:H1'	2.08	0.53
49:BR:50:HIS:CE1	49:BR:54:LEU:HD13	2.44	0.53
52:BU:29:SER:OG	52:BU:30:LYS:HE2	2.08	0.53
13:AM:4:ILE:HG22	13:AM:5:ALA:N	2.24	0.53
1:AA:421:U:O2	1:AA:421:U:H2'	2.08	0.53
51:BT:64:ARG:HH11	51:BT:64:ARG:HG2	1.74	0.53
35:BA:963:U:H2'	35:BA:964:C:C6	2.44	0.53
35:BA:2466:C:O2'	35:BA:2467:C:H5'	2.09	0.53
35:BA:1635:G:H2'	35:BA:1636:C:C6	2.44	0.53
17:AQ:59:ILE:HG23	17:AQ:71:PHE:HB3	1.91	0.53
1:AA:38:G:C2	1:AA:397:A:C2	2.97	0.53
29:B4:2:LYS:HB2	36:BB:40:U:C4	2.44	0.53
36:BB:40:U:H5''	36:BB:41:U:OP2	2.09	0.53
35:BA:925:C:C3'	35:BA:926:A:H5''	2.39	0.53
35:BA:2392:A:C8	47:BP:60:MET:HB3	2.43	0.53
43:BK:112:MET:HE2	43:BK:120:LEU:HD21	1.89	0.53
34:B9:4:ARG:NH1	35:BA:2477:C:N4	2.56	0.53
38:BD:35:LYS:HG3	38:BD:63:ARG:CG	2.38	0.53
42:BH:68:THR:O	42:BH:70:THR:N	2.42	0.53
35:BA:252:G:O2'	35:BA:253:C:H5'	2.09	0.53
47:BP:33:ARG:O	47:BP:34:GLY:O	2.27	0.53
5:AE:6:PHE:CD1	5:AE:6:PHE:N	2.74	0.53
40:BF:10:PRO:HD2	40:BF:13:SER:O	2.09	0.53
35:BA:1839:G:H2'	35:BA:1839:G:N3	2.24	0.53
42:BH:84:SER:OG	42:BH:85:LYS:N	2.42	0.53
24:AY:688:ILE:O	24:AY:688:ILE:CG2	2.50	0.53
25:B0:40:GLN:NE2	25:B0:44:ARG:N	2.57	0.53
49:BR:118:GLU:HA	49:BR:118:GLU:OE1	2.08	0.53
15:AO:83:GLU:C	15:AO:85:LEU:N	2.62	0.53
35:BA:1658:C:OP1	39:BE:132:HIS:O	2.27	0.53

Continued on next page...

Continued from previous page...

Atom-1	Atom-2	Interatomic distance (Å)	Clash overlap (Å)
5:AE:101:ILE:CD1	5:AE:119:LEU:HA	2.36	0.53
45:BN:128:HIS:CE1	45:BN:134:ARG:HH11	2.27	0.53
45:BN:15:LEU:O	45:BN:136:GLU:HA	2.09	0.53
1:AA:1365:G:O2'	1:AA:1366:C:H5'	2.09	0.53
1:AA:1250:A:C2	1:AA:1251:A:C4	2.97	0.53
35:BA:1947:C:H2'	35:BA:1948:G:H8	1.74	0.53
53:BV:22:VAL:O	53:BV:23:GLU:HB2	2.09	0.53
1:AA:1472:U:H2'	1:AA:1473:A:C8	2.44	0.53
57:BZ:137:ILE:O	57:BZ:137:ILE:HG22	2.07	0.53
35:BA:2200:C:H2'	35:BA:2200:C:O2	2.07	0.53
35:BA:850:C:O2'	35:BA:851:U:H5'	2.09	0.53
28:B3:46:ASN:O	28:B3:49:LYS:N	2.41	0.53
35:BA:796:C:H2'	35:BA:797:C:C6	2.43	0.53
24:AY:600:VAL:HG13	24:AY:600:VAL:O	2.08	0.53
12:AL:53:ARG:NH1	12:AL:92:ASP:OD2	2.41	0.53
57:BZ:26:GLY:O	57:BZ:27:VAL:HB	2.08	0.53
48:BQ:46:GLN:HG2	48:BQ:126:PRO:HD3	1.91	0.53
19:AS:40:ILE:HD11	19:AS:74:PHE:HE2	1.74	0.53
1:AA:417:C:H2'	1:AA:418:C:C6	2.43	0.53
23:AX:19:U:H2'	23:AX:20:U:C6	2.44	0.53
35:BA:307:G:H8	35:BA:307:G:O5'	1.91	0.53
24:AY:363:ARG:HG3	24:AY:363:ARG:HH11	1.74	0.53
1:AA:539:A:H2'	1:AA:540:G:C8	2.44	0.53
52:BU:49:HIS:C	52:BU:52:ARG:HB2	2.29	0.53
52:BU:92:ARG:NH2	53:BV:11:GLN:H	2.07	0.53
1:AA:1004:A:H5'	1:AA:1025:U:N3	2.24	0.53
31:B6:51:GLU:HG2	31:B6:52:VAL:H	1.74	0.53
31:B6:52:VAL:HG13	31:B6:53:LYS:N	2.24	0.53
35:BA:2348:U:C2'	35:BA:2349:G:C5'	2.87	0.53
24:AY:221:ALA:HB3	44:BL:80:LEU:CD2	2.39	0.53
24:AY:468:ARG:HB3	24:AY:469:GLU:OE2	2.09	0.53
42:BH:41:MET:SD	42:BH:53:GLU:C	2.88	0.53
52:BU:8:VAL:CG2	52:BU:12:ARG:HE	2.21	0.53
33:B8:50:LEU:HG	33:B8:51:ALA:N	2.24	0.53
15:AO:65:ARG:HD2	15:AO:65:ARG:H	1.74	0.53
47:BP:41:ARG:HB3	47:BP:41:ARG:HH11	1.70	0.53
46:BO:104:ARG:C	46:BO:106:LEU:H	2.12	0.53
5:AE:76:ILE:CG1	5:AE:77:PRO:HD2	2.39	0.53
50:BS:36:TYR:CD1	50:BS:36:TYR:N	2.77	0.53
39:BE:47:VAL:HG12	39:BE:48:GLN:H	1.73	0.53
35:BA:2051:A:H2'	35:BA:2578:G:O5'	2.09	0.53

Continued on next page...

Continued from previous page...

Atom-1	Atom-2	Interatomic distance (Å)	Clash overlap (Å)
35:BA:2736:G:O2'	35:BA:2737:G:H5'	2.09	0.53
24:AY:606:MET:O	24:AY:646:PHE:HA	2.09	0.53
4:AD:17:VAL:O	4:AD:18:LYS:O	2.27	0.53
35:BA:2712:U:H2'	35:BA:2713:A:H5'	1.90	0.53
54:BW:6:ILE:CG1	54:BW:104:THR:HG23	2.38	0.53
26:B1:5:CYS:O	26:B1:9:GLY:HA2	2.09	0.53
51:BT:10:VAL:O	51:BT:12:SER:N	2.43	0.53
1:AA:1026:G:C3'	1:AA:1027:C:H5'	2.39	0.53
47:BP:13:ASN:O	47:BP:14:LYS:CB	2.56	0.53
18:AR:46:GLU:HA	18:AR:46:GLU:OE2	2.09	0.53
51:BT:29:ARG:HE	51:BT:84:GLN:HG3	1.74	0.53
35:BA:1683:C:O2'	35:BA:1684:C:H5'	2.09	0.53
35:BA:852:G:H2'	35:BA:853:G:C8	2.44	0.53
38:BD:155:LEU:O	38:BD:156:ALA:HB3	2.09	0.53
53:BV:67:GLY:O	53:BV:88:ARG:HD2	2.08	0.53
37:BC:28:ARG:HG2	37:BC:183:PRO:CB	2.39	0.53
35:BA:2663:G:O2'	35:BA:2664:G:H5'	2.09	0.53
35:BA:635:C:O2'	35:BA:639:U:OP1	2.26	0.53
45:BN:57:ALA:N	45:BN:124:ALA:HA	2.24	0.53
1:AA:1161:C:H2'	1:AA:1162:C:H6	1.74	0.53
35:BA:742:G:O2'	35:BA:743:G:H5'	2.09	0.53
12:AL:50:SER:O	12:AL:51:ALA:HB2	2.08	0.53
29:B4:10:VAL:HG23	29:B4:11:PRO:CD	2.38	0.52
55:BX:12:VAL:HG12	55:BX:27:THR:C	2.29	0.52
26:B1:30:VAL:H	35:BA:2396:G:H4'	1.72	0.52
31:B6:15:GLU:HG2	31:B6:16:CYS:N	2.23	0.52
31:B6:48:VAL:CG2	31:B6:49:HIS:H	2.17	0.52
35:BA:2394:C:C4	35:BA:2395:C:C5	2.97	0.52
2:AB:165:VAL:CG2	2:AB:166:ASP:N	2.63	0.52
56:BY:14:LEU:HD12	56:BY:15:VAL:N	2.24	0.52
56:BY:97:ARG:HG3	56:BY:97:ARG:NH1	2.19	0.52
3:AC:72:LYS:HE3	3:AC:72:LYS:C	2.29	0.52
57:BZ:141:VAL:HG12	57:BZ:142:SER:N	2.24	0.52
10:AJ:78:ASN:HB2	10:AJ:81:THR:HG23	1.91	0.52
52:BU:8:VAL:HG22	52:BU:12:ARG:HG3	1.91	0.52
35:BA:665:C:O2'	35:BA:666:G:H5'	2.09	0.52
35:BA:833:U:OP1	47:BP:45:LEU:HD21	2.10	0.52
46:BO:107:ARG:O	46:BO:112:MET:HE1	2.09	0.52
1:AA:1521:G:H2'	1:AA:1522:U:C6	2.44	0.52
1:AA:703:G:O2'	1:AA:704:A:OP2	2.27	0.52
13:AM:72:ALA:O	13:AM:73:GLU:C	2.46	0.52

Continued on next page...

Continued from previous page...

Atom-1	Atom-2	Interatomic distance (Å)	Clash overlap (Å)
26:B1:44:PRO:O	26:B1:46:LEU:HD13	2.09	0.52
50:BS:49:VAL:CG1	50:BS:50:SER:H	2.12	0.52
24:AY:337:SER:HA	24:AY:355:LEU:CD2	2.39	0.52
14:AN:23:ARG:CD	14:AN:28:GLY:O	2.52	0.52
35:BA:954:G:H4'	48:BQ:13:GLN:HE22	1.74	0.52
1:AA:409:G:H1	1:AA:433:C:H42	1.57	0.52
39:BE:8:LYS:O	39:BE:193:GLY:N	2.33	0.52
38:BD:146:GLU:HB2	38:BD:189:CYS:HB3	1.90	0.52
35:BA:877:U:C2'	35:BA:878:A:H5''	2.39	0.52
7:AG:44:TYR:HA	7:AG:47:CYS:SG	2.50	0.52
35:BA:2552:U:C2	35:BA:2554:U:C5'	2.92	0.52
28:B3:27:GLY:C	28:B3:28:LEU:HD23	2.29	0.52
1:AA:1478:C:H2'	1:AA:1479:C:C6	2.44	0.52
35:BA:2628:C:H5''	35:BA:2629:A:H5''	1.90	0.52
32:B7:8:ASN:HD22	32:B7:9:ARG:H	1.56	0.52
35:BA:1328:G:C8	35:BA:1328:G:O5'	2.60	0.52
35:BA:1400:G:H2'	35:BA:1401:G:H8	1.71	0.52
22:AV:35:A:O2'	22:AV:36:U:H5'	2.09	0.52
18:AR:30:ASP:C	18:AR:32:ARG:H	2.12	0.52
35:BA:586:A:C2	35:BA:1254:A:C2	2.97	0.52
17:AQ:99:SER:C	17:AQ:100:LYS:HG3	2.30	0.52
1:AA:1211:U:H5'	1:AA:1212:U:OP1	2.09	0.52
1:AA:1047:G:H5''	14:AN:4:LYS:HD3	1.90	0.52
13:AM:121:LYS:N	13:AM:121:LYS:HD3	2.24	0.52
38:BD:99:ASP:OD1	38:BD:99:ASP:C	2.48	0.52
1:AA:526:C:C5	1:AA:527:G:H1'	2.44	0.52
33:B8:23:VAL:HG12	33:B8:46:ARG:HH11	1.74	0.52
29:B4:9:LEU:CD1	29:B4:10:VAL:H	2.22	0.52
41:BG:138:GLN:NE2	41:BG:149:VAL:HG23	2.24	0.52
55:BX:12:VAL:CG1	55:BX:27:THR:O	2.53	0.52
56:BY:30:VAL:HG12	56:BY:31:LEU:N	2.23	0.52
43:BK:103:GLN:HA	43:BK:106:GLU:HG2	1.91	0.52
2:AB:223:ILE:O	2:AB:226:ARG:HB3	2.09	0.52
35:BA:302:C:H2'	35:BA:303:U:H6	1.73	0.52
40:BF:41:LEU:HD23	40:BF:44:ARG:HE	1.74	0.52
24:AY:106:VAL:HG23	24:AY:132:ARG:HG3	1.91	0.52
24:AY:162:VAL:HG21	24:AY:255:ILE:CD1	2.39	0.52
50:BS:66:ALA:O	50:BS:99:LYS:HD3	2.09	0.52
28:B3:31:LEU:O	28:B3:32:GLN:HB2	2.10	0.52
28:B3:7:LYS:HE3	28:B3:32:GLN:O	2.10	0.52
35:BA:834:C:O2'	35:BA:835:A:H5'	2.09	0.52

Continued on next page...

Continued from previous page...

Atom-1	Atom-2	Interatomic distance (Å)	Clash overlap (Å)
43:BK:8:VAL:CG1	43:BK:10:LEU:HG	2.39	0.52
35:BA:2836:U:C4	35:BA:2883:A:N6	2.77	0.52
36:BB:67:G:O2'	36:BB:68:C:H5'	2.09	0.52
35:BA:729:G:N7	38:BD:208:LYS:HB2	2.24	0.52
35:BA:64:A:H2'	35:BA:65:C:H6	1.73	0.52
1:AA:630:G:C2'	1:AA:631:G:C5'	2.87	0.52
35:BA:745:G:H21	35:BA:750:A:N6	2.07	0.52
54:BW:20:VAL:CG2	54:BW:21:VAL:N	2.62	0.52
35:BA:2555:U:C2'	35:BA:2556:C:H5'	2.35	0.52
2:AB:144:ARG:O	2:AB:145:LEU:C	2.47	0.52
48:BQ:34:LEU:HD11	48:BQ:129:THR:HB	1.90	0.52
37:BC:101:ILE:H	37:BC:101:ILE:HD12	1.73	0.52
1:AA:1348:U:H2'	1:AA:1349:A:C8	2.44	0.52
38:BD:26:LYS:CA	38:BD:26:LYS:HE2	2.39	0.52
51:BT:82:LEU:N	51:BT:82:LEU:HD12	2.24	0.52
20:AT:88:VAL:O	20:AT:92:LEU:HG	2.10	0.52
3:AC:193:TYR:O	3:AC:193:TYR:CD1	2.62	0.52
2:AB:60:ASP:O	2:AB:64:ARG:NH2	2.43	0.52
42:BH:89:ILE:CG1	42:BH:89:ILE:O	2.56	0.52
1:AA:518:C:H4'	1:AA:519:C:H5''	1.90	0.52
42:BH:103:LEU:HB2	42:BH:123:PHE:CD2	2.45	0.52
55:BX:18:TYR:C	55:BX:20:GLY:N	2.58	0.52
35:BA:1499:C:O2'	35:BA:1500:G:H5'	2.09	0.52
7:AG:144:MET:O	7:AG:147:ALA:HB3	2.10	0.52
39:BE:69:LYS:HD3	39:BE:89:ASP:HA	1.90	0.52
35:BA:1547:C:O2'	35:BA:1548:C:H5'	2.09	0.52
35:BA:1199:U:H2'	35:BA:1200:C:C6	2.44	0.52
24:AY:510:VAL:HG22	24:AY:534:ILE:HD13	1.92	0.52
24:AY:534:ILE:HD11	24:AY:570:GLY:HA3	1.92	0.52
56:BY:9:LYS:O	56:BY:28:LYS:HE2	2.09	0.52
31:B6:42:TRP:HA	31:B6:42:TRP:HE3	1.74	0.52
33:B8:30:ARG:O	33:B8:31:HIS:HB3	2.08	0.52
35:BA:2393:A:H5'	47:BP:60:MET:O	2.09	0.52
51:BT:91:ARG:O	51:BT:117:ASP:CB	2.57	0.52
1:AA:979:C:C3'	1:AA:980:C:C5'	2.73	0.52
24:AY:238:THR:CG2	24:AY:241:GLU:H	2.22	0.52
15:AO:65:ARG:HH11	15:AO:65:ARG:HG2	1.75	0.52
47:BP:41:ARG:NH1	47:BP:41:ARG:CB	2.69	0.52
35:BA:2524:G:H8	35:BA:2524:G:C5'	2.13	0.52
46:BO:9:GLU:HA	46:BO:9:GLU:OE1	2.09	0.52
5:AE:79:GLU:HB3	5:AE:93:PRO:CD	2.37	0.52

Continued on next page...

Continued from previous page...

Atom-1	Atom-2	Interatomic distance (Å)	Clash overlap (Å)
45:BN:55:VAL:HG21	45:BN:127:ASP:N	2.23	0.52
50:BS:49:VAL:HG21	50:BS:77:ALA:HB2	1.91	0.52
35:BA:654(S):G:H3'	35:BA:654(T):C:H4'	1.91	0.52
35:BA:637:A:OP1	47:BP:133:SER:HB3	2.10	0.52
12:AL:70:ILE:CG2	12:AL:100:ILE:HD12	2.39	0.52
24:AY:512:ILE:N	24:AY:512:ILE:HD13	2.10	0.52
13:AM:56:LEU:O	13:AM:59:TYR:HB3	2.10	0.52
1:AA:203:U:H5'	1:AA:216:G:N2	2.24	0.52
36:BB:22:U:H2'	36:BB:23:G:C8	2.45	0.52
35:BA:752:A:O2'	35:BA:753:C:OP2	2.21	0.52
51:BT:10:VAL:O	51:BT:11:GLU:C	2.48	0.52
1:AA:407:G:H2'	1:AA:408:A:H8	1.73	0.52
4:AD:120:LEU:HB3	4:AD:126:ILE:HD11	1.92	0.52
1:AA:275:G:H2'	1:AA:276:G:H8	1.73	0.52
39:BE:51:PHE:HD2	39:BE:52:LEU:CD1	2.22	0.52
35:BA:2168:G:N2	35:BA:2170:A:H3'	2.25	0.52
36:BB:95:C:O2'	36:BB:96:U:H5'	2.09	0.52
56:BY:4:LYS:O	56:BY:6:HIS:HD2	1.93	0.52
1:AA:312:C:H2'	1:AA:313:A:H8	1.74	0.52
6:AF:45:LEU:O	6:AF:46:ARG:HG3	2.09	0.52
1:AA:17:U:H2'	1:AA:18:C:C6	2.43	0.52
38:BD:55:GLY:O	38:BD:216:GLY:HA2	2.08	0.52
1:AA:1065:U:O2'	1:AA:1066:C:P	2.66	0.52
24:AY:507:TYR:HD1	24:AY:507:TYR:O	1.91	0.52
41:BG:91:ARG:CD	41:BG:92:VAL:N	2.72	0.52
52:BU:83:LEU:CD1	52:BU:113:ALA:HB2	2.37	0.52
53:BV:51:VAL:HG12	53:BV:52:VAL:H	1.74	0.52
43:BK:81:ALA:O	43:BK:99:ILE:HD11	2.08	0.52
35:BA:311:A:H5'	35:BA:332:A:N3	2.25	0.52
56:BY:14:LEU:CD1	56:BY:22:GLY:HA2	2.39	0.52
56:BY:96:ILE:CG2	56:BY:99:CYS:HB3	2.39	0.52
40:BF:205:ARG:O	40:BF:206:ILE:HD13	2.09	0.52
35:BA:365:C:H5'	35:BA:365:C:H6	1.74	0.52
57:BZ:58:VAL:HA	57:BZ:67:LEU:O	2.09	0.52
35:BA:802:A:H2'	35:BA:803:U:C6	2.45	0.52
46:BO:60:ALA:HA	46:BO:87:ILE:HD13	1.89	0.52
27:B2:9:GLN:O	27:B2:13:ALA:N	2.42	0.52
3:AC:52:LEU:CD2	3:AC:52:LEU:H	2.14	0.52
35:BA:654(S):G:C5	35:BA:654(T):C:H1'	2.45	0.52
1:AA:190:U:O2	20:AT:105:SER:HB2	2.09	0.52
54:BW:36:LEU:HD12	54:BW:48:ALA:HB2	1.92	0.52

Continued on next page...

Continued from previous page...

Atom-1	Atom-2	Interatomic distance (Å)	Clash overlap (Å)
24:AY:15:ILE:O	24:AY:15:ILE:HD12	2.09	0.52
24:AY:16:GLY:HA3	24:AY:101:LEU:HD11	1.91	0.52
24:AY:519:ARG:HD3	24:AY:677:GLN:HA	1.92	0.52
4:AD:159:ARG:O	4:AD:163:GLU:N	2.43	0.52
10:AJ:42:THR:HG23	10:AJ:68:HIS:HA	1.92	0.52
1:AA:1015:A:C5	1:AA:1016:A:C5	2.97	0.52
19:AS:29:ARG:O	19:AS:31:ILE:N	2.41	0.52
35:BA:849:A:H61	35:BA:928:G:H1'	1.75	0.52
35:BA:737:C:H2'	35:BA:738:G:H5'	1.92	0.52
24:AY:556:ILE:HD11	24:AY:558:PHE:CD1	2.45	0.52
51:BT:82:LEU:CD2	51:BT:85:LYS:HD2	2.39	0.52
38:BD:118:VAL:HG22	38:BD:119:ALA:N	2.24	0.52
1:AA:1141:C:H2'	1:AA:1142:G:C8	2.44	0.52
35:BA:526:A:N6	35:BA:2626:C:H4'	2.24	0.52
35:BA:588:U:H1'	40:BF:90:PHE:CG	2.44	0.52
1:AA:1459:C:H2'	1:AA:1460:A:C8	2.45	0.52
48:BQ:41:TRP:HE1	48:BQ:96:VAL:HG22	1.74	0.52
1:AA:956:U:O2'	1:AA:957:U:H5'	2.10	0.52
35:BA:1644:C:O2	35:BA:1644:C:H2'	2.10	0.52
2:AB:169:LYS:O	2:AB:169:LYS:HD3	2.10	0.52
42:BH:45:VAL:HA	42:BH:50:VAL:HG22	1.91	0.52
35:BA:2573:C:H2'	35:BA:2573:C:O2	2.10	0.52
35:BA:2849:U:H4'	35:BA:2868:A:C2	2.44	0.52
40:BF:181:LEU:HB3	40:BF:205:ARG:HH11	1.75	0.52
40:BF:24:LEU:HD22	40:BF:24:LEU:N	2.25	0.52
24:AY:252:ASP:HB2	24:AY:254:LYS:CE	2.39	0.52
24:AY:165:GLN:HB2	24:AY:260:LEU:CD1	2.39	0.52
35:BA:583:G:H2'	35:BA:584:C:H6	1.73	0.52
57:BZ:108:PRO:HB3	57:BZ:141:VAL:HG12	1.90	0.52
57:BZ:111:VAL:O	57:BZ:111:VAL:HG12	2.08	0.52
57:BZ:144:LEU:N	57:BZ:144:LEU:HD22	2.24	0.52
48:BQ:109:VAL:HG13	48:BQ:113:GLN:OE1	2.08	0.52
40:BF:66:PRO:C	40:BF:68:LYS:H	2.11	0.52
33:B8:51:ALA:HA	33:B8:54:GLU:CD	2.30	0.52
35:BA:1020:A:H1'	35:BA:1021:A:N1	2.24	0.52
45:BN:18:ALA:HB1	45:BN:21:LYS:HB2	1.90	0.52
1:AA:376:G:H2'	1:AA:377:G:H8	1.75	0.52
57:BZ:3:TYR:CE2	57:BZ:51:ALA:HB2	2.45	0.52
30:B5:2:ALA:HB2	35:BA:2015:A:O4'	2.09	0.52
26:B1:7:ILE:CG2	26:B1:8:SER:N	2.67	0.52
24:AY:432:ALA:HA	24:AY:438:PHE:CE2	2.44	0.52

Continued on next page...

Continued from previous page...

Atom-1	Atom-2	Interatomic distance (Å)	Clash overlap (Å)
1:AA:631:G:H2'	1:AA:632:A:N7	2.24	0.52
36:BB:87:G:H1	36:BB:91:C:H42	1.57	0.52
35:BA:1118:C:C6	35:BA:1118:C:H3'	2.45	0.52
39:BE:201:THR:C	39:BE:202:LYS:HD2	2.29	0.52
4:AD:162:LEU:CD1	4:AD:181:MET:HG2	2.37	0.52
4:AD:26:CYS:HA	4:AD:31:CYS:HA	1.92	0.52
1:AA:1016:A:H2'	1:AA:1017:G:O4'	2.09	0.52
51:BT:102:ILE:HG22	51:BT:110:ILE:CD1	2.39	0.52
35:BA:1265:A:N1	35:BA:2013:A:H5''	2.25	0.52
9:AI:84:ALA:C	9:AI:86:VAL:H	2.12	0.52
42:BH:19:VAL:O	42:BH:20:ALA:CB	2.54	0.52
1:AA:151:A:C2'	1:AA:152:A:H5'	2.39	0.52
40:BF:38:ARG:O	40:BF:42:ALA:CB	2.56	0.52
35:BA:207:A:H2'	35:BA:208:C:O4'	2.09	0.52
52:BU:39:LEU:O	52:BU:40:PHE:C	2.47	0.52
30:B5:39:MET:HG3	54:BW:34:ASN:ND2	2.24	0.52
57:BZ:134:PRO:O	57:BZ:135:GLU:HG2	2.10	0.52
17:AQ:12:SER:HB3	17:AQ:20:THR:OG1	2.10	0.52
1:AA:1327:C:H5''	21:AU:20:LYS:HB3	1.92	0.52
43:BK:95:LYS:HG2	43:BK:137:GLU:OE1	2.08	0.52
35:BA:1420:U:H2'	35:BA:1421:G:H5'	1.92	0.52
37:BC:75:VAL:HA	37:BC:113:ALA:HB3	1.90	0.52
53:BV:38:LEU:C	53:BV:38:LEU:HD23	2.30	0.52
35:BA:271(E):U:H2'	35:BA:271(F):C:C6	2.45	0.52
31:B6:42:TRP:CH2	35:BA:643:A:N7	2.78	0.52
2:AB:17:PHE:O	2:AB:204:ASN:HB2	2.10	0.52
40:BF:110:LEU:CD1	40:BF:206:ILE:HD11	2.35	0.52
35:BA:2722:G:H2'	35:BA:2723:C:C6	2.45	0.52
52:BU:8:VAL:HG21	52:BU:12:ARG:HE	1.75	0.52
35:BA:1528:A:C2	35:BA:1542:A:H2	2.28	0.52
35:BA:74:A:O2'	35:BA:75:G:OP2	2.26	0.52
20:AT:61:SER:O	20:AT:63:ILE:N	2.43	0.52
35:BA:648:G:H2'	35:BA:649:G:H8	1.73	0.52
12:AL:54:LYS:HB3	12:AL:70:ILE:CD1	2.38	0.52
11:AK:122:LYS:O	11:AK:123:LYS:C	2.45	0.52
10:AJ:56:HIS:O	10:AJ:58:ASP:N	2.42	0.52
35:BA:733:G:C6	35:BA:761:A:N7	2.77	0.52
35:BA:2543:G:C6	35:BA:2544:G:C6	2.97	0.52
48:BQ:8:LYS:HB2	48:BQ:9:TYR:CE1	2.45	0.52
24:AY:264:LEU:HD23	24:AY:264:LEU:C	2.29	0.52
4:AD:160:GLN:O	4:AD:163:GLU:HB3	2.10	0.52

Continued on next page...

Continued from previous page...

Atom-1	Atom-2	Interatomic distance (Å)	Clash overlap (Å)
45:BN:65:LYS:HZ2	45:BN:65:LYS:HB3	1.74	0.52
19:AS:51:VAL:CG2	19:AS:71:LEU:HD13	2.39	0.52
2:AB:230:VAL:HG23	2:AB:231:GLU:O	2.10	0.52
37:BC:29:LEU:O	37:BC:30:VAL:C	2.47	0.52
35:BA:848:G:N9	35:BA:933:A:H8	2.07	0.52
54:BW:8:ARG:HH11	54:BW:8:ARG:CG	2.17	0.52
35:BA:1477:A:H5'	35:BA:1478:G:OP2	2.09	0.52
35:BA:1436:G:H1'	35:BA:1477:A:O2'	2.08	0.52
35:BA:1052:C:C3'	35:BA:1052:C:C6	2.93	0.52
35:BA:1917:U:H2'	35:BA:1918:A:H5'	1.89	0.52
1:AA:1073:U:O2'	1:AA:1074:G:H5'	2.09	0.52
35:BA:2550:G:C6	35:BA:2551:C:N4	2.78	0.52
35:BA:809:G:H2'	35:BA:810:U:O4'	2.10	0.52
24:AY:485:GLU:HG3	24:AY:558:PHE:O	2.09	0.52
35:BA:1582:C:H2'	35:BA:1583:A:C8	2.42	0.52
35:BA:1820:U:H1'	38:BD:202:LYS:HB3	1.90	0.52
35:BA:1808:U:H2'	35:BA:1809:A:O4'	2.10	0.52
35:BA:2657:A:O2'	42:BH:160:LYS:HE3	2.10	0.52
35:BA:2657:A:H2'	35:BA:2658:C:C5'	2.39	0.52
11:AK:108:ILE:N	11:AK:108:ILE:CD1	2.73	0.52
35:BA:325:G:H2'	35:BA:326:G:H8	1.74	0.52
30:B5:19:ARG:HA	35:BA:2046:G:C5'	2.40	0.52
1:AA:936:C:H2'	1:AA:937:A:C5'	2.40	0.52
6:AF:62:TRP:CD1	18:AR:35:ARG:NH1	2.77	0.52
35:BA:1794:U:O2'	35:BA:1795:C:H5'	2.09	0.52
24:AY:529:ILE:HD11	24:AY:567:LEU:HD11	1.91	0.52
1:AA:1002:G:N2	1:AA:1039:C:H2'	2.25	0.52
33:B8:33:ASN:N	33:B8:36:LYS:HD2	2.25	0.52
2:AB:215:LEU:O	2:AB:218:ALA:HB3	2.09	0.52
24:AY:21:ILE:HA	24:AY:25:LYS:HZ3	1.74	0.52
10:AJ:4:ILE:HB	10:AJ:74:ILE:HG13	1.90	0.52
10:AJ:30:SER:OG	10:AJ:81:THR:HG22	2.10	0.52
33:B8:52:LYS:N	33:B8:53:PRO:CD	2.72	0.52
35:BA:2562:U:H1'	46:BO:23:ARG:NH1	2.22	0.52
1:AA:59:A:H5''	1:AA:60:A:H5'	1.92	0.52
3:AC:52:LEU:HD12	3:AC:55:VAL:HG22	1.91	0.52
56:BY:46:LYS:N	56:BY:62:GLU:HB2	2.15	0.52
26:B1:64:ALA:C	26:B1:66:HIS:H	2.12	0.52
9:AI:114:TYR:HE1	10:AJ:60:ARG:N	2.06	0.52
39:BE:77:ILE:HG22	39:BE:78:LEU:CD1	2.39	0.52
1:AA:1300:G:O2'	1:AA:1301:U:P	2.67	0.52

Continued on next page...

Continued from previous page...

Atom-1	Atom-2	Interatomic distance (Å)	Clash overlap (Å)
8:AH:119:LEU:HB3	8:AH:123:GLU:HB3	1.91	0.52
45:BN:67:LEU:HB3	45:BN:88:GLU:CG	2.40	0.52
10:AJ:22:LYS:HZ2	10:AJ:88:LEU:HD23	1.74	0.52
9:AI:93:ARG:C	9:AI:95:LYS:H	2.13	0.52
38:BD:26:LYS:O	38:BD:27:THR:CB	2.58	0.52
32:B7:24:THR:HG23	32:B7:27:GLY:N	2.25	0.52
2:AB:176:GLU:O	2:AB:177:ALA:C	2.47	0.52
1:AA:261:U:H2'	1:AA:263:A:OP2	2.10	0.52
2:AB:86:GLU:C	2:AB:88:ALA:N	2.63	0.52
35:BA:1168:G:H2'	35:BA:1169:G:O4'	2.10	0.52
5:AE:28:PHE:O	5:AE:47:LYS:HA	2.09	0.52
54:BW:12:ILE:HG13	54:BW:42:ARG:HH11	1.75	0.52
6:AF:7:ASN:OD1	6:AF:62:TRP:HD1	1.93	0.52
1:AA:547:A:OP2	4:AD:2:GLY:N	2.43	0.52
22:AV:73:A:O5'	22:AV:73:A:H8	1.93	0.52
24:AY:304:ASP:O	24:AY:306:ASN:N	2.40	0.52
52:BU:55:ARG:HA	52:BU:58:ARG:CD	2.40	0.52
22:AV:76:A:H61	35:BA:2422:A:H5''	1.74	0.52
31:B6:43:CYS:O	31:B6:44:ARG:NE	2.43	0.52
31:B6:54:ILE:CD1	35:BA:2420:C:C5'	2.87	0.52
56:BY:18:GLY:O	56:BY:21:LYS:HB2	2.10	0.52
24:AY:92:ILE:HG21	24:AY:454:MET:HE1	1.91	0.52
35:BA:1404:C:O2'	35:BA:1405:U:H5'	2.09	0.52
33:B8:62:LEU:HD13	35:BA:242:G:H5''	1.90	0.52
16:AP:9:PHE:HE2	16:AP:18:ARG:NE	2.08	0.52
18:AR:56:THR:HB	18:AR:58:LEU:HD13	1.92	0.52
35:BA:1516:C:C2'	35:BA:1517:G:C5'	2.87	0.52
36:BB:70:C:O2'	36:BB:71:C:H5'	2.10	0.52
35:BA:624:C:H41	47:BP:107:LYS:NZ	2.08	0.52
35:BA:637:A:N6	35:BA:652:C:H4'	2.24	0.52
47:BP:107:LYS:CG	47:BP:107:LYS:O	2.58	0.52
47:BP:84:ASN:HB3	47:BP:86:LYS:HB3	1.92	0.52
1:AA:352:C:H4'	1:AA:354:G:OP1	2.10	0.52
1:AA:797:C:OP1	11:AK:124:LYS:HE3	2.08	0.52
35:BA:2543:G:N3	35:BA:2765:A:H2'	2.25	0.52
19:AS:9:VAL:O	19:AS:9:VAL:CG1	2.57	0.52
9:AI:97:LYS:O	9:AI:98:PRO:C	2.44	0.52
1:AA:1461:G:H8	1:AA:1461:G:O5'	1.91	0.52
35:BA:2664:G:C2'	35:BA:2665:A:O5'	2.58	0.52
35:BA:2206:G:N2	35:BA:2207:G:H4'	2.25	0.52
57:BZ:14:LYS:O	57:BZ:17:ALA:N	2.42	0.52

Continued on next page...

Continued from previous page...

Atom-1	Atom-2	Interatomic distance (Å)	Clash overlap (Å)
54:BW:1:MET:CE	54:BW:62:HIS:HD2	2.23	0.52
54:BW:18:ARG:HG2	54:BW:18:ARG:HH11	1.74	0.52
36:BB:77:U:OP1	57:BZ:19:ARG:NH2	2.41	0.52
35:BA:1526:G:O2'	35:BA:1527:G:H5'	2.10	0.52
55:BX:58:HIS:O	55:BX:59:VAL:HG23	2.10	0.52
24:AY:220:ALA:HB1	24:AY:245:ALA:CB	2.40	0.52
1:AA:1124:G:H5'	10:AJ:35:SER:HB2	1.92	0.52
22:AV:39:C:H2'	22:AV:40:C:H6	1.73	0.52
35:BA:627:A:OP1	35:BA:627:A:H2'	2.10	0.52
1:AA:796:C:O2	1:AA:796:C:H2'	2.09	0.52
41:BG:56:ALA:CB	41:BG:153:ARG:CZ	2.86	0.52
56:BY:25:GLY:HA3	56:BY:39:VAL:CG1	2.40	0.52
35:BA:271(H):G:H2'	35:BA:271(I):G:H8	1.74	0.52
40:BF:32:LEU:HD22	40:BF:33:LEU:HD12	1.91	0.52
55:BX:35:THR:HG22	55:BX:36:LYS:N	2.23	0.52
35:BA:134:C:H2'	35:BA:135:G:H8	1.75	0.52
42:BH:41:MET:HE2	42:BH:42:ARG:C	2.30	0.52
43:BK:68:VAL:CG1	43:BK:70:LYS:HZ1	2.21	0.52
35:BA:1539:G:H2'	35:BA:1540:U:O4'	2.09	0.52
46:BO:104:ARG:C	46:BO:106:LEU:N	2.59	0.52
46:BO:61:VAL:N	46:BO:87:ILE:HD11	2.25	0.52
26:B1:66:HIS:C	26:B1:68:PRO:HD2	2.30	0.52
30:B5:35:GLU:O	30:B5:36:CYS:CB	2.57	0.52
35:BA:2078:C:C4	35:BA:2079:U:C4	2.98	0.52
24:AY:341:VAL:CG2	24:AY:350:GLU:HB2	2.40	0.52
8:AH:104:ARG:O	8:AH:106:GLY:N	2.43	0.52
1:AA:630:G:O2'	1:AA:631:G:H5''	2.09	0.52
49:BR:12:ARG:NH1	49:BR:12:ARG:HG3	2.19	0.52
19:AS:58:VAL:O	19:AS:58:VAL:HG23	2.10	0.52
1:AA:1353:G:H2'	1:AA:1354:C:H6	1.74	0.52
12:AL:86:ARG:NH2	12:AL:99:HIS:CG	2.78	0.52
1:AA:64:G:N2	1:AA:67:C:C4	2.78	0.52
7:AG:65:ALA:HA	7:AG:128:ALA:HA	1.92	0.52
4:AD:121:VAL:O	4:AD:134:ASP:HA	2.10	0.52
2:AB:79:ASP:O	2:AB:82:ARG:HB3	2.10	0.52
35:BA:1842:G:H2'	35:BA:1843:C:C6	2.45	0.52
30:B5:20:ARG:HG2	30:B5:23:HIS:CD2	2.45	0.52
26:B1:35:THR:HG21	35:BA:2080:G:OP1	2.10	0.52
1:AA:124:G:H2'	1:AA:125:U:O4'	2.09	0.52
48:BQ:138:ASP:O	48:BQ:139:GLU:HB2	2.09	0.52
36:BB:2:C:H6	36:BB:2:C:O5'	1.93	0.52

Continued on next page...

Continued from previous page...

Atom-1	Atom-2	Interatomic distance (Å)	Clash overlap (Å)
35:BA:238:C:H2'	35:BA:239:U:O4'	2.10	0.52
38:BD:53:PHE:CA	38:BD:218:ARG:HB2	2.40	0.52
41:BG:91:ARG:HG2	41:BG:92:VAL:H	1.75	0.52
1:AA:699:C:C6	1:AA:699:C:H5''	2.45	0.52
1:AA:953:G:N7	13:AM:104:ARG:NH2	2.58	0.52
1:AA:967:C:H2'	1:AA:968:A:C8	2.44	0.52
40:BF:179:GLU:O	40:BF:181:LEU:N	2.43	0.52
24:AY:212:TYR:HA	24:AY:215:LYS:HD2	1.92	0.52
24:AY:265:LYS:HB3	24:AY:267:LYS:CE	2.37	0.52
55:BX:34:ALA:HA	55:BX:38:GLU:OE1	2.09	0.52
42:BH:171:LEU:HD23	42:BH:172:LYS:O	2.08	0.52
35:BA:2327:A:H2'	35:BA:2328:A:C8	2.45	0.52
1:AA:1122:U:C2'	1:AA:1123:A:H5'	2.40	0.52
8:AH:104:ARG:O	8:AH:107:LEU:N	2.43	0.52
24:AY:309:LEU:HD12	24:AY:310:ALA:N	2.25	0.52
1:AA:627:G:C2'	1:AA:628:G:H5'	2.40	0.52
35:BA:2713:A:C3'	35:BA:2714:G:C5'	2.87	0.52
39:BE:93:VAL:HG12	39:BE:175:VAL:HG21	1.91	0.52
1:AA:1271:G:H5'	1:AA:1314:C:H5''	1.91	0.52
39:BE:10:GLY:HA2	39:BE:192:ASN:ND2	2.25	0.52
35:BA:753:C:H2'	35:BA:754:C:H6	1.75	0.52
35:BA:755:C:H2'	35:BA:756:C:C6	2.45	0.52
51:BT:102:ILE:O	51:BT:106:SER:HB3	2.10	0.52
24:AY:228:MET:HE2	24:AY:229:LEU:HG	1.92	0.52
1:AA:1347:G:N2	1:AA:1373:G:H2'	2.25	0.52
29:B4:30:GLU:O	29:B4:31:ILE:HD12	2.10	0.52
1:AA:234:C:H2'	1:AA:235:C:C6	2.44	0.52
32:B7:34:ARG:NH1	32:B7:34:ARG:HG2	2.25	0.52
1:AA:276:G:O2'	1:AA:277:C:H5'	2.10	0.52
35:BA:2206:G:H21	35:BA:2207:G:H4'	1.75	0.52
39:BE:51:PHE:O	39:BE:74:PRO:HB3	2.10	0.52
35:BA:863:A:O2'	36:BB:101:G:H1'	2.10	0.52
1:AA:91:C:C5	1:AA:92:C:C4	2.97	0.52
1:AA:1405:G:H21	1:AA:1518:A:H1'	1.74	0.52
1:AA:719:C:C2	18:AR:50:ILE:HG12	2.45	0.52
35:BA:2233:U:H2'	35:BA:2234:G:C8	2.45	0.52
35:BA:1862:G:N2	35:BA:1881:C:H1'	2.25	0.52
35:BA:2359:C:H2'	35:BA:2360:A:O4'	2.10	0.52
7:AG:54:THR:OG1	7:AG:56:GLN:HG2	2.10	0.52
8:AH:53:VAL:O	8:AH:54:ASP:HB2	2.11	0.52
1:AA:142:G:N3	1:AA:196:A:H2	2.08	0.52

Continued on next page...

Continued from previous page...

Atom-1	Atom-2	Interatomic distance (Å)	Clash overlap (Å)
35:BA:271(U):G:O2'	35:BA:271(V):G:H5'	2.10	0.52
1:AA:540:G:H2'	1:AA:541:G:O4'	2.10	0.51
41:BG:63:ILE:HG22	41:BG:143:GLU:HG2	1.91	0.51
31:B6:46:HIS:HD2	35:BA:2372:G:O4'	1.93	0.51
35:BA:2849:U:O4	51:BT:23:ARG:NH2	2.44	0.51
24:AY:466:LEU:O	24:AY:470:PHE:HB2	2.10	0.51
57:BZ:111:VAL:O	57:BZ:112:ARG:HB2	2.10	0.51
41:BG:117:PHE:CE1	41:BG:119:GLY:CA	2.92	0.51
35:BA:1654:A:H2	39:BE:113:PHE:CD2	2.28	0.51
1:AA:1130:A:H5'	9:AI:18:PHE:HE1	1.74	0.51
35:BA:1448:G:N3	35:BA:1528(A):A:H2	2.08	0.51
16:AP:9:PHE:HE2	16:AP:18:ARG:HD2	1.75	0.51
35:BA:1453:U:H2'	35:BA:1455:G:N7	2.25	0.51
49:BR:30:THR:OG1	49:BR:75:LEU:HD21	2.10	0.51
1:AA:1391:U:H2'	1:AA:1392:G:C8	2.45	0.51
10:AJ:51:ARG:CG	10:AJ:60:ARG:O	2.59	0.51
56:BY:87:LYS:O	56:BY:88:LYS:HB2	2.10	0.51
53:BV:25:LEU:O	53:BV:27:ALA:N	2.43	0.51
4:AD:30:LYS:O	4:AD:32:ALA:N	2.43	0.51
35:BA:884:C:C5	35:BA:885:C:O2	2.63	0.51
35:BA:847:U:OP2	35:BA:928:G:O6	2.28	0.51
35:BA:2483:C:H5'	35:BA:2484:G:OP2	2.10	0.51
25:B0:60:PHE:HE2	35:BA:2365:G:H4'	1.72	0.51
17:AQ:52:LYS:CD	17:AQ:52:LYS:H	2.21	0.51
35:BA:8:A:H2'	35:BA:9:U:C5	2.45	0.51
35:BA:556:G:O5'	35:BA:556:G:H8	1.93	0.51
54:BW:25:ARG:CB	54:BW:25:ARG:HH11	2.23	0.51
20:AT:57:ARG:NH1	20:AT:102:GLY:CA	2.73	0.51
35:BA:445:C:O2	35:BA:449:A:H2	1.92	0.51
54:BW:66:GLU:HG3	54:BW:69:LEU:HD12	1.92	0.51
6:AF:15:ASP:C	6:AF:17:SER:H	2.13	0.51
35:BA:1935:G:H1'	35:BA:1964:G:N2	2.25	0.51
35:BA:2341:G:H2'	35:BA:2342:C:C6	2.46	0.51
24:AY:64:THR:HG23	24:AY:64:THR:O	2.08	0.51
1:AA:1279:A:H5'	1:AA:1280:A:OP1	2.10	0.51
18:AR:70:ILE:O	18:AR:70:ILE:HG22	2.10	0.51
1:AA:538:G:OP2	12:AL:115:LYS:HG3	2.10	0.51
41:BG:97:ASP:N	41:BG:100:TRP:HD1	1.95	0.51
41:BG:55:LYS:HE2	41:BG:58:GLN:HE21	1.76	0.51
1:AA:699:C:H6	1:AA:699:C:H5''	1.75	0.51
56:BY:95:LYS:HD3	56:BY:100:ALA:CB	2.40	0.51

Continued on next page...

Continued from previous page...

Atom-1	Atom-2	Interatomic distance (Å)	Clash overlap (Å)
31:B6:39:TYR:HB3	31:B6:49:HIS:CE1	2.46	0.51
2:AB:223:ILE:HG23	2:AB:226:ARG:HD2	1.92	0.51
26:B1:76:ARG:HH22	26:B1:95:LEU:CD2	2.22	0.51
35:BA:272(H):C:C5'	35:BA:272(H):C:H6	2.16	0.51
9:AI:20:ARG:O	9:AI:59:PHE:HA	2.10	0.51
1:AA:1014:A:H4'	19:AS:14:HIS:CG	2.46	0.51
46:BO:63:VAL:O	46:BO:64:ARG:HG2	2.11	0.51
1:AA:1148:U:O3'	9:AI:14:VAL:HG11	2.10	0.51
20:AT:26:ASN:ND2	20:AT:26:ASN:N	2.58	0.51
5:AE:75:THR:HG23	5:AE:76:ILE:O	2.11	0.51
1:AA:1198:G:C6	1:AA:1199:U:N3	2.77	0.51
35:BA:650:C:H3'	35:BA:651:G:H5''	1.92	0.51
47:BP:84:ASN:C	47:BP:86:LYS:H	2.13	0.51
12:AL:81:SER:O	12:AL:83:VAL:HG23	2.10	0.51
35:BA:1062:G:H2'	35:BA:1063:G:C8	2.44	0.51
24:AY:9:LEU:CD2	24:AY:9:LEU:C	2.76	0.51
39:BE:183:LEU:HD12	39:BE:183:LEU:N	2.25	0.51
35:BA:2873:A:C4'	49:BR:8:ARG:NH2	2.73	0.51
42:BH:28:GLY:HA3	42:BH:79:VAL:HB	1.92	0.51
45:BN:32:THR:CG2	45:BN:37:LYS:HB3	2.38	0.51
24:AY:348:ARG:NH1	24:AY:382:GLU:CG	2.71	0.51
35:BA:2143:C:C2'	35:BA:2144:U:H5'	2.41	0.51
35:BA:184:C:H2'	35:BA:185:U:H6	1.71	0.51
38:BD:177:LEU:O	38:BD:179:SER:N	2.43	0.51
35:BA:990:A:C6	35:BA:1186:G:H1'	2.45	0.51
35:BA:518:G:H4'	54:BW:18:ARG:HH12	1.76	0.51
1:AA:688:G:H2'	1:AA:689:C:C6	2.46	0.51
57:BZ:29:TYR:HA	57:BZ:33:LEU:O	2.10	0.51
18:AR:32:ARG:HA	18:AR:69:THR:HG21	1.92	0.51
35:BA:29:U:O2'	35:BA:30:G:H5'	2.10	0.51
35:BA:1560:G:OP1	35:BA:1561:G:OP2	2.28	0.51
35:BA:2740:A:C6	35:BA:2741:A:C6	2.99	0.51
35:BA:438:G:O2'	35:BA:440:G:H5'	2.10	0.51
1:AA:851:G:H2'	1:AA:852:G:H8	1.75	0.51
35:BA:1488:G:H5'	35:BA:1489:U:OP2	2.10	0.51
7:AG:11:GLN:HA	7:AG:11:GLN:OE1	2.07	0.51
7:AG:111:ARG:HD2	7:AG:123:GLU:HB2	1.92	0.51
41:BG:56:ALA:CA	41:BG:59:GLU:OE1	2.56	0.51
35:BA:83:G:HO2'	35:BA:84:A:H8	1.58	0.51
35:BA:2889:C:H2'	35:BA:2891:G:C8	2.45	0.51
35:BA:143:G:C6	35:BA:143(A):C:C4	2.98	0.51

Continued on next page...

Continued from previous page...

Atom-1	Atom-2	Interatomic distance (Å)	Clash overlap (Å)
35:BA:580:C:O2'	35:BA:581:C:H5'	2.10	0.51
50:BS:69:VAL:HG11	50:BS:99:LYS:HE2	1.91	0.51
10:AJ:32:ALA:HB1	10:AJ:75:ILE:HG13	1.92	0.51
35:BA:2307:G:H3'	35:BA:2307:G:N3	2.25	0.51
35:BA:1464:C:O2'	35:BA:1528:A:C8	2.63	0.51
39:BE:107:THR:C	39:BE:190:GLY:HA2	2.30	0.51
24:AY:680:PRO:O	24:AY:682:GLN:N	2.40	0.51
35:BA:570:G:H2'	35:BA:2030:A:C5	2.44	0.51
25:B0:7:LEU:HD13	48:BQ:85:LYS:HG3	1.93	0.51
27:B2:16:LEU:O	27:B2:20:GLU:HB3	2.10	0.51
35:BA:2880:C:N4	35:BA:2881:C:H41	2.09	0.51
57:BZ:86:VAL:HG12	57:BZ:87:ASP:N	2.23	0.51
1:AA:1522:U:H2'	1:AA:1523:G:H8	1.75	0.51
35:BA:2762:G:H8	35:BA:2762:G:C5'	2.23	0.51
13:AM:15:VAL:HG12	13:AM:45:VAL:HG23	1.88	0.51
39:BE:82:ARG:HG3	39:BE:82:ARG:HH11	1.75	0.51
1:AA:1352:C:H2'	1:AA:1353:G:H8	1.73	0.51
10:AJ:18:ALA:C	10:AJ:20:ALA:H	2.14	0.51
1:AA:1422:G:H2'	1:AA:1423:G:H8	1.76	0.51
35:BA:2143:C:H2'	35:BA:2144:U:H5'	1.91	0.51
51:BT:42:ILE:CD1	51:BT:83:ILE:HD11	2.39	0.51
2:AB:101:MET:HG2	2:AB:152:PHE:CE2	2.45	0.51
3:AC:136:GLN:O	3:AC:137:ALA:C	2.46	0.51
24:AY:539:ILE:N	24:AY:540:PRO:CD	2.73	0.51
49:BR:104:ARG:HG3	49:BR:111:LEU:HD21	1.91	0.51
1:AA:936:C:C2'	1:AA:937:A:H5'	2.39	0.51
1:AA:336:C:O2'	1:AA:337:C:H5'	2.10	0.51
5:AE:12:LEU:HD13	5:AE:12:LEU:C	2.30	0.51
42:BH:173:PRO:HG2	42:BH:174:GLY:H	1.76	0.51
1:AA:841:U:H3'	1:AA:848:C:C5'	2.40	0.51
57:BZ:82:ARG:HH11	57:BZ:82:ARG:HG2	1.74	0.51
13:AM:102:ARG:HD3	13:AM:105:THR:OG1	2.09	0.51
35:BA:1630:G:C2	35:BA:1637:A:C2	2.99	0.51
35:BA:2495:G:H5''	48:BQ:82:ARG:HG2	1.92	0.51
1:AA:509:A:H5'	1:AA:510:A:P	2.43	0.51
22:AV:76:A:H61	35:BA:2422:A:C5'	2.24	0.51
1:AA:1321:C:C5'	1:AA:1322:C:C5'	2.88	0.51
42:BH:46:GLU:CD	42:BH:51:ARG:HB2	2.30	0.51
27:B2:66:GLU:HA	27:B2:69:ARG:NE	2.26	0.51
57:BZ:67:LEU:HD23	57:BZ:90:VAL:HG11	1.93	0.51
52:BU:8:VAL:HG23	52:BU:11:ARG:HH21	1.75	0.51

Continued on next page...

Continued from previous page...

Atom-1	Atom-2	Interatomic distance (Å)	Clash overlap (Å)
29:B4:50:VAL:O	29:B4:51:ASP:CB	2.58	0.51
47:BP:31:ALA:C	47:BP:33:ARG:N	2.60	0.51
46:BO:104:ARG:HH21	51:BT:33:LYS:CE	2.22	0.51
35:BA:2260:C:H2'	35:BA:2261:C:C6	2.45	0.51
35:BA:2103:C:C2'	35:BA:2103:C:O2	2.58	0.51
20:AT:22:ARG:O	20:AT:26:ASN:ND2	2.43	0.51
43:BK:55:VAL:HG23	43:BK:69:THR:HG22	1.92	0.51
5:AE:118:ILE:HG23	5:AE:118:ILE:O	2.09	0.51
1:AA:624:C:O3'	16:AP:10:GLY:HA2	2.10	0.51
35:BA:1494:A:H2'	35:BA:1495:A:C5'	2.35	0.51
1:AA:949:A:H1'	1:AA:1364:U:H3	1.75	0.51
1:AA:450:G:H1	1:AA:483:C:H42	1.57	0.51
4:AD:107:ARG:HH21	4:AD:194:LEU:CD1	2.21	0.51
8:AH:112:LEU:HA	8:AH:134:ILE:HG12	1.93	0.51
24:AY:343:ASN:HD22	24:AY:345:THR:H	1.56	0.51
35:BA:2852:G:H1	35:BA:2865:U:H3	1.57	0.51
4:AD:156:GLU:O	4:AD:159:ARG:HB2	2.09	0.51
45:BN:94:HIS:N	45:BN:95:PRO:CD	2.73	0.51
1:AA:1410:G:H2'	1:AA:1411:C:H6	1.74	0.51
11:AK:31:THR:CG2	11:AK:31:THR:O	2.58	0.51
38:BD:227:ASN:O	38:BD:230:ASP:N	2.44	0.51
1:AA:999:C:H2'	1:AA:1000:U:C5	2.44	0.51
35:BA:739:G:HO2'	35:BA:740:U:H6	1.57	0.51
1:AA:55:A:O2'	24:AY:321:TYR:HD1	1.91	0.51
1:AA:344:A:H5''	1:AA:345:C:OP1	2.10	0.51
1:AA:1133:G:C4	1:AA:1142:G:N2	2.79	0.51
1:AA:487:A:H2'	1:AA:488:C:O4'	2.10	0.51
35:BA:2534:A:C2'	35:BA:2535:G:O5'	2.59	0.51
35:BA:1220:A:H3'	35:BA:1221:C:H5'	1.91	0.51
35:BA:1147:C:H2'	35:BA:1148:A:C8	2.44	0.51
26:B1:59:THR:O	26:B1:91:LYS:NZ	2.38	0.51
1:AA:311:C:H2'	1:AA:312:C:H6	1.75	0.51
17:AQ:94:ASN:O	17:AQ:96:GLU:N	2.43	0.51
35:BA:677:A:O2'	35:BA:678:C:H5'	2.11	0.51
4:AD:68:TYR:CD1	4:AD:68:TYR:N	2.77	0.51
4:AD:105:VAL:HG12	4:AD:106:TYR:N	2.23	0.51
5:AE:68:GLU:HG3	5:AE:68:GLU:O	2.09	0.51
15:AO:3:ILE:O	15:AO:3:ILE:HG13	2.10	0.51
15:AO:57:LEU:CD2	15:AO:57:LEU:N	2.73	0.51
57:BZ:11:GLU:H	57:BZ:11:GLU:CD	2.14	0.51
2:AB:27:LYS:HD3	2:AB:195:ASP:OD1	2.10	0.51

Continued on next page...

Continued from previous page...

Atom-1	Atom-2	Interatomic distance (Å)	Clash overlap (Å)
41:BG:138:GLN:O	41:BG:144:ILE:HD13	2.11	0.51
41:BG:91:ARG:CG	41:BG:92:VAL:N	2.72	0.51
56:BY:81:LYS:HD2	56:BY:96:ILE:CG2	2.41	0.51
27:B2:63:VAL:O	27:B2:67:LYS:HG2	2.10	0.51
35:BA:2808:U:O2'	35:BA:2809:A:H5'	2.11	0.51
57:BZ:109:ALA:HB1	57:BZ:145:GLU:OE2	2.11	0.51
34:B9:29:ASN:H	34:B9:29:ASN:ND2	2.04	0.51
10:AJ:3:LYS:HD2	10:AJ:77:PRO:HD3	1.93	0.51
46:BO:4:PRO:HA	46:BO:21:CYS:SG	2.51	0.51
15:AO:17:ARG:HD3	15:AO:26:GLU:HG3	1.90	0.51
1:AA:1501:C:OP2	1:AA:1504:G:H2'	2.11	0.51
45:BN:14:VAL:HG12	45:BN:15:LEU:N	2.26	0.51
24:AY:65:ILE:N	24:AY:65:ILE:CD1	2.71	0.51
36:BB:87:G:C2'	36:BB:88:C:H5''	2.41	0.51
43:BK:34:ILE:O	43:BK:35:MET:HE1	2.11	0.51
35:BA:2853:C:H2'	35:BA:2854:G:C8	2.45	0.51
57:BZ:40:ASP:OD1	57:BZ:42:VAL:HG12	2.11	0.51
35:BA:848:G:O6	35:BA:928:G:H2'	2.09	0.51
2:AB:114:ARG:HD2	2:AB:118:LEU:HG	1.93	0.51
9:AI:33:PHE:CZ	9:AI:47:LEU:HD11	2.45	0.51
35:BA:2105:C:H2'	35:BA:2106:G:H5'	1.91	0.51
37:BC:154:ILE:HA	37:BC:157:ILE:HD12	1.92	0.51
40:BF:5:ALA:HB3	40:BF:18:ARG:O	2.11	0.51
1:AA:1368:G:C2'	1:AA:1369:C:H5'	2.40	0.51
1:AA:1346:A:N6	1:AA:1374:A:H3'	2.24	0.51
5:AE:121:LYS:HG2	5:AE:123:LEU:HD21	1.92	0.51
5:AE:100:VAL:O	5:AE:100:VAL:CG2	2.58	0.51
35:BA:2704:C:C2'	35:BA:2705:A:H5'	2.41	0.51
35:BA:198:C:N4	35:BA:248:G:H1	2.07	0.51
57:BZ:20:ARG:NH1	57:BZ:20:ARG:CB	2.73	0.51
1:AA:1445:C:C2'	1:AA:1446:U:H5'	2.41	0.51
1:AA:315:A:O2'	1:AA:316:G:P	2.69	0.51
46:BO:17:ARG:NE	46:BO:47:ILE:HD11	2.25	0.51
35:BA:1850:G:N3	35:BA:1850:G:H2'	2.25	0.51
35:BA:2771:C:H2'	35:BA:2772:C:C6	2.46	0.51
18:AR:34:TYR:N	18:AR:34:TYR:CD2	2.68	0.51
1:AA:1088:G:O5'	1:AA:1088:G:H8	1.93	0.51
35:BA:1358:G:O2'	35:BA:1359:A:H5''	2.11	0.51
17:AQ:60:ILE:HG22	17:AQ:72:ARG:O	2.11	0.51
50:BS:42:ASP:O	50:BS:43:GLU:HB2	2.11	0.51
41:BG:41:GLN:CB	41:BG:43:LEU:CD2	2.86	0.51

Continued on next page...

Continued from previous page...

Atom-1	Atom-2	Interatomic distance (Å)	Clash overlap (Å)
41:BG:46:ALA:HA	41:BG:51:ARG:CG	2.40	0.51
52:BU:111:GLU:HA	52:BU:114:LYS:HG2	1.93	0.51
24:AY:523:PHE:CE1	24:AY:550:MET:SD	3.03	0.51
35:BA:271(R):G:O2'	35:BA:271(S):G:H5'	2.10	0.51
24:AY:409:ILE:HG12	24:AY:656:ALA:HB3	1.91	0.51
31:B6:41:PRO:O	31:B6:42:TRP:C	2.49	0.51
35:BA:2428:G:C5'	35:BA:2429:G:OP1	2.58	0.51
1:AA:1237:C:H5''	1:AA:1238:A:C8	2.45	0.51
35:BA:2849:U:H1'	35:BA:2866:U:H6	1.75	0.51
51:BT:28:VAL:O	51:BT:28:VAL:HG12	2.11	0.51
40:BF:107:LYS:O	40:BF:108:LYS:C	2.49	0.51
24:AY:181:LEU:HD22	24:AY:279:TYR:OH	2.11	0.51
35:BA:2809:A:H2'	35:BA:2810:A:C8	2.45	0.51
40:BF:80:ALA:O	40:BF:83:PHE:HB2	2.10	0.51
35:BA:135:G:O2'	35:BA:136:G:H5'	2.10	0.51
12:AL:57:LYS:CG	12:AL:67:THR:HG22	2.41	0.51
50:BS:95:HIS:CD2	50:BS:96:GLY:N	2.79	0.51
35:BA:2732:G:H5''	35:BA:2733:A:H8	1.74	0.51
42:BH:26:VAL:HG11	42:BH:75:ALA:O	2.11	0.51
35:BA:2822:G:OP2	39:BE:110:GLY:O	2.28	0.51
47:BP:33:ARG:O	47:BP:34:GLY:C	2.48	0.51
2:AB:172:ILE:H	2:AB:172:ILE:CD1	1.95	0.51
35:BA:1044:G:O2'	35:BA:1045:A:H5''	2.11	0.51
46:BO:105:GLU:O	46:BO:109:LYS:CG	2.58	0.51
12:AL:20:LYS:N	12:AL:20:LYS:CD	2.72	0.51
1:AA:925:G:H5'	1:AA:926:G:OP1	2.11	0.51
14:AN:48:ALA:HB2	14:AN:53:LEU:HD12	1.92	0.51
1:AA:1262:C:H42	1:AA:1273:G:H1	1.59	0.51
3:AC:35:GLU:O	3:AC:36:ASP:C	2.49	0.51
35:BA:2876:G:OP1	51:BT:2:ASN:O	2.29	0.51
38:BD:108:PRO:HG2	38:BD:111:LEU:HB2	1.92	0.51
1:AA:1474:G:H4'	35:BA:1701:A:C2	2.46	0.51
4:AD:163:GLU:C	4:AD:165:MET:N	2.64	0.51
35:BA:2514:U:H2'	35:BA:2515:C:C6	2.36	0.51
32:B7:41:ARG:NH2	35:BA:460:A:OP1	2.44	0.51
35:BA:2875:C:O2'	51:BT:5:ALA:HB3	2.11	0.51
48:BQ:21:THR:O	48:BQ:22:LYS:HB3	2.11	0.51
38:BD:267:SER:C	38:BD:269:PHE:H	2.14	0.51
1:AA:714:G:H2'	1:AA:715:A:C8	2.46	0.51
35:BA:2378:A:N1	50:BS:19:LYS:HE3	2.26	0.51
35:BA:1156:A:O2'	35:BA:1157:G:P	2.69	0.51

Continued on next page...

Continued from previous page...

Atom-1	Atom-2	Interatomic distance (Å)	Clash overlap (Å)
36:BB:74:U:H2'	36:BB:75:G:H5'	1.93	0.51
42:BH:89:ILE:CD1	42:BH:94:TYR:HB3	2.40	0.51
24:AY:251:ILE:HG22	24:AY:251:ILE:O	2.10	0.51
35:BA:1209:G:H21	35:BA:1210:A:H62	1.58	0.51
32:B7:4:THR:HB	35:BA:788:A:O2'	2.11	0.51
7:AG:29:LYS:HB2	7:AG:105:VAL:HG21	1.93	0.51
35:BA:1276:A:H5''	35:BA:1276:A:C8	2.46	0.51
35:BA:962:G:H2'	35:BA:963:U:O4'	2.11	0.51
3:AC:25:GLY:C	3:AC:27:LYS:H	2.13	0.51
35:BA:2156:G:H2'	35:BA:2157:G:O4'	2.11	0.51
40:BF:132:VAL:CG2	40:BF:133:ASN:H	2.24	0.51
56:BY:77:PRO:O	56:BY:99:CYS:SG	2.58	0.51
24:AY:174:PHE:CD2	24:AY:267:LYS:HD3	2.46	0.51
35:BA:1600:C:O2	35:BA:1600:C:H2'	2.11	0.51
18:AR:29:PHE:HD2	18:AR:29:PHE:N	1.85	0.51
35:BA:821:A:H5''	35:BA:822:U:C6	2.46	0.51
25:B0:7:LEU:HB3	48:BQ:85:LYS:HG3	1.92	0.51
38:BD:134:ARG:HD3	38:BD:135:PHE:CE1	2.45	0.51
39:BE:116:VAL:HG22	39:BE:122:PHE:CG	2.46	0.51
35:BA:2749:A:C5	35:BA:2750:A:N7	2.79	0.51
46:BO:91:LEU:H	46:BO:91:LEU:HD22	1.70	0.51
11:AK:125:PHE:N	11:AK:125:PHE:HD1	2.08	0.51
35:BA:1064:C:H5'	43:BK:87:GLY:H	1.76	0.51
5:AE:145:LYS:HA	8:AH:107:LEU:CD2	2.39	0.51
8:AH:124:ALA:HB1	8:AH:129:VAL:HG22	1.92	0.51
1:AA:1511:G:O2'	1:AA:1512:U:H5'	2.11	0.51
35:BA:154(A):C:H42	35:BA:172:C:N4	2.07	0.51
22:AV:70:G:H2'	22:AV:71:C:H6	1.75	0.51
35:BA:953:A:H2'	35:BA:954:G:H8	1.74	0.51
39:BE:101:ARG:HD3	39:BE:171:GLU:HA	1.91	0.51
35:BA:2853:C:H2'	35:BA:2854:G:H8	1.75	0.51
39:BE:9:VAL:CG1	39:BE:25:VAL:HG12	2.41	0.51
1:AA:346:G:H2'	1:AA:347:G:O4'	2.10	0.51
48:BQ:21:THR:HG22	48:BQ:23:GLY:O	2.11	0.51
35:BA:1558:A:O2'	35:BA:1559:G:OP2	2.25	0.51
37:BC:149:ASN:CG	37:BC:149:ASN:O	2.46	0.51
1:AA:1372:U:OP1	9:AI:71:SER:HB3	2.10	0.51
1:AA:1442(B):A:H2'	1:AA:1442(B):A:N3	2.26	0.51
35:BA:2628:C:O2'	35:BA:2781:A:H2'	2.10	0.51
20:AT:49:ALA:HB1	20:AT:99:LEU:HG	1.91	0.51
1:AA:1082:G:C2'	1:AA:1083:U:H5'	2.41	0.51

Continued on next page...

Continued from previous page...

Atom-1	Atom-2	Interatomic distance (Å)	Clash overlap (Å)
35:BA:48:G:N2	35:BA:177:G:N2	2.59	0.51
35:BA:812:C:H1'	35:BA:1250:G:N2	2.26	0.51
1:AA:417:C:H2'	1:AA:418:C:H6	1.76	0.51
1:AA:771:G:H2'	1:AA:772:U:H6	1.76	0.51
35:BA:1588:C:H2'	35:BA:1588:C:O2	2.11	0.51
1:AA:25:C:H5'	1:AA:524:G:H1'	1.91	0.51
16:AP:75:ARG:O	16:AP:78:GLY:N	2.41	0.51
36:BB:40:U:H3'	36:BB:41:U:H5''	1.92	0.51
53:BV:39:LEU:HD12	53:BV:47:VAL:HG11	1.93	0.51
33:B8:28:GLY:HA2	33:B8:32:LEU:HD21	1.91	0.51
35:BA:2290:G:H4'	35:BA:2381:C:O2'	2.11	0.51
2:AB:164:VAL:HG12	2:AB:165:VAL:N	2.25	0.51
2:AB:204:ASN:HD22	2:AB:204:ASN:C	2.14	0.51
40:BF:139:PHE:HB2	40:BF:166:ALA:HB1	1.93	0.51
40:BF:187:VAL:HG13	47:BP:5:ASP:O	2.11	0.51
24:AY:160:ARG:HB3	24:AY:254:LYS:O	2.11	0.51
35:BA:2632:A:N3	39:BE:61:ARG:NH1	2.59	0.51
35:BA:1445(A):C:H5'	35:BA:1446:C:OP2	2.11	0.51
35:BA:1467:C:C5	35:BA:1546:C:H2'	2.46	0.51
24:AY:280:LEU:HD12	24:AY:281:PRO:HD2	1.93	0.51
37:BC:138:LEU:HD13	37:BC:139:PRO:O	2.10	0.51
45:BN:60:ILE:CG2	45:BN:61:ARG:N	2.74	0.51
46:BO:21:CYS:SG	46:BO:22:ILE:N	2.84	0.51
10:AJ:47:PHE:CE2	14:AN:37:PHE:CE2	2.99	0.51
35:BA:2839:G:H1	35:BA:2878:U:H3	1.57	0.51
35:BA:2748:A:H2	42:BH:63:SER:OG	1.94	0.51
1:AA:354:G:C2	1:AA:355:C:C6	2.98	0.51
1:AA:368:U:C4	24:AY:354:ARG:NH2	2.79	0.51
39:BE:31:CYS:O	39:BE:91:VAL:N	2.42	0.51
1:AA:1152:A:OP1	10:AJ:68:HIS:CD2	2.63	0.51
1:AA:737:A:H2'	1:AA:738:C:H6	1.75	0.51
38:BD:106:ILE:HD11	38:BD:196:VAL:CG1	2.41	0.51
46:BO:49:ARG:H	46:BO:49:ARG:CD	2.22	0.51
35:BA:11:G:N2	35:BA:2628:C:OP1	2.44	0.51
35:BA:2378:A:H8	35:BA:2378:A:O5'	1.93	0.51
1:AA:261:U:N3	1:AA:264:U:OP2	2.44	0.51
35:BA:519:U:O2'	35:BA:520:G:H5'	2.11	0.51
2:AB:12:GLU:HA	2:AB:16:HIS:CG	2.46	0.51
2:AB:60:ASP:O	2:AB:64:ARG:CZ	2.59	0.51
24:AY:545:GLY:CA	24:AY:583:LYS:HG2	2.40	0.51
35:BA:271(N):U:O5'	35:BA:271(N):U:H6	1.93	0.51

Continued on next page...

Continued from previous page...

Atom-1	Atom-2	Interatomic distance (Å)	Clash overlap (Å)
17:AQ:83:ASP:OD1	17:AQ:83:ASP:N	2.44	0.51
1:AA:865:A:H5'	1:AA:1078:U:O4	2.10	0.51
35:BA:1614:A:H2'	35:BA:1615:C:H5'	1.93	0.51
35:BA:461:C:N4	35:BA:469:G:N2	2.59	0.51
41:BG:54:GLU:C	41:BG:57:ALA:HB3	2.31	0.51
35:BA:2572:A:H2'	39:BE:144:ARG:HE	1.76	0.51
56:BY:77:PRO:O	56:BY:78:ALA:HB2	2.11	0.51
40:BF:24:LEU:CD2	40:BF:24:LEU:N	2.74	0.51
24:AY:108:PHE:CE1	24:AY:118:SER:HB2	2.45	0.51
24:AY:165:GLN:NE2	24:AY:260:LEU:HD22	2.25	0.51
41:BG:117:PHE:CE1	41:BG:119:GLY:HA2	2.46	0.51
38:BD:35:LYS:HD2	38:BD:36:PRO:HA	1.93	0.51
39:BE:111:ARG:CZ	49:BR:2:ARG:NH2	2.70	0.51
47:BP:50:ARG:HH11	47:BP:50:ARG:HG2	1.75	0.51
40:BF:127:GLU:OE1	40:BF:196:LEU:HD12	2.11	0.51
1:AA:1507:A:C8	1:AA:1530:G:N2	2.79	0.51
20:AT:104:LEU:C	20:AT:104:LEU:HD23	2.31	0.51
35:BA:2171:A:HO2'	35:BA:2172:U:H5	1.59	0.51
4:AD:13:ARG:O	4:AD:15:GLU:N	2.44	0.51
38:BD:153:ALA:O	38:BD:154:LYS:CG	2.59	0.51
39:BE:3:GLY:HA3	39:BE:81:ILE:HD12	1.93	0.51
35:BA:2556:C:C2'	35:BA:2557:G:O5'	2.59	0.51
24:AY:348:ARG:CZ	24:AY:382:GLU:HG3	2.41	0.51
35:BA:1676:A:H2'	35:BA:1677:A:O4'	2.10	0.51
35:BA:2617:C:O2'	35:BA:2618:G:H5'	2.11	0.51
47:BP:122:PRO:O	47:BP:123:LEU:HD23	2.11	0.51
37:BC:90:ALA:HA	37:BC:155:ARG:HH12	1.73	0.51
38:BD:136:ILE:HG23	38:BD:140:THR:OG1	2.11	0.51
35:BA:216:A:H2'	35:BA:217:G:C8	2.45	0.51
57:BZ:13:GLU:HB3	57:BZ:14:LYS:NZ	2.26	0.51
3:AC:165:THR:O	3:AC:165:THR:HG23	2.11	0.51
1:AA:658:G:O4'	15:AO:22:THR:HB	2.11	0.51
32:B7:48:LYS:NZ	35:BA:125:G:N2	2.59	0.51
35:BA:962:G:O2'	35:BA:963:U:H5'	2.11	0.51
35:BA:2772:C:H2'	35:BA:2773:C:H6	1.76	0.51
5:AE:57:LYS:HB3	5:AE:61:TYR:HE2	1.75	0.51
35:BA:497:A:H8	35:BA:497:A:O5'	1.94	0.51
35:BA:1218:C:H2'	35:BA:1219:G:H8	1.76	0.51
35:BA:594:U:H2'	35:BA:595:C:C6	2.46	0.51
8:AH:30:ARG:CB	8:AH:30:ARG:HH11	2.24	0.51
43:BK:96:VAL:O	43:BK:96:VAL:HG12	2.11	0.51

Continued on next page...

Continued from previous page...

Atom-1	Atom-2	Interatomic distance (Å)	Clash overlap (Å)
38:BD:200:ASP:O	38:BD:201:HIS:C	2.49	0.51
32:B7:17:GLY:O	32:B7:20:ALA:HB3	2.10	0.51
41:BG:71:THR:HG23	41:BG:90:LEU:CA	2.40	0.51
31:B6:11:LEU:HD22	31:B6:11:LEU:C	2.32	0.51
31:B6:15:GLU:CD	31:B6:44:ARG:HH12	2.12	0.51
35:BA:2349:G:H8	35:BA:2349:G:H5'	1.75	0.51
56:BY:13:VAL:HG23	56:BY:73:ARG:C	2.32	0.51
40:BF:31:HIS:O	40:BF:34:TRP:HB3	2.10	0.51
24:AY:404:VAL:HG12	24:AY:404:VAL:O	2.11	0.51
35:BA:2809:A:OP2	35:BA:2891:G:N1	2.44	0.51
57:BZ:109:ALA:HB3	57:BZ:144:LEU:O	2.10	0.51
36:BB:103:G:H5'	36:BB:104:U:P	2.51	0.51
42:BH:85:LYS:O	42:BH:85:LYS:HD3	2.11	0.51
35:BA:945:A:O2'	35:BA:946:G:H4'	2.11	0.51
1:AA:375:U:C2	1:AA:376:G:C8	2.99	0.51
3:AC:151:VAL:HG12	3:AC:152:ILE:N	2.25	0.51
5:AE:143:ARG:NH1	8:AH:77:GLU:OE2	2.44	0.51
1:AA:363:A:OP2	12:AL:33:ARG:HD3	2.10	0.51
41:BG:19:LEU:HG	41:BG:175:LEU:HD12	1.93	0.51
24:AY:357:ARG:HH11	24:AY:373:ASP:CG	2.15	0.51
4:AD:162:LEU:HD22	4:AD:178:VAL:HG13	1.93	0.51
4:AD:13:ARG:HA	4:AD:33:MET:HE3	1.91	0.51
35:BA:2712:U:C2'	35:BA:2712(A):A:O5'	2.58	0.51
57:BZ:42:VAL:CG1	57:BZ:43:GLU:N	2.71	0.51
48:BQ:56:ARG:NE	48:BQ:56:ARG:HA	2.26	0.51
6:AF:55:ASP:OD1	6:AF:56:PRO:CD	2.57	0.51
51:BT:6:LEU:HD22	51:BT:7:ILE:N	2.26	0.51
15:AO:50:HIS:O	15:AO:53:HIS:HB3	2.11	0.51
35:BA:1052:C:H3'	35:BA:1052:C:C6	2.44	0.51
56:BY:49:VAL:O	56:BY:51:VAL:HG23	2.11	0.51
1:AA:393:A:O2'	1:AA:394:G:H5'	2.10	0.51
24:AY:339:SER:O	24:AY:351:ARG:HD2	2.11	0.51
3:AC:84:ILE:O	3:AC:84:ILE:CG1	2.58	0.51
43:BK:41:PHE:CE1	43:BK:45:THR:HG21	2.46	0.51
3:AC:133:ALA:O	3:AC:137:ALA:HB2	2.10	0.51
3:AC:110:ASN:OD1	3:AC:140:ARG:HD2	2.10	0.51
35:BA:1944:U:O4'	35:BA:1955:U:H1'	2.11	0.51
38:BD:206:LEU:CD2	38:BD:211:ARG:CG	2.89	0.51
6:AF:16:GLN:H	6:AF:16:GLN:CD	2.15	0.51
1:AA:174:C:O2'	1:AA:175:C:H5'	2.10	0.51
57:BZ:9:TYR:HB3	57:BZ:35:ARG:NH2	2.26	0.51

Continued on next page...

Continued from previous page...

Atom-1	Atom-2	Interatomic distance (Å)	Clash overlap (Å)
51:BT:64:ARG:NH1	51:BT:64:ARG:HG2	2.26	0.51
50:BS:42:ASP:C	50:BS:44:LYS:H	2.13	0.51
7:AG:18:TYR:N	7:AG:18:TYR:CD1	2.78	0.51
1:AA:866:C:O5'	1:AA:866:C:H6	1.94	0.51
17:AQ:40:LYS:HE2	17:AQ:42:TYR:CZ	2.46	0.51
2:AB:35:GLU:HG2	2:AB:35:GLU:O	2.10	0.51
35:BA:1556:C:H2'	35:BA:1557:C:C6	2.45	0.51
35:BA:2314:C:C2'	35:BA:2315:G:H5'	2.40	0.50
41:BG:97:ASP:CB	41:BG:98:ARG:NH1	2.74	0.50
52:BU:57:PHE:O	52:BU:58:ARG:C	2.49	0.50
40:BF:43:LYS:HA	40:BF:98:SER:HB3	1.93	0.50
26:B1:76:ARG:HH22	26:B1:95:LEU:CG	2.24	0.50
41:BG:120:LEU:HD22	41:BG:133:LEU:HD22	1.93	0.50
46:BO:107:ARG:NH1	46:BO:107:ARG:HG3	2.24	0.50
35:BA:1450(A):C:H2'	35:BA:1451:C:C6	2.47	0.50
3:AC:167:TRP:O	3:AC:168:ALA:HB3	2.11	0.50
40:BF:168:ARG:C	40:BF:170:LEU:H	2.15	0.50
10:AJ:47:PHE:N	10:AJ:47:PHE:CD1	2.78	0.50
39:BE:48:GLN:NE2	39:BE:78:LEU:HD13	2.25	0.50
12:AL:27:LEU:O	12:AL:29:GLY:N	2.44	0.50
39:BE:101:ARG:NH1	39:BE:169:ASN:ND2	2.58	0.50
4:AD:158:ILE:HG22	4:AD:162:LEU:HD12	1.93	0.50
1:AA:736:C:H2'	1:AA:737:A:H8	1.72	0.50
38:BD:145:VAL:HG12	38:BD:146:GLU:O	2.10	0.50
51:BT:78:LEU:HB3	51:BT:79:HIS:ND1	2.27	0.50
28:B3:44:ARG:O	28:B3:45:GLY:C	2.49	0.50
57:BZ:14:LYS:HB2	57:BZ:17:ALA:CB	2.41	0.50
35:BA:2706:G:N3	35:BA:2706:G:H2'	2.26	0.50
32:B7:25:PRO:CA	32:B7:28:ARG:NH2	2.74	0.50
6:AF:22:GLU:OE2	6:AF:22:GLU:HA	2.11	0.50
13:AM:9:ILE:N	13:AM:9:ILE:HD12	2.26	0.50
24:AY:304:ASP:C	24:AY:306:ASN:H	2.14	0.50
15:AO:36:ILE:O	15:AO:37:ASN:C	2.49	0.50
35:BA:1680:U:H2'	35:BA:1681:G:O4'	2.11	0.50
35:BA:1695:G:N3	35:BA:1695:G:H3'	2.26	0.50
5:AE:139:LEU:C	5:AE:141:GLN:H	2.13	0.50
40:BF:121:GLY:O	40:BF:123:LEU:N	2.44	0.50
1:AA:1440:C:C2	1:AA:1462:G:N2	2.79	0.50
41:BG:46:ALA:HB2	41:BG:88:ILE:HG12	1.93	0.50
41:BG:44:GLY:O	41:BG:47:LYS:CD	2.59	0.50
35:BA:825:C:C2'	35:BA:826:U:H5'	2.41	0.50

Continued on next page...

Continued from previous page...

Atom-1	Atom-2	Interatomic distance (Å)	Clash overlap (Å)
2:AB:208:ILE:O	2:AB:212:GLN:HB2	2.11	0.50
18:AR:38:GLU:HA	18:AR:41:LYS:HB3	1.93	0.50
40:BF:205:ARG:C	40:BF:206:ILE:HG12	2.31	0.50
35:BA:134:C:H2'	35:BA:135:G:C8	2.47	0.50
57:BZ:145:GLU:OE1	57:BZ:146:ILE:HD13	2.11	0.50
42:BH:41:MET:HG2	42:BH:43:VAL:CG1	2.36	0.50
35:BA:252:G:OP2	47:BP:50:ARG:NH2	2.43	0.50
24:AY:684:GLN:O	24:AY:688:ILE:HD13	2.12	0.50
30:B5:33:CYS:HG	30:B5:49:CYS:HG	1.52	0.50
1:AA:741:G:H2'	1:AA:742:G:O4'	2.11	0.50
35:BA:1607:C:H5'	35:BA:1608:A:C8	2.46	0.50
8:AH:26:VAL:HG23	8:AH:27:PRO:HD2	1.94	0.50
1:AA:1512:U:H2'	1:AA:1513:A:C8	2.46	0.50
37:BC:73:VAL:CG1	37:BC:158:LYS:HA	2.35	0.50
35:BA:918:A:H1'	36:BB:80:U:O2'	2.10	0.50
35:BA:2470:G:C6	35:BA:2471:C:C5	3.00	0.50
35:BA:389:G:C6	47:BP:70:GLN:HG3	2.46	0.50
29:B4:17:GLY:HA3	29:B4:34:GLU:O	2.10	0.50
35:BA:1430:C:H42	35:BA:1563:G:H1	1.57	0.50
35:BA:2192:G:C3'	35:BA:2193:G:H5''	2.41	0.50
1:AA:688:G:H5'	11:AK:47:VAL:HA	1.94	0.50
27:B2:53:LEU:HD23	27:B2:53:LEU:O	2.11	0.50
1:AA:523:A:H61	12:AL:53:ARG:HH12	1.59	0.50
52:BU:70:ARG:NH2	52:BU:75:ASN:CB	2.75	0.50
35:BA:588:U:H2'	35:BA:589:C:H6	1.77	0.50
35:BA:1640:C:H2'	35:BA:1641:A:O4'	2.11	0.50
38:BD:28:GLU:HB2	38:BD:29:PRO:CD	2.41	0.50
40:BF:118:ALA:O	40:BF:121:GLY:N	2.45	0.50
1:AA:1113:C:H6	1:AA:1113:C:O5'	1.93	0.50
35:BA:585:G:H2'	35:BA:1251:C:H42	1.76	0.50
9:AI:56:LEU:HD23	9:AI:56:LEU:C	2.31	0.50
41:BG:42:GLY:N	41:BG:43:LEU:HD22	2.26	0.50
31:B6:5:VAL:CG1	31:B6:6:ARG:N	2.74	0.50
31:B6:54:ILE:HD13	35:BA:2420:C:H5'	1.91	0.50
27:B2:69:ARG:HG3	27:B2:70:GLN:N	2.27	0.50
51:BT:89:VAL:HG12	51:BT:91:ARG:HG3	1.93	0.50
40:BF:181:LEU:HB3	40:BF:205:ARG:HH12	1.76	0.50
35:BA:2011:U:C2'	35:BA:2012:G:H5'	2.39	0.50
24:AY:465:ARG:O	24:AY:470:PHE:HD2	1.94	0.50
35:BA:2309:A:H2'	35:BA:2310:A:C5'	2.41	0.50
33:B8:51:ALA:C	33:B8:53:PRO:HD2	2.32	0.50

Continued on next page...

Continued from previous page...

Atom-1	Atom-2	Interatomic distance (Å)	Clash overlap (Å)
42:BH:13:LYS:HA	42:BH:13:LYS:CE	2.34	0.50
50:BS:26:LEU:HD13	50:BS:87:PHE:HD1	1.75	0.50
46:BO:64:ARG:O	46:BO:82:ASN:HA	2.12	0.50
46:BO:87:ILE:HG22	46:BO:92:GLU:C	2.31	0.50
1:AA:376:G:OP2	16:AP:67:THR:HG21	2.09	0.50
5:AE:101:ILE:CD1	5:AE:119:LEU:CD2	2.84	0.50
35:BA:2762:G:C8	35:BA:2762:G:C5'	2.94	0.50
26:B1:45:ASN:HD21	26:B1:47:GLN:HE21	1.58	0.50
35:BA:2078:C:C1'	35:BA:2434:A:H1'	2.41	0.50
39:BE:34:VAL:HG11	39:BE:78:LEU:CD2	2.42	0.50
24:AY:282:SER:O	24:AY:284:LEU:N	2.44	0.50
24:AY:524:GLU:O	24:AY:564:LYS:HA	2.12	0.50
4:AD:173:TRP:CE2	4:AD:189:PRO:HB3	2.46	0.50
30:B5:27:PRO:HG3	54:BW:23:LEU:CD1	2.42	0.50
41:BG:9:ARG:HG2	41:BG:13:GLU:HG2	1.94	0.50
1:AA:552:U:H4'	12:AL:86:ARG:HG2	1.93	0.50
2:AB:91:PRO:CG	2:AB:155:LEU:HB2	2.41	0.50
35:BA:2801(A):A:H4'	35:BA:2802:G:H8	1.71	0.50
1:AA:942:G:H2'	1:AA:943:U:H6	1.75	0.50
1:AA:425:G:O2'	1:AA:426:G:H5'	2.11	0.50
42:BH:86:GLU:HA	42:BH:132:ARG:HA	1.93	0.50
38:BD:124:PRO:O	38:BD:129:ASN:ND2	2.45	0.50
35:BA:443:A:H3'	40:BF:45:ARG:HH21	1.76	0.50
35:BA:851:U:H2'	35:BA:852:G:H8	1.76	0.50
45:BN:27:ALA:HB1	45:BN:103:VAL:HG22	1.92	0.50
13:AM:3:ARG:HG2	13:AM:9:ILE:HD11	1.93	0.50
44:BL:90:ALA:HA	44:BL:91:PRO:C	2.31	0.50
35:BA:1210:A:O2'	35:BA:1211:U:OP2	2.29	0.50
4:AD:4:TYR:O	4:AD:5:ILE:HB	2.10	0.50
6:AF:89:MET:CE	18:AR:76:LEU:HD22	2.42	0.50
8:AH:30:ARG:CB	8:AH:30:ARG:NH1	2.75	0.50
2:AB:34:ALA:CB	2:AB:36:ARG:HD2	2.41	0.50
40:BF:161:GLU:O	40:BF:165:ARG:HG3	2.11	0.50
22:AV:7:G:H5''	22:AV:7:G:C8	2.46	0.50
41:BG:44:GLY:C	41:BG:46:ALA:H	2.15	0.50
41:BG:90:LEU:HD12	41:BG:91:ARG:H	1.77	0.50
35:BA:2131:G:C8	35:BA:2133:G:C2	2.98	0.50
22:AV:76:A:OP1	26:B1:33:LYS:NZ	2.38	0.50
43:BK:98:ARG:HD2	43:BK:139:VAL:HG22	1.94	0.50
10:AJ:40:LEU:CB	10:AJ:41:PRO:HD2	2.41	0.50
42:BH:44:VAL:O	42:BH:50:VAL:HG13	2.11	0.50

Continued on next page...

Continued from previous page...

Atom-1	Atom-2	Interatomic distance (Å)	Clash overlap (Å)
35:BA:1245:G:H5'	40:BF:34:TRP:HZ2	1.75	0.50
28:B3:54:VAL:HG12	28:B3:55:ARG:N	2.27	0.50
35:BA:2137:C:H2'	35:BA:2138:C:C6	2.47	0.50
49:BR:100:LEU:N	49:BR:100:LEU:HD13	2.27	0.50
1:AA:1522:U:H6	1:AA:1522:U:O5'	1.94	0.50
35:BA:1971:A:N3	38:BD:240:ALA:HA	2.26	0.50
1:AA:687:A:H62	1:AA:703:G:H1'	1.76	0.50
35:BA:2749:A:C6	35:BA:2750:A:N6	2.79	0.50
38:BD:239:ARG:NH1	38:BD:239:ARG:HG2	2.26	0.50
1:AA:368:U:OP2	24:AY:353:ALA:HB2	2.12	0.50
35:BA:1127:A:H2'	35:BA:1128:A:H5''	1.94	0.50
24:AY:512:ILE:CD1	24:AY:589:ALA:HB1	2.41	0.50
24:AY:289:ILE:HD11	24:AY:331:TYR:CZ	2.46	0.50
30:B5:25:LEU:HD12	54:BW:19:LEU:C	2.32	0.50
35:BA:2126:A:N1	35:BA:2162:G:O2'	2.44	0.50
47:BP:71:VAL:HG12	47:BP:72:PRO:HD3	1.93	0.50
3:AC:126:ARG:HB2	3:AC:128:PHE:CE2	2.46	0.50
1:AA:1442:G:C5	1:AA:1442(B):A:H2	2.29	0.50
26:B1:4:VAL:HG23	26:B1:11:ARG:HB3	1.92	0.50
35:BA:177:G:H3'	35:BA:178:G:H8	1.77	0.50
35:BA:1164:G:H1	35:BA:1185:C:N4	2.10	0.50
35:BA:1943:U:H6	35:BA:1943:U:OP1	1.94	0.50
21:AU:10:ARG:O	21:AU:13:ILE:N	2.44	0.50
22:AV:39:C:H6	22:AV:39:C:O5'	1.94	0.50
55:BX:30:VAL:HG22	55:BX:77:LYS:O	2.10	0.50
35:BA:2680:C:H2'	35:BA:2680:C:O2	2.10	0.50
35:BA:1396:U:C2'	35:BA:1396:U:O2	2.58	0.50
51:BT:100:TYR:H	51:BT:100:TYR:HD1	1.60	0.50
35:BA:2089:U:O2'	35:BA:2090:G:H5'	2.12	0.50
4:AD:101:LEU:HB2	4:AD:138:TYR:HB3	1.94	0.50
39:BE:36:ARG:NH1	39:BE:36:ARG:CG	2.44	0.50
35:BA:85:G:C2'	35:BA:86:C:H5'	2.41	0.50
35:BA:1378:A:H2'	35:BA:1380:G:N7	2.26	0.50
24:AY:409:ILE:CG1	24:AY:656:ALA:HB3	2.42	0.50
50:BS:89:ARG:NH1	50:BS:89:ARG:HG2	2.17	0.50
35:BA:1081:U:H5''	43:BK:122:ALA:HB1	1.94	0.50
39:BE:145:LYS:O	39:BE:148:GLY:N	2.44	0.50
35:BA:108:U:C2	35:BA:109:G:N7	2.80	0.50
35:BA:1884:A:C2'	35:BA:1885:A:C5'	2.78	0.50
24:AY:19:ALA:HA	24:AY:121:VAL:HG11	1.93	0.50
24:AY:252:ASP:O	24:AY:254:LYS:HE3	2.12	0.50

Continued on next page...

Continued from previous page...

Atom-1	Atom-2	Interatomic distance (Å)	Clash overlap (Å)
45:BN:45:ASN:ND2	45:BN:45:ASN:H	2.05	0.50
35:BA:1349:A:N6	35:BA:1598:C:N4	2.59	0.50
35:BA:1344:G:H1	35:BA:1403:C:H42	1.59	0.50
41:BG:125:PHE:O	41:BG:126:ASP:C	2.50	0.50
1:AA:375:U:H4'	16:AP:17:TYR:CE2	2.47	0.50
16:AP:8:ARG:O	16:AP:9:PHE:CD1	2.64	0.50
43:BK:60:TYR:OH	43:BK:66:THR:HG21	2.11	0.50
38:BD:11:PRO:C	38:BD:13:ARG:H	2.14	0.50
56:BY:88:LYS:HE2	56:BY:93:GLY:CA	2.40	0.50
38:BD:76:PRO:O	38:BD:98:VAL:HG23	2.10	0.50
38:BD:77:ALA:HB2	38:BD:97:TYR:CD2	2.46	0.50
3:AC:36:ASP:O	3:AC:39:ILE:HB	2.10	0.50
25:B0:49:LYS:O	25:B0:51:VAL:HG23	2.11	0.50
48:BQ:134:ARG:NH2	57:BZ:122:ARG:NE	2.60	0.50
53:BV:21:ARG:HB3	53:BV:91:TYR:HD2	1.71	0.50
8:AH:114:THR:C	8:AH:116:LYS:H	2.15	0.50
1:AA:630:G:C2'	1:AA:631:G:H5''	2.42	0.50
24:AY:644:ARG:O	24:AY:645:ALA:HB2	2.11	0.50
53:BV:19:LYS:NZ	53:BV:22:VAL:HG13	2.26	0.50
35:BA:883:G:H2'	35:BA:884:C:O4'	2.12	0.50
35:BA:849:A:N6	35:BA:928:G:H1'	2.26	0.50
2:AB:115:LEU:HD13	2:AB:145:LEU:HB3	1.92	0.50
9:AI:45:ALA:O	9:AI:48:GLU:HB2	2.12	0.50
9:AI:95:LYS:HD3	9:AI:95:LYS:C	2.31	0.50
21:AU:18:TYR:HD2	21:AU:24:ARG:HA	1.77	0.50
26:B1:50:ARG:HD2	35:BA:2200:C:OP1	2.12	0.50
1:AA:394:G:H2'	1:AA:395:C:C6	2.46	0.50
20:AT:50:GLU:HG3	20:AT:51:GLU:H	1.77	0.50
36:BB:117:G:O2'	36:BB:118:G:H5'	2.12	0.50
1:AA:993:G:N2	1:AA:996:A:N6	2.60	0.50
39:BE:52:LEU:O	39:BE:74:PRO:CA	2.58	0.50
40:BF:7:TYR:HD2	40:BF:16:GLY:HA3	1.75	0.50
35:BA:724:U:C2'	35:BA:725:G:H5'	2.42	0.50
35:BA:267:C:H2'	35:BA:268:C:H6	1.76	0.50
52:BU:74:LEU:HD13	52:BU:74:LEU:C	2.31	0.50
1:AA:337:C:H2'	1:AA:338:A:H8	1.77	0.50
1:AA:311:C:HO2'	1:AA:312:C:H5'	1.75	0.50
35:BA:1353:A:H2'	35:BA:1354:A:C8	2.46	0.50
35:BA:231:C:H2'	35:BA:232:G:O4'	2.10	0.50
11:AK:89:ALA:O	11:AK:91:ARG:N	2.39	0.50
52:BU:55:ARG:HA	52:BU:58:ARG:HG3	1.93	0.50

Continued on next page...

Continued from previous page...

Atom-1	Atom-2	Interatomic distance (Å)	Clash overlap (Å)
35:BA:2135:A:H2'	35:BA:2136:C:O4'	2.12	0.50
31:B6:43:CYS:CB	31:B6:44:ARG:NH2	2.60	0.50
31:B6:54:ILE:HD13	35:BA:2420:C:C4'	2.41	0.50
35:BA:657:U:H2'	35:BA:658:C:C6	2.46	0.50
24:AY:259:PHE:CE2	24:AY:275:ALA:HB1	2.45	0.50
35:BA:211:A:O2'	35:BA:212:G:H5'	2.11	0.50
41:BG:111:LEU:CD2	41:BG:120:LEU:HD21	2.41	0.50
1:AA:1130:A:H4'	9:AI:18:PHE:CE1	2.47	0.50
42:BH:83:TYR:CB	42:BH:134:SER:HA	2.37	0.50
46:BO:115:VAL:CG1	46:BO:121:VAL:HG21	2.40	0.50
16:AP:9:PHE:HE2	16:AP:18:ARG:CZ	2.25	0.50
53:BV:32:THR:CG2	53:BV:33:VAL:H	2.24	0.50
1:AA:1115:C:H1'	14:AN:61:TRP:O	2.12	0.50
35:BA:2884:U:H2'	35:BA:2885:C:C5'	2.42	0.50
35:BA:729:G:H2'	35:BA:1775:U:O2	2.11	0.50
47:BP:84:ASN:C	47:BP:86:LYS:N	2.65	0.50
41:BG:108:ASN:C	41:BG:109:VAL:HG23	2.28	0.50
35:BA:2577:A:H5'	35:BA:2578:G:C5'	2.38	0.50
33:B8:43:GLN:O	33:B8:44:LYS:HD2	2.11	0.50
9:AI:83:ARG:O	9:AI:86:VAL:HG12	2.11	0.50
35:BA:1682:G:H2'	35:BA:1683:C:H6	1.71	0.50
1:AA:260:G:H2'	1:AA:261:U:H6	1.77	0.50
35:BA:1196:C:O2'	35:BA:1197:G:H5'	2.12	0.50
35:BA:1169:G:N2	35:BA:1181:C:N3	2.58	0.50
32:B7:16:HIS:O	32:B7:43:THR:HG23	2.11	0.50
12:AL:109:GLY:HA3	12:AL:121:GLY:O	2.12	0.50
32:B7:18:PHE:CE2	32:B7:22:MET:HG3	2.47	0.50
35:BA:1567:A:C5'	38:BD:58:HIS:CD2	2.94	0.50
35:BA:2352:A:H2'	35:BA:2353:G:H5'	1.93	0.50
1:AA:134:A:C2'	1:AA:135:C:H5'	2.42	0.50
1:AA:651:C:H2'	1:AA:652:U:C6	2.47	0.50
52:BU:53:ARG:O	52:BU:56:ASP:N	2.29	0.50
26:B1:80:LEU:CD2	26:B1:81:LYS:H	2.25	0.50
56:BY:13:VAL:CG2	56:BY:73:ARG:O	2.60	0.50
1:AA:1225:A:H3'	1:AA:1226:C:C6	2.47	0.50
13:AM:91:ARG:CD	13:AM:97:PRO:O	2.60	0.50
35:BA:2820:A:C8	39:BE:191:PRO:HB2	2.46	0.50
33:B8:53:PRO:HA	33:B8:56:GLU:HB2	1.93	0.50
4:AD:78:LEU:HD13	4:AD:97:LEU:HD23	1.93	0.50
35:BA:259:G:H1'	35:BA:621:A:O2'	2.12	0.50
15:AO:76:GLU:C	15:AO:78:TYR:N	2.64	0.50

Continued on next page...

Continued from previous page...

Atom-1	Atom-2	Interatomic distance (Å)	Clash overlap (Å)
43:BK:10:LEU:CD1	43:BK:57:ILE:HD13	2.42	0.50
14:AN:37:PHE:CD1	14:AN:39:LEU:HD12	2.47	0.50
35:BA:2838:G:H1'	49:BR:45:ARG:HH11	1.77	0.50
35:BA:654(A):G:H2'	35:BA:654(B):C:O4'	2.12	0.50
3:AC:35:GLU:O	3:AC:38:ARG:HG2	2.11	0.50
1:AA:973:G:C1'	10:AJ:55:LYS:CE	2.86	0.50
8:AH:104:ARG:HB3	8:AH:108:GLY:H	1.76	0.50
8:AH:134:ILE:O	8:AH:135:CYS:HB3	2.12	0.50
13:AM:54:VAL:C	13:AM:56:LEU:N	2.63	0.50
35:BA:240:G:C3'	35:BA:241:A:H5''	2.37	0.50
1:AA:202:U:H5'	1:AA:203:U:H5	1.77	0.50
57:BZ:179:ASP:HB3	57:BZ:182:LYS:CD	2.40	0.50
27:B2:41:ILE:HD11	27:B2:44:LEU:CD1	2.40	0.50
9:AI:8:GLY:HA2	9:AI:79:LEU:HD12	1.94	0.50
9:AI:79:LEU:CD1	9:AI:83:ARG:HB2	2.39	0.50
35:BA:1409:C:O2'	35:BA:1410:G:H5'	2.11	0.50
42:BH:149:ARG:HA	42:BH:162:ILE:HG13	1.93	0.50
35:BA:9:U:O4	35:BA:2629:A:N7	2.44	0.50
35:BA:338:G:H2'	35:BA:339:U:C6	2.47	0.50
35:BA:2206:G:C2	35:BA:2207:G:H5'	2.46	0.50
47:BP:89:ALA:HA	47:BP:121:LYS:HD3	1.94	0.50
2:AB:62:ALA:C	2:AB:64:ARG:H	2.14	0.50
2:AB:86:GLU:O	2:AB:88:ALA:N	2.44	0.50
35:BA:2861:G:H2'	35:BA:2862:G:H8	1.77	0.50
35:BA:1221(A):C:C2	35:BA:1229:G:N2	2.80	0.50
42:BH:103:LEU:CB	42:BH:123:PHE:HD2	2.25	0.50
49:BR:18:LEU:HD23	49:BR:19:ALA:N	2.27	0.50
35:BA:636:G:OP1	47:BP:132:LYS:HG3	2.11	0.50
35:BA:1756:G:H4'	35:BA:1758:G:O4'	2.12	0.50
35:BA:685:A:C5	35:BA:774:A:C2	3.00	0.50
8:AH:29:SER:OG	8:AH:32:LYS:HG3	2.11	0.50
1:AA:562:C:H1'	12:AL:15:ARG:HD2	1.93	0.50
35:BA:2121:G:O2'	37:BC:168:LYS:HG2	2.11	0.50
41:BG:62:LEU:H	41:BG:62:LEU:CD1	2.24	0.50
35:BA:559:G:N2	52:BU:49:HIS:CD2	2.79	0.50
56:BY:29:GLU:HB2	56:BY:38:ILE:CG2	2.42	0.50
2:AB:223:ILE:HG23	2:AB:226:ARG:CZ	2.42	0.50
35:BA:302:C:O2'	35:BA:303:U:H5'	2.11	0.50
27:B2:66:GLU:O	27:B2:69:ARG:HG2	2.11	0.50
24:AY:204:GLU:O	24:AY:205:TYR:C	2.50	0.50
24:AY:252:ASP:CB	24:AY:254:LYS:CE	2.83	0.50

Continued on next page...

Continued from previous page...

Atom-1	Atom-2	Interatomic distance (Å)	Clash overlap (Å)
35:BA:2807:G:H2'	35:BA:2808:U:H5''	1.91	0.50
58:AY:701:FUA:H241	58:AY:701:FUA:O5	2.11	0.50
41:BG:106:LEU:O	41:BG:111:LEU:HD12	2.11	0.50
10:AJ:4:ILE:CD1	10:AJ:4:ILE:N	2.74	0.50
38:BD:35:LYS:NZ	38:BD:36:PRO:HD3	2.26	0.50
35:BA:1517:G:C5'	35:BA:1517:G:H8	2.15	0.50
39:BE:47:VAL:CG2	39:BE:84:PHE:O	2.60	0.50
20:AT:103:GLY:O	20:AT:104:LEU:C	2.50	0.50
1:AA:1299:A:C2	1:AA:1301:U:C2	3.00	0.50
48:BQ:12:GLN:HE21	48:BQ:72:LYS:HA	1.76	0.50
24:AY:649:LEU:HD21	24:AY:671:MET:HE3	1.94	0.50
4:AD:163:GLU:C	4:AD:165:MET:H	2.15	0.50
35:BA:2469:A:O3'	48:BQ:56:ARG:NH1	2.44	0.50
27:B2:38:GLN:HA	27:B2:41:ILE:HG23	1.93	0.50
1:AA:707:C:H4'	11:AK:20:TYR:CD1	2.47	0.50
51:BT:11:GLU:C	51:BT:13:ARG:N	2.65	0.50
51:BT:6:LEU:O	51:BT:9:LEU:N	2.45	0.50
48:BQ:130:LYS:HZ2	57:BZ:80:ARG:NH1	2.10	0.50
9:AI:82:ALA:HA	9:AI:85:LEU:HD11	1.94	0.50
35:BA:1097:U:H2'	35:BA:1098:A:C5'	2.40	0.50
19:AS:22:LEU:HD13	19:AS:27:GLU:CD	2.32	0.50
24:AY:147:TRP:O	24:AY:150:ILE:N	2.45	0.50
20:AT:97:ALA:O	20:AT:99:LEU:HD23	2.11	0.50
1:AA:678:U:H2'	1:AA:679:C:H6	1.75	0.50
11:AK:106:LYS:O	11:AK:107:SER:HB3	2.12	0.50
35:BA:724:U:O2'	35:BA:725:G:H5'	2.11	0.50
6:AF:19:LEU:HD23	6:AF:19:LEU:C	2.32	0.50
48:BQ:135:ASP:O	48:BQ:138:ASP:OD2	2.29	0.50
1:AA:1399:C:C2	1:AA:1401:G:C5	3.00	0.50
35:BA:2457:U:C2'	35:BA:2458:G:H5'	2.41	0.50
24:AY:498:ILE:HG22	24:AY:507:TYR:CG	2.47	0.50
56:BY:75:ILE:O	56:BY:75:ILE:HG23	2.12	0.50
35:BA:2131:G:H5'	35:BA:2133:G:C1'	2.42	0.50
43:BK:114:ASP:O	43:BK:115:LEU:O	2.30	0.50
56:BY:13:VAL:HG23	56:BY:74:PRO:HA	1.94	0.50
35:BA:2850:A:OP2	35:BA:2866:U:H5	1.94	0.50
40:BF:204:ASN:C	40:BF:206:ILE:N	2.64	0.50
24:AY:252:ASP:HB3	24:AY:254:LYS:CE	2.42	0.50
34:B9:3:VAL:HG22	34:B9:35:ARG:NH2	2.27	0.50
35:BA:2308:G:N7	35:BA:2310:A:C5'	2.65	0.50
9:AI:24:GLY:HA2	9:AI:59:PHE:O	2.11	0.50

Continued on next page...

Continued from previous page...

Atom-1	Atom-2	Interatomic distance (Å)	Clash overlap (Å)
33:B8:53:PRO:HG2	33:B8:54:GLU:H	1.76	0.50
47:BP:144:GLU:N	47:BP:145:PRO:HD3	2.26	0.50
49:BR:79:LEU:HD13	49:BR:79:LEU:O	2.10	0.50
57:BZ:48:PHE:CE1	57:BZ:71:VAL:HG21	2.47	0.50
36:BB:68:C:H2'	36:BB:69:G:C8	2.44	0.50
24:AY:337:SER:CA	24:AY:355:LEU:HD23	2.42	0.50
8:AH:123:GLU:O	8:AH:126:LYS:HB3	2.12	0.50
39:BE:103:ASP:OD2	39:BE:201:THR:HA	2.12	0.50
37:BC:97:GLY:O	37:BC:100:ILE:HG12	2.12	0.50
48:BQ:58:PHE:O	48:BQ:59:ARG:C	2.49	0.50
39:BE:25:VAL:HG22	39:BE:183:LEU:HG	1.93	0.50
6:AF:33:TYR:HB2	6:AF:75:LEU:CD1	2.42	0.50
35:BA:41:C:H2'	35:BA:42:G:C1'	2.41	0.50
35:BA:1668:A:N6	35:BA:1676:A:H61	2.10	0.50
7:AG:28:ASN:OD1	7:AG:36:LYS:NZ	2.44	0.50
36:BB:51:G:H5'	36:BB:52:A:OP2	2.12	0.50
6:AF:80:ARG:NH1	6:AF:88:VAL:HB	2.25	0.50
57:BZ:99:TYR:HA	57:BZ:124:ILE:O	2.12	0.50
35:BA:1329:U:H5'	35:BA:1330:C:H5	1.77	0.50
3:AC:136:GLN:O	3:AC:138:VAL:N	2.45	0.50
11:AK:82:VAL:HB	11:AK:108:ILE:HA	1.93	0.50
50:BS:56:LEU:C	50:BS:58:LEU:H	2.14	0.50
35:BA:220:G:H1	35:BA:427:U:H2'	1.77	0.50
1:AA:961:U:C2'	1:AA:962:C:H5'	2.41	0.50
35:BA:1531:C:H2'	35:BA:1532:C:C6	2.47	0.50
35:BA:247:G:H4'	35:BA:386:G:C5	2.47	0.50
35:BA:2694:G:O2'	35:BA:2695:C:H5'	2.11	0.50
27:B2:29:LYS:O	27:B2:31:GLU:N	2.44	0.50
56:BY:20:TYR:N	56:BY:20:TYR:CD1	2.79	0.50
36:BB:99:G:O5'	36:BB:99:G:H8	1.95	0.50
24:AY:114:VAL:HG22	24:AY:114:VAL:O	2.11	0.50
2:AB:53:ARG:O	2:AB:53:ARG:HG2	2.11	0.50
24:AY:572:TYR:CD1	24:AY:572:TYR:N	2.80	0.50
2:AB:24:TRP:CZ3	2:AB:26:PRO:HA	2.47	0.50
1:AA:930:C:O2'	1:AA:931:C:H5'	2.11	0.50
8:AH:44:PHE:O	8:AH:80:ILE:HD11	2.11	0.50
52:BU:61:TRP:HB3	52:BU:93:LYS:HB3	1.93	0.49
31:B6:38:LYS:HG3	31:B6:47:THR:O	2.12	0.49
24:AY:112:GLN:O	24:AY:115:GLU:HB3	2.12	0.49
24:AY:124:GLN:CA	24:AY:127:LYS:HD2	2.42	0.49
24:AY:218:GLU:HG2	44:BL:80:LEU:HB3	1.94	0.49

Continued on next page...

Continued from previous page...

Atom-1	Atom-2	Interatomic distance (Å)	Clash overlap (Å)
57:BZ:115:GLY:C	57:BZ:116:VAL:CG2	2.80	0.49
57:BZ:115:GLY:O	57:BZ:116:VAL:CG2	2.60	0.49
35:BA:2305:A:H2'	35:BA:2306:C:O4'	2.12	0.49
9:AI:59:PHE:CD1	9:AI:59:PHE:N	2.79	0.49
35:BA:1899:G:O2'	35:BA:1900:A:H5''	2.12	0.49
35:BA:1141:U:H5''	45:BN:63:THR:HG23	1.94	0.49
3:AC:93:LYS:HG2	3:AC:93:LYS:O	2.12	0.49
27:B2:58:ALA:O	27:B2:61:LEU:HB2	2.12	0.49
2:AB:32:ILE:HD11	2:AB:40:HIS:HB3	1.94	0.49
30:B5:2:ALA:N	35:BA:2015:A:N3	2.59	0.49
24:AY:34:TYR:HD2	24:AY:35:TYR:CD2	2.30	0.49
35:BA:2749:A:H4'	42:BH:62:LYS:HB3	1.94	0.49
48:BQ:134:ARG:HH11	48:BQ:134:ARG:HG3	1.77	0.49
35:BA:154(A):C:H3'	35:BA:155:U:H5''	1.92	0.49
1:AA:472:A:H1'	16:AP:82:GLN:OE1	2.12	0.49
35:BA:532:A:H4'	35:BA:533:G:C8	2.46	0.49
1:AA:1320:C:N4	19:AS:36:ARG:HG3	2.26	0.49
35:BA:2872:G:O2'	35:BA:2873:A:H5'	2.12	0.49
35:BA:848:G:H5'	35:BA:849:A:P	2.52	0.49
1:AA:439:A:H2'	1:AA:441:A:C5'	2.42	0.49
42:BH:31:GLY:O	42:BH:79:VAL:CG1	2.60	0.49
24:AY:659:LEU:C	24:AY:659:LEU:HD13	2.32	0.49
1:AA:883:C:O2'	1:AA:884:U:H5'	2.12	0.49
35:BA:291:C:N3	35:BA:350:U:O2	2.45	0.49
38:BD:117:VAL:CG2	38:BD:118:VAL:N	2.74	0.49
35:BA:324:A:OP2	35:BA:1205:U:N3	2.42	0.49
35:BA:1164:G:H2'	35:BA:1165:U:C6	2.46	0.49
1:AA:499:A:C4'	1:AA:500:G:OP1	2.60	0.49
1:AA:1361:G:C5'	1:AA:1362:C:OP2	2.60	0.49
19:AS:48:THR:HG22	19:AS:61:TYR:HD1	1.77	0.49
21:AU:10:ARG:O	21:AU:13:ILE:HB	2.12	0.49
21:AU:8:THR:O	21:AU:9:ARG:C	2.48	0.49
1:AA:106:C:H2'	1:AA:107:G:H5'	1.94	0.49
45:BN:78:TYR:H	45:BN:78:TYR:HD1	1.60	0.49
40:BF:121:GLY:C	40:BF:123:LEU:H	2.15	0.49
22:AV:7:G:H8	22:AV:7:G:H5''	1.74	0.49
1:AA:117:G:H8	1:AA:117:G:O5'	1.95	0.49
26:B1:25:LYS:HB2	26:B1:31:GLY:HA2	1.94	0.49
7:AG:113:GLU:HG2	7:AG:119:ARG:HG2	1.92	0.49
2:AB:44:LEU:O	2:AB:47:THR:HB	2.12	0.49
51:BT:24:PRO:HA	51:BT:49:VAL:HG22	1.93	0.49

Continued on next page...

Continued from previous page...

Atom-1	Atom-2	Interatomic distance (Å)	Clash overlap (Å)
36:BB:30:C:OP2	50:BS:32:LEU:HD21	2.12	0.49
38:BD:35:LYS:CG	38:BD:63:ARG:HA	2.33	0.49
1:AA:1129:C:H5'	1:AA:1129:C:C6	2.45	0.49
35:BA:1840:G:H1	35:BA:1902:C:N4	2.10	0.49
35:BA:948:G:H1	35:BA:969:U:H3	1.60	0.49
35:BA:2330:G:H2'	35:BA:2331:G:O4'	2.12	0.49
15:AO:24:SER:O	15:AO:25:THR:C	2.49	0.49
4:AD:129:ASN:N	4:AD:129:ASN:HD22	2.11	0.49
36:BB:68:C:H2'	36:BB:69:G:O4'	2.12	0.49
36:BB:16:G:N2	36:BB:69:G:H1'	2.26	0.49
38:BD:9:TYR:CE1	38:BD:13:ARG:HD3	2.47	0.49
41:BG:135:LEU:HD13	41:BG:135:LEU:O	2.12	0.49
1:AA:949:A:H2'	1:AA:950:U:O4'	2.12	0.49
1:AA:785:G:C2'	1:AA:786:G:H5'	2.42	0.49
24:AY:492:ASP:OD2	24:AY:513:LYS:HD2	2.11	0.49
1:AA:473:G:H2'	1:AA:474:G:C8	2.42	0.49
35:BA:917:A:H2'	35:BA:918:A:O4'	2.12	0.49
4:AD:9:CYS:SG	4:AD:22:LYS:HD2	2.53	0.49
35:BA:2556:C:H2'	35:BA:2557:G:O5'	2.11	0.49
56:BY:49:VAL:HG12	56:BY:50:ARG:N	2.26	0.49
3:AC:14:ILE:O	3:AC:15:THR:HB	2.12	0.49
24:AY:154:GLN:HA	24:AY:158:GLY:HA2	1.93	0.49
35:BA:1798:U:C4	35:BA:1819:A:C2	3.00	0.49
2:AB:152:PHE:C	2:AB:152:PHE:CD1	2.85	0.49
27:B2:25:VAL:O	27:B2:27:GLU:N	2.45	0.49
53:BV:8:GLY:O	53:BV:10:LYS:HE3	2.12	0.49
1:AA:1203:C:OP1	14:AN:3:ARG:HD3	2.11	0.49
35:BA:464:U:C2	35:BA:788:A:N6	2.80	0.49
35:BA:688:U:H2'	35:BA:689:A:C8	2.47	0.49
1:AA:955:U:H2'	1:AA:956:U:C6	2.48	0.49
3:AC:120:VAL:HG12	3:AC:121:ALA:N	2.27	0.49
6:AF:3:ARG:HG3	6:AF:3:ARG:HH11	1.76	0.49
35:BA:1667:G:O5'	35:BA:1667:G:C2'	2.61	0.49
56:BY:8:LYS:HB2	56:BY:28:LYS:HZ3	1.75	0.49
35:BA:2394:C:C6	35:BA:2395:C:H5	2.29	0.49
24:AY:465:ARG:O	24:AY:470:PHE:CD2	2.66	0.49
58:AY:701:FUA:C21	58:AY:701:FUA:O2	2.54	0.49
35:BA:2531:A:OP1	42:BH:177:GLY:C	2.51	0.49
33:B8:48:PHE:O	33:B8:49:VAL:CG1	2.53	0.49
33:B8:62:LEU:N	33:B8:63:PRO:CD	2.76	0.49
47:BP:47:ASP:OD2	47:BP:50:ARG:NH1	2.45	0.49

Continued on next page...

Continued from previous page...

Atom-1	Atom-2	Interatomic distance (Å)	Clash overlap (Å)
41:BG:125:PHE:CZ	41:BG:173:LEU:HD12	2.48	0.49
35:BA:947:G:H2'	35:BA:948:G:C8	2.44	0.49
1:AA:388:G:H4'	1:AA:390:C:N4	2.25	0.49
49:BR:96:ARG:O	49:BR:114:VAL:HA	2.13	0.49
3:AC:32:LEU:HB3	3:AC:59:ARG:NH2	2.23	0.49
13:AM:70:LEU:HD23	13:AM:71:ARG:N	2.28	0.49
35:BA:1773:A:C2'	35:BA:1774:C:H5'	2.42	0.49
35:BA:654(R):C:HO2'	35:BA:654(S):G:H8	1.57	0.49
24:AY:65:ILE:HD13	24:AY:65:ILE:N	2.26	0.49
4:AD:173:TRP:HB3	4:AD:187:ARG:HH12	1.76	0.49
39:BE:101:ARG:HH11	39:BE:169:ASN:ND2	2.11	0.49
53:BV:61:VAL:HA	53:BV:94:LEU:CD2	2.41	0.49
35:BA:528:A:N1	35:BA:2042:A:H2'	2.28	0.49
1:AA:1318:A:H4'	19:AS:10:PHE:CD2	2.46	0.49
24:AY:5:VAL:CG1	24:AY:6:GLU:N	2.75	0.49
1:AA:184:G:O2'	1:AA:185:A:H5'	2.12	0.49
1:AA:1339:A:H2'	1:AA:1340:A:O4'	2.12	0.49
42:BH:86:GLU:HG3	42:BH:130:ARG:NH1	2.26	0.49
20:AT:43:LEU:HB2	20:AT:52:ALA:HB2	1.94	0.49
35:BA:552:G:O2'	35:BA:553:G:H5'	2.11	0.49
35:BA:1941:C:C4	35:BA:1942:C:N4	2.80	0.49
45:BN:49:GLY:CA	45:BN:119:ARG:HH12	2.25	0.49
35:BA:426:C:O2'	35:BA:427:U:H5'	2.12	0.49
35:BA:654(P):C:H2'	35:BA:654(Q):C:C5'	2.43	0.49
35:BA:2653:U:O2'	42:BH:110:SER:CB	2.60	0.49
51:BT:100:TYR:N	51:BT:100:TYR:CD1	2.79	0.49
27:B2:29:LYS:O	27:B2:30:ARG:C	2.50	0.49
1:AA:61:G:H2'	1:AA:62:U:O4'	2.11	0.49
43:BK:62:ASP:O	43:BK:63:ARG:HB2	2.12	0.49
24:AY:236:GLU:HG3	24:AY:236:GLU:O	2.12	0.49
35:BA:1208:C:O2	35:BA:1208:C:H2'	2.12	0.49
39:BE:64:LYS:C	39:BE:66:HIS:H	2.15	0.49
52:BU:82:GLY:C	52:BU:84:LYS:N	2.65	0.49
35:BA:1484:G:H2'	35:BA:1485:G:C5'	2.42	0.49
50:BS:14:VAL:O	50:BS:15:ARG:C	2.50	0.49
35:BA:92:A:H2'	35:BA:93:G:C8	2.47	0.49
35:BA:2454:G:C2'	35:BA:2455:G:C5'	2.87	0.49
24:AY:206:LEU:O	24:AY:209:ALA:HB3	2.13	0.49
24:AY:415:PRO:HB2	24:AY:421:GLN:CA	2.42	0.49
24:AY:423:LYS:CB	24:AY:472:VAL:HG22	2.33	0.49
41:BG:106:LEU:HG	41:BG:106:LEU:O	2.11	0.49

Continued on next page...

Continued from previous page...

Atom-1	Atom-2	Interatomic distance (Å)	Clash overlap (Å)
45:BN:62:VAL:O	45:BN:63:THR:C	2.49	0.49
53:BV:5:VAL:HG23	53:BV:37:VAL:HG23	1.95	0.49
18:AR:53:ARG:C	18:AR:55:ARG:N	2.65	0.49
17:AQ:17:LYS:HA	17:AQ:46:ASP:O	2.12	0.49
3:AC:167:TRP:CE3	3:AC:168:ALA:N	2.76	0.49
35:BA:1516:C:O2'	35:BA:1517:G:H5''	2.11	0.49
3:AC:59:ARG:CG	3:AC:64:VAL:HA	2.42	0.49
30:B5:2:ALA:N	35:BA:2015:A:H1'	2.27	0.49
35:BA:2014:A:H4'	54:BW:92:ARG:HH12	1.78	0.49
13:AM:66:LEU:O	13:AM:70:LEU:HB3	2.13	0.49
10:AJ:50:ILE:HD11	14:AN:41:ARG:HH11	1.77	0.49
35:BA:1697:G:C3'	35:BA:1698:A:H5''	2.36	0.49
35:BA:2019:A:O4'	52:BU:34:LYS:HD2	2.12	0.49
39:BE:101:ARG:NE	39:BE:171:GLU:CB	2.73	0.49
13:AM:35:GLU:HG3	13:AM:36:LYS:N	2.26	0.49
35:BA:1116:C:H6	35:BA:1116:C:O5'	1.95	0.49
1:AA:165:C:O2'	1:AA:166:G:H5'	2.13	0.49
38:BD:145:VAL:HG13	38:BD:191:ALA:HB2	1.94	0.49
15:AO:39:LEU:CD1	15:AO:56:LEU:HB2	2.43	0.49
35:BA:229:A:C8	35:BA:229:A:OP1	2.63	0.49
35:BA:82:G:C5'	35:BA:296:C:H5'	2.40	0.49
35:BA:2199:A:H3'	35:BA:2200:C:C6	2.45	0.49
35:BA:68:G:H2'	35:BA:69:C:H6	1.76	0.49
1:AA:1190:G:H3'	3:AC:3:ASN:HD22	1.77	0.49
1:AA:149:A:H2'	1:AA:149:A:N3	2.27	0.49
4:AD:62:GLN:O	4:AD:66:ARG:HD2	2.13	0.49
35:BA:1967:C:H2'	35:BA:1968:G:C5'	2.41	0.49
3:AC:153:VAL:HG12	3:AC:154:SER:N	2.27	0.49
1:AA:312:C:H2'	1:AA:313:A:C8	2.48	0.49
1:AA:56:U:H2'	1:AA:57:G:C8	2.47	0.49
8:AH:30:ARG:NH1	8:AH:30:ARG:HB3	2.27	0.49
6:AF:11:ASN:HB3	6:AF:14:LEU:HG	1.94	0.49
7:AG:21:VAL:HG23	7:AG:22:LEU:N	2.27	0.49
7:AG:4:ARG:HB3	7:AG:5:ARG:HH11	1.77	0.49
35:BA:152:G:H1	35:BA:174:C:H42	1.60	0.49
35:BA:104:U:OP2	35:BA:105:C:H5	1.95	0.49
40:BF:41:LEU:HD23	40:BF:44:ARG:NE	2.27	0.49
24:AY:177:ILE:CG2	24:AY:178:ILE:N	2.75	0.49
24:AY:140:ASP:OD2	24:AY:265:LYS:HE2	2.13	0.49
55:BX:36:LYS:HA	55:BX:39:ILE:HB	1.94	0.49
41:BG:117:PHE:HE1	41:BG:120:LEU:N	2.11	0.49

Continued on next page...

Continued from previous page...

Atom-1	Atom-2	Interatomic distance (Å)	Clash overlap (Å)
38:BD:35:LYS:C	38:BD:35:LYS:HD2	2.31	0.49
1:AA:59:A:H3'	1:AA:331:G:H22	1.77	0.49
35:BA:2075:U:C2'	35:BA:2076:U:H5''	2.43	0.49
1:AA:1277:C:H6	1:AA:1277:C:C3'	2.23	0.49
4:AD:12:CYS:HG	4:AD:31:CYS:HG	1.54	0.49
35:BA:1115:G:H2'	35:BA:1116:C:C6	2.46	0.49
35:BA:406:G:O2'	35:BA:407:G:P	2.71	0.49
37:BC:117:THR:O	37:BC:120:VAL:HG22	2.13	0.49
35:BA:1173:G:H4'	35:BA:1174:A:OP1	2.12	0.49
1:AA:182:U:H3'	1:AA:183:G:C5'	2.42	0.49
35:BA:1095:A:H2'	35:BA:1096:A:C8	2.48	0.49
20:AT:48:LYS:O	20:AT:49:ALA:C	2.51	0.49
4:AD:204:ILE:C	4:AD:206:PHE:N	2.66	0.49
1:AA:260:G:H2'	1:AA:261:U:C6	2.46	0.49
35:BA:1166:C:H2'	35:BA:1167:U:H6	1.78	0.49
1:AA:659:U:O2'	1:AA:660:G:H5'	2.11	0.49
57:BZ:9:TYR:N	57:BZ:9:TYR:HD1	2.08	0.49
48:BQ:41:TRP:CD1	48:BQ:96:VAL:HG22	2.48	0.49
35:BA:680:G:H2'	35:BA:681:G:H8	1.78	0.49
35:BA:986:C:C2'	35:BA:987:G:H5'	2.43	0.49
27:B2:18:PRO:HG2	27:B2:19:VAL:H	1.77	0.49
32:B7:19:ARG:HA	32:B7:22:MET:HB2	1.95	0.49
49:BR:50:HIS:O	49:BR:51:LEU:C	2.48	0.49
15:AO:11:VAL:O	15:AO:14:GLU:HB3	2.13	0.49
3:AC:22:TRP:CZ2	14:AN:54:PRO:HG2	2.47	0.49
4:AD:200:GLU:H	4:AD:200:GLU:CD	2.15	0.49
54:BW:50:VAL:HG13	54:BW:51:LEU:N	2.26	0.49
41:BG:59:GLU:C	41:BG:61:ALA:N	2.65	0.49
50:BS:14:VAL:CG1	50:BS:16:ASN:ND2	2.75	0.49
22:AV:76:A:H4'	22:AV:76:A:OP1	2.11	0.49
43:BK:81:ALA:O	43:BK:82:ALA:HB2	2.12	0.49
10:AJ:40:LEU:HD21	10:AJ:71:LEU:HB3	1.93	0.49
47:BP:6:LEU:HG	47:BP:7:ARG:H	1.78	0.49
24:AY:227:ILE:HD13	24:AY:242:LEU:HA	1.95	0.49
57:BZ:28:MET:HA	57:BZ:88:PHE:O	2.13	0.49
33:B8:61:LEU:C	33:B8:63:PRO:HD2	2.32	0.49
37:BC:76:LEU:HB3	37:BC:114:VAL:HA	1.93	0.49
35:BA:1141:U:H6	45:BN:63:THR:HG21	1.78	0.49
35:BA:2882:A:H5'	49:BR:96:ARG:HG3	1.93	0.49
1:AA:1116:C:H1'	1:AA:1185:G:N2	2.28	0.49
24:AY:406:GLU:CB	24:AY:407:PRO:CD	2.91	0.49

Continued on next page...

Continued from previous page...

Atom-1	Atom-2	Interatomic distance (Å)	Clash overlap (Å)
24:AY:82:ILE:HD12	24:AY:101:LEU:CD2	2.42	0.49
36:BB:91:C:H5'	48:BQ:18:LYS:HE3	1.94	0.49
35:BA:1118:C:H6	35:BA:1118:C:O5'	1.96	0.49
4:AD:14:ARG:C	4:AD:16:GLY:H	2.15	0.49
35:BA:748:G:O6	35:BA:751:A:H4'	2.12	0.49
48:BQ:97:VAL:CG1	48:BQ:103:MET:HE3	2.39	0.49
20:AT:13:LEU:O	20:AT:16:HIS:N	2.45	0.49
51:BT:11:GLU:O	51:BT:13:ARG:N	2.41	0.49
25:B0:77:ARG:HH22	35:BA:857:C:H5'	1.78	0.49
57:BZ:137:ILE:CG2	57:BZ:155:LEU:HD12	2.39	0.49
1:AA:1009:G:H2'	1:AA:1009:G:N3	2.27	0.49
42:BH:18:GLU:CB	42:BH:25:LYS:HB2	2.41	0.49
1:AA:608:A:H2'	1:AA:609:A:H5'	1.94	0.49
1:AA:505:G:H2'	1:AA:506:G:C8	2.47	0.49
1:AA:452:A:H5'	16:AP:72:ARG:NH2	2.27	0.49
37:BC:57:GLN:HE21	37:BC:205:ALA:HA	1.78	0.49
45:BN:4:TYR:N	45:BN:4:TYR:CD1	2.79	0.49
1:AA:123:C:OP1	1:AA:311:C:O2'	2.30	0.49
54:BW:86:LEU:HD12	54:BW:86:LEU:C	2.32	0.49
17:AQ:99:SER:O	17:AQ:100:LYS:HG3	2.13	0.49
42:BH:127:GLU:HB3	42:BH:128:PRO:HD2	1.94	0.49
35:BA:2070:G:H2'	35:BA:2071:A:C8	2.48	0.49
2:AB:90:MET:CE	2:AB:90:MET:HA	2.43	0.49
35:BA:1048:A:H5'	35:BA:1049:C:OP2	2.12	0.49
35:BA:1050:A:C5	35:BA:1051:G:H1'	2.48	0.49
35:BA:1671:U:O5'	35:BA:1671:U:H6	1.95	0.49
35:BA:898:C:H2'	35:BA:899:A:O4'	2.12	0.49
1:AA:920:U:H2'	1:AA:921:U:C6	2.47	0.49
35:BA:1092:C:H2'	35:BA:1093:G:H8	1.77	0.49
41:BG:91:ARG:HG2	41:BG:92:VAL:N	2.27	0.49
35:BA:88:G:OP1	35:BA:90:U:C5	2.59	0.49
43:BK:105:LEU:HD23	43:BK:120:LEU:HD13	1.94	0.49
40:BF:162:LEU:O	40:BF:166:ALA:N	2.44	0.49
24:AY:259:PHE:N	24:AY:259:PHE:CD1	2.80	0.49
24:AY:92:ILE:HG23	24:AY:93:GLU:N	2.28	0.49
35:BA:1260:G:H2'	35:BA:1261:C:O4'	2.12	0.49
12:AL:38:THR:C	12:AL:39:VAL:CG2	2.80	0.49
27:B2:7:ARG:HH11	27:B2:7:ARG:CG	2.13	0.49
50:BS:70:GLY:O	50:BS:72:ALA:N	2.46	0.49
35:BA:512:G:O2'	35:BA:513:A:H8	1.95	0.49
47:BP:23:PRO:CB	47:BP:33:ARG:HG3	2.41	0.49

Continued on next page...

Continued from previous page...

Atom-1	Atom-2	Interatomic distance (Å)	Clash overlap (Å)
47:BP:47:ASP:HB3	47:BP:48:PRO:HA	1.93	0.49
5:AE:7:GLU:N	5:AE:35:GLY:O	2.45	0.49
42:BH:83:TYR:HB3	42:BH:134:SER:CA	2.37	0.49
35:BA:1023:U:H2'	35:BA:1024:G:H5'	1.93	0.49
49:BR:100:LEU:HD11	49:BR:113:LEU:HB2	1.93	0.49
49:BR:83:ILE:HD13	49:BR:83:ILE:N	2.27	0.49
1:AA:1053:G:O6	1:AA:1199:U:H2'	2.12	0.49
39:BE:76:ARG:O	39:BE:77:ILE:C	2.51	0.49
12:AL:105:TYR:CD2	12:AL:105:TYR:N	2.79	0.49
35:BA:1947:C:O2'	35:BA:1948:G:H5''	2.13	0.49
24:AY:526:VAL:CG1	24:AY:566:THR:HG23	2.42	0.49
24:AY:526:VAL:HG11	24:AY:566:THR:HG23	1.94	0.49
43:BK:34:ILE:O	43:BK:35:MET:CE	2.61	0.49
53:BV:18:LEU:CG	53:BV:19:LYS:N	2.75	0.49
4:AD:176:LEU:HD12	4:AD:182:LYS:O	2.12	0.49
39:BE:4:ILE:HD12	39:BE:92:THR:O	2.12	0.49
48:BQ:50:ALA:O	48:BQ:51:ARG:C	2.51	0.49
13:AM:92:HIS:O	13:AM:95:GLY:N	2.45	0.49
1:AA:620:C:H2'	1:AA:621:A:O4'	2.13	0.49
35:BA:1941:C:C4	35:BA:1942:C:C4	3.00	0.49
1:AA:1166:G:H5'	1:AA:1168:A:OP2	2.13	0.49
2:AB:11:LEU:HD11	2:AB:217:ARG:NH2	2.26	0.49
24:AY:410:ASP:HB3	24:AY:450:ILE:CG2	2.43	0.49
4:AD:76:ARG:NH1	4:AD:76:ARG:HG2	2.27	0.49
35:BA:1567:A:H2'	38:BD:84:TYR:HE2	1.77	0.49
35:BA:1862:G:H22	35:BA:1881:C:H1'	1.78	0.49
57:BZ:82:ARG:O	57:BZ:83:PRO:C	2.50	0.49
17:AQ:40:LYS:HE2	17:AQ:42:TYR:CE2	2.48	0.49
11:AK:91:ARG:HG2	11:AK:91:ARG:O	2.13	0.49
40:BF:28:ILE:HD13	40:BF:28:ILE:H	1.77	0.49
41:BG:46:ALA:HA	41:BG:51:ARG:HG3	1.94	0.49
52:BU:113:ALA:C	52:BU:115:ALA:N	2.66	0.49
52:BU:47:TYR:HE2	53:BV:74:LYS:NZ	2.10	0.49
7:AG:41:ARG:CG	7:AG:41:ARG:NH1	2.56	0.49
2:AB:207:ALA:O	2:AB:208:ILE:C	2.50	0.49
35:BA:300:A:P	56:BY:97:ARG:HE	2.35	0.49
24:AY:176:GLY:CA	24:AY:187:THR:HA	2.43	0.49
24:AY:30:GLU:HG3	24:AY:31:ARG:N	2.27	0.49
40:BF:81:PRO:C	40:BF:83:PHE:H	2.16	0.49
12:AL:39:VAL:CG2	12:AL:57:LYS:HB2	2.42	0.49
50:BS:103:GLU:O	50:BS:104:GLY:C	2.51	0.49

Continued on next page...

Continued from previous page...

Atom-1	Atom-2	Interatomic distance (Å)	Clash overlap (Å)
49:BR:4:LEU:HD13	49:BR:4:LEU:O	2.12	0.49
52:BU:16:LYS:O	52:BU:20:LEU:CD2	2.61	0.49
24:AY:74:TRP:CD1	24:AY:273:LEU:HB3	2.47	0.49
45:BN:18:ALA:O	45:BN:21:LYS:HB2	2.12	0.49
16:AP:28:ARG:CG	16:AP:28:ARG:HH11	2.21	0.49
3:AC:58:GLU:N	3:AC:65:ALA:HB3	2.27	0.49
1:AA:703:G:O2'	1:AA:704:A:P	2.70	0.49
39:BE:47:VAL:HG23	39:BE:84:PHE:O	2.12	0.49
24:AY:406:GLU:CB	24:AY:407:PRO:HD2	2.41	0.49
48:BQ:27:VAL:HG12	48:BQ:28:ALA:H	1.76	0.49
24:AY:460:GLU:O	24:AY:463:VAL:HB	2.13	0.49
35:BA:860:U:H5	35:BA:917:A:N7	2.10	0.49
48:BQ:70:PRO:HA	48:BQ:95:ALA:HB2	1.94	0.49
39:BE:179:GLU:HB3	39:BE:181:LEU:HD23	1.94	0.49
41:BG:31:VAL:O	41:BG:33:ARG:CD	2.61	0.49
49:BR:10:LEU:HD22	49:BR:17:ARG:HD2	1.94	0.49
37:BC:98:GLU:O	37:BC:101:ILE:HD13	2.12	0.49
35:BA:2184:G:H2'	35:BA:2185:C:C6	2.48	0.49
35:BA:42:G:H2'	35:BA:42:G:N3	2.26	0.49
9:AI:5:TYR:CD2	9:AI:6:GLY:N	2.79	0.49
25:B0:5:LYS:HB3	25:B0:5:LYS:NZ	2.28	0.49
35:BA:10:G:C6	35:BA:2629:A:C8	3.00	0.49
35:BA:25:U:H2'	35:BA:26:G:O4'	2.13	0.49
35:BA:1577:C:H2'	35:BA:1578:U:O4'	2.11	0.49
3:AC:5:ILE:CD1	3:AC:5:ILE:H	2.25	0.49
35:BA:324:A:N6	35:BA:338:G:O2'	2.46	0.49
35:BA:1943:U:C6	35:BA:1943:U:OP1	2.66	0.49
54:BW:14:PRO:CG	54:BW:78:GLU:HB2	2.43	0.49
35:BA:1131:G:C2	35:BA:1132:A:C5	3.01	0.49
26:B1:6:GLU:HG3	26:B1:61:ARG:HB2	1.94	0.49
38:BD:28:GLU:OE1	38:BD:29:PRO:HD2	2.13	0.49
48:BQ:41:TRP:C	48:BQ:42:ILE:HD12	2.33	0.49
35:BA:1567:A:H5'	38:BD:58:HIS:CD2	2.47	0.49
1:AA:25:C:H2'	1:AA:26:A:C8	2.47	0.49
35:BA:2088:G:C6	35:BA:2089:U:C4	3.00	0.49
15:AO:7:GLU:O	15:AO:11:VAL:HG23	2.13	0.49
37:BC:36:ALA:HB1	37:BC:38:PHE:CE1	2.48	0.49
35:BA:2052:G:H4'	39:BE:143:ASN:O	2.13	0.49
32:B7:3:ARG:NH1	35:BA:789:A:C2	2.80	0.49
52:BU:57:PHE:C	52:BU:59:ARG:N	2.65	0.49
35:BA:2131:G:C8	35:BA:2133:G:N3	2.80	0.49

Continued on next page...

Continued from previous page...

Atom-1	Atom-2	Interatomic distance (Å)	Clash overlap (Å)
43:BK:108:ALA:O	43:BK:112:MET:HB3	2.13	0.49
28:B3:6:VAL:HG12	28:B3:56:VAL:HG13	1.95	0.49
35:BA:803:U:H2'	35:BA:804:A:H5'	1.95	0.49
9:AI:4:TYR:HA	9:AI:88:TYR:CE1	2.48	0.49
1:AA:390:C:H2'	1:AA:391:G:H8	1.74	0.49
45:BN:126:PRO:O	45:BN:127:ASP:CB	2.58	0.49
45:BN:17:ASP:CG	45:BN:56:ASN:HB3	2.33	0.49
30:B5:2:ALA:HB2	35:BA:2015:A:C4'	2.43	0.49
26:B1:90:ILE:HG22	26:B1:94:LEU:HD13	1.94	0.49
35:BA:2839:G:H5'	49:BR:46:GLY:HA2	1.95	0.49
20:AT:89:ARG:HD2	20:AT:104:LEU:HD11	1.95	0.49
35:BA:2543:G:O2'	35:BA:2544:G:H5'	2.13	0.49
39:BE:168:MET:CE	39:BE:202:LYS:HE2	2.42	0.49
4:AD:8:VAL:HB	4:AD:21:LEU:CD1	2.42	0.49
2:AB:142:LEU:HD23	2:AB:142:LEU:C	2.33	0.49
35:BA:2720:U:C2	35:BA:2721:A:C8	3.00	0.49
37:BC:150:ILE:HG13	37:BC:154:ILE:HG13	1.95	0.49
9:AI:55:ALA:HA	9:AI:58:HIS:HD2	1.76	0.49
5:AE:60:TYR:HE1	5:AE:64:ARG:NH2	2.08	0.49
28:B3:46:ASN:O	28:B3:47:VAL:C	2.46	0.49
1:AA:407:G:O2'	4:AD:116:GLN:HG3	2.12	0.49
39:BE:170:LEU:CD1	39:BE:170:LEU:H	2.25	0.49
1:AA:277:C:H2'	1:AA:278:G:H5'	1.95	0.49
1:AA:821:G:O2'	1:AA:822:C:H5'	2.13	0.49
1:AA:22:G:H2'	1:AA:23:C:O4'	2.12	0.49
22:AV:30:G:H21	22:AV:31:G:H1'	1.78	0.49
35:BA:1011:G:O2'	35:BA:1013:C:H5''	2.13	0.49
8:AH:1:MET:H3	8:AH:1:MET:CE	2.25	0.49
47:BP:32:THR:CG2	47:BP:37:GLY:HA2	2.42	0.49
22:AV:38:A:O2'	22:AV:39:C:H5'	2.13	0.49
15:AO:55:GLY:HA2	15:AO:58:MET:HE3	1.93	0.49
35:BA:2086:U:H2'	35:BA:2087:G:C8	2.47	0.49
1:AA:1040:U:O2	1:AA:1040:U:H2'	2.12	0.49
1:AA:933:G:OP2	7:AG:3:ARG:HB3	2.12	0.49
6:AF:82:ARG:HB2	6:AF:85:VAL:HG23	1.94	0.49
35:BA:730:C:O2'	35:BA:731:C:H5'	2.13	0.49
24:AY:498:ILE:HA	24:AY:506:GLN:O	2.13	0.49
35:BA:2312:U:H4'	41:BG:71:THR:OG1	2.12	0.49
41:BG:97:ASP:HB3	41:BG:98:ARG:NH1	2.27	0.49
31:B6:31:PRO:O	31:B6:32:ASN:CG	2.52	0.49
35:BA:2292:C:H2'	35:BA:2293:C:H6	1.78	0.49

Continued on next page...

Continued from previous page...

Atom-1	Atom-2	Interatomic distance (Å)	Clash overlap (Å)
35:BA:2380:C:C5	35:BA:2381:C:H5	2.31	0.49
35:BA:2395:C:C2	35:BA:2396:G:C8	3.01	0.49
24:AY:221:ALA:CB	44:BL:80:LEU:CD2	2.90	0.49
35:BA:143:G:O4'	55:BX:37:THR:HG21	2.13	0.49
5:AE:125:SER:O	5:AE:131:ILE:HD11	2.12	0.49
29:B4:50:VAL:O	29:B4:51:ASP:HB3	2.11	0.49
35:BA:1528:A:H2'	35:BA:1528:A:N3	2.28	0.49
24:AY:681:LYS:HD2	24:AY:682:GLN:N	2.28	0.49
45:BN:14:VAL:HG21	45:BN:137:LYS:NZ	2.28	0.49
24:AY:38:ARG:O	24:AY:40:HIS:HB2	2.13	0.49
56:BY:45:VAL:HG13	56:BY:61:ILE:HA	1.95	0.49
41:BG:135:LEU:HD12	41:BG:135:LEU:O	2.13	0.49
1:AA:1472:U:O2'	1:AA:1473:A:H5'	2.13	0.49
35:BA:884:C:H5	35:BA:885:C:O2	1.96	0.49
35:BA:892:G:H2'	35:BA:893:C:H6	1.75	0.49
36:BB:59:A:C2'	36:BB:60:C:H5'	2.43	0.49
38:BD:132:PRO:HA	38:BD:189:CYS:O	2.13	0.49
2:AB:230:VAL:CG2	2:AB:231:GLU:N	2.65	0.49
37:BC:223:VAL:HG12	37:BC:225:ILE:HG23	1.95	0.49
9:AI:5:TYR:CG	9:AI:6:GLY:N	2.81	0.49
45:BN:35:ARG:O	45:BN:36:GLY:C	2.51	0.49
55:BX:44:GLU:HA	55:BX:49:VAL:O	2.13	0.49
1:AA:1142:G:H2'	1:AA:1143:G:O4'	2.13	0.49
1:AA:404:U:H2'	1:AA:405:U:C6	2.48	0.49
1:AA:578:C:O2'	1:AA:579:G:H5'	2.13	0.49
40:BF:7:TYR:HD2	40:BF:16:GLY:CA	2.25	0.49
2:AB:82:ARG:HG3	2:AB:82:ARG:HH11	1.76	0.49
11:AK:67:ASP:O	11:AK:71:LYS:HG3	2.13	0.49
31:B6:22:ALA:C	31:B6:23:THR:HG23	2.31	0.49
31:B6:15:GLU:HB2	31:B6:49:HIS:CE1	2.48	0.48
31:B6:37:ARG:O	31:B6:48:VAL:O	2.30	0.48
35:BA:345:A:N3	35:BA:345:A:H2'	2.28	0.48
39:BE:59:VAL:HG13	39:BE:60:ASN:N	2.28	0.48
1:AA:981:U:H2'	1:AA:982:U:C5	2.47	0.48
35:BA:904:C:O2'	57:BZ:169:GLU:OE2	2.31	0.48
38:BD:35:LYS:O	38:BD:36:PRO:C	2.51	0.48
33:B8:14:VAL:HG21	33:B8:22:VAL:HG13	1.95	0.48
24:AY:71:THR:HA	24:AY:79:ILE:O	2.13	0.48
35:BA:1782:C:H1'	35:BA:2609:U:C5'	2.32	0.48
35:BA:777:A:H2'	35:BA:778:G:C8	2.48	0.48
48:BQ:134:ARG:HH21	57:BZ:122:ARG:NE	2.11	0.48

Continued on next page...

Continued from previous page...

Atom-1	Atom-2	Interatomic distance (Å)	Clash overlap (Å)
24:AY:492:ASP:OD2	24:AY:513:LYS:CD	2.61	0.48
8:AH:114:THR:HG21	8:AH:129:VAL:HG23	1.95	0.48
8:AH:10:LEU:HD22	8:AH:83:ILE:HD11	1.95	0.48
53:BV:18:LEU:HD22	53:BV:19:LYS:N	2.21	0.48
35:BA:2389:G:H5''	35:BA:2390:U:C5'	2.40	0.48
51:BT:108:ARG:HA	51:BT:111:ARG:HH11	1.78	0.48
50:BS:46:VAL:CG1	50:BS:47:THR:N	2.75	0.48
10:AJ:22:LYS:NZ	10:AJ:88:LEU:HD23	2.28	0.48
45:BN:104:LYS:HE3	45:BN:117:PHE:CG	2.48	0.48
35:BA:2163:C:H2'	35:BA:2164:C:H5'	1.95	0.48
57:BZ:77:ASP:O	57:BZ:77:ASP:CG	2.51	0.48
19:AS:11:VAL:CG2	19:AS:16:LEU:HD11	2.43	0.48
1:AA:424:G:H2'	1:AA:425:G:H8	1.77	0.48
45:BN:99:LEU:O	45:BN:102:ALA:HB3	2.12	0.48
45:BN:103:VAL:C	45:BN:105:GLY:N	2.66	0.48
11:AK:79:SER:OG	11:AK:106:LYS:HD2	2.12	0.48
11:AK:106:LYS:HB3	11:AK:106:LYS:NZ	2.28	0.48
35:BA:1029:A:H5''	48:BQ:128:LYS:HE3	1.94	0.48
32:B7:35:ARG:HH11	32:B7:35:ARG:CG	2.26	0.48
1:AA:881:G:P	12:AL:12:ARG:HH22	2.36	0.48
35:BA:2693:A:H2'	35:BA:2694:G:H8	1.77	0.48
35:BA:1218:C:H2'	35:BA:1219:G:C8	2.47	0.48
35:BA:1507:A:H2'	35:BA:1508:A:O4'	2.13	0.48
49:BR:56:LYS:HE2	49:BR:88:ARG:HA	1.94	0.48
24:AY:285:ASP:N	24:AY:285:ASP:OD2	2.46	0.48
20:AT:80:ARG:HG2	20:AT:80:ARG:HH11	1.77	0.48
1:AA:16:A:N1	1:AA:919:A:H2	2.11	0.48
31:B6:10:LEU:HB3	33:B8:34:TRP:HD1	1.78	0.48
42:BH:46:GLU:O	42:BH:47:GLU:HB2	2.13	0.48
24:AY:113:GLY:O	24:AY:115:GLU:N	2.45	0.48
55:BX:10:ALA:HB1	55:BX:11:PRO:CD	2.43	0.48
10:AJ:27:ALA:HB2	10:AJ:85:LEU:HD11	1.95	0.48
57:BZ:88:PHE:CD1	57:BZ:88:PHE:N	2.81	0.48
47:BP:24:GLY:CA	47:BP:33:ARG:HH12	2.26	0.48
47:BP:30:THR:O	47:BP:33:ARG:N	2.34	0.48
35:BA:1446:C:H42	35:BA:1465:G:H1	1.61	0.48
35:BA:1539:G:N1	35:BA:1540:U:O2	2.45	0.48
3:AC:86:VAL:HG23	3:AC:87:LEU:CD2	2.38	0.48
27:B2:8:LYS:O	27:B2:9:GLN:C	2.51	0.48
1:AA:1530:G:H5'	1:AA:1530:G:H8	1.78	0.48
1:AA:1054:C:OP2	1:AA:1197:G:OP2	2.31	0.48

Continued on next page...

Continued from previous page...

Atom-1	Atom-2	Interatomic distance (Å)	Clash overlap (Å)
35:BA:1494:A:O2'	35:BA:1495:A:OP2	2.31	0.48
25:B0:51:VAL:HG22	25:B0:81:VAL:CG2	2.41	0.48
38:BD:142:VAL:CG2	38:BD:192:THR:O	2.61	0.48
36:BB:85:G:O2'	36:BB:86:G:H5'	2.13	0.48
35:BA:1118:C:H2'	35:BA:1119:C:H6	1.78	0.48
24:AY:603:GLU:O	24:AY:676:TYR:HA	2.13	0.48
45:BN:115:ARG:NH1	45:BN:115:ARG:CG	2.67	0.48
1:AA:738:C:O5'	1:AA:738:C:H6	1.96	0.48
48:BQ:26:TYR:CD2	48:BQ:140:ALA:HB3	2.48	0.48
38:BD:153:ALA:C	38:BD:154:LYS:CG	2.82	0.48
21:AU:23:PRO:C	21:AU:25:LYS:N	2.66	0.48
7:AG:46:ALA:O	7:AG:47:CYS:C	2.51	0.48
1:AA:1442:G:H1	1:AA:1461:G:H21	1.59	0.48
35:BA:527:C:N4	35:BA:2779:U:OP2	2.45	0.48
20:AT:44:ALA:HA	20:AT:92:LEU:HD21	1.95	0.48
50:BS:17:ARG:C	50:BS:19:LYS:H	2.16	0.48
1:AA:275:G:O5'	17:AQ:14:LYS:HD3	2.13	0.48
1:AA:994:A:C2	1:AA:995:C:C5	3.02	0.48
35:BA:541:C:H42	35:BA:552:G:H1	1.61	0.48
1:AA:505:G:H2'	1:AA:506:G:H8	1.77	0.48
35:BA:1197:G:C4	35:BA:1198:U:C5	3.01	0.48
2:AB:236:TYR:O	2:AB:238:LEU:N	2.46	0.48
1:AA:316:G:C6	1:AA:338:A:C6	3.01	0.48
50:BS:84:GLN:O	50:BS:84:GLN:HG3	2.13	0.48
35:BA:2352:A:C2'	35:BA:2353:G:H5'	2.43	0.48
7:AG:113:GLU:CG	7:AG:119:ARG:HG2	2.43	0.48
1:AA:1144:G:N2	1:AA:1145:C:C2	2.81	0.48
51:BT:113:LYS:O	51:BT:114:LEU:HD23	2.14	0.48
49:BR:65:LEU:O	49:BR:65:LEU:HD12	2.13	0.48
35:BA:269:U:H2'	35:BA:270:A:H8	1.77	0.48
48:BQ:25:ASP:HA	48:BQ:100:GLY:O	2.13	0.48
24:AY:495:GLY:O	24:AY:510:VAL:N	2.37	0.48
41:BG:61:ALA:O	41:BG:65:GLY:N	2.42	0.48
31:B6:27:LYS:O	31:B6:27:LYS:CD	2.59	0.48
31:B6:15:GLU:HG3	31:B6:41:PRO:HG3	1.95	0.48
2:AB:204:ASN:OD1	2:AB:207:ALA:HB2	2.13	0.48
35:BA:79:G:O2'	35:BA:80:G:H5'	2.13	0.48
51:BT:88:ILE:HG22	51:BT:89:VAL:HG23	1.95	0.48
24:AY:141:LYS:O	24:AY:144:ALA:CB	2.58	0.48
35:BA:2809:A:C2	35:BA:2892:A:N3	2.81	0.48
50:BS:70:GLY:C	50:BS:72:ALA:H	2.16	0.48

Continued on next page...

Continued from previous page...

Atom-1	Atom-2	Interatomic distance (Å)	Clash overlap (Å)
35:BA:511:U:H5	35:BA:512:G:C5	2.31	0.48
4:AD:79:PHE:C	4:AD:81:GLU:H	2.17	0.48
35:BA:1528:A:O2'	35:BA:1528(A):A:O5'	2.32	0.48
35:BA:1144:G:O2'	35:BA:1145:C:H5'	2.13	0.48
46:BO:59:LYS:O	46:BO:86:ILE:HG23	2.13	0.48
1:AA:255:G:O3'	17:AQ:17:LYS:HD2	2.13	0.48
30:B5:3:LYS:HE2	35:BA:2613:U:H2'	1.95	0.48
13:AM:19:LEU:O	13:AM:22:ILE:HD13	2.13	0.48
35:BA:1061:U:H4'	35:BA:1070:A:C1'	2.39	0.48
35:BA:2116:G:N7	35:BA:2117:A:C4	2.81	0.48
35:BA:978:G:N2	35:BA:979:G:H1'	2.28	0.48
35:BA:954:G:O2'	35:BA:955:C:H5'	2.11	0.48
35:BA:1718:G:O2'	35:BA:1719:G:H5'	2.13	0.48
36:BB:60:C:H2'	36:BB:61:G:C8	2.36	0.48
11:AK:24:SER:O	11:AK:88:GLY:HA2	2.13	0.48
35:BA:2513:G:C5	35:BA:2514:U:C4	3.01	0.48
10:AJ:88:LEU:HG	10:AJ:88:LEU:O	2.13	0.48
24:AY:228:MET:O	24:AY:231:TYR:HB3	2.12	0.48
35:BA:483:A:H3'	35:BA:484:C:C6	2.48	0.48
21:AU:18:TYR:CD2	21:AU:24:ARG:HG3	2.48	0.48
35:BA:1917:U:H2'	35:BA:1918:A:C5'	2.43	0.48
35:BA:26:G:H1'	35:BA:515:A:N6	2.28	0.48
53:BV:66:ARG:NH1	53:BV:88:ARG:HE	2.11	0.48
1:AA:277:C:O2'	1:AA:278:G:H5'	2.13	0.48
1:AA:983:A:H5'	1:AA:984:C:OP2	2.14	0.48
26:B1:92:LYS:HE2	35:BA:153:C:OP1	2.13	0.48
16:AP:74:LEU:CD2	16:AP:79:VAL:HG21	2.43	0.48
46:BO:17:ARG:HH21	46:BO:47:ILE:HD11	1.78	0.48
32:B7:19:ARG:HD3	35:BA:125:G:H5'	1.95	0.48
1:AA:932:C:H5''	7:AG:3:ARG:HD2	1.95	0.48
28:B3:36:VAL:O	28:B3:36:VAL:HG23	2.12	0.48
35:BA:1149:G:H2'	35:BA:1150:C:C6	2.49	0.48
52:BU:47:TYR:N	52:BU:50:ARG:NH1	2.61	0.48
53:BV:49:THR:O	53:BV:50:PRO:O	2.31	0.48
1:AA:791:G:C5	1:AA:792:A:N7	2.81	0.48
35:BA:2381:C:H2'	35:BA:2381:C:O2	2.14	0.48
1:AA:1237:C:O5'	1:AA:1237:C:H6	1.96	0.48
1:AA:1305:G:H3'	21:AU:4:GLY:O	2.12	0.48
56:BY:96:ILE:HG21	56:BY:99:CYS:HB3	1.95	0.48
51:BT:91:ARG:HB3	51:BT:116:ALA:HA	1.96	0.48
35:BA:139:G:H2'	35:BA:140:G:N7	2.29	0.48

Continued on next page...

Continued from previous page...

Atom-1	Atom-2	Interatomic distance (Å)	Clash overlap (Å)
50:BS:70:GLY:C	50:BS:72:ALA:N	2.65	0.48
24:AY:227:ILE:HD11	24:AY:241:GLU:C	2.33	0.48
19:AS:15:LEU:O	19:AS:19:VAL:HB	2.13	0.48
4:AD:78:LEU:CD1	4:AD:97:LEU:HD23	2.44	0.48
47:BP:108:LYS:C	47:BP:110:TYR:N	2.64	0.48
16:AP:59:TRP:O	16:AP:62:VAL:CG2	2.62	0.48
53:BV:35:LEU:C	53:BV:37:VAL:N	2.66	0.48
43:BK:30:HIS:HA	43:BK:59:ILE:CD1	2.38	0.48
43:BK:57:ILE:HG23	43:BK:67:PHE:HB3	1.94	0.48
26:B1:86:SER:O	26:B1:90:ILE:N	2.47	0.48
4:AD:158:ILE:CG2	4:AD:162:LEU:HD12	2.43	0.48
4:AD:8:VAL:O	4:AD:10:ARG:N	2.36	0.48
6:AF:33:TYR:HA	6:AF:71:ARG:HH21	1.77	0.48
35:BA:970:C:C5	35:BA:971:C:H5	2.31	0.48
35:BA:1721:G:H5'	35:BA:1722:A:OP1	2.14	0.48
1:AA:1316:G:H4'	14:AN:18:VAL:HG12	1.95	0.48
10:AJ:70:ARG:NH1	10:AJ:70:ARG:HG2	2.27	0.48
1:AA:101:A:O2'	1:AA:102:G:H5'	2.13	0.48
35:BA:2777:G:H5''	35:BA:2778:A:H5''	1.95	0.48
5:AE:122:GLU:C	5:AE:123:LEU:HD23	2.34	0.48
1:AA:275:G:H5''	17:AQ:14:LYS:HB3	1.94	0.48
35:BA:177:G:H3'	35:BA:178:G:C8	2.48	0.48
35:BA:1910:G:C2'	35:BA:1911:U:H5'	2.43	0.48
35:BA:552:G:H8	35:BA:552:G:H5'	1.77	0.48
45:BN:57:ALA:HB3	45:BN:124:ALA:CA	2.43	0.48
24:AY:614:GLU:HA	24:AY:617:MET:CB	2.44	0.48
1:AA:961:U:OP2	1:AA:1223:C:C4'	2.61	0.48
1:AA:824:C:H2'	1:AA:825:G:H8	1.77	0.48
35:BA:645:C:H5''	35:BA:645:C:O2	2.13	0.48
44:BL:76:THR:OG1	44:BL:77:GLY:N	2.47	0.48
45:BN:113:GLY:HA2	45:BN:116:LEU:HB2	1.95	0.48
35:BA:1551:C:H2'	35:BA:1552:G:O4'	2.13	0.48
53:BV:15:GLU:O	53:BV:96:ILE:HG21	2.14	0.48
35:BA:999:U:C5	35:BA:1154:G:C5	3.02	0.48
56:BY:7:VAL:HB	56:BY:8:LYS:NZ	2.28	0.48
35:BA:826:U:H5''	35:BA:2428:G:O3'	2.13	0.48
13:AM:116:THR:CG2	13:AM:117:VAL:H	2.27	0.48
24:AY:115:GLU:OE1	24:AY:118:SER:HB3	2.14	0.48
45:BN:45:ASN:ND2	45:BN:45:ASN:O	2.47	0.48
35:BA:1344:G:H5'	35:BA:1384:A:N1	2.29	0.48
38:BD:35:LYS:HB3	38:BD:35:LYS:HZ2	1.79	0.48

Continued on next page...

Continued from previous page...

Atom-1	Atom-2	Interatomic distance (Å)	Clash overlap (Å)
42:BH:41:MET:CE	42:BH:43:VAL:HG12	2.43	0.48
42:BH:41:MET:SD	42:BH:53:GLU:N	2.87	0.48
35:BA:834:C:H6	35:BA:834:C:O5'	1.96	0.48
9:AI:16:ARG:HB2	9:AI:64:THR:HB	1.94	0.48
35:BA:807:U:OP2	47:BP:39:LYS:HG3	2.12	0.48
35:BA:945:A:C2	35:BA:2448:A:N1	2.82	0.48
37:BC:108:TRP:NE1	37:BC:110:ASP:HB2	2.29	0.48
49:BR:33:ARG:HG3	49:BR:115:GLU:HG3	1.95	0.48
49:BR:117:VAL:CG1	49:BR:118:GLU:H	2.26	0.48
9:AI:9:ARG:HG2	9:AI:14:VAL:HG22	1.95	0.48
43:BK:12:LEU:HD21	43:BK:23:VAL:CG2	2.43	0.48
3:AC:40:ARG:HG2	3:AC:55:VAL:HG11	1.94	0.48
45:BN:14:VAL:CG1	45:BN:137:LYS:HD2	2.39	0.48
13:AM:83:ASP:CG	13:AM:84:ILE:H	2.15	0.48
35:BA:1494:A:O2'	35:BA:1495:A:C5'	2.54	0.48
1:AA:483:C:C3'	1:AA:484:G:H5''	2.33	0.48
24:AY:289:ILE:CD1	24:AY:331:TYR:CZ	2.96	0.48
1:AA:629:G:O2'	1:AA:630:G:H5'	2.13	0.48
35:BA:1275:A:N1	35:BA:1295:C:O2'	2.43	0.48
1:AA:1413:A:H2'	1:AA:1414:U:O4'	2.14	0.48
35:BA:750:A:C3'	35:BA:751:A:H5''	2.44	0.48
6:AF:1:MET:HE1	6:AF:68:PRO:CD	2.43	0.48
51:BT:102:ILE:O	51:BT:103:ARG:C	2.52	0.48
38:BD:229:VAL:CG2	38:BD:230:ASP:N	2.77	0.48
51:BT:1:MET:H2	51:BT:7:ILE:HD11	1.78	0.48
2:AB:178:ARG:HB2	2:AB:178:ARG:HH11	1.77	0.48
35:BA:2553:G:H2'	35:BA:2554:U:O4'	2.14	0.48
3:AC:10:PHE:CZ	3:AC:178:LEU:CD1	2.96	0.48
1:AA:395:C:C5'	24:AY:340:TYR:OH	2.61	0.48
1:AA:407:G:H2'	1:AA:408:A:C8	2.48	0.48
4:AD:121:VAL:CA	4:AD:126:ILE:HD13	2.42	0.48
32:B7:8:ASN:ND2	32:B7:9:ARG:N	2.59	0.48
32:B7:25:PRO:HA	32:B7:28:ARG:NH2	2.28	0.48
35:BA:1131:G:N3	35:BA:1132:A:C8	2.82	0.48
1:AA:602:A:H2'	1:AA:603:U:C6	2.48	0.48
35:BA:1353:A:H4'	38:BD:38:LYS:HE3	1.95	0.48
1:AA:582:U:OP1	15:AO:68:ARG:NH2	2.47	0.48
35:BA:716:A:H2'	35:BA:717:G:O5'	2.14	0.48
35:BA:1632:A:C6	35:BA:1633:G:C6	3.02	0.48
52:BU:79:PHE:O	52:BU:83:LEU:HD13	2.12	0.48
24:AY:546:ILE:O	24:AY:547:GLU:C	2.52	0.48

Continued on next page...

Continued from previous page...

Atom-1	Atom-2	Interatomic distance (Å)	Clash overlap (Å)
35:BA:2292:C:H2'	35:BA:2293:C:C6	2.48	0.48
35:BA:2345:G:C4'	35:BA:2346:A:H5'	2.43	0.48
35:BA:2397:G:H2'	35:BA:2398:U:C6	2.49	0.48
35:BA:332:A:C6	35:BA:335:C:C2	3.02	0.48
56:BY:14:LEU:HB2	56:BY:24:VAL:HG22	1.95	0.48
40:BF:199:TRP:O	40:BF:202:PHE:HB3	2.13	0.48
40:BF:32:LEU:C	40:BF:32:LEU:CD2	2.81	0.48
24:AY:252:ASP:O	24:AY:253:LEU:HB2	2.12	0.48
24:AY:92:ILE:CG2	24:AY:93:GLU:N	2.77	0.48
35:BA:2310:A:C8	41:BG:75:LYS:NZ	2.75	0.48
33:B8:50:LEU:HA	33:B8:53:PRO:HG3	1.95	0.48
33:B8:4:MET:CE	33:B8:61:LEU:HD22	2.43	0.48
35:BA:805:G:H5'	35:BA:806:C:C5	2.49	0.48
35:BA:618:C:H2'	35:BA:619:G:O4'	2.14	0.48
37:BC:115:VAL:HA	37:BC:145:THR:CG2	2.44	0.48
49:BR:97:VAL:HG13	49:BR:114:VAL:HG22	1.95	0.48
35:BA:1324:G:O2'	35:BA:1325:G:H5'	2.13	0.48
24:AY:368:GLU:C	24:AY:369:LEU:HD12	2.32	0.48
1:AA:963:G:HO2'	10:AJ:54:PHE:HZ	1.61	0.48
8:AH:137:VAL:HG12	8:AH:138:TRP:N	2.27	0.48
24:AY:301:ILE:HG22	24:AY:332:SER:HB2	1.94	0.48
48:BQ:12:GLN:HE21	48:BQ:73:PRO:CD	2.25	0.48
53:BV:25:LEU:H	53:BV:92:THR:CG2	2.25	0.48
38:BD:153:ALA:O	38:BD:154:LYS:HG3	2.14	0.48
35:BA:1478:G:HO2'	35:BA:1558:A:H2	1.58	0.48
13:AM:90:LEU:O	13:AM:92:HIS:N	2.46	0.48
1:AA:943:U:O2'	1:AA:944:G:H5'	2.14	0.48
51:BT:62:THR:HA	51:BT:74:ARG:O	2.13	0.48
1:AA:1442(B):A:C2'	1:AA:1442(B):A:N3	2.77	0.48
35:BA:1580:A:H2'	35:BA:1581:G:O4'	2.13	0.48
1:AA:235:C:C5'	17:AQ:70:ARG:HG2	2.43	0.48
4:AD:61:LYS:HE2	4:AD:62:GLN:HE21	1.79	0.48
3:AC:134:ILE:O	3:AC:135:LYS:C	2.52	0.48
1:AA:665:A:H2'	1:AA:732:C:O2	2.13	0.48
1:AA:322:C:O5'	1:AA:322:C:H6	1.97	0.48
35:BA:1963:U:H2'	35:BA:1963:U:O2	2.13	0.48
2:AB:194:PRO:O	2:AB:197:VAL:HG23	2.13	0.48
7:AG:18:TYR:HD1	7:AG:18:TYR:N	2.12	0.48
1:AA:590:C:H2'	1:AA:591:U:H6	1.79	0.48
1:AA:666:G:H5'	1:AA:726:C:H1'	1.95	0.48
35:BA:18:C:H6	35:BA:18:C:OP1	1.97	0.48

Continued on next page...

Continued from previous page...

Atom-1	Atom-2	Interatomic distance (Å)	Clash overlap (Å)
35:BA:1805:U:H2'	35:BA:1806:C:H6	1.78	0.48
35:BA:1362:C:O2'	35:BA:1363:C:H5'	2.13	0.48
53:BV:39:LEU:O	53:BV:40:LEU:HB2	2.14	0.48
50:BS:15:ARG:CB	50:BS:18:ILE:HD11	2.33	0.48
31:B6:7:ILE:CG2	31:B6:7:ILE:O	2.62	0.48
2:AB:187:LEU:HD22	2:AB:201:ILE:O	2.13	0.48
57:BZ:171:ILE:HG13	57:BZ:172:ALA:H	1.69	0.48
35:BA:2573:C:OP1	35:BA:2575:C:OP2	2.31	0.48
35:BA:340:A:H2'	35:BA:341:G:O4'	2.14	0.48
35:BA:1858:G:H2'	35:BA:1883:G:H22	1.78	0.48
24:AY:108:PHE:HE1	24:AY:118:SER:HB2	1.79	0.48
24:AY:162:VAL:HG21	24:AY:219:VAL:HG11	1.96	0.48
35:BA:186:G:C2	35:BA:211:A:C2	3.01	0.48
42:BH:171:LEU:O	42:BH:171:LEU:CD2	2.62	0.48
52:BU:19:LYS:HB3	52:BU:20:LEU:HD22	1.94	0.48
33:B8:58:ILE:CG2	47:BP:49:ARG:HD3	2.43	0.48
9:AI:63:ILE:CG2	9:AI:64:THR:N	2.77	0.48
35:BA:1022:G:O2'	35:BA:1023:U:P	2.71	0.48
51:BT:32:TYR:O	51:BT:33:LYS:HB2	2.13	0.48
17:AQ:51:TYR:CZ	17:AQ:73:VAL:HG11	2.49	0.48
1:AA:1402:C:O2	1:AA:1500:A:N1	2.46	0.48
35:BA:1827:C:H2'	35:BA:1828:G:O4'	2.13	0.48
30:B5:3:LYS:CD	30:B5:5:PRO:HD2	2.39	0.48
1:AA:1251:A:H4'	9:AI:12:GLU:OE1	2.13	0.48
56:BY:85:VAL:HG12	56:BY:86:ARG:N	2.29	0.48
35:BA:624:C:N4	47:BP:107:LYS:NZ	2.61	0.48
1:AA:355:C:C4	1:AA:356:A:N7	2.82	0.48
48:BQ:70:PRO:CA	48:BQ:95:ALA:HB2	2.44	0.48
35:BA:548:A:C3'	35:BA:549:G:H5'	2.44	0.48
20:AT:13:LEU:H	20:AT:13:LEU:CD1	2.15	0.48
54:BW:47:VAL:HG12	54:BW:47:VAL:O	2.13	0.48
37:BC:120:VAL:O	37:BC:124:VAL:HG23	2.14	0.48
37:BC:213:VAL:HG12	37:BC:225:ILE:HD11	1.95	0.48
1:AA:1329:A:C2'	1:AA:1330:U:H5'	2.43	0.48
35:BA:52:A:O2'	35:BA:53:A:H5'	2.13	0.48
20:AT:47:GLY:O	20:AT:49:ALA:N	2.40	0.48
24:AY:573:HIS:CD2	24:AY:575:VAL:H	2.31	0.48
43:BK:14:ALA:HA	43:BK:41:PHE:CZ	2.49	0.48
3:AC:139:GLN:O	3:AC:140:ARG:C	2.52	0.48
3:AC:191:THR:HG21	3:AC:193:TYR:CZ	2.48	0.48
46:BO:119:PRO:O	46:BO:120:GLU:CB	2.59	0.48

Continued on next page...

Continued from previous page...

Atom-1	Atom-2	Interatomic distance (Å)	Clash overlap (Å)
24:AY:542:VAL:O	24:AY:542:VAL:CG2	2.61	0.48
42:BH:30:LYS:CD	42:BH:81:GLU:HG2	2.44	0.48
1:AA:977:A:H2'	1:AA:978:A:H5'	1.95	0.48
6:AF:53:ALA:O	6:AF:54:LYS:CB	2.62	0.48
1:AA:318:G:O2'	1:AA:319:G:H5'	2.14	0.48
46:BO:47:ILE:CG2	46:BO:48:PRO:HD2	2.43	0.48
35:BA:428:A:H3'	35:BA:429:A:H8	1.79	0.48
15:AO:14:GLU:HB3	15:AO:15:PHE:H	1.52	0.48
3:AC:69:HIS:HA	3:AC:104:GLN:HB2	1.95	0.48
35:BA:1856:G:H1	35:BA:1886:C:H42	1.60	0.48
35:BA:2590:A:OP2	38:BD:238:GLY:HA2	2.14	0.48
24:AY:498:ILE:HG22	24:AY:507:TYR:CD2	2.49	0.48
24:AY:494:GLU:HG3	24:AY:511:LYS:HE2	1.95	0.48
35:BA:560:C:H2'	35:BA:561:G:O4'	2.13	0.48
35:BA:271(Q):G:H2'	35:BA:271(R):G:C8	2.49	0.48
31:B6:6:ARG:C	31:B6:8:LYS:H	2.16	0.48
43:BK:102:GLU:HG3	43:BK:103:GLN:N	2.29	0.48
43:BK:99:ILE:O	43:BK:139:VAL:N	2.46	0.48
2:AB:44:LEU:N	2:AB:44:LEU:HD12	2.16	0.48
57:BZ:151:HIS:CA	57:BZ:171:ILE:HG23	2.24	0.48
51:BT:89:VAL:CG1	51:BT:91:ARG:CG	2.90	0.48
24:AY:117:GLN:OE1	24:AY:120:THR:OG1	2.29	0.48
24:AY:22:ASP:O	59:AY:702:GDP:H5'	2.14	0.48
24:AY:92:ILE:HG12	24:AY:405:PRO:CG	2.43	0.48
35:BA:364:C:H2'	35:BA:365:C:H5''	1.93	0.48
50:BS:62:LYS:O	50:BS:65:VAL:HB	2.14	0.48
57:BZ:67:LEU:HD12	57:BZ:67:LEU:H	1.79	0.48
39:BE:110:GLY:O	49:BR:2:ARG:HD3	2.14	0.48
35:BA:803:U:H2'	35:BA:804:A:C5'	2.43	0.48
41:BG:126:ASP:OD2	41:BG:130:ASN:HB2	2.14	0.48
36:BB:9:G:C6	36:BB:113:G:C6	3.02	0.48
35:BA:1142(A):A:C6	35:BA:1144:G:C5	3.02	0.48
46:BO:86:ILE:HG22	46:BO:87:ILE:N	2.29	0.48
16:AP:9:PHE:HE2	16:AP:18:ARG:CD	2.27	0.48
16:AP:33:ILE:HG22	16:AP:33:ILE:O	2.12	0.48
30:B5:55:ARG:O	30:B5:56:LYS:CB	2.50	0.48
14:AN:47:LEU:O	14:AN:48:ALA:C	2.51	0.48
39:BE:48:GLN:HG2	39:BE:48:GLN:O	2.12	0.48
39:BE:31:CYS:C	39:BE:90:THR:HG23	2.34	0.48
24:AY:65:ILE:HD13	24:AY:65:ILE:H	1.77	0.48
35:BA:567:A:N1	35:BA:571:A:C8	2.79	0.48

Continued on next page...

Continued from previous page...

Atom-1	Atom-2	Interatomic distance (Å)	Clash overlap (Å)
35:BA:977:G:H2'	35:BA:978:G:H8	1.79	0.48
41:BG:15:VAL:HG13	41:BG:175:LEU:HB2	1.95	0.48
54:BW:106:ILE:C	54:BW:107:LEU:HD13	2.33	0.48
4:AD:11:LEU:O	4:AD:12:CYS:C	2.52	0.48
1:AA:430:A:OP2	4:AD:8:VAL:HG22	2.14	0.48
35:BA:2481:G:O2'	35:BA:2482:G:P	2.71	0.48
30:B5:27:PRO:HD3	54:BW:23:LEU:HD11	1.96	0.48
51:BT:6:LEU:HD23	51:BT:10:VAL:HG23	1.96	0.48
35:BA:139(A):G:H22	55:BX:44:GLU:CD	2.17	0.48
24:AY:150:ILE:O	24:AY:154:GLN:HG2	2.13	0.48
1:AA:1134:G:O2'	1:AA:1135:U:H5'	2.12	0.48
30:B5:22:HIS:CE1	35:BA:2624:G:H1'	2.48	0.48
24:AY:486:THR:CG2	24:AY:602:LEU:HD11	2.42	0.48
6:AF:9:VAL:O	6:AF:9:VAL:HG12	2.12	0.48
1:AA:954:G:H2'	1:AA:955:U:O4'	2.14	0.48
1:AA:399:G:H2'	1:AA:400:C:C6	2.49	0.48
22:AV:32:C:C4	22:AV:33:U:C5	3.01	0.48
50:BS:93:LYS:O	50:BS:94:TYR:C	2.52	0.48
42:BH:35:VAL:O	42:BH:35:VAL:HG12	2.12	0.48
11:AK:114:VAL:HG13	11:AK:114:VAL:O	2.13	0.48
28:B3:9:VAL:HG23	28:B3:10:LYS:H	1.79	0.48
15:AO:64:ARG:HB2	15:AO:64:ARG:CZ	2.44	0.48
1:AA:923:A:O2'	1:AA:924:C:H5'	2.14	0.48
1:AA:157:G:H2'	1:AA:158:G:H8	1.78	0.48
41:BG:56:ALA:CB	41:BG:153:ARG:NH2	2.77	0.48
35:BA:996:A:C4'	52:BU:92:ARG:HE	1.96	0.48
50:BS:14:VAL:HG13	50:BS:16:ASN:HD22	1.77	0.48
31:B6:18:ARG:CG	31:B6:19:ARG:H	2.26	0.48
35:BA:2282:G:H5''	35:BA:2283:C:O4'	2.14	0.48
35:BA:2343:C:H2'	35:BA:2344:U:C6	2.49	0.48
24:AY:262:SER:OG	24:AY:265:LYS:HG3	2.13	0.48
57:BZ:109:ALA:C	57:BZ:111:VAL:N	2.67	0.48
34:B9:29:ASN:O	34:B9:29:ASN:ND2	2.47	0.48
50:BS:85:VAL:O	50:BS:106:ARG:HG2	2.13	0.48
50:BS:67:ARG:HD3	50:BS:71:ARG:HH22	1.78	0.48
39:BE:111:ARG:NH2	49:BR:2:ARG:HH21	2.11	0.48
47:BP:24:GLY:HA3	47:BP:33:ARG:HH12	1.79	0.48
2:AB:39:ILE:HG22	2:AB:41:ILE:HD12	1.94	0.48
15:AO:33:THR:HG21	15:AO:85:LEU:HD22	1.95	0.48
35:BA:1826:G:H4'	38:BD:242:ARG:NH2	2.14	0.48
3:AC:59:ARG:O	10:AJ:92:THR:O	2.31	0.48

Continued on next page...

Continued from previous page...

Atom-1	Atom-2	Interatomic distance (Å)	Clash overlap (Å)
35:BA:2464:C:O2'	35:BA:2465:C:O5'	2.32	0.48
35:BA:2298:A:N6	35:BA:2318:G:H8	2.12	0.48
1:AA:178:C:C2	1:AA:179:A:C8	3.01	0.48
39:BE:168:MET:HE2	39:BE:202:LYS:HE2	1.95	0.48
35:BA:1847:A:H5'	35:BA:1848:A:H8	1.76	0.48
24:AY:603:GLU:O	24:AY:676:TYR:HD1	1.97	0.48
33:B8:42:ARG:HH11	35:BA:2350:C:H5	1.62	0.48
45:BN:87:LEU:O	45:BN:88:GLU:C	2.52	0.48
39:BE:92:THR:OG1	39:BE:95:ILE:HD11	2.13	0.48
12:AL:47:LYS:HZ2	12:AL:47:LYS:CB	2.19	0.48
1:AA:1313:U:OP2	19:AS:6:LYS:HB3	2.14	0.48
51:BT:108:ARG:HH11	51:BT:108:ARG:HB2	1.78	0.48
1:AA:55:A:C2	24:AY:321:TYR:O	2.67	0.48
2:AB:142:LEU:O	2:AB:146:GLN:HB2	2.14	0.48
54:BW:68:ARG:HA	54:BW:110:LYS:HG2	1.95	0.48
42:BH:149:ARG:HA	42:BH:162:ILE:CG1	2.43	0.48
32:B7:33:ARG:HH11	32:B7:33:ARG:HB2	1.78	0.48
1:AA:36:C:H4'	12:AL:122:THR:O	2.13	0.48
35:BA:1328:G:H2'	35:BA:1330:C:C5	2.48	0.48
9:AI:128:ARG:HG2	9:AI:128:ARG:OXT	2.13	0.48
5:AE:82:VAL:HG21	5:AE:138:ALA:CA	2.41	0.48
3:AC:95:THR:O	3:AC:97:LYS:N	2.47	0.48
16:AP:3:LYS:HG2	16:AP:65:GLN:O	2.14	0.48
35:BA:2170:A:H5''	37:BC:135:ARG:HE	1.78	0.48
35:BA:1226:A:H2'	35:BA:1227:G:H5'	1.94	0.48
1:AA:658:G:C6	1:AA:749:C:N4	2.81	0.48
35:BA:2447:G:C5	35:BA:2501:C:C2	3.01	0.48
1:AA:452:A:O2'	1:AA:453:A:H8	1.97	0.48
19:AS:39:THR:HG22	19:AS:40:ILE:N	2.28	0.48
1:AA:313:A:O2'	1:AA:314:C:H5'	2.13	0.48
1:AA:414:A:C2	1:AA:415:A:H1'	2.49	0.48
1:AA:745:C:H2'	1:AA:746:A:H8	1.78	0.48
6:AF:24:GLU:OE2	6:AF:28:ARG:NH1	2.46	0.48
35:BA:2623:G:H4'	35:BA:2825:C:O2	2.14	0.48
35:BA:2511:U:O3'	39:BE:123:ALA:HB3	2.14	0.48
35:BA:262:A:H2'	35:BA:263:C:O4'	2.14	0.48
32:B7:40:TRP:CG	35:BA:459:U:H5'	2.49	0.48
1:AA:514:C:H2'	1:AA:515:G:H8	1.79	0.48
52:BU:84:LYS:C	52:BU:86:ALA:H	2.17	0.48
31:B6:11:LEU:HD12	31:B6:25:LYS:HA	1.95	0.48
40:BF:110:LEU:HD11	40:BF:202:PHE:HE1	1.79	0.48

Continued on next page...

Continued from previous page...

Atom-1	Atom-2	Interatomic distance (Å)	Clash overlap (Å)
24:AY:86:GLY:C	24:AY:88:VAL:HG22	2.34	0.48
50:BS:33:LYS:HG2	50:BS:34:HIS:CD2	2.49	0.48
29:B4:50:VAL:HG12	29:B4:51:ASP:N	2.29	0.48
27:B2:13:ALA:HA	27:B2:16:LEU:HD12	1.95	0.48
35:BA:193:U:H2'	35:BA:194:G:H8	1.79	0.48
38:BD:43:ARG:CB	38:BD:54:ARG:HB2	2.39	0.48
56:BY:54:LYS:HE2	56:BY:55:TYR:CE1	2.49	0.48
35:BA:2831:G:O2'	35:BA:2883:A:H2'	2.14	0.48
42:BH:66:GLY:O	42:BH:67:LEU:C	2.52	0.48
47:BP:112:LEU:N	47:BP:128:HIS:CD2	2.81	0.48
35:BA:361:G:N2	35:BA:362:U:O2	2.47	0.48
3:AC:36:ASP:HA	3:AC:39:ILE:HD12	1.95	0.48
35:BA:2317:C:H2'	35:BA:2318:G:C5'	2.43	0.48
53:BV:2:PHE:O	53:BV:14:VAL:O	2.32	0.48
48:BQ:87:LYS:HG2	48:BQ:88:GLY:N	2.20	0.48
4:AD:8:VAL:C	4:AD:10:ARG:N	2.66	0.48
35:BA:2469:A:H2	35:BA:2481:G:N2	2.12	0.48
1:AA:559:A:P	5:AE:126:ARG:HH22	2.37	0.48
24:AY:186:TYR:HA	24:AY:198:GLU:HA	1.94	0.48
41:BG:27:ASN:O	41:BG:28:VAL:C	2.50	0.48
37:BC:79:ALA:C	37:BC:120:VAL:HG11	2.34	0.48
37:BC:213:VAL:CG1	37:BC:225:ILE:HD11	2.43	0.48
9:AI:79:LEU:HD13	9:AI:79:LEU:C	2.33	0.48
37:BC:48:LEU:N	37:BC:48:LEU:CD1	2.74	0.48
6:AF:37:VAL:O	6:AF:38:GLU:HG3	2.14	0.48
54:BW:79:GLY:C	54:BW:100:THR:CG2	2.82	0.48
1:AA:402:G:C6	1:AA:403:C:C4	3.02	0.48
35:BA:467:G:O2'	35:BA:468:G:H5'	2.14	0.48
37:BC:134:PRO:HB2	37:BC:135:ARG:HD2	1.96	0.48
35:BA:453:C:H4'	35:BA:472:A:N6	2.29	0.48
40:BF:88:VAL:HG22	40:BF:89:VAL:H	1.79	0.48
35:BA:1416:G:H1'	35:BA:1417:C:C6	2.49	0.48
35:BA:2604:U:O2'	35:BA:2605:U:H5'	2.14	0.48
38:BD:257:LEU:HD23	38:BD:257:LEU:HA	1.67	0.48
1:AA:122:G:O2'	1:AA:123:C:H5'	2.13	0.48
35:BA:2696:U:H2'	35:BA:2697:G:H8	1.78	0.48
32:B7:48:LYS:HZ3	35:BA:125:G:N2	2.11	0.48
39:BE:69:LYS:O	39:BE:70:ALA:C	2.50	0.48
2:AB:34:ALA:HB1	2:AB:36:ARG:NE	2.28	0.48
35:BA:1667:G:H2'	35:BA:1667:G:O5'	2.13	0.48
48:BQ:116:GLU:O	48:BQ:120:ILE:HG12	2.13	0.48

Continued on next page...

Continued from previous page...

Atom-1	Atom-2	Interatomic distance (Å)	Clash overlap (Å)
34:B9:2:LYS:HD3	35:BA:2526:G:N3	2.29	0.48
7:AG:84:ASN:N	7:AG:84:ASN:HD22	2.12	0.48
3:AC:48:TYR:CD1	3:AC:48:TYR:O	2.66	0.48
2:AB:182:ILE:HA	2:AB:183:PRO:HD3	1.64	0.48
29:B4:7:PRO:O	29:B4:8:LYS:HB3	2.13	0.47
41:BG:71:THR:HG23	41:BG:90:LEU:HA	1.94	0.47
41:BG:98:ARG:NH1	41:BG:98:ARG:N	2.59	0.47
53:BV:52:VAL:HG13	53:BV:52:VAL:O	2.14	0.47
31:B6:11:LEU:HD23	31:B6:51:GLU:HG3	1.96	0.47
40:BF:105:VAL:HA	40:BF:108:LYS:HB2	1.95	0.47
35:BA:2631:G:H2'	35:BA:2632:A:O4'	2.14	0.47
24:AY:422:GLU:C	24:AY:424:LEU:N	2.67	0.47
12:AL:39:VAL:HB	12:AL:57:LYS:HB2	1.95	0.47
35:BA:2443:C:H5'	40:BF:68:LYS:HD3	1.96	0.47
37:BC:132:LEU:O	37:BC:138:LEU:N	2.45	0.47
27:B2:55:ARG:HH21	35:BA:75:G:H4'	1.78	0.47
53:BV:32:THR:HG23	53:BV:60:GLU:HA	1.96	0.47
1:AA:1122:U:O2'	1:AA:1123:A:H5'	2.14	0.47
43:BK:21:PRO:HG3	43:BK:25:PRO:HD3	1.94	0.47
5:AE:142:LEU:O	5:AE:143:ARG:HD3	2.13	0.47
35:BA:1475:G:N2	35:BA:1517:G:C4	2.82	0.47
35:BA:2056:G:N2	35:BA:2057:A:N9	2.62	0.47
56:BY:55:TYR:CD1	56:BY:55:TYR:N	2.81	0.47
42:BH:54:ARG:HB3	42:BH:65:HIS:HB2	1.96	0.47
35:BA:602:G:N1	35:BA:654(U):A:N7	2.61	0.47
7:AG:80:VAL:CG2	7:AG:81:GLY:N	2.77	0.47
1:AA:363:A:C5'	12:AL:34:ARG:HB2	2.44	0.47
1:AA:1415:G:C2	1:AA:1486:G:C4	3.02	0.47
6:AF:69:GLU:CD	6:AF:69:GLU:N	2.66	0.47
51:BT:129:ARG:O	51:BT:131:ALA:N	2.41	0.47
54:BW:20:VAL:O	54:BW:23:LEU:N	2.43	0.47
35:BA:408:G:O2'	35:BA:409:C:H5'	2.14	0.47
1:AA:297:G:H4'	1:AA:557:G:H4'	1.95	0.47
35:BA:1399:C:H2'	35:BA:1399:C:O2	2.13	0.47
1:AA:1343:G:H2'	1:AA:1344:C:C6	2.49	0.47
25:B0:65:GLY:HA2	25:B0:84:LEU:HG	1.95	0.47
32:B7:24:THR:HG23	32:B7:27:GLY:HA3	1.95	0.47
35:BA:1751:C:H6	35:BA:1751:C:O5'	1.97	0.47
35:BA:1577:C:H2'	35:BA:1578:U:C6	2.48	0.47
35:BA:205:G:O2'	35:BA:206:U:P	2.71	0.47
42:BH:94:TYR:N	42:BH:94:TYR:CD1	2.81	0.47

Continued on next page...

Continued from previous page...

Atom-1	Atom-2	Interatomic distance (Å)	Clash overlap (Å)
24:AY:539:ILE:CA	24:AY:542:VAL:HG12	2.44	0.47
1:AA:322:C:H41	1:AA:328:C:H6	1.61	0.47
1:AA:1109:C:H2'	1:AA:1110:A:H5'	1.96	0.47
35:BA:2692:C:C2'	35:BA:2693:A:H5'	2.44	0.47
1:AA:778:G:C6	1:AA:779:C:C4	3.02	0.47
17:AQ:94:ASN:O	17:AQ:95:TYR:C	2.53	0.47
1:AA:771:G:H2'	1:AA:772:U:C6	2.49	0.47
42:BH:168:PRO:HG2	42:BH:168:PRO:O	2.13	0.47
55:BX:52:VAL:CG1	55:BX:52:VAL:O	2.61	0.47
35:BA:2649:U:O2'	35:BA:2650:U:H5'	2.13	0.47
35:BA:1263:U:H2'	35:BA:1264:G:C8	2.49	0.47
52:BU:52:ARG:O	52:BU:55:ARG:HG2	2.15	0.47
52:BU:66:ASN:ND2	52:BU:76:TYR:H	2.11	0.47
35:BA:2380:C:H2'	35:BA:2381:C:H6	1.79	0.47
35:BA:2416:C:H2'	35:BA:2417:C:C6	2.49	0.47
2:AB:51:LEU:HD23	2:AB:201:ILE:HG23	1.94	0.47
35:BA:300:A:C2	35:BA:333:G:H2'	2.49	0.47
35:BA:1858:G:H2'	35:BA:1883:G:N2	2.29	0.47
1:AA:1225:A:N3	1:AA:1225:A:C2'	2.76	0.47
50:BS:74:ALA:HB1	50:BS:103:GLU:HB2	1.96	0.47
10:AJ:32:ALA:CB	10:AJ:78:ASN:HD21	2.26	0.47
57:BZ:4:ARG:HA	57:BZ:58:VAL:O	2.15	0.47
35:BA:2310:A:O2'	35:BA:2311:A:C5'	2.48	0.47
35:BA:1528(A):A:C8	35:BA:1529:G:C8	3.02	0.47
46:BO:61:VAL:O	46:BO:84:ALA:HA	2.14	0.47
27:B2:59:ARG:O	27:B2:60:LEU:C	2.51	0.47
53:BV:5:VAL:HG23	53:BV:37:VAL:O	2.13	0.47
18:AR:53:ARG:HA	18:AR:56:THR:OG1	2.14	0.47
13:AM:79:LYS:HA	13:AM:82:MET:HG3	1.95	0.47
24:AY:314:PHE:CE1	24:AY:327:PHE:HB3	2.49	0.47
12:AL:82:VAL:HG12	12:AL:105:TYR:CD1	2.47	0.47
1:AA:1301:U:H3'	1:AA:1302:U:H5''	1.96	0.47
35:BA:2577:A:C5'	35:BA:2578:G:C5'	2.92	0.47
53:BV:17:GLY:O	53:BV:18:LEU:HB3	2.14	0.47
30:B5:25:LEU:HD12	54:BW:19:LEU:O	2.14	0.47
1:AA:429:U:H4'	1:AA:430:A:O5'	2.13	0.47
1:AA:1490:C:C6	1:AA:1490:C:H5'	2.49	0.47
35:BA:2043:C:C2	35:BA:2044:C:C5	3.02	0.47
38:BD:158:ALA:O	38:BD:196:VAL:HG11	2.13	0.47
41:BG:16:ARG:NE	41:BG:31:VAL:HG11	2.29	0.47
2:AB:178:ARG:HH11	2:AB:178:ARG:CB	2.27	0.47

Continued on next page...

Continued from previous page...

Atom-1	Atom-2	Interatomic distance (Å)	Clash overlap (Å)
35:BA:418:G:H2'	35:BA:419:C:C6	2.49	0.47
35:BA:1030:G:H8	35:BA:1030:G:O5'	1.97	0.47
45:BN:4:TYR:O	45:BN:5:VAL:C	2.52	0.47
1:AA:956:U:H2'	1:AA:957:U:H6	1.79	0.47
2:AB:35:GLU:O	2:AB:36:ARG:NH2	2.47	0.47
8:AH:93:VAL:O	8:AH:132:GLU:HA	2.13	0.47
34:B9:16:VAL:O	35:BA:1033:U:H5	1.97	0.47
35:BA:2431:U:OP2	35:BA:2432:A:OP2	2.31	0.47
7:AG:26:PHE:O	7:AG:30:ILE:HG12	2.15	0.47
1:AA:800:G:H8	1:AA:800:G:O5'	1.97	0.47
35:BA:1754:C:OP1	51:BT:96:ARG:NH1	2.47	0.47
12:AL:84:LEU:HD23	12:AL:101:VAL:HG21	1.97	0.47
52:BU:106:PHE:O	52:BU:109:LEU:HB2	2.15	0.47
35:BA:83:G:C2'	35:BA:84:A:OP1	2.62	0.47
31:B6:24:GLU:HG3	31:B6:37:ARG:HH21	1.79	0.47
47:BP:7:ARG:HA	47:BP:7:ARG:NH1	2.29	0.47
35:BA:212:G:O2'	35:BA:213:A:H5'	2.15	0.47
35:BA:2272:U:H5''	35:BA:2273:A:OP1	2.14	0.47
57:BZ:142:SER:H	57:BZ:144:LEU:CD2	2.27	0.47
41:BG:117:PHE:HE1	41:BG:119:GLY:CA	2.27	0.47
42:BH:41:MET:HG3	42:BH:42:ARG:N	2.29	0.47
30:B5:44:THR:CG2	49:BR:101:ALA:HB2	2.30	0.47
35:BA:260:G:N3	35:BA:260:G:H2'	2.29	0.47
24:AY:12:LEU:C	24:AY:13:ARG:HD2	2.34	0.47
2:AB:21:ARG:O	2:AB:22:LYS:HB2	2.14	0.47
1:AA:1402:C:C5	1:AA:1403:C:C5	3.02	0.47
56:BY:62:GLU:CG	56:BY:63:LYS:N	2.77	0.47
24:AY:518:PRO:O	24:AY:520:GLY:N	2.47	0.47
35:BA:1771:C:O2'	35:BA:1786:A:H8	1.97	0.47
34:B9:17:ILE:CG2	34:B9:18:ARG:N	2.77	0.47
34:B9:18:ARG:CG	34:B9:18:ARG:HH11	2.28	0.47
25:B0:45:PHE:O	25:B0:59:LEU:HD11	2.14	0.47
1:AA:878:G:H5'	8:AH:89:PRO:HG2	1.96	0.47
35:BA:760:G:C2'	35:BA:761:A:H5'	2.43	0.47
48:BQ:26:TYR:O	48:BQ:102:VAL:HG21	2.15	0.47
24:AY:324:ARG:HD3	24:AY:381:LYS:HE2	1.96	0.47
35:BA:2163:C:C2'	35:BA:2164:C:H5'	2.45	0.47
1:AA:1029:C:H6	1:AA:1029:C:O5'	1.97	0.47
37:BC:225:ILE:C	37:BC:225:ILE:HD12	2.35	0.47
36:BB:25:A:N3	36:BB:25:A:H2'	2.30	0.47
24:AY:348:ARG:HG2	24:AY:382:GLU:HG3	1.97	0.47

Continued on next page...

Continued from previous page...

Atom-1	Atom-2	Interatomic distance (Å)	Clash overlap (Å)
38:BD:26:LYS:HE2	38:BD:26:LYS:HA	1.95	0.47
51:BT:29:ARG:CD	51:BT:86:ILE:HG22	2.43	0.47
24:AY:149:VAL:O	24:AY:152:THR:N	2.41	0.47
4:AD:133:VAL:HG12	4:AD:134:ASP:N	2.29	0.47
56:BY:105:ALA:C	56:BY:107:ASP:N	2.63	0.47
4:AD:57:ARG:HD2	4:AD:57:ARG:N	2.26	0.47
1:AA:1089:G:C2'	1:AA:1090:U:H5'	2.43	0.47
35:BA:519:U:H5''	54:BW:25:ARG:HH21	1.77	0.47
35:BA:990:A:C5	35:BA:1186:G:H1'	2.49	0.47
35:BA:266:G:O6	35:BA:267:C:C4	2.67	0.47
35:BA:1196:C:O4'	35:BA:1226:A:C2	2.67	0.47
6:AF:91:VAL:HG13	18:AR:72:ARG:NH2	2.28	0.47
35:BA:1248:G:N3	52:BU:3:ARG:HD2	2.30	0.47
24:AY:123:ARG:CG	24:AY:123:ARG:HH11	2.25	0.47
19:AS:53:ASN:C	19:AS:55:LYS:H	2.17	0.47
35:BA:1925:C:O2'	35:BA:1926:U:H5'	2.15	0.47
35:BA:60:G:N7	35:BA:63:U:H2'	2.30	0.47
37:BC:51:ASP:OD1	37:BC:52:PRO:HD2	2.14	0.47
7:AG:50:ILE:HA	7:AG:50:ILE:HD13	1.59	0.47
15:AO:75:PRO:O	15:AO:79:ARG:HG3	2.13	0.47
35:BA:1442:G:C2	35:BA:1550:C:O2	2.67	0.47
17:AQ:24:GLU:O	17:AQ:25:ARG:HB3	2.15	0.47
1:AA:554:C:H2'	1:AA:555:C:C6	2.50	0.47
33:B8:15:LYS:HB2	47:BP:65:ARG:HH12	1.78	0.47
31:B6:11:LEU:C	31:B6:12:GLU:HG3	2.32	0.47
33:B8:33:ASN:OD1	33:B8:41:ILE:HG21	2.14	0.47
13:AM:96:LEU:O	13:AM:110:ARG:NE	2.44	0.47
24:AY:250:THR:O	24:AY:252:ASP:N	2.47	0.47
35:BA:1326:U:H4'	35:BA:2011:U:O4'	2.14	0.47
24:AY:468:ARG:NH1	24:AY:468:ARG:HG3	2.24	0.47
55:BX:10:ALA:O	55:BX:28:PHE:CB	2.61	0.47
10:AJ:4:ILE:H	10:AJ:4:ILE:HD12	1.79	0.47
10:AJ:82:ILE:O	10:AJ:86:MET:CB	2.61	0.47
49:BR:63:ARG:O	49:BR:67:LEU:HD23	2.14	0.47
24:AY:555:LEU:CD1	24:AY:599:PRO:HB2	2.35	0.47
10:AJ:51:ARG:HG2	10:AJ:60:ARG:O	2.14	0.47
47:BP:105:LEU:HB2	47:BP:106:LEU:HD12	1.95	0.47
22:AV:71:C:N4	22:AV:72:A:C6	2.83	0.47
39:BE:195:LEU:O	39:BE:195:LEU:HG	2.14	0.47
35:BA:2020:A:C6	35:BA:2022:U:N3	2.82	0.47
12:AL:18:VAL:O	12:AL:19:ARG:HB3	2.14	0.47

Continued on next page...

Continued from previous page...

Atom-1	Atom-2	Interatomic distance (Å)	Clash overlap (Å)
2:AB:95:GLN:C	2:AB:96:ARG:HD2	2.34	0.47
51:BT:80:SER:CB	51:BT:81:PRO:CD	2.91	0.47
42:BH:19:VAL:HG12	42:BH:20:ALA:N	2.23	0.47
1:AA:1343:G:C6	1:AA:1344:C:N4	2.83	0.47
1:AA:1343:G:H1'	9:AI:121:ARG:NH1	2.29	0.47
24:AY:336:THR:O	24:AY:339:SER:OG	2.24	0.47
1:AA:448:A:P	1:AA:485:G:H22	2.37	0.47
3:AC:108:ASN:C	3:AC:110:ASN:N	2.66	0.47
2:AB:8:LYS:NZ	2:AB:217:ARG:HH11	2.12	0.47
35:BA:451:C:N4	35:BA:454:A:H5'	2.30	0.47
38:BD:78:LYS:HG2	38:BD:79:VAL:N	2.30	0.47
4:AD:105:VAL:HG12	4:AD:117:ALA:HB1	1.96	0.47
35:BA:1049:C:H2'	35:BA:1050:A:H8	1.79	0.47
35:BA:2496:C:OP1	48:BQ:83:MET:HG2	2.13	0.47
35:BA:1593:G:H2'	35:BA:1594:G:C8	2.49	0.47
1:AA:434:U:H2'	1:AA:435:C:C6	2.50	0.47
1:AA:509:A:H3'	1:AA:510:A:C8	2.50	0.47
41:BG:40:ASN:ND2	41:BG:41:GLN:H	2.12	0.47
52:BU:106:PHE:O	52:BU:109:LEU:N	2.46	0.47
40:BF:185:ASP:HA	40:BF:188:ARG:CD	2.44	0.47
40:BF:184:TYR:O	40:BF:188:ARG:HG2	2.15	0.47
35:BA:271(H):G:H2'	35:BA:271(I):G:C8	2.50	0.47
35:BA:2136:C:H42	35:BA:2156:G:N2	2.13	0.47
35:BA:2286:A:N6	35:BA:2346:A:H62	2.11	0.47
35:BA:322:A:H5'	35:BA:340:A:H1'	1.96	0.47
56:BY:13:VAL:HG22	56:BY:14:LEU:N	2.27	0.47
24:AY:121:VAL:CA	24:AY:124:GLN:HE22	2.28	0.47
12:AL:38:THR:HG23	12:AL:57:LYS:HB3	1.96	0.47
50:BS:30:ARG:HH22	50:BS:62:LYS:HD2	1.79	0.47
42:BH:41:MET:HE2	42:BH:43:VAL:N	2.29	0.47
33:B8:21:LYS:HD3	33:B8:48:PHE:CE1	2.49	0.47
33:B8:56:GLU:C	33:B8:58:ILE:N	2.67	0.47
49:BR:87:TYR:C	49:BR:89:ASP:N	2.67	0.47
1:AA:1499:A:H1'	1:AA:1520:G:H5'	1.95	0.47
35:BA:777:A:H2'	35:BA:778:G:H8	1.79	0.47
13:AM:79:LYS:HA	13:AM:82:MET:CG	2.45	0.47
51:BT:51:ARG:HG3	51:BT:98:LYS:HE3	1.97	0.47
35:BA:2295:C:H2'	35:BA:2296:U:C6	2.50	0.47
24:AY:67:ALA:O	24:AY:68:ALA:C	2.52	0.47
35:BA:2061:G:H5'	35:BA:2503:A:N1	2.30	0.47
4:AD:29:PRO:C	4:AD:30:LYS:HG2	2.33	0.47

Continued on next page...

Continued from previous page...

Atom-1	Atom-2	Interatomic distance (Å)	Clash overlap (Å)
45:BN:65:LYS:NZ	45:BN:65:LYS:HA	2.29	0.47
48:BQ:60:ARG:HB2	48:BQ:60:ARG:NH1	2.30	0.47
1:AA:1060:C:C4	3:AC:2:GLY:HA3	2.50	0.47
35:BA:894:C:H2'	35:BA:895:U:H5'	1.95	0.47
41:BG:12:TYR:O	41:BG:16:ARG:HB2	2.14	0.47
37:BC:185:LYS:N	37:BC:185:LYS:HD2	2.29	0.47
9:AI:77:ILE:O	9:AI:79:LEU:N	2.48	0.47
43:BK:75:SER:C	43:BK:78:ILE:HG22	2.35	0.47
37:BC:74:ARG:H	37:BC:112:ASP:CB	2.25	0.47
35:BA:2617:C:H2'	35:BA:2618:G:C5'	2.44	0.47
35:BA:2627:G:H2'	35:BA:2628:C:C6	2.50	0.47
35:BA:1292:U:H2'	35:BA:1293:C:C6	2.50	0.47
1:AA:264:U:H4'	17:AQ:63:ARG:HD3	1.96	0.47
35:BA:2640:G:N2	35:BA:2774:C:O2	2.47	0.47
3:AC:134:ILE:O	3:AC:137:ALA:N	2.47	0.47
35:BA:811:U:C2'	35:BA:812:C:H5''	2.44	0.47
22:AV:61:C:H2'	22:AV:62:C:H6	1.78	0.47
1:AA:505:G:H5'	1:AA:534:U:H2'	1.96	0.47
35:BA:1210:A:H5''	35:BA:1212:G:O4'	2.13	0.47
1:AA:44:G:C2	1:AA:45:U:H1'	2.50	0.47
24:AY:572:TYR:HD1	24:AY:572:TYR:N	2.12	0.47
35:BA:1633:G:H2'	35:BA:1634:A:H5''	1.97	0.47
6:AF:20:ALA:O	6:AF:21:LEU:C	2.51	0.47
35:BA:1593:G:H3'	35:BA:1594:G:H8	1.79	0.47
35:BA:1066:U:H2'	35:BA:1067:A:H3'	1.95	0.47
40:BF:57:VAL:HG12	40:BF:58:ALA:N	2.29	0.47
52:BU:76:TYR:O	52:BU:79:PHE:HB3	2.14	0.47
35:BA:2579:C:H4'	39:BE:134:ILE:CG1	2.40	0.47
2:AB:223:ILE:HG12	2:AB:226:ARG:NH1	2.29	0.47
35:BA:612:C:C3'	35:BA:613:G:H5''	2.43	0.47
35:BA:310:A:OP2	56:BY:18:GLY:HA2	2.15	0.47
40:BF:157:VAL:HG21	40:BF:194:MET:CG	2.33	0.47
24:AY:125:ALA:C	24:AY:127:LYS:H	2.17	0.47
24:AY:415:PRO:CG	24:AY:421:GLN:HA	2.44	0.47
41:BG:110:ALA:O	41:BG:111:LEU:C	2.51	0.47
27:B2:3:LEU:CD2	27:B2:7:ARG:HH22	2.28	0.47
24:AY:238:THR:HG23	24:AY:241:GLU:H	1.79	0.47
10:AJ:78:ASN:HD22	10:AJ:81:THR:HG21	1.79	0.47
35:BA:2645:G:C4'	35:BA:2732:G:O2'	2.48	0.47
33:B8:50:LEU:HG	33:B8:51:ALA:H	1.79	0.47
33:B8:62:LEU:N	33:B8:63:PRO:HD2	2.30	0.47

Continued on next page...

Continued from previous page...

Atom-1	Atom-2	Interatomic distance (Å)	Clash overlap (Å)
35:BA:943:U:OP2	47:BP:38:GLN:CD	2.52	0.47
42:BH:121:ILE:HG23	42:BH:133:VAL:HG13	1.96	0.47
24:AY:102:ASP:HB3	24:AY:286:ILE:HG12	1.97	0.47
35:BA:1042:G:C2	35:BA:1043:C:C2	3.03	0.47
45:BN:26:LEU:C	45:BN:28:THR:H	2.16	0.47
17:AQ:51:TYR:CE1	17:AQ:73:VAL:HG11	2.50	0.47
43:BK:58:THR:HB	43:BK:66:THR:CG2	2.44	0.47
1:AA:1404:C:C1'	1:AA:1499:A:N1	2.77	0.47
1:AA:1502:A:C2	1:AA:1505:G:N1	2.62	0.47
38:BD:11:PRO:O	38:BD:13:ARG:N	2.47	0.47
35:BA:2464:C:HO2'	35:BA:2465:C:H6	1.61	0.47
7:AG:80:VAL:HG11	7:AG:85:TYR:CD1	2.50	0.47
35:BA:1064:C:H1'	43:BK:89:HIS:HA	1.97	0.47
5:AE:145:LYS:CA	8:AH:107:LEU:HD21	2.42	0.47
41:BG:15:VAL:O	41:BG:18:GLU:HB3	2.14	0.47
57:BZ:24:LEU:C	57:BZ:24:LEU:HD23	2.35	0.47
36:BB:59:A:H2'	36:BB:60:C:H5'	1.97	0.47
39:BE:94:GLU:OE1	39:BE:177:PRO:HB2	2.14	0.47
1:AA:999:C:C2	1:AA:1000:U:N3	2.83	0.47
27:B2:47:ASN:HB2	35:BA:95:G:H1'	1.97	0.47
37:BC:84:ILE:HG12	37:BC:96:GLY:O	2.15	0.47
43:BK:78:ILE:HD13	43:BK:134:MET:SD	2.54	0.47
1:AA:1288:A:H2'	1:AA:1289:A:C8	2.50	0.47
1:AA:1005:A:H3'	1:AA:1006:C:O4'	2.14	0.47
1:AA:1132:C:O2'	1:AA:1133:G:H5'	2.14	0.47
35:BA:1563:G:H8	35:BA:1563:G:O5'	1.97	0.47
20:AT:75:ASN:N	20:AT:75:ASN:ND2	2.62	0.47
3:AC:110:ASN:O	3:AC:111:LEU:HD23	2.15	0.47
38:BD:3:VAL:HG12	38:BD:17:THR:HB	1.97	0.47
35:BA:811:U:O2'	35:BA:1250:G:H2'	2.14	0.47
35:BA:725:G:C6	35:BA:726:G:N1	2.83	0.47
45:BN:89:LYS:O	45:BN:93:THR:CG2	2.61	0.47
35:BA:1248:G:OP1	40:BF:92:PRO:HG3	2.14	0.47
35:BA:2113:U:O2'	35:BA:2114:A:H5'	2.14	0.47
35:BA:2862:G:H2'	35:BA:2862:G:N3	2.29	0.47
1:AA:895:G:H2'	1:AA:895:G:N3	2.30	0.47
21:AU:9:ARG:O	21:AU:10:ARG:C	2.52	0.47
35:BA:1082:U:H4'	43:BK:116:ASN:OD1	2.15	0.47
5:AE:129:ILE:HG22	5:AE:130:ASN:N	2.29	0.47
1:AA:759:A:H2'	1:AA:760:G:H5'	1.95	0.47
53:BV:16:PRO:O	53:BV:96:ILE:HB	2.14	0.47

Continued on next page...

Continued from previous page...

Atom-1	Atom-2	Interatomic distance (Å)	Clash overlap (Å)
41:BG:153:ARG:CB	41:BG:153:ARG:HH11	2.28	0.47
41:BG:55:LYS:C	41:BG:57:ALA:N	2.67	0.47
1:AA:1004:A:H5'	1:AA:1025:U:C4	2.50	0.47
56:BY:12:THR:HG22	56:BY:75:ILE:HG21	1.97	0.47
35:BA:768:G:H2'	35:BA:769:G:C8	2.49	0.47
35:BA:271(J):C:H2'	35:BA:271(J):C:O2	2.15	0.47
33:B8:13:ARG:HB3	47:BP:63:PRO:CB	2.41	0.47
2:AB:51:LEU:HD22	2:AB:55:PHE:HE2	1.79	0.47
35:BA:2456:C:H6	35:BA:2456:C:O5'	1.97	0.47
35:BA:294:A:N6	35:BA:345:A:H1'	2.30	0.47
35:BA:341:G:H2'	35:BA:342:G:C8	2.49	0.47
1:AA:1226:C:H5''	13:AM:103:THR:HB	1.96	0.47
13:AM:97:PRO:HA	13:AM:110:ARG:CD	2.34	0.47
35:BA:658:C:H2'	35:BA:659:C:C6	2.49	0.47
40:BF:120:GLU:HB3	40:BF:122:LYS:HG2	1.96	0.47
40:BF:36:VAL:O	40:BF:39:TRP:HB3	2.15	0.47
24:AY:138:LYS:HE2	59:AY:702:GDP:C4	2.50	0.47
24:AY:466:LEU:CA	24:AY:470:PHE:HD2	2.20	0.47
41:BG:107:LEU:HD23	41:BG:111:LEU:HD12	1.96	0.47
50:BS:70:GLY:C	50:BS:101:LEU:HD23	2.35	0.47
50:BS:65:VAL:C	50:BS:67:ARG:H	2.17	0.47
38:BD:30:GLU:HG3	38:BD:63:ARG:CZ	2.45	0.47
35:BA:511:U:C5	35:BA:512:G:C4	3.02	0.47
35:BA:1814:G:H2'	35:BA:1815:A:C8	2.50	0.47
35:BA:663:G:C6	35:BA:664:C:C4	3.03	0.47
38:BD:243:GLY:O	38:BD:244:ARG:HB3	2.15	0.47
37:BC:139:PRO:HA	37:BC:145:THR:HG21	1.96	0.47
3:AC:46:GLU:O	3:AC:47:LEU:CB	2.48	0.47
49:BR:95:THR:N	49:BR:117:VAL:HG21	2.30	0.47
35:BA:1455:G:C2	35:BA:1456:G:C8	3.03	0.47
5:AE:76:ILE:HD11	5:AE:142:LEU:HD21	1.97	0.47
45:BN:125:GLY:HA3	45:BN:126:PRO:C	2.35	0.47
24:AY:34:TYR:O	24:AY:38:ARG:HB2	2.15	0.47
35:BA:2883:A:C5'	35:BA:2884:U:H5'	2.44	0.47
35:BA:2847:U:OP1	51:BT:98:LYS:HD3	2.14	0.47
51:BT:55:ASN:HB3	51:BT:59:THR:HG22	1.96	0.47
7:AG:152:ALA:C	7:AG:154:TYR:H	2.17	0.47
39:BE:48:GLN:C	39:BE:49:LEU:HD22	2.35	0.47
1:AA:193:C:C2	1:AA:194:C:C5	3.03	0.47
24:AY:316:ILE:CD1	24:AY:316:ILE:N	2.70	0.47
35:BA:1947:C:C2'	35:BA:1948:G:C5'	2.90	0.47

Continued on next page...

Continued from previous page...

Atom-1	Atom-2	Interatomic distance (Å)	Clash overlap (Å)
35:BA:1877:A:N3	35:BA:1877:A:H2'	2.29	0.47
35:BA:565:C:O2'	35:BA:566:U:H5'	2.15	0.47
35:BA:65:C:H5'	55:BX:71:GLY:HA3	1.97	0.47
35:BA:1077:A:O2'	35:BA:1078:U:H5'	2.14	0.47
24:AY:526:VAL:CB	24:AY:566:THR:HG23	2.44	0.47
4:AD:173:TRP:CB	4:AD:187:ARG:NH1	2.76	0.47
48:BQ:12:GLN:HG2	48:BQ:73:PRO:HD2	1.96	0.47
35:BA:1275:A:C4	49:BR:16:HIS:ND1	2.82	0.47
11:AK:111:ASP:HA	18:AR:84:LYS:CD	2.43	0.47
36:BB:54:G:H2'	36:BB:55:U:C6	2.48	0.47
39:BE:195:LEU:HD12	39:BE:195:LEU:C	2.35	0.47
1:AA:1216:G:H2'	1:AA:1217:C:C6	2.50	0.47
46:BO:68:GLU:N	46:BO:68:GLU:OE1	2.47	0.47
51:BT:99:LEU:CB	51:BT:101:PHE:CE1	2.92	0.47
51:BT:50:ILE:HG23	51:BT:99:LEU:HD12	1.96	0.47
41:BG:168:GLU:O	41:BG:169:ALA:C	2.53	0.47
41:BG:32:PRO:HA	41:BG:162:THR:HB	1.96	0.47
11:AK:34:ASP:CB	11:AK:35:PRO:CD	2.91	0.47
35:BA:1721:G:O6	35:BA:1739:U:H5'	2.12	0.47
7:AG:16:LEU:CD1	9:AI:42:ARG:HA	2.44	0.47
35:BA:94(A):G:H2'	35:BA:95:G:O4'	2.14	0.47
48:BQ:35:VAL:CG2	48:BQ:36:ALA:N	2.78	0.47
37:BC:98:GLU:CG	37:BC:120:VAL:HB	2.44	0.47
5:AE:59:GLY:O	5:AE:62:ALA:HB3	2.14	0.47
9:AI:77:ILE:C	9:AI:79:LEU:N	2.67	0.47
48:BQ:79:LEU:HD23	48:BQ:80:GLU:N	2.25	0.47
24:AY:659:LEU:O	24:AY:659:LEU:HD13	2.15	0.47
1:AA:424:G:O2'	1:AA:425:G:H5'	2.14	0.47
7:AG:61:VAL:O	7:AG:64:GLN:HB3	2.15	0.47
42:BH:154:PRO:HB2	42:BH:163:TYR:CE2	2.50	0.47
6:AF:60:PHE:O	6:AF:61:LEU:HD12	2.15	0.47
1:AA:1477:C:H3'	1:AA:1477:C:C6	2.50	0.47
38:BD:155:LEU:HD12	38:BD:155:LEU:N	2.30	0.47
38:BD:147:LEU:HD11	38:BD:183:ARG:NH1	2.29	0.47
35:BA:795:C:H2'	35:BA:796:C:C6	2.50	0.47
1:AA:282:A:H3'	1:AA:283:C:C5	2.50	0.47
1:AA:284:G:C2	1:AA:285:G:C8	3.02	0.47
35:BA:178:G:C2	35:BA:179:G:C8	3.02	0.47
24:AY:170:ARG:HD2	24:AY:170:ARG:H	1.80	0.47
12:AL:46:LYS:NZ	12:AL:94:PRO:HG3	2.29	0.47
1:AA:506:G:C6	1:AA:507:C:N4	2.83	0.47

Continued on next page...

Continued from previous page...

Atom-1	Atom-2	Interatomic distance (Å)	Clash overlap (Å)
32:B7:15:THR:HG22	32:B7:16:HIS:CD2	2.49	0.47
1:AA:748:C:O2	1:AA:749:C:C5	2.66	0.47
28:B3:19:GLN:O	28:B3:22:ALA:HB3	2.15	0.47
35:BA:1526:G:H2'	35:BA:1527:G:O4'	2.14	0.47
54:BW:66:GLU:HA	54:BW:69:LEU:HD11	1.96	0.47
1:AA:318:G:C2	1:AA:336:C:N3	2.83	0.47
1:AA:1056:U:C5'	3:AC:163:ALA:HB2	2.44	0.47
35:BA:2696:U:H2'	35:BA:2697:G:C8	2.50	0.47
1:AA:526:C:C4	1:AA:527:G:H1'	2.49	0.47
38:BD:53:PHE:HA	38:BD:218:ARG:HB2	1.97	0.47
8:AH:30:ARG:HB2	8:AH:30:ARG:HH11	1.79	0.47
3:AC:29:TYR:HD2	3:AC:29:TYR:O	1.97	0.47
1:AA:1426:C:O2'	1:AA:1427:U:H5'	2.15	0.47
46:BO:88:ASN:N	46:BO:88:ASN:OD1	2.47	0.47
35:BA:1624:G:O2'	35:BA:1625:C:H5'	2.15	0.47
1:AA:1465:C:C2'	1:AA:1466:C:H5'	2.44	0.47
1:AA:1180:A:OP1	9:AI:103:THR:HG23	2.14	0.47
24:AY:130:VAL:HA	24:AY:131:PRO:HD3	1.61	0.47
24:AY:510:VAL:CG1	24:AY:511:LYS:N	2.78	0.47
24:AY:567:LEU:HG	24:AY:567:LEU:O	2.15	0.47
56:BY:31:LEU:HG	56:BY:34:LYS:HB2	1.96	0.47
43:BK:103:GLN:O	43:BK:107:ILE:HG13	2.15	0.47
13:AM:91:ARG:HD2	13:AM:97:PRO:O	2.14	0.47
35:BA:1204:A:H1'	35:BA:1206:G:N7	2.30	0.47
40:BF:39:TRP:CH2	40:BF:106:ARG:NE	2.76	0.47
35:BA:902:C:H2'	35:BA:903:C:H6	1.78	0.47
52:BU:13:LYS:HA	52:BU:16:LYS:HD2	1.95	0.47
33:B8:59:LYS:HD3	47:BP:50:ARG:HB3	1.97	0.47
40:BF:10:PRO:HG2	40:BF:11:VAL:N	2.27	0.47
35:BA:1656:C:O2'	35:BA:1657:C:H5'	2.15	0.47
13:AM:73:GLU:O	13:AM:74:VAL:C	2.52	0.47
35:BA:1495:A:N3	35:BA:1496:A:C2	2.82	0.47
12:AL:25:PRO:C	12:AL:27:LEU:N	2.51	0.47
38:BD:80:ALA:HB3	38:BD:94:LEU:HB3	1.96	0.47
35:BA:1040:C:C5	35:BA:1041:C:N4	2.83	0.47
1:AA:1313:U:P	19:AS:6:LYS:HG3	2.54	0.47
39:BE:25:VAL:CG1	39:BE:181:LEU:HD12	2.45	0.47
29:B4:14:ILE:CG2	29:B4:15:ILE:N	2.78	0.47
49:BR:21:TYR:N	49:BR:21:TYR:CD1	2.83	0.47
35:BA:1434:A:H5'	35:BA:1435:G:OP2	2.14	0.47
9:AI:93:ARG:HA	9:AI:96:LEU:CB	2.43	0.47

Continued on next page...

Continued from previous page...

Atom-1	Atom-2	Interatomic distance (Å)	Clash overlap (Å)
1:AA:182:U:H5'	1:AA:183:G:P	2.54	0.47
1:AA:943:U:H2'	1:AA:944:G:C5'	2.43	0.47
24:AY:139:MET:HE3	24:AY:167:PRO:HG3	1.96	0.47
1:AA:986:A:H2'	1:AA:987:G:C8	2.50	0.47
24:AY:411:VAL:HG12	24:AY:412:ALA:O	2.15	0.47
32:B7:28:ARG:NH1	32:B7:28:ARG:HG3	2.29	0.47
2:AB:8:LYS:NZ	2:AB:217:ARG:NH1	2.62	0.47
1:AA:506:G:H2'	1:AA:507:C:C6	2.49	0.47
35:BA:1227:G:O2'	35:BA:1228:G:H5'	2.14	0.47
35:BA:271(K):U:H3'	35:BA:271(L):U:C5'	2.45	0.47
16:AP:71:ARG:O	16:AP:72:ARG:C	2.54	0.47
26:B1:58:ILE:O	26:B1:58:ILE:HG23	2.14	0.47
4:AD:105:VAL:CG1	4:AD:117:ALA:HB1	2.44	0.47
39:BE:199:ARG:HB2	39:BE:199:ARG:NH1	2.30	0.47
27:B2:14:ARG:HG3	27:B2:14:ARG:HH11	1.78	0.47
12:AL:42:THR:HG23	12:AL:42:THR:O	2.13	0.47
5:AE:107:ARG:HG2	5:AE:108:ALA:N	2.29	0.47
11:AK:17:GLY:O	11:AK:80:VAL:HA	2.15	0.47
29:B4:25:TYR:O	41:BG:105:LYS:NZ	2.48	0.47
41:BG:34:LEU:HB2	41:BG:99:MET:HE3	1.95	0.47
52:BU:82:GLY:O	52:BU:84:LYS:N	2.47	0.47
35:BA:1485:G:H8	35:BA:1485:G:H5'	1.79	0.47
31:B6:13:CYS:HA	31:B6:50:ARG:O	2.14	0.47
35:BA:2416:C:H2'	35:BA:2417:C:H6	1.80	0.47
43:BK:77:LEU:CD2	43:BK:77:LEU:H	2.02	0.47
40:BF:135:LYS:CB	40:BF:138:GLU:OE2	2.63	0.47
3:AC:72:LYS:CE	3:AC:72:LYS:HA	2.44	0.47
24:AY:227:ILE:O	24:AY:227:ILE:CG2	2.62	0.47
19:AS:12:ASP:OD1	19:AS:35:SER:HB2	2.14	0.47
35:BA:259:G:N2	35:BA:621:A:H8	2.12	0.47
46:BO:86:ILE:C	46:BO:87:ILE:HD13	2.35	0.47
25:B0:7:LEU:HD12	48:BQ:85:LYS:CE	2.31	0.47
3:AC:47:LEU:HD21	3:AC:68:VAL:HG11	1.96	0.47
25:B0:23:VAL:HG13	25:B0:38:VAL:HG22	1.97	0.47
49:BR:115:GLU:HG2	49:BR:117:VAL:H	1.79	0.47
1:AA:255:G:H5'	17:AQ:16:GLN:O	2.15	0.47
15:AO:76:GLU:C	15:AO:78:TYR:H	2.18	0.47
35:BA:1783:A:C2	35:BA:2587:A:C4	3.03	0.47
4:AD:129:ASN:N	4:AD:129:ASN:ND2	2.63	0.47
49:BR:45:ARG:HG3	49:BR:46:GLY:N	2.23	0.47
35:BA:729:G:C4	35:BA:1775:U:C2	3.02	0.47

Continued on next page...

Continued from previous page...

Atom-1	Atom-2	Interatomic distance (Å)	Clash overlap (Å)
38:BD:94:LEU:C	38:BD:94:LEU:HD23	2.32	0.47
1:AA:707:C:H4'	11:AK:20:TYR:CE1	2.50	0.47
36:BB:21:G:O2'	36:BB:22:U:P	2.73	0.47
35:BA:544:G:H21	35:BA:547:A:H2'	1.80	0.47
29:B4:23:GLU:C	29:B4:24:THR:HG23	2.34	0.47
22:AV:54:U:C2'	22:AV:55:U:H5'	2.45	0.47
19:AS:9:VAL:O	19:AS:10:PHE:C	2.53	0.47
35:BA:483:A:C2	35:BA:484:C:H1'	2.50	0.47
35:BA:914:C:H2'	35:BA:915:C:C5'	2.42	0.47
1:AA:141:A:H1'	1:AA:182:U:O2	2.15	0.47
51:BT:62:THR:HG22	51:BT:75:ILE:HG13	1.96	0.47
38:BD:26:LYS:O	38:BD:27:THR:HB	2.14	0.47
35:BA:1819:A:H2'	38:BD:179:SER:OG	2.14	0.47
35:BA:1183:G:C8	35:BA:1183:G:H3'	2.50	0.47
54:BW:22:ASP:HA	54:BW:25:ARG:HH12	1.79	0.47
38:BD:210:GLY:O	38:BD:212:SER:N	2.45	0.47
24:AY:616:TYR:CD2	24:AY:663:THR:HA	2.50	0.47
24:AY:290:LYS:HB3	24:AY:298:VAL:HG22	1.97	0.47
35:BA:1296:G:O2'	35:BA:1297:C:H5'	2.15	0.47
1:AA:779:C:O2'	11:AK:120:ARG:HD3	2.15	0.47
1:AA:807:A:C5	1:AA:808:C:C4	3.03	0.47
28:B3:10:LYS:HB3	28:B3:53:LEU:CD2	2.44	0.47
57:BZ:92:SER:HB2	57:BZ:93:ASP:H	1.21	0.47
22:AV:57:A:H2'	22:AV:58:A:H5'	1.96	0.47
35:BA:1108:U:H2'	35:BA:1108:U:O2	2.15	0.47
29:B4:18:CYS:SG	29:B4:18:CYS:O	2.73	0.47
1:AA:897:C:O2'	1:AA:898:G:H5'	2.15	0.47
52:BU:113:ALA:O	52:BU:115:ALA:N	2.48	0.47
56:BY:95:LYS:CE	56:BY:101:LYS:H	2.28	0.47
33:B8:33:ASN:O	33:B8:34:TRP:CB	2.61	0.47
35:BA:2367:G:H2'	35:BA:2368:C:H6	1.80	0.47
33:B8:30:ARG:NH1	35:BA:2419:U:O4	2.48	0.47
50:BS:89:ARG:HG3	50:BS:92:TYR:N	2.28	0.47
43:BK:100:THR:HA	43:BK:139:VAL:CB	2.37	0.47
35:BA:311:A:O4'	35:BA:332:A:C4	2.67	0.47
35:BA:299:A:H1'	35:BA:322:A:N6	2.29	0.47
35:BA:331:A:O2'	35:BA:332:A:OP1	2.31	0.47
35:BA:322:A:P	40:BF:169:ASN:HB2	2.54	0.47
27:B2:69:ARG:HH22	35:BA:111:A:C5'	2.28	0.47
1:AA:965:A:C2	1:AA:969:A:C2	3.02	0.47
24:AY:120:THR:O	24:AY:124:GLN:CD	2.54	0.47

Continued on next page...

Continued from previous page...

Atom-1	Atom-2	Interatomic distance (Å)	Clash overlap (Å)
24:AY:413:ILE:HD11	24:AY:474:ALA:CB	2.36	0.47
24:AY:415:PRO:HB2	24:AY:421:GLN:N	2.29	0.47
10:AJ:3:LYS:N	10:AJ:75:ILE:O	2.48	0.47
28:B3:7:LYS:O	28:B3:54:VAL:HG13	2.16	0.47
45:BN:26:LEU:C	45:BN:28:THR:N	2.69	0.47
27:B2:20:GLU:O	27:B2:21:LEU:C	2.53	0.47
20:AT:63:ILE:O	20:AT:65:LYS:N	2.48	0.47
1:AA:1054:C:OP1	1:AA:1198:G:OP2	2.33	0.47
26:B1:68:PRO:C	26:B1:70:VAL:N	2.68	0.47
26:B1:86:SER:C	26:B1:90:ILE:HG12	2.34	0.47
35:BA:279:C:C2'	35:BA:280:C:H5''	2.45	0.47
34:B9:18:ARG:O	34:B9:18:ARG:HG2	2.15	0.47
35:BA:652:C:O2'	35:BA:653:A:H5''	2.15	0.47
24:AY:330:VAL:HB	24:AY:371:ALA:HA	1.95	0.47
47:BP:16:ARG:NH2	47:BP:18:ARG:HG3	2.30	0.47
1:AA:1411:C:C2'	1:AA:1412:C:H5'	2.45	0.47
3:AC:6:HIS:CD2	3:AC:7:PRO:HD2	2.44	0.47
5:AE:91:LEU:HD13	5:AE:120:THR:HG21	1.96	0.47
37:BC:149:ASN:ND2	37:BC:149:ASN:C	2.63	0.47
35:BA:1819:A:O2'	35:BA:1820:U:P	2.72	0.47
3:AC:155:GLY:O	3:AC:156:ARG:HB2	2.14	0.47
37:BC:134:PRO:C	37:BC:135:ARG:HD2	2.35	0.47
12:AL:92:ASP:O	12:AL:94:PRO:HD3	2.14	0.47
36:BB:81:G:C2	36:BB:82:G:N7	2.83	0.47
1:AA:1202:G:C2'	1:AA:1203:C:H5'	2.45	0.47
1:AA:1105:A:O2'	1:AA:1106:G:H5'	2.14	0.47
54:BW:12:ILE:CG1	54:BW:42:ARG:NH1	2.78	0.47
35:BA:1633:G:C2'	35:BA:1634:A:H5''	2.45	0.47
57:BZ:131:ARG:HG2	57:BZ:131:ARG:HH11	1.80	0.47
35:BA:2322:A:O2'	35:BA:2323:G:H5'	2.15	0.47
35:BA:2542:A:H2'	35:BA:2542:A:N3	2.29	0.47
2:AB:221:LEU:O	2:AB:221:LEU:HD13	2.14	0.47
1:AA:605:U:C2'	1:AA:606:G:H5'	2.44	0.47
1:AA:509:A:N3	1:AA:509:A:H2'	2.30	0.46
12:AL:115:LYS:O	12:AL:117:ARG:N	2.48	0.46
35:BA:999:U:OP2	35:BA:1153:C:OP2	2.33	0.46
52:BU:92:ARG:NH1	53:BV:11:GLN:CG	2.78	0.46
35:BA:99:U:H5''	35:BA:102:G:H1'	1.97	0.46
35:BA:104:U:OP2	35:BA:105:C:C5	2.68	0.46
35:BA:99:U:C2'	35:BA:99:U:O2	2.64	0.46
35:BA:271(Q):G:H2'	35:BA:271(R):G:O4'	2.16	0.46

Continued on next page...

Continued from previous page...

Atom-1	Atom-2	Interatomic distance (Å)	Clash overlap (Å)
31:B6:5:VAL:O	31:B6:8:LYS:HB3	2.14	0.46
33:B8:33:ASN:HA	33:B8:36:LYS:HD2	1.96	0.46
35:BA:2580:U:H4'	39:BE:130:GLY:HA3	1.96	0.46
2:AB:54:THR:O	2:AB:58:ILE:HG13	2.14	0.46
39:BE:144:ARG:O	39:BE:145:LYS:O	2.32	0.46
24:AY:121:VAL:CA	24:AY:124:GLN:NE2	2.79	0.46
50:BS:52:SER:HB2	50:BS:55:ALA:HB3	1.97	0.46
47:BP:55:ARG:CG	47:BP:56:SER:N	2.58	0.46
33:B8:7:HIS:HB2	33:B8:59:LYS:HB3	1.97	0.46
42:BH:13:LYS:CA	42:BH:13:LYS:HE2	2.32	0.46
24:AY:274:ASP:O	24:AY:277:VAL:HG12	2.14	0.46
45:BN:22:THR:O	45:BN:25:ARG:N	2.44	0.46
16:AP:18:ARG:HD3	16:AP:35:LYS:HD2	1.96	0.46
15:AO:82:ILE:HD13	15:AO:82:ILE:O	2.14	0.46
26:B1:45:ASN:HD22	26:B1:46:LEU:N	2.12	0.46
56:BY:54:LYS:CE	56:BY:55:TYR:HE1	2.28	0.46
47:BP:136:GLU:O	47:BP:139:LYS:CB	2.63	0.46
25:B0:49:LYS:H	25:B0:80:HIS:HD1	1.63	0.46
1:AA:1298:C:O2'	1:AA:1299:A:C2	2.67	0.46
22:AV:4:G:O2'	22:AV:5:G:P	2.74	0.46
53:BV:13:ARG:HG2	53:BV:13:ARG:HH11	1.77	0.46
47:BP:12:ALA:CB	47:BP:16:ARG:HB3	2.45	0.46
45:BN:87:LEU:HD22	45:BN:91:LEU:CD2	2.45	0.46
1:AA:164:U:H2'	1:AA:165:C:H6	1.80	0.46
39:BE:26:ILE:HG13	39:BE:182:LEU:HB3	1.96	0.46
48:BQ:6:ARG:O	48:BQ:7:MET:CG	2.58	0.46
1:AA:243:A:C2	1:AA:246:A:C8	3.02	0.46
9:AI:42:ARG:O	9:AI:43:ALA:C	2.54	0.46
1:AA:160:A:H2'	1:AA:161:A:H5'	1.97	0.46
35:BA:1434:A:H5'	35:BA:1435:G:P	2.55	0.46
5:AE:52:PRO:O	5:AE:56:GLN:HB2	2.14	0.46
37:BC:186:LEU:O	37:BC:189:ASN:N	2.48	0.46
35:BA:1052:C:C3'	35:BA:1052:C:H6	2.26	0.46
9:AI:10:ARG:O	9:AI:11:LYS:HB3	2.14	0.46
32:B7:34:ARG:CB	32:B7:42:LEU:HD22	2.41	0.46
1:AA:261:U:O2	1:AA:263:A:H8	1.98	0.46
1:AA:1057:G:H5''	3:AC:154:SER:OG	2.15	0.46
35:BA:402:A:H2'	35:BA:403:U:H5'	1.95	0.46
12:AL:6:THR:H	12:AL:9:GLN:NE2	2.13	0.46
51:BT:132:LYS:HG2	51:BT:133:GLU:N	2.30	0.46
21:AU:8:THR:O	21:AU:12:LYS:HB2	2.15	0.46

Continued on next page...

Continued from previous page...

Atom-1	Atom-2	Interatomic distance (Å)	Clash overlap (Å)
16:AP:50:LYS:HG2	16:AP:51:VAL:H	1.79	0.46
35:BA:1428:C:N4	35:BA:1569:A:H3'	2.31	0.46
1:AA:1508:G:O2'	1:AA:1509:C:H5'	2.14	0.46
35:BA:2081:C:H2'	35:BA:2082:A:C8	2.51	0.46
1:AA:1163:C:H2'	1:AA:1164:G:C8	2.50	0.46
1:AA:189(C):C:H2'	1:AA:189(D):C:O4'	2.15	0.46
39:BE:36:ARG:NH2	39:BE:88:GLY:H	2.14	0.46
1:AA:699:C:C5'	1:AA:699:C:H6	2.28	0.46
35:BA:768:G:H2'	35:BA:769:G:H8	1.79	0.46
31:B6:15:GLU:CG	31:B6:41:PRO:HG3	2.44	0.46
31:B6:45:LYS:HG2	35:BA:2371:G:H4'	1.98	0.46
35:BA:2428:G:H5'	35:BA:2429:G:P	2.56	0.46
50:BS:89:ARG:NE	50:BS:91:PRO:HG2	2.27	0.46
10:AJ:98:ILE:HD12	10:AJ:98:ILE:HA	1.81	0.46
2:AB:207:ALA:C	2:AB:209:ARG:N	2.65	0.46
51:BT:89:VAL:C	51:BT:91:ARG:H	2.19	0.46
41:BG:131:TYR:HE2	41:BG:133:LEU:HB3	1.80	0.46
41:BG:181:ARG:O	41:BG:181:ARG:HG2	2.14	0.46
47:BP:85:LEU:CD1	47:BP:120:ALA:HB2	2.41	0.46
35:BA:967:C:C6	35:BA:967:C:H3'	2.51	0.46
35:BA:1019:U:N3	35:BA:1142(A):A:N6	2.63	0.46
45:BN:22:THR:HB	45:BN:25:ARG:HB2	1.97	0.46
1:AA:374:A:C4	1:AA:375:U:C5	3.03	0.46
53:BV:35:LEU:HB3	53:BV:37:VAL:HG23	1.96	0.46
5:AE:119:LEU:HD23	5:AE:119:LEU:N	2.30	0.46
26:B1:47:GLN:OE1	35:BA:2228:G:N2	2.48	0.46
19:AS:64:GLU:C	29:B4:48:ARG:HH22	2.19	0.46
47:BP:83:VAL:H	47:BP:115:LEU:HD21	1.79	0.46
39:BE:82:ARG:CG	39:BE:83:ASP:H	2.13	0.46
24:AY:526:VAL:N	24:AY:565:VAL:O	2.48	0.46
35:BA:979:G:H2'	35:BA:982:C:H41	1.79	0.46
1:AA:1410:G:H2'	1:AA:1411:C:C6	2.50	0.46
1:AA:1409:C:O2'	1:AA:1410:G:H5'	2.15	0.46
1:AA:1060:C:H5'	14:AN:45:ARG:HH22	1.80	0.46
6:AF:56:PRO:HG2	6:AF:57:GLN:HG3	1.96	0.46
35:BA:2128:C:O2'	35:BA:2174:C:H4'	2.15	0.46
2:AB:229:VAL:HG12	2:AB:230:VAL:N	2.30	0.46
51:BT:50:ILE:HA	51:BT:99:LEU:HD12	1.97	0.46
41:BG:20:ILE:O	41:BG:21:ARG:C	2.53	0.46
49:BR:10:LEU:HB3	49:BR:17:ARG:NE	2.29	0.46
48:BQ:39:PRO:HB3	48:BQ:99:PRO:HD3	1.96	0.46

Continued on next page...

Continued from previous page...

Atom-1	Atom-2	Interatomic distance (Å)	Clash overlap (Å)
1:AA:1030:C:C2'	1:AA:1030(A):G:H5'	2.45	0.46
10:AJ:16:LEU:C	10:AJ:16:LEU:HD13	2.36	0.46
35:BA:389:G:O4'	35:BA:2413:G:C4'	2.64	0.46
9:AI:11:LYS:C	9:AI:13:ALA:H	2.19	0.46
20:AT:43:LEU:O	20:AT:44:ALA:C	2.53	0.46
35:BA:2663:G:C2'	35:BA:2664:G:H5'	2.45	0.46
27:B2:32:LEU:HD12	27:B2:53:LEU:HD22	1.98	0.46
1:AA:506:G:C6	1:AA:507:C:C4	3.03	0.46
24:AY:539:ILE:O	24:AY:542:VAL:HG12	2.16	0.46
32:B7:35:ARG:NH1	32:B7:35:ARG:CG	2.78	0.46
35:BA:2603:G:O2'	35:BA:2604:U:H5'	2.14	0.46
1:AA:957:U:O2	1:AA:959:A:H8	1.98	0.46
35:BA:1231:G:H2'	35:BA:1232:G:H8	1.80	0.46
35:BA:1233:C:H2'	35:BA:1234:U:H6	1.80	0.46
8:AH:46:LYS:HG3	8:AH:64:LYS:HB2	1.97	0.46
1:AA:1065:U:C2'	1:AA:1066:C:OP2	2.64	0.46
1:AA:1163:C:H2'	1:AA:1164:G:H8	1.80	0.46
24:AY:26:THR:O	24:AY:27:THR:C	2.53	0.46
35:BA:2326:C:O5'	35:BA:2326:C:H6	1.97	0.46
1:AA:595:G:H2'	1:AA:641:U:O4	2.15	0.46
4:AD:70:ILE:O	4:AD:70:ILE:HG23	2.15	0.46
4:AD:70:ILE:HD11	4:AD:74:GLN:HB3	1.96	0.46
1:AA:1010:G:H2'	1:AA:1011:G:H8	1.80	0.46
1:AA:481:G:H4'	1:AA:482:A:OP1	2.16	0.46
29:B4:2:LYS:HG2	36:BB:44:G:P	2.55	0.46
41:BG:34:LEU:HD11	41:BG:100:TRP:CH2	2.50	0.46
35:BA:271(C):C:H2'	35:BA:271(D):G:H8	1.79	0.46
40:BF:102:PRO:HB2	40:BF:105:VAL:HG23	1.96	0.46
35:BA:2644:G:H2'	35:BA:2645:G:C8	2.50	0.46
33:B8:61:LEU:H	33:B8:61:LEU:HG	1.27	0.46
40:BF:13:SER:HA	40:BF:14:PRO:HD3	1.72	0.46
46:BO:102:VAL:HG23	46:BO:121:VAL:HG13	1.97	0.46
27:B2:2:LYS:O	27:B2:6:VAL:HG23	2.15	0.46
20:AT:26:ASN:O	20:AT:30:LYS:CB	2.63	0.46
35:BA:2838:G:C1'	49:BR:45:ARG:HH11	2.29	0.46
1:AA:624:C:H2'	1:AA:625:G:C8	2.50	0.46
35:BA:2460:U:C4	35:BA:2461:C:C5	3.04	0.46
12:AL:28:LYS:CE	12:AL:33:ARG:HH22	2.28	0.46
4:AD:98:GLU:HG2	4:AD:189:PRO:CG	2.41	0.46
24:AY:604:PRO:C	24:AY:605:ILE:HD12	2.36	0.46
24:AY:635:GLU:OE1	24:AY:644:ARG:HD2	2.15	0.46

Continued on next page...

Continued from previous page...

Atom-1	Atom-2	Interatomic distance (Å)	Clash overlap (Å)
1:AA:1060:C:H5'	14:AN:45:ARG:NH2	2.31	0.46
30:B5:40:LYS:HE2	30:B5:46:CYS:CB	2.45	0.46
35:BA:1188:U:C2'	35:BA:1189:A:H5'	2.45	0.46
24:AY:608:VAL:HG13	24:AY:669:PHE:HD2	1.79	0.46
35:BA:290:G:O2'	35:BA:291:C:H5'	2.16	0.46
35:BA:2377:A:O2'	35:BA:2378:A:H5'	2.15	0.46
35:BA:2037:G:H2'	35:BA:2038:G:H8	1.76	0.46
35:BA:1416:G:N3	35:BA:1417:C:C4	2.84	0.46
35:BA:1523:U:H2'	35:BA:1524:G:H8	1.79	0.46
1:AA:1361:G:H5'	1:AA:1362:C:OP2	2.15	0.46
48:BQ:42:ILE:CD1	48:BQ:42:ILE:N	2.78	0.46
1:AA:603:U:H2'	1:AA:604:G:H8	1.78	0.46
1:AA:1351:U:H5'	7:AG:33:ASP:OD1	2.15	0.46
4:AD:68:TYR:HD1	4:AD:68:TYR:N	2.13	0.46
38:BD:201:HIS:O	38:BD:204:ILE:HG12	2.16	0.46
24:AY:359:HIS:O	24:AY:361:ASN:N	2.48	0.46
16:AP:40:ASP:OD2	16:AP:40:ASP:C	2.52	0.46
35:BA:1159:U:H6	35:BA:1159:U:H5''	1.81	0.46
35:BA:1287:A:H2'	35:BA:1287:A:N3	2.31	0.46
7:AG:141:VAL:O	7:AG:141:VAL:HG12	2.14	0.46
44:BL:68:VAL:O	44:BL:72:VAL:HG23	2.16	0.46
51:BT:115:ARG:HB3	51:BT:115:ARG:HH11	1.80	0.46
1:AA:32:A:H3'	1:AA:33:A:H8	1.80	0.46
24:AY:584:ILE:O	24:AY:588:MET:HG3	2.15	0.46
41:BG:101:ILE:O	41:BG:104:GLU:HB3	2.16	0.46
52:BU:55:ARG:CB	52:BU:58:ARG:HD2	2.45	0.46
35:BA:769:G:H4'	35:BA:1379:A:N1	2.30	0.46
35:BA:1747(A):G:O2'	35:BA:1748:G:H5''	2.10	0.46
35:BA:1058:G:H21	43:BK:126:MET:CE	2.28	0.46
35:BA:345:A:O2'	35:BA:346:A:N7	2.47	0.46
40:BF:33:LEU:N	40:BF:33:LEU:HD12	2.31	0.46
24:AY:177:ILE:O	24:AY:178:ILE:HD12	2.15	0.46
35:BA:2787:C:H1'	39:BE:61:ARG:HD3	1.96	0.46
35:BA:583:G:C5	35:BA:584:C:C5	3.03	0.46
47:BP:100:LEU:HD22	47:BP:100:LEU:N	2.31	0.46
42:BH:121:ILE:HD13	42:BH:144:VAL:HG21	1.96	0.46
35:BA:968:G:C6	35:BA:969:U:C4	3.03	0.46
37:BC:145:THR:HG22	37:BC:145:THR:O	2.15	0.46
20:AT:23:ARG:HA	20:AT:26:ASN:HD21	1.80	0.46
13:AM:21:TYR:C	13:AM:22:ILE:HD12	2.36	0.46
13:AM:83:ASP:CG	13:AM:84:ILE:N	2.68	0.46

Continued on next page...

Continued from previous page...

Atom-1	Atom-2	Interatomic distance (Å)	Clash overlap (Å)
56:BY:88:LYS:NZ	56:BY:93:GLY:O	2.42	0.46
1:AA:357:G:HO2'	1:AA:358:U:H5'	1.80	0.46
55:BX:70:LEU:C	55:BX:70:LEU:HD23	2.34	0.46
35:BA:910:A:C6	48:BQ:13:GLN:HG3	2.50	0.46
2:AB:121:LEU:HD21	2:AB:126:GLU:OE2	2.14	0.46
2:AB:145:LEU:O	2:AB:149:LEU:HB2	2.16	0.46
14:AN:18:VAL:HG23	14:AN:19:ARG:N	2.29	0.46
2:AB:153:ARG:C	2:AB:155:LEU:H	2.18	0.46
37:BC:186:LEU:O	37:BC:189:ASN:HB2	2.16	0.46
1:AA:1329:A:H5''	13:AM:26:GLY:N	2.30	0.46
51:BT:45:PHE:HE2	51:BT:74:ARG:HB2	1.80	0.46
35:BA:7:G:H2'	35:BA:8:A:O4'	2.16	0.46
2:AB:97:TRP:CH2	2:AB:176:GLU:OE2	2.69	0.46
35:BA:975(A):G:HO2'	35:BA:976:C:H5'	1.78	0.46
35:BA:976:C:H4'	35:BA:1156:A:N6	2.30	0.46
4:AD:204:ILE:HG22	4:AD:205:GLU:N	2.29	0.46
35:BA:2704:C:H2'	35:BA:2705:A:O4'	2.16	0.46
36:BB:74:U:O2	57:BZ:34:ASN:ND2	2.45	0.46
35:BA:465:G:C6	35:BA:466:A:N6	2.83	0.46
35:BA:786:C:C2'	35:BA:787:U:H5'	2.44	0.46
6:AF:52:ILE:O	6:AF:53:ALA:HB3	2.16	0.46
6:AF:89:MET:HE1	18:AR:76:LEU:HD22	1.98	0.46
35:BA:1462:C:H4'	35:BA:2703:C:H5'	1.96	0.46
49:BR:22:ARG:O	49:BR:26:LYS:HG3	2.16	0.46
57:BZ:49:ARG:HD3	57:BZ:49:ARG:HA	1.65	0.46
35:BA:531:C:C5	35:BA:2035:G:C2	3.04	0.46
35:BA:470:A:H2'	35:BA:471:A:O4'	2.14	0.46
35:BA:1299:G:H5''	35:BA:1300:U:OP1	2.16	0.46
39:BE:16:ARG:O	39:BE:18:ASP:N	2.49	0.46
4:AD:86:LYS:HA	4:AD:86:LYS:HD3	1.31	0.46
7:AG:104:LEU:HD13	7:AG:104:LEU:HA	1.60	0.46
1:AA:513:C:O2'	1:AA:514:C:H5'	2.15	0.46
29:B4:1:MET:CE	29:B4:1:MET:N	2.78	0.46
41:BG:5:VAL:HG12	41:BG:104:GLU:OE2	2.15	0.46
22:AV:75:C:N3	35:BA:2421:G:O2'	2.48	0.46
31:B6:41:PRO:O	31:B6:41:PRO:CG	2.63	0.46
31:B6:43:CYS:O	31:B6:44:ARG:CB	2.61	0.46
50:BS:89:ARG:CB	50:BS:92:TYR:HB3	2.46	0.46
42:BH:17:VAL:O	42:BH:45:VAL:CG2	2.64	0.46
35:BA:2573:C:OP1	35:BA:2574:G:OP1	2.33	0.46
51:BT:28:VAL:CG2	51:BT:46:GLU:HG3	2.43	0.46

Continued on next page...

Continued from previous page...

Atom-1	Atom-2	Interatomic distance (Å)	Clash overlap (Å)
40:BF:110:LEU:CD1	40:BF:202:PHE:CE1	2.99	0.46
40:BF:116:ASP:OD1	40:BF:119:ARG:NH2	2.45	0.46
35:BA:2888:C:H2'	35:BA:2889:C:C6	2.49	0.46
24:AY:414:GLU:HA	24:AY:415:PRO:HD2	1.74	0.46
24:AY:230:LYS:NZ	24:AY:237:PRO:HA	2.31	0.46
57:BZ:4:ARG:HH11	57:BZ:60:GLU:HG2	1.81	0.46
57:BZ:89:PHE:CE2	57:BZ:96:VAL:HG21	2.47	0.46
49:BR:83:ILE:O	49:BR:87:TYR:HE2	1.99	0.46
1:AA:1053:G:C6	1:AA:1199:U:H2'	2.50	0.46
54:BW:88:ARG:CB	54:BW:92:ARG:HB3	2.45	0.46
24:AY:65:ILE:O	24:AY:66:THR:C	2.54	0.46
24:AY:439:ARG:H	24:AY:452:SER:HB3	1.80	0.46
38:BD:95:LEU:CD1	38:BD:103:ARG:O	2.57	0.46
35:BA:953:A:O2'	35:BA:954:G:H5'	2.15	0.46
53:BV:19:LYS:HA	53:BV:19:LYS:HE2	1.98	0.46
53:BV:64:HIS:ND1	53:BV:92:THR:CG2	2.76	0.46
45:BN:91:LEU:N	45:BN:91:LEU:HD23	2.30	0.46
35:BA:1040:C:H42	35:BA:1115:G:H1	1.63	0.46
35:BA:893:C:H2'	35:BA:894:C:C6	2.50	0.46
35:BA:234:C:H2'	35:BA:235:U:C6	2.50	0.46
35:BA:970:C:C5	35:BA:971:C:C5	3.04	0.46
1:AA:295:C:H2'	1:AA:296:U:C6	2.49	0.46
41:BG:27:ASN:CB	41:BG:30:GLU:HB2	2.44	0.46
49:BR:10:LEU:HB3	49:BR:17:ARG:HD3	1.98	0.46
45:BN:104:LYS:HE3	45:BN:117:PHE:CZ	2.49	0.46
8:AH:17:THR:O	8:AH:78:GLN:NE2	2.48	0.46
1:AA:1346:A:H1'	1:AA:1348:U:C5	2.51	0.46
55:BX:89:ILE:HG22	55:BX:91:ALA:HB3	1.98	0.46
35:BA:291:C:H2'	35:BA:292:C:C6	2.51	0.46
57:BZ:99:TYR:CE1	57:BZ:125:LEU:HB2	2.51	0.46
35:BA:57:C:H2'	35:BA:58:G:O4'	2.16	0.46
1:AA:259:G:O2'	1:AA:260:G:H5'	2.16	0.46
1:AA:992:U:O2'	1:AA:993:G:P	2.73	0.46
1:AA:321:A:C2	1:AA:333:G:C2	3.04	0.46
20:AT:84:LEU:C	20:AT:86:ARG:N	2.69	0.46
45:BN:119:ARG:HG3	45:BN:119:ARG:NH1	2.28	0.46
56:BY:43:ASN:HA	56:BY:64:GLU:HA	1.98	0.46
57:BZ:158:PRO:O	57:BZ:160:GLY:N	2.42	0.46
39:BE:161:GLY:O	39:BE:162:ALA:C	2.54	0.46
1:AA:318:G:H2'	1:AA:319:G:H8	1.79	0.46
1:AA:831:U:O2'	1:AA:832:C:H5'	2.15	0.46

Continued on next page...

Continued from previous page...

Atom-1	Atom-2	Interatomic distance (Å)	Clash overlap (Å)
1:AA:779:C:H2'	1:AA:780:A:O4'	2.15	0.46
16:AP:50:LYS:HG2	16:AP:51:VAL:N	2.31	0.46
24:AY:535:PRO:HG2	24:AY:572:TYR:CD2	2.50	0.46
35:BA:1926:U:O2	35:BA:1928:A:C8	2.68	0.46
51:BT:93:ARG:HD2	51:BT:93:ARG:HA	1.67	0.46
35:BA:1377:G:O5'	35:BA:1377:G:H8	1.97	0.46
40:BF:164:ARG:HH11	40:BF:164:ARG:HG2	1.80	0.46
13:AM:50:GLU:HG2	13:AM:50:GLU:H	1.60	0.46
40:BF:61:GLY:O	40:BF:62:ARG:C	2.53	0.46
3:AC:173:VAL:N	3:AC:174:PRO:HD3	2.30	0.46
50:BS:40:ILE:HG22	50:BS:41:ASP:N	2.31	0.46
53:BV:38:LEU:H	53:BV:51:VAL:HG13	1.79	0.46
37:BC:118:PRO:HB2	37:BC:148:PHE:CZ	2.51	0.46
2:AB:168:THR:O	2:AB:169:LYS:C	2.53	0.46
35:BA:1859:A:H3'	35:BA:1860:G:C8	2.51	0.46
40:BF:110:LEU:CD1	40:BF:202:PHE:HE1	2.29	0.46
40:BF:34:TRP:HB2	47:BP:11:GLY:H	1.81	0.46
24:AY:174:PHE:HD2	24:AY:267:LYS:HD3	1.79	0.46
24:AY:408:VAL:HG22	24:AY:454:MET:CA	2.44	0.46
22:AV:20:U:C3'	22:AV:21:A:C5'	2.93	0.46
42:BH:41:MET:HE2	42:BH:43:VAL:CA	2.46	0.46
39:BE:111:ARG:HA	49:BR:2:ARG:CB	2.27	0.46
35:BA:833:U:H2'	35:BA:834:C:C6	2.51	0.46
49:BR:100:LEU:HD22	49:BR:112:ALA:HA	1.98	0.46
43:BK:6:ALA:HB1	43:BK:8:VAL:HG23	1.97	0.46
35:BA:777:A:C2	35:BA:778:G:C5	3.03	0.46
38:BD:48:ARG:HG3	38:BD:48:ARG:NH1	2.30	0.46
19:AS:52:TYR:HB2	19:AS:57:HIS:CE1	2.51	0.46
35:BA:2463:C:C2'	35:BA:2464:C:H5'	2.44	0.46
35:BA:1608:A:C6	35:BA:1611:C:C2	3.03	0.46
35:BA:760:G:H2'	35:BA:761:A:H5'	1.97	0.46
1:AA:1256:A:C2	1:AA:1277:C:C4	3.03	0.46
4:AD:13:ARG:HD2	4:AD:38:TYR:O	2.15	0.46
45:BN:87:LEU:O	45:BN:90:MET:N	2.48	0.46
57:BZ:179:ASP:O	57:BZ:180:VAL:C	2.54	0.46
46:BO:77:ILE:HD11	51:BT:72:VAL:CG1	2.45	0.46
1:AA:1422:G:C2	1:AA:1423:G:C5	3.03	0.46
1:AA:1308:U:O2'	1:AA:1309:G:H5'	2.16	0.46
1:AA:423:G:H2'	1:AA:424:G:C5'	2.40	0.46
28:B3:40:THR:HG23	28:B3:43:ILE:CG1	2.46	0.46
54:BW:80:PRO:O	54:BW:100:THR:CG2	2.64	0.46

Continued on next page...

Continued from previous page...

Atom-1	Atom-2	Interatomic distance (Å)	Clash overlap (Å)
35:BA:2659:G:N2	35:BA:2661:G:H3'	2.30	0.46
3:AC:108:ASN:C	3:AC:110:ASN:H	2.14	0.46
3:AC:156:ARG:HD3	3:AC:193:TYR:O	2.16	0.46
35:BA:76:C:C2'	35:BA:77:C:H5'	2.46	0.46
5:AE:135:THR:O	5:AE:138:ALA:HB3	2.15	0.46
18:AR:68:LYS:O	18:AR:69:THR:C	2.53	0.46
1:AA:675:A:H2'	1:AA:676:A:H8	1.80	0.46
35:BA:307:G:N2	35:BA:309:G:H3'	2.30	0.46
12:AL:51:ALA:O	12:AL:52:LEU:HD23	2.16	0.46
11:AK:66:LEU:HD23	11:AK:66:LEU:HA	1.54	0.46
1:AA:589:C:O2'	1:AA:590:C:H5'	2.15	0.46
14:AN:25:VAL:HG23	14:AN:38:GLY:O	2.15	0.46
39:BE:54:GLN:HB3	39:BE:54:GLN:HE21	1.29	0.46
18:AR:21:LYS:O	18:AR:24:ALA:HB3	2.14	0.46
1:AA:340:U:C2	1:AA:350:G:C2	3.04	0.46
35:BA:2155:G:C2'	35:BA:2156:G:H5'	2.46	0.46
31:B6:34:LEU:HD23	31:B6:51:GLU:HB3	1.98	0.46
31:B6:47:THR:HG23	31:B6:48:VAL:N	2.29	0.46
43:BK:121:GLU:O	43:BK:125:ARG:HG3	2.16	0.46
2:AB:220:ASP:O	2:AB:222:ILE:N	2.48	0.46
39:BE:145:LYS:O	39:BE:146:THR:C	2.53	0.46
56:BY:13:VAL:HG23	56:BY:73:ARG:O	2.16	0.46
35:BA:2867:G:N7	51:BT:23:ARG:NH1	2.64	0.46
39:BE:59:VAL:CG2	39:BE:63:LEU:HA	2.44	0.46
55:BX:39:ILE:O	55:BX:40:LYS:C	2.51	0.46
35:BA:27:G:H1'	35:BA:513:A:H62	1.80	0.46
42:BH:137:ASP:O	42:BH:138:LYS:HB2	2.15	0.46
35:BA:1452:A:C3'	35:BA:1453:U:C5'	2.84	0.46
1:AA:1115:C:C4	1:AA:1116:C:C5	3.04	0.46
17:AQ:47:PRO:HG2	17:AQ:48:GLU:H	1.81	0.46
43:BK:56:GLU:O	43:BK:67:PHE:HA	2.15	0.46
45:BN:128:HIS:HE2	45:BN:134:ARG:HD3	1.79	0.46
13:AM:10:PRO:CG	13:AM:18:ALA:HB1	2.45	0.46
36:BB:15:A:C3'	36:BB:16:G:H5'	2.40	0.46
35:BA:2463:C:O2'	35:BA:2464:C:C5'	2.55	0.46
47:BP:146:VAL:CG1	47:BP:147:LEU:N	2.65	0.46
1:AA:949:A:C1'	1:AA:1364:U:H3	2.29	0.46
1:AA:177:C:C2	1:AA:178:C:C5	3.04	0.46
35:BA:1945:G:O6	35:BA:1961:C:N4	2.34	0.46
35:BA:1062:G:H22	35:BA:1077:A:H1'	1.81	0.46
24:AY:9:LEU:C	24:AY:11:ARG:H	2.17	0.46

Continued on next page...

Continued from previous page...

Atom-1	Atom-2	Interatomic distance (Å)	Clash overlap (Å)
6:AF:67:MET:CE	6:AF:75:LEU:HD22	2.45	0.46
1:AA:1027:C:H2'	1:AA:1028:C:C5	2.51	0.46
1:AA:1423:G:P	46:BO:49:ARG:NH2	2.88	0.46
25:B0:26:TYR:O	25:B0:29:GLN:HB2	2.16	0.46
1:AA:1368:G:OP2	9:AI:112:LYS:HD3	2.16	0.46
51:BT:121:ILE:O	51:BT:122:ASP:C	2.50	0.46
20:AT:72:LEU:O	20:AT:73:HIS:CG	2.68	0.46
20:AT:73:HIS:O	20:AT:74:LYS:O	2.34	0.46
1:AA:1090:U:H4'	1:AA:1170:A:C2	2.50	0.46
35:BA:2657:A:O2'	42:BH:160:LYS:CE	2.64	0.46
38:BD:148:GLU:HB2	38:BD:151:LYS:CD	2.46	0.46
47:BP:92:GLU:OE2	47:BP:121:LYS:HE2	2.16	0.46
35:BA:811:U:C3'	35:BA:812:C:C5'	2.94	0.46
19:AS:40:ILE:HD11	19:AS:74:PHE:CE2	2.51	0.46
57:BZ:45:ASP:OD1	57:BZ:49:ARG:HG2	2.16	0.46
2:AB:34:ALA:HB1	2:AB:36:ARG:CD	2.46	0.46
2:AB:34:ALA:HB3	2:AB:36:ARG:HD2	1.97	0.46
5:AE:139:LEU:C	5:AE:141:GLN:N	2.69	0.46
35:BA:1441:G:O2'	35:BA:1442:G:H5'	2.15	0.46
57:BZ:100:VAL:HG12	57:BZ:101:PRO:HD2	1.97	0.46
15:AO:34:LEU:HD12	15:AO:34:LEU:C	2.34	0.46
35:BA:1394:U:H6	35:BA:1394:U:H3'	1.80	0.46
16:AP:45:THR:OG1	16:AP:46:PRO:HD2	2.15	0.46
35:BA:558:G:H5'	45:BN:112:LEU:HD22	1.97	0.46
52:BU:66:ASN:O	52:BU:68:ALA:N	2.49	0.46
52:BU:76:TYR:C	52:BU:76:TYR:CD1	2.89	0.46
1:AA:1003:G:O2'	1:AA:1004:A:O3'	2.33	0.46
22:AV:17:C:H5	22:AV:17(A):U:O4	1.98	0.46
31:B6:16:CYS:O	31:B6:17:LYS:HB2	2.16	0.46
31:B6:51:GLU:HG2	31:B6:52:VAL:N	2.31	0.46
31:B6:38:LYS:HD3	35:BA:2344:U:OP1	2.16	0.46
35:BA:332:A:H4'	35:BA:333:G:OP1	2.16	0.46
24:AY:111:SER:O	24:AY:113:GLY:N	2.49	0.46
24:AY:119:GLU:HB2	24:AY:120:THR:H	1.52	0.46
24:AY:17:ILE:HG21	24:AY:25:LYS:HA	1.98	0.46
35:BA:272(I):U:O4	35:BA:363(A):A:C6	2.65	0.46
50:BS:63:THR:O	50:BS:66:ALA:N	2.47	0.46
48:BQ:109:VAL:HG12	48:BQ:110:THR:O	2.16	0.46
36:BB:103:G:H8	36:BB:103:G:OP2	1.99	0.46
35:BA:2305:A:O2'	41:BG:136:ARG:NH1	2.49	0.46
47:BP:23:PRO:O	47:BP:29:LYS:O	2.34	0.46

Continued on next page...

Continued from previous page...

Atom-1	Atom-2	Interatomic distance (Å)	Clash overlap (Å)
5:AE:33:VAL:CG1	5:AE:34:VAL:N	2.78	0.46
35:BA:610:G:N2	35:BA:619:G:H1'	2.30	0.46
35:BA:1952:A:C2	46:BO:22:ILE:HG23	2.51	0.46
15:AO:25:THR:O	15:AO:26:GLU:C	2.54	0.46
1:AA:109:A:C6	1:AA:326:G:C6	3.04	0.46
35:BA:2072:G:C2	35:BA:2438:U:O2	2.69	0.46
35:BA:779:U:OP1	38:BD:49:ILE:HG23	2.16	0.46
13:AM:86:CYS:HA	19:AS:73:GLU:O	2.16	0.46
10:AJ:51:ARG:H	10:AJ:60:ARG:HA	1.81	0.46
1:AA:1300:G:O2'	1:AA:1301:U:OP2	2.34	0.46
1:AA:1511:G:H2'	1:AA:1512:U:O4'	2.16	0.46
4:AD:15:GLU:O	4:AD:17:VAL:HG23	2.15	0.46
4:AD:31:CYS:O	4:AD:32:ALA:HB3	2.16	0.46
3:AC:183:ASP:OD2	3:AC:184:TYR:N	2.49	0.46
36:BB:61:G:O2'	36:BB:62:C:H5'	2.15	0.46
1:AA:1215:G:H2'	1:AA:1216:G:H8	1.81	0.46
51:BT:50:ILE:HG12	51:BT:102:ILE:HD11	1.96	0.46
35:BA:410:G:C2	35:BA:2407:G:N7	2.84	0.46
12:AL:86:ARG:O	12:AL:86:ARG:HG2	2.15	0.46
35:BA:1390:U:H3	35:BA:1395:A:H62	1.64	0.46
35:BA:42:G:H5'	35:BA:43:A:OP2	2.16	0.46
35:BA:1053:C:H2'	35:BA:1054:A:O4'	2.16	0.46
36:BB:5:C:O2'	36:BB:6:C:H5'	2.16	0.46
35:BA:483:A:H3'	35:BA:484:C:H6	1.81	0.46
51:BT:48:ILE:O	51:BT:63:VAL:HA	2.15	0.46
52:BU:25:TRP:C	52:BU:25:TRP:CD1	2.89	0.46
54:BW:79:GLY:C	54:BW:100:THR:HG23	2.36	0.46
20:AT:73:HIS:O	20:AT:76:ALA:HB3	2.16	0.46
1:AA:283:C:H2'	1:AA:284:G:H8	1.81	0.46
24:AY:486:THR:HG23	24:AY:600:VAL:CG1	2.46	0.46
42:BH:94:TYR:CD2	42:BH:107:VAL:HG12	2.51	0.46
42:BH:94:TYR:C	42:BH:95:ARG:HG2	2.36	0.46
42:BH:94:TYR:N	42:BH:94:TYR:HD1	2.14	0.46
35:BA:425:G:H2'	35:BA:426:C:C6	2.49	0.46
35:BA:1168:G:H2'	35:BA:1169:G:H8	1.77	0.46
5:AE:12:LEU:CD1	5:AE:31:LEU:HB3	2.44	0.46
35:BA:718:A:H2'	35:BA:719:C:O4'	2.16	0.46
1:AA:666:G:C2	1:AA:667:G:C8	3.04	0.46
57:BZ:70:LEU:HG	57:BZ:91:LEU:HD11	1.98	0.46
35:BA:128:C:O2'	35:BA:129:C:O5'	2.34	0.46
35:BA:1511:C:H2'	35:BA:1512:U:O4'	2.15	0.46

Continued on next page...

Continued from previous page...

Atom-1	Atom-2	Interatomic distance (Å)	Clash overlap (Å)
18:AR:60:ALA:O	18:AR:61:LYS:C	2.54	0.46
1:AA:541:G:O2'	1:AA:542:G:H5'	2.16	0.46
50:BS:89:ARG:CG	50:BS:92:TYR:HB3	2.43	0.46
2:AB:208:ILE:HA	2:AB:211:ILE:HD12	1.97	0.46
24:AY:122:TRP:O	24:AY:125:ALA:N	2.30	0.46
24:AY:90:PHE:HB2	24:AY:454:MET:HE2	1.98	0.46
57:BZ:111:VAL:O	57:BZ:112:ARG:CB	2.63	0.46
50:BS:85:VAL:H	50:BS:106:ARG:HA	1.81	0.46
47:BP:91:PHE:HZ	47:BP:100:LEU:HD11	1.81	0.46
1:AA:60:A:H5''	1:AA:331:G:N2	2.30	0.46
35:BA:1826:G:H2'	35:BA:1827:C:C6	2.51	0.46
35:BA:747:U:C5	35:BA:2613:U:C5	3.04	0.46
24:AY:38:ARG:O	24:AY:39:ILE:C	2.54	0.46
38:BD:10:THR:HG23	38:BD:13:ARG:HB3	1.98	0.46
24:AY:439:ARG:O	24:AY:452:SER:HB3	2.16	0.46
12:AL:27:LEU:C	12:AL:29:GLY:H	2.19	0.46
48:BQ:56:ARG:CA	48:BQ:56:ARG:NE	2.79	0.46
35:BA:532:A:N1	35:BA:2020:A:H1'	2.31	0.46
38:BD:132:PRO:HA	38:BD:190:TYR:HA	1.98	0.46
46:BO:77:ILE:HD11	51:BT:72:VAL:HG11	1.97	0.46
54:BW:44:ALA:O	54:BW:45:TYR:C	2.54	0.46
5:AE:56:GLN:O	5:AE:59:GLY:N	2.49	0.46
35:BA:483:A:H2'	35:BA:483:A:N3	2.30	0.46
35:BA:1887:C:H2'	35:BA:1888:G:H5''	1.98	0.46
32:B7:30:VAL:HA	32:B7:33:ARG:NH1	2.31	0.46
24:AY:351:ARG:O	24:AY:351:ARG:HG3	2.16	0.46
15:AO:6:GLU:O	15:AO:9:GLN:N	2.48	0.46
37:BC:60:ARG:HD2	37:BC:142:LYS:HB3	1.97	0.46
48:BQ:29:PHE:N	48:BQ:29:PHE:CD1	2.83	0.46
1:AA:505:G:C6	1:AA:535:A:C2	3.04	0.46
1:AA:520:A:N1	1:AA:536:C:H1'	2.31	0.46
29:B4:13:ARG:HG2	29:B4:29:PRO:O	2.16	0.46
6:AF:62:TRP:O	6:AF:63:TYR:CD2	2.69	0.46
50:BS:83:LYS:HE3	50:BS:84:GLN:HG2	1.98	0.46
1:AA:652:U:C2	1:AA:752:G:N2	2.84	0.46
35:BA:1208:C:C2'	35:BA:1208:C:O2	2.61	0.46
34:B9:2:LYS:HB3	34:B9:2:LYS:HE3	1.41	0.46
7:AG:50:ILE:HG21	7:AG:58:PRO:HA	1.97	0.46
35:BA:558:G:OP1	45:BN:112:LEU:HB2	2.16	0.46
57:BZ:127:LYS:O	57:BZ:128:VAL:HB	2.15	0.46
27:B2:33:MET:O	27:B2:37:PHE:HD1	1.99	0.46

Continued on next page...

Continued from previous page...

Atom-1	Atom-2	Interatomic distance (Å)	Clash overlap (Å)
35:BA:1890:A:H8	35:BA:1890:A:O5'	1.98	0.46
29:B4:1:MET:N	36:BB:43:C:H4'	2.31	0.46
41:BG:99:MET:O	41:BG:102:PHE:HB3	2.15	0.46
52:BU:92:ARG:NH1	53:BV:11:GLN:HG3	2.31	0.46
35:BA:1080:C:H2'	35:BA:1081:U:O4'	2.15	0.46
40:BF:143:ALA:O	40:BF:148:LEU:HB2	2.16	0.46
24:AY:470:PHE:O	24:AY:472:VAL:N	2.49	0.46
41:BG:106:LEU:CA	41:BG:110:ALA:HB3	2.41	0.46
35:BA:1301:A:H4'	35:BA:1302:A:OP1	2.16	0.46
47:BP:95:VAL:C	47:BP:96:THR:CG2	2.84	0.46
47:BP:99:LEU:O	47:BP:99:LEU:HD12	2.15	0.46
24:AY:286:ILE:N	24:AY:286:ILE:HD12	2.31	0.46
35:BA:1020:A:O2'	35:BA:1021:A:P	2.74	0.46
45:BN:58:ASP:O	45:BN:59:LYS:HB2	2.16	0.46
35:BA:2881:C:C2	35:BA:2882:A:C8	3.04	0.46
20:AT:63:ILE:HG22	20:AT:64:ASP:N	2.30	0.46
43:BK:10:LEU:HD11	43:BK:27:LEU:HD11	1.98	0.46
1:AA:1055:A:N7	1:AA:1200:C:N4	2.62	0.46
26:B1:64:ALA:HA	26:B1:67:ILE:CD1	2.46	0.46
35:BA:1773:A:H2	35:BA:1977:A:N1	2.14	0.46
8:AH:10:LEU:CD2	8:AH:83:ILE:HD11	2.45	0.46
35:BA:2076:U:H5	35:BA:2596:U:C2	2.33	0.46
35:BA:2116:G:N7	35:BA:2117:A:C6	2.83	0.46
43:BK:32:ALA:O	43:BK:34:ILE:N	2.49	0.46
24:AY:605:ILE:HD12	24:AY:605:ILE:N	2.30	0.46
1:AA:1015:A:H2'	1:AA:1016:A:C8	2.51	0.46
35:BA:1741:A:H2'	35:BA:1742:G:O4'	2.15	0.46
15:AO:43:LEU:HD12	15:AO:56:LEU:HD22	1.98	0.46
1:AA:1074:G:C2'	1:AA:1075:C:H5'	2.46	0.46
25:B0:78:TYR:HD1	25:B0:78:TYR:N	2.01	0.46
3:AC:101:LEU:C	3:AC:101:LEU:CD2	2.83	0.46
47:BP:93:GLY:O	47:BP:123:LEU:HB2	2.15	0.46
24:AY:553:GLY:HA2	24:AY:560:VAL:HG23	1.98	0.46
38:BD:177:LEU:C	38:BD:179:SER:H	2.19	0.46
15:AO:9:GLN:HB3	15:AO:13:GLN:HE22	1.80	0.46
35:BA:1807:G:C2	35:BA:1811:G:C6	3.04	0.46
35:BA:1185:C:H5'	35:BA:1186:G:P	2.56	0.46
38:BD:5:LYS:HD2	38:BD:17:THR:HG22	1.98	0.46
35:BA:639:U:C4	35:BA:640:C:N4	2.84	0.46
35:BA:1237:A:O2'	35:BA:1238:G:O5'	2.34	0.46
35:BA:2679:A:H4'	39:BE:165:VAL:HG11	1.98	0.46

Continued on next page...

Continued from previous page...

Atom-1	Atom-2	Interatomic distance (Å)	Clash overlap (Å)
35:BA:1843:C:O5'	35:BA:1843:C:H6	1.99	0.46
17:AQ:12:SER:HB3	17:AQ:20:THR:CB	2.46	0.46
15:AO:57:LEU:N	15:AO:57:LEU:HD23	2.31	0.46
3:AC:29:TYR:CD1	14:AN:36:PHE:HE1	2.34	0.46
35:BA:2401:U:H2'	35:BA:2402:C:H1'	1.98	0.46
53:BV:34:GLU:O	53:BV:36:PRO:HD2	2.16	0.46
35:BA:1685:C:H2'	35:BA:1686:C:C6	2.51	0.46
24:AY:207:ASP:OD1	24:AY:207:ASP:C	2.54	0.46
8:AH:91:ARG:HG2	8:AH:91:ARG:O	2.16	0.46
35:BA:347:A:H8	35:BA:347:A:O5'	1.99	0.46
41:BG:103:LEU:O	41:BG:104:GLU:C	2.55	0.45
52:BU:99:ALA:HB2	52:BU:106:PHE:CZ	2.51	0.45
35:BA:695:G:C5	35:BA:768:G:C6	3.04	0.45
35:BA:643:A:H2'	35:BA:644:A:O4'	2.16	0.45
40:BF:135:LYS:HB2	40:BF:138:GLU:OE2	2.16	0.45
27:B2:69:ARG:HG2	27:B2:70:GLN:H	1.80	0.45
24:AY:141:LYS:CE	59:AY:702:GDP:N2	2.80	0.45
33:B8:58:ILE:O	33:B8:58:ILE:HG22	2.16	0.45
35:BA:832:G:OP1	47:BP:40:SER:HB3	2.16	0.45
35:BA:967:C:C6	35:BA:967:C:C3'	2.99	0.45
37:BC:115:VAL:HG12	37:BC:145:THR:CG2	2.46	0.45
45:BN:18:ALA:CB	45:BN:21:LYS:HB2	2.46	0.45
46:BO:103:ALA:O	46:BO:106:LEU:HG	2.16	0.45
46:BO:113:LYS:O	46:BO:117:LEU:HD12	2.16	0.45
15:AO:74:ASP:OD1	15:AO:76:GLU:CB	2.64	0.45
1:AA:1403:C:O2	1:AA:1403:C:H2'	2.14	0.45
3:AC:59:ARG:HD3	3:AC:64:VAL:HG22	1.97	0.45
39:BE:38:THR:HG22	39:BE:40:GLU:HB2	1.99	0.45
48:BQ:18:LYS:HA	48:BQ:18:LYS:HE2	1.98	0.45
35:BA:1847:A:C3'	35:BA:1848:A:H5'	2.40	0.45
51:BT:129:ARG:HD3	51:BT:129:ARG:HH11	1.58	0.45
9:AI:37:PHE:CZ	9:AI:74:ILE:HG12	2.52	0.45
56:BY:52:SER:N	56:BY:53:PRO:CD	2.79	0.45
35:BA:2405:G:HO2'	35:BA:2406:U:P	2.39	0.45
35:BA:2221:G:C2	35:BA:2222:G:C8	3.04	0.45
1:AA:1100:C:C2'	1:AA:1101:A:H5''	2.44	0.45
7:AG:64:GLN:HG3	7:AG:128:ALA:CB	2.43	0.45
35:BA:291:C:H2'	35:BA:292:C:H6	1.80	0.45
37:BC:23:ILE:CB	37:BC:229:SER:OXT	2.61	0.45
24:AY:147:TRP:O	24:AY:148:LEU:C	2.53	0.45
1:AA:403:C:H2'	1:AA:404:U:C6	2.49	0.45

Continued on next page...

Continued from previous page...

Atom-1	Atom-2	Interatomic distance (Å)	Clash overlap (Å)
54:BW:25:ARG:NH2	54:BW:74:ALA:O	2.49	0.45
1:AA:50:A:N6	1:AA:361:G:C4'	2.78	0.45
35:BA:1351:C:O2'	35:BA:1571:A:H1'	2.16	0.45
12:AL:91:LYS:HE2	12:AL:91:LYS:HB2	1.60	0.45
35:BA:2167:U:O2'	35:BA:2168:G:H5'	2.15	0.45
35:BA:220:G:N1	35:BA:427:U:H2'	2.31	0.45
28:B3:16:PRO:HB2	28:B3:18:ASP:OD1	2.16	0.45
33:B8:8:LYS:HD3	33:B8:8:LYS:HA	1.73	0.45
35:BA:2177:C:H4'	37:BC:214:TYR:CD1	2.51	0.45
24:AY:625:ASN:C	24:AY:627:ARG:H	2.19	0.45
35:BA:2351:G:HO2'	35:BA:2352:A:H8	1.63	0.45
35:BA:975:C:H4'	35:BA:975:C:OP2	2.15	0.45
1:AA:445:G:H2'	1:AA:446:G:H8	1.81	0.45
55:BX:3:THR:O	55:BX:4:ALA:HB3	2.16	0.45
55:BX:14:SER:H	55:BX:17:ALA:HB3	1.80	0.45
35:BA:2347:C:H2'	35:BA:2348:U:C5	2.50	0.45
35:BA:2850:A:OP2	35:BA:2866:U:C5	2.69	0.45
40:BF:181:LEU:O	40:BF:205:ARG:NH1	2.50	0.45
40:BF:34:TRP:CB	47:BP:10:PRO:HB2	2.43	0.45
47:BP:7:ARG:CB	47:BP:8:PRO:CD	2.92	0.45
24:AY:31:ARG:HD2	24:AY:263:ALA:O	2.16	0.45
35:BA:582:G:C6	35:BA:1259:G:N1	2.84	0.45
38:BD:67:PHE:CE2	38:BD:157:ARG:NH2	2.85	0.45
35:BA:28:A:N3	35:BA:28:A:H2'	2.31	0.45
35:BA:1814:G:C5'	38:BD:51:VAL:HG21	2.47	0.45
4:AD:96:LEU:O	4:AD:97:LEU:C	2.51	0.45
35:BA:1528(A):A:H8	35:BA:1529:G:C8	2.35	0.45
46:BO:90:GLN:HB2	46:BO:92:GLU:HG3	1.98	0.45
27:B2:52:ASP:O	27:B2:56:GLN:HG3	2.16	0.45
49:BR:83:ILE:O	49:BR:83:ILE:HG22	2.16	0.45
20:AT:63:ILE:O	20:AT:64:ASP:C	2.51	0.45
1:AA:1504:G:OP1	1:AA:1507:A:H4'	2.16	0.45
35:BA:2884:U:C2'	35:BA:2885:C:H5'	2.45	0.45
9:AI:114:TYR:H	9:AI:114:TYR:HD2	1.64	0.45
24:AY:355:LEU:HD22	24:AY:355:LEU:N	2.30	0.45
35:BA:1689:A:N7	35:BA:1698:A:N1	2.64	0.45
8:AH:85:ARG:HG3	8:AH:85:ARG:HH11	1.81	0.45
8:AH:85:ARG:HG3	8:AH:85:ARG:NH1	2.31	0.45
24:AY:606:MET:SD	24:AY:673:PHE:HA	2.56	0.45
24:AY:632:LEU:HD11	24:AY:646:PHE:CD2	2.51	0.45
24:AY:519:ARG:HH12	24:AY:678:GLU:HB2	1.71	0.45

Continued on next page...

Continued from previous page...

Atom-1	Atom-2	Interatomic distance (Å)	Clash overlap (Å)
45:BN:91:LEU:HA	45:BN:95:PRO:HB3	1.98	0.45
35:BA:2711:A:OP2	35:BA:2712(A):A:OP2	2.35	0.45
19:AS:7:LYS:HD3	19:AS:7:LYS:HA	1.41	0.45
50:BS:46:VAL:HG12	50:BS:47:THR:H	1.81	0.45
29:B4:14:ILE:HD13	29:B4:22:ILE:HB	1.98	0.45
51:BT:6:LEU:CD2	51:BT:7:ILE:N	2.79	0.45
9:AI:111:ARG:O	9:AI:119:ALA:HB2	2.15	0.45
1:AA:151:A:H2'	1:AA:152:A:H5'	1.97	0.45
1:AA:1158:C:O2	1:AA:1158:C:H3'	2.17	0.45
43:BK:37:PHE:C	43:BK:39:LYS:N	2.68	0.45
1:AA:994:A:C2	1:AA:995:C:C6	3.05	0.45
54:BW:62:HIS:O	54:BW:64:MET:CG	2.62	0.45
40:BF:7:TYR:HA	40:BF:125:LEU:HG	1.99	0.45
36:BB:94:C:O2'	36:BB:95:C:H5'	2.15	0.45
29:B4:13:ARG:NH1	29:B4:13:ARG:HB3	2.30	0.45
18:AR:40:LEU:O	18:AR:42:ARG:N	2.49	0.45
40:BF:46:ARG:NH1	40:BF:46:ARG:HG3	2.31	0.45
35:BA:2716:U:O2'	35:BA:2717:G:H5'	2.16	0.45
24:AY:64:THR:CG2	24:AY:64:THR:O	2.64	0.45
45:BN:44:PRO:O	45:BN:112:LEU:HD21	2.16	0.45
13:AM:34:LEU:HD13	13:AM:41:PRO:HG3	1.98	0.45
22:AV:28:C:O2	22:AV:43:A:C2	2.69	0.45
35:BA:1412:A:O2'	35:BA:1413:G:H5'	2.15	0.45
1:AA:966:G:C4	22:AV:34:C:H4'	2.51	0.45
45:BN:50:ASP:O	45:BN:52:VAL:HG23	2.16	0.45
35:BA:2093:G:C6	35:BA:2225:A:C8	3.04	0.45
35:BA:1485:G:H3'	35:BA:1485:G:C8	2.51	0.45
26:B1:30:VAL:H	35:BA:2396:G:C4'	2.30	0.45
35:BA:2400:G:OP2	35:BA:2400:G:H8	1.99	0.45
42:BH:50:VAL:CG1	42:BH:51:ARG:H	2.29	0.45
35:BA:211:A:C3'	35:BA:212:G:H5''	2.44	0.45
50:BS:52:SER:O	50:BS:69:VAL:HG23	2.16	0.45
40:BF:64:ILE:HG12	40:BF:65:TRP:N	2.28	0.45
35:BA:1815:A:H1'	35:BA:1817:G:C8	2.51	0.45
30:B5:44:THR:O	30:B5:51:TYR:HE2	1.99	0.45
4:AD:78:LEU:O	4:AD:81:GLU:HB3	2.16	0.45
35:BA:1024:G:H1	35:BA:1140:C:H42	1.64	0.45
53:BV:62:LEU:CD2	53:BV:62:LEU:N	2.77	0.45
20:AT:26:ASN:HD22	20:AT:26:ASN:N	2.14	0.45
56:BY:54:LYS:HZ3	56:BY:55:TYR:HE1	1.65	0.45
56:BY:61:ILE:HG12	56:BY:62:GLU:N	2.31	0.45

Continued on next page...

Continued from previous page...

Atom-1	Atom-2	Interatomic distance (Å)	Clash overlap (Å)
1:AA:625:G:C4	1:AA:626:U:C5	3.03	0.45
1:AA:626:U:O2	1:AA:626:U:C2'	2.65	0.45
56:BY:89:PHE:HB3	56:BY:90:LEU:HD23	1.97	0.45
35:BA:655:A:H1'	35:BA:656:G:H1'	1.97	0.45
35:BA:2050:C:H2'	35:BA:2051:A:O4'	2.17	0.45
53:BV:93:GLU:O	53:BV:94:LEU:HD23	2.16	0.45
1:AA:460:G:N3	1:AA:460:G:H2'	2.31	0.45
43:BK:78:ILE:HD11	43:BK:136:VAL:HG11	1.97	0.45
35:BA:2794:C:H42	35:BA:2801(A):A:N6	2.14	0.45
35:BA:1829:A:H2'	35:BA:1830:C:O4'	2.16	0.45
1:AA:152:A:N6	1:AA:170:U:C2	2.85	0.45
24:AY:147:TRP:O	24:AY:149:VAL:N	2.49	0.45
38:BD:177:LEU:C	38:BD:179:SER:N	2.69	0.45
53:BV:88:ARG:O	53:BV:90:PRO:CD	2.61	0.45
57:BZ:23:LYS:HD3	57:BZ:38:TYR:HE2	1.79	0.45
47:BP:90:ARG:O	47:BP:121:LYS:NZ	2.49	0.45
20:AT:87:LYS:HA	20:AT:87:LYS:HD2	1.84	0.45
39:BE:114:ALA:HB3	39:BE:160:TYR:HB3	1.98	0.45
35:BA:1181:C:O2'	35:BA:1182:A:H5'	2.16	0.45
12:AL:36:VAL:HG12	12:AL:37:CYS:N	2.30	0.45
57:BZ:9:TYR:HB3	57:BZ:35:ARG:HH22	1.80	0.45
57:BZ:9:TYR:HE1	57:BZ:61:LEU:HD13	1.81	0.45
1:AA:335:C:O2'	1:AA:336:C:H5'	2.16	0.45
42:BH:103:LEU:CB	42:BH:123:PHE:CD2	2.99	0.45
52:BU:33:ARG:C	52:BU:35:ALA:N	2.68	0.45
2:AB:52:GLU:O	2:AB:56:ARG:HG2	2.16	0.45
35:BA:1469:A:H2'	35:BA:1470:G:O4'	2.16	0.45
22:AV:50:U:O2'	22:AV:51:C:H5'	2.16	0.45
9:AI:28:VAL:O	9:AI:31:GLN:N	2.48	0.45
7:AG:62:PHE:HD1	7:AG:124:LEU:HD21	1.81	0.45
24:AY:529:ILE:HD11	24:AY:567:LEU:CD1	2.46	0.45
41:BG:54:GLU:HA	41:BG:57:ALA:HB3	1.98	0.45
41:BG:98:ARG:NH1	41:BG:98:ARG:H	2.09	0.45
31:B6:17:LYS:HB2	31:B6:44:ARG:HH12	1.81	0.45
35:BA:2369:A:H2'	35:BA:2370:G:H8	1.80	0.45
43:BK:124:ALA:O	43:BK:127:ILE:HB	2.16	0.45
2:AB:51:LEU:HD21	2:AB:201:ILE:HG23	1.97	0.45
24:AY:18:ALA:HA	24:AY:85:PRO:HG2	1.97	0.45
35:BA:1599:C:H2'	35:BA:1600:C:C6	2.47	0.45
19:AS:12:ASP:OD1	19:AS:35:SER:CB	2.64	0.45
33:B8:59:LYS:HE3	33:B8:59:LYS:HB2	1.65	0.45

Continued on next page...

Continued from previous page...

Atom-1	Atom-2	Interatomic distance (Å)	Clash overlap (Å)
41:BG:173:LEU:HB3	41:BG:178:PHE:CG	2.52	0.45
35:BA:967:C:C2'	35:BA:968:G:H5'	2.46	0.45
35:BA:2015:A:H2'	35:BA:2016:U:O4'	2.16	0.45
56:BY:48:ALA:CB	56:BY:55:TYR:CE2	2.99	0.45
26:B1:64:ALA:CA	26:B1:67:ILE:HG13	2.43	0.45
35:BA:2837:G:H2'	35:BA:2838:G:H8	1.79	0.45
47:BP:107:LYS:O	47:BP:109:GLY:N	2.49	0.45
1:AA:368:U:P	24:AY:353:ALA:CB	3.04	0.45
38:BD:108:PRO:HB3	38:BD:143:HIS:CE1	2.51	0.45
35:BA:1719:G:C5	35:BA:1720:U:C5	3.04	0.45
25:B0:27:GLU:CD	25:B0:27:GLU:N	2.60	0.45
47:BP:16:ARG:C	47:BP:16:ARG:HD3	2.37	0.45
35:BA:882:G:H22	35:BA:894:C:N4	2.14	0.45
39:BE:27:LEU:HD12	39:BE:181:LEU:HD13	1.97	0.45
38:BD:112:GLN:HB2	38:BD:115:GLN:HE21	1.81	0.45
24:AY:379:GLY:O	24:AY:380:LEU:O	2.34	0.45
35:BA:1341:U:OP1	35:BA:1397:U:N3	2.49	0.45
35:BA:2105:C:C2'	35:BA:2106:G:H5'	2.45	0.45
35:BA:2208:A:H1'	35:BA:2219:G:C4	2.52	0.45
32:B7:24:THR:HG23	32:B7:27:GLY:CA	2.47	0.45
35:BA:1091:G:H1	35:BA:1100:C:H42	1.63	0.45
11:AK:79:SER:HA	11:AK:104:GLN:O	2.16	0.45
23:AX:16:A:H2'	23:AX:17:U:C6	2.50	0.45
23:AX:16:A:O2'	23:AX:17:U:H5'	2.16	0.45
2:AB:77:ALA:O	2:AB:81:VAL:HG23	2.16	0.45
17:AQ:9:VAL:HG13	17:AQ:56:VAL:HG22	1.98	0.45
17:AQ:13:ASP:HA	17:AQ:19:VAL:HG12	1.97	0.45
35:BA:1565:C:C2	35:BA:1567:A:C8	3.04	0.45
35:BA:430:G:H2'	35:BA:431:U:H5'	1.99	0.45
35:BA:2359:C:H6	35:BA:2359:C:O5'	2.00	0.45
35:BA:1763:G:H2'	35:BA:1764:G:H5'	1.99	0.45
40:BF:28:ILE:O	40:BF:30:PRO:HD3	2.16	0.45
35:BA:2086:U:H2'	35:BA:2087:G:H8	1.80	0.45
10:AJ:39:PRO:O	10:AJ:39:PRO:HG2	2.16	0.45
1:AA:1084:G:OP1	1:AA:1086:U:C4	2.69	0.45
1:AA:1002:G:H3'	1:AA:1003:G:C8	2.51	0.45
35:BA:90:U:H4'	35:BA:92:A:C8	2.50	0.45
56:BY:95:LYS:HB3	56:BY:100:ALA:HA	1.99	0.45
31:B6:29:ASN:CG	31:B6:30:THR:N	2.70	0.45
33:B8:30:ARG:NE	33:B8:30:ARG:HA	2.31	0.45
18:AR:36:ASN:OD1	18:AR:36:ASN:O	2.34	0.45

Continued on next page...

Continued from previous page...

Atom-1	Atom-2	Interatomic distance (Å)	Clash overlap (Å)
35:BA:2850:A:H5'	35:BA:2868:A:H2	1.81	0.45
45:BN:45:ASN:ND2	45:BN:45:ASN:N	2.62	0.45
12:AL:38:THR:HG23	12:AL:57:LYS:CB	2.47	0.45
57:BZ:176:PRO:HA	57:BZ:177:PRO:HD3	1.85	0.45
38:BD:30:GLU:HB2	38:BD:35:LYS:NZ	2.31	0.45
42:BH:41:MET:SD	42:BH:53:GLU:O	2.74	0.45
35:BA:1654:A:C2	39:BE:113:PHE:CD2	3.05	0.45
41:BG:81:LYS:HB3	41:BG:82:LEU:H	1.51	0.45
1:AA:975:A:C8	1:AA:975:A:H5'	2.49	0.45
5:AE:34:VAL:O	5:AE:34:VAL:CG1	2.64	0.45
50:BS:26:LEU:O	50:BS:26:LEU:HD22	2.16	0.45
35:BA:1012:U:C4	45:BN:28:THR:HG21	2.50	0.45
49:BR:60:LEU:O	49:BR:63:ARG:HB3	2.16	0.45
57:BZ:47:VAL:O	57:BZ:51:ALA:HB3	2.16	0.45
35:BA:1826:G:H2'	35:BA:1827:C:H6	1.80	0.45
56:BY:60:PHE:CG	56:BY:60:PHE:O	2.68	0.45
1:AA:1298:C:C2'	1:AA:1298:C:O2	2.63	0.45
8:AH:100:ILE:HA	8:AH:101:PRO:HD3	1.58	0.45
36:BB:89:G:C6	36:BB:90:A:C2	3.04	0.45
48:BQ:12:GLN:NE2	48:BQ:72:LYS:HA	2.31	0.45
35:BA:859:G:O3'	35:BA:860:U:O2	2.34	0.45
1:AA:1472:U:H2'	1:AA:1473:A:H8	1.81	0.45
4:AD:148:VAL:HG11	4:AD:158:ILE:HD12	1.98	0.45
1:AA:429:U:H1'	1:AA:430:A:H5''	1.99	0.45
1:AA:432:A:N7	1:AA:433:C:C4	2.84	0.45
57:BZ:40:ASP:HB3	57:BZ:43:GLU:HG2	1.99	0.45
39:BE:7:VAL:CG1	39:BE:27:LEU:HB3	2.46	0.45
9:AI:36:TYR:HD2	9:AI:37:PHE:CE2	2.35	0.45
8:AH:17:THR:CG2	8:AH:63:LEU:HD12	2.45	0.45
35:BA:1888:G:N3	35:BA:1888:G:C5'	2.80	0.45
9:AI:111:ARG:HG2	9:AI:112:LYS:N	2.29	0.45
48:BQ:1:MET:HE3	48:BQ:44:ALA:HB3	1.98	0.45
35:BA:7:G:O2'	35:BA:8:A:H5'	2.16	0.45
35:BA:1819:A:OP1	38:BD:156:ALA:HA	2.17	0.45
35:BA:1819:A:H1'	35:BA:1821:A:C5	2.52	0.45
1:AA:448:A:C4	1:AA:487:A:C2	3.05	0.45
1:AA:689:C:OP1	11:AK:46:GLY:HA3	2.15	0.45
14:AN:42:ILE:HD13	14:AN:42:ILE:HA	1.63	0.45
35:BA:1248:G:C4	52:BU:3:ARG:HD2	2.52	0.45
17:AQ:22:LEU:HD13	17:AQ:41:LYS:CG	2.46	0.45
35:BA:2447:G:C5	35:BA:2501:C:N3	2.84	0.45

Continued on next page...

Continued from previous page...

Atom-1	Atom-2	Interatomic distance (Å)	Clash overlap (Å)
5:AE:12:LEU:O	5:AE:12:LEU:HD13	2.16	0.45
35:BA:1433:U:H1'	35:BA:1561:G:N2	2.31	0.45
12:AL:89:ARG:HB2	12:AL:89:ARG:NH1	2.32	0.45
21:AU:10:ARG:HA	21:AU:13:ILE:HD12	1.97	0.45
21:AU:6:ARG:NH2	21:AU:15:ARG:NH2	2.64	0.45
6:AF:24:GLU:O	6:AF:27:GLN:HB2	2.17	0.45
35:BA:63:U:OP1	35:BA:63:U:H4'	2.17	0.45
1:AA:189(D):C:H2'	1:AA:189(E):U:O4'	2.16	0.45
35:BA:487:C:H1'	54:BW:53:SER:HA	1.98	0.45
35:BA:1415:U:H3	35:BA:1587:A:H61	1.63	0.45
1:AA:230:G:H2'	1:AA:231:G:O4'	2.16	0.45
35:BA:2321:G:N3	35:BA:2321:G:H2'	2.31	0.45
36:BB:40:U:O2'	36:BB:43:C:C5	2.69	0.45
41:BG:44:GLY:C	41:BG:46:ALA:N	2.69	0.45
56:BY:28:LYS:HA	56:BY:39:VAL:H	1.81	0.45
35:BA:2154:G:H21	35:BA:2155:G:H1'	1.81	0.45
35:BA:2415:G:H2'	35:BA:2416:C:C6	2.52	0.45
50:BS:89:ARG:HD2	50:BS:90:GLY:N	2.32	0.45
35:BA:1080:C:H4'	43:BK:125:ARG:CB	2.44	0.45
35:BA:343:C:O2'	35:BA:344:G:H5'	2.17	0.45
24:AY:124:GLN:HB2	24:AY:124:GLN:HE21	1.41	0.45
35:BA:1257:C:H2'	35:BA:1258:C:H6	1.81	0.45
10:AJ:75:ILE:CG1	10:AJ:76:ASN:H	2.05	0.45
35:BA:1999:C:O2'	35:BA:2000:G:H5'	2.16	0.45
19:AS:41:VAL:C	19:AS:43:GLU:H	2.19	0.45
1:AA:1129:C:O2'	1:AA:1130:A:O5'	2.34	0.45
26:B1:44:PRO:HG2	26:B1:46:LEU:HD11	1.98	0.45
26:B1:86:SER:O	26:B1:89:GLU:N	2.49	0.45
24:AY:65:ILE:O	24:AY:67:ALA:N	2.50	0.45
55:BX:61:GLY:HA3	55:BX:73:ARG:O	2.17	0.45
8:AH:124:ALA:HB1	8:AH:129:VAL:CG2	2.46	0.45
49:BR:11:ASN:O	49:BR:12:ARG:HB2	2.16	0.45
4:AD:36:ARG:CG	4:AD:36:ARG:NH1	2.78	0.45
35:BA:661:C:H4'	47:BP:18:ARG:HG2	1.98	0.45
1:AA:1411:C:H2'	1:AA:1411:C:O2	2.17	0.45
1:AA:707:C:H2'	1:AA:708:C:H6	1.79	0.45
35:BA:970:C:C6	35:BA:971:C:H5	2.34	0.45
1:AA:999:C:H2'	1:AA:1000:U:C6	2.52	0.45
41:BG:169:ALA:O	41:BG:170:ARG:C	2.54	0.45
11:AK:34:ASP:HB3	11:AK:40:ILE:HD11	1.98	0.45
47:BP:71:VAL:H	47:BP:72:PRO:CD	2.30	0.45

Continued on next page...

Continued from previous page...

Atom-1	Atom-2	Interatomic distance (Å)	Clash overlap (Å)
3:AC:100:ALA:O	3:AC:101:LEU:C	2.53	0.45
35:BA:710:G:H1	35:BA:721:C:N4	2.11	0.45
35:BA:2745:C:H1'	42:BH:143:GLN:HG2	1.99	0.45
13:AM:106:ASN:O	13:AM:107:ALA:CB	2.55	0.45
1:AA:263:A:OP2	20:AT:79:ARG:NH1	2.49	0.45
38:BD:148:GLU:O	38:BD:151:LYS:HG3	2.16	0.45
2:AB:8:LYS:O	2:AB:9:GLU:C	2.54	0.45
39:BE:119:ARG:HD2	39:BE:120:TRP:CE2	2.52	0.45
35:BA:1385:G:H4'	35:BA:1386:C:OP1	2.16	0.45
35:BA:2320:A:C2	35:BA:2333:A:N7	2.85	0.45
1:AA:892:A:C6	1:AA:893:C:C4	3.04	0.45
39:BE:66:HIS:O	39:BE:66:HIS:CG	2.70	0.45
48:BQ:17:LEU:HD23	48:BQ:17:LEU:N	2.32	0.45
24:AY:683:VAL:HG12	24:AY:683:VAL:O	2.17	0.45
41:BG:38:VAL:HG22	41:BG:93:THR:HG23	1.97	0.45
35:BA:372:G:O2'	35:BA:373:U:OP1	2.34	0.45
1:AA:542:G:H5'	4:AD:41:GLY:HA3	1.98	0.45
41:BG:141:PHE:O	41:BG:144:ILE:HG22	2.16	0.45
41:BG:41:GLN:HB3	41:BG:43:LEU:HD22	1.95	0.45
41:BG:95:ARG:O	41:BG:96:ARG:O	2.35	0.45
53:BV:46:VAL:HG13	53:BV:47:VAL:N	2.31	0.45
31:B6:35:GLU:HB3	31:B6:51:GLU:HB2	1.97	0.45
1:AA:1305:G:H5''	21:AU:4:GLY:O	2.16	0.45
1:AA:1321:C:H5''	1:AA:1322:C:H5'	1.96	0.45
27:B2:63:VAL:HA	27:B2:66:GLU:CG	2.41	0.45
35:BA:1859:A:H3'	35:BA:1860:G:H8	1.81	0.45
35:BA:287:C:H2'	35:BA:288:C:C6	2.48	0.45
40:BF:3:GLU:HG3	40:BF:3:GLU:O	2.16	0.45
35:BA:2887:U:H2'	35:BA:2888:C:H6	1.81	0.45
35:BA:2531:A:C5'	42:BH:157:TYR:CZ	3.00	0.45
35:BA:363(C):G:O2'	35:BA:363(D):G:H5'	2.16	0.45
35:BA:2110:G:H4'	35:BA:2111:C:OP2	2.16	0.45
10:AJ:4:ILE:CB	10:AJ:74:ILE:HD11	2.45	0.45
9:AI:22:GLY:HA3	9:AI:60:ASP:OD1	2.16	0.45
35:BA:1815:A:C5	35:BA:1817:G:C6	3.05	0.45
33:B8:14:VAL:CG2	33:B8:22:VAL:HG13	2.47	0.45
35:BA:1899:G:N2	35:BA:1902:C:C5	2.85	0.45
35:BA:1448:G:N3	35:BA:1528(A):A:C2	2.84	0.45
45:BN:28:THR:CG2	45:BN:29:LYS:N	2.80	0.45
25:B0:7:LEU:HD22	48:BQ:81:VAL:HG23	1.98	0.45
13:AM:76:ALA:O	13:AM:79:LYS:HB2	2.17	0.45

Continued on next page...

Continued from previous page...

Atom-1	Atom-2	Interatomic distance (Å)	Clash overlap (Å)
56:BY:88:LYS:O	56:BY:90:LEU:CD2	2.65	0.45
41:BG:109:VAL:CG1	41:BG:142:PRO:HD3	2.46	0.45
38:BD:142:VAL:HG22	38:BD:143:HIS:N	2.31	0.45
24:AY:97:SER:O	24:AY:100:VAL:CG1	2.63	0.45
48:BQ:18:LYS:HA	48:BQ:18:LYS:CE	2.47	0.45
35:BA:1718:G:C5'	35:BA:1718:G:C8	2.97	0.45
7:AG:16:LEU:HD13	9:AI:42:ARG:HA	1.99	0.45
1:AA:437:U:H2'	1:AA:438:G:O4'	2.17	0.45
1:AA:495:A:H4'	1:AA:496:A:OP1	2.15	0.45
9:AI:79:LEU:O	9:AI:80:GLY:C	2.53	0.45
11:AK:58:PRO:HB3	11:AK:90:GLY:HA2	1.98	0.45
1:AA:1209:C:O2'	1:AA:1210:C:H5'	2.17	0.45
45:BN:35:ARG:HB3	45:BN:42:TRP:CH2	2.51	0.45
35:BA:2406:U:C2	47:BP:72:PRO:HB2	2.51	0.45
9:AI:41:VAL:O	9:AI:41:VAL:CG1	2.57	0.45
42:BH:88:LEU:HD13	42:BH:130:ARG:HG2	1.97	0.45
38:BD:24:ILE:O	38:BD:25:THR:O	2.35	0.45
51:BT:118:ARG:O	51:BT:122:ASP:N	2.47	0.45
35:BA:1582:C:O2'	35:BA:1583:A:H5'	2.17	0.45
17:AQ:80:GLY:O	17:AQ:81:ARG:CD	2.62	0.45
24:AY:538:TYR:CE2	24:AY:577:SER:HB3	2.52	0.45
35:BA:2656:U:H2'	35:BA:2657:A:H5''	1.99	0.45
35:BA:1186:G:H8	35:BA:1186:G:O5'	1.98	0.45
27:B2:32:LEU:O	27:B2:35:LEU:HB3	2.17	0.45
2:AB:11:LEU:HB3	2:AB:213:LEU:HD11	1.98	0.45
35:BA:1002:G:O5'	35:BA:1002:G:H8	1.99	0.45
57:BZ:9:TYR:OH	57:BZ:63:ASP:OD2	2.25	0.45
19:AS:39:THR:CG2	19:AS:40:ILE:N	2.79	0.45
48:BQ:139:GLU:OE1	48:BQ:141:GLN:HG3	2.17	0.45
49:BR:56:LYS:HE2	49:BR:88:ARG:H	1.82	0.45
3:AC:173:VAL:O	3:AC:175:LEU:HD12	2.16	0.45
39:BE:37:ARG:HA	39:BE:42:ASP:OD2	2.16	0.45
44:BL:106:LEU:O	44:BL:109:ALA:HB3	2.17	0.45
42:BH:99:VAL:O	42:BH:99:VAL:HG12	2.16	0.45
35:BA:2728:U:H5'	46:BO:70:LYS:HE2	1.98	0.45
35:BA:2270:G:H2'	35:BA:2271:G:O4'	2.16	0.45
35:BA:436:C:H2'	35:BA:437:G:C8	2.51	0.45
11:AK:95:ILE:O	11:AK:96:ARG:C	2.55	0.45
35:BA:1271:G:N2	35:BA:1617:C:O4'	2.50	0.45
24:AY:510:VAL:HG22	24:AY:534:ILE:HD11	1.97	0.45
35:BA:2314:C:H6	35:BA:2314:C:O5'	2.00	0.45

Continued on next page...

Continued from previous page...

Atom-1	Atom-2	Interatomic distance (Å)	Clash overlap (Å)
52:BU:66:ASN:ND2	52:BU:76:TYR:HB2	2.31	0.45
53:BV:45:THR:O	53:BV:46:VAL:CG1	2.50	0.45
31:B6:15:GLU:OE1	31:B6:44:ARG:CZ	2.65	0.45
47:BP:61:ARG:H	47:BP:61:ARG:HD2	1.82	0.45
2:AB:223:ILE:O	2:AB:226:ARG:N	2.50	0.45
35:BA:321:G:N2	35:BA:341:G:H5'	2.31	0.45
56:BY:13:VAL:CG2	56:BY:73:ARG:C	2.86	0.45
35:BA:285:C:C2'	35:BA:286:C:C5'	2.95	0.45
35:BA:285:C:H2'	35:BA:286:C:C5'	2.46	0.45
13:AM:91:ARG:HH21	19:AS:81:ARG:NH2	2.15	0.45
40:BF:103:LYS:C	40:BF:105:VAL:H	2.19	0.45
57:BZ:145:GLU:O	57:BZ:146:ILE:C	2.55	0.45
57:BZ:115:GLY:C	57:BZ:116:VAL:HG23	2.37	0.45
47:BP:85:LEU:HA	47:BP:88:LEU:HB3	1.99	0.45
10:AJ:3:LYS:NZ	10:AJ:77:PRO:HD2	2.31	0.45
42:BH:72:ILE:O	42:BH:73:ALA:C	2.54	0.45
35:BA:1839:G:C5	35:BA:1840:G:N7	2.85	0.45
35:BA:1465:G:H2'	35:BA:1466:G:C8	2.49	0.45
1:AA:373:A:H2'	1:AA:374:A:H8	1.82	0.45
16:AP:18:ARG:HD2	16:AP:32:TYR:HE1	1.82	0.45
16:AP:13:HIS:C	16:AP:15:PRO:HD3	2.37	0.45
3:AC:207:VAL:CG1	3:AC:207:VAL:O	2.46	0.45
7:AG:78:ARG:HE	7:AG:156:TRP:HB3	1.82	0.45
1:AA:948:C:H2'	1:AA:949:A:H8	1.81	0.45
35:BA:577:G:C6	35:BA:578:A:C6	3.05	0.45
35:BA:883:G:H1	35:BA:893:C:H42	1.64	0.45
48:BQ:90:VAL:HG12	48:BQ:91:GLU:N	2.32	0.45
51:BT:102:ILE:O	51:BT:103:ARG:O	2.35	0.45
8:AH:63:LEU:N	8:AH:63:LEU:HD22	2.32	0.45
35:BA:654(G):C:H2'	35:BA:654(H):G:C8	2.40	0.45
1:AA:1371:G:C5	1:AA:1372:U:C5	3.05	0.45
1:AA:1007:C:H2'	1:AA:1008:C:C6	2.51	0.45
1:AA:251:G:H4'	1:AA:252:U:O5'	2.16	0.45
1:AA:383:A:H2'	1:AA:384:G:H5'	1.98	0.45
38:BD:23:GLU:O	38:BD:24:ILE:C	2.55	0.45
1:AA:1478:C:HO2'	1:AA:1479:C:H5'	1.80	0.45
38:BD:183:ARG:HH11	38:BD:183:ARG:HG2	1.79	0.45
38:BD:147:LEU:HD11	38:BD:183:ARG:HH12	1.82	0.45
24:AY:388:THR:HG21	24:AY:399:LEU:N	2.28	0.45
2:AB:97:TRP:CZ2	2:AB:102:LEU:HD13	2.49	0.45
35:BA:216:A:H2'	35:BA:217:G:H8	1.81	0.45

Continued on next page...

Continued from previous page...

Atom-1	Atom-2	Interatomic distance (Å)	Clash overlap (Å)
35:BA:812:C:H1'	35:BA:1250:G:C2	2.52	0.45
45:BN:120:LEU:CD1	45:BN:122:VAL:HG23	2.46	0.45
1:AA:1376:U:H2'	1:AA:1377:A:C8	2.52	0.45
1:AA:1458:G:C6	1:AA:1459:C:C4	3.05	0.45
1:AA:765:G:H22	1:AA:812:C:HO2'	1.64	0.45
1:AA:48:C:H2'	1:AA:365:U:O4	2.17	0.45
19:AS:48:THR:HG22	19:AS:61:TYR:CD1	2.52	0.45
35:BA:2333:A:O4'	35:BA:2335:A:C5	2.70	0.45
1:AA:719:C:O2	18:AR:50:ILE:HG12	2.17	0.45
49:BR:94:TYR:CD1	49:BR:94:TYR:N	2.85	0.45
8:AH:56:LYS:HA	8:AH:57:PRO:HD2	1.77	0.45
53:BV:34:GLU:O	53:BV:36:PRO:CD	2.65	0.45
38:BD:166:GLN:HB3	38:BD:174:ILE:HG22	1.99	0.45
19:AS:79:THR:HG22	19:AS:80:TYR:N	2.31	0.45
35:BA:112:U:C2'	35:BA:113:G:H5'	2.46	0.45
38:BD:245:PRO:O	38:BD:245:PRO:HG2	2.17	0.45
1:AA:1438:G:C4	1:AA:1464:G:N2	2.85	0.45
29:B4:9:LEU:HD12	29:B4:10:VAL:H	1.81	0.45
41:BG:52:ILE:O	41:BG:54:GLU:HG3	2.16	0.45
41:BG:62:LEU:N	41:BG:62:LEU:CD1	2.79	0.45
41:BG:39:ILE:CG1	41:BG:92:VAL:HG22	2.47	0.45
1:AA:1303:C:N4	1:AA:1304:G:C6	2.85	0.45
35:BA:110:G:H2'	35:BA:111:A:H8	1.82	0.45
1:AA:965:A:C2	1:AA:969:A:N1	2.85	0.45
40:BF:107:LYS:HD2	40:BF:205:ARG:O	2.17	0.45
24:AY:20:HIS:ND1	24:AY:21:ILE:CD1	2.80	0.45
35:BA:139:G:H1	35:BA:142(A):C:N4	2.15	0.45
35:BA:1405:U:H2'	35:BA:1406:U:C6	2.52	0.45
34:B9:32:HIS:O	34:B9:34:GLN:HG3	2.17	0.45
10:AJ:30:SER:HA	10:AJ:80:LYS:NZ	2.32	0.45
38:BD:61:LEU:HD13	38:BD:62:TYR:H	1.80	0.45
42:BH:136:ILE:CD1	42:BH:136:ILE:N	2.80	0.45
28:B3:31:LEU:O	28:B3:32:GLN:CB	2.65	0.45
30:B5:45:VAL:HG21	49:BR:98:LEU:HB3	1.99	0.45
33:B8:48:PHE:HB3	33:B8:49:VAL:H	1.51	0.45
33:B8:60:LEU:C	33:B8:63:PRO:HD2	2.37	0.45
25:B0:44:ARG:HH11	25:B0:44:ARG:HG2	1.81	0.45
49:BR:55:ALA:HB2	49:BR:79:LEU:HD11	1.98	0.45
1:AA:323:U:H5'	20:AT:23:ARG:HB2	1.99	0.45
43:BK:12:LEU:HA	43:BK:13:PRO:HD3	1.75	0.45
5:AE:79:GLU:HB3	5:AE:92:LYS:HA	1.99	0.45

Continued on next page...

Continued from previous page...

Atom-1	Atom-2	Interatomic distance (Å)	Clash overlap (Å)
50:BS:36:TYR:HD1	50:BS:36:TYR:N	2.15	0.45
56:BY:47:LYS:O	56:BY:48:ALA:C	2.55	0.45
35:BA:2839:G:H2'	35:BA:2840:C:H6	1.80	0.45
7:AG:79:ARG:O	7:AG:80:VAL:CG1	2.65	0.45
37:BC:176:VAL:HG21	37:BC:190:ILE:HD13	1.92	0.45
24:AY:289:ILE:O	24:AY:301:ILE:N	2.50	0.45
45:BN:67:LEU:C	45:BN:69:GLN:H	2.20	0.45
45:BN:90:MET:CE	45:BN:97:ARG:HD2	2.46	0.45
39:BE:176:ILE:HG22	39:BE:178:GLU:HB3	1.97	0.45
39:BE:6:GLY:HA2	39:BE:27:LEU:O	2.17	0.45
35:BA:744:G:C4	35:BA:745:G:C8	3.04	0.45
9:AI:43:ALA:O	9:AI:45:ALA:N	2.50	0.45
9:AI:117:HIS:O	9:AI:118:LYS:HG3	2.17	0.45
38:BD:127:VAL:CA	38:BD:193:VAL:HG13	2.47	0.45
20:AT:96:GLY:O	20:AT:97:ALA:O	2.35	0.45
35:BA:1472:A:H2'	35:BA:1473:G:H8	1.82	0.45
56:BY:91:GLU:HB2	56:BY:92:ASN:H	1.60	0.45
35:BA:2206:G:H3'	35:BA:2207:G:C5'	2.47	0.45
24:AY:411:VAL:HG13	24:AY:477:GLY:O	2.17	0.45
1:AA:993:G:H22	1:AA:996:A:H61	1.63	0.45
22:AV:35:A:C2	23:AX:18:G:C2	3.05	0.45
24:AY:548:GLU:O	24:AY:551:GLN:HG2	2.16	0.45
14:AN:43:CYS:HA	14:AN:46:GLU:HG3	1.99	0.45
57:BZ:9:TYR:CE2	57:BZ:35:ARG:NH1	2.83	0.45
24:AY:450:ILE:CG2	24:AY:451:ILE:N	2.79	0.45
35:BA:2134:A:H1'	35:BA:2159:G:H21	1.82	0.45
1:AA:1124:G:C5'	10:AJ:35:SER:HB2	2.46	0.45
35:BA:2772:C:H2'	35:BA:2773:C:C6	2.52	0.45
35:BA:628:G:N2	35:BA:636:G:H1'	2.31	0.45
20:AT:100:ILE:HD12	20:AT:100:ILE:HA	1.77	0.45
37:BC:16:ASP:HA	37:BC:17:PRO:HD2	1.79	0.45
35:BA:199:A:N6	35:BA:2433:A:H2'	2.32	0.45
1:AA:542:G:O2'	1:AA:543:C:H5'	2.16	0.45
41:BG:100:TRP:O	41:BG:104:GLU:HB2	2.17	0.45
1:AA:1004:A:C6	1:AA:1034:G:H2'	2.52	0.45
31:B6:16:CYS:O	31:B6:17:LYS:C	2.55	0.45
35:BA:275:G:H2'	35:BA:276:A:C2	2.52	0.45
35:BA:1202:C:H2'	35:BA:1203:G:H5'	1.98	0.45
35:BA:607:U:P	40:BF:103:LYS:HG3	2.57	0.45
24:AY:106:VAL:HG21	24:AY:132:ARG:HG3	1.99	0.45
24:AY:168:ILE:HD11	24:AY:178:ILE:HD11	1.99	0.45

Continued on next page...

Continued from previous page...

Atom-1	Atom-2	Interatomic distance (Å)	Clash overlap (Å)
24:AY:166:LEU:HD21	24:AY:212:TYR:CD2	2.52	0.45
39:BE:55:ASN:HA	39:BE:55:ASN:HD22	1.61	0.45
36:BB:30:C:OP2	50:BS:32:LEU:HD11	2.17	0.45
41:BG:76:SER:HB3	41:BG:83:ARG:CB	2.43	0.45
24:AY:637:ARG:CG	24:AY:637:ARG:NH1	2.65	0.45
33:B8:50:LEU:CG	33:B8:51:ALA:H	2.30	0.45
35:BA:665:C:H2'	35:BA:666:G:C8	2.51	0.45
47:BP:24:GLY:N	47:BP:33:ARG:CZ	2.80	0.45
4:AD:78:LEU:HD21	4:AD:96:LEU:CB	2.47	0.45
35:BA:1529:G:C6	35:BA:1541:G:N1	2.85	0.45
35:BA:1140:C:O2'	35:BA:1143:A:H2'	2.17	0.45
46:BO:2:ILE:HG22	46:BO:3:GLN:N	2.31	0.45
1:AA:60:A:C5'	1:AA:331:G:N2	2.80	0.45
17:AQ:45:HIS:HB2	17:AQ:65:ILE:CD1	2.46	0.45
15:AO:86:GLY:C	15:AO:87:ILE:HG23	2.37	0.45
3:AC:40:ARG:HG2	3:AC:55:VAL:CG1	2.47	0.45
35:BA:778:G:C6	35:BA:779:U:C4	3.05	0.45
35:BA:2813:A:C6	35:BA:2814:C:C4	3.05	0.45
25:B0:59:LEU:HD23	25:B0:59:LEU:HA	1.68	0.45
35:BA:1335:U:H2'	35:BA:1336:A:H8	1.82	0.45
35:BA:154(A):C:N4	35:BA:171:G:H1	2.15	0.45
4:AD:37:PRO:O	4:AD:38:TYR:HB3	2.17	0.45
48:BQ:55:VAL:HG13	48:BQ:56:ARG:N	2.32	0.45
35:BA:884:C:H41	35:BA:886:C:N4	2.12	0.45
39:BE:30:PRO:HD3	39:BE:180:ASN:ND2	2.32	0.45
46:BO:77:ILE:HG13	46:BO:78:ARG:N	2.32	0.45
49:BR:9:LYS:HG2	49:BR:43:GLU:OE1	2.16	0.45
1:AA:1030(C):G:H2'	1:AA:1030(D):A:H8	1.80	0.45
26:B1:56:GLN:HE21	26:B1:56:GLN:CA	2.25	0.45
35:BA:2412:A:N6	35:BA:2413:G:C2	2.84	0.45
6:AF:99:ALA:O	6:AF:100:ASN:HB2	2.17	0.45
24:AY:610:VAL:O	24:AY:610:VAL:HG23	2.17	0.45
9:AI:118:LYS:O	9:AI:119:ALA:HB3	2.17	0.45
2:AB:62:ALA:C	2:AB:64:ARG:N	2.67	0.45
1:AA:1458:G:C5	1:AA:1459:C:C5	3.04	0.45
32:B7:5:TRP:CH2	35:BA:686:G:N7	2.85	0.45
35:BA:687:C:H2'	35:BA:688:U:O4'	2.17	0.45
35:BA:24:G:N2	35:BA:517:C:C2	2.84	0.45
1:AA:892:A:C6	1:AA:893:C:N4	2.85	0.45
8:AH:50:ARG:HG2	8:AH:50:ARG:HH11	1.81	0.45
49:BR:56:LYS:HE2	49:BR:88:ARG:N	2.32	0.45

Continued on next page...

Continued from previous page...

Atom-1	Atom-2	Interatomic distance (Å)	Clash overlap (Å)
35:BA:18:C:O2	35:BA:554:U:H5''	2.16	0.45
35:BA:1603:A:H2'	35:BA:1604:C:C6	2.51	0.45
54:BW:61:ASN:HA	54:BW:61:ASN:HD22	1.49	0.45
35:BA:2007:C:C6	35:BA:2007:C:H5''	2.52	0.45
35:BA:1009:A:H1'	52:BU:59:ARG:NH1	2.33	0.44
52:BU:61:TRP:CB	52:BU:93:LYS:HB3	2.47	0.44
52:BU:97:ASP:C	52:BU:99:ALA:H	2.20	0.44
35:BA:2287:A:N6	35:BA:2344:U:C2	2.86	0.44
1:AA:1303:C:OP1	1:AA:1304:G:OP2	2.35	0.44
13:AM:96:LEU:C	13:AM:110:ARG:HE	2.20	0.44
24:AY:138:LYS:C	24:AY:140:ASP:H	2.20	0.44
34:B9:27:CYS:SG	34:B9:29:ASN:ND2	2.90	0.44
50:BS:31:SER:O	50:BS:32:LEU:C	2.51	0.44
24:AY:226:ASN:O	24:AY:230:LYS:HE3	2.18	0.44
35:BA:947:G:N3	35:BA:984:A:C2	2.83	0.44
49:BR:116:LEU:O	49:BR:117:VAL:HB	2.17	0.44
49:BR:55:ALA:CB	49:BR:79:LEU:CD1	2.96	0.44
17:AQ:45:HIS:CG	17:AQ:65:ILE:HD13	2.52	0.44
17:AQ:45:HIS:O	17:AQ:73:VAL:HG23	2.17	0.44
38:BD:241:PRO:C	38:BD:242:ARG:HG3	2.37	0.44
26:B1:73:LEU:CD2	26:B1:94:LEU:HD23	2.46	0.44
35:BA:1777:U:H2'	35:BA:1777:U:O2	2.17	0.44
35:BA:2240:C:C2'	35:BA:2241:A:H5'	2.47	0.44
51:BT:55:ASN:HD22	51:BT:58:ASN:ND2	2.14	0.44
24:AY:341:VAL:HG13	24:AY:352:VAL:CG1	2.47	0.44
1:AA:190:U:C2'	1:AA:191:G:H5'	2.47	0.44
35:BA:1314:C:C5'	35:BA:1314:C:H6	2.21	0.44
4:AD:18:LYS:C	4:AD:19:LEU:HD12	2.37	0.44
35:BA:234:C:H2'	35:BA:235:U:H6	1.82	0.44
1:AA:738:C:H2'	1:AA:739:C:C6	2.49	0.44
35:BA:1053:C:H2'	35:BA:1054:A:C5'	2.45	0.44
1:AA:182:U:H2'	1:AA:182:U:O2	2.16	0.44
51:BT:45:PHE:CE2	51:BT:63:VAL:HB	2.53	0.44
35:BA:117:G:C6	35:BA:119:A:C6	3.05	0.44
42:BH:18:GLU:HG3	42:BH:25:LYS:HB2	1.99	0.44
52:BU:26:GLY:O	52:BU:28:ARG:N	2.50	0.44
45:BN:121:LYS:HA	45:BN:121:LYS:HD2	1.81	0.44
35:BA:71:A:H5''	35:BA:72:U:O5'	2.17	0.44
46:BO:17:ARG:NH2	46:BO:47:ILE:HD11	2.32	0.44
21:AU:6:ARG:HE	21:AU:15:ARG:CZ	2.30	0.44
1:AA:398:C:H6	1:AA:398:C:O5'	2.00	0.44

Continued on next page...

Continued from previous page...

Atom-1	Atom-2	Interatomic distance (Å)	Clash overlap (Å)
26:B1:19:GLN:HB2	26:B1:35:THR:HG22	1.98	0.44
48:BQ:135:ASP:CG	57:BZ:49:ARG:NH1	2.70	0.44
6:AF:21:LEU:O	6:AF:24:GLU:N	2.48	0.44
22:AV:59:A:H2'	22:AV:60:U:H5'	1.98	0.44
10:AJ:43:ARG:HA	10:AJ:43:ARG:HD2	1.84	0.44
7:AG:136:LYS:HB3	7:AG:136:LYS:HE3	1.82	0.44
35:BA:706:A:H2'	35:BA:707:G:O4'	2.17	0.44
45:BN:82:LEU:HD23	45:BN:82:LEU:C	2.38	0.44
53:BV:38:LEU:H	53:BV:51:VAL:CG1	2.30	0.44
35:BA:90:U:H3'	35:BA:90:U:O2	2.17	0.44
40:BF:185:ASP:HA	40:BF:188:ARG:HD3	2.00	0.44
40:BF:148:LEU:CD2	40:BF:191:ARG:NH1	2.74	0.44
35:BA:80:G:O2'	35:BA:294:A:N1	2.50	0.44
35:BA:1204:A:N1	35:BA:1241:A:H2	2.15	0.44
35:BA:605:C:C2	35:BA:606:U:C6	3.05	0.44
40:BF:117:ARG:HH22	47:BP:5:ASP:N	2.14	0.44
33:B8:50:LEU:CG	33:B8:51:ALA:N	2.81	0.44
15:AO:62:GLN:O	15:AO:62:GLN:HG3	2.17	0.44
15:AO:65:ARG:HD2	15:AO:65:ARG:N	2.32	0.44
35:BA:1465:G:C2	35:BA:1466:G:C4	3.05	0.44
35:BA:1465:G:C4	35:BA:1466:G:C8	3.04	0.44
35:BA:2880:C:O5'	35:BA:2880:C:H6	2.00	0.44
20:AT:33:ILE:O	20:AT:37:SER:OG	2.33	0.44
43:BK:30:HIS:ND1	43:BK:59:ILE:HB	2.32	0.44
1:AA:193:C:N3	1:AA:194:C:N4	2.65	0.44
1:AA:786:G:C2	1:AA:797:C:O2	2.71	0.44
24:AY:635:GLU:HA	24:AY:636:PRO:HD2	1.81	0.44
53:BV:22:VAL:HG21	53:BV:94:LEU:HD12	1.99	0.44
4:AD:18:LYS:O	4:AD:19:LEU:HD12	2.17	0.44
45:BN:97:ARG:O	45:BN:101:HIS:HB2	2.16	0.44
1:AA:1217:C:H5'	1:AA:1218:C:OP2	2.16	0.44
5:AE:51:VAL:O	5:AE:52:PRO:C	2.53	0.44
9:AI:77:ILE:O	9:AI:78:LYS:C	2.55	0.44
35:BA:327:G:N2	35:BA:328:U:H1'	2.32	0.44
35:BA:2617:C:C2'	35:BA:2618:G:H5'	2.47	0.44
48:BQ:1:MET:CE	48:BQ:44:ALA:HB3	2.46	0.44
35:BA:1582:C:H6	35:BA:1582:C:O5'	2.00	0.44
38:BD:155:LEU:CD1	38:BD:155:LEU:N	2.80	0.44
52:BU:39:LEU:O	52:BU:42:ALA:N	2.51	0.44
1:AA:22:G:H2'	1:AA:23:C:C6	2.52	0.44
1:AA:1202:G:H2'	1:AA:1203:C:O4'	2.17	0.44

Continued on next page...

Continued from previous page...

Atom-1	Atom-2	Interatomic distance (Å)	Clash overlap (Å)
35:BA:1712:C:H2'	35:BA:1713:U:O4'	2.17	0.44
38:BD:14:ARG:HG3	38:BD:15:PHE:H	1.81	0.44
28:B3:15:TYR:HA	28:B3:16:PRO:HD3	1.73	0.44
35:BA:1306:C:H2'	35:BA:1307:A:C8	2.51	0.44
35:BA:939:G:H2'	35:BA:939:G:N3	2.31	0.44
35:BA:247:G:C8	35:BA:249:C:C6	3.05	0.44
35:BA:2895:U:C6	35:BA:2895:U:C3'	3.00	0.44
16:AP:50:LYS:O	16:AP:51:VAL:HG23	2.18	0.44
13:AM:4:ILE:HG22	13:AM:5:ALA:H	1.82	0.44
17:AQ:44:ALA:HA	17:AQ:71:PHE:O	2.17	0.44
9:AI:27:THR:HG22	9:AI:31:GLN:H	1.82	0.44
1:AA:229:U:O2'	1:AA:230:G:H5'	2.17	0.44
3:AC:43:LEU:C	3:AC:45:LYS:H	2.20	0.44
13:AM:113:PRO:O	13:AM:114:ARG:C	2.56	0.44
35:BA:415:A:O5'	35:BA:415:A:H8	2.00	0.44
13:AM:14:ARG:HE	13:AM:14:ARG:HB3	1.65	0.44
7:AG:52:GLU:O	7:AG:53:LYS:C	2.53	0.44
35:BA:993:G:C5	35:BA:994:C:H5	2.35	0.44
52:BU:84:LYS:HA	52:BU:84:LYS:HD3	1.81	0.44
53:BV:49:THR:HB	53:BV:50:PRO:HD2	1.99	0.44
33:B8:34:TRP:CD1	33:B8:34:TRP:O	2.70	0.44
35:BA:1057:A:H2'	35:BA:1058:G:C8	2.53	0.44
1:AA:945:G:N3	1:AA:946:A:C8	2.86	0.44
40:BF:39:TRP:CB	40:BF:101:LEU:HD22	2.48	0.44
41:BG:78:SER:HA	41:BG:83:ARG:HG2	2.00	0.44
19:AS:45:VAL:HA	19:AS:62:ILE:HG13	1.99	0.44
47:BP:47:ASP:HB3	47:BP:48:PRO:C	2.38	0.44
24:AY:679:VAL:HA	24:AY:680:PRO:HD3	1.72	0.44
1:AA:1123:A:H61	1:AA:1149:C:N4	2.15	0.44
20:AT:63:ILE:O	20:AT:66:ALA:N	2.50	0.44
43:BK:23:VAL:CG1	43:BK:27:LEU:HD22	2.42	0.44
35:BA:2056:G:N2	35:BA:2057:A:C8	2.85	0.44
13:AM:10:PRO:HG3	13:AM:18:ALA:HB1	2.00	0.44
13:AM:11:ARG:HG2	13:AM:12:ASN:N	2.31	0.44
26:B1:8:SER:HB3	26:B1:66:HIS:CD2	2.52	0.44
35:BA:2489:G:C6	35:BA:2490:G:C6	3.05	0.44
1:AA:192:U:C1'	20:AT:103:GLY:HA2	2.47	0.44
1:AA:691:G:H2'	1:AA:692:U:C6	2.52	0.44
14:AN:31:ARG:O	14:AN:32:SER:CB	2.60	0.44
8:AH:12:ARG:HH11	8:AH:26:VAL:HA	1.81	0.44
22:AV:4:G:O2'	22:AV:5:G:H8	2.00	0.44

Continued on next page...

Continued from previous page...

Atom-1	Atom-2	Interatomic distance (Å)	Clash overlap (Å)
24:AY:312:LEU:HB2	24:AY:331:TYR:HE2	1.82	0.44
1:AA:1275:A:C2'	1:AA:1276:G:H5'	2.46	0.44
35:BA:882:G:H22	35:BA:894:C:H42	1.64	0.44
35:BA:753:C:H2'	35:BA:754:C:C6	2.52	0.44
1:AA:460:G:O6	1:AA:470:C:H4'	2.18	0.44
46:BO:68:GLU:CB	46:BO:78:ARG:HB2	2.47	0.44
41:BG:25:TYR:OH	41:BG:168:GLU:OE1	2.25	0.44
9:AI:40:LEU:C	9:AI:42:ARG:H	2.21	0.44
1:AA:441:A:H2'	1:AA:442:C:H5'	2.00	0.44
1:AA:1442:G:H2'	51:BT:118:ARG:HH12	1.81	0.44
24:AY:576:ASP:O	24:AY:577:SER:C	2.55	0.44
32:B7:34:ARG:NH1	32:B7:39:ARG:HG3	2.33	0.44
5:AE:144:THR:N	5:AE:147:ASP:OD2	2.39	0.44
38:BD:176:ARG:NH1	38:BD:176:ARG:CG	2.78	0.44
1:AA:812:C:O2'	1:AA:813:U:P	2.74	0.44
1:AA:1430:C:C2	1:AA:1471:G:C2	3.06	0.44
1:AA:1162:C:C2	1:AA:1175:G:N2	2.85	0.44
5:AE:15:ARG:HG3	5:AE:28:PHE:CZ	2.53	0.44
35:BA:201:C:C4	35:BA:202:U:C5	3.05	0.44
35:BA:38:A:C2	35:BA:442:G:C2	3.05	0.44
35:BA:742:G:N1	35:BA:743:G:C5	2.86	0.44
13:AM:120:LYS:N	13:AM:121:LYS:HZ2	2.15	0.44
28:B3:4:LEU:O	28:B3:36:VAL:HA	2.16	0.44
53:BV:34:GLU:HG3	53:BV:56:SER:OG	2.17	0.44
24:AY:447:GLY:O	24:AY:448:GLN:C	2.55	0.44
35:BA:633:A:H2'	35:BA:634:C:H5'	1.99	0.44
22:AV:11:A:O2'	22:AV:12:G:H5'	2.17	0.44
35:BA:827:U:H4'	35:BA:828:U:O2	2.17	0.44
53:BV:39:LEU:HB3	53:BV:47:VAL:HG11	1.99	0.44
1:AA:696:A:O2'	1:AA:697:U:H5'	2.17	0.44
39:BE:134:ILE:HG22	39:BE:137:HIS:CB	2.48	0.44
2:AB:58:ILE:O	2:AB:61:LEU:N	2.46	0.44
40:BF:22:ALA:C	40:BF:24:LEU:N	2.70	0.44
24:AY:111:SER:OG	24:AY:141:LYS:HB3	2.17	0.44
24:AY:122:TRP:CZ2	24:AY:159:ALA:HB2	2.53	0.44
50:BS:35:ILE:O	50:BS:35:ILE:HG23	2.15	0.44
50:BS:53:SER:OG	50:BS:54:LEU:N	2.50	0.44
50:BS:35:ILE:CD1	50:BS:99:LYS:HE3	2.44	0.44
1:AA:1147:C:O2'	9:AI:16:ARG:HD2	2.18	0.44
40:BF:127:GLU:O	40:BF:127:GLU:CD	2.56	0.44
35:BA:1464:C:C2	35:BA:1465:G:C8	3.04	0.44

Continued on next page...

Continued from previous page...

Atom-1	Atom-2	Interatomic distance (Å)	Clash overlap (Å)
42:BH:13:LYS:C	42:BH:15:VAL:H	2.21	0.44
35:BA:260:G:C1'	35:BA:621:A:H1'	2.47	0.44
35:BA:620:G:H4'	35:BA:621:A:C5'	2.47	0.44
25:B0:38:VAL:HG12	25:B0:40:GLN:N	2.32	0.44
35:BA:2880:C:C4	35:BA:2881:C:H5	2.35	0.44
1:AA:1115:C:H2'	1:AA:1116:C:H6	1.81	0.44
5:AE:142:LEU:O	5:AE:143:ARG:CD	2.66	0.44
1:AA:741:G:C2'	1:AA:742:G:H5'	2.47	0.44
19:AS:63:THR:OG1	19:AS:64:GLU:N	2.47	0.44
35:BA:358:U:H2'	35:BA:359:A:C8	2.30	0.44
35:BA:1610:A:H4'	35:BA:1611:C:OP2	2.17	0.44
35:BA:1074:G:H2'	35:BA:1075:C:C6	2.52	0.44
1:AA:1512:U:H2'	1:AA:1513:A:H8	1.82	0.44
24:AY:308:PRO:O	24:AY:333:GLY:N	2.50	0.44
24:AY:605:ILE:CD1	24:AY:605:ILE:N	2.81	0.44
35:BA:744:G:H2'	35:BA:744:G:N3	2.32	0.44
51:BT:126:ALA:C	51:BT:128:GLU:N	2.70	0.44
37:BC:179:ALA:O	37:BC:180:SER:C	2.54	0.44
35:BA:392:C:H2'	35:BA:393:C:H6	1.81	0.44
38:BD:175:LEU:HA	38:BD:175:LEU:HD23	1.78	0.44
1:AA:1329:A:H4'	13:AM:24:GLY:O	2.18	0.44
1:AA:476:G:O2'	1:AA:477:A:H5'	2.16	0.44
1:AA:1345:U:OP1	9:AI:120:ARG:NH1	2.50	0.44
1:AA:1005:A:OP1	1:AA:1024:G:N2	2.50	0.44
35:BA:229:A:H3'	35:BA:230:U:C5'	2.43	0.44
38:BD:131:LEU:HD13	38:BD:136:ILE:CD1	2.46	0.44
35:BA:1472:A:C2'	35:BA:1473:G:H5'	2.47	0.44
35:BA:1573:G:C2'	35:BA:1574:C:H5'	2.46	0.44
16:AP:4:ILE:O	16:AP:66:PRO:HA	2.17	0.44
35:BA:1131:G:N2	35:BA:1132:A:C4	2.85	0.44
1:AA:1360:A:H8	1:AA:1360:A:OP2	2.00	0.44
35:BA:1307:A:C2	35:BA:1308:A:C8	3.06	0.44
55:BX:18:TYR:O	55:BX:20:GLY:N	2.51	0.44
35:BA:1565:C:H2'	38:BD:21:PHE:HE2	1.82	0.44
35:BA:428:A:H3'	35:BA:429:A:C8	2.53	0.44
7:AG:17:VAL:HB	7:AG:18:TYR:HD1	1.82	0.44
15:AO:55:GLY:HA2	15:AO:58:MET:CE	2.48	0.44
28:B3:4:LEU:HD23	28:B3:58:VAL:HA	1.99	0.44
1:AA:33:A:H2'	1:AA:33:A:N3	2.33	0.44
1:AA:1432:G:O5'	1:AA:1432:G:H8	2.01	0.44
35:BA:2366:A:O5'	35:BA:2366:A:H8	1.99	0.44

Continued on next page...

Continued from previous page...

Atom-1	Atom-2	Interatomic distance (Å)	Clash overlap (Å)
35:BA:1994:C:OP2	39:BE:127:ASP:HB2	2.17	0.44
14:AN:15:LYS:O	14:AN:16:PHE:C	2.56	0.44
52:BU:59:ARG:O	52:BU:62:ILE:HB	2.18	0.44
53:BV:39:LEU:HD13	53:BV:51:VAL:HA	1.97	0.44
53:BV:4:ILE:HB	53:BV:39:LEU:O	2.18	0.44
35:BA:1485:G:C3'	35:BA:1485:G:C8	3.00	0.44
35:BA:1747(A):G:C3'	35:BA:1748:G:H5''	2.43	0.44
33:B8:28:GLY:CA	33:B8:32:LEU:HD21	2.47	0.44
57:BZ:149:SER:HB2	57:BZ:172:ALA:O	2.18	0.44
42:BH:46:GLU:CG	42:BH:51:ARG:HB2	2.48	0.44
1:AA:969:A:N1	1:AA:970:C:C2	2.86	0.44
13:AM:91:ARG:HH21	19:AS:81:ARG:HH21	1.65	0.44
35:BA:142:A:H1'	35:BA:1408:C:C1'	2.27	0.44
43:BK:93:ARG:CB	57:BZ:112:ARG:HE	2.31	0.44
38:BD:32:SER:O	38:BD:36:PRO:CG	2.54	0.44
9:AI:20:ARG:O	9:AI:60:ASP:N	2.43	0.44
30:B5:44:THR:CG2	49:BR:101:ALA:N	2.81	0.44
35:BA:835:A:O2'	35:BA:836:G:H5'	2.18	0.44
47:BP:31:ALA:C	47:BP:33:ARG:H	2.20	0.44
24:AY:688:ILE:HD12	24:AY:688:ILE:N	2.30	0.44
35:BA:569:U:OP1	35:BA:945:A:C8	2.70	0.44
27:B2:57:ILE:HG22	27:B2:61:LEU:CD1	2.47	0.44
43:BK:23:VAL:CG1	43:BK:23:VAL:O	2.65	0.44
35:BA:1658:C:C2	35:BA:1659:U:C5	3.06	0.44
1:AA:1505:G:H4'	1:AA:1506:U:C5'	2.47	0.44
1:AA:1054:C:O2	1:AA:1054:C:C2'	2.65	0.44
35:BA:777:A:C2	35:BA:778:G:C4	3.05	0.44
35:BA:2885:C:H6	35:BA:2885:C:O5'	2.00	0.44
36:BB:110:G:O2'	36:BB:111:G:H5'	2.17	0.44
39:BE:184:VAL:O	39:BE:186:GLY:N	2.42	0.44
39:BE:76:ARG:O	39:BE:77:ILE:O	2.34	0.44
12:AL:27:LEU:C	12:AL:29:GLY:N	2.69	0.44
11:AK:124:LYS:HB3	11:AK:125:PHE:CD1	2.52	0.44
48:BQ:27:VAL:O	48:BQ:28:ALA:CB	2.62	0.44
8:AH:109:ILE:CG1	8:AH:110:ALA:N	2.74	0.44
35:BA:154(A):C:H3'	35:BA:155:U:C4'	2.48	0.44
35:BA:154(A):C:H3'	35:BA:155:U:H4'	1.98	0.44
53:BV:13:ARG:HG2	53:BV:13:ARG:NH1	2.29	0.44
35:BA:1114:G:H2'	35:BA:1115:G:C5'	2.47	0.44
1:AA:159:G:N1	1:AA:163:C:N4	2.65	0.44
54:BW:6:ILE:HG21	54:BW:8:ARG:HH12	1.83	0.44

Continued on next page...

Continued from previous page...

Atom-1	Atom-2	Interatomic distance (Å)	Clash overlap (Å)
9:AI:74:ILE:HG22	9:AI:74:ILE:O	2.17	0.44
7:AG:87:VAL:HG22	7:AG:151:TYR:O	2.16	0.44
14:AN:18:VAL:CG2	14:AN:19:ARG:N	2.80	0.44
35:BA:845:G:C8	35:BA:845:G:OP2	2.59	0.44
47:BP:71:VAL:O	47:BP:71:VAL:CG2	2.63	0.44
1:AA:1370:G:C2	1:AA:1371:G:N7	2.86	0.44
35:BA:1647:G:OP2	35:BA:1647:G:H3'	2.17	0.44
43:BK:15:GLY:N	43:BK:41:PHE:HE2	2.16	0.44
6:AF:8:ILE:CD1	6:AF:26:ILE:HD13	2.47	0.44
35:BA:2033:A:O2'	35:BA:2034:U:P	2.75	0.44
41:BG:164:GLU:O	41:BG:165:THR:CG2	2.65	0.44
35:BA:1500:G:C6	35:BA:1501:C:C4	3.05	0.44
1:AA:851:G:C4	1:AA:852:G:C8	3.06	0.44
49:BR:18:LEU:HD23	49:BR:18:LEU:C	2.38	0.44
32:B7:37:LYS:HE2	35:BA:469:G:O6	2.18	0.44
1:AA:135:C:H2'	1:AA:136:C:H5'	1.99	0.44
2:AB:90:MET:HE2	2:AB:90:MET:HA	1.99	0.44
1:AA:16:A:N1	1:AA:919:A:C2	2.86	0.44
15:AO:64:ARG:CZ	15:AO:64:ARG:CB	2.96	0.44
1:AA:1426:C:H2'	1:AA:1427:U:C6	2.52	0.44
1:AA:767:A:H2'	1:AA:768:A:C8	2.53	0.44
36:BB:46:A:C6	36:BB:47:C:C4	3.05	0.44
5:AE:140:ARG:HE	5:AE:140:ARG:HB2	1.58	0.44
1:AA:427:U:C4	1:AA:428:G:C6	3.06	0.44
1:AA:600:C:H4'	8:AH:128:GLY:O	2.17	0.44
1:AA:542:G:H5'	4:AD:41:GLY:HA2	1.99	0.44
24:AY:495:GLY:N	24:AY:510:VAL:O	2.51	0.44
41:BG:138:GLN:CD	41:BG:153:ARG:HG2	2.38	0.44
52:BU:88:ILE:CG1	52:BU:88:ILE:O	2.49	0.44
55:BX:14:SER:N	55:BX:17:ALA:HB3	2.33	0.44
56:BY:96:ILE:HG22	56:BY:97:ARG:N	2.32	0.44
35:BA:109:G:O2'	35:BA:110:G:H5'	2.18	0.44
51:BT:91:ARG:CB	51:BT:116:ALA:HA	2.47	0.44
24:AY:260:LEU:N	24:AY:260:LEU:HD13	2.33	0.44
35:BA:1258:C:C2	35:BA:1259:G:C8	3.06	0.44
48:BQ:109:VAL:HG11	48:BQ:113:GLN:HB2	1.97	0.44
10:AJ:32:ALA:H	10:AJ:78:ASN:CG	2.21	0.44
57:BZ:5:LEU:HD13	57:BZ:59:LEU:CD2	2.47	0.44
41:BG:75:LYS:O	41:BG:76:SER:OG	2.30	0.44
40:BF:65:TRP:HZ3	40:BF:75:HIS:CD2	2.27	0.44
33:B8:56:GLU:C	33:B8:58:ILE:H	2.20	0.44

Continued on next page...

Continued from previous page...

Atom-1	Atom-2	Interatomic distance (Å)	Clash overlap (Å)
4:AD:92:VAL:O	4:AD:95:GLY:N	2.51	0.44
35:BA:1542:A:C3'	35:BA:1542:A:C8	2.97	0.44
45:BN:28:THR:HG23	45:BN:29:LYS:N	2.33	0.44
45:BN:58:ASP:C	45:BN:60:ILE:H	2.19	0.44
3:AC:83:ARG:O	3:AC:86:VAL:N	2.50	0.44
35:BA:2262:U:C2'	35:BA:2263:C:H5''	2.47	0.44
18:AR:31:LEU:HD23	18:AR:31:LEU:N	2.30	0.44
35:BA:1782:C:C6	35:BA:2609:U:C5	3.06	0.44
26:B1:68:PRO:O	26:B1:70:VAL:N	2.50	0.44
42:BH:54:ARG:NH1	42:BH:62:LYS:HA	2.32	0.44
7:AG:155:ARG:HE	7:AG:155:ARG:HB2	1.64	0.44
24:AY:334:THR:HG23	24:AY:369:LEU:C	2.38	0.44
1:AA:472:A:H2'	1:AA:473:G:O4'	2.17	0.44
53:BV:2:PHE:HB3	53:BV:41:GLY:C	2.38	0.44
35:BA:597:U:H2'	35:BA:598:G:C8	2.53	0.44
13:AM:37:THR:HG21	13:AM:56:LEU:CD2	2.47	0.44
1:AA:1493:A:H3'	35:BA:1913:A:N1	2.33	0.44
35:BA:750:A:C2	35:BA:753:C:C6	3.06	0.44
54:BW:41:LYS:C	54:BW:43:GLY:N	2.71	0.44
41:BG:16:ARG:N	41:BG:17:PRO:HD2	2.33	0.44
2:AB:95:GLN:HE21	2:AB:147:LYS:CE	2.31	0.44
37:BC:149:ASN:HD22	37:BC:149:ASN:C	2.18	0.44
3:AC:119:ARG:O	3:AC:122:GLU:HB2	2.18	0.44
18:AR:44:LEU:O	18:AR:45:SER:C	2.55	0.44
35:BA:1582:C:C2	35:BA:1583:A:C8	3.05	0.44
35:BA:26:G:OP1	54:BW:80:PRO:HB3	2.18	0.44
2:AB:98:LEU:O	2:AB:101:MET:HB2	2.16	0.44
20:AT:69:GLY:O	20:AT:73:HIS:CE1	2.71	0.44
35:BA:1472:A:H2'	35:BA:1473:G:C8	2.53	0.44
35:BA:2672:G:H3'	35:BA:2673:G:H5''	1.98	0.44
35:BA:990:A:H62	35:BA:1186:G:H1'	1.82	0.44
35:BA:1573:G:H2'	35:BA:1574:C:C5'	2.45	0.44
1:AA:1424:C:H2'	1:AA:1425:U:C6	2.49	0.44
1:AA:1378:C:OP1	7:AG:7:ALA:CB	2.65	0.44
24:AY:616:TYR:O	24:AY:617:MET:C	2.55	0.44
18:AR:72:ARG:O	18:AR:73:ALA:C	2.56	0.44
1:AA:1518:A:C2	1:AA:1519:A:C2	3.06	0.44
1:AA:841:U:C3'	1:AA:848:C:H5'	2.48	0.44
1:AA:891:U:H2'	1:AA:892:A:C8	2.53	0.44
4:AD:74:GLN:HE22	4:AD:137:SER:HB3	1.83	0.44
1:AA:502:G:OP1	12:AL:118:SER:HB3	2.18	0.44

Continued on next page...

Continued from previous page...

Atom-1	Atom-2	Interatomic distance (Å)	Clash overlap (Å)
1:AA:1419:G:C6	1:AA:1482:G:C2	3.05	0.44
3:AC:99:VAL:O	3:AC:99:VAL:HG23	2.17	0.44
22:AV:15:G:H8	22:AV:15:G:O5'	2.00	0.44
48:BQ:66:ILE:O	48:BQ:66:ILE:HG13	2.17	0.44
50:BS:59:LYS:HE3	50:BS:59:LYS:HB2	1.78	0.44
35:BA:452:G:N3	35:BA:457:A:H2	2.15	0.44
42:BH:108:GLY:O	42:BH:109:PHE:C	2.55	0.44
1:AA:509:A:N1	1:AA:510:A:C2	2.86	0.44
24:AY:568:TYR:CD2	24:AY:569:ASP:HB2	2.53	0.44
29:B4:10:VAL:CG1	29:B4:27:THR:HA	2.47	0.44
41:BG:56:ALA:HB1	41:BG:153:ARG:NH2	2.33	0.44
35:BA:559:G:C6	35:BA:560:C:C4	3.06	0.44
53:BV:39:LEU:N	53:BV:39:LEU:HD22	2.32	0.44
31:B6:27:LYS:HB3	31:B6:32:ASN:ND2	2.32	0.44
35:BA:2370:G:H2'	35:BA:2371:G:O4'	2.18	0.44
10:AJ:38:ILE:HG13	10:AJ:71:LEU:HB3	2.00	0.44
2:AB:214:ILE:O	2:AB:218:ALA:HB2	2.16	0.44
40:BF:3:GLU:CB	40:BF:24:LEU:HG	2.47	0.44
24:AY:106:VAL:O	24:AY:108:PHE:HD2	2.00	0.44
55:BX:35:THR:CG2	55:BX:36:LYS:N	2.81	0.44
10:AJ:23:ILE:HG23	10:AJ:85:LEU:HD22	2.00	0.44
40:BF:64:ILE:CD1	40:BF:65:TRP:CE3	3.01	0.44
35:BA:510:C:OP1	35:BA:511:U:OP2	2.36	0.44
35:BA:620:G:H5''	35:BA:620:G:N3	2.33	0.44
46:BO:104:ARG:NE	51:BT:33:LYS:HE3	2.30	0.44
27:B2:58:ALA:O	27:B2:62:THR:N	2.43	0.44
35:BA:1453:U:H2'	35:BA:1455:G:C8	2.53	0.44
1:AA:1150:U:O4	1:AA:1151:A:N6	2.51	0.44
15:AO:82:ILE:CD1	15:AO:82:ILE:C	2.60	0.44
35:BA:1782:C:C2'	35:BA:1783:A:H5'	2.45	0.44
1:AA:1197:G:OP1	1:AA:1198:G:OP2	2.36	0.44
1:AA:1367:C:H4'	10:AJ:48:THR:HG21	1.98	0.44
35:BA:2837:G:O5'	35:BA:2837:G:H8	2.01	0.44
35:BA:2840:C:H2'	35:BA:2841:C:C6	2.52	0.44
35:BA:1788:C:H2'	35:BA:1789:A:C8	2.51	0.44
24:AY:334:THR:HG23	24:AY:369:LEU:O	2.17	0.44
39:BE:50:GLY:HA2	39:BE:78:LEU:HB3	1.98	0.44
24:AY:65:ILE:HD12	24:AY:65:ILE:H	1.81	0.44
35:BA:1945:G:C6	35:BA:1946:U:C4	3.06	0.44
55:BX:65:ARG:HG2	55:BX:66:LEU:N	2.32	0.44
1:AA:217:C:O2'	1:AA:470:C:N4	2.51	0.44

Continued on next page...

Continued from previous page...

Atom-1	Atom-2	Interatomic distance (Å)	Clash overlap (Å)
1:AA:1309:G:C6	1:AA:1329:A:N1	2.86	0.44
35:BA:2406:U:N3	47:BP:72:PRO:HB2	2.32	0.44
35:BA:290:G:C5	35:BA:291:C:C5	3.06	0.44
1:AA:1358:U:O2'	1:AA:1359:C:H5'	2.17	0.44
35:BA:443:A:H1'	35:BA:1201:C:O4'	2.18	0.44
35:BA:2781:A:H5''	35:BA:2782:G:H5'	2.00	0.44
35:BA:1798:U:O2	35:BA:1802:A:H2	2.01	0.44
20:AT:45:GLN:C	20:AT:45:GLN:NE2	2.71	0.44
4:AD:133:VAL:HG12	4:AD:135:LEU:H	1.83	0.44
1:AA:728:A:C6	1:AA:729:A:N6	2.86	0.44
1:AA:1097:C:H2'	1:AA:1098:C:H6	1.83	0.44
1:AA:1090:U:H4'	1:AA:1170:A:H2	1.78	0.44
35:BA:123:G:O5'	35:BA:123:G:H8	2.00	0.44
1:AA:756:C:H2'	1:AA:757:U:O4'	2.17	0.44
1:AA:523:A:H61	12:AL:53:ARG:NH1	2.15	0.44
35:BA:1226:A:C2'	35:BA:1227:G:H5'	2.47	0.44
35:BA:1133:U:O4	35:BA:2026:C:H1'	2.17	0.44
35:BA:949:C:H2'	35:BA:950:G:C8	2.49	0.44
20:AT:93:GLU:C	20:AT:95:ALA:N	2.70	0.44
1:AA:219:C:C4	1:AA:220:G:C8	3.06	0.44
48:BQ:42:ILE:HG23	48:BQ:46:GLN:HB3	1.99	0.44
35:BA:1234:U:H2'	35:BA:1235:G:O4'	2.18	0.44
1:AA:684:A:H2'	1:AA:685:G:H8	1.83	0.44
35:BA:1414:G:O6	35:BA:1588:C:N4	2.30	0.44
1:AA:1440:C:C2	1:AA:1462:G:C2	3.06	0.44
2:AB:24:TRP:CD1	2:AB:24:TRP:N	2.80	0.44
35:BA:70:G:H5''	35:BA:112:U:O2	2.18	0.44
55:BX:26:TYR:CD1	55:BX:26:TYR:N	2.86	0.44
35:BA:1675:C:O2	39:BE:129:HIS:HA	2.17	0.44
24:AY:296:GLY:O	24:AY:297:GLU:HB3	2.17	0.44
35:BA:823:G:C6	35:BA:824:A:C6	3.06	0.44
12:AL:117:ARG:NH2	12:AL:124:LYS:HA	2.32	0.44
29:B4:6:HIS:HB3	29:B4:7:PRO:HD2	1.99	0.44
52:BU:79:PHE:CE1	52:BU:83:LEU:HD21	2.52	0.44
35:BA:105:C:H2'	35:BA:105:C:O2	2.18	0.44
56:BY:31:LEU:HB2	56:BY:32:PRO:HA	2.00	0.44
56:BY:31:LEU:CD2	56:BY:31:LEU:H	2.31	0.44
35:BA:643:A:C2'	35:BA:644:A:H5'	2.47	0.44
1:AA:1237:C:H3'	1:AA:1336:C:H41	1.83	0.44
42:BH:44:VAL:HG12	42:BH:45:VAL:H	1.82	0.44
27:B2:67:LYS:O	27:B2:69:ARG:N	2.51	0.44

Continued on next page...

Continued from previous page...

Atom-1	Atom-2	Interatomic distance (Å)	Clash overlap (Å)
24:AY:165:GLN:C	24:AY:166:LEU:HD12	2.38	0.44
24:AY:214:GLU:O	24:AY:218:GLU:N	2.47	0.44
24:AY:86:GLY:O	24:AY:88:VAL:N	2.41	0.44
39:BE:57:LYS:HE2	39:BE:63:LEU:HD11	2.00	0.44
35:BA:1599:C:OP2	55:BX:36:LYS:HD3	2.17	0.44
35:BA:272(H):C:H5'	35:BA:272(H):C:C6	2.33	0.44
38:BD:67:PHE:HD1	38:BD:67:PHE:HA	1.60	0.44
28:B3:56:VAL:CG1	28:B3:57:GLU:H	2.30	0.44
35:BA:27:G:C2'	35:BA:28:A:OP2	2.66	0.44
33:B8:49:VAL:O	33:B8:53:PRO:CG	2.66	0.44
40:BF:9:ILE:HG23	40:BF:13:SER:O	2.17	0.44
35:BA:569:U:O4	35:BA:570:G:C6	2.70	0.44
35:BA:960:A:H5''	35:BA:961:C:OP1	2.17	0.44
35:BA:1141:U:OP1	45:BN:25:ARG:NH1	2.51	0.44
53:BV:62:LEU:CD2	53:BV:62:LEU:H	2.29	0.44
1:AA:1115:C:O2'	1:AA:1116:C:H5'	2.18	0.44
38:BD:77:ALA:CB	38:BD:97:TYR:HA	2.48	0.44
47:BP:84:ASN:CB	47:BP:86:LYS:HB3	2.48	0.44
55:BX:7:VAL:HG12	55:BX:8:ILE:CG1	2.48	0.44
55:BX:64:LYS:NZ	55:BX:73:ARG:NH2	2.66	0.44
35:BA:2074:U:H2'	35:BA:2075:U:H6	1.74	0.44
24:AY:373:ASP:C	24:AY:374:LEU:HD12	2.38	0.44
4:AD:26:CYS:O	4:AD:31:CYS:HB2	2.17	0.44
35:BA:661:C:O3'	47:BP:18:ARG:HD2	2.18	0.44
48:BQ:56:ARG:HH21	57:BZ:180:VAL:CG2	2.29	0.44
11:AK:20:TYR:C	11:AK:21:ILE:HD12	2.37	0.44
11:AK:21:ILE:CD1	11:AK:21:ILE:N	2.79	0.44
39:BE:176:ILE:CG2	39:BE:178:GLU:HB3	2.47	0.44
37:BC:29:LEU:C	37:BC:29:LEU:HD23	2.37	0.44
1:AA:436:C:O2'	1:AA:437:U:P	2.76	0.44
51:BT:45:PHE:HE2	51:BT:63:VAL:HB	1.82	0.44
35:BA:839:U:H2'	35:BA:840:C:H6	1.79	0.44
2:AB:97:TRP:CZ3	2:AB:173:ALA:HA	2.52	0.44
1:AA:402:G:C5	1:AA:403:C:C5	3.06	0.44
1:AA:992:U:O2	1:AA:992:U:H2'	2.16	0.44
40:BF:16:GLY:O	40:BF:17:ARG:HG3	2.17	0.44
42:BH:106:THR:C	42:BH:107:VAL:HG13	2.37	0.44
35:BA:1132:A:C4	35:BA:1133:U:C5	3.06	0.44
24:AY:290:LYS:HD3	24:AY:298:VAL:HG21	2.00	0.44
35:BA:1105:U:H6	35:BA:1105:U:O5'	2.01	0.44
1:AA:45:U:H2'	1:AA:46:G:C8	2.53	0.44

Continued on next page...

Continued from previous page...

Atom-1	Atom-2	Interatomic distance (Å)	Clash overlap (Å)
3:AC:23:TYR:O	3:AC:24:ALA:HB2	2.18	0.44
35:BA:2134:A:C2	35:BA:2159:G:O2'	2.67	0.44
45:BN:3:THR:HG22	45:BN:4:TYR:H	1.83	0.44
21:AU:13:ILE:C	21:AU:15:ARG:N	2.70	0.44
32:B7:48:LYS:HB3	32:B7:48:LYS:HE2	1.69	0.44
35:BA:2467:C:O2	48:BQ:124:LYS:NZ	2.51	0.44
1:AA:1386:G:O2'	1:AA:1387:G:H5'	2.18	0.44
40:BF:69:HIS:CD2	40:BF:69:HIS:N	2.84	0.44
39:BE:86:PRO:HB2	39:BE:87:GLU:H	1.63	0.44
41:BG:102:PHE:O	41:BG:105:LYS:N	2.49	0.44
52:BU:55:ARG:HA	52:BU:58:ARG:HB2	1.98	0.44
52:BU:59:ARG:NH1	52:BU:59:ARG:HG2	2.30	0.44
35:BA:271(E):U:H3	35:BA:271(S):G:H1	1.66	0.44
35:BA:2868:A:N6	35:BA:2869:G:C6	2.86	0.44
35:BA:1600:C:O2	35:BA:1600:C:C2'	2.65	0.44
36:BB:38:C:O2	36:BB:48:A:H1'	2.16	0.44
42:BH:42:ARG:CG	42:BH:42:ARG:HH11	2.31	0.44
46:BO:112:MET:O	46:BO:113:LYS:C	2.56	0.44
46:BO:22:ILE:O	46:BO:23:ARG:HB3	2.17	0.44
20:AT:33:ILE:HG21	20:AT:63:ILE:HG12	1.99	0.44
42:BH:65:HIS:HE1	42:BH:69:ARG:NH1	2.16	0.44
35:BA:361:G:H3'	35:BA:362:U:H5''	2.00	0.44
3:AC:34:LEU:CD2	3:AC:34:LEU:O	2.66	0.44
1:AA:973:G:O4'	10:AJ:55:LYS:HE2	2.18	0.44
8:AH:100:ILE:HD11	8:AH:112:LEU:HD11	1.99	0.44
8:AH:86:ILE:HG21	8:AH:133:LEU:HD22	1.99	0.44
35:BA:2172:U:H1'	35:BA:2173:A:OP1	2.18	0.44
35:BA:910:A:C6	35:BA:911:A:C6	3.06	0.44
35:BA:861:A:C2	35:BA:917:A:C4	3.05	0.44
53:BV:28:GLU:HB2	53:BV:31:ALA:HB3	1.97	0.44
53:BV:31:ALA:C	53:BV:61:VAL:HG12	2.38	0.44
1:AA:1206:G:O2'	1:AA:1207:G:H5'	2.17	0.44
33:B8:29:LYS:HD2	33:B8:44:LYS:CG	2.39	0.44
48:BQ:76:LYS:HB3	48:BQ:91:GLU:HG3	2.00	0.44
35:BA:2843:G:C2	35:BA:2875:C:N3	2.86	0.44
27:B2:48:HIS:CD2	35:BA:96:G:H4'	2.52	0.44
1:AA:1287:A:C6	1:AA:1288:A:C6	3.05	0.44
22:AV:41:C:O2'	22:AV:42:G:H5'	2.17	0.44
35:BA:298:G:H8	35:BA:298:G:O5'	2.01	0.44
47:BP:13:ASN:HD22	47:BP:13:ASN:N	2.14	0.44
47:BP:122:PRO:HG3	47:BP:141:ALA:HB3	1.98	0.44

Continued on next page...

Continued from previous page...

Atom-1	Atom-2	Interatomic distance (Å)	Clash overlap (Å)
51:BT:29:ARG:HD2	51:BT:29:ARG:HA	1.68	0.44
1:AA:1359:C:OP2	14:AN:22:THR:HG21	2.18	0.44
26:B1:4:VAL:CG2	26:B1:10:LYS:O	2.62	0.44
20:AT:73:HIS:HB3	20:AT:74:LYS:H	1.54	0.44
17:AQ:18:THR:HG23	17:AQ:69:LYS:HE3	2.00	0.44
1:AA:817:C:C5	1:AA:819:A:H1'	2.52	0.44
46:BO:52:VAL:C	46:BO:53:LYS:HG3	2.38	0.44
45:BN:57:ALA:CB	45:BN:124:ALA:HA	2.48	0.44
1:AA:597:G:H1'	1:AA:644:G:N2	2.32	0.44
1:AA:645:C:H2'	1:AA:646:U:C6	2.53	0.44
6:AF:87:ARG:CG	6:AF:87:ARG:NH1	2.77	0.44
35:BA:245:G:H5'	47:BP:73:GLY:HA2	2.00	0.44
51:BT:132:LYS:HG2	51:BT:133:GLU:H	1.83	0.44
1:AA:977:A:C2'	1:AA:978:A:H5'	2.48	0.44
1:AA:315:A:O2'	1:AA:316:G:OP2	2.36	0.44
46:BO:47:ILE:O	46:BO:48:PRO:O	2.35	0.44
4:AD:100:ARG:HB3	4:AD:102:ASP:OD1	2.17	0.44
35:BA:201:C:C5	35:BA:202:U:H5	2.33	0.44
35:BA:1499:C:H2'	35:BA:1500:G:O4'	2.17	0.44
35:BA:496:G:H2'	35:BA:497:A:O4'	2.18	0.44
1:AA:1440:C:C2'	1:AA:1441:G:H5'	2.48	0.44
2:AB:25:ASN:HA	2:AB:26:PRO:HD2	1.87	0.44
1:AA:303:A:H2'	1:AA:304:U:O4'	2.17	0.44
6:AF:70:ASP:N	6:AF:70:ASP:OD1	2.50	0.44
3:AC:42:LEU:O	3:AC:42:LEU:HD12	2.18	0.44
48:BQ:74:TYR:HA	48:BQ:74:TYR:HD1	1.61	0.44
35:BA:2818:G:N2	35:BA:2829:C:C2	2.86	0.44
1:AA:563:A:N7	1:AA:567:G:H1'	2.33	0.44
35:BA:999:U:H5''	35:BA:1154:G:O6	2.18	0.43
52:BU:91:ASP:O	52:BU:95:LEU:HB2	2.18	0.43
53:BV:49:THR:HB	53:BV:50:PRO:CD	2.48	0.43
22:AV:17:C:C5	22:AV:17(A):U:O4	2.70	0.43
31:B6:25:LYS:O	35:BA:2286:A:N1	2.50	0.43
35:BA:631:A:H1'	35:BA:2415:G:O2'	2.17	0.43
35:BA:826:U:OP1	35:BA:2428:G:H5''	2.18	0.43
33:B8:25:MET:HG3	47:BP:64:LYS:HB2	2.00	0.43
50:BS:90:GLY:C	50:BS:92:TYR:H	2.21	0.43
35:BA:1057:A:H2'	35:BA:1058:G:H8	1.83	0.43
1:AA:1305:G:H22	1:AA:1331:G:C2'	2.27	0.43
1:AA:1305:G:H5''	21:AU:4:GLY:C	2.39	0.43
35:BA:2453:A:H2'	35:BA:2454:G:H8	1.83	0.43

Continued on next page...

Continued from previous page...

Atom-1	Atom-2	Interatomic distance (Å)	Clash overlap (Å)
35:BA:2574:G:H2'	35:BA:2575:C:C6	2.52	0.43
35:BA:1858:G:H8	35:BA:1858:G:OP2	2.02	0.43
13:AM:91:ARG:NH2	19:AS:81:ARG:NH2	2.66	0.43
40:BF:24:LEU:CB	40:BF:25:PRO:HD2	2.29	0.43
41:BG:106:LEU:HD12	41:BG:110:ALA:CB	2.48	0.43
36:BB:29:A:H3'	50:BS:32:LEU:HD11	2.00	0.43
57:BZ:96:VAL:HG22	57:BZ:97:GLU:N	2.33	0.43
35:BA:1998:G:OP2	39:BE:136:ARG:NH2	2.41	0.43
30:B5:41:PRO:O	30:B5:44:THR:OG1	2.18	0.43
33:B8:56:GLU:O	33:B8:58:ILE:N	2.51	0.43
35:BA:1902:C:C5'	38:BD:246:PRO:HD3	2.48	0.43
47:BP:125:VAL:HG13	47:BP:125:VAL:O	2.17	0.43
35:BA:805:G:H4'	35:BA:806:C:OP2	2.18	0.43
35:BA:570:G:O6	35:BA:2499:C:OP1	2.36	0.43
35:BA:1042:G:H2'	35:BA:1043:C:C6	2.53	0.43
15:AO:82:ILE:HG12	15:AO:87:ILE:CG1	2.46	0.43
1:AA:1497:G:C2'	1:AA:1498:U:H5'	2.47	0.43
23:AX:11:U:H2'	23:AX:11:U:O2	2.18	0.43
3:AC:150:LYS:O	3:AC:151:VAL:HG23	2.17	0.43
26:B1:67:ILE:N	26:B1:68:PRO:CD	2.75	0.43
24:AY:153:MET:HA	24:AY:157:LEU:HD21	1.99	0.43
35:BA:650:C:H2'	35:BA:651:G:H5''	2.00	0.43
24:AY:530:VAL:CG1	24:AY:531:GLY:N	2.66	0.43
7:AG:156:TRP:CG	7:AG:156:TRP:OXT	2.70	0.43
24:AY:334:THR:CG2	24:AY:370:LYS:HG2	2.46	0.43
35:BA:190:A:H3'	35:BA:204:A:H61	1.83	0.43
12:AL:75:HIS:CD2	12:AL:77:LEU:CB	2.99	0.43
5:AE:145:LYS:HB2	8:AH:107:LEU:HD21	2.00	0.43
45:BN:65:LYS:CB	45:BN:69:GLN:HG3	2.40	0.43
1:AA:1217:C:H5'	14:AN:9:LYS:HE2	1.99	0.43
29:B4:23:GLU:O	29:B4:24:THR:CG2	2.66	0.43
24:AY:612:THR:HA	24:AY:613:PRO:HD3	1.89	0.43
41:BG:31:VAL:CG2	41:BG:32:PRO:CD	2.93	0.43
24:AY:228:MET:HE2	24:AY:229:LEU:CD2	2.48	0.43
54:BW:68:ARG:CA	54:BW:110:LYS:HG2	2.47	0.43
35:BA:1052:C:O2'	35:BA:1053:C:P	2.76	0.43
43:BK:134:MET:HG3	43:BK:136:VAL:HG12	2.00	0.43
35:BA:2404:C:H2'	35:BA:2405:G:O4'	2.18	0.43
51:BT:118:ARG:HG2	51:BT:121:ILE:HD12	2.00	0.43
32:B7:33:ARG:NH1	32:B7:33:ARG:HB2	2.33	0.43
12:AL:111:LYS:O	12:AL:112:ASP:CB	2.60	0.43

Continued on next page...

Continued from previous page...

Atom-1	Atom-2	Interatomic distance (Å)	Clash overlap (Å)
35:BA:2745:C:H4'	42:BH:142:GLY:O	2.17	0.43
39:BE:188:VAL:CG2	39:BE:189:PRO:HD2	2.48	0.43
24:AY:573:HIS:HD2	24:AY:575:VAL:H	1.66	0.43
35:BA:2657:A:H3'	35:BA:2658:C:H6	1.83	0.43
42:BH:159:GLU:O	42:BH:160:LYS:O	2.35	0.43
20:AT:84:LEU:O	20:AT:86:ARG:N	2.50	0.43
45:BN:122:VAL:CG1	45:BN:123:TYR:N	2.76	0.43
1:AA:756:C:O2'	1:AA:757:U:H5'	2.18	0.43
35:BA:2539:C:O2	35:BA:2539:C:C2'	2.66	0.43
35:BA:1931:U:O2'	35:BA:1932:A:H5'	2.18	0.43
36:BB:81:G:N3	36:BB:81:G:C5'	2.81	0.43
36:BB:96:U:N3	36:BB:97:G:N7	2.65	0.43
6:AF:16:GLN:N	6:AF:16:GLN:CD	2.71	0.43
7:AG:92:SER:O	7:AG:93:PRO:C	2.56	0.43
35:BA:464:U:C4	35:BA:788:A:N7	2.86	0.43
24:AY:78:ARG:HG3	24:AY:78:ARG:HH11	1.82	0.43
35:BA:2064:C:H1'	35:BA:2450:A:C6	2.52	0.43
35:BA:654(P):C:O2'	35:BA:654(Q):C:H5'	2.18	0.43
35:BA:1270:C:H5''	35:BA:1271:G:C5'	2.48	0.43
43:BK:48:MET:HG3	43:BK:48:MET:H	1.68	0.43
48:BQ:92:GLY:C	48:BQ:93:TYR:CD1	2.91	0.43
35:BA:1555:G:N3	35:BA:1555:G:H2'	2.33	0.43
35:BA:1893:C:H2'	35:BA:1894:C:H5'	2.00	0.43
25:B0:9:SER:OG	25:B0:10:THR:N	2.51	0.43
24:AY:223:PHE:CE1	24:AY:249:GLY:HA2	2.53	0.43
42:BH:100:GLY:C	42:BH:102:ALA:H	2.17	0.43
31:B6:30:THR:O	31:B6:32:ASN:N	2.50	0.43
40:BF:139:PHE:O	40:BF:140:LEU:C	2.56	0.43
35:BA:345:A:H5'	35:BA:346:A:OP1	2.18	0.43
51:BT:90:GLN:O	51:BT:91:ARG:C	2.56	0.43
35:BA:1884:A:C3'	35:BA:1885:A:H5''	2.48	0.43
35:BA:1245:G:H5'	40:BF:34:TRP:CZ2	2.53	0.43
40:BF:157:VAL:HA	40:BF:176:LEU:O	2.18	0.43
24:AY:162:VAL:O	24:AY:164:MET:HG2	2.18	0.43
1:AA:980:C:H2'	1:AA:981:U:H5'	1.99	0.43
55:BX:35:THR:O	55:BX:39:ILE:N	2.41	0.43
40:BF:84:VAL:CG1	40:BF:85:GLY:H	1.91	0.43
36:BB:30:C:H2'	36:BB:31:C:O4'	2.18	0.43
50:BS:99:LYS:O	50:BS:101:LEU:N	2.51	0.43
24:AY:490:PRO:CG	24:AY:516:PRO:HD2	2.30	0.43
35:BA:2305:A:H5''	41:BG:134:GLY:HA3	2.00	0.43

Continued on next page...

Continued from previous page...

Atom-1	Atom-2	Interatomic distance (Å)	Clash overlap (Å)
41:BG:76:SER:HG	41:BG:84:LYS:H	1.64	0.43
52:BU:8:VAL:O	52:BU:9:VAL:C	2.55	0.43
47:BP:99:LEU:O	47:BP:103:ALA:HB2	2.18	0.43
1:AA:59:A:H4'	1:AA:388:G:OP1	2.18	0.43
1:AA:926:G:C6	1:AA:1505:G:C6	3.06	0.43
39:BE:46:ALA:HA	39:BE:82:ARG:O	2.18	0.43
8:AH:104:ARG:NH2	8:AH:138:TRP:CH2	2.86	0.43
8:AH:9:MET:O	8:AH:13:ILE:HG12	2.18	0.43
36:BB:85:G:C6	36:BB:93:G:C6	3.06	0.43
48:BQ:9:TYR:N	48:BQ:9:TYR:CD1	2.86	0.43
3:AC:13:GLY:HA3	14:AN:57:ARG:HH21	1.82	0.43
27:B2:43:GLN:HB2	27:B2:44:LEU:CD2	2.48	0.43
1:AA:1313:U:OP2	19:AS:6:LYS:CB	2.66	0.43
35:BA:847:U:H3	35:BA:934:G:N2	2.16	0.43
2:AB:117:GLU:O	2:AB:120:ALA:N	2.49	0.43
1:AA:1030:C:N4	1:AA:1032:G:C2	2.86	0.43
35:BA:1341:U:H4'	55:BX:57:LEU:HB3	2.00	0.43
56:BY:52:SER:N	56:BY:53:PRO:HD2	2.33	0.43
37:BC:72:GLN:HB3	37:BC:74:ARG:HH12	1.82	0.43
35:BA:149:A:H2'	35:BA:150:C:O4'	2.18	0.43
35:BA:141:A:H8	35:BA:1409:C:H5'	1.82	0.43
42:BH:146:ALA:HA	42:BH:149:ARG:HB3	2.00	0.43
1:AA:1478:C:H2'	1:AA:1479:C:H6	1.83	0.43
35:BA:1799:G:H8	38:BD:181:GLU:OE1	2.01	0.43
35:BA:2192:G:N3	35:BA:2192:G:H2'	2.31	0.43
42:BH:92:ILE:O	42:BH:94:TYR:N	2.44	0.43
24:AY:549:ALA:O	24:AY:551:GLN:N	2.51	0.43
35:BA:325:G:H2'	35:BA:326:G:C8	2.52	0.43
35:BA:1101:U:H2'	35:BA:1102:C:C6	2.53	0.43
24:AY:456:GLU:O	24:AY:457:LEU:C	2.56	0.43
14:AN:8:GLU:O	14:AN:11:LYS:N	2.49	0.43
22:AV:38:A:H2'	22:AV:39:C:O4'	2.18	0.43
22:AV:7:G:H3'	22:AV:8:U:C5'	2.47	0.43
28:B3:10:LYS:HB3	28:B3:53:LEU:HD22	1.99	0.43
3:AC:53:ALA:O	3:AC:54:ARG:HG3	2.18	0.43
35:BA:763:G:C4	35:BA:765:G:C8	3.05	0.43
24:AY:349:LYS:HE3	24:AY:349:LYS:HB3	1.72	0.43
35:BA:315:G:C5	35:BA:316:C:C4	3.06	0.43
35:BA:1518:U:H2'	35:BA:1519:G:O4'	2.18	0.43
35:BA:2101:G:C6	35:BA:2102:U:N3	2.86	0.43
47:BP:94:GLU:HG3	47:BP:124:LYS:O	2.17	0.43

Continued on next page...

Continued from previous page...

Atom-1	Atom-2	Interatomic distance (Å)	Clash overlap (Å)
52:BU:79:PHE:O	52:BU:79:PHE:HD1	2.01	0.43
35:BA:271(H):G:H1	35:BA:271(P):C:N4	2.16	0.43
51:BT:28:VAL:HG22	51:BT:46:GLU:C	2.38	0.43
51:BT:65:LYS:CE	51:BT:65:LYS:CA	2.96	0.43
35:BA:1204:A:H61	35:BA:1240:U:H2'	1.83	0.43
40:BF:103:LYS:HA	40:BF:106:ARG:CG	2.47	0.43
40:BF:157:VAL:CG2	40:BF:194:MET:CG	2.80	0.43
35:BA:1344:G:H4'	35:BA:1384:A:C5	2.53	0.43
42:BH:171:LEU:O	42:BH:171:LEU:HD23	2.15	0.43
35:BA:272(I):U:C4	35:BA:363(A):A:N1	2.79	0.43
27:B2:3:LEU:O	27:B2:7:ARG:NH1	2.52	0.43
35:BA:821:A:O2'	35:BA:945:A:H3'	2.19	0.43
30:B5:55:ARG:NH1	49:BR:113:LEU:HD21	2.33	0.43
49:BR:30:THR:HA	49:BR:78:LYS:HZ3	1.84	0.43
20:AT:26:ASN:HA	20:AT:29:LYS:HG2	1.99	0.43
19:AS:52:TYR:HB2	19:AS:57:HIS:ND1	2.33	0.43
36:BB:63:G:C2	36:BB:64:C:C2	3.06	0.43
16:AP:15:PRO:O	16:AP:16:HIS:ND1	2.49	0.43
47:BP:106:LEU:O	47:BP:107:LYS:CG	2.58	0.43
39:BE:23:VAL:HG12	39:BE:184:VAL:O	2.19	0.43
25:B0:49:LYS:HE3	25:B0:80:HIS:CG	2.53	0.43
6:AF:36:ARG:CB	6:AF:36:ARG:HH11	2.31	0.43
8:AH:26:VAL:O	8:AH:27:PRO:C	2.57	0.43
35:BA:1037:G:C2	35:BA:1119:C:N3	2.86	0.43
35:BA:1118:C:C3'	35:BA:1118:C:C6	3.01	0.43
11:AK:87:THR:O	11:AK:88:GLY:C	2.56	0.43
1:AA:1352:C:OP1	21:AU:3:LYS:HE2	2.17	0.43
29:B4:5:ILE:N	29:B4:5:ILE:CD1	2.81	0.43
37:BC:30:VAL:O	37:BC:31:LYS:C	2.55	0.43
35:BA:848:G:H5''	35:BA:928:G:N2	2.33	0.43
41:BG:7:LEU:O	41:BG:8:LYS:C	2.56	0.43
15:AO:56:LEU:O	15:AO:59:MET:HB3	2.18	0.43
11:AK:58:PRO:O	11:AK:59:TYR:C	2.56	0.43
47:BP:71:VAL:H	47:BP:72:PRO:HD3	1.84	0.43
57:BZ:166:SER:HB2	57:BZ:167:PRO:O	2.18	0.43
35:BA:2790:A:N3	35:BA:2791:C:H5''	2.33	0.43
35:BA:120:U:O2'	35:BA:149:A:C8	2.69	0.43
1:AA:384:G:H2'	1:AA:385:C:H6	1.82	0.43
6:AF:37:VAL:CG1	6:AF:38:GLU:H	2.27	0.43
42:BH:149:ARG:HG3	42:BH:162:ILE:O	2.18	0.43
51:BT:30:VAL:HG22	51:BT:84:GLN:O	2.18	0.43

Continued on next page...

Continued from previous page...

Atom-1	Atom-2	Interatomic distance (Å)	Clash overlap (Å)
25:B0:66:VAL:CG2	25:B0:84:LEU:HD23	2.46	0.43
28:B3:43:ILE:H	28:B3:43:ILE:HG12	1.62	0.43
2:AB:102:LEU:HD12	2:AB:102:LEU:N	2.33	0.43
35:BA:2206:G:N2	35:BA:2207:G:H5'	2.33	0.43
39:BE:152:LYS:O	39:BE:153:GLY:C	2.54	0.43
1:AA:520:A:H2'	1:AA:521:G:O4'	2.17	0.43
1:AA:91:C:H6	1:AA:91:C:OP2	2.01	0.43
35:BA:1638:C:O2'	35:BA:1639:U:H5'	2.18	0.43
35:BA:1639:U:H2'	35:BA:1640:C:H5'	1.99	0.43
1:AA:748:C:C6	1:AA:748:C:OP2	2.68	0.43
35:BA:200:U:H2'	35:BA:201:C:H5'	2.00	0.43
3:AC:77:ILE:O	3:AC:77:ILE:CG2	2.65	0.43
1:AA:1065:U:O2	1:AA:1065:U:H2'	2.17	0.43
2:AB:194:PRO:HG2	2:AB:195:ASP:H	1.83	0.43
8:AH:87:SER:HB2	8:AH:93:VAL:HB	2.00	0.43
35:BA:2361:A:H2'	35:BA:2361:A:N3	2.33	0.43
37:BC:226:ASN:HA	37:BC:227:PRO:HD2	1.61	0.43
35:BA:1161:C:H2'	35:BA:1162:G:C8	2.53	0.43
1:AA:504:C:O5'	1:AA:504:C:H6	2.01	0.43
35:BA:1505:C:H3'	35:BA:1506:C:H6	1.83	0.43
35:BA:88:G:H5''	35:BA:90:U:C4	2.54	0.43
33:B8:34:TRP:HB2	35:BA:2420:C:OP1	2.19	0.43
35:BA:2392:A:C2	35:BA:2429:G:C2	3.06	0.43
31:B6:42:TRP:NE1	35:BA:643:A:OP1	2.51	0.43
35:BA:1081:U:H4'	43:BK:117:THR:CG2	2.49	0.43
51:BT:89:VAL:HB	51:BT:91:ARG:HG3	2.00	0.43
24:AY:166:LEU:HD12	24:AY:166:LEU:N	2.34	0.43
24:AY:86:GLY:O	24:AY:87:HIS:HB3	2.18	0.43
35:BA:140:G:N3	35:BA:142:A:N1	2.66	0.43
35:BA:676:A:C8	35:BA:2443:C:H1'	2.53	0.43
35:BA:27:G:H1'	35:BA:513:A:N6	2.32	0.43
19:AS:41:VAL:O	19:AS:43:GLU:N	2.52	0.43
47:BP:23:PRO:HD2	47:BP:33:ARG:HH21	1.82	0.43
47:BP:99:LEU:HA	47:BP:102:ARG:HH22	1.83	0.43
46:BO:114:ILE:O	46:BO:117:LEU:N	2.41	0.43
15:AO:23:GLY:O	15:AO:24:SER:O	2.36	0.43
15:AO:74:ASP:C	15:AO:76:GLU:N	2.70	0.43
30:B5:7:PRO:HA	35:BA:2615:U:N1	2.33	0.43
13:AM:10:PRO:HB2	13:AM:18:ALA:HB1	1.98	0.43
35:BA:1775:U:O2'	35:BA:1776:G:H5'	2.18	0.43
35:BA:2461:C:O2	35:BA:2461:C:C2'	2.67	0.43

Continued on next page...

Continued from previous page...

Atom-1	Atom-2	Interatomic distance (Å)	Clash overlap (Å)
35:BA:2846:G:H2'	35:BA:2847:U:O4'	2.18	0.43
24:AY:314:PHE:CD1	24:AY:315:LYS:HB2	2.47	0.43
24:AY:66:THR:O	24:AY:67:ALA:CB	2.63	0.43
55:BX:8:ILE:HD11	55:BX:42:ALA:O	2.17	0.43
36:BB:86:G:C6	36:BB:87:G:C6	3.07	0.43
13:AM:54:VAL:C	13:AM:56:LEU:H	2.20	0.43
45:BN:96:GLU:C	45:BN:98:VAL:N	2.70	0.43
35:BA:881:G:C2'	35:BA:882:G:H5'	2.48	0.43
39:BE:102:VAL:HG23	39:BE:104:VAL:HG23	2.00	0.43
37:BC:29:LEU:C	37:BC:29:LEU:CD2	2.86	0.43
2:AB:126:GLU:O	2:AB:127:ILE:C	2.55	0.43
38:BD:138:VAL:HG23	38:BD:165:ILE:HG22	1.99	0.43
1:AA:160:A:H2'	1:AA:161:A:C5'	2.48	0.43
9:AI:96:LEU:HA	9:AI:96:LEU:HD12	1.77	0.43
1:AA:1347:G:H1'	1:AA:1348:U:H5	1.83	0.43
1:AA:942:G:H2'	1:AA:943:U:C6	2.53	0.43
47:BP:122:PRO:HA	47:BP:141:ALA:O	2.19	0.43
1:AA:488:C:O5'	1:AA:488:C:H6	2.01	0.43
35:BA:1431:U:O5'	35:BA:1431:U:H6	2.01	0.43
1:AA:819:A:H4'	1:AA:820:U:OP2	2.17	0.43
35:BA:1167:U:C2	35:BA:1183:G:N2	2.86	0.43
35:BA:1183:G:C8	35:BA:1183:G:C3'	3.02	0.43
35:BA:1163:G:HO2'	35:BA:1164:G:H5'	1.83	0.43
35:BA:1941:C:N4	35:BA:1942:C:N4	2.66	0.43
50:BS:56:LEU:O	50:BS:58:LEU:N	2.52	0.43
35:BA:724:U:H2'	35:BA:725:G:H5'	2.00	0.43
35:BA:1416:G:O2'	35:BA:1417:C:H5	2.00	0.43
35:BA:422:A:C2	35:BA:423:A:C4	3.06	0.43
35:BA:2784:C:H6	35:BA:2784:C:O5'	2.01	0.43
26:B1:51:VAL:HG12	26:B1:58:ILE:HG23	1.99	0.43
1:AA:398:C:H2'	1:AA:399:G:C8	2.53	0.43
39:BE:70:ALA:O	39:BE:71:GLY:C	2.56	0.43
35:BA:231:C:O2'	35:BA:232:G:H5'	2.18	0.43
55:BX:52:VAL:HG12	55:BX:52:VAL:O	2.18	0.43
44:BL:110:LEU:CB	44:BL:117:VAL:HG21	2.48	0.43
33:B8:16:ILE:HD12	33:B8:57:ARG:HG2	2.00	0.43
1:AA:859:A:H2'	1:AA:860:A:O4'	2.18	0.43
1:AA:197:A:N6	1:AA:221:C:H4'	2.33	0.43
1:AA:43:C:H6	1:AA:43:C:O5'	2.02	0.43
35:BA:972:G:OP2	35:BA:974:G:H5''	2.18	0.43
18:AR:63:GLN:HA	18:AR:63:GLN:OE1	2.18	0.43

Continued on next page...

Continued from previous page...

Atom-1	Atom-2	Interatomic distance (Å)	Clash overlap (Å)
35:BA:244:A:H4'	47:BP:74:GLU:HB2	2.00	0.43
35:BA:997:G:O2'	35:BA:998:C:H5'	2.19	0.43
31:B6:45:LYS:HG2	35:BA:2371:G:C5'	2.47	0.43
41:BG:77:ILE:HG21	41:BG:80:PHE:HB3	1.99	0.43
24:AY:166:LEU:CD1	24:AY:180:VAL:HG13	2.49	0.43
24:AY:168:ILE:HG23	24:AY:205:TYR:CE2	2.53	0.43
35:BA:2786:U:O2'	39:BE:62:PRO:HA	2.18	0.43
35:BA:130:C:O3'	35:BA:1349:A:H1'	2.17	0.43
41:BG:180:PHE:O	41:BG:181:ARG:C	2.56	0.43
10:AJ:33:GLN:H	10:AJ:75:ILE:HD11	1.81	0.43
35:BA:2305:A:O2'	41:BG:136:ARG:HG2	2.18	0.43
37:BC:76:LEU:HD21	37:BC:104:ILE:CD1	2.48	0.43
25:B0:38:VAL:CG1	25:B0:39:ARG:N	2.81	0.43
27:B2:59:ARG:HA	27:B2:62:THR:HB	2.01	0.43
27:B2:2:LYS:CB	35:BA:97:C:H5''	2.43	0.43
35:BA:1451:C:H4'	35:BA:1452:A:C8	2.54	0.43
1:AA:1149:C:H2'	1:AA:1150:U:C6	2.53	0.43
57:BZ:50:GLN:O	57:BZ:52:SER:N	2.51	0.43
18:AR:19:LYS:N	18:AR:55:ARG:HD2	2.34	0.43
5:AE:77:PRO:HG2	5:AE:78:HIS:H	1.83	0.43
1:AA:1053:G:H4'	1:AA:1054:C:H5'	2.00	0.43
56:BY:54:LYS:NZ	56:BY:55:TYR:HE1	2.15	0.43
19:AS:65:ASN:HA	29:B4:48:ARG:NH2	2.33	0.43
35:BA:603:A:O2'	35:BA:604:G:OP1	2.33	0.43
35:BA:654(B):C:H2'	35:BA:654(C):G:C8	2.54	0.43
47:BP:84:ASN:HB3	47:BP:86:LYS:H	1.83	0.43
7:AG:152:ALA:O	7:AG:155:ARG:HG3	2.18	0.43
46:BO:96:THR:C	46:BO:97:ARG:HG2	2.38	0.43
10:AJ:55:LYS:O	10:AJ:56:HIS:CG	2.72	0.43
35:BA:1064:C:C1'	43:BK:89:HIS:HA	2.48	0.43
35:BA:1070:A:H5'	35:BA:1072:C:P	2.59	0.43
35:BA:1078:U:H1'	35:BA:1088:A:H5''	2.00	0.43
1:AA:1296:C:H3'	1:AA:1297:C:H6	1.83	0.43
35:BA:733:G:O6	35:BA:761:A:C8	2.71	0.43
4:AD:159:ARG:O	4:AD:162:LEU:N	2.51	0.43
1:AA:1220:G:H2'	1:AA:1221:G:C8	2.48	0.43
19:AS:58:VAL:HA	19:AS:59:PRO:HD2	1.89	0.43
35:BA:847:U:N3	35:BA:934:G:N2	2.66	0.43
30:B5:26:THR:HA	30:B5:27:PRO:HD3	1.77	0.43
41:BG:29:TRP:C	41:BG:31:VAL:H	2.20	0.43
35:BA:2126:A:H1'	35:BA:2127:G:O4'	2.18	0.43

Continued on next page...

Continued from previous page...

Atom-1	Atom-2	Interatomic distance (Å)	Clash overlap (Å)
1:AA:439:A:C4	1:AA:496:A:C2	3.06	0.43
1:AA:1319:A:OP1	19:AS:10:PHE:CZ	2.70	0.43
24:AY:5:VAL:O	24:AY:7:TYR:N	2.51	0.43
1:AA:1006:C:H3'	1:AA:1006:C:H6	1.82	0.43
35:BA:1665:A:H4'	46:BO:67:LYS:HB2	2.00	0.43
42:BH:154:PRO:HB2	42:BH:155:SER:H	1.56	0.43
51:BT:29:ARG:HG3	51:BT:30:VAL:N	2.32	0.43
35:BA:1471:A:C2	35:BA:1472:A:C5	3.06	0.43
13:AM:106:ASN:HB3	13:AM:107:ALA:H	1.54	0.43
38:BD:206:LEU:HD13	38:BD:212:SER:OG	2.19	0.43
36:BB:81:G:C6	36:BB:97:G:C2	3.07	0.43
6:AF:96:PRO:HB3	18:AR:30:ASP:CG	2.39	0.43
35:BA:440:G:N2	40:BF:46:ARG:NH2	2.67	0.43
35:BA:600:G:H2'	35:BA:601:C:H6	1.83	0.43
1:AA:771:G:N2	1:AA:808:C:O2	2.45	0.43
32:B7:40:TRP:CD2	35:BA:459:U:H5'	2.53	0.43
1:AA:1178:G:N2	1:AA:1180:A:H3'	2.34	0.43
45:BN:38:HIS:CE1	45:BN:50:ASP:OD2	2.71	0.43
35:BA:708:C:O5'	35:BA:708:C:H6	2.02	0.43
1:AA:571:U:H6	1:AA:571:U:O5'	2.01	0.43
54:BW:26:GLY:HA2	54:BW:71:VAL:O	2.18	0.43
35:BA:2485:G:C2	35:BA:2486:G:C8	3.07	0.43
53:BV:46:VAL:HG22	53:BV:47:VAL:N	2.29	0.43
1:AA:793:U:H5'	1:AA:794:A:H5'	2.00	0.43
35:BA:87:C:P	35:BA:90:U:O4	2.76	0.43
31:B6:37:ARG:NH2	35:BA:2286:A:N6	2.65	0.43
2:AB:166:ASP:OD1	2:AB:205:ASP:OD2	2.37	0.43
35:BA:333:G:H2'	35:BA:333:G:N3	2.33	0.43
35:BA:287:C:O2'	35:BA:288:C:H5'	2.19	0.43
35:BA:1204:A:C2	35:BA:1241:A:N1	2.86	0.43
40:BF:107:LYS:O	40:BF:110:LEU:HB3	2.18	0.43
40:BF:20:LEU:O	40:BF:24:LEU:HD23	2.18	0.43
24:AY:17:ILE:N	24:AY:17:ILE:HD12	2.33	0.43
24:AY:259:PHE:C	24:AY:260:LEU:HD13	2.38	0.43
1:AA:980:C:C5	1:AA:981:U:N1	2.86	0.43
35:BA:903:C:C3'	35:BA:904:C:H5''	2.47	0.43
47:BP:30:THR:CG2	47:BP:31:ALA:N	2.61	0.43
47:BP:102:ARG:HH11	47:BP:102:ARG:HB2	1.78	0.43
4:AD:92:VAL:HG12	4:AD:96:LEU:HD21	2.00	0.43
46:BO:23:ARG:HE	46:BO:23:ARG:HB2	1.24	0.43
35:BA:2262:U:O2'	35:BA:2263:C:H5''	2.18	0.43

Continued on next page...

Continued from previous page...

Atom-1	Atom-2	Interatomic distance (Å)	Clash overlap (Å)
18:AR:53:ARG:C	18:AR:55:ARG:H	2.20	0.43
20:AT:22:ARG:O	20:AT:23:ARG:C	2.56	0.43
35:BA:2055:C:C4'	35:BA:2056:G:H5''	2.42	0.43
38:BD:43:ARG:HH11	38:BD:44:ASN:CG	2.22	0.43
35:BA:482:A:H1'	35:BA:498:G:N2	2.34	0.43
35:BA:729:G:C5	38:BD:208:LYS:HB2	2.53	0.43
35:BA:626:U:O2	47:BP:105:LEU:HG	2.19	0.43
35:BA:624:C:H41	47:BP:107:LYS:HZ3	1.66	0.43
39:BE:24:THR:HG23	39:BE:184:VAL:HG23	2.01	0.43
39:BE:45:THR:O	39:BE:46:ALA:CB	2.62	0.43
35:BA:1948:G:C2'	35:BA:1949:G:H5'	2.46	0.43
48:BQ:137:TYR:CE2	57:BZ:81:ARG:CZ	3.02	0.43
35:BA:2246:G:H2'	35:BA:2247:A:C8	2.53	0.43
8:AH:88:LYS:CB	8:AH:89:PRO:HD2	2.47	0.43
22:AV:5:G:N2	22:AV:69:C:N3	2.65	0.43
1:AA:472:A:C1'	16:AP:82:GLN:HE22	2.31	0.43
24:AY:308:PRO:O	24:AY:332:SER:OG	2.28	0.43
39:BE:101:ARG:HE	39:BE:171:GLU:HB2	1.75	0.43
39:BE:28:ALA:HB3	39:BE:93:VAL:HG22	2.01	0.43
35:BA:1052:C:O2'	35:BA:1053:C:C5'	2.67	0.43
51:BT:78:LEU:HB3	51:BT:79:HIS:CE1	2.53	0.43
35:BA:1778:U:H2'	35:BA:1784:A:N6	2.33	0.43
35:BA:418:G:H2'	35:BA:419:C:H6	1.83	0.43
1:AA:68:G:O4'	1:AA:171:A:H1'	2.18	0.43
17:AQ:52:LYS:HD2	17:AQ:55:ASP:OD2	2.17	0.43
35:BA:2776:A:C6	35:BA:2782:G:H1'	2.54	0.43
1:AA:1158:C:N3	1:AA:1181:G:N2	2.55	0.43
26:B1:11:ARG:HB2	26:B1:12:PRO:HD2	1.99	0.43
35:BA:208:C:C2	35:BA:209:C:C5	3.07	0.43
35:BA:123:G:C6	35:BA:124:G:C5	3.06	0.43
1:AA:308:C:H2'	1:AA:309:G:H8	1.84	0.43
1:AA:961:U:H2'	1:AA:962:C:C5'	2.49	0.43
6:AF:4:TYR:HE1	6:AF:92:LYS:HD2	1.84	0.43
35:BA:1526:G:H2'	35:BA:1527:G:C8	2.53	0.43
1:AA:58:C:C6	1:AA:58:C:H3'	2.53	0.43
35:BA:2693:A:C6	35:BA:2717:G:C6	3.06	0.43
11:AK:120:ARG:NH1	11:AK:126:ARG:NE	2.66	0.43
16:AP:50:LYS:C	16:AP:51:VAL:CG2	2.86	0.43
54:BW:11:ARG:O	54:BW:11:ARG:HD3	2.18	0.43
8:AH:54:ASP:C	8:AH:56:LYS:H	2.21	0.43
8:AH:54:ASP:O	8:AH:56:LYS:HG3	2.19	0.43

Continued on next page...

Continued from previous page...

Atom-1	Atom-2	Interatomic distance (Å)	Clash overlap (Å)
1:AA:807:A:H2'	1:AA:808:C:C6	2.54	0.43
35:BA:1889:A:H1'	35:BA:2087:G:O4'	2.19	0.43
1:AA:340:U:C2	1:AA:350:G:N2	2.87	0.43
35:BA:112:U:H2'	35:BA:113:G:H5'	2.01	0.43
36:BB:46:A:C6	36:BB:47:C:N3	2.87	0.43
35:BA:2751:G:N2	35:BA:2751:G:OP1	2.52	0.43
10:AJ:79:ARG:HD3	10:AJ:79:ARG:HA	1.55	0.43
8:AH:36:LEU:O	8:AH:37:ARG:C	2.56	0.43
44:BL:94:LEU:O	44:BL:95:LYS:HG2	2.18	0.43
35:BA:579:G:C2	35:BA:1262:A:C4	3.07	0.43
1:AA:504:C:O4'	1:AA:510:A:C2	2.71	0.43
52:BU:65:ILE:HG12	52:BU:96:ALA:HB1	2.01	0.43
24:AY:546:ILE:O	24:AY:550:MET:HG3	2.18	0.43
35:BA:88:G:P	35:BA:90:U:H5	2.42	0.43
35:BA:271(S):G:C6	35:BA:271(T):C:C4	3.06	0.43
31:B6:8:LYS:HE3	31:B6:25:LYS:CD	2.40	0.43
35:BA:2400:G:N2	35:BA:2417:C:C2	2.87	0.43
35:BA:615:G:C6	35:BA:616:G:C5	3.06	0.43
40:BF:20:LEU:HD23	40:BF:21:ALA:H	1.78	0.43
42:BH:172:LYS:HA	42:BH:172:LYS:HD3	1.86	0.43
36:BB:50:G:O5'	36:BB:50:G:H8	2.02	0.43
24:AY:237:PRO:HA	24:AY:241:GLU:OE1	2.19	0.43
57:BZ:175:VAL:HA	57:BZ:176:PRO:HD3	1.76	0.43
10:AJ:30:SER:HA	10:AJ:80:LYS:HE2	2.01	0.43
10:AJ:80:LYS:HZ3	10:AJ:80:LYS:HB3	1.84	0.43
38:BD:39:LYS:HZ2	38:BD:87:ASN:HB3	1.84	0.43
52:BU:12:ARG:O	52:BU:13:LYS:C	2.57	0.43
40:BF:75:HIS:HE1	40:BF:82:ILE:HD11	1.84	0.43
37:BC:114:VAL:O	37:BC:139:PRO:HG3	2.19	0.43
35:BA:1022:G:O2'	35:BA:1023:U:OP2	2.34	0.43
20:AT:22:ARG:H	20:AT:22:ARG:HG3	1.43	0.43
40:BF:167:ALA:HA	40:BF:170:LEU:HD23	2.01	0.43
35:BA:900:A:C2	35:BA:901:A:H1'	2.54	0.43
26:B1:70:VAL:O	26:B1:73:LEU:N	2.45	0.43
26:B1:90:ILE:O	26:B1:94:LEU:CD1	2.67	0.43
35:BA:2464:C:N4	35:BA:2487:G:C6	2.87	0.43
35:BA:1495:A:H2'	35:BA:1496:A:N3	2.34	0.43
35:BA:673:C:H5'	35:BA:674:G:OP2	2.19	0.43
7:AG:80:VAL:CG2	7:AG:81:GLY:H	2.30	0.43
51:BT:16:ARG:HB3	51:BT:17:THR:H	1.65	0.43
35:BA:1064:C:H5''	43:BK:86:LYS:HB2	2.01	0.43

Continued on next page...

Continued from previous page...

Atom-1	Atom-2	Interatomic distance (Å)	Clash overlap (Å)
1:AA:1298:C:H5'	7:AG:114:ARG:HH22	1.84	0.43
8:AH:85:ARG:O	8:AH:88:LYS:NZ	2.51	0.43
35:BA:977:G:C4	35:BA:978:G:C8	3.06	0.43
24:AY:329:ARG:HG3	24:AY:331:TYR:CZ	2.54	0.43
39:BE:101:ARG:HG3	39:BE:169:ASN:ND2	2.34	0.43
4:AD:159:ARG:HH11	4:AD:159:ARG:HG3	1.83	0.43
4:AD:38:TYR:HA	4:AD:39:PRO:HD3	1.86	0.43
12:AL:47:LYS:HB3	12:AL:48:PRO:HD2	1.95	0.43
39:BE:9:VAL:HG13	39:BE:25:VAL:HG12	1.99	0.43
35:BA:750:A:H3'	35:BA:751:A:C5'	2.48	0.43
35:BA:532:A:H2'	35:BA:532:A:N3	2.34	0.43
35:BA:2557:G:H2'	35:BA:2558:C:C6	2.53	0.43
35:BA:1649:G:C2'	35:BA:1650:G:H5'	2.49	0.43
35:BA:2688:U:H2'	35:BA:2719:G:N2	2.33	0.43
48:BQ:34:LEU:HD12	48:BQ:130:LYS:O	2.19	0.43
35:BA:1398:C:H2'	35:BA:1399:C:O4'	2.17	0.43
9:AI:102:LEU:HD23	9:AI:102:LEU:HA	1.80	0.43
35:BA:2413:G:C5	35:BA:2414:G:C8	3.06	0.43
32:B7:45:ALA:C	32:B7:46:VAL:HG23	2.39	0.43
1:AA:944:G:C2	1:AA:1340:A:C6	3.06	0.43
1:AA:1346:A:N6	1:AA:1375:A:OP2	2.48	0.43
7:AG:12:LEU:HD13	7:AG:25:ALA:HB2	2.00	0.43
1:AA:1072:G:H2'	1:AA:1073:U:H6	1.79	0.43
19:AS:24:ALA:O	19:AS:25:LYS:CB	2.67	0.43
6:AF:61:LEU:HD12	6:AF:61:LEU:N	2.32	0.43
40:BF:42:ALA:O	40:BF:45:ARG:HG3	2.19	0.43
2:AB:102:LEU:O	2:AB:103:THR:C	2.57	0.43
35:BA:2375:G:N2	35:BA:2377:A:H3'	2.33	0.43
1:AA:1095:U:C4	1:AA:1096:C:C4	3.06	0.43
1:AA:189(A):C:H2'	1:AA:189(B):C:H6	1.83	0.43
1:AA:360:A:O2'	1:AA:361:G:H5'	2.18	0.43
56:BY:43:ASN:ND2	56:BY:64:GLU:CG	2.82	0.43
37:BC:216:THR:HB	37:BC:222:SER:HA	2.00	0.43
5:AE:12:LEU:HD22	5:AE:13:ILE:N	2.34	0.43
35:BA:1420:U:H2'	35:BA:1421:G:C5'	2.48	0.43
45:BN:38:HIS:O	52:BU:67:ALA:HB1	2.19	0.43
1:AA:1084:G:OP1	1:AA:1086:U:C5	2.72	0.43
13:AM:112:GLY:O	13:AM:113:PRO:C	2.57	0.43
9:AI:122:ALA:HB1	9:AI:123:PRO:HD2	2.01	0.43
8:AH:102:ARG:HB2	8:AH:102:ARG:HE	1.63	0.43
24:AY:591:LYS:HA	24:AY:591:LYS:HD3	1.87	0.43

Continued on next page...

Continued from previous page...

Atom-1	Atom-2	Interatomic distance (Å)	Clash overlap (Å)
35:BA:1692:U:H2'	35:BA:1694:C:C5	2.53	0.43
35:BA:1533:G:N2	35:BA:1535:A:OP1	2.51	0.43
36:BB:39:A:C2	36:BB:44:G:C2	3.06	0.43
35:BA:1485:G:H5'	35:BA:1485:G:C8	2.53	0.43
35:BA:2334:G:C2	50:BS:15:ARG:NH1	2.87	0.43
56:BY:8:LYS:N	56:BY:8:LYS:CD	2.69	0.43
10:AJ:38:ILE:N	10:AJ:71:LEU:O	2.40	0.43
2:AB:207:ALA:O	2:AB:209:ARG:N	2.51	0.43
18:AR:37:VAL:C	18:AR:39:VAL:H	2.22	0.43
56:BY:73:ARG:O	56:BY:74:PRO:O	2.37	0.43
40:BF:179:GLU:C	40:BF:181:LEU:N	2.72	0.43
57:BZ:143:GLY:C	57:BZ:144:LEU:HD22	2.39	0.43
57:BZ:115:GLY:H	57:BZ:177:PRO:HG2	1.82	0.43
35:BA:2306:C:C5	35:BA:2307:G:O2'	2.61	0.43
35:BA:2259:G:C5	35:BA:2427:C:N4	2.87	0.43
53:BV:33:VAL:HG23	53:BV:35:LEU:HD22	2.01	0.43
2:AB:32:ILE:O	2:AB:32:ILE:HG23	2.18	0.43
35:BA:2744:G:C2	35:BA:2761:G:C4	3.07	0.43
35:BA:481:G:N2	35:BA:507:A:H1'	2.33	0.43
38:BD:9:TYR:O	38:BD:10:THR:CG2	2.59	0.43
1:AA:1273:G:H2'	1:AA:1273:G:N3	2.34	0.43
35:BA:603:A:O2'	35:BA:604:G:P	2.77	0.43
35:BA:649:G:H2'	35:BA:650:C:O4'	2.19	0.43
35:BA:1323:U:O4	35:BA:1324:G:O6	2.37	0.43
38:BD:94:LEU:C	38:BD:94:LEU:CD2	2.86	0.43
24:AY:15:ILE:CD1	24:AY:81:ILE:HG12	2.39	0.43
35:BA:860:U:H1'	35:BA:2268:A:H5'	1.99	0.43
3:AC:6:HIS:NE2	3:AC:184:TYR:CE2	2.87	0.43
11:AK:20:TYR:HB2	11:AK:31:THR:HG22	2.00	0.43
39:BE:177:PRO:CG	39:BE:178:GLU:H	2.32	0.43
12:AL:88:GLY:H	12:AL:98:TYR:HA	1.84	0.43
1:AA:295:C:C2	1:AA:296:U:C5	3.06	0.43
49:BR:41:ALA:O	49:BR:43:GLU:N	2.51	0.43
1:AA:1371:G:C6	1:AA:1372:U:C4	3.06	0.43
9:AI:11:LYS:O	9:AI:13:ALA:N	2.52	0.43
1:AA:1291:G:H2'	1:AA:1292:U:C6	2.54	0.43
7:AG:23:VAL:HG13	7:AG:43:PHE:CE2	2.53	0.43
48:BQ:44:ALA:O	48:BQ:47:ILE:HB	2.19	0.43
25:B0:46:LYS:HD2	25:B0:78:TYR:CE1	2.54	0.43
42:BH:162:ILE:HD13	42:BH:162:ILE:HG21	1.70	0.43
38:BD:92:ILE:CD1	38:BD:92:ILE:H	2.30	0.43

Continued on next page...

Continued from previous page...

Atom-1	Atom-2	Interatomic distance (Å)	Clash overlap (Å)
1:AA:1442:G:C5	1:AA:1442(B):A:C2	3.06	0.43
1:AA:619:U:N3	4:AD:134:ASP:OD2	2.48	0.43
4:AD:57:ARG:HG2	4:AD:57:ARG:NH1	2.33	0.43
57:BZ:13:GLU:HB3	57:BZ:14:LYS:HZ2	1.84	0.43
35:BA:2192:G:H2'	35:BA:2193:G:H5''	2.01	0.43
35:BA:551:G:C2'	35:BA:552:G:H5'	2.44	0.43
35:BA:15:G:H2'	35:BA:16:G:C8	2.52	0.43
26:B1:88:LYS:O	26:B1:92:LYS:HB3	2.18	0.43
1:AA:1254:C:H2'	1:AA:1255:G:C8	2.54	0.43
1:AA:397:A:H5'	1:AA:398:C:OP1	2.18	0.43
22:AV:39:C:H2'	22:AV:40:C:C6	2.54	0.43
18:AR:66:LEU:HG	18:AR:70:ILE:HD11	1.99	0.43
35:BA:435:C:C2'	35:BA:436:C:H5'	2.48	0.43
55:BX:26:TYR:HD2	55:BX:92:LEU:HD12	1.83	0.43
1:AA:1119:C:O2'	1:AA:1120:G:H5'	2.19	0.43
35:BA:592:G:N2	35:BA:593:G:H1'	2.33	0.43
54:BW:58:ALA:O	54:BW:63:ASP:N	2.50	0.43
35:BA:1439:A:H2'	35:BA:1440:G:O4'	2.19	0.43
45:BN:40:PRO:O	52:BU:64:ARG:NH1	2.51	0.43
52:BU:47:TYR:CA	52:BU:50:ARG:HH12	2.32	0.43
35:BA:2415:G:C2	35:BA:2416:C:C2	3.07	0.43
47:BP:66:GLY:O	47:BP:67:MET:CB	2.66	0.43
43:BK:99:ILE:HD12	43:BK:103:GLN:CB	2.45	0.43
35:BA:657:U:C2	35:BA:658:C:C5	3.07	0.43
50:BS:66:ALA:HB2	50:BS:97:ARG:HB2	1.99	0.43
42:BH:38:SER:C	42:BH:40:GLU:H	2.21	0.43
35:BA:2822:G:O6	49:BR:4:LEU:HB3	2.19	0.43
35:BA:1301:A:HO2'	35:BA:1302:A:C5'	2.28	0.43
19:AS:35:SER:HG	19:AS:38:SER:HG	1.67	0.43
19:AS:19:VAL:CG1	19:AS:44:MET:HG2	2.47	0.43
33:B8:4:MET:O	33:B8:62:LEU:CD1	2.57	0.43
9:AI:16:ARG:O	9:AI:63:ILE:HG23	2.19	0.43
35:BA:622:G:OP2	47:BP:108:LYS:NZ	2.43	0.43
50:BS:87:PHE:CG	50:BS:88:ASP:N	2.87	0.43
25:B0:43:THR:CG2	35:BA:2331:G:O3'	2.65	0.43
18:AR:58:LEU:HD23	18:AR:62:GLU:HB3	2.00	0.43
18:AR:59:SER:N	18:AR:62:GLU:HB2	2.30	0.43
15:AO:86:GLY:O	15:AO:87:ILE:CG2	2.67	0.43
20:AT:26:ASN:H	20:AT:26:ASN:ND2	2.17	0.43
40:BF:167:ALA:C	40:BF:170:LEU:HD23	2.39	0.43
36:BB:70:C:HO2'	36:BB:71:C:H5'	1.83	0.43

Continued on next page...

Continued from previous page...

Atom-1	Atom-2	Interatomic distance (Å)	Clash overlap (Å)
56:BY:85:VAL:HG13	56:BY:93:GLY:O	2.19	0.43
35:BA:1325:G:OP2	35:BA:1616:A:H2'	2.18	0.43
25:B0:70:GLN:NE2	25:B0:80:HIS:NE2	2.67	0.43
35:BA:1037:G:N2	35:BA:1038:C:C2	2.87	0.43
45:BN:96:GLU:O	45:BN:100:GLU:HG3	2.18	0.43
1:AA:470:C:C2'	1:AA:471:G:OP1	2.67	0.43
6:AF:67:MET:HE1	6:AF:75:LEU:HD22	1.99	0.43
42:BH:59:ARG:O	42:BH:60:ARG:C	2.57	0.43
2:AB:230:VAL:CG2	2:AB:231:GLU:H	2.27	0.43
41:BG:27:ASN:HB3	41:BG:30:GLU:H	1.84	0.43
41:BG:31:VAL:HG22	41:BG:32:PRO:HD2	2.00	0.43
2:AB:114:ARG:O	2:AB:115:LEU:C	2.56	0.43
9:AI:47:LEU:CD1	9:AI:47:LEU:N	2.81	0.43
1:AA:160:A:H2'	1:AA:161:A:O4'	2.19	0.43
9:AI:5:TYR:O	9:AI:84:ALA:HA	2.19	0.43
9:AI:95:LYS:C	9:AI:98:PRO:HD2	2.39	0.43
51:BT:79:HIS:O	51:BT:80:SER:CB	2.66	0.43
1:AA:1286:A:H5'	21:AU:25:LYS:HD2	2.01	0.43
1:AA:1349:A:C6	1:AA:1374:A:C8	3.06	0.43
1:AA:1479:C:O2'	1:AA:1480:G:H5'	2.19	0.43
35:BA:2777:G:O5'	35:BA:2777:G:C8	2.72	0.43
35:BA:2777:G:H4'	35:BA:2778:A:C5'	2.48	0.43
38:BD:183:ARG:NH1	38:BD:183:ARG:CG	2.78	0.43
1:AA:620:C:C2	4:AD:135:LEU:HG	2.54	0.43
4:AD:111:ALA:HB2	4:AD:120:LEU:HD11	2.01	0.43
1:AA:147:G:N2	1:AA:148:G:H1'	2.33	0.43
35:BA:1572:A:O2'	35:BA:1573:G:H5'	2.19	0.43
3:AC:136:GLN:C	3:AC:138:VAL:H	2.20	0.43
38:BD:213:ARG:HD2	38:BD:213:ARG:HA	1.61	0.43
1:AA:522:C:H41	12:AL:53:ARG:HH22	1.66	0.43
11:AK:116:HIS:O	11:AK:117:ASN:HB2	2.18	0.43
35:BA:2859:G:C6	35:BA:2860:A:N6	2.86	0.43
42:BH:122:THR:HG22	42:BH:123:PHE:N	2.34	0.43
35:BA:1231:G:H2'	35:BA:1232:G:C8	2.53	0.43
1:AA:901:A:C5	1:AA:902:G:H1'	2.54	0.43
1:AA:37:U:C2'	1:AA:38:G:H5'	2.48	0.43
26:B1:19:GLN:CB	26:B1:35:THR:HG22	2.48	0.43
22:AV:9:G:N3	22:AV:45:G:H2'	2.34	0.43
35:BA:594:U:H2'	35:BA:595:C:H6	1.82	0.43
54:BW:50:VAL:CG1	54:BW:51:LEU:N	2.81	0.43
30:B5:11:THR:OG1	35:BA:1263:U:O3'	2.37	0.43

Continued on next page...

Continued from previous page...

Atom-1	Atom-2	Interatomic distance (Å)	Clash overlap (Å)
51:BT:40:THR:HB	51:BT:41:ARG:H	1.65	0.43
35:BA:1367:A:H2'	35:BA:1368:G:H5'	2.00	0.43
52:BU:50:ARG:C	52:BU:52:ARG:N	2.72	0.43
1:AA:1033:G:H2'	1:AA:1034:G:H5'	2.01	0.43
1:AA:789:U:O2	1:AA:791:G:C8	2.72	0.43
56:BY:36:ALA:HB1	56:BY:67:LEU:O	2.19	0.43
45:BN:9:VAL:HG12	45:BN:10:GLU:N	2.32	0.43
35:BA:769:G:H5'	35:BA:1379:A:H61	1.84	0.43
39:BE:133:LYS:C	39:BE:134:ILE:HG13	2.39	0.43
2:AB:168:THR:OG1	2:AB:169:LYS:N	2.52	0.43
40:BF:148:LEU:HD23	40:BF:191:ARG:HH12	1.80	0.43
1:AA:1226:C:N4	13:AM:104:ARG:CD	2.75	0.43
35:BA:625:G:H5'	35:BA:657:U:OP1	2.19	0.43
24:AY:176:GLY:C	24:AY:177:ILE:HG13	2.39	0.43
35:BA:186:G:O2'	35:BA:187:G:H5'	2.18	0.43
39:BE:63:LEU:HD23	39:BE:63:LEU:O	2.19	0.43
50:BS:67:ARG:HH21	50:BS:100:ALA:HB3	1.82	0.43
50:BS:65:VAL:C	50:BS:67:ARG:N	2.71	0.43
19:AS:19:VAL:HG12	19:AS:20:LEU:HG	2.00	0.43
47:BP:50:ARG:HG3	47:BP:51:PHE:N	2.34	0.43
24:AY:276:VAL:O	24:AY:280:LEU:HB2	2.19	0.43
35:BA:1022:G:N2	35:BA:1024:G:N2	2.66	0.43
35:BA:1141:U:H1'	35:BA:1142(A):A:C2	2.54	0.43
46:BO:9:GLU:O	46:BO:83:ALA:HA	2.19	0.43
27:B2:24:LEU:HD22	27:B2:60:LEU:HD13	2.01	0.43
16:AP:67:THR:O	16:AP:70:ALA:HB3	2.19	0.43
57:BZ:50:GLN:O	57:BZ:51:ALA:C	2.58	0.43
43:BK:8:VAL:O	43:BK:56:GLU:HA	2.19	0.43
1:AA:1498:U:HO2'	1:AA:1499:A:P	2.42	0.43
35:BA:2053:G:H1	35:BA:2616:C:H42	1.67	0.43
34:B9:17:ILE:HG22	34:B9:19:ARG:H	1.83	0.43
35:BA:603:A:N6	35:BA:626:U:H4'	2.33	0.43
35:BA:564:C:H2'	35:BA:565:C:H6	1.83	0.43
8:AH:85:ARG:HH12	8:AH:134:ILE:HG22	1.83	0.43
35:BA:733:G:C6	35:BA:761:A:C8	3.07	0.43
57:BZ:24:LEU:HD12	57:BZ:41:LEU:HD23	2.00	0.43
35:BA:1722:A:C2	35:BA:1740:G:C8	3.06	0.43
38:BD:138:VAL:HG13	38:BD:138:VAL:O	2.19	0.43
37:BC:6:LYS:O	37:BC:7:ARG:C	2.55	0.43
24:AY:659:LEU:CD1	24:AY:667:GLY:HA3	2.49	0.43
1:AA:384:G:O2'	1:AA:385:C:H5'	2.18	0.43

Continued on next page...

Continued from previous page...

Atom-1	Atom-2	Interatomic distance (Å)	Clash overlap (Å)
35:BA:1290:C:O5'	35:BA:1290:C:H6	2.01	0.43
1:AA:1108:G:H5'	3:AC:176:HIS:CD2	2.54	0.43
35:BA:2652:C:H42	35:BA:2668:G:H1	1.67	0.43
42:BH:107:VAL:HG23	42:BH:107:VAL:O	2.19	0.43
24:AY:549:ALA:C	24:AY:551:GLN:H	2.22	0.43
35:BA:72:U:O2'	35:BA:73:A:H5'	2.18	0.43
1:AA:748:C:O2'	1:AA:749:C:O5'	2.37	0.43
35:BA:1027:A:H2'	35:BA:1027:A:N3	2.34	0.43
5:AE:12:LEU:CD1	5:AE:31:LEU:CB	2.96	0.43
35:BA:1891:G:H2'	35:BA:1892:C:O4'	2.19	0.43
37:BC:4:HIS:HB3	37:BC:8:TYR:HD2	1.82	0.43
49:BR:51:LEU:N	49:BR:51:LEU:HD12	2.33	0.43
8:AH:53:VAL:HG12	8:AH:54:ASP:OD2	2.19	0.43
2:AB:36:ARG:N	2:AB:36:ARG:NE	2.66	0.43
35:BA:716:A:C2'	35:BA:717:G:O5'	2.67	0.43
35:BA:1362:C:H2'	35:BA:1363:C:H6	1.84	0.43
35:BA:1270:C:H5''	35:BA:1271:G:H5'	2.00	0.43
51:BT:67:SER:O	51:BT:68:TYR:HB2	2.18	0.43
35:BA:868:U:C4	35:BA:869:G:N7	2.86	0.43
41:BG:42:GLY:C	41:BG:43:LEU:HD22	2.39	0.42
52:BU:79:PHE:CD1	52:BU:79:PHE:C	2.91	0.42
1:AA:698:G:C6	1:AA:699:C:C4	3.06	0.42
24:AY:656:ALA:C	24:AY:658:ASP:H	2.23	0.42
26:B1:30:VAL:HA	35:BA:2395:C:O2'	2.18	0.42
35:BA:285:C:C2'	35:BA:286:C:H5''	2.49	0.42
35:BA:143(A):C:H2'	35:BA:143(A):C:O2	2.19	0.42
34:B9:1:MET:HB3	34:B9:4:ARG:NH2	2.34	0.42
48:BQ:63:LYS:HZ3	57:BZ:175:VAL:HG21	1.82	0.42
42:BH:68:THR:C	42:BH:70:THR:H	2.21	0.42
46:BO:107:ARG:HH11	46:BO:107:ARG:HG3	1.84	0.42
2:AB:22:LYS:N	2:AB:40:HIS:HE1	2.11	0.42
15:AO:26:GLU:CG	15:AO:77:ARG:NH1	2.82	0.42
43:BK:24:GLY:N	43:BK:25:PRO:HD2	2.22	0.42
26:B1:44:PRO:C	26:B1:46:LEU:HD13	2.40	0.42
35:BA:2459:A:C2	35:BA:2460:U:H1'	2.54	0.42
35:BA:2488:A:H2'	35:BA:2489:G:C8	2.55	0.42
35:BA:650:C:C2'	35:BA:651:G:H5''	2.49	0.42
43:BK:4:VAL:HG12	43:BK:5:VAL:HG22	2.00	0.42
12:AL:82:VAL:N	12:AL:106:ASP:OD2	2.44	0.42
10:AJ:55:LYS:HE3	10:AJ:55:LYS:N	2.31	0.42
14:AN:32:SER:O	14:AN:40:CYS:HA	2.19	0.42

Continued on next page...

Continued from previous page...

Atom-1	Atom-2	Interatomic distance (Å)	Clash overlap (Å)
24:AY:519:ARG:NH2	24:AY:678:GLU:H	2.16	0.42
35:BA:1114:G:O2'	35:BA:1115:G:H5''	2.19	0.42
57:BZ:41:LEU:O	57:BZ:42:VAL:C	2.57	0.42
19:AS:6:LYS:CD	19:AS:6:LYS:H	2.31	0.42
35:BA:2555:U:H2'	35:BA:2556:C:C5'	2.43	0.42
1:AA:437:U:C5	1:AA:438:G:C5	3.07	0.42
35:BA:1668:A:C5	35:BA:1674:G:C5	3.07	0.42
18:AR:51:LEU:HA	18:AR:52:PRO:HD3	1.79	0.42
52:BU:25:TRP:HD1	52:BU:26:GLY:N	2.15	0.42
53:BV:67:GLY:C	53:BV:68:LYS:O	2.53	0.42
1:AA:234:C:H2'	1:AA:235:C:H6	1.84	0.42
43:BK:15:GLY:HA2	43:BK:42:ASN:OD1	2.19	0.42
35:BA:1576:U:H2'	35:BA:1577:C:H6	1.83	0.42
1:AA:282:A:H3'	1:AA:283:C:H6	1.83	0.42
35:BA:123:G:C2'	35:BA:124:G:H5'	2.49	0.42
1:AA:993:G:H22	1:AA:996:A:N6	2.16	0.42
1:AA:644:G:N7	1:AA:645:C:C5	2.87	0.42
35:BA:1930:G:H2'	35:BA:1931:U:OP2	2.17	0.42
1:AA:522:C:C5	12:AL:53:ARG:NH2	2.87	0.42
18:AR:69:THR:O	18:AR:72:ARG:HB2	2.19	0.42
1:AA:1515:C:H2'	1:AA:1516:G:H8	1.82	0.42
35:BA:2447:G:O6	35:BA:2504:U:O4	2.37	0.42
1:AA:310:G:C5	1:AA:311:C:C5	3.07	0.42
1:AA:415:A:H2'	1:AA:416:G:H8	1.83	0.42
22:AV:24:U:H2'	22:AV:25:C:H6	1.84	0.42
24:AY:401:SER:O	24:AY:403:GLU:CG	2.67	0.42
47:BP:75:ILE:N	47:BP:75:ILE:CD1	2.81	0.42
17:AQ:59:ILE:CG2	17:AQ:71:PHE:CD1	3.02	0.42
35:BA:496:G:C2'	35:BA:497:A:H5'	2.49	0.42
39:BE:64:LYS:O	39:BE:64:LYS:HG2	2.19	0.42
4:AD:200:GLU:O	4:AD:201:GLN:C	2.56	0.42
35:BA:347:A:H2'	35:BA:348:G:C8	2.54	0.42
35:BA:435:C:H2'	35:BA:436:C:H5'	2.00	0.42
35:BA:1161:C:H2'	35:BA:1162:G:H8	1.84	0.42
35:BA:766:C:O2'	35:BA:767:U:H5'	2.19	0.42
1:AA:753:A:H4'	1:AA:754:C:C5'	2.48	0.42
24:AY:507:TYR:HD1	24:AY:507:TYR:C	2.18	0.42
41:BG:64:THR:CG2	41:BG:66:GLN:H	2.13	0.42
35:BA:1503:U:O2'	35:BA:1504:C:H5'	2.19	0.42
56:BY:94:LYS:O	56:BY:102:CYS:HB2	2.14	0.42
35:BA:271(P):C:H2'	35:BA:271(Q):G:C8	2.55	0.42

Continued on next page...

Continued from previous page...

Atom-1	Atom-2	Interatomic distance (Å)	Clash overlap (Å)
50:BS:89:ARG:HB3	50:BS:92:TYR:HB3	2.00	0.42
2:AB:187:LEU:HD23	2:AB:214:ILE:HG21	2.00	0.42
18:AR:41:LYS:HG3	18:AR:41:LYS:O	2.19	0.42
40:BF:32:LEU:O	40:BF:32:LEU:HD23	2.18	0.42
24:AY:93:GLU:O	24:AY:94:VAL:C	2.55	0.42
50:BS:101:LEU:HD13	50:BS:103:GLU:HB2	2.00	0.42
24:AY:230:LYS:NZ	24:AY:237:PRO:HG3	2.35	0.42
38:BD:34:VAL:C	38:BD:36:PRO:HD2	2.39	0.42
1:AA:975:A:C4'	1:AA:976:G:H5''	2.29	0.42
35:BA:1464:C:O2'	35:BA:1528:A:H8	2.02	0.42
35:BA:1142(A):A:C5	35:BA:1144:G:N7	2.86	0.42
25:B0:40:GLN:NE2	25:B0:44:ARG:H	2.17	0.42
35:BA:2328:A:N1	35:BA:2329:G:C6	2.87	0.42
27:B2:60:LEU:HD23	27:B2:60:LEU:HA	1.85	0.42
9:AI:9:ARG:HB2	9:AI:104:ARG:HH12	1.82	0.42
1:AA:324:G:N2	1:AA:326:G:H3'	2.33	0.42
43:BK:3:LYS:CB	43:BK:29:GLN:HB3	2.41	0.42
1:AA:1053:G:C4'	1:AA:1054:C:H5'	2.48	0.42
26:B1:82:LEU:C	26:B1:83:GLU:HG3	2.39	0.42
35:BA:649:G:C2	35:BA:650:C:C2	3.07	0.42
35:BA:2845:G:H5''	51:BT:55:ASN:HA	2.01	0.42
55:BX:7:VAL:CG1	55:BX:8:ILE:CD1	2.97	0.42
35:BA:563:G:C2	35:BA:564:C:C2	3.07	0.42
35:BA:2851:A:C5	35:BA:2852:G:C5	3.08	0.42
53:BV:19:LYS:HG2	53:BV:94:LEU:CB	2.50	0.42
39:BE:95:ILE:H	39:BE:95:ILE:CD1	2.18	0.42
1:AA:1416:G:H2'	1:AA:1417:G:C8	2.54	0.42
1:AA:1490:C:C6	1:AA:1490:C:C4'	3.01	0.42
1:AA:1434:A:H3'	1:AA:1435:G:C8	2.54	0.42
6:AF:72:VAL:HG13	6:AF:73:ASN:N	2.34	0.42
54:BW:20:VAL:CG2	54:BW:47:VAL:HG21	2.49	0.42
54:BW:43:GLY:O	54:BW:44:ALA:C	2.58	0.42
51:BT:10:VAL:C	51:BT:12:SER:H	2.21	0.42
37:BC:11:LEU:C	37:BC:13:GLU:N	2.73	0.42
37:BC:7:ARG:O	37:BC:11:LEU:HG	2.18	0.42
9:AI:83:ARG:O	9:AI:86:VAL:CG1	2.67	0.42
35:BA:2414:G:H2'	35:BA:2414:G:N3	2.34	0.42
1:AA:182:U:H3'	1:AA:183:G:H5'	2.01	0.42
19:AS:25:LYS:O	19:AS:26:GLY:C	2.58	0.42
1:AA:1260:C:H4'	1:AA:1284:C:H5'	2.01	0.42
24:AY:99:ARG:CZ	24:AY:128:TYR:HB2	2.50	0.42

Continued on next page...

Continued from previous page...

Atom-1	Atom-2	Interatomic distance (Å)	Clash overlap (Å)
35:BA:2201:C:N3	35:BA:2223:G:C2	2.87	0.42
52:BU:28:ARG:NH1	52:BU:38:THR:HG23	2.34	0.42
54:BW:80:PRO:O	54:BW:100:THR:HG21	2.19	0.42
35:BA:338:G:H2'	35:BA:339:U:H6	1.84	0.42
35:BA:2192:G:C2'	35:BA:2193:G:H5''	2.49	0.42
38:BD:176:ARG:HB3	38:BD:176:ARG:NH1	2.34	0.42
35:BA:449:A:H2'	35:BA:450:G:C5'	2.49	0.42
35:BA:463:G:N2	35:BA:466:A:OP2	2.45	0.42
30:B5:19:ARG:NH1	35:BA:1266:G:OP1	2.42	0.42
1:AA:936:C:H2'	1:AA:937:A:H5'	2.01	0.42
54:BW:34:ASN:O	54:BW:37:ARG:HB3	2.19	0.42
24:AY:451:ILE:HG12	24:AY:451:ILE:O	2.19	0.42
1:AA:745:C:H5''	1:AA:851:G:H1'	2.01	0.42
35:BA:692:C:N3	35:BA:771:G:C2	2.87	0.42
25:B0:19:LYS:HD3	25:B0:41:ARG:HH22	1.84	0.42
41:BG:63:ILE:CD1	41:BG:64:THR:HB	2.48	0.42
41:BG:97:ASP:O	41:BG:101:ILE:N	2.49	0.42
45:BN:2:LYS:NZ	53:BV:12:TYR:HA	2.34	0.42
35:BA:2397:G:H2'	35:BA:2398:U:H6	1.83	0.42
40:BF:154:VAL:HG13	40:BF:191:ARG:O	2.20	0.42
51:BT:23:ARG:HA	51:BT:52:ILE:HD11	2.01	0.42
24:AY:138:LYS:HG2	59:AY:702:GDP:C6	2.54	0.42
35:BA:363(F):A:O2'	35:BA:364:C:P	2.76	0.42
35:BA:1654:A:OP1	49:BR:3:HIS:HB2	2.19	0.42
28:B3:6:VAL:HB	28:B3:54:VAL:CG1	2.43	0.42
43:BK:70:LYS:HB3	43:BK:71:THR:H	1.73	0.42
35:BA:2443:C:O2	35:BA:2443:C:C2'	2.65	0.42
19:AS:44:MET:HB3	19:AS:47:HIS:HD2	1.83	0.42
47:BP:91:PHE:H	47:BP:91:PHE:HD1	1.60	0.42
35:BA:570:G:H2'	35:BA:2030:A:N7	2.35	0.42
35:BA:1022:G:N2	35:BA:1142(A):A:C2	2.86	0.42
35:BA:2328:A:H2'	35:BA:2329:G:H8	1.83	0.42
1:AA:1499:A:O2'	1:AA:1500:A:H5'	2.19	0.42
5:AE:76:ILE:CG2	5:AE:118:ILE:HD13	2.49	0.42
5:AE:142:LEU:O	5:AE:143:ARG:NE	2.52	0.42
45:BN:14:VAL:CG1	45:BN:15:LEU:N	2.82	0.42
10:AJ:47:PHE:HD1	10:AJ:47:PHE:N	2.15	0.42
26:B1:8:SER:HB3	26:B1:66:HIS:CG	2.54	0.42
1:AA:190:U:C2	20:AT:105:SER:HB2	2.55	0.42
20:AT:104:LEU:HD23	20:AT:105:SER:O	2.19	0.42
24:AY:513:LYS:N	24:AY:566:THR:O	2.53	0.42

Continued on next page...

Continued from previous page...

Atom-1	Atom-2	Interatomic distance (Å)	Clash overlap (Å)
13:AM:57:ARG:C	13:AM:59:TYR:N	2.71	0.42
18:AR:85:LEU:CD1	18:AR:86:VAL:N	2.80	0.42
39:BE:177:PRO:HG2	39:BE:178:GLU:N	2.33	0.42
36:BB:21:G:O2'	36:BB:22:U:O4'	2.37	0.42
38:BD:132:PRO:HG3	38:BD:190:TYR:CD1	2.55	0.42
42:BH:105:LEU:HD21	42:BH:113:VAL:HB	2.00	0.42
29:B4:4:GLY:O	29:B4:5:ILE:CG2	2.66	0.42
35:BA:392:C:H2'	35:BA:393:C:C6	2.53	0.42
35:BA:392:C:OP1	35:BA:409:C:OP1	2.37	0.42
35:BA:2555:U:C6	35:BA:2556:C:C6	3.07	0.42
2:AB:121:LEU:HD23	2:AB:124:SER:HB3	2.01	0.42
2:AB:126:GLU:HA	2:AB:129:GLU:CD	2.39	0.42
24:AY:228:MET:CE	24:AY:229:LEU:HD23	2.48	0.42
37:BC:80:LYS:HB3	37:BC:119:ASP:OD1	2.19	0.42
9:AI:79:LEU:O	9:AI:82:ALA:N	2.52	0.42
56:BY:52:SER:O	56:BY:53:PRO:C	2.58	0.42
35:BA:2593:U:C2	35:BA:2594:C:C5	3.08	0.42
24:AY:150:ILE:C	24:AY:152:THR:N	2.73	0.42
35:BA:7:G:H1	35:BA:2896:C:N4	2.16	0.42
5:AE:135:THR:O	5:AE:136:MET:C	2.57	0.42
22:AV:56:C:N4	35:BA:2169:A:N3	2.67	0.42
12:AL:6:THR:H	12:AL:9:GLN:HE21	1.67	0.42
35:BA:2152:G:C6	35:BA:2153:G:N7	2.87	0.42
5:AE:36:ASP:OD1	5:AE:38:GLN:N	2.38	0.42
12:AL:37:CYS:CB	12:AL:79:GLU:O	2.66	0.42
21:AU:6:ARG:HE	21:AU:15:ARG:NH2	2.17	0.42
35:BA:1614:A:N1	54:BW:91:GLY:HA2	2.34	0.42
6:AF:23:LYS:O	6:AF:27:GLN:HG2	2.20	0.42
37:BC:181:PHE:HA	37:BC:182:PRO:HD3	1.91	0.42
35:BA:256:A:H2'	35:BA:257:A:C8	2.55	0.42
41:BG:2:PRO:HB2	41:BG:3:LEU:H	1.63	0.42
7:AG:95:ARG:O	7:AG:96:GLN:C	2.55	0.42
24:AY:509:HIS:CE1	24:AY:570:GLY:HA2	2.55	0.42
56:BY:95:LYS:HE2	56:BY:101:LYS:H	1.83	0.42
31:B6:51:GLU:O	31:B6:52:VAL:CB	2.60	0.42
35:BA:826:U:OP1	35:BA:2429:G:OP1	2.37	0.42
35:BA:2473:U:C3'	35:BA:2474:C:C5'	2.85	0.42
35:BA:301:G:HO2'	35:BA:302:C:H6	1.66	0.42
27:B2:67:LYS:C	27:B2:69:ARG:H	2.22	0.42
24:AY:125:ALA:C	24:AY:127:LYS:N	2.69	0.42
40:BF:83:PHE:O	40:BF:84:VAL:C	2.57	0.42

Continued on next page...

Continued from previous page...

Atom-1	Atom-2	Interatomic distance (Å)	Clash overlap (Å)
24:AY:468:ARG:C	24:AY:470:PHE:N	2.70	0.42
33:B8:10:ALA:O	33:B8:11:LYS:C	2.57	0.42
35:BA:2498:C:HO2'	35:BA:2499:C:H5'	1.81	0.42
46:BO:111:PHE:O	46:BO:115:VAL:HG23	2.19	0.42
53:BV:32:THR:HG22	53:BV:33:VAL:H	1.78	0.42
47:BP:106:LEU:CD1	47:BP:106:LEU:N	2.81	0.42
35:BA:1087:G:H5''	35:BA:1088:A:OP2	2.19	0.42
14:AN:23:ARG:NH1	14:AN:30:ALA:HB2	2.34	0.42
8:AH:83:ILE:CD1	8:AH:137:VAL:HG22	2.43	0.42
48:BQ:11:LYS:NZ	48:BQ:88:GLY:O	2.52	0.42
36:BB:87:G:O3'	36:BB:88:C:C6	2.72	0.42
27:B2:43:GLN:H	27:B2:43:GLN:HG3	1.54	0.42
1:AA:707:C:O2'	1:AA:708:C:C5'	2.63	0.42
39:BE:26:ILE:CD1	39:BE:198:VAL:HG21	2.49	0.42
37:BC:29:LEU:O	37:BC:32:GLU:N	2.50	0.42
35:BA:2483:C:H3'	35:BA:2484:G:C5'	2.44	0.42
2:AB:91:PRO:HG2	2:AB:155:LEU:HD23	2.02	0.42
43:BK:79:ARG:HD2	43:BK:85:GLU:O	2.19	0.42
1:AA:1286:A:H2'	1:AA:1287:A:H4'	2.01	0.42
1:AA:1339:A:H4'	22:AV:41:C:H4'	2.01	0.42
35:BA:1917:U:C2'	35:BA:1918:A:C5'	2.94	0.42
1:AA:1101:A:H4'	1:AA:1102:A:H4'	2.00	0.42
6:AF:38:GLU:HB2	6:AF:64:GLN:O	2.19	0.42
38:BD:117:VAL:HG22	38:BD:118:VAL:N	2.34	0.42
38:BD:127:VAL:HG22	38:BD:194:GLY:CA	2.49	0.42
35:BA:1581:G:C6	35:BA:1582:C:N3	2.88	0.42
4:AD:120:LEU:CB	4:AD:126:ILE:HD11	2.49	0.42
4:AD:127:THR:HG23	4:AD:147:ALA:HB3	2.01	0.42
2:AB:97:TRP:HH2	2:AB:176:GLU:CD	2.23	0.42
35:BA:1473:G:O2'	35:BA:1474:C:H5'	2.18	0.42
17:AQ:67:LYS:CA	17:AQ:70:ARG:HH12	2.30	0.42
35:BA:58:G:H1	35:BA:69:C:N4	2.16	0.42
15:AO:9:GLN:O	15:AO:10:LYS:C	2.56	0.42
35:BA:2656:U:C4	35:BA:2665:A:H2	2.37	0.42
57:BZ:23:LYS:HD3	57:BZ:38:TYR:CE2	2.55	0.42
38:BD:148:GLU:HB2	38:BD:151:LYS:HG3	2.00	0.42
38:BD:210:GLY:HA2	38:BD:213:ARG:HB2	2.02	0.42
2:AB:81:VAL:O	2:AB:82:ARG:C	2.58	0.42
1:AA:765:G:N2	1:AA:812:C:O2'	2.52	0.42
56:BY:4:LYS:O	56:BY:6:HIS:CD2	2.71	0.42
17:AQ:10:VAL:HG13	17:AQ:19:VAL:HB	2.00	0.42

Continued on next page...

Continued from previous page...

Atom-1	Atom-2	Interatomic distance (Å)	Clash overlap (Å)
22:AV:64:G:C6	22:AV:65:C:C4	3.08	0.42
7:AG:108:ALA:HB1	7:AG:120:ILE:HD13	2.01	0.42
44:BL:94:LEU:C	44:BL:95:LYS:HG2	2.40	0.42
1:AA:669:U:H2'	1:AA:670:G:C8	2.55	0.42
10:AJ:65:LEU:HD12	14:AN:55:GLY:C	2.39	0.42
35:BA:413:C:H4'	35:BA:1880:C:O2'	2.19	0.42
42:BH:97:ARG:O	42:BH:97:ARG:HG2	2.19	0.42
1:AA:622:A:C8	1:AA:623:C:C5	3.07	0.42
35:BA:703:U:C4	35:BA:704:G:C6	3.07	0.42
1:AA:512:U:O2	1:AA:540:G:C2	2.73	0.42
41:BG:40:ASN:HD22	41:BG:91:ARG:HB2	1.85	0.42
52:BU:49:HIS:HA	52:BU:52:ARG:HB2	2.02	0.42
52:BU:53:ARG:O	52:BU:54:LYS:C	2.58	0.42
40:BF:180:GLY:O	40:BF:182:ASN:N	2.52	0.42
22:AV:76:A:H1'	35:BA:2421:G:N2	2.34	0.42
47:BP:62:LEU:HD23	47:BP:62:LEU:O	2.20	0.42
50:BS:89:ARG:HB3	50:BS:92:TYR:CB	2.49	0.42
43:BK:112:MET:HG3	43:BK:113:PRO:CD	2.44	0.42
1:AA:1321:C:C5'	1:AA:1322:C:H5'	2.49	0.42
2:AB:219:VAL:O	2:AB:220:ASP:C	2.55	0.42
42:BH:46:GLU:HG3	42:BH:51:ARG:HB2	2.00	0.42
35:BA:342:G:N2	35:BA:343:C:C2	2.87	0.42
24:AY:115:GLU:OE1	24:AY:118:SER:CB	2.68	0.42
24:AY:272:LEU:O	24:AY:275:ALA:HB3	2.19	0.42
35:BA:1598:C:H2'	35:BA:1599:C:C6	2.54	0.42
55:BX:36:LYS:HB3	55:BX:56:THR:CG2	2.46	0.42
41:BG:131:TYR:HE2	41:BG:133:LEU:CD2	2.31	0.42
35:BA:2478:A:C2'	35:BA:2479:G:H5'	2.50	0.42
36:BB:28:C:C2'	36:BB:29:A:H5'	2.49	0.42
50:BS:69:VAL:HG13	50:BS:99:LYS:HE2	2.01	0.42
42:BH:68:THR:C	42:BH:70:THR:N	2.73	0.42
4:AD:91:SER:O	4:AD:92:VAL:C	2.58	0.42
42:BH:144:VAL:O	42:BH:144:VAL:HG12	2.18	0.42
35:BA:1544:A:O2'	35:BA:1545:A:H5'	2.20	0.42
24:AY:286:ILE:HA	24:AY:287:PRO:HD3	1.65	0.42
3:AC:83:ARG:C	3:AC:85:ARG:N	2.72	0.42
3:AC:16:ARG:CD	3:AC:17:ASP:N	2.82	0.42
1:AA:376:G:N3	1:AA:389:A:C2	2.88	0.42
1:AA:375:U:C4	1:AA:376:G:N7	2.87	0.42
5:AE:76:ILE:HG22	5:AE:118:ILE:HD13	2.00	0.42
35:BA:2743:C:C2'	35:BA:2744:G:O5'	2.68	0.42

Continued on next page...

Continued from previous page...

Atom-1	Atom-2	Interatomic distance (Å)	Clash overlap (Å)
24:AY:491:VAL:HG21	24:AY:597:GLY:CA	2.49	0.42
35:BA:1771:C:H1'	35:BA:1786:A:C8	2.55	0.42
35:BA:2747:G:N2	35:BA:2757:A:H62	2.17	0.42
35:BA:2876:G:C5'	51:BT:3:ARG:HA	2.49	0.42
35:BA:979:G:H3'	35:BA:980:A:H5''	1.93	0.42
24:AY:309:LEU:HA	24:AY:333:GLY:HA3	2.01	0.42
1:AA:1276:G:C2'	1:AA:1277:C:H5'	2.49	0.42
39:BE:176:ILE:HG22	39:BE:179:GLU:H	1.85	0.42
35:BA:848:G:C4	35:BA:933:A:C8	3.05	0.42
54:BW:44:ALA:O	54:BW:47:VAL:N	2.52	0.42
36:BB:114:C:O2'	50:BS:46:VAL:CG1	2.68	0.42
5:AE:91:LEU:HA	5:AE:120:THR:HG22	2.00	0.42
11:AK:54:ARG:C	11:AK:56:GLY:H	2.22	0.42
48:BQ:19:GLY:O	48:BQ:20:ALA:HB3	2.19	0.42
35:BA:1854:A:H62	35:BA:1888:G:H8	1.67	0.42
5:AE:64:ARG:CZ	5:AE:64:ARG:HB2	2.50	0.42
35:BA:2624:G:H2'	35:BA:2625:G:H5'	2.01	0.42
38:BD:183:ARG:HH11	38:BD:183:ARG:CG	2.33	0.42
29:B4:33:VAL:CG1	29:B4:34:GLU:N	2.82	0.42
24:AY:538:TYR:HE2	24:AY:577:SER:HB3	1.84	0.42
35:BA:2725:A:C4	35:BA:2727:G:C8	3.07	0.42
4:AD:205:GLU:OE1	5:AE:100:VAL:HG22	2.20	0.42
35:BA:523:C:H5'	35:BA:541:C:H1'	2.02	0.42
1:AA:189:G:H2'	1:AA:189(A):C:H6	1.80	0.42
22:AV:35:A:C4	22:AV:36:U:C5	3.06	0.42
16:AP:1:MET:HG3	16:AP:65:GLN:CG	2.49	0.42
35:BA:1835:G:H1'	35:BA:1931:U:C2	2.55	0.42
35:BA:2333:A:C1'	35:BA:2335:A:C6	3.03	0.42
1:AA:119:A:N7	1:AA:288:A:C2	2.88	0.42
19:AS:39:THR:OG1	19:AS:70:LYS:HE2	2.18	0.42
35:BA:438:G:H2'	35:BA:440:G:C8	2.53	0.42
7:AG:29:LYS:HB3	7:AG:105:VAL:HG21	2.01	0.42
14:AN:36:PHE:C	14:AN:36:PHE:CD1	2.92	0.42
25:B0:19:LYS:CD	25:B0:41:ARG:HH22	2.31	0.42
35:BA:478:A:C6	35:BA:480:A:C6	3.06	0.42
1:AA:610:G:N3	1:AA:610:G:H2'	2.34	0.42
3:AC:26:LYS:HD2	10:AJ:45:ARG:HH22	1.85	0.42
35:BA:1289:C:H2'	35:BA:1289:C:O2	2.19	0.42
24:AY:509:HIS:C	24:AY:510:VAL:HG23	2.40	0.42
41:BG:58:GLN:OE1	41:BG:62:LEU:HD11	2.20	0.42
35:BA:104:U:C6	35:BA:105:C:C6	3.08	0.42

Continued on next page...

Continued from previous page...

Atom-1	Atom-2	Interatomic distance (Å)	Clash overlap (Å)
26:B1:81:LYS:NZ	35:BA:271(H):G:O3'	2.32	0.42
31:B6:28:ARG:HB2	31:B6:29:ASN:H	1.65	0.42
43:BK:100:THR:HG1	43:BK:103:GLN:HG3	1.84	0.42
40:BF:154:VAL:HA	40:BF:191:ARG:O	2.19	0.42
35:BA:2572:A:C5'	35:BA:2574:G:H4'	2.25	0.42
51:BT:28:VAL:HB	51:BT:88:ILE:HD11	2.02	0.42
1:AA:1226:C:C5	13:AM:104:ARG:HB2	2.54	0.42
24:AY:165:GLN:HA	24:AY:178:ILE:O	2.19	0.42
52:BU:13:LYS:O	52:BU:16:LYS:HB2	2.19	0.42
40:BF:64:ILE:HD13	40:BF:65:TRP:CE3	2.54	0.42
33:B8:49:VAL:O	33:B8:53:PRO:HD3	2.19	0.42
42:BH:85:LYS:C	42:BH:85:LYS:CD	2.87	0.42
35:BA:1452:A:H3'	35:BA:1453:U:H5'	1.99	0.42
20:AT:63:ILE:C	20:AT:65:LYS:N	2.67	0.42
35:BA:2615:U:H2'	35:BA:2616:C:H6	1.84	0.42
35:BA:900:A:C5	35:BA:901:A:C8	3.07	0.42
56:BY:46:LYS:HB3	56:BY:47:LYS:H	1.59	0.42
36:BB:66:A:H4'	36:BB:67:G:OP1	2.18	0.42
38:BD:75:ILE:HA	38:BD:76:PRO:HD2	1.92	0.42
35:BA:652:C:O2'	35:BA:653:A:C5'	2.67	0.42
35:BA:653:A:H3'	35:BA:653:A:N3	2.34	0.42
35:BA:654:A:C8	35:BA:654(V):A:H4'	2.53	0.42
47:BP:114:ILE:HG13	47:BP:114:ILE:O	2.19	0.42
24:AY:341:VAL:HG23	24:AY:350:GLU:HB2	2.02	0.42
1:AA:692:U:H5	11:AK:26:ASN:OD1	2.03	0.42
55:BX:65:ARG:CG	55:BX:66:LEU:N	2.81	0.42
57:BZ:81:ARG:HH11	57:BZ:81:ARG:HB2	1.85	0.42
35:BA:1077:A:H2	35:BA:1088:A:H2'	1.84	0.42
57:BZ:56:VAL:HG11	57:BZ:68:PRO:HB2	2.00	0.42
8:AH:109:ILE:CG2	8:AH:137:VAL:HB	2.50	0.42
35:BA:2876:G:H5''	51:BT:3:ARG:HA	2.01	0.42
35:BA:978:G:N1	35:BA:985:C:N4	2.56	0.42
35:BA:958:U:C3'	35:BA:958:U:C6	3.01	0.42
35:BA:1653:G:O6	49:BR:11:ASN:HA	2.20	0.42
48:BQ:59:ARG:CB	57:BZ:180:VAL:CG2	2.97	0.42
6:AF:2:ARG:CZ	6:AF:69:GLU:HG3	2.49	0.42
1:AA:444:C:O2	1:AA:444:C:H2'	2.20	0.42
35:BA:393:C:O2'	35:BA:394:A:H5'	2.18	0.42
35:BA:2364:C:H2'	35:BA:2365:G:O4'	2.19	0.42
2:AB:128:GLU:HB3	2:AB:129:GLU:H	1.77	0.42
1:AA:999:C:H2'	1:AA:1000:U:C4	2.55	0.42

Continued on next page...

Continued from previous page...

Atom-1	Atom-2	Interatomic distance (Å)	Clash overlap (Å)
7:AG:151:TYR:OH	11:AK:54:ARG:CD	2.63	0.42
37:BC:119:ASP:OD1	37:BC:120:VAL:HG13	2.20	0.42
36:BB:26:A:C8	36:BB:27:C:C5	3.07	0.42
9:AI:95:LYS:CA	9:AI:98:PRO:HD2	2.49	0.42
35:BA:1171:G:N2	35:BA:1179:C:N3	2.67	0.42
35:BA:2009:G:O2'	35:BA:2010:G:H5'	2.20	0.42
9:AI:117:HIS:C	9:AI:118:LYS:HG3	2.40	0.42
18:AR:45:SER:OG	18:AR:46:GLU:N	2.50	0.42
35:BA:2624:G:C2'	35:BA:2625:G:H5'	2.50	0.42
26:B1:4:VAL:HG21	26:B1:11:ARG:HH11	1.84	0.42
35:BA:794:G:C2	35:BA:795:C:C2	3.08	0.42
16:AP:43:LYS:HG3	16:AP:48:TRP:CE3	2.55	0.42
12:AL:6:THR:OG1	12:AL:9:GLN:HG3	2.19	0.42
57:BZ:20:ARG:HB2	57:BZ:20:ARG:CZ	2.50	0.42
35:BA:684:G:O2'	35:BA:788:A:N7	2.53	0.42
2:AB:235:SER:O	2:AB:237:ALA:N	2.48	0.42
39:BE:67:PHE:O	39:BE:70:ALA:HB2	2.19	0.42
35:BA:1963:U:H4'	35:BA:1964:G:OP1	2.19	0.42
57:BZ:129:SER:C	57:BZ:131:ARG:N	2.72	0.42
57:BZ:127:LYS:HB3	57:BZ:127:LYS:HZ3	1.84	0.42
55:BX:3:THR:N	55:BX:6:ASP:OD2	2.52	0.42
35:BA:416:C:H6	35:BA:416:C:O5'	2.03	0.42
24:AY:42:ILE:HG22	24:AY:42:ILE:O	2.20	0.42
35:BA:2563:U:H2'	35:BA:2565:A:OP2	2.19	0.42
38:BD:7:LYS:HB3	38:BD:8:PRO:HD2	2.02	0.42
24:AY:529:ILE:HG12	24:AY:567:LEU:HG	2.02	0.42
35:BA:2303:G:N2	35:BA:2313:C:N3	2.55	0.42
52:BU:82:GLY:C	52:BU:84:LYS:H	2.23	0.42
35:BA:1503:U:C2	35:BA:1504:C:C5	3.07	0.42
40:BF:53:THR:HG23	40:BF:55:GLY:CA	2.45	0.42
35:BA:87:C:H5''	35:BA:88:G:H5'	2.02	0.42
22:AV:76:A:N6	35:BA:2422:A:O4'	2.53	0.42
35:BA:322:A:O5'	40:BF:169:ASN:ND2	2.47	0.42
24:AY:260:LEU:O	24:AY:268:GLY:HA3	2.18	0.42
38:BD:61:LEU:HD22	38:BD:61:LEU:HA	1.86	0.42
35:BA:2000:G:OP2	49:BR:3:HIS:CE1	2.70	0.42
9:AI:4:TYR:CD2	9:AI:88:TYR:CB	2.94	0.42
1:AA:1130:A:C5'	9:AI:18:PHE:HE1	2.31	0.42
36:BB:9:G:P	50:BS:25:ARG:NH2	2.92	0.42
25:B0:40:GLN:HE22	25:B0:43:THR:C	2.23	0.42
35:BA:2881:C:H2'	35:BA:2882:A:H8	1.85	0.42

Continued on next page...

Continued from previous page...

Atom-1	Atom-2	Interatomic distance (Å)	Clash overlap (Å)
20:AT:61:SER:O	20:AT:62:LEU:C	2.55	0.42
5:AE:143:ARG:HD3	5:AE:143:ARG:HA	1.74	0.42
35:BA:1475:G:C2	35:BA:1517:G:C4	3.08	0.42
3:AC:65:ALA:O	3:AC:66:VAL:HB	2.19	0.42
26:B1:45:ASN:ND2	26:B1:47:GLN:HE21	2.18	0.42
35:BA:1770:G:C2'	35:BA:1771:C:H5'	2.50	0.42
42:BH:65:HIS:HE1	42:BH:69:ARG:HH11	1.66	0.42
35:BA:1331:A:C2'	35:BA:1332:G:H5''	2.49	0.42
35:BA:1948:G:H2'	35:BA:1949:G:C5'	2.47	0.42
1:AA:1239:A:C2'	1:AA:1298:C:N4	2.81	0.42
8:AH:7:ALA:HA	8:AH:10:LEU:HD12	2.02	0.42
8:AH:9:MET:HG3	8:AH:26:VAL:HG21	2.01	0.42
35:BA:2735:G:O2'	35:BA:2736:G:H5'	2.19	0.42
25:B0:20:ARG:N	25:B0:20:ARG:HD2	2.19	0.42
1:AA:409:G:C5'	4:AD:25:ARG:HB2	2.50	0.42
45:BN:67:LEU:HD23	45:BN:87:LEU:CB	2.49	0.42
10:AJ:61:GLU:HG3	14:AN:58:LYS:HZ1	1.82	0.42
1:AA:1217:C:O2	1:AA:1217:C:H2'	2.19	0.42
11:AK:34:ASP:HB2	11:AK:35:PRO:HD2	2.00	0.42
35:BA:2720:U:H2'	35:BA:2721:A:O4'	2.18	0.42
1:AA:1442(B):A:C5	51:BT:118:ARG:NE	2.88	0.42
1:AA:1477:C:H2'	1:AA:1478:C:O4'	2.20	0.42
20:AT:43:LEU:O	20:AT:45:GLN:N	2.53	0.42
39:BE:167:VAL:HG12	39:BE:189:PRO:CD	2.49	0.42
1:AA:986:A:H2'	1:AA:987:G:H8	1.85	0.42
1:AA:721:G:OP1	1:AA:721:G:H8	2.02	0.42
1:AA:535:A:H4'	1:AA:536:C:OP1	2.19	0.42
24:AY:251:ILE:H	24:AY:251:ILE:HG13	1.64	0.42
35:BA:2861:G:N3	35:BA:2862:G:C8	2.88	0.42
35:BA:1297:C:C2	35:BA:1298:C:C5	3.06	0.42
18:AR:40:LEU:O	18:AR:43:PHE:HD1	2.03	0.42
39:BE:68:ALA:HB3	39:BE:69:LYS:HE2	2.02	0.42
11:AK:66:LEU:O	11:AK:67:ASP:C	2.56	0.42
11:AK:67:ASP:OD1	11:AK:71:LYS:HE3	2.19	0.42
35:BA:1632:A:C5	35:BA:1633:G:C6	3.07	0.42
35:BA:2582:G:N3	35:BA:2582:G:H2'	2.34	0.42
2:AB:224:GLN:HG2	2:AB:224:GLN:O	2.20	0.42
46:BO:71:ARG:HG3	46:BO:71:ARG:HH11	1.85	0.42
1:AA:649:G:H2'	1:AA:650:G:O4'	2.20	0.42
35:BA:2028:U:H2'	35:BA:2029:G:C8	2.54	0.42
1:AA:1483:A:H2	35:BA:1959:G:N3	2.18	0.42

Continued on next page...

Continued from previous page...

Atom-1	Atom-2	Interatomic distance (Å)	Clash overlap (Å)
1:AA:542:G:N2	1:AA:543:C:C2	2.87	0.42
52:BU:83:LEU:HG	52:BU:88:ILE:HD11	2.02	0.42
35:BA:88:G:N3	35:BA:88:G:H2'	2.34	0.42
24:AY:653:PHE:O	24:AY:654:GLY:C	2.56	0.42
1:AA:1238:A:OP1	1:AA:1336:C:H5	2.02	0.42
35:BA:303:U:H2'	35:BA:304:G:H8	1.84	0.42
35:BA:321:G:OP2	40:BF:135:LYS:HD2	2.20	0.42
35:BA:659:C:H1'	40:BF:102:PRO:HD3	2.02	0.42
35:BA:2787:C:H1'	39:BE:61:ARG:CD	2.49	0.42
35:BA:272(I):U:O2	35:BA:272(I):U:C3'	2.66	0.42
35:BA:2820:A:C8	39:BE:191:PRO:CB	3.03	0.42
5:AE:7:GLU:CB	5:AE:35:GLY:O	2.68	0.42
37:BC:104:ILE:HG12	37:BC:108:TRP:HE3	1.83	0.42
37:BC:76:LEU:HD23	37:BC:114:VAL:HG13	2.01	0.42
3:AC:93:LYS:CG	3:AC:93:LYS:O	2.68	0.42
49:BR:117:VAL:HG12	49:BR:118:GLU:H	1.82	0.42
1:AA:1053:G:H3'	1:AA:1054:C:H5'	2.01	0.42
35:BA:481:G:H2'	35:BA:507:A:C2	2.54	0.42
39:BE:43:GLY:O	39:BE:44:TYR:HB3	2.20	0.42
35:BA:2296:U:C4'	35:BA:2297:C:OP1	2.55	0.42
24:AY:9:LEU:O	24:AY:9:LEU:HD23	2.19	0.42
24:AY:515:GLU:HG2	24:AY:564:LYS:HB3	2.01	0.42
4:AD:196:LEU:C	4:AD:198:VAL:H	2.23	0.42
8:AH:6:ILE:C	8:AH:8:ASP:N	2.71	0.42
3:AC:51:GLY:O	3:AC:115:LEU:HD21	2.20	0.42
12:AL:87:GLY:HA2	12:AL:98:TYR:HA	2.02	0.42
2:AB:143:GLU:O	2:AB:146:GLN:HB3	2.20	0.42
8:AH:17:THR:HB	8:AH:78:GLN:CD	2.38	0.42
48:BQ:118:LEU:CD1	48:BQ:131:ILE:HG23	2.50	0.42
9:AI:5:TYR:CD2	9:AI:17:VAL:O	2.71	0.42
1:AA:1347:G:H2'	1:AA:1373:G:N1	2.35	0.42
1:AA:98:G:H2'	1:AA:99:U:O4'	2.20	0.42
1:AA:1158:C:O2	1:AA:1158:C:C2'	2.67	0.42
20:AT:92:LEU:HA	20:AT:92:LEU:HD23	1.88	0.42
20:AT:75:ASN:H	20:AT:75:ASN:ND2	2.15	0.42
35:BA:775:G:C4	35:BA:794:G:C8	3.08	0.42
35:BA:2203:U:H1'	38:BD:151:LYS:HE3	2.01	0.42
3:AC:182:ILE:HA	3:AC:202:ILE:O	2.19	0.42
16:AP:71:ARG:O	16:AP:74:LEU:N	2.52	0.42
35:BA:530:G:O4'	35:BA:530:G:N3	2.52	0.42
1:AA:33:A:C2	12:AL:32:PHE:HE2	2.37	0.42

Continued on next page...

Continued from previous page...

Atom-1	Atom-2	Interatomic distance (Å)	Clash overlap (Å)
35:BA:2728:U:H2'	35:BA:2729:G:H8	1.84	0.42
35:BA:1288:U:H4'	35:BA:1289:C:OP2	2.19	0.42
24:AY:443:HIS:O	24:AY:445:GLU:N	2.52	0.42
13:AM:99:ARG:O	13:AM:101:GLN:HG3	2.19	0.42
24:AY:377:VAL:HG23	24:AY:378:VAL:N	2.35	0.42
6:AF:81:ILE:CG2	6:AF:81:ILE:O	2.66	0.42
35:BA:1985:G:O2'	35:BA:1986:A:H5'	2.19	0.42
52:BU:106:PHE:HA	52:BU:109:LEU:HD12	2.02	0.42
52:BU:55:ARG:HA	52:BU:58:ARG:HD2	2.00	0.42
53:BV:4:ILE:HA	53:BV:12:TYR:O	2.20	0.42
56:BY:31:LEU:CD2	56:BY:31:LEU:N	2.79	0.42
43:BK:103:GLN:CA	43:BK:106:GLU:HG2	2.49	0.42
35:BA:1845:G:C2'	35:BA:1846:G:C5'	2.76	0.42
41:BG:77:ILE:HD13	41:BG:77:ILE:HG21	1.65	0.42
35:BA:448:U:C4	35:BA:583:G:H1'	2.55	0.42
35:BA:1596:A:O2'	35:BA:1597:A:H5'	2.19	0.42
24:AY:422:GLU:O	24:AY:425:SER:N	2.52	0.42
7:AG:82:GLY:HA3	23:AX:13:A:C2	2.53	0.42
35:BA:272(D):G:H1	35:BA:364:C:N4	2.16	0.42
34:B9:10:ILE:HB	34:B9:32:HIS:CE1	2.54	0.42
10:AJ:32:ALA:CA	10:AJ:78:ASN:HD21	2.33	0.42
10:AJ:81:THR:O	10:AJ:83:GLU:N	2.53	0.42
10:AJ:81:THR:C	10:AJ:83:GLU:N	2.70	0.42
36:BB:73:A:C4	36:BB:105:A:C2	3.08	0.42
1:AA:1125:U:H2'	1:AA:1126:U:H2'	2.01	0.42
40:BF:8:GLN:CB	40:BF:126:VAL:HA	2.30	0.42
24:AY:276:VAL:O	24:AY:277:VAL:C	2.58	0.42
35:BA:1144:G:C2'	35:BA:1145:C:H5'	2.49	0.42
45:BN:61:ARG:HD3	45:BN:61:ARG:HA	1.88	0.42
16:AP:20:VAL:CG2	16:AP:21:VAL:N	2.83	0.42
30:B5:16:ARG:NH1	30:B5:16:ARG:CG	2.75	0.42
18:AR:62:GLU:O	18:AR:65:ILE:HG12	2.20	0.42
14:AN:37:PHE:CB	14:AN:39:LEU:HD12	2.38	0.42
35:BA:2835:A:N6	35:BA:2878:U:H3'	2.35	0.42
38:BD:76:PRO:HB2	38:BD:116:GLN:NE2	2.35	0.42
1:AA:176:C:C2	1:AA:177:C:C5	3.08	0.42
4:AD:192:GLU:O	4:AD:193:ASP:C	2.57	0.42
1:AA:1525:G:O2'	1:AA:1526:G:H5'	2.20	0.42
24:AY:519:ARG:NH2	24:AY:677:GLN:HB2	2.33	0.42
24:AY:264:LEU:C	24:AY:264:LEU:CD2	2.88	0.42
48:BQ:69:PHE:HA	48:BQ:70:PRO:HD2	1.88	0.42

Continued on next page...

Continued from previous page...

Atom-1	Atom-2	Interatomic distance (Å)	Clash overlap (Å)
35:BA:2469:A:N1	35:BA:2470:G:C4	2.88	0.42
1:AA:1414:U:H2'	1:AA:1415:G:C8	2.54	0.42
35:BA:2363:C:H2'	35:BA:2364:C:C6	2.55	0.42
24:AY:402:ILE:HG22	24:AY:402:ILE:O	2.18	0.42
35:BA:1375:C:H2'	35:BA:1376:C:C6	2.38	0.42
35:BA:2126:A:O2'	35:BA:2127:G:P	2.78	0.42
51:BT:7:ILE:HG21	51:BT:7:ILE:HD13	1.72	0.42
35:BA:876:C:H2'	35:BA:877:U:O4'	2.20	0.42
35:BA:1052:C:O5'	35:BA:1052:C:C6	2.73	0.42
9:AI:11:LYS:O	9:AI:11:LYS:HG2	2.19	0.42
35:BA:121:G:N2	35:BA:122:G:H1'	2.35	0.42
35:BA:2219:G:O5'	35:BA:2219:G:C8	2.66	0.42
1:AA:883:C:C2'	1:AA:884:U:H5'	2.50	0.42
24:AY:150:ILE:C	24:AY:152:THR:H	2.22	0.42
35:BA:2661:G:C6	35:BA:2662:A:C2	3.08	0.42
45:BN:102:ALA:O	45:BN:106:MET:HE3	2.19	0.42
35:BA:523:C:C6	35:BA:523:C:C3'	3.03	0.42
53:BV:54:GLY:O	53:BV:55:ALA:CB	2.66	0.42
35:BA:1416:G:C2	35:BA:1417:C:C4	3.08	0.42
14:AN:3:ARG:HB3	14:AN:3:ARG:HE	1.67	0.42
1:AA:143:A:H2	1:AA:220:G:H1	1.67	0.42
40:BF:121:GLY:C	40:BF:123:LEU:N	2.72	0.42
35:BA:1632:A:H2'	35:BA:1633:G:C8	2.55	0.42
15:AO:34:LEU:HD12	15:AO:34:LEU:O	2.19	0.42
36:BB:46:A:N6	36:BB:47:C:N4	2.67	0.42
46:BO:71:ARG:HB3	46:BO:72:PRO:HD2	2.02	0.42
35:BA:1765:C:O2'	35:BA:1766:U:H5'	2.20	0.42
1:AA:876:G:C6	1:AA:877:C:N4	2.88	0.42
8:AH:25:ASP:N	8:AH:25:ASP:OD1	2.53	0.42
3:AC:79:ARG:HH11	3:AC:79:ARG:HB2	1.84	0.42
35:BA:2547:U:H2'	35:BA:2548:G:H8	1.84	0.42
35:BA:1912:A:C2	35:BA:1919:A:C6	3.08	0.42
56:BY:32:PRO:C	56:BY:35:TYR:H	2.23	0.42
35:BA:695:G:C5	35:BA:768:G:O6	2.73	0.42
35:BA:2286:A:C6	35:BA:2346:A:N6	2.87	0.42
43:BK:119:ASP:HB3	43:BK:120:LEU:H	1.38	0.42
2:AB:50:GLU:O	2:AB:51:LEU:C	2.56	0.42
57:BZ:118:GLN:O	57:BZ:172:ALA:HB1	2.20	0.42
18:AR:37:VAL:O	18:AR:39:VAL:N	2.53	0.42
40:BF:201:VAL:HA	40:BF:204:ASN:HD22	1.85	0.42
24:AY:120:THR:O	24:AY:121:VAL:C	2.59	0.42

Continued on next page...

Continued from previous page...

Atom-1	Atom-2	Interatomic distance (Å)	Clash overlap (Å)
24:AY:181:LEU:HD13	24:AY:216:LEU:HD21	2.02	0.42
35:BA:2531:A:H5'	42:BH:157:TYR:CZ	2.55	0.42
22:AV:46:G:C8	22:AV:46:G:H3'	2.55	0.42
34:B9:4:ARG:NH1	35:BA:2477:C:C4	2.85	0.42
50:BS:95:HIS:O	50:BS:96:GLY:C	2.56	0.42
50:BS:66:ALA:CB	50:BS:97:ARG:HB2	2.50	0.42
28:B3:6:VAL:HG23	28:B3:6:VAL:O	2.19	0.42
37:BC:191:ARG:CG	37:BC:191:ARG:NH1	2.71	0.42
35:BA:1448:G:H2'	35:BA:1449:A:C8	2.54	0.42
35:BA:1541:G:H1'	35:BA:1542:A:N9	2.34	0.42
35:BA:620:G:H4'	35:BA:621:A:H5''	2.01	0.42
43:BK:57:ILE:H	43:BK:57:ILE:CD1	2.22	0.42
5:AE:78:HIS:ND1	5:AE:79:GLU:N	2.67	0.42
56:BY:55:TYR:HD1	56:BY:55:TYR:N	2.18	0.42
35:BA:1788:C:C2'	35:BA:1789:A:H5'	2.49	0.42
35:BA:1788:C:H2'	35:BA:1789:A:O4'	2.20	0.42
51:BT:55:ASN:CA	51:BT:59:THR:HG22	2.49	0.42
12:AL:28:LYS:HE2	12:AL:33:ARG:CZ	2.49	0.42
12:AL:28:LYS:CG	12:AL:33:ARG:HH22	2.32	0.42
1:AA:973:G:H1'	10:AJ:55:LYS:HZ3	1.80	0.42
48:BQ:12:GLN:NE2	48:BQ:72:LYS:HG3	2.35	0.42
4:AD:25:ARG:HH12	4:AD:30:LYS:HB2	1.84	0.42
35:BA:660:G:H2'	35:BA:661:C:C6	2.55	0.42
45:BN:87:LEU:HA	45:BN:90:MET:HB2	2.01	0.42
48:BQ:68:ILE:HG23	48:BQ:103:MET:HA	2.01	0.42
29:B4:22:ILE:CG2	29:B4:23:GLU:H	2.33	0.42
10:AJ:20:ALA:O	10:AJ:24:VAL:HG23	2.19	0.42
41:BG:162:THR:O	41:BG:163:ALA:C	2.58	0.42
48:BQ:130:LYS:HZ3	57:BZ:80:ARG:HH11	1.67	0.42
48:BQ:1:MET:HE1	48:BQ:45:GLN:N	2.35	0.42
35:BA:2779:U:H5'	35:BA:2780:G:O5'	2.20	0.42
35:BA:1801:G:H3'	35:BA:1802:A:H5'	2.01	0.42
1:AA:715:A:H1'	1:AA:777:A:N1	2.35	0.42
20:AT:45:GLN:HB2	20:AT:91:LEU:HD22	2.01	0.42
32:B7:39:ARG:NH2	35:BA:468:G:N7	2.61	0.42
45:BN:99:LEU:HD13	45:BN:103:VAL:HG23	2.02	0.42
35:BA:640:C:H2'	35:BA:641:C:C6	2.55	0.42
1:AA:1049:U:O2'	1:AA:1050:G:OP2	2.28	0.42
24:AY:486:THR:CG2	24:AY:600:VAL:CG1	2.97	0.42
39:BE:51:PHE:HD2	39:BE:52:LEU:HD13	1.85	0.42
57:BZ:20:ARG:HB3	57:BZ:20:ARG:HH11	1.85	0.42

Continued on next page...

Continued from previous page...

Atom-1	Atom-2	Interatomic distance (Å)	Clash overlap (Å)
1:AA:1379:G:O2'	1:AA:1380:U:H5'	2.20	0.42
24:AY:539:ILE:HA	24:AY:542:VAL:CG1	2.48	0.42
2:AB:74:LYS:O	2:AB:75:LYS:C	2.58	0.42
18:AR:40:LEU:C	18:AR:42:ARG:N	2.73	0.42
35:BA:106:C:O2'	56:BY:2:ARG:NH2	2.52	0.42
35:BA:1499:C:C5	35:BA:1500:G:N7	2.88	0.42
1:AA:310:G:C6	1:AA:311:C:C4	3.07	0.42
1:AA:893:C:O2'	1:AA:894:G:H5'	2.19	0.42
38:BD:2:ALA:HB3	38:BD:20:ASP:OD2	2.20	0.42
54:BW:86:LEU:HD12	54:BW:87:PRO:CD	2.49	0.42
35:BA:1757:U:H2'	35:BA:1758:G:OP1	2.20	0.42
1:AA:116:A:O2'	1:AA:117:G:H5'	2.19	0.42
19:AS:80:TYR:CG	19:AS:80:TYR:O	2.72	0.42
22:AV:59:A:C2'	22:AV:60:U:H5'	2.49	0.42
24:AY:442:THR:HG23	24:AY:447:GLY:O	2.19	0.42
1:AA:587:G:C6	1:AA:755:G:C6	3.08	0.42
35:BA:1863:G:H2'	35:BA:1864:U:O4'	2.19	0.42
2:AB:23:ARG:HD2	2:AB:23:ARG:HA	1.71	0.42
1:AA:1103:C:O5'	1:AA:1103:C:H6	2.02	0.42
35:BA:1487:G:H2'	35:BA:1487:G:N3	2.35	0.42
1:AA:256:U:H2'	1:AA:257:G:C8	2.55	0.42
35:BA:1800:C:OP1	38:BD:266:SER:OG	2.26	0.42
38:BD:125:ILE:O	38:BD:125:ILE:HG22	2.20	0.42
38:BD:125:ILE:CD1	38:BD:137:PRO:HD3	2.50	0.42
35:BA:1010:A:H1'	35:BA:1153:C:C1'	2.48	0.41
7:AG:38:LEU:O	7:AG:41:ARG:HB2	2.20	0.41
56:BY:9:LYS:HD3	56:BY:94:LYS:CE	2.48	0.41
33:B8:25:MET:O	33:B8:47:LYS:HG2	2.20	0.41
35:BA:2394:C:C5	35:BA:2395:C:C5	3.08	0.41
40:BF:133:ASN:O	40:BF:134:GLY:C	2.59	0.41
35:BA:284:U:H6	35:BA:284:U:O5'	2.03	0.41
40:BF:117:ARG:HA	40:BF:117:ARG:HD3	1.76	0.41
24:AY:165:GLN:NE2	24:AY:260:LEU:CD2	2.83	0.41
24:AY:420:ASP:HB3	24:AY:472:VAL:HG13	2.01	0.41
57:BZ:107:THR:CG2	57:BZ:111:VAL:HB	2.49	0.41
35:BA:363:G:H2'	35:BA:363(A):A:C8	2.51	0.41
35:BA:364:C:C2'	35:BA:365:C:C5'	2.95	0.41
50:BS:63:THR:O	50:BS:64:GLU:C	2.59	0.41
35:BA:814:C:N3	35:BA:1193:G:O6	2.53	0.41
1:AA:1457:G:C8	1:AA:1457:G:H3'	2.54	0.41
45:BN:133:GLN:O	45:BN:134:ARG:HB3	2.18	0.41

Continued on next page...

Continued from previous page...

Atom-1	Atom-2	Interatomic distance (Å)	Clash overlap (Å)
30:B5:2:ALA:CA	35:BA:2015:A:C1'	2.91	0.41
13:AM:81:LEU:N	13:AM:81:LEU:CD2	2.81	0.41
35:BA:482:A:N6	35:BA:506:G:C8	2.88	0.41
49:BR:82:GLU:O	49:BR:85:PRO:HD2	2.20	0.41
1:AA:192:U:H4'	20:AT:103:GLY:HA2	2.02	0.41
12:AL:105:TYR:HD2	12:AL:105:TYR:N	2.17	0.41
12:AL:27:LEU:HB2	12:AL:62:SER:CB	2.49	0.41
1:AA:1061:G:H1'	10:AJ:56:HIS:CE1	2.55	0.41
4:AD:192:GLU:O	4:AD:194:LEU:N	2.53	0.41
8:AH:58:TYR:C	8:AH:59:LEU:HD23	2.40	0.41
35:BA:2543:G:H2'	35:BA:2544:G:C8	2.55	0.41
25:B0:62:LEU:C	25:B0:63:VAL:HG13	2.40	0.41
24:AY:97:SER:HB3	24:AY:101:LEU:HD21	2.01	0.41
35:BA:1701:A:H2'	35:BA:1702:G:H5'	2.01	0.41
13:AM:53:VAL:O	13:AM:56:LEU:HB3	2.19	0.41
1:AA:163:C:C2'	1:AA:164:U:H5'	2.48	0.41
35:BA:2189:U:H2'	35:BA:2189:U:O2	2.18	0.41
1:AA:1221:G:P	19:AS:36:ARG:HD3	2.60	0.41
49:BR:10:LEU:HB3	49:BR:17:ARG:CD	2.50	0.41
35:BA:2720:U:O2'	35:BA:2721:A:H5'	2.20	0.41
1:AA:774:G:H2'	1:AA:775:G:O4'	2.20	0.41
55:BX:41:ASN:C	55:BX:43:VAL:N	2.67	0.41
5:AE:60:TYR:CE1	5:AE:64:ARG:NH2	2.68	0.41
36:BB:32:C:C2	36:BB:51:G:N2	2.88	0.41
26:B1:4:VAL:HA	26:B1:10:LYS:O	2.19	0.41
39:BE:170:LEU:CD1	39:BE:170:LEU:N	2.83	0.41
1:AA:283:C:O5'	1:AA:283:C:C6	2.72	0.41
35:BA:2655:G:HO2'	35:BA:2664:G:H1	1.64	0.41
35:BA:2656:U:H3	35:BA:2665:A:H2	1.66	0.41
2:AB:12:GLU:CA	2:AB:16:HIS:ND1	2.81	0.41
35:BA:1943:U:C2'	35:BA:1943:U:O2	2.67	0.41
38:BD:209:ALA:O	38:BD:210:GLY:O	2.38	0.41
11:AK:107:SER:C	11:AK:108:ILE:HD12	2.40	0.41
1:AA:724:G:C2	1:AA:725:G:C8	3.07	0.41
1:AA:665:A:H2'	1:AA:725:G:N2	2.35	0.41
1:AA:518:C:H5''	1:AA:519:C:C6	2.54	0.41
4:AD:149:ALA:O	4:AD:153:ARG:HG3	2.20	0.41
35:BA:950:G:H2'	35:BA:951:C:H6	1.82	0.41
1:AA:1112:C:O2'	3:AC:179:ARG:HG2	2.20	0.41
8:AH:75:ARG:HA	8:AH:76:PRO:HD2	1.91	0.41
35:BA:2693:A:C2	35:BA:2694:G:C8	3.08	0.41

Continued on next page...

Continued from previous page...

Atom-1	Atom-2	Interatomic distance (Å)	Clash overlap (Å)
38:BD:4:LYS:NZ	38:BD:21:PHE:H	2.17	0.41
22:AV:49:G:H1	22:AV:65:C:N4	2.18	0.41
38:BD:53:PHE:HB3	38:BD:218:ARG:HB2	2.01	0.41
35:BA:1680:U:O2'	35:BA:1681:G:H5'	2.20	0.41
12:AL:15:ARG:HA	12:AL:15:ARG:HD3	1.80	0.41
35:BA:717:G:H2'	35:BA:718:A:O4'	2.19	0.41
35:BA:1856:G:H1	35:BA:1886:C:N4	2.18	0.41
1:AA:555:C:H2'	1:AA:556:C:C6	2.55	0.41
10:AJ:94:VAL:CG1	10:AJ:95:GLU:N	2.83	0.41
55:BX:29:TRP:CH2	55:BX:76:ARG:NH2	2.88	0.41
57:BZ:46:LYS:HG2	57:BZ:46:LYS:O	2.20	0.41
6:AF:32:ASN:HA	6:AF:32:ASN:HD22	1.68	0.41
15:AO:31:LEU:N	15:AO:31:LEU:HD22	2.34	0.41
56:BY:69:ALA:O	56:BY:72:VAL:HG22	2.19	0.41
24:AY:496:LYS:HA	24:AY:509:HIS:HB2	2.02	0.41
41:BG:46:ALA:CA	41:BG:51:ARG:HG3	2.49	0.41
41:BG:54:GLU:CA	41:BG:57:ALA:HB3	2.51	0.41
41:BG:98:ARG:HA	41:BG:98:ARG:HD3	1.76	0.41
35:BA:2345:G:N7	35:BA:2372:G:C2	2.87	0.41
35:BA:2293:C:OP1	50:BS:92:TYR:OH	2.38	0.41
35:BA:1081:U:H4'	43:BK:117:THR:HG21	2.02	0.41
51:BT:89:VAL:CB	51:BT:91:ARG:HG3	2.50	0.41
35:BA:1203:G:OP2	35:BA:1204:A:H2'	2.20	0.41
40:BF:198:ALA:HA	40:BF:201:VAL:HG12	2.01	0.41
24:AY:265:LYS:HB2	24:AY:267:LYS:HD2	2.01	0.41
35:BA:187:G:N3	35:BA:1365:A:H2	2.18	0.41
50:BS:74:ALA:HB3	50:BS:103:GLU:HG3	2.02	0.41
41:BG:81:LYS:O	41:BG:82:LEU:C	2.57	0.41
40:BF:11:VAL:HB	40:BF:12:LEU:H	1.59	0.41
35:BA:1545:A:N7	35:BA:1546:C:C2	2.88	0.41
50:BS:26:LEU:CD2	50:BS:26:LEU:C	2.89	0.41
27:B2:58:ALA:O	27:B2:61:LEU:N	2.53	0.41
49:BR:78:LYS:HG2	49:BR:78:LYS:O	2.19	0.41
1:AA:1452:C:C1'	1:AA:1456:G:N2	2.67	0.41
3:AC:62:ASP:O	3:AC:64:VAL:HG23	2.20	0.41
13:AM:10:PRO:O	13:AM:11:ARG:CB	2.67	0.41
13:AM:21:TYR:N	13:AM:21:TYR:CD2	2.87	0.41
35:BA:2835:A:N6	35:BA:2878:U:C6	2.88	0.41
30:B5:34:PRO:HG3	35:BA:2885:C:O2'	2.19	0.41
35:BA:2748:A:C5	35:BA:2757:A:C6	3.07	0.41
49:BR:84:ALA:CB	49:BR:85:PRO:HD3	2.33	0.41

Continued on next page...

Continued from previous page...

Atom-1	Atom-2	Interatomic distance (Å)	Clash overlap (Å)
7:AG:85:TYR:CD1	7:AG:154:TYR:HE1	2.38	0.41
7:AG:80:VAL:HG21	7:AG:85:TYR:CD1	2.55	0.41
12:AL:82:VAL:C	12:AL:83:VAL:CG2	2.88	0.41
1:AA:973:G:H1'	10:AJ:55:LYS:HE2	2.01	0.41
35:BA:1061:U:H5''	35:BA:1062:G:OP2	2.19	0.41
35:BA:1063:G:N2	35:BA:1076:C:O2	2.53	0.41
1:AA:1474:G:H4'	35:BA:1701:A:H2	1.83	0.41
35:BA:598:G:C5'	47:BP:15:ARG:HB2	2.41	0.41
4:AD:176:LEU:HD12	4:AD:177:ASP:H	1.84	0.41
4:AD:28:SER:HB3	4:AD:29:PRO:CD	2.43	0.41
48:BQ:52:VAL:HG12	48:BQ:53:ALA:N	2.35	0.41
27:B2:41:ILE:CD1	27:B2:44:LEU:HD12	2.43	0.41
35:BA:881:G:H2'	35:BA:882:G:H5'	2.02	0.41
39:BE:177:PRO:O	39:BE:178:GLU:C	2.58	0.41
39:BE:26:ILE:CG2	39:BE:196:VAL:HG21	2.47	0.41
35:BA:1034:G:C6	35:BA:1035:U:N3	2.89	0.41
2:AB:121:LEU:HA	2:AB:121:LEU:HD23	1.68	0.41
24:AY:232:LEU:HD11	44:BL:69:ILE:CD1	2.50	0.41
21:AU:24:ARG:O	21:AU:25:LYS:CB	2.68	0.41
51:BT:48:ILE:N	51:BT:48:ILE:HD12	2.35	0.41
24:AY:99:ARG:NE	24:AY:128:TYR:HB2	2.34	0.41
29:B4:16:CYS:SG	29:B4:36:CYS:SG	3.14	0.41
2:AB:152:PHE:C	2:AB:152:PHE:HD1	2.22	0.41
35:BA:216:A:C4	35:BA:432:A:C2	3.08	0.41
35:BA:1100:C:O2	35:BA:1100:C:H2'	2.19	0.41
4:AD:204:ILE:O	4:AD:206:PHE:N	2.53	0.41
1:AA:265:G:H2'	1:AA:267:C:C5	2.48	0.41
36:BB:82:G:C2	36:BB:83:G:C8	3.08	0.41
1:AA:110:C:H2'	1:AA:111:G:O4'	2.20	0.41
35:BA:1169:G:H1	35:BA:1180:C:N4	2.19	0.41
35:BA:2857:G:C2	35:BA:2861:G:C6	3.09	0.41
35:BA:786:C:O5'	35:BA:786:C:H6	2.02	0.41
24:AY:627:ARG:C	24:AY:629:GLY:N	2.72	0.41
55:BX:18:TYR:HA	55:BX:21:PHE:CE2	2.55	0.41
12:AL:119:LYS:C	12:AL:121:GLY:H	2.23	0.41
1:AA:602:A:H2'	1:AA:603:U:H6	1.84	0.41
35:BA:250:G:C6	35:BA:251:A:C6	3.07	0.41
4:AD:67:ILE:HB	4:AD:68:TYR:HD1	1.85	0.41
36:BB:46:A:C5	36:BB:47:C:C4	3.08	0.41
1:AA:303:A:C5	1:AA:304:U:C5	3.08	0.41
33:B8:26:LYS:NZ	35:BA:2361:A:OP2	2.53	0.41

Continued on next page...

Continued from previous page...

Atom-1	Atom-2	Interatomic distance (Å)	Clash overlap (Å)
20:AT:78:ALA:HA	20:AT:81:LYS:HD3	2.01	0.41
1:AA:238:G:O2'	1:AA:239:U:H5'	2.19	0.41
35:BA:2339:G:H2'	35:BA:2340:G:C8	2.55	0.41
2:AB:92:TYR:CD1	2:AB:92:TYR:C	2.92	0.41
29:B4:43:TYR:HB2	29:B4:44:THR:H	1.60	0.41
35:BA:1688:U:O2	35:BA:1700:A:H5''	2.21	0.41
24:AY:528:ALA:HB3	24:AY:568:TYR:HA	2.02	0.41
41:BG:100:TRP:O	41:BG:101:ILE:C	2.55	0.41
35:BA:84:A:N6	35:BA:102:G:O2'	2.52	0.41
56:BY:39:VAL:HG12	56:BY:40:GLU:N	2.35	0.41
45:BN:9:VAL:HG12	45:BN:10:GLU:H	1.84	0.41
35:BA:271(P):C:H2'	35:BA:271(Q):G:O4'	2.20	0.41
18:AR:36:ASN:OD1	18:AR:39:VAL:CG2	2.68	0.41
56:BY:17:SER:O	56:BY:21:LYS:HG2	2.21	0.41
35:BA:286:C:C6	35:BA:286:C:C5'	2.88	0.41
1:AA:1226:C:C6	13:AM:103:THR:O	2.73	0.41
40:BF:199:TRP:CZ3	40:BF:203:GLN:HG2	2.55	0.41
35:BA:137:C:N4	35:BA:139:G:O6	2.53	0.41
57:BZ:30:ASN:HA	57:BZ:89:PHE:HE1	1.86	0.41
35:BA:1803:A:O5'	35:BA:1803:A:H8	2.02	0.41
19:AS:12:ASP:O	19:AS:15:LEU:HB2	2.20	0.41
42:BH:82:GLY:O	42:BH:83:TYR:O	2.39	0.41
35:BA:813:U:C2	35:BA:814:C:C5	3.08	0.41
35:BA:814:C:C5	47:BP:27:HIS:CE1	3.08	0.41
35:BA:1453:U:OP1	49:BR:63:ARG:NH2	2.52	0.41
1:AA:1122:U:H2'	1:AA:1123:A:H5'	2.02	0.41
1:AA:1452:C:H1'	1:AA:1456:G:C2	2.51	0.41
18:AR:31:LEU:HD11	18:AR:62:GLU:HG2	2.02	0.41
13:AM:70:LEU:O	13:AM:73:GLU:N	2.53	0.41
13:AM:80:ARG:O	13:AM:83:ASP:HB3	2.20	0.41
26:B1:89:GLU:O	26:B1:93:GLU:HG2	2.20	0.41
30:B5:33:CYS:HA	30:B5:34:PRO:HD2	1.91	0.41
49:BR:84:ALA:HB3	49:BR:85:PRO:CD	2.35	0.41
1:AA:193:C:H2'	1:AA:194:C:C6	2.55	0.41
11:AK:26:ASN:O	11:AK:27:ASN:HB2	2.20	0.41
11:AK:27:ASN:HD22	11:AK:29:ILE:CG2	2.21	0.41
24:AY:459:LEU:O	24:AY:463:VAL:HG23	2.21	0.41
35:BA:953:A:OP2	48:BQ:16:ARG:NH2	2.53	0.41
43:BK:34:ILE:H	43:BK:34:ILE:HG12	1.44	0.41
39:BE:101:ARG:CD	39:BE:171:GLU:HA	2.51	0.41
4:AD:9:CYS:SG	4:AD:31:CYS:O	2.78	0.41

Continued on next page...

Continued from previous page...

Atom-1	Atom-2	Interatomic distance (Å)	Clash overlap (Å)
47:BP:16:ARG:O	47:BP:18:ARG:N	2.54	0.41
3:AC:113:ALA:N	3:AC:114:PRO:CD	2.83	0.41
35:BA:2126:A:O2'	35:BA:2127:G:OP2	2.37	0.41
35:BA:2183:C:C2'	35:BA:2184:G:H5'	2.50	0.41
1:AA:1329:A:H5''	13:AM:26:GLY:H	1.85	0.41
35:BA:1887:C:C2'	35:BA:1888:G:H5''	2.50	0.41
28:B3:28:LEU:CD2	28:B3:28:LEU:N	2.78	0.41
35:BA:1821:A:H2'	35:BA:1822:G:C8	2.53	0.41
35:BA:271(Z):C:H1'	35:BA:272(C):G:H1'	2.00	0.41
1:AA:986:A:O2'	1:AA:987:G:H5'	2.20	0.41
37:BC:60:ARG:CD	37:BC:142:LYS:O	2.69	0.41
17:AQ:63:ARG:HA	17:AQ:64:PRO:HD3	1.79	0.41
39:BE:51:PHE:HB3	39:BE:52:LEU:H	1.69	0.41
6:AF:97:PHE:HB2	18:AR:32:ARG:HH21	1.86	0.41
35:BA:15:G:C4	35:BA:16:G:C8	3.09	0.41
3:AC:201:TYR:C	3:AC:202:ILE:HG12	2.41	0.41
1:AA:174:C:O5'	1:AA:174:C:H6	2.02	0.41
12:AL:78:GLN:O	12:AL:79:GLU:C	2.58	0.41
1:AA:119:A:C8	1:AA:288:A:C2	3.09	0.41
35:BA:442:G:O4'	40:BF:46:ARG:HG2	2.20	0.41
1:AA:1350:A:C6	1:AA:1351:U:C4	3.08	0.41
1:AA:1047:G:O2'	1:AA:1048:G:H5'	2.20	0.41
1:AA:124:G:H2'	1:AA:125:U:C6	2.55	0.41
35:BA:1680:U:O2	35:BA:1763:G:H3'	2.20	0.41
35:BA:685:A:C6	35:BA:774:A:C2	3.08	0.41
1:AA:666:G:N2	1:AA:667:G:H1'	2.35	0.41
15:AO:63:ARG:O	15:AO:64:ARG:C	2.56	0.41
1:AA:605:U:O2'	1:AA:606:G:H5'	2.20	0.41
45:BN:82:LEU:HD21	45:BN:84:LYS:HG3	2.02	0.41
24:AY:447:GLY:O	24:AY:448:GLN:O	2.37	0.41
35:BA:503:A:O2'	35:BA:504:U:O5'	2.37	0.41
24:AY:571:SER:H	24:AY:571:SER:HG	1.63	0.41
26:B1:52:ARG:HA	26:B1:52:ARG:HD3	1.89	0.41
41:BG:37:VAL:HA	41:BG:158:ALA:O	2.20	0.41
24:AY:384:ILE:N	24:AY:387:ASP:OD2	2.53	0.41
1:AA:509:A:N3	1:AA:543:C:O2'	2.52	0.41
41:BG:34:LEU:HD12	41:BG:34:LEU:N	2.35	0.41
35:BA:1485:G:H2'	35:BA:1486:A:C8	2.55	0.41
56:BY:42:VAL:HG23	56:BY:67:LEU:HD13	2.02	0.41
56:BY:7:VAL:CB	56:BY:8:LYS:CE	2.93	0.41
2:AB:163:PHE:HA	2:AB:185:ILE:HG13	2.03	0.41

Continued on next page...

Continued from previous page...

Atom-1	Atom-2	Interatomic distance (Å)	Clash overlap (Å)
31:B6:42:TRP:HH2	35:BA:643:A:N7	2.17	0.41
43:BK:99:ILE:O	43:BK:138:VAL:HA	2.20	0.41
1:AA:1305:G:O2'	1:AA:1331:G:N2	2.53	0.41
35:BA:301:G:C4	35:BA:302:C:C4	3.08	0.41
51:BT:120:ARG:HA	51:BT:123:GLN:HG2	2.02	0.41
35:BA:1860:G:C6	35:BA:1883:G:N2	2.89	0.41
40:BF:106:ARG:HH11	40:BF:106:ARG:CG	2.34	0.41
24:AY:121:VAL:HA	24:AY:124:GLN:NE2	2.35	0.41
24:AY:262:SER:HB3	24:AY:265:LYS:HB2	2.02	0.41
36:BB:29:A:OP2	50:BS:32:LEU:HG	2.19	0.41
42:BH:40:GLU:O	42:BH:41:MET:CB	2.68	0.41
35:BA:1814:G:C6	35:BA:1815:A:C6	3.08	0.41
35:BA:664:C:H4'	35:BA:941:A:OP1	2.21	0.41
35:BA:568:U:O2'	35:BA:570:G:N7	2.42	0.41
24:AY:74:TRP:NE1	24:AY:273:LEU:HB3	2.36	0.41
46:BO:63:VAL:O	46:BO:64:ARG:CG	2.68	0.41
35:BA:2262:U:O2'	35:BA:2328:A:H1'	2.19	0.41
49:BR:59:ASP:O	49:BR:60:LEU:C	2.59	0.41
49:BR:63:ARG:HB2	49:BR:80:PHE:HE2	1.85	0.41
1:AA:1457:G:C8	1:AA:1457:G:C3'	3.03	0.41
38:BD:133:LEU:O	38:BD:135:PHE:N	2.53	0.41
24:AY:417:THR:O	24:AY:419:ALA:N	2.54	0.41
35:BA:2464:C:O2'	35:BA:2465:C:P	2.78	0.41
3:AC:34:LEU:CD2	3:AC:34:LEU:C	2.89	0.41
35:BA:565:C:C2	35:BA:577:G:N2	2.88	0.41
4:AD:107:ARG:NH2	4:AD:194:LEU:HD12	2.29	0.41
8:AH:137:VAL:CG1	8:AH:138:TRP:N	2.82	0.41
24:AY:302:HIS:HA	24:AY:303:PRO:HD2	1.62	0.41
36:BB:89:G:OP2	36:BB:89:G:H8	2.03	0.41
24:AY:519:ARG:HH12	24:AY:678:GLU:HB3	1.85	0.41
1:AA:1472:U:H6	1:AA:1472:U:O5'	2.03	0.41
4:AD:30:LYS:HB3	4:AD:35:ARG:HD2	2.02	0.41
33:B8:40:GLU:O	33:B8:44:LYS:HD3	2.21	0.41
11:AK:20:TYR:CE2	11:AK:83:ILE:HD12	2.55	0.41
1:AA:1270:C:H2'	1:AA:1271:G:H8	1.79	0.41
19:AS:6:LYS:C	19:AS:7:LYS:HE3	2.41	0.41
35:BA:754:C:H2'	35:BA:755:C:C6	2.55	0.41
36:BB:115:G:C4	36:BB:116:G:C8	3.08	0.41
51:BT:125:ARG:CA	51:BT:125:ARG:HH11	2.25	0.41
1:AA:160:A:C2'	1:AA:161:A:H5'	2.50	0.41
42:BH:130:ARG:HB3	42:BH:130:ARG:CZ	2.50	0.41

Continued on next page...

Continued from previous page...

Atom-1	Atom-2	Interatomic distance (Å)	Clash overlap (Å)
51:BT:29:ARG:CG	51:BT:85:LYS:HA	2.50	0.41
51:BT:29:ARG:HG2	51:BT:85:LYS:CA	2.50	0.41
4:AD:57:ARG:NH1	4:AD:205:GLU:OE2	2.51	0.41
38:BD:148:GLU:HB2	38:BD:151:LYS:HD2	2.03	0.41
1:AA:525:C:OP1	12:AL:91:LYS:CE	2.68	0.41
45:BN:49:GLY:HA3	45:BN:119:ARG:NH1	2.35	0.41
1:AA:522:C:H5	12:AL:53:ARG:HH22	1.66	0.41
1:AA:1515:C:H2'	1:AA:1516:G:C8	2.55	0.41
35:BA:2033:A:HO2'	35:BA:2034:U:P	2.41	0.41
26:B1:92:LYS:NZ	35:BA:153:C:OP1	2.46	0.41
42:BH:173:PRO:O	42:BH:175:LYS:N	2.53	0.41
50:BS:83:LYS:HG2	50:BS:84:GLN:N	2.35	0.41
1:AA:313:A:H2'	1:AA:314:C:C6	2.54	0.41
1:AA:1047:G:C2'	1:AA:1048:G:H5'	2.50	0.41
1:AA:1066:C:O2	1:AA:1066:C:H2'	2.21	0.41
57:BZ:132:ASN:O	57:BZ:134:PRO:CD	2.69	0.41
18:AR:66:LEU:HG	18:AR:70:ILE:CD1	2.51	0.41
7:AG:21:VAL:HG23	7:AG:22:LEU:H	1.85	0.41
1:AA:763:G:H2'	1:AA:764:C:H6	1.86	0.41
51:BT:76:PHE:HA	51:BT:77:PRO:HD3	1.76	0.41
26:B1:53:VAL:O	26:B1:54:ALA:C	2.57	0.41
35:BA:1983:C:O2'	35:BA:1984:G:H5'	2.20	0.41
1:AA:1194:U:H2'	1:AA:1195:C:C6	2.55	0.41
35:BA:705:A:C2	35:BA:727:A:H1'	2.55	0.41
53:BV:47:VAL:HB	53:BV:49:THR:O	2.19	0.41
1:AA:1001(A):G:H8	1:AA:1002:G:C8	2.38	0.41
31:B6:5:VAL:HB	35:BA:2284:C:OP1	2.21	0.41
42:BH:45:VAL:O	42:BH:47:GLU:N	2.54	0.41
35:BA:312:G:C2	35:BA:313:C:C2	3.09	0.41
34:B9:29:ASN:HA	34:B9:30:PRO:HD2	1.86	0.41
50:BS:64:GLU:H	50:BS:64:GLU:CD	2.24	0.41
10:AJ:30:SER:O	10:AJ:81:THR:HG23	2.20	0.41
4:AD:79:PHE:C	4:AD:81:GLU:N	2.73	0.41
35:BA:1445(A):C:O2	35:BA:1445(A):C:H2'	2.21	0.41
35:BA:1467:C:H5	35:BA:1546:C:H2'	1.85	0.41
55:BX:53:LYS:HB3	55:BX:82:GLN:HB3	2.03	0.41
27:B2:20:GLU:O	27:B2:23:LYS:N	2.52	0.41
27:B2:4:SER:O	27:B2:5:GLU:C	2.59	0.41
5:AE:92:LYS:HA	5:AE:93:PRO:HD2	1.71	0.41
1:AA:1198:G:C6	1:AA:1199:U:C4	3.08	0.41
35:BA:2814:C:H2'	35:BA:2815:C:H6	1.84	0.41

Continued on next page...

Continued from previous page...

Atom-1	Atom-2	Interatomic distance (Å)	Clash overlap (Å)
35:BA:1786:A:H4'	35:BA:1787:A:OP2	2.20	0.41
35:BA:279:C:H2'	35:BA:280:C:H5''	2.01	0.41
35:BA:637:A:OP1	47:BP:133:SER:CB	2.67	0.41
35:BA:1332:G:H22	35:BA:1609:A:H3'	1.86	0.41
35:BA:2298:A:N6	35:BA:2318:G:C8	2.86	0.41
5:AE:80:ILE:HG22	8:AH:104:ARG:HH22	1.83	0.41
8:AH:26:VAL:C	8:AH:58:TYR:HD2	2.23	0.41
1:AA:769:G:C2'	1:AA:770:C:H5'	2.50	0.41
24:AY:357:ARG:NH1	24:AY:373:ASP:OD1	2.53	0.41
36:BB:89:G:C6	36:BB:90:A:N1	2.89	0.41
4:AD:165:MET:HE2	4:AD:176:LEU:CD2	2.49	0.41
49:BR:38:VAL:HB	49:BR:39:PRO:CD	2.41	0.41
19:AS:58:VAL:O	19:AS:60:VAL:N	2.52	0.41
35:BA:738:G:H2'	35:BA:739:G:C8	2.56	0.41
1:AA:552:U:H4'	12:AL:86:ARG:CG	2.51	0.41
9:AI:86:VAL:HB	9:AI:96:LEU:CD2	2.50	0.41
35:BA:2404:C:C2'	35:BA:2405:G:H5'	2.50	0.41
1:AA:1287:A:C5	1:AA:1288:A:C6	3.08	0.41
51:BT:29:ARG:HD3	51:BT:86:ILE:CG2	2.48	0.41
1:AA:146:G:C2	1:AA:147:G:C8	3.08	0.41
4:AD:61:LYS:CE	4:AD:62:GLN:HE21	2.32	0.41
35:BA:492:A:C2'	35:BA:493:G:C5'	2.94	0.41
2:AB:60:ASP:O	2:AB:64:ARG:NE	2.53	0.41
1:AA:597:G:C4	1:AA:644:G:C2	3.09	0.41
39:BE:51:PHE:CD2	39:BE:52:LEU:HD12	2.55	0.41
20:AT:86:ARG:O	20:AT:90:GLN:HG3	2.21	0.41
20:AT:57:ARG:HH11	20:AT:57:ARG:HB2	1.85	0.41
35:BA:265:A:H1'	35:BA:266:G:H1'	2.02	0.41
35:BA:1865:G:C3'	35:BA:1866:C:C5'	2.98	0.41
35:BA:1210:A:O2'	35:BA:1211:U:P	2.79	0.41
1:AA:747:C:H2'	1:AA:748:C:C1'	2.50	0.41
1:AA:748:C:O2'	1:AA:749:C:C6	2.71	0.41
35:BA:2857:G:N1	35:BA:2861:G:C6	2.88	0.41
1:AA:44:G:N2	1:AA:45:U:H1'	2.36	0.41
35:BA:938:G:C2	35:BA:939:G:N7	2.89	0.41
49:BR:111:LEU:HD23	49:BR:111:LEU:N	2.35	0.41
45:BN:1:MET:HE3	45:BN:3:THR:OG1	2.20	0.41
19:AS:72:GLY:C	19:AS:74:PHE:H	2.23	0.41
26:B1:58:ILE:HD11	26:B1:91:LYS:CB	2.49	0.41
5:AE:57:LYS:O	5:AE:61:TYR:HD2	2.04	0.41
3:AC:29:TYR:OH	14:AN:54:PRO:HD2	2.21	0.41

Continued on next page...

Continued from previous page...

Atom-1	Atom-2	Interatomic distance (Å)	Clash overlap (Å)
35:BA:1623:G:H2'	35:BA:1624:G:H8	1.86	0.41
35:BA:1469:A:C6	35:BA:1470:G:C5	3.08	0.41
10:AJ:65:LEU:HD12	14:AN:55:GLY:O	2.20	0.41
37:BC:34:ALA:HA	37:BC:40:GLU:OE2	2.21	0.41
25:B0:24:LYS:HA	25:B0:24:LYS:HD3	1.84	0.41
30:B5:31:VAL:HA	30:B5:32:PRO:HD3	1.95	0.41
35:BA:646:A:H2'	35:BA:647:G:O4'	2.19	0.41
12:AL:30:ALA:HA	12:AL:31:PRO:HD3	1.88	0.41
29:B4:1:MET:H1	36:BB:43:C:H4'	1.85	0.41
2:AB:51:LEU:CD2	2:AB:55:PHE:HE2	2.32	0.41
27:B2:67:LYS:C	27:B2:69:ARG:N	2.74	0.41
40:BF:25:PRO:HB3	40:BF:119:ARG:HD3	2.01	0.41
35:BA:2632:A:H1'	39:BE:61:ARG:NH1	2.36	0.41
24:AY:230:LYS:O	24:AY:235:GLU:O	2.39	0.41
35:BA:1654:A:O2'	35:BA:1655:A:H5'	2.20	0.41
35:BA:511:U:C5	35:BA:512:G:C5	3.07	0.41
41:BG:129:GLY:H	41:BG:166:ASP:N	2.18	0.41
35:BA:1445(A):C:H42	35:BA:1466:G:H1	1.68	0.41
3:AC:83:ARG:C	3:AC:85:ARG:H	2.23	0.41
1:AA:1520:G:H2'	1:AA:1521:G:H8	1.85	0.41
3:AC:61:ALA:C	3:AC:62:ASP:OD1	2.59	0.41
13:AM:22:ILE:CG2	13:AM:66:LEU:CD2	2.99	0.41
35:BA:1775:U:C2'	35:BA:1776:G:C5'	2.95	0.41
7:AG:79:ARG:O	7:AG:79:ARG:HD2	2.21	0.41
1:AA:104:G:OP1	20:AT:21:LYS:NZ	2.34	0.41
35:BA:1064:C:H42	35:BA:1074:G:H1	1.69	0.41
35:BA:2171:A:C1'	35:BA:2172:U:C5	2.99	0.41
24:AY:16:GLY:CA	24:AY:101:LEU:HD13	2.49	0.41
24:AY:635:GLU:CD	24:AY:635:GLU:N	2.74	0.41
4:AD:10:ARG:O	4:AD:13:ARG:HB2	2.21	0.41
6:AF:67:MET:HE1	6:AF:72:VAL:HA	2.03	0.41
38:BD:145:VAL:O	38:BD:153:ALA:HA	2.19	0.41
35:BA:970:C:C6	35:BA:971:C:C5	3.09	0.41
51:BT:50:ILE:CD1	51:BT:50:ILE:N	2.84	0.41
35:BA:405:U:H3'	35:BA:406:G:C5'	2.51	0.41
8:AH:17:THR:HG22	8:AH:63:LEU:CD1	2.48	0.41
1:AA:1026:G:H3'	1:AA:1027:C:C5'	2.50	0.41
48:BQ:21:THR:OG1	48:BQ:99:PRO:O	2.39	0.41
1:AA:1030(A):G:O2'	1:AA:1030(C):G:N7	2.50	0.41
42:BH:87:LEU:HD21	42:BH:164:TYR:CE1	2.56	0.41
57:BZ:102:LEU:HD21	57:BZ:124:ILE:HD13	2.01	0.41

Continued on next page...

Continued from previous page...

Atom-1	Atom-2	Interatomic distance (Å)	Clash overlap (Å)
35:BA:467:G:H4'	35:BA:796:C:O2'	2.20	0.41
35:BA:1907:G:O2'	35:BA:1908:C:H5'	2.20	0.41
35:BA:1345:C:H5'	35:BA:1345:C:H6	1.85	0.41
1:AA:186:C:H2'	1:AA:187:C:C6	2.56	0.41
35:BA:723:G:C5	35:BA:724:U:C4	3.09	0.41
2:AB:8:LYS:HZ3	2:AB:217:ARG:NH1	2.19	0.41
2:AB:75:LYS:HD3	2:AB:75:LYS:O	2.21	0.41
25:B0:73:GLY:C	25:B0:75:LEU:N	2.74	0.41
2:AB:113:HIS:HE1	2:AB:156:LYS:NZ	2.18	0.41
1:AA:745:C:OP1	1:AA:851:G:O2'	2.37	0.41
55:BX:59:VAL:HG21	55:BX:78:LYS:HD2	2.01	0.41
1:AA:1065:U:O2'	1:AA:1066:C:OP2	2.37	0.41
1:AA:771:G:C6	1:AA:809:G:N1	2.88	0.41
35:BA:1354:A:H2'	35:BA:1355:G:O4'	2.20	0.41
1:AA:918:A:H2'	1:AA:919:A:O4'	2.20	0.41
1:AA:1437:C:O2'	1:AA:1438:G:H5'	2.20	0.41
35:BA:2339:G:H2'	35:BA:2340:G:H8	1.85	0.41
35:BA:920:G:O2'	35:BA:921:G:H5'	2.21	0.41
4:AD:50:ARG:HD2	4:AD:51:PRO:O	2.21	0.41
6:AF:29:ALA:O	6:AF:30:LEU:C	2.57	0.41
38:BD:69:ARG:O	38:BD:69:ARG:HG2	2.20	0.41
1:AA:1118:C:O5'	1:AA:1118:C:H6	2.03	0.41
5:AE:69:VAL:HA	5:AE:70:PRO:HD2	1.76	0.41
52:BU:92:ARG:CZ	53:BV:11:GLN:HG2	2.51	0.41
35:BA:86:C:H2'	35:BA:87:C:C6	2.56	0.41
35:BA:86:C:H4'	35:BA:104:U:H1'	2.02	0.41
31:B6:15:GLU:CB	31:B6:47:THR:HG21	2.50	0.41
35:BA:2392:A:C2	35:BA:2429:G:N3	2.88	0.41
57:BZ:151:HIS:O	57:BZ:152:ALA:C	2.58	0.41
35:BA:1884:A:C3'	35:BA:1885:A:C5'	2.98	0.41
35:BA:1206:G:C6	35:BA:1207:C:C4	3.08	0.41
40:BF:31:HIS:O	40:BF:32:LEU:C	2.57	0.41
24:AY:120:THR:O	24:AY:124:GLN:NE2	2.53	0.41
24:AY:137:ASN:ND2	24:AY:263:ALA:HB2	2.36	0.41
24:AY:89:ASP:HB2	24:AY:90:PHE:H	1.50	0.41
45:BN:43:THR:HB	45:BN:46:VAL:HG11	2.03	0.41
35:BA:140:G:N2	35:BA:142:A:N1	2.62	0.41
41:BG:119:GLY:O	41:BG:181:ARG:HB2	2.21	0.41
36:BB:104:U:C4'	36:BB:104:U:C6	3.04	0.41
42:BH:52:VAL:HG11	42:BH:68:THR:HB	2.03	0.41
35:BA:1654:A:OP2	49:BR:3:HIS:CD2	2.74	0.41

Continued on next page...

Continued from previous page...

Atom-1	Atom-2	Interatomic distance (Å)	Clash overlap (Å)
35:BA:1999:C:H4'	35:BA:2723:C:O2	2.20	0.41
42:BH:137:ASP:HB3	42:BH:140:LYS:CB	2.49	0.41
35:BA:1464:C:HO2'	35:BA:1528:A:H8	1.61	0.41
27:B2:56:GLN:HA	27:B2:59:ARG:HE	1.85	0.41
43:BK:58:THR:N	43:BK:66:THR:O	2.52	0.41
1:AA:926:G:H4'	23:AX:12:A:N6	2.36	0.41
35:BA:1827:C:H2'	35:BA:1828:G:H5'	2.03	0.41
1:AA:1323:G:C6	1:AA:1324:A:N6	2.88	0.41
35:BA:2616:C:H2'	35:BA:2616:C:O2	2.19	0.41
35:BA:2883:A:H5'	35:BA:2884:U:H5'	2.02	0.41
24:AY:355:LEU:CD2	24:AY:355:LEU:N	2.83	0.41
24:AY:315:LYS:C	24:AY:316:ILE:HD13	2.41	0.41
55:BX:65:ARG:HH11	55:BX:65:ARG:HG2	1.84	0.41
57:BZ:68:PRO:O	57:BZ:68:PRO:HG2	2.20	0.41
1:AA:1513:A:C4	1:AA:1514:C:C5	3.09	0.41
35:BA:2521:C:O2	35:BA:2521:C:H2'	2.20	0.41
22:AV:70:G:C5	22:AV:71:C:C5	3.08	0.41
13:AM:33:ALA:HA	13:AM:59:TYR:HE2	1.85	0.41
35:BA:755:C:H2'	35:BA:756:C:H6	1.84	0.41
1:AA:1015:A:O2'	1:AA:1218:C:H4'	2.19	0.41
41:BG:14:GLU:C	41:BG:17:PRO:HD2	2.40	0.41
9:AI:33:PHE:C	9:AI:35:GLU:H	2.23	0.41
19:AS:10:PHE:CE2	19:AS:37:ARG:O	2.74	0.41
13:AM:89:GLY:O	13:AM:90:LEU:C	2.59	0.41
1:AA:1310:G:C2	1:AA:1328:C:N3	2.89	0.41
1:AA:1008:C:C3'	1:AA:1008:C:C6	3.04	0.41
1:AA:101:A:C2	1:AA:102:G:C8	3.09	0.41
35:BA:118:A:H5'	35:BA:119:A:H8	1.86	0.41
35:BA:2068:U:C4	35:BA:2430:A:H2	2.37	0.41
20:AT:49:ALA:CB	20:AT:99:LEU:HG	2.51	0.41
35:BA:764:A:C5	38:BD:209:ALA:HB1	2.55	0.41
6:AF:16:GLN:HA	6:AF:19:LEU:HB3	2.02	0.41
40:BF:89:VAL:HG12	40:BF:90:PHE:N	2.35	0.41
53:BV:8:GLY:O	53:BV:10:LYS:HE2	2.21	0.41
47:BP:135:LEU:HD13	47:BP:135:LEU:C	2.41	0.41
57:BZ:27:VAL:O	57:BZ:27:VAL:CG1	2.69	0.41
37:BC:195:ARG:NH1	37:BC:195:ARG:HG3	2.34	0.41
22:AV:29:G:O5'	22:AV:29:G:H8	2.04	0.41
35:BA:654(P):C:H2'	35:BA:654(Q):C:O4'	2.21	0.41
11:AK:18:ARG:HH21	11:AK:36:ASP:C	2.24	0.41
37:BC:62:THR:OG1	37:BC:161:ARG:HD2	2.20	0.41

Continued on next page...

Continued from previous page...

Atom-1	Atom-2	Interatomic distance (Å)	Clash overlap (Å)
6:AF:42:GLU:C	6:AF:44:GLY:H	2.24	0.41
21:AU:13:ILE:C	21:AU:15:ARG:H	2.22	0.41
1:AA:796:C:C2'	1:AA:796:C:O2	2.68	0.41
1:AA:115:G:H1'	1:AA:116:A:N7	2.35	0.41
35:BA:1092:C:O2'	35:BA:1093:G:H5'	2.20	0.41
5:AE:103:GLY:O	5:AE:107:ARG:HB3	2.21	0.41
1:AA:33:A:C2	12:AL:32:PHE:CE2	3.09	0.41
1:AA:622:A:C8	1:AA:623:C:C6	3.09	0.41
35:BA:116:C:H1'	35:BA:127:A:H1'	2.01	0.41
35:BA:705:A:N1	35:BA:727:A:H1'	2.35	0.41
35:BA:2684:U:H2'	35:BA:2685:G:O4'	2.21	0.41
35:BA:2130:U:O2'	35:BA:2158:A:N6	2.52	0.41
35:BA:1491:G:N2	35:BA:1492:G:H1'	2.36	0.41
35:BA:2607:G:C6	35:BA:2608:G:C6	3.09	0.41
35:BA:237:C:H2'	35:BA:237:C:O2	2.20	0.41
1:AA:1447:A:H2'	1:AA:1447:A:N3	2.36	0.41
30:B5:30:LEU:HD21	54:BW:38:TYR:CD2	2.55	0.41
35:BA:1085:A:O2'	35:BA:1086:A:H5'	2.20	0.41
17:AQ:88:TYR:O	17:AQ:89:LEU:C	2.59	0.41
41:BG:35:GLU:O	41:BG:36:LYS:HB3	2.20	0.41
41:BG:58:GLN:O	41:BG:61:ALA:HB3	2.20	0.41
42:BH:100:GLY:C	42:BH:102:ALA:N	2.72	0.41
35:BA:87:C:OP2	35:BA:90:U:O4	2.39	0.41
35:BA:336:C:O3'	56:BY:7:VAL:HG22	2.21	0.41
35:BA:695:G:C6	35:BA:768:G:C6	3.08	0.41
35:BA:2393:A:O2'	35:BA:2394:C:H5'	2.20	0.41
2:AB:211:ILE:HG22	2:AB:215:LEU:HD23	2.03	0.41
27:B2:63:VAL:HG12	27:B2:67:LYS:HE2	2.02	0.41
39:BE:59:VAL:CG2	39:BE:62:PRO:O	2.68	0.41
41:BG:76:SER:CB	41:BG:83:ARG:CB	2.84	0.41
40:BF:8:GLN:HG2	40:BF:126:VAL:HG12	2.03	0.41
35:BA:1899:G:C2'	35:BA:1900:A:OP2	2.68	0.41
37:BC:115:VAL:CG1	37:BC:145:THR:HG23	2.51	0.41
50:BS:25:ARG:CG	50:BS:26:LEU:N	2.84	0.41
35:BA:1024:G:C8	35:BA:1025:G:H2'	2.56	0.41
20:AT:27:LYS:O	20:AT:30:LYS:HB3	2.20	0.41
35:BA:1971:A:C2	38:BD:240:ALA:HA	2.55	0.41
1:AA:6:G:H2'	5:AE:119:LEU:HD11	2.03	0.41
45:BN:125:GLY:CA	45:BN:126:PRO:O	2.69	0.41
56:BY:46:LYS:C	56:BY:47:LYS:HD2	2.41	0.41
36:BB:65:C:H42	36:BB:109:C:H2'	1.78	0.41

Continued on next page...

Continued from previous page...

Atom-1	Atom-2	Interatomic distance (Å)	Clash overlap (Å)
47:BP:115:LEU:H	47:BP:115:LEU:HD23	1.85	0.41
51:BT:57:PHE:C	51:BT:58:ASN:HD22	2.24	0.41
35:BA:1313:U:C2	35:BA:1610:A:H2	2.39	0.41
24:AY:335:LEU:O	24:AY:368:GLU:HB2	2.21	0.41
10:AJ:54:PHE:HA	10:AJ:55:LYS:HE3	2.03	0.41
52:BU:31:SER:CB	52:BU:34:LYS:HB2	2.39	0.41
8:AH:120:THR:O	8:AH:121:ASP:O	2.38	0.41
36:BB:86:G:C6	36:BB:92:C:N3	2.88	0.41
35:BA:1040:C:C6	35:BA:1041:C:C5	3.09	0.41
42:BH:105:LEU:CD2	42:BH:105:LEU:H	2.26	0.41
36:BB:115:G:C1'	50:BS:47:THR:HB	2.50	0.41
37:BC:153:ILE:O	37:BC:157:ILE:HG13	2.21	0.41
9:AI:96:LEU:HG	9:AI:102:LEU:HG	2.03	0.41
35:BA:1778:U:C4	35:BA:1784:A:C4	3.09	0.41
57:BZ:166:SER:HB2	57:BZ:167:PRO:CA	2.49	0.41
42:BH:86:GLU:HG2	42:BH:87:LEU:N	2.32	0.41
35:BA:2533:A:N6	35:BA:2534:A:C2	2.89	0.41
2:AB:101:MET:O	2:AB:102:LEU:HD12	2.21	0.41
24:AY:499:ARG:HG3	24:AY:499:ARG:NH1	2.34	0.41
32:B7:32:LYS:HE2	35:BA:180:G:OP1	2.20	0.41
1:AA:149:A:C2	1:AA:150:C:C2	3.09	0.41
35:BA:1908:C:O2'	35:BA:1909:C:H5'	2.21	0.41
35:BA:2097:C:O2'	35:BA:2098:U:H5'	2.20	0.41
35:BA:1237:A:O2'	35:BA:1238:G:P	2.78	0.41
55:BX:63:LYS:HB3	55:BX:63:LYS:HE2	1.83	0.41
40:BF:89:VAL:C	40:BF:91:GLY:H	2.24	0.41
1:AA:110:C:C6	1:AA:110:C:O5'	2.69	0.41
7:AG:91:VAL:CG1	7:AG:92:SER:H	2.33	0.41
1:AA:657:G:H2'	1:AA:658:G:H8	1.85	0.41
1:AA:1111:A:N6	1:AA:1112:C:N4	2.68	0.41
2:AB:236:TYR:C	2:AB:238:LEU:N	2.73	0.41
35:BA:1841:U:H2'	35:BA:1842:G:C8	2.56	0.41
1:AA:547:A:H4'	1:AA:548:G:O5'	2.21	0.41
11:AK:89:ALA:C	11:AK:91:ARG:H	2.21	0.41
1:AA:1465:C:H2'	1:AA:1466:C:C5'	2.51	0.41
57:BZ:100:VAL:CG2	57:BZ:126:VAL:HG22	2.50	0.41
35:BA:1312:U:O2	35:BA:1603:A:C2	2.74	0.41
1:AA:857:C:H2'	1:AA:858:G:O4'	2.20	0.41
1:AA:169:C:O2	1:AA:169:C:H2'	2.20	0.41
35:BA:2576:G:OP1	35:BA:2576:G:H3'	2.20	0.41
14:AN:6:LEU:HA	14:AN:6:LEU:HD23	1.86	0.41

Continued on next page...

Continued from previous page...

Atom-1	Atom-2	Interatomic distance (Å)	Clash overlap (Å)
28:B3:50:VAL:O	28:B3:51:ALA:C	2.59	0.41
35:BA:2642:G:O2'	35:BA:2643:G:H5'	2.21	0.41
36:BB:36:C:H2'	36:BB:37:C:C6	2.55	0.41
1:AA:512:U:O2	1:AA:540:G:N2	2.54	0.41
24:AY:507:TYR:CD1	24:AY:507:TYR:O	2.71	0.41
41:BG:55:LYS:HE2	41:BG:58:GLN:NE2	2.36	0.41
52:BU:53:ARG:HG3	52:BU:57:PHE:HE1	1.86	0.41
2:AB:163:PHE:CD2	2:AB:185:ILE:HG13	2.56	0.41
56:BY:36:ALA:C	56:BY:37:VAL:HG13	2.42	0.41
26:B1:78:LYS:O	26:B1:80:LEU:N	2.54	0.41
31:B6:30:THR:O	31:B6:31:PRO:C	2.59	0.41
31:B6:30:THR:HG21	35:BA:2286:A:OP2	2.20	0.41
31:B6:44:ARG:HB3	31:B6:45:LYS:H	1.57	0.41
31:B6:11:LEU:HA	31:B6:54:ILE:O	2.20	0.41
31:B6:7:ILE:N	31:B6:7:ILE:CD1	2.84	0.41
35:BA:2369:A:H2'	35:BA:2370:G:C8	2.56	0.41
43:BK:100:THR:HG22	43:BK:139:VAL:HB	2.03	0.41
41:BG:77:ILE:HG22	41:BG:80:PHE:CB	2.50	0.41
2:AB:15:VAL:HG21	2:AB:209:ARG:HH21	1.86	0.41
2:AB:19:HIS:CD2	2:AB:20:GLU:CD	2.94	0.41
56:BY:81:LYS:HD2	56:BY:96:ILE:HG22	2.03	0.41
51:BT:25:GLY:HA3	51:BT:90:GLN:O	2.21	0.41
40:BF:106:ARG:HG3	40:BF:106:ARG:NH1	2.35	0.41
40:BF:117:ARG:NH1	40:BF:120:GLU:OE1	2.54	0.41
40:BF:157:VAL:O	40:BF:157:VAL:HG23	2.20	0.41
24:AY:205:TYR:O	24:AY:206:LEU:C	2.58	0.41
24:AY:132:ARG:HH22	24:AY:253:LEU:HG	1.84	0.41
24:AY:85:PRO:HG3	24:AY:94:VAL:HG13	2.03	0.41
39:BE:60:ASN:O	39:BE:61:ARG:C	2.59	0.41
35:BA:2787:C:H2'	35:BA:2787:C:O2	2.20	0.41
58:AY:701:FUA:H191	58:AY:701:FUA:H62	1.84	0.41
57:BZ:110:GLY:HA2	57:BZ:145:GLU:OE1	2.21	0.41
35:BA:272(H):C:C2'	35:BA:272(I):U:C5'	2.88	0.41
27:B2:7:ARG:NH1	27:B2:7:ARG:CG	2.64	0.41
24:AY:227:ILE:HG23	24:AY:237:PRO:CB	2.51	0.41
35:BA:2822:G:H2'	35:BA:2823:A:H5''	2.03	0.41
41:BG:82:LEU:CD2	41:BG:87:PRO:HG3	2.49	0.41
9:AI:59:PHE:HD1	9:AI:59:PHE:N	2.17	0.41
33:B8:61:LEU:O	33:B8:64:TYR:N	2.54	0.41
47:BP:25:SER:O	47:BP:30:THR:OG1	2.24	0.41
5:AE:34:VAL:HG13	5:AE:34:VAL:O	2.21	0.41

Continued on next page...

Continued from previous page...

Atom-1	Atom-2	Interatomic distance (Å)	Clash overlap (Å)
40:BF:10:PRO:HB3	40:BF:127:GLU:CG	2.50	0.41
40:BF:9:ILE:H	40:BF:9:ILE:HG13	1.62	0.41
24:AY:14:ASN:ND2	24:AY:80:ASN:HD22	2.19	0.41
35:BA:1012:U:O4	45:BN:28:THR:HG21	2.21	0.41
45:BN:23:LEU:HB3	45:BN:60:ILE:CG2	2.44	0.41
45:BN:21:LYS:O	45:BN:60:ILE:HG23	2.21	0.41
35:BA:2137:C:H2'	35:BA:2138:C:O4'	2.20	0.41
35:BA:1450:G:C6	35:BA:1450(A):C:N4	2.89	0.41
57:BZ:52:SER:OG	57:BZ:53:ILE:N	2.52	0.41
35:BA:191:A:O5'	35:BA:191:A:H8	2.02	0.41
35:BA:2103:C:H1'	35:BA:2187:G:H1	1.85	0.41
35:BA:1827:C:H2'	35:BA:1828:G:C5'	2.51	0.41
45:BN:132:ALA:O	45:BN:133:GLN:HB2	2.21	0.41
45:BN:15:LEU:HD23	45:BN:53:VAL:HB	2.01	0.41
45:BN:55:VAL:HB	45:BN:128:HIS:HB3	2.03	0.41
13:AM:22:ILE:HG21	13:AM:66:LEU:CD2	2.51	0.41
26:B1:64:ALA:C	26:B1:66:HIS:N	2.74	0.41
16:AP:14:ASN:N	16:AP:15:PRO:CD	2.84	0.41
35:BA:279:C:H3'	35:BA:280:C:C5'	2.37	0.41
29:B4:48:ARG:O	29:B4:48:ARG:CG	2.47	0.41
35:BA:624:C:N4	47:BP:107:LYS:HZ2	2.19	0.41
35:BA:637:A:OP2	47:BP:115:LEU:HB2	2.20	0.41
35:BA:654:A:H4'	35:BA:654(A):G:O5'	2.21	0.41
47:BP:114:ILE:HG13	47:BP:130:PHE:HD1	1.86	0.41
47:BP:83:VAL:HG13	47:BP:114:ILE:HA	2.03	0.41
24:AY:337:SER:CB	24:AY:355:LEU:HD23	2.48	0.41
24:AY:354:ARG:C	24:AY:355:LEU:HD22	2.41	0.41
35:BA:2636:U:OP1	39:BE:79:ARG:HG3	2.21	0.41
20:AT:89:ARG:HD2	20:AT:104:LEU:CD1	2.51	0.41
25:B0:49:LYS:HG3	25:B0:80:HIS:CG	2.55	0.41
35:BA:1689:A:N6	35:BA:1698:A:H2	2.15	0.41
12:AL:28:LYS:O	12:AL:29:GLY:C	2.58	0.41
1:AA:973:G:C1'	10:AJ:55:LYS:HE2	2.50	0.41
35:BA:578:A:C8	35:BA:2018:G:H5'	2.56	0.41
35:BA:1064:C:C5'	43:BK:87:GLY:H	2.33	0.41
38:BD:94:LEU:HD23	38:BD:95:LEU:H	1.84	0.41
8:AH:103:VAL:HG21	8:AH:136:GLU:HB2	2.02	0.41
8:AH:6:ILE:H	8:AH:6:ILE:HD12	1.75	0.41
1:AA:1513:A:C6	1:AA:1514:C:N4	2.89	0.41
24:AY:15:ILE:C	24:AY:101:LEU:HD13	2.41	0.41
24:AY:647:VAL:HA	24:AY:648:PRO:HD3	1.81	0.41

Continued on next page...

Continued from previous page...

Atom-1	Atom-2	Interatomic distance (Å)	Clash overlap (Å)
25:B0:14:ARG:NH1	35:BA:2279:G:N7	2.67	0.41
25:B0:27:GLU:HG3	25:B0:68:GLU:HA	2.03	0.41
4:AD:163:GLU:OE2	4:AD:163:GLU:HA	2.21	0.41
4:AD:13:ARG:CA	4:AD:33:MET:HE1	2.48	0.41
1:AA:409:G:H5'	4:AD:25:ARG:HB2	2.02	0.41
13:AM:37:THR:HG21	13:AM:56:LEU:HD22	2.03	0.41
1:AA:1060:C:N4	3:AC:2:GLY:HA3	2.36	0.41
11:AK:30:VAL:CG2	11:AK:30:VAL:O	2.63	0.41
1:AA:1493:A:H4'	1:AA:1494:G:OP2	2.19	0.41
46:BO:69:ILE:CD1	46:BO:69:ILE:N	2.80	0.41
20:AT:11:SER:HA	20:AT:13:LEU:CD1	2.51	0.41
37:BC:27:ALA:C	37:BC:29:LEU:N	2.74	0.41
51:BT:110:ILE:HG23	51:BT:110:ILE:HD12	1.81	0.41
2:AB:129:GLU:O	2:AB:130:ARG:HG3	2.21	0.41
41:BG:23:PHE:CZ	41:BG:168:GLU:HA	2.56	0.41
41:BG:29:TRP:C	41:BG:31:VAL:N	2.73	0.41
1:AA:55:A:N3	24:AY:321:TYR:O	2.54	0.41
51:BT:1:MET:H1	51:BT:7:ILE:HD11	1.84	0.41
7:AG:101:LEU:H	7:AG:101:LEU:HD23	1.80	0.41
37:BC:101:ILE:HG23	37:BC:128:LEU:HG	2.02	0.41
35:BA:1399:C:C2'	35:BA:1399:C:O2	2.69	0.41
1:AA:1422:G:H2'	1:AA:1423:G:C8	2.55	0.41
9:AI:100:GLY:C	9:AI:102:LEU:H	2.23	0.41
36:BB:5:C:O2'	36:BB:27:C:O2	2.39	0.41
51:BT:79:HIS:O	51:BT:80:SER:HB3	2.20	0.41
43:BK:75:SER:O	43:BK:78:ILE:HG22	2.21	0.41
25:B0:25:ARG:HH11	25:B0:25:ARG:HG2	1.86	0.41
11:AK:59:TYR:O	11:AK:60:ALA:C	2.59	0.41
30:B5:58:LEU:HD13	30:B5:59:GLU:N	2.35	0.41
3:AC:181:ASN:HD22	3:AC:205:GLY:H	1.68	0.41
42:BH:20:ALA:HB1	42:BH:21:PRO:HD2	2.01	0.41
1:AA:1371:G:OP2	9:AI:11:LYS:HD2	2.21	0.41
1:AA:1342:C:H2'	1:AA:1343:G:H8	1.85	0.41
1:AA:1349:A:OP2	9:AI:118:LYS:NZ	2.53	0.41
22:AV:41:C:H2'	22:AV:42:G:O4'	2.21	0.41
1:AA:1008:C:H2'	1:AA:1009:G:H8	1.86	0.41
25:B0:11:ARG:O	25:B0:12:ASN:ND2	2.53	0.41
1:AA:64:G:OP1	1:AA:382:A:N6	2.53	0.41
1:AA:93:G:N1	1:AA:96:U:C4	2.89	0.41
1:AA:381:C:H2'	1:AA:382:A:O4'	2.21	0.41
42:BH:152:ARG:O	42:BH:153:LYS:C	2.60	0.41

Continued on next page...

Continued from previous page...

Atom-1	Atom-2	Interatomic distance (Å)	Clash overlap (Å)
7:AG:31:MET:SD	7:AG:36:LYS:CB	3.05	0.41
35:BA:851:U:H2'	35:BA:852:G:C8	2.55	0.41
24:AY:148:LEU:HD12	24:AY:148:LEU:HA	1.79	0.41
35:BA:1125:G:C6	35:BA:1126:A:N6	2.89	0.41
50:BS:19:LYS:C	50:BS:20:ARG:CZ	2.89	0.41
2:AB:43:ASP:OD2	2:AB:46:LYS:HE3	2.21	0.41
35:BA:216:A:C8	35:BA:432:A:C6	3.09	0.41
35:BA:1291:C:H2'	35:BA:1292:U:C6	2.56	0.41
4:AD:204:ILE:C	4:AD:206:PHE:H	2.23	0.41
4:AD:61:LYS:HE2	4:AD:61:LYS:HB3	1.92	0.41
35:BA:48:G:N2	35:BA:177:G:H21	2.18	0.41
5:AE:144:THR:O	5:AE:147:ASP:OD2	2.39	0.41
16:AP:43:LYS:HA	16:AP:48:TRP:CB	2.49	0.41
54:BW:1:MET:HE2	54:BW:62:HIS:HD2	1.86	0.41
24:AY:486:THR:HG22	24:AY:600:VAL:HG13	2.03	0.41
39:BE:51:PHE:HD2	39:BE:52:LEU:HD12	1.84	0.41
36:BB:77:U:O2	36:BB:101:G:O6	2.39	0.41
36:BB:75:G:H2'	36:BB:76:G:O4'	2.21	0.41
1:AA:608:A:H2'	1:AA:609:A:C5'	2.50	0.41
1:AA:723:U:C5'	1:AA:724:G:OP2	2.69	0.41
24:AY:105:ILE:N	24:AY:105:ILE:CD1	2.81	0.41
35:BA:1638:C:H1'	35:BA:2698:U:O2'	2.21	0.41
35:BA:1639:U:O2'	35:BA:1640:C:H5"	2.21	0.41
1:AA:1458:G:H8	1:AA:1458:G:OP2	2.04	0.41
20:AT:42:GLN:HE21	20:AT:42:GLN:CA	2.28	0.41
35:BA:686:G:N2	35:BA:788:A:H61	2.18	0.41
1:AA:748:C:HO2'	1:AA:749:C:H6	1.68	0.41
46:BO:24:VAL:HG21	46:BO:30:ALA:HB3	2.03	0.41
35:BA:1187:G:H5"	53:BV:81:TYR:CE1	2.56	0.41
35:BA:2177:C:O5'	35:BA:2177:C:H6	2.04	0.41
18:AR:42:ARG:O	18:AR:42:ARG:CG	2.62	0.41
21:AU:6:ARG:NH2	21:AU:15:ARG:HH22	2.19	0.41
35:BA:182:A:C2	35:BA:183:C:C2	3.09	0.41
35:BA:1567:A:H2'	38:BD:84:TYR:CE2	2.55	0.41
35:BA:1630:G:N1	35:BA:1637:A:N1	2.69	0.41
35:BA:1629:U:H2'	35:BA:1630:G:C8	2.56	0.41
35:BA:1050:A:C4	35:BA:1051:G:H1'	2.55	0.41
13:AM:34:LEU:HA	13:AM:34:LEU:HD23	1.81	0.41
35:BA:1692:U:H2'	35:BA:1694:C:C4	2.56	0.41
35:BA:703:U:H2'	35:BA:704:G:O4'	2.20	0.41
4:AD:56:VAL:HG12	4:AD:202:LEU:HD13	2.02	0.41

Continued on next page...

Continued from previous page...

Atom-1	Atom-2	Interatomic distance (Å)	Clash overlap (Å)
7:AG:13:GLN:HG3	7:AG:14:PRO:HD2	2.03	0.41
1:AA:341:C:O2	1:AA:349:A:C2	2.74	0.41
35:BA:353:G:H2'	35:BA:354:G:H5'	2.03	0.41
7:AG:132:GLY:C	7:AG:134:ALA:N	2.73	0.41
7:AG:13:GLN:O	7:AG:24:THR:HG21	2.20	0.41
41:BG:79:ASN:N	41:BG:79:ASN:OD1	2.52	0.41
35:BA:1177:A:H4'	35:BA:1178:C:H5'	2.03	0.41
4:AD:65:ARG:HD3	4:AD:75:PHE:CD2	2.56	0.41
53:BV:15:GLU:O	53:BV:16:PRO:C	2.60	0.41
35:BA:2313:C:C5'	35:BA:2313:C:H6	2.23	0.41
41:BG:98:ARG:NH1	41:BG:98:ARG:HG2	2.34	0.41
35:BA:1009:A:C2	35:BA:1010:A:C2	3.08	0.41
35:BA:996:A:H2'	35:BA:997:G:H8	1.86	0.41
52:BU:72:HIS:HE1	52:BU:107:ALA:CB	2.30	0.41
1:AA:793:U:C3'	1:AA:794:A:C5'	2.85	0.41
35:BA:271(B):C:C2'	35:BA:271(C):C:H5'	2.51	0.41
35:BA:300:A:H2'	35:BA:334:C:H1'	2.03	0.41
35:BA:2869:G:H2'	35:BA:2870:C:C6	2.56	0.41
40:BF:43:LYS:HG3	40:BF:44:ARG:N	2.35	0.41
40:BF:99:TYR:HE2	40:BF:101:LEU:HD12	1.84	0.41
24:AY:162:VAL:HG23	24:AY:255:ILE:HG13	2.01	0.41
24:AY:180:VAL:HG23	24:AY:216:LEU:CD1	2.51	0.41
24:AY:21:ILE:HG23	24:AY:88:VAL:HG13	2.02	0.41
35:BA:583:G:C4	35:BA:584:C:C5	3.09	0.41
36:BB:49:C:OP1	50:BS:97:ARG:HG3	2.21	0.41
35:BA:2147:G:O2'	35:BA:2148:G:H5'	2.21	0.41
9:AI:19:LEU:CD2	9:AI:61:ALA:HB2	2.50	0.41
33:B8:5:LYS:HG2	35:BA:242:G:C8	2.56	0.41
35:BA:1190:G:H5'	47:BP:35:HIS:N	2.32	0.41
42:BH:133:VAL:CG1	42:BH:134:SER:N	2.83	0.41
35:BA:1528:A:N6	35:BA:1544:A:C2	2.89	0.41
37:BC:132:LEU:HD22	37:BC:137:LEU:CB	2.50	0.41
46:BO:83:ALA:O	46:BO:84:ALA:HB2	2.21	0.41
49:BR:33:ARG:CG	49:BR:115:GLU:HG3	2.51	0.41
2:AB:28:PHE:O	2:AB:29:ALA:C	2.58	0.41
15:AO:17:ARG:CG	15:AO:17:ARG:NH1	2.78	0.41
35:BA:747:U:C4	35:BA:2613:U:C5	3.09	0.41
13:AM:68:GLY:CA	13:AM:71:ARG:HB3	2.51	0.41
26:B1:45:ASN:HD21	26:B1:47:GLN:NE2	2.19	0.41
56:BY:61:ILE:CG1	56:BY:62:GLU:N	2.84	0.41
36:BB:69:G:C2	36:BB:70:C:C2	3.09	0.41

Continued on next page...

Continued from previous page...

Atom-1	Atom-2	Interatomic distance (Å)	Clash overlap (Å)
35:BA:1063:G:O2'	35:BA:1064:C:H5'	2.21	0.41
35:BA:1127:A:C6	35:BA:2518:A:C2	3.09	0.41
48:BQ:3:MET:CB	48:BQ:4:PRO:CD	2.97	0.41
35:BA:701:G:C6	35:BA:732:C:N4	2.89	0.41
35:BA:154(A):C:N4	35:BA:172:C:N4	2.69	0.41
37:BC:73:VAL:CG1	37:BC:73:VAL:O	2.66	0.41
24:AY:631:ILE:HA	24:AY:645:ALA:HB2	2.03	0.41
4:AD:162:LEU:CD2	4:AD:178:VAL:HG13	2.51	0.41
1:AA:1221:G:H4'	19:AS:77:THR:CG2	2.47	0.41
10:AJ:24:VAL:C	10:AJ:26:ALA:N	2.72	0.41
35:BA:1722:A:H2	35:BA:1740:G:C2'	2.33	0.41
35:BA:1721:G:H8	35:BA:1741:A:N6	2.18	0.41
48:BQ:130:LYS:NZ	57:BZ:80:ARG:NH1	2.66	0.41
19:AS:9:VAL:HG21	29:B4:53:GLU:CG	2.50	0.41
5:AE:51:VAL:HG12	5:AE:55:VAL:CG2	2.51	0.41
35:BA:841:A:C2	35:BA:842:G:C4	3.09	0.41
42:BH:156:ALA:C	42:BH:158:HIS:H	2.25	0.41
1:AA:395:C:H4'	24:AY:340:TYR:OH	2.21	0.41
20:AT:74:LYS:HB2	20:AT:75:ASN:H	1.57	0.41
35:BA:1471:A:H2'	35:BA:1472:A:C8	2.56	0.41
32:B7:8:ASN:C	32:B7:8:ASN:ND2	2.75	0.41
35:BA:2681:C:H6	35:BA:2683:C:H41	1.69	0.41
35:BA:1578:U:H2'	35:BA:1579:A:C5'	2.47	0.41
1:AA:260:G:O2'	1:AA:261:U:H5'	2.21	0.41
35:BA:1401:G:C6	35:BA:1402:C:C4	3.09	0.41
11:AK:79:SER:CB	11:AK:106:LYS:HD2	2.51	0.41
2:AB:11:LEU:HD11	2:AB:217:ARG:HH22	1.86	0.41
24:AY:549:ALA:HB2	24:AY:587:SER:OG	2.20	0.41
56:BY:43:ASN:HD21	56:BY:64:GLU:HG3	1.86	0.41
40:BF:89:VAL:HG12	40:BF:90:PHE:H	1.86	0.41
1:AA:765:G:H1	1:AA:812:C:H2'	1.86	0.41
26:B1:6:GLU:OE1	26:B1:61:ARG:N	2.39	0.41
35:BA:1461:G:O2'	35:BA:1462:C:H5'	2.21	0.41
35:BA:1850:G:H5'	35:BA:1851:U:OP2	2.21	0.41
11:AK:36:ASP:OD2	11:AK:36:ASP:N	2.54	0.41
17:AQ:13:ASP:CA	17:AQ:19:VAL:HG12	2.51	0.41
35:BA:182:A:C6	35:BA:183:C:C4	3.09	0.41
9:AI:50:LEU:CB	9:AI:56:LEU:HG	2.50	0.41
1:AA:930:C:C2'	1:AA:931:C:H5'	2.51	0.41
35:BA:1889:A:H5''	35:BA:1889:A:H8	1.86	0.41
35:BA:1441:G:H2'	35:BA:1442:G:H8	1.86	0.41

Continued on next page...

Continued from previous page...

Atom-1	Atom-2	Interatomic distance (Å)	Clash overlap (Å)
35:BA:2323:G:O5'	35:BA:2323:G:H8	2.03	0.41
44:BL:64:ASN:O	44:BL:68:VAL:HG23	2.20	0.41
11:AK:112:THR:HG23	11:AK:113:PRO:HD2	2.02	0.41
35:BA:2792:G:H2'	35:BA:2792:G:N3	2.36	0.41
38:BD:182:LEU:HA	38:BD:182:LEU:HD23	1.74	0.41
8:AH:35:ILE:HG22	8:AH:39:LEU:HD21	2.03	0.41
12:AL:93:LEU:HB2	12:AL:96:VAL:CG2	2.51	0.41
2:AB:158:LEU:HA	2:AB:159:PRO:HD3	1.90	0.41
16:AP:57:ARG:O	16:AP:58:TYR:C	2.59	0.41
52:BU:52:ARG:O	52:BU:53:ARG:C	2.59	0.40
31:B6:27:LYS:HB3	31:B6:32:ASN:HD21	1.86	0.40
33:B8:33:ASN:CA	33:B8:36:LYS:HD2	2.50	0.40
41:BG:77:ILE:O	41:BG:80:PHE:N	2.54	0.40
35:BA:341:G:H2'	35:BA:342:G:H8	1.86	0.40
35:BA:605:C:C4	35:BA:606:U:C5	3.09	0.40
24:AY:160:ARG:O	24:AY:255:ILE:HA	2.21	0.40
39:BE:55:ASN:C	39:BE:57:LYS:H	2.25	0.40
35:BA:1599:C:H6	35:BA:1599:C:O5'	2.04	0.40
50:BS:102:ALA:O	50:BS:103:GLU:C	2.59	0.40
57:BZ:115:GLY:H	57:BZ:177:PRO:HG3	1.84	0.40
10:AJ:27:ALA:CB	10:AJ:85:LEU:HD11	2.51	0.40
57:BZ:72:ARG:HG2	57:BZ:89:PHE:HB2	2.03	0.40
42:BH:41:MET:CE	42:BH:43:VAL:CG1	2.99	0.40
35:BA:2820:A:H8	39:BE:191:PRO:HB3	1.86	0.40
35:BA:806:C:P	47:BP:39:LYS:HD3	2.56	0.40
24:AY:684:GLN:HE21	24:AY:684:GLN:HB2	1.58	0.40
37:BC:109:MET:HA	37:BC:111:PHE:CE2	2.56	0.40
46:BO:64:ARG:NH1	46:BO:83:ALA:CB	2.84	0.40
25:B0:44:ARG:NH1	25:B0:44:ARG:HG2	2.36	0.40
35:BA:2262:U:C3'	35:BA:2263:C:H5'	2.51	0.40
27:B2:57:ILE:HG22	27:B2:61:LEU:HD12	2.02	0.40
17:AQ:17:LYS:HA	17:AQ:49:GLU:HG2	2.03	0.40
13:AM:77:ASN:O	13:AM:81:LEU:CD2	2.69	0.40
1:AA:354:G:C2	1:AA:355:C:C5	3.09	0.40
35:BA:1335:U:OP1	55:BX:65:ARG:NH2	2.54	0.40
24:AY:10:LYS:CE	24:AY:284:LEU:HD23	2.50	0.40
1:AA:1296:C:O2'	1:AA:1302:U:C5	2.63	0.40
22:AV:71:C:H5'	22:AV:72:A:OP2	2.21	0.40
49:BR:12:ARG:HD2	49:BR:20:LEU:HD22	2.03	0.40
4:AD:159:ARG:O	4:AD:160:GLN:C	2.58	0.40
4:AD:163:GLU:O	4:AD:165:MET:N	2.54	0.40

Continued on next page...

Continued from previous page...

Atom-1	Atom-2	Interatomic distance (Å)	Clash overlap (Å)
4:AD:36:ARG:HB3	4:AD:38:TYR:CE2	2.56	0.40
45:BN:65:LYS:HZ2	45:BN:65:LYS:CB	2.34	0.40
48:BQ:50:ALA:O	48:BQ:52:VAL:N	2.55	0.40
35:BA:547:A:O2'	35:BA:548:A:N7	2.46	0.40
35:BA:1722:A:C2	35:BA:1740:G:H2'	2.48	0.40
35:BA:1722:A:O2'	35:BA:1739:U:C5'	2.63	0.40
2:AB:114:ARG:O	2:AB:117:GLU:HB2	2.21	0.40
48:BQ:37:LEU:HD21	48:BQ:130:LYS:HB2	2.03	0.40
1:AA:1423:G:H5''	46:BO:49:ARG:NH2	2.36	0.40
35:BA:1668:A:N3	35:BA:1670:C:C4	2.88	0.40
1:AA:93:G:O2'	1:AA:96:U:H5'	2.21	0.40
1:AA:97:G:HO2'	1:AA:98:G:P	2.44	0.40
38:BD:27:THR:O	38:BD:27:THR:HG23	2.20	0.40
24:AY:553:GLY:H	24:AY:557:GLY:C	2.24	0.40
5:AE:81:GLU:HA	5:AE:89:ILE:O	2.22	0.40
1:AA:1478:C:O5'	1:AA:1478:C:H6	2.04	0.40
38:BD:183:ARG:HD2	38:BD:270:ILE:CG2	2.49	0.40
4:AD:112:VAL:H	4:AD:112:VAL:HG12	1.70	0.40
35:BA:1430:C:N4	35:BA:1563:G:H1	2.17	0.40
35:BA:1185:C:C5'	35:BA:1186:G:P	3.10	0.40
42:BH:89:ILE:CD1	42:BH:94:TYR:CB	2.99	0.40
42:BH:92:ILE:C	42:BH:94:TYR:H	2.24	0.40
1:AA:961:U:H2'	1:AA:962:C:H5'	2.04	0.40
35:BA:2832:U:H1'	35:BA:2834:G:C4	2.55	0.40
5:AE:37:ARG:HG2	5:AE:37:ARG:HH11	1.86	0.40
16:AP:25:ARG:NH1	16:AP:25:ARG:HG3	2.35	0.40
28:B3:19:GLN:O	28:B3:22:ALA:N	2.44	0.40
57:BZ:61:LEU:C	57:BZ:63:ASP:N	2.74	0.40
35:BA:1891:G:C8	35:BA:1891:G:O5'	2.72	0.40
9:AI:69:GLY:O	9:AI:73:GLN:HG3	2.20	0.40
1:AA:37:U:H2'	1:AA:38:G:H5'	2.03	0.40
35:BA:1299:G:H8	35:BA:1299:G:O5'	2.03	0.40
16:AP:44:THR:O	16:AP:45:THR:HB	2.21	0.40
17:AQ:89:LEU:HD23	17:AQ:89:LEU:HA	1.90	0.40
35:BA:352:G:H1'	35:BA:354:G:N7	2.36	0.40
4:AD:65:ARG:HD2	4:AD:72:GLU:HA	2.03	0.40
1:AA:592:G:H2'	1:AA:593:G:H8	1.86	0.40
9:AI:99:LEU:HB2	9:AI:101:PHE:CE1	2.56	0.40
38:BD:268:ARG:HD3	38:BD:268:ARG:HH11	1.70	0.40
25:B0:55:ARG:HB3	25:B0:55:ARG:HE	1.60	0.40
5:AE:53:LEU:HD23	5:AE:53:LEU:N	2.36	0.40

Continued on next page...

Continued from previous page...

Atom-1	Atom-2	Interatomic distance (Å)	Clash overlap (Å)
49:BR:13:HIS:O	49:BR:14:SER:C	2.59	0.40
35:BA:1705:G:O2'	35:BA:1706:U:H5'	2.21	0.40
40:BF:109:GLY:HA2	40:BF:112:MET:HB2	2.01	0.40
40:BF:70:THR:HB	40:BF:72:ARG:H	1.86	0.40
41:BG:153:ARG:HH11	41:BG:153:ARG:HB3	1.85	0.40
52:BU:115:ALA:C	52:BU:117:GLN:N	2.74	0.40
52:BU:78:THR:O	52:BU:79:PHE:C	2.59	0.40
50:BS:16:ASN:OD1	50:BS:16:ASN:C	2.59	0.40
56:BY:94:LYS:CG	56:BY:102:CYS:SG	3.09	0.40
35:BA:2346:A:O2'	35:BA:2383:G:C8	2.73	0.40
10:AJ:98:ILE:O	10:AJ:99:LYS:HD3	2.20	0.40
35:BA:286:C:O2'	35:BA:287:C:H5'	2.20	0.40
19:AS:78:ARG:O	19:AS:81:ARG:HD3	2.21	0.40
47:BP:9:ASN:N	47:BP:10:PRO:CD	2.84	0.40
35:BA:2810:A:C2'	39:BE:61:ARG:NH2	2.82	0.40
50:BS:74:ALA:HB2	50:BS:101:LEU:CD2	2.51	0.40
52:BU:11:ARG:HG2	52:BU:11:ARG:O	2.21	0.40
35:BA:2443:C:H2'	35:BA:2444:G:H5'	2.03	0.40
33:B8:7:HIS:HB3	33:B8:10:ALA:HB3	2.03	0.40
47:BP:23:PRO:O	47:BP:33:ARG:CD	2.67	0.40
42:BH:83:TYR:HA	42:BH:135:GLY:O	2.20	0.40
35:BA:1042:G:O2'	35:BA:1043:C:H5'	2.21	0.40
35:BA:1012:U:O4	45:BN:25:ARG:HA	2.21	0.40
46:BO:115:VAL:HG13	46:BO:121:VAL:CG2	2.43	0.40
49:BR:35:THR:HG23	49:BR:112:ALA:O	2.22	0.40
3:AC:40:ARG:O	3:AC:44:GLU:HB2	2.21	0.40
1:AA:1053:G:C4	1:AA:1199:U:C5	3.09	0.40
3:AC:58:GLU:HB2	3:AC:65:ALA:CB	2.51	0.40
35:BA:777:A:N3	35:BA:778:G:C8	2.89	0.40
36:BB:14:U:H5'	36:BB:71:C:O4'	2.22	0.40
38:BD:11:PRO:C	38:BD:13:ARG:N	2.74	0.40
38:BD:9:TYR:O	38:BD:10:THR:CB	2.67	0.40
47:BP:136:GLU:O	47:BP:139:LYS:HB2	2.21	0.40
41:BG:109:VAL:HG11	41:BG:142:PRO:HD3	2.02	0.40
35:BA:281:G:N2	35:BA:358:U:C5	2.89	0.40
51:BT:56:GLY:N	51:BT:59:THR:HG21	2.37	0.40
1:AA:972:C:O2	10:AJ:55:LYS:HG2	2.20	0.40
1:AA:974:A:C8	14:AN:31:ARG:HD2	2.56	0.40
1:AA:103:C:H5'	1:AA:104:G:OP2	2.22	0.40
35:BA:1337:G:H2'	35:BA:1338:G:H8	1.85	0.40
24:AY:9:LEU:C	24:AY:11:ARG:N	2.74	0.40

Continued on next page...

Continued from previous page...

Atom-1	Atom-2	Interatomic distance (Å)	Clash overlap (Å)
57:BZ:57:ILE:CD1	57:BZ:57:ILE:N	2.85	0.40
35:BA:2061:G:OP2	35:BA:2502:G:OP2	2.39	0.40
35:BA:1687:G:O2'	35:BA:1701:A:N6	2.50	0.40
36:BB:58:A:H2'	36:BB:59:A:C8	2.57	0.40
35:BA:2687:U:H2'	35:BA:2688:U:H5'	2.04	0.40
51:BT:6:LEU:CD2	51:BT:10:VAL:HG23	2.51	0.40
35:BA:1558:A:HO2'	35:BA:1559:G:P	2.43	0.40
1:AA:1031:G:C2'	1:AA:1032:G:H5'	2.51	0.40
35:BA:1052:C:H4'	35:BA:1053:C:OP1	2.21	0.40
1:AA:477:A:C2'	1:AA:479:C:H5'	2.52	0.40
35:BA:841:A:C6	35:BA:842:G:C5	3.09	0.40
18:AR:45:SER:HB3	18:AR:51:LEU:HD21	2.02	0.40
29:B4:56:VAL:CG1	29:B4:56:VAL:O	2.59	0.40
51:BT:29:ARG:CD	51:BT:30:VAL:HG13	2.51	0.40
37:BC:86:GLU:O	37:BC:90:ALA:HB2	2.21	0.40
1:AA:1134:G:N1	1:AA:1142:G:C6	2.89	0.40
1:AA:1133:G:N3	1:AA:1142:G:N2	2.69	0.40
17:AQ:67:LYS:HA	17:AQ:70:ARG:NH1	2.33	0.40
35:BA:775:G:H4'	35:BA:776:G:O5'	2.19	0.40
3:AC:3:ASN:O	3:AC:4:LYS:HB2	2.21	0.40
4:AD:57:ARG:HH11	4:AD:57:ARG:CG	2.32	0.40
1:AA:1097:C:O2'	1:AA:1098:C:H5'	2.21	0.40
35:BA:1329:U:H5'	35:BA:1330:C:C5	2.56	0.40
22:AV:35:A:C6	22:AV:36:U:C4	3.08	0.40
1:AA:332:G:C4	1:AA:333:G:C8	3.10	0.40
20:AT:84:LEU:HD12	20:AT:84:LEU:C	2.42	0.40
16:AP:65:GLN:HA	16:AP:66:PRO:HD2	1.82	0.40
35:BA:222:A:N6	35:BA:224:G:C2	2.89	0.40
35:BA:444:C:O2'	35:BA:445:C:H5'	2.21	0.40
7:AG:145:ALA:O	7:AG:146:GLU:CB	2.67	0.40
1:AA:1137:C:C4'	1:AA:1138:G:C2	3.04	0.40
35:BA:1221(A):C:C2	35:BA:1229:G:C2	3.09	0.40
12:AL:7:ILE:HG22	12:AL:8:ASN:N	2.36	0.40
46:BO:26:LYS:HB3	46:BO:27:GLY:H	1.59	0.40
13:AM:88:ARG:HG2	13:AM:88:ARG:NH1	2.33	0.40
24:AY:484:ARG:HA	24:AY:484:ARG:HD3	1.75	0.40
1:AA:310:G:H2'	1:AA:311:C:H6	1.86	0.40
1:AA:117:G:H2'	1:AA:118:U:O4'	2.21	0.40
7:AG:62:PHE:O	7:AG:63:LYS:C	2.59	0.40
1:AA:63:C:O2'	1:AA:380:G:H4'	2.21	0.40
52:BU:17:ILE:HG21	52:BU:17:ILE:HD13	1.91	0.40

Continued on next page...

Continued from previous page...

Atom-1	Atom-2	Interatomic distance (Å)	Clash overlap (Å)
11:AK:55:LYS:HB2	11:AK:55:LYS:HE3	1.82	0.40
1:AA:734:G:H2'	1:AA:735:C:O4'	2.21	0.40
40:BF:113:ALA:HB1	40:BF:186:ILE:HG21	2.03	0.40
29:B4:1:MET:CE	29:B4:1:MET:H3	2.34	0.40
56:BY:38:ILE:HG23	56:BY:39:VAL:N	2.36	0.40
35:BA:2394:C:C5	35:BA:2395:C:H5	2.39	0.40
35:BA:613:G:C2	35:BA:615:G:C5	3.10	0.40
35:BA:310:A:O2'	35:BA:311:A:H2'	2.21	0.40
35:BA:312:G:H5'	35:BA:331:A:H2'	2.03	0.40
35:BA:286:C:C4'	35:BA:286:C:C6	3.04	0.40
40:BF:39:TRP:O	40:BF:43:LYS:HG2	2.20	0.40
40:BF:84:VAL:O	40:BF:86:GLY:N	2.50	0.40
35:BA:1343:G:N2	35:BA:1405:U:C2	2.89	0.40
50:BS:97:ARG:NH2	50:BS:98:VAL:HA	2.36	0.40
35:BA:1997:G:O2'	35:BA:1998:G:H5'	2.21	0.40
46:BO:22:ILE:O	46:BO:22:ILE:HG22	2.20	0.40
1:AA:1117:G:O3'	9:AI:104:ARG:CD	2.70	0.40
17:AQ:46:ASP:HA	17:AQ:47:PRO:HD2	1.78	0.40
23:AX:11:U:H4'	23:AX:12:A:O5'	2.21	0.40
3:AC:52:LEU:HD12	3:AC:55:VAL:CG2	2.52	0.40
26:B1:82:LEU:HD23	26:B1:90:ILE:HG23	2.02	0.40
35:BA:279:C:C3'	35:BA:280:C:C5'	2.94	0.40
8:AH:103:VAL:CG1	8:AH:108:GLY:HA3	2.50	0.40
47:BP:16:ARG:HB2	47:BP:16:ARG:NH1	2.36	0.40
47:BP:16:ARG:NE	47:BP:18:ARG:HB2	2.36	0.40
1:AA:201:C:C3'	1:AA:202:U:H5''	2.51	0.40
57:BZ:24:LEU:C	57:BZ:24:LEU:CD2	2.89	0.40
48:BQ:59:ARG:CB	57:BZ:180:VAL:HG23	2.51	0.40
35:BA:883:G:N2	35:BA:894:C:C2	2.89	0.40
1:AA:1352:C:OP1	21:AU:3:LYS:CE	2.70	0.40
7:AG:153:HIS:ND1	7:AG:153:HIS:N	2.70	0.40
35:BA:2617:C:C4	35:BA:2618:G:N7	2.89	0.40
35:BA:51:G:N3	35:BA:119:A:C2	2.90	0.40
1:AA:1442:G:H2'	51:BT:118:ARG:NH1	2.36	0.40
35:BA:2777:G:C5'	35:BA:2778:A:H5''	2.52	0.40
35:BA:1820:U:H3	38:BD:199:ALA:HA	1.86	0.40
3:AC:84:ILE:HD11	3:AC:88:ARG:HH21	1.87	0.40
3:AC:5:ILE:HD13	3:AC:5:ILE:H	1.81	0.40
1:AA:677:U:H2'	1:AA:678:U:O4'	2.21	0.40
20:AT:87:LYS:HA	20:AT:90:GLN:HB2	2.03	0.40
36:BB:76:G:O3'	57:BZ:19:ARG:NH2	2.52	0.40

Continued on next page...

Continued from previous page...

Atom-1	Atom-2	Interatomic distance (Å)	Clash overlap (Å)
45:BN:34:LEU:HD13	45:BN:34:LEU:HA	1.97	0.40
32:B7:16:HIS:ND1	35:BA:684:G:OP1	2.54	0.40
54:BW:34:ASN:HA	54:BW:37:ARG:HB3	2.04	0.40
43:BK:2:LYS:HB2	43:BK:2:LYS:HZ3	1.85	0.40
1:AA:836:G:C6	1:AA:851:G:C6	3.09	0.40
35:BA:1635:G:C2	35:BA:1636:C:C2	3.09	0.40
15:AO:34:LEU:O	15:AO:35:ARG:C	2.60	0.40
25:B0:10:THR:HG21	35:BA:2277:G:OP2	2.21	0.40
47:BP:124:LYS:HD3	47:BP:143:GLY:CA	2.51	0.40
1:AA:69:G:C2	1:AA:70:G:C5	3.09	0.40
50:BS:48:LEU:N	50:BS:48:LEU:HD12	2.37	0.40
1:AA:908:A:H2'	1:AA:909:A:C8	2.55	0.40
37:BC:140:ASN:HB3	37:BC:143:ALA:HB2	2.02	0.40
52:BU:55:ARG:HA	52:BU:58:ARG:CB	2.51	0.40
35:BA:2291:U:O2'	35:BA:2292:C:H5'	2.21	0.40
24:AY:177:ILE:CG2	24:AY:178:ILE:H	2.33	0.40
35:BA:1344:G:C2	35:BA:1404:C:C2	3.09	0.40
42:BH:169:VAL:CG2	42:BH:170:ARG:H	2.21	0.40
50:BS:98:VAL:HG12	50:BS:100:ALA:HB2	2.03	0.40
57:BZ:4:ARG:O	57:BZ:5:LEU:HB2	2.21	0.40
35:BA:1992:G:N2	35:BA:1996:C:O2	2.39	0.40
40:BF:65:TRP:C	40:BF:67:GLN:H	2.24	0.40
35:BA:1902:C:O2'	38:BD:244:ARG:NE	2.50	0.40
53:BV:59:ALA:HA	53:BV:95:LEU:O	2.21	0.40
49:BR:76:VAL:CG1	49:BR:77:ARG:N	2.84	0.40
49:BR:79:LEU:C	49:BR:79:LEU:CD1	2.83	0.40
2:AB:39:ILE:CG2	2:AB:40:HIS:N	2.84	0.40
15:AO:86:GLY:C	15:AO:87:ILE:CG2	2.89	0.40
10:AJ:51:ARG:HG3	10:AJ:60:ARG:O	2.21	0.40
19:AS:63:THR:H	19:AS:63:THR:HG23	1.59	0.40
39:BE:82:ARG:O	39:BE:84:PHE:N	2.55	0.40
35:BA:2318:G:C2'	35:BA:2319:G:OP2	2.69	0.40
35:BA:2519:U:H2'	35:BA:2541:A:H61	1.87	0.40
13:AM:54:VAL:O	13:AM:55:ARG:C	2.59	0.40
33:B8:42:ARG:C	33:B8:44:LYS:H	2.25	0.40
35:BA:2470:G:OP1	35:BA:2470:G:H4'	2.20	0.40
35:BA:892:G:O2'	35:BA:893:C:H5'	2.21	0.40
36:BB:58:A:H2'	36:BB:59:A:O4'	2.21	0.40
6:AF:67:MET:HB2	6:AF:68:PRO:CD	2.48	0.40
37:BC:27:ALA:C	37:BC:29:LEU:H	2.24	0.40
35:BA:848:G:H3'	35:BA:849:A:H8	1.86	0.40

Continued on next page...

Continued from previous page...

Atom-1	Atom-2	Interatomic distance (Å)	Clash overlap (Å)
41:BG:9:ARG:CG	41:BG:13:GLU:HG2	2.51	0.40
49:BR:41:ALA:C	49:BR:43:GLU:N	2.74	0.40
51:BT:11:GLU:CD	51:BT:11:GLU:H	2.24	0.40
27:B2:47:ASN:HB3	27:B2:48:HIS:H	1.53	0.40
35:BA:537:C:O5'	35:BA:537:C:H6	2.05	0.40
37:BC:149:ASN:ND2	37:BC:153:ILE:HG13	2.36	0.40
9:AI:84:ALA:C	9:AI:86:VAL:N	2.75	0.40
38:BD:25:THR:HG22	38:BD:26:LYS:HD2	2.03	0.40
51:BT:82:LEU:HD22	51:BT:85:LYS:HD2	2.03	0.40
35:BA:2625:G:H2'	35:BA:2626:C:O4'	2.22	0.40
3:AC:84:ILE:O	3:AC:84:ILE:HG12	2.21	0.40
5:AE:72:GLN:NE2	5:AE:144:THR:HG22	2.33	0.40
57:BZ:19:ARG:NH1	57:BZ:25:PRO:HG3	2.37	0.40
32:B7:25:PRO:N	32:B7:28:ARG:NH2	2.70	0.40
35:BA:1132:A:H2'	35:BA:1133:U:H6	1.87	0.40
1:AA:718:G:C1'	11:AK:116:HIS:HA	2.51	0.40
7:AG:93:PRO:HG2	7:AG:94:ARG:H	1.86	0.40
1:AA:935:A:H2'	1:AA:936:C:C6	2.56	0.40
6:AF:54:LYS:HD3	6:AF:54:LYS:HA	1.82	0.40
1:AA:867:G:H2'	1:AA:868:C:H6	1.87	0.40
35:BA:1548:C:C3'	35:BA:1548:C:C6	3.04	0.40
22:AV:38:A:C6	22:AV:39:C:C2	3.09	0.40
15:AO:36:ILE:HG22	15:AO:37:ASN:N	2.36	0.40
7:AG:113:GLU:HG3	7:AG:119:ARG:HA	2.03	0.40
35:BA:2825:C:O5'	35:BA:2825:C:H6	2.04	0.40
7:AG:84:ASN:ND2	7:AG:84:ASN:N	2.68	0.40
3:AC:43:LEU:C	3:AC:45:LYS:N	2.74	0.40
44:BL:94:LEU:C	44:BL:95:LYS:CG	2.90	0.40
15:AO:31:LEU:N	15:AO:31:LEU:CD2	2.85	0.40
35:BA:2685:G:O2'	35:BA:2726:U:H5	2.04	0.40
37:BC:140:ASN:HB3	37:BC:143:ALA:CB	2.51	0.40
1:AA:1495:U:H2'	1:AA:1496:C:C6	2.57	0.40
37:BC:54:ARG:HD2	37:BC:56:ASP:OD1	2.22	0.40
38:BD:197:GLY:O	38:BD:198:ASN:CB	2.69	0.40
57:BZ:105:VAL:O	57:BZ:105:VAL:HG13	2.22	0.40
1:AA:529:G:O6	12:AL:49:ASN:HA	2.21	0.40
35:BA:370:G:C6	35:BA:424:G:C8	3.09	0.40
29:B4:2:LYS:HD3	36:BB:44:G:OP1	2.21	0.40
29:B4:26:SER:HB3	41:BG:105:LYS:NZ	2.37	0.40
41:BG:62:LEU:H	41:BG:62:LEU:HD12	1.83	0.40
33:B8:32:LEU:CB	33:B8:36:LYS:NZ	2.80	0.40

Continued on next page...

Continued from previous page...

Atom-1	Atom-2	Interatomic distance (Å)	Clash overlap (Å)
35:BA:2290:G:C5	35:BA:2291:U:C4	3.09	0.40
35:BA:2345:G:C3'	35:BA:2346:A:H5'	2.50	0.40
35:BA:2380:C:C4	35:BA:2381:C:C5	3.09	0.40
43:BK:120:LEU:O	43:BK:124:ALA:CB	2.69	0.40
1:AA:1304:G:N7	1:AA:1305:G:C6	2.89	0.40
35:BA:2579:C:H2'	35:BA:2580:U:O4'	2.21	0.40
51:BT:28:VAL:CB	51:BT:46:GLU:HA	2.51	0.40
1:AA:968:A:H4'	1:AA:969:A:OP2	2.20	0.40
40:BF:177:ALA:HB1	40:BF:178:PRO:CD	2.49	0.40
24:AY:84:THR:O	24:AY:85:PRO:C	2.60	0.40
41:BG:111:LEU:N	41:BG:112:PRO:CD	2.85	0.40
50:BS:31:SER:HB3	50:BS:34:HIS:O	2.22	0.40
57:BZ:115:GLY:N	57:BZ:177:PRO:CG	2.81	0.40
57:BZ:69:THR:HA	57:BZ:89:PHE:O	2.22	0.40
1:AA:1282:C:H6	1:AA:1282:C:O5'	2.04	0.40
35:BA:2307:G:H3'	35:BA:2308:G:C5'	2.52	0.40
19:AS:62:ILE:O	19:AS:62:ILE:HG23	2.21	0.40
40:BF:10:PRO:CG	40:BF:11:VAL:N	2.84	0.40
4:AD:96:LEU:O	4:AD:99:SER:N	2.51	0.40
35:BA:1139:G:C2	35:BA:1140:C:C5	3.10	0.40
45:BN:62:VAL:O	45:BN:62:VAL:CG1	2.67	0.40
25:B0:23:VAL:HG11	25:B0:69:PHE:HZ	1.87	0.40
1:AA:375:U:N3	1:AA:376:G:N7	2.69	0.40
1:AA:59:A:C2'	1:AA:59:A:N3	2.82	0.40
16:AP:9:PHE:CD2	16:AP:18:ARG:CZ	3.05	0.40
1:AA:1452:C:H1'	1:AA:1456:G:H22	1.75	0.40
2:AB:32:ILE:CD1	2:AB:40:HIS:HB3	2.52	0.40
57:BZ:71:VAL:HG13	57:BZ:86:VAL:HG12	2.03	0.40
30:B5:6:VAL:HG12	35:BA:2016:U:H1'	2.04	0.40
56:BY:47:LYS:HA	56:BY:60:PHE:CD1	2.56	0.40
36:BB:13:A:N6	36:BB:70:C:H5'	2.37	0.40
56:BY:87:LYS:C	56:BY:89:PHE:H	2.24	0.40
56:BY:88:LYS:HD3	56:BY:93:GLY:N	2.36	0.40
35:BA:1607:C:H5''	35:BA:1608:A:H5'	2.03	0.40
1:AA:178:C:N3	1:AA:179:A:C8	2.90	0.40
35:BA:566:U:C2'	35:BA:567:A:H5'	2.52	0.40
38:BD:144:ALA:HB3	38:BD:192:THR:CG2	2.39	0.40
1:AA:1416:G:H2'	1:AA:1417:G:O4'	2.21	0.40
19:AS:36:ARG:HA	19:AS:71:LEU:HB2	2.02	0.40
54:BW:6:ILE:HG21	54:BW:6:ILE:HD13	1.87	0.40
1:AA:999:C:C2	1:AA:1000:U:C4	3.10	0.40

Continued on next page...

Continued from previous page...

Atom-1	Atom-2	Interatomic distance (Å)	Clash overlap (Å)
41:BG:33:ARG:HE	41:BG:33:ARG:HB2	1.72	0.40
51:BT:19:LEU:HD13	51:BT:78:LEU:HD22	2.03	0.40
35:BA:383:U:H2'	35:BA:385:C:H5	1.87	0.40
1:AA:1368:G:H5''	9:AI:112:LYS:HD2	2.02	0.40
7:AG:68:ASN:ND2	7:AG:128:ALA:HA	2.37	0.40
7:AG:27:ILE:HD13	7:AG:40:ALA:HA	2.01	0.40
29:B4:16:CYS:CB	29:B4:20:ASN:O	2.68	0.40
1:AA:448:A:C5	1:AA:487:A:C2	3.10	0.40
20:AT:73:HIS:O	20:AT:76:ALA:N	2.55	0.40
50:BS:20:ARG:HG2	50:BS:20:ARG:HH11	1.86	0.40
35:BA:1497:U:C2	35:BA:1578:U:OP1	2.74	0.40
20:AT:79:ARG:HH11	20:AT:79:ARG:HD3	1.71	0.40
36:BB:81:G:H2'	36:BB:82:G:H5'	2.03	0.40
1:AA:913:A:H1'	1:AA:914:A:O4'	2.21	0.40
32:B7:5:TRP:CZ3	35:BA:464:U:H4'	2.57	0.40
3:AC:73:PRO:HA	3:AC:76:VAL:HG22	2.02	0.40
1:AA:15:G:H4'	5:AE:24:ARG:HH12	1.85	0.40
35:BA:1216:G:N2	35:BA:1234:U:H1'	2.36	0.40
1:AA:826:C:C2	1:AA:827:U:C5	3.09	0.40
2:AB:24:TRP:HA	2:AB:190:THR:O	2.22	0.40
51:BT:113:LYS:C	51:BT:114:LEU:HD23	2.41	0.40
3:AC:69:HIS:N	3:AC:69:HIS:CD2	2.88	0.40
43:BK:48:MET:HB2	43:BK:49:GLY:H	1.77	0.40
10:AJ:94:VAL:HG12	10:AJ:95:GLU:N	2.36	0.40
1:AA:341:C:C2	1:AA:349:A:C2	3.10	0.40
37:BC:197:LEU:O	37:BC:198:GLU:C	2.60	0.40
53:BV:1:MET:CE	53:BV:1:MET:HA	2.52	0.40
26:B1:75:GLU:HA	26:B1:75:GLU:OE1	2.21	0.40

There are no symmetry-related clashes.

5.3 Torsion angles ⓘ

5.3.1 Protein backbone ⓘ

In the following table, the Percentiles column shows the percent Ramachandran outliers of the chain as a percentile score with respect to all PDB entries followed by that with respect to all EM entries.

The Analysed column shows the number of residues for which the backbone conformation was analysed, and the total number of residues.

Mol	Chain	Analysed	Favoured	Allowed	Outliers	Percentiles	
2	AB	232/256 (91%)	146 (63%)	55 (24%)	31 (13%)	0	7
3	AC	204/239 (85%)	129 (63%)	58 (28%)	17 (8%)	1	18
4	AD	206/209 (99%)	133 (65%)	52 (25%)	21 (10%)	1	13
5	AE	148/162 (91%)	116 (78%)	27 (18%)	5 (3%)	5	40
6	AF	99/101 (98%)	78 (79%)	15 (15%)	6 (6%)	2	26
7	AG	153/156 (98%)	107 (70%)	34 (22%)	12 (8%)	1	20
8	AH	136/138 (99%)	106 (78%)	23 (17%)	7 (5%)	2	30
9	AI	125/128 (98%)	84 (67%)	26 (21%)	15 (12%)	0	8
10	AJ	96/105 (91%)	64 (67%)	19 (20%)	13 (14%)	0	7
11	AK	117/129 (91%)	93 (80%)	18 (15%)	6 (5%)	2	30
12	AL	122/132 (92%)	81 (66%)	26 (21%)	15 (12%)	0	8
13	AM	122/126 (97%)	77 (63%)	25 (20%)	20 (16%)	0	5
14	AN	58/61 (95%)	48 (83%)	6 (10%)	4 (7%)	1	23
15	AO	86/89 (97%)	53 (62%)	25 (29%)	8 (9%)	1	16
16	AP	81/88 (92%)	58 (72%)	19 (24%)	4 (5%)	3	31
17	AQ	97/105 (92%)	76 (78%)	16 (16%)	5 (5%)	2	30
18	AR	68/88 (77%)	51 (75%)	11 (16%)	6 (9%)	1	17
19	AS	76/93 (82%)	39 (51%)	20 (26%)	17 (22%)	0	2
20	AT	97/106 (92%)	52 (54%)	30 (31%)	15 (16%)	0	5
21	AU	22/27 (82%)	14 (64%)	6 (27%)	2 (9%)	1	17
24	AY	662/691 (96%)	442 (67%)	135 (20%)	85 (13%)	0	8
25	B0	82/85 (96%)	64 (78%)	16 (20%)	2 (2%)	7	47
26	B1	91/98 (93%)	60 (66%)	20 (22%)	11 (12%)	0	8
27	B2	69/72 (96%)	34 (49%)	22 (32%)	13 (19%)	0	3
28	B3	57/60 (95%)	41 (72%)	12 (21%)	4 (7%)	1	22
29	B4	55/71 (78%)	25 (46%)	16 (29%)	14 (26%)	0	1
30	B5	57/60 (95%)	40 (70%)	6 (10%)	11 (19%)	0	3
31	B6	48/54 (89%)	22 (46%)	10 (21%)	16 (33%)	0	0
32	B7	46/49 (94%)	35 (76%)	9 (20%)	2 (4%)	3	34
33	B8	61/65 (94%)	35 (57%)	17 (28%)	9 (15%)	0	5
34	B9	35/37 (95%)	23 (66%)	8 (23%)	4 (11%)	0	10
37	BC	226/229 (99%)	173 (76%)	42 (19%)	11 (5%)	3	31

Continued on next page...

Continued from previous page...

Mol	Chain	Analysed	Favoured	Allowed	Outliers	Percentiles	
38	BD	273/276 (99%)	185 (68%)	55 (20%)	33 (12%)	0	8
39	BE	202/206 (98%)	121 (60%)	49 (24%)	32 (16%)	0	5
40	BF	205/210 (98%)	134 (65%)	44 (22%)	27 (13%)	0	7
41	BG	179/182 (98%)	113 (63%)	44 (25%)	22 (12%)	0	8
42	BH	164/180 (91%)	89 (54%)	37 (23%)	38 (23%)	0	2
43	BK	137/147 (93%)	89 (65%)	36 (26%)	12 (9%)	1	17
44	BL	65/121 (54%)	56 (86%)	9 (14%)	0	100	100
45	BN	136/140 (97%)	89 (65%)	31 (23%)	16 (12%)	0	9
46	BO	120/122 (98%)	94 (78%)	17 (14%)	9 (8%)	1	21
47	BP	144/150 (96%)	75 (52%)	44 (31%)	25 (17%)	0	4
48	BQ	139/141 (99%)	104 (75%)	28 (20%)	7 (5%)	3	31
49	BR	115/118 (98%)	79 (69%)	24 (21%)	12 (10%)	1	12
50	BS	96/112 (86%)	43 (45%)	34 (35%)	19 (20%)	0	3
51	BT	135/146 (92%)	76 (56%)	34 (25%)	25 (18%)	0	3
52	BU	115/118 (98%)	70 (61%)	33 (29%)	12 (10%)	1	12
53	BV	99/101 (98%)	67 (68%)	15 (15%)	17 (17%)	0	4
54	BW	111/113 (98%)	80 (72%)	18 (16%)	13 (12%)	0	9
55	BX	90/96 (94%)	62 (69%)	23 (26%)	5 (6%)	2	28
56	BY	104/110 (94%)	45 (43%)	35 (34%)	24 (23%)	0	2
57	BZ	182/206 (88%)	108 (59%)	41 (22%)	33 (18%)	0	4
All	All	6645/7104 (94%)	4378 (66%)	1475 (22%)	792 (12%)	1	9

All (792) Ramachandran outliers are listed below:

Mol	Chain	Res	Type
2	AB	13	ALA
2	AB	20	GLU
2	AB	95	GLN
2	AB	190	THR
2	AB	195	ASP
2	AB	216	SER
2	AB	233	SER
2	AB	239	VAL
3	AC	12	LEU
3	AC	47	LEU

Continued on next page...

Continued from previous page...

Mol	Chain	Res	Type
3	AC	95	THR
3	AC	154	SER
3	AC	156	ARG
4	AD	3	ARG
4	AD	13	ARG
4	AD	14	ARG
4	AD	18	LYS
4	AD	30	LYS
4	AD	44	GLY
4	AD	153	ARG
4	AD	156	GLU
5	AE	11	ILE
6	AF	39	LYS
7	AG	8	GLU
7	AG	52	GLU
8	AH	105	ARG
9	AI	41	VAL
9	AI	43	ALA
9	AI	44	VAL
9	AI	61	ALA
9	AI	89	ASN
9	AI	105	ASP
10	AJ	33	GLN
10	AJ	55	LYS
10	AJ	56	HIS
10	AJ	57	LYS
10	AJ	59	SER
10	AJ	75	ILE
11	AK	123	LYS
11	AK	127	LYS
12	AL	18	VAL
12	AL	28	LYS
12	AL	38	THR
12	AL	45	PRO
12	AL	91	LYS
13	AM	12	ASN
13	AM	83	ASP
13	AM	90	LEU
13	AM	91	ARG
13	AM	100	GLY
13	AM	124	PRO
14	AN	15	LYS

Continued on next page...

Continued from previous page...

Mol	Chain	Res	Type
14	AN	29	ARG
15	AO	24	SER
18	AR	38	GLU
19	AS	10	PHE
19	AS	27	GLU
19	AS	28	LYS
19	AS	61	TYR
20	AT	74	LYS
20	AT	99	LEU
21	AU	3	LYS
24	AY	6	GLU
24	AY	21	ILE
24	AY	23	ALA
24	AY	34	TYR
24	AY	39	ILE
24	AY	66	THR
24	AY	68	ALA
24	AY	84	THR
24	AY	85	PRO
24	AY	88	VAL
24	AY	119	GLU
24	AY	121	VAL
24	AY	129	LYS
24	AY	144	ALA
24	AY	183	MET
24	AY	197	ARG
24	AY	203	GLU
24	AY	204	GLU
24	AY	205	TYR
24	AY	206	LEU
24	AY	209	ALA
24	AY	210	ARG
24	AY	251	ILE
24	AY	276	VAL
24	AY	299	VAL
24	AY	360	ALA
24	AY	402	ILE
24	AY	416	LYS
24	AY	447	GLY
24	AY	448	GLN
24	AY	456	GLU
24	AY	498	ILE

Continued on next page...

Continued from previous page...

Mol	Chain	Res	Type
24	AY	530	VAL
24	AY	559	PRO
24	AY	614	GLU
26	B1	28	GLY
26	B1	52	ARG
26	B1	85	LEU
27	B2	19	VAL
27	B2	20	GLU
27	B2	47	ASN
27	B2	48	HIS
28	B3	3	ARG
29	B4	5	ILE
29	B4	20	ASN
29	B4	26	SER
29	B4	38	LYS
29	B4	40	HIS
29	B4	43	TYR
29	B4	44	THR
29	B4	50	VAL
30	B5	49	CYS
30	B5	53	ALA
30	B5	56	LYS
30	B5	57	VAL
30	B5	58	LEU
31	B6	7	ILE
31	B6	9	LEU
31	B6	18	ARG
31	B6	20	ASN
31	B6	27	LYS
31	B6	28	ARG
31	B6	31	PRO
31	B6	44	ARG
31	B6	52	VAL
33	B8	31	HIS
33	B8	33	ASN
33	B8	34	TRP
33	B8	49	VAL
34	B9	11	CYS
34	B9	35	ARG
38	BD	24	ILE
38	BD	25	THR
38	BD	27	THR

Continued on next page...

Continued from previous page...

Mol	Chain	Res	Type
38	BD	34	VAL
38	BD	35	LYS
38	BD	127	VAL
38	BD	225	ALA
38	BD	239	ARG
38	BD	246	PRO
39	BE	2	LYS
39	BE	35	GLN
39	BE	46	ALA
39	BE	53	PRO
39	BE	54	GLN
39	BE	77	ILE
39	BE	88	GLY
39	BE	90	THR
39	BE	118	LYS
39	BE	129	HIS
39	BE	145	LYS
39	BE	189	PRO
40	BF	11	VAL
40	BF	21	ALA
40	BF	82	ILE
40	BF	89	VAL
40	BF	127	GLU
41	BG	4	ASP
41	BG	6	ALA
41	BG	14	GLU
41	BG	47	LYS
41	BG	81	LYS
41	BG	87	PRO
41	BG	96	ARG
41	BG	109	VAL
41	BG	110	ALA
41	BG	181	ARG
42	BH	13	LYS
42	BH	46	GLU
42	BH	55	PRO
42	BH	83	TYR
42	BH	154	PRO
42	BH	155	SER
42	BH	157	TYR
42	BH	160	LYS
42	BH	169	VAL

Continued on next page...

Continued from previous page...

Mol	Chain	Res	Type
42	BH	173	PRO
43	BK	51	ALA
43	BK	82	ALA
43	BK	115	LEU
45	BN	8	GLN
45	BN	36	GLY
45	BN	46	VAL
45	BN	47	ALA
45	BN	58	ASP
45	BN	63	THR
45	BN	130	HIS
45	BN	133	GLN
46	BO	35	VAL
46	BO	48	PRO
46	BO	68	GLU
47	BP	12	ALA
47	BP	14	LYS
47	BP	17	LYS
47	BP	31	ALA
47	BP	47	ASP
47	BP	48	PRO
47	BP	52	GLU
47	BP	57	THR
47	BP	58	THR
47	BP	135	LEU
47	BP	147	LEU
48	BQ	27	VAL
48	BQ	135	ASP
49	BR	14	SER
49	BR	58	GLY
49	BR	88	ARG
49	BR	107	ASP
49	BR	117	VAL
50	BS	13	ARG
50	BS	37	ALA
50	BS	97	ARG
50	BS	103	GLU
51	BT	6	LEU
51	BT	24	PRO
51	BT	28	VAL
51	BT	30	VAL
51	BT	55	ASN

Continued on next page...

Continued from previous page...

Mol	Chain	Res	Type
51	BT	80	SER
51	BT	91	ARG
51	BT	97	ALA
51	BT	103	ARG
51	BT	104	ASN
51	BT	107	ASP
51	BT	132	LYS
51	BT	133	GLU
52	BU	67	ALA
52	BU	91	ASP
52	BU	93	LYS
53	BV	16	PRO
53	BV	18	LEU
53	BV	26	ASP
53	BV	46	VAL
55	BX	42	ALA
56	BY	7	VAL
56	BY	17	SER
56	BY	24	VAL
56	BY	48	ALA
56	BY	60	PHE
56	BY	77	PRO
56	BY	78	ALA
56	BY	99	CYS
57	BZ	27	VAL
57	BZ	51	ALA
57	BZ	78	LYS
57	BZ	80	ARG
57	BZ	81	ARG
57	BZ	85	HIS
57	BZ	142	SER
57	BZ	146	ILE
57	BZ	163	LEU
57	BZ	168	GLU
57	BZ	180	VAL
2	AB	12	GLU
2	AB	18	GLY
2	AB	65	GLY
2	AB	153	ARG
2	AB	221	LEU
2	AB	224	GLN
2	AB	238	LEU

Continued on next page...

Continued from previous page...

Mol	Chain	Res	Type
3	AC	61	ALA
3	AC	96	GLY
4	AD	5	ILE
4	AD	32	ALA
4	AD	171	GLY
6	AF	34	GLY
6	AF	43	LEU
7	AG	41	ARG
7	AG	80	VAL
7	AG	90	GLU
7	AG	114	ARG
7	AG	131	LYS
8	AH	2	LEU
8	AH	121	ASP
10	AJ	19	SER
10	AJ	36	GLY
10	AJ	61	GLU
12	AL	27	LEU
12	AL	46	LYS
12	AL	47	LYS
12	AL	81	SER
12	AL	121	GLY
13	AM	4	ILE
13	AM	67	GLU
13	AM	70	LEU
13	AM	114	ARG
13	AM	116	THR
13	AM	118	ALA
13	AM	121	LYS
14	AN	14	PRO
16	AP	34	GLU
17	AQ	13	ASP
17	AQ	49	GLU
18	AR	37	VAL
18	AR	41	LYS
18	AR	45	SER
18	AR	60	ALA
19	AS	14	HIS
19	AS	25	LYS
19	AS	26	GLY
19	AS	29	ARG
19	AS	62	ILE

Continued on next page...

Continued from previous page...

Mol	Chain	Res	Type
19	AS	63	THR
20	AT	49	ALA
20	AT	69	GLY
24	AY	19	ALA
24	AY	42	ILE
24	AY	92	ILE
24	AY	114	VAL
24	AY	120	THR
24	AY	196	ILE
24	AY	347	GLY
24	AY	380	LEU
24	AY	386	GLY
24	AY	396	ARG
24	AY	457	LEU
24	AY	458	HIS
24	AY	471	LYS
24	AY	505	GLY
24	AY	519	ARG
24	AY	618	GLY
24	AY	657	THR
25	B0	20	ARG
26	B1	53	VAL
26	B1	84	GLY
27	B2	18	PRO
27	B2	21	LEU
27	B2	26	ARG
27	B2	64	LEU
27	B2	68	ARG
28	B3	45	GLY
29	B4	8	LYS
29	B4	9	LEU
29	B4	48	ARG
30	B5	36	CYS
30	B5	59	GLU
31	B6	19	ARG
31	B6	43	CYS
33	B8	40	GLU
34	B9	2	LYS
37	BC	101	ILE
38	BD	12	SER
38	BD	32	SER
38	BD	36	PRO

Continued on next page...

Continued from previous page...

Mol	Chain	Res	Type
38	BD	41	GLY
38	BD	198	ASN
39	BE	71	GLY
39	BE	72	VAL
39	BE	82	ARG
39	BE	83	ASP
39	BE	134	ILE
39	BE	144	ARG
39	BE	185	LYS
39	BE	186	GLY
39	BE	187	ALA
40	BF	10	PRO
40	BF	64	ILE
40	BF	84	VAL
40	BF	85	GLY
40	BF	126	VAL
40	BF	167	ALA
40	BF	169	ASN
40	BF	181	LEU
40	BF	206	ILE
41	BG	22	ARG
41	BG	43	LEU
41	BG	82	LEU
41	BG	84	LYS
41	BG	102	PHE
41	BG	166	ASP
42	BH	21	PRO
42	BH	41	MET
42	BH	49	VAL
42	BH	69	ARG
42	BH	126	PRO
42	BH	138	LYS
42	BH	156	ALA
42	BH	158	HIS
42	BH	165	ALA
42	BH	171	LEU
42	BH	174	GLY
42	BH	176	ALA
43	BK	10	LEU
43	BK	87	GLY
45	BN	110	GLY
46	BO	5	GLN

Continued on next page...

Continued from previous page...

Mol	Chain	Res	Type
46	BO	29	ASN
46	BO	89	ASN
46	BO	104	ARG
46	BO	120	GLU
47	BP	34	GLY
47	BP	36	LYS
47	BP	49	ARG
47	BP	98	GLU
47	BP	111	ARG
47	BP	123	LEU
48	BQ	52	VAL
48	BQ	71	ASP
49	BR	4	LEU
49	BR	8	ARG
49	BR	12	ARG
50	BS	23	ARG
50	BS	85	VAL
50	BS	94	TYR
50	BS	100	ALA
50	BS	102	ALA
50	BS	104	GLY
50	BS	105	ALA
51	BT	5	ALA
51	BT	17	THR
51	BT	130	ALA
51	BT	135	ALA
52	BU	114	LYS
53	BV	2	PHE
53	BV	67	GLY
54	BW	6	ILE
54	BW	18	ARG
54	BW	63	ASP
55	BX	12	VAL
55	BX	22	ALA
56	BY	38	ILE
56	BY	39	VAL
56	BY	41	GLY
56	BY	74	PRO
56	BY	92	ASN
56	BY	100	ALA
56	BY	104	GLY
57	BZ	30	ASN

Continued on next page...

Continued from previous page...

Mol	Chain	Res	Type
57	BZ	42	VAL
57	BZ	112	ARG
57	BZ	120	ILE
57	BZ	121	HIS
57	BZ	128	VAL
57	BZ	148	ASP
57	BZ	170	THR
57	BZ	185	GLU
2	AB	15	VAL
2	AB	83	MET
2	AB	97	TRP
2	AB	230	VAL
3	AC	129	ALA
3	AC	131	ARG
3	AC	168	ALA
4	AD	40	PRO
4	AD	149	ALA
4	AD	179	GLU
6	AF	21	LEU
7	AG	14	PRO
7	AG	62	PHE
7	AG	153	HIS
8	AH	33	GLU
9	AI	11	LYS
9	AI	12	GLU
9	AI	33	PHE
9	AI	34	ASN
9	AI	85	LEU
9	AI	95	LYS
10	AJ	84	GLN
12	AL	87	GLY
12	AL	92	ASP
13	AM	113	PRO
15	AO	14	GLU
15	AO	25	THR
15	AO	80	ALA
15	AO	84	LYS
16	AP	2	VAL
16	AP	76	GLN
17	AQ	95	TYR
19	AS	5	LEU
19	AS	54	GLY

Continued on next page...

Continued from previous page...

Mol	Chain	Res	Type
19	AS	73	GLU
20	AT	21	LYS
20	AT	25	ARG
20	AT	34	LYS
20	AT	48	LYS
20	AT	62	LEU
24	AY	146	LEU
24	AY	148	LEU
24	AY	361	ASN
24	AY	385	THR
24	AY	406	GLU
24	AY	418	LYS
24	AY	506	GLN
24	AY	550	MET
24	AY	636	PRO
24	AY	680	PRO
24	AY	681	LYS
25	B0	13	GLY
26	B1	69	LYS
27	B2	49	LYS
28	B3	29	ARG
28	B3	32	GLN
29	B4	51	ASP
31	B6	23	THR
31	B6	41	PRO
31	B6	49	HIS
32	B7	17	GLY
37	BC	38	PHE
37	BC	168	LYS
37	BC	227	PRO
38	BD	19	ALA
38	BD	125	ILE
38	BD	129	ASN
38	BD	197	GLY
38	BD	242	ARG
38	BD	267	SER
38	BD	268	ARG
39	BE	17	ASP
39	BE	34	VAL
39	BE	73	GLU
39	BE	86	PRO
39	BE	117	MET

Continued on next page...

Continued from previous page...

Mol	Chain	Res	Type
40	BF	3	GLU
40	BF	43	LYS
40	BF	108	LYS
40	BF	122	LYS
40	BF	134	GLY
41	BG	99	MET
41	BG	116	ASP
41	BG	129	GLY
42	BH	42	ARG
42	BH	48	GLY
42	BH	85	LYS
42	BH	98	LEU
43	BK	48	MET
43	BK	63	ARG
43	BK	137	GLU
45	BN	40	PRO
45	BN	57	ALA
45	BN	60	ILE
45	BN	129	PRO
46	BO	54	GLU
47	BP	23	PRO
47	BP	43	GLY
49	BR	29	LEU
49	BR	45	ARG
50	BS	76	LYS
50	BS	92	TYR
50	BS	107	GLU
51	BT	11	GLU
51	BT	12	SER
51	BT	58	ASN
51	BT	127	ALA
52	BU	66	ASN
52	BU	83	LEU
53	BV	3	ALA
53	BV	19	LYS
53	BV	50	PRO
53	BV	53	GLU
53	BV	55	ALA
53	BV	78	LYS
54	BW	25	ARG
54	BW	57	ASN
54	BW	67	ASP

Continued on next page...

Continued from previous page...

Mol	Chain	Res	Type
54	BW	93	ALA
54	BW	99	ARG
57	BZ	5	LEU
57	BZ	83	PRO
57	BZ	152	ALA
57	BZ	159	PRO
57	BZ	166	SER
2	AB	29	ALA
2	AB	64	ARG
2	AB	128	GLU
2	AB	130	ARG
2	AB	151	GLY
2	AB	165	VAL
3	AC	15	THR
3	AC	26	LYS
3	AC	135	LYS
3	AC	144	SER
4	AD	4	TYR
4	AD	92	VAL
4	AD	123	HIS
4	AD	159	ARG
4	AD	193	ASP
4	AD	205	GLU
6	AF	30	LEU
6	AF	80	ARG
8	AH	104	ARG
8	AH	135	CYS
9	AI	127	LYS
10	AJ	83	GLU
13	AM	10	PRO
13	AM	11	ARG
14	AN	16	PHE
16	AP	56	ALA
17	AQ	25	ARG
17	AQ	88	TYR
20	AT	96	GLY
20	AT	97	ALA
21	AU	9	ARG
24	AY	22	ASP
24	AY	24	GLY
24	AY	25	LYS
24	AY	75	LYS

Continued on next page...

Continued from previous page...

Mol	Chain	Res	Type
24	AY	112	GLN
24	AY	532	GLY
27	B2	58	ALA
29	B4	3	GLU
30	B5	35	GLU
31	B6	16	CYS
31	B6	36	LEU
33	B8	43	GLN
37	BC	14	LYS
37	BC	28	ARG
37	BC	30	VAL
37	BC	82	GLU
38	BD	3	VAL
38	BD	30	GLU
39	BE	64	LYS
40	BF	90	PHE
40	BF	115	ALA
40	BF	195	ASP
42	BH	20	ALA
42	BH	73	ALA
42	BH	84	SER
42	BH	170	ARG
43	BK	16	LYS
43	BK	116	ASN
47	BP	83	VAL
47	BP	89	ALA
47	BP	107	LYS
47	BP	146	VAL
48	BQ	76	LYS
48	BQ	134	ARG
50	BS	24	LEU
51	BT	88	ILE
51	BT	90	GLN
52	BU	27	LEU
53	BV	31	ALA
54	BW	11	ARG
54	BW	111	HIS
56	BY	81	LYS
56	BY	105	ALA
57	BZ	46	LYS
2	AB	161	ALA
2	AB	237	ALA

Continued on next page...

Continued from previous page...

Mol	Chain	Res	Type
5	AE	8	GLU
5	AE	146	ALA
7	AG	47	CYS
11	AK	34	ASP
11	AK	94	ALA
12	AL	19	ARG
12	AL	51	ALA
13	AM	7	VAL
13	AM	55	ARG
15	AO	77	ARG
18	AR	87	ARG
19	AS	51	VAL
19	AS	59	PRO
19	AS	69	HIS
20	AT	44	ALA
24	AY	67	ALA
24	AY	76	ASP
24	AY	90	PHE
24	AY	200	PRO
24	AY	277	VAL
24	AY	333	GLY
24	AY	393	ASP
24	AY	502	GLY
24	AY	535	PRO
24	AY	577	SER
24	AY	598	ASP
26	B1	54	ALA
26	B1	87	PRO
27	B2	30	ARG
27	B2	70	GLN
29	B4	28	LYS
33	B8	35	GLN
33	B8	37	SER
37	BC	12	LEU
38	BD	28	GLU
38	BD	90	ALA
38	BD	210	GLY
39	BE	45	THR
39	BE	57	LYS
40	BF	58	ALA
40	BF	66	PRO
41	BG	75	LYS

Continued on next page...

Continued from previous page...

Mol	Chain	Res	Type
47	BP	33	ARG
47	BP	67	MET
49	BR	31	HIS
50	BS	88	ASP
52	BU	46	ALA
52	BU	92	ARG
52	BU	110	VAL
53	BV	47	VAL
53	BV	51	VAL
54	BW	14	PRO
56	BY	37	VAL
56	BY	46	LYS
56	BY	90	LEU
57	BZ	119	GLU
57	BZ	165	VAL
3	AC	4	LYS
4	AD	71	SER
9	AI	80	GLY
11	AK	88	GLY
12	AL	71	PRO
15	AO	26	GLU
20	AT	63	ILE
20	AT	78	ALA
20	AT	98	PRO
24	AY	371	ALA
30	B5	3	LYS
30	B5	38	ALA
37	BC	198	GLU
38	BD	273	ARG
39	BE	69	LYS
41	BG	24	GLY
41	BG	64	THR
42	BH	47	GLU
45	BN	22	THR
50	BS	62	LYS
50	BS	89	ARG
50	BS	90	GLY
51	BT	41	ARG
55	BX	11	PRO
55	BX	59	VAL
56	BY	3	VAL
57	BZ	134	PRO

Continued on next page...

Continued from previous page...

Mol	Chain	Res	Type
2	AB	26	PRO
2	AB	127	ILE
3	AC	66	VAL
7	AG	42	ILE
10	AJ	23	ILE
10	AJ	91	PRO
24	AY	303	PRO
24	AY	444	PRO
26	B1	30	VAL
26	B1	86	SER
32	B7	25	PRO
38	BD	178	PRO
38	BD	236	GLY
42	BH	45	VAL
42	BH	92	ILE
51	BT	81	PRO
52	BU	90	VAL
53	BV	22	VAL
57	BZ	133	ILE
57	BZ	158	PRO
5	AE	118	ILE
5	AE	129	ILE
13	AM	53	VAL
15	AO	75	PRO
24	AY	622	GLY
38	BD	234	GLY
40	BF	180	GLY
45	BN	5	VAL
45	BN	134	ARG
49	BR	106	GLY
53	BV	35	LEU
56	BY	75	ILE
56	BY	98	VAL
57	BZ	126	VAL
2	AB	158	LEU
2	AB	232	PRO
8	AH	76	PRO
13	AM	74	VAL
19	AS	42	PRO
24	AY	65	ILE
30	B5	4	HIS
38	BD	10	THR

Continued on next page...

Continued from previous page...

Mol	Chain	Res	Type
38	BD	228	PRO
39	BE	75	VAL
40	BF	81	PRO
42	BH	52	VAL
42	BH	72	ILE
42	BH	107	VAL
43	BK	13	PRO
43	BK	34	ILE
54	BW	21	VAL
57	BZ	68	PRO
3	AC	145	GLY
11	AK	95	ILE
34	B9	30	PRO
38	BD	123	ALA
39	BE	55	ASN
42	BH	39	PRO
42	BH	111	HIS
48	BQ	62	GLY
56	BY	53	PRO
9	AI	81	ILE
26	B1	36	GLY
33	B8	58	ILE
37	BC	107	GLY
40	BF	132	VAL
52	BU	65	ILE
54	BW	59	VAL

5.3.2 Protein sidechains ⓘ

In the following table, the Percentiles column shows the percent sidechain outliers of the chain as a percentile score with respect to all PDB entries followed by that with respect to all EM entries.

The Analysed column shows the number of residues for which the sidechain conformation was analysed, and the total number of residues.

Mol	Chain	Analysed	Rotameric	Outliers	Percentiles	
2	AB	202/220 (92%)	178 (88%)	24 (12%)	6	31
3	AC	160/188 (85%)	133 (83%)	27 (17%)	2	18
4	AD	180/181 (99%)	158 (88%)	22 (12%)	6	31
5	AE	115/123 (94%)	101 (88%)	14 (12%)	6	31

Continued on next page...

Continued from previous page...

Mol	Chain	Analysed	Rotameric	Outliers	Percentiles	
6	AF	90/90 (100%)	80 (89%)	10 (11%)	8	34
7	AG	126/127 (99%)	113 (90%)	13 (10%)	9	37
8	AH	119/119 (100%)	106 (89%)	13 (11%)	8	35
9	AI	98/99 (99%)	88 (90%)	10 (10%)	9	37
10	AJ	88/92 (96%)	75 (85%)	13 (15%)	4	24
11	AK	90/99 (91%)	82 (91%)	8 (9%)	12	44
12	AL	104/109 (95%)	93 (89%)	11 (11%)	8	36
13	AM	99/101 (98%)	86 (87%)	13 (13%)	5	28
14	AN	49/50 (98%)	42 (86%)	7 (14%)	4	25
15	AO	79/80 (99%)	70 (89%)	9 (11%)	7	33
16	AP	72/74 (97%)	69 (96%)	3 (4%)	36	70
17	AQ	94/97 (97%)	86 (92%)	8 (8%)	13	48
18	AR	61/77 (79%)	58 (95%)	3 (5%)	31	67
19	AS	69/80 (86%)	59 (86%)	10 (14%)	4	24
20	AT	76/82 (93%)	66 (87%)	10 (13%)	5	28
21	AU	19/22 (86%)	19 (100%)	0	100	100
24	AY	563/582 (97%)	481 (85%)	82 (15%)	4	24
25	B0	66/67 (98%)	56 (85%)	10 (15%)	3	22
26	B1	78/83 (94%)	64 (82%)	14 (18%)	2	15
27	B2	66/67 (98%)	58 (88%)	8 (12%)	6	31
28	B3	51/52 (98%)	47 (92%)	4 (8%)	16	51
29	B4	51/63 (81%)	36 (71%)	15 (29%)	0	3
30	B5	51/52 (98%)	45 (88%)	6 (12%)	6	32
31	B6	49/52 (94%)	37 (76%)	12 (24%)	1	6
32	B7	41/42 (98%)	34 (83%)	7 (17%)	2	17
33	B8	53/55 (96%)	46 (87%)	7 (13%)	5	28
34	B9	34/34 (100%)	28 (82%)	6 (18%)	2	16
37	BC	180/181 (99%)	162 (90%)	18 (10%)	9	38
38	BD	217/218 (100%)	178 (82%)	39 (18%)	2	15
39	BE	165/166 (99%)	141 (86%)	24 (14%)	4	24
40	BF	165/166 (99%)	154 (93%)	11 (7%)	20	57

Continued on next page...

Continued from previous page...

Mol	Chain	Analysed	Rotameric	Outliers	Percentiles	
41	BG	155/156 (99%)	129 (83%)	26 (17%)	2	19
42	BH	136/148 (92%)	118 (87%)	18 (13%)	5	28
43	BK	104/111 (94%)	88 (85%)	16 (15%)	3	22
44	BL	46/85 (54%)	41 (89%)	5 (11%)	8	35
45	BN	117/119 (98%)	95 (81%)	22 (19%)	2	13
46	BO	100/100 (100%)	92 (92%)	8 (8%)	15	50
47	BP	112/116 (97%)	86 (77%)	26 (23%)	1	7
48	BQ	111/111 (100%)	94 (85%)	17 (15%)	3	22
49	BR	100/101 (99%)	89 (89%)	11 (11%)	8	34
50	BS	77/88 (88%)	66 (86%)	11 (14%)	4	25
51	BT	120/127 (94%)	95 (79%)	25 (21%)	1	10
52	BU	92/94 (98%)	82 (89%)	10 (11%)	8	35
53	BV	82/82 (100%)	70 (85%)	12 (15%)	4	24
54	BW	91/92 (99%)	78 (86%)	13 (14%)	4	25
55	BX	74/78 (95%)	63 (85%)	11 (15%)	4	23
56	BY	87/91 (96%)	75 (86%)	12 (14%)	4	27
57	BZ	162/179 (90%)	134 (83%)	28 (17%)	2	17
All	All	5586/5868 (95%)	4824 (86%)	762 (14%)	9	27

All (762) residues with a non-rotameric sidechain are listed below:

Mol	Chain	Res	Type
2	AB	16	HIS
2	AB	17	PHE
2	AB	20	GLU
2	AB	24	TRP
2	AB	36	ARG
2	AB	44	LEU
2	AB	79	ASP
2	AB	94	ASN
2	AB	101	MET
2	AB	129	GLU
2	AB	137	ARG
2	AB	152	PHE
2	AB	155	LEU
2	AB	157	ARG

Continued on next page...

Continued from previous page...

Mol	Chain	Res	Type
2	AB	162	ILE
2	AB	172	ILE
2	AB	178	ARG
2	AB	192	SER
2	AB	200	ILE
2	AB	204	ASN
2	AB	212	GLN
2	AB	221	LEU
2	AB	223	ILE
2	AB	238	LEU
3	AC	5	ILE
3	AC	14	ILE
3	AC	16	ARG
3	AC	21	ARG
3	AC	22	TRP
3	AC	29	TYR
3	AC	34	LEU
3	AC	38	ARG
3	AC	46	GLU
3	AC	52	LEU
3	AC	56	ASP
3	AC	72	LYS
3	AC	75	VAL
3	AC	79	ARG
3	AC	95	THR
3	AC	125	GLU
3	AC	127	ARG
3	AC	131	ARG
3	AC	135	LYS
3	AC	152	ILE
3	AC	156	ARG
3	AC	165	THR
3	AC	167	TRP
3	AC	178	LEU
3	AC	179	ARG
3	AC	190	ARG
3	AC	192	THR
4	AD	3	ARG
4	AD	7	PRO
4	AD	8	VAL
4	AD	9	CYS
4	AD	12	CYS

Continued on next page...

Continued from previous page...

Mol	Chain	Res	Type
4	AD	15	GLU
4	AD	22	LYS
4	AD	36	ARG
4	AD	49	ARG
4	AD	53	ASP
4	AD	57	ARG
4	AD	68	TYR
4	AD	70	ILE
4	AD	73	ARG
4	AD	78	LEU
4	AD	96	LEU
4	AD	114	ARG
4	AD	127	THR
4	AD	132	ARG
4	AD	135	LEU
4	AD	162	LEU
4	AD	168	ARG
5	AE	12	LEU
5	AE	18	ARG
5	AE	20	GLN
5	AE	26	PHE
5	AE	31	LEU
5	AE	41	VAL
5	AE	56	GLN
5	AE	64	ARG
5	AE	67	VAL
5	AE	75	THR
5	AE	76	ILE
5	AE	79	GLU
5	AE	96	PRO
5	AE	101	ILE
6	AF	15	ASP
6	AF	32	ASN
6	AF	36	ARG
6	AF	43	LEU
6	AF	47	ARG
6	AF	69	GLU
6	AF	70	ASP
6	AF	86	ARG
6	AF	87	ARG
6	AF	98	LEU
7	AG	14	PRO

Continued on next page...

Continued from previous page...

Mol	Chain	Res	Type
7	AG	18	TYR
7	AG	22	LEU
7	AG	27	ILE
7	AG	57	GLU
7	AG	66	VAL
7	AG	75	VAL
7	AG	79	ARG
7	AG	98	SER
7	AG	104	LEU
7	AG	137	LYS
7	AG	151	TYR
7	AG	156	TRP
8	AH	1	MET
8	AH	21	LYS
8	AH	25	ASP
8	AH	26	VAL
8	AH	30	ARG
8	AH	41	ARG
8	AH	91	ARG
8	AH	98	LYS
8	AH	102	ARG
8	AH	104	ARG
8	AH	118	VAL
8	AH	122	ARG
8	AH	123	GLU
9	AI	4	TYR
9	AI	10	ARG
9	AI	29	ASN
9	AI	53	VAL
9	AI	59	PHE
9	AI	95	LYS
9	AI	114	TYR
9	AI	121	ARG
9	AI	125	TYR
9	AI	128	ARG
10	AJ	17	ASP
10	AJ	22	LYS
10	AJ	40	LEU
10	AJ	43	ARG
10	AJ	50	ILE
10	AJ	55	LYS
10	AJ	59	SER

Continued on next page...

Continued from previous page...

Mol	Chain	Res	Type
10	AJ	62	HIS
10	AJ	63	PHE
10	AJ	70	ARG
10	AJ	82	ILE
10	AJ	91	PRO
10	AJ	96	ILE
11	AK	29	ILE
11	AK	31	THR
11	AK	57	THR
11	AK	87	THR
11	AK	91	ARG
11	AK	92	GLU
11	AK	117	ASN
11	AK	125	PHE
12	AL	7	ILE
12	AL	20	LYS
12	AL	37	CYS
12	AL	41	ARG
12	AL	47	LYS
12	AL	53	ARG
12	AL	81	SER
12	AL	85	ILE
12	AL	89	ARG
12	AL	105	TYR
12	AL	113	ARG
13	AM	22	ILE
13	AM	47	ASP
13	AM	57	ARG
13	AM	64	TRP
13	AM	66	LEU
13	AM	71	ARG
13	AM	98	VAL
13	AM	108	ARG
13	AM	113	PRO
13	AM	115	LYS
13	AM	120	LYS
13	AM	121	LYS
13	AM	122	LYS
14	AN	16	PHE
14	AN	29	ARG
14	AN	36	PHE
14	AN	41	ARG

Continued on next page...

Continued from previous page...

Mol	Chain	Res	Type
14	AN	42	ILE
14	AN	44	LEU
14	AN	49	HIS
15	AO	10	LYS
15	AO	18	PHE
15	AO	24	SER
15	AO	39	LEU
15	AO	41	GLU
15	AO	57	LEU
15	AO	82	ILE
15	AO	85	LEU
15	AO	88	ARG
16	AP	1	MET
16	AP	16	HIS
16	AP	32	TYR
17	AQ	7	THR
17	AQ	9	VAL
17	AQ	23	VAL
17	AQ	35	VAL
17	AQ	52	LYS
17	AQ	59	ILE
17	AQ	74	LEU
17	AQ	78	GLU
18	AR	29	PHE
18	AR	31	LEU
18	AR	82	THR
19	AS	4	SER
19	AS	5	LEU
19	AS	6	LYS
19	AS	7	LYS
19	AS	15	LEU
19	AS	19	VAL
19	AS	37	ARG
19	AS	44	MET
19	AS	63	THR
19	AS	66	MET
20	AT	13	LEU
20	AT	24	LEU
20	AT	26	ASN
20	AT	36	LEU
20	AT	42	GLN
20	AT	45	GLN

Continued on next page...

Continued from previous page...

Mol	Chain	Res	Type
20	AT	50	GLU
20	AT	75	ASN
20	AT	84	LEU
20	AT	93	GLU
24	AY	17	ILE
24	AY	20	HIS
24	AY	21	ILE
24	AY	22	ASP
24	AY	40	HIS
24	AY	65	ILE
24	AY	83	ASP
24	AY	85	PRO
24	AY	87	HIS
24	AY	88	VAL
24	AY	89	ASP
24	AY	92	ILE
24	AY	96	ARG
24	AY	100	VAL
24	AY	101	LEU
24	AY	102	ASP
24	AY	109	ASP
24	AY	117	GLN
24	AY	124	GLN
24	AY	130	VAL
24	AY	132	ARG
24	AY	137	ASN
24	AY	152	THR
24	AY	157	LEU
24	AY	192	LEU
24	AY	232	LEU
24	AY	238	THR
24	AY	240	GLU
24	AY	242	LEU
24	AY	252	ASP
24	AY	255	ILE
24	AY	259	PHE
24	AY	260	LEU
24	AY	269	VAL
24	AY	285	ASP
24	AY	289	ILE
24	AY	298	VAL
24	AY	312	LEU

Continued on next page...

Continued from previous page...

Mol	Chain	Res	Type
24	AY	316	ILE
24	AY	326	THR
24	AY	337	SER
24	AY	343	ASN
24	AY	349	LYS
24	AY	357	ARG
24	AY	378	VAL
24	AY	381	LYS
24	AY	385	THR
24	AY	388	THR
24	AY	406	GLU
24	AY	409	ILE
24	AY	410	ASP
24	AY	421	GLN
24	AY	426	GLN
24	AY	428	LEU
24	AY	438	PHE
24	AY	440	VAL
24	AY	451	ILE
24	AY	468	ARG
24	AY	476	VAL
24	AY	481	VAL
24	AY	487	ILE
24	AY	499	ARG
24	AY	501	THR
24	AY	504	ARG
24	AY	506	GLN
24	AY	509	HIS
24	AY	512	ILE
24	AY	515	GLU
24	AY	527	ASN
24	AY	567	LEU
24	AY	572	TYR
24	AY	574	GLU
24	AY	595	GLN
24	AY	598	ASP
24	AY	614	GLU
24	AY	625	ASN
24	AY	630	GLN
24	AY	631	ILE
24	AY	634	MET
24	AY	644	ARG

Continued on next page...

Continued from previous page...

Mol	Chain	Res	Type
24	AY	657	THR
24	AY	688	ILE
25	B0	5	LYS
25	B0	11	ARG
25	B0	20	ARG
25	B0	27	GLU
25	B0	41	ARG
25	B0	60	PHE
25	B0	64	ASP
25	B0	75	LEU
25	B0	78	TYR
25	B0	84	LEU
26	B1	3	LYS
26	B1	18	ILE
26	B1	35	THR
26	B1	45	ASN
26	B1	46	LEU
26	B1	56	GLN
26	B1	65	SER
26	B1	72	GLU
26	B1	75	GLU
26	B1	80	LEU
26	B1	82	LEU
26	B1	83	GLU
26	B1	94	LEU
26	B1	95	LEU
27	B2	3	LEU
27	B2	30	ARG
27	B2	32	LEU
27	B2	37	PHE
27	B2	43	GLN
27	B2	44	LEU
27	B2	52	ASP
27	B2	59	ARG
28	B3	18	ASP
28	B3	28	LEU
28	B3	38	GLU
28	B3	48	GLU
29	B4	1	MET
29	B4	5	ILE
29	B4	8	LYS
29	B4	9	LEU

Continued on next page...

Continued from previous page...

Mol	Chain	Res	Type
29	B4	10	VAL
29	B4	13	ARG
29	B4	20	ASN
29	B4	31	ILE
29	B4	32	TYR
29	B4	39	CYS
29	B4	40	HIS
29	B4	42	PHE
29	B4	49	PHE
29	B4	51	ASP
29	B4	55	ARG
30	B5	3	LYS
30	B5	4	HIS
30	B5	23	HIS
30	B5	36	CYS
30	B5	55	ARG
30	B5	58	LEU
31	B6	6	ARG
31	B6	9	LEU
31	B6	10	LEU
31	B6	11	LEU
31	B6	15	GLU
31	B6	23	THR
31	B6	30	THR
31	B6	31	PRO
31	B6	39	TYR
31	B6	42	TRP
31	B6	52	VAL
31	B6	54	ILE
32	B7	1	MET
32	B7	4	THR
32	B7	8	ASN
32	B7	24	THR
32	B7	41	ARG
32	B7	44	PRO
32	B7	48	LYS
33	B8	31	HIS
33	B8	32	LEU
33	B8	33	ASN
33	B8	34	TRP
33	B8	44	LYS
33	B8	61	LEU

Continued on next page...

Continued from previous page...

Mol	Chain	Res	Type
33	B8	64	TYR
34	B9	1	MET
34	B9	2	LYS
34	B9	12	ASP
34	B9	18	ARG
34	B9	26	ILE
34	B9	29	ASN
37	BC	18	ASN
37	BC	48	LEU
37	BC	53	ARG
37	BC	54	ARG
37	BC	60	ARG
37	BC	74	ARG
37	BC	115	VAL
37	BC	130	ARG
37	BC	135	ARG
37	BC	149	ASN
37	BC	150	ILE
37	BC	184	GLU
37	BC	185	LYS
37	BC	189	ASN
37	BC	191	ARG
37	BC	203	GLU
37	BC	212	SER
37	BC	216	THR
38	BD	8	PRO
38	BD	10	THR
38	BD	23	GLU
38	BD	24	ILE
38	BD	25	THR
38	BD	26	LYS
38	BD	35	LYS
38	BD	37	LEU
38	BD	43	ARG
38	BD	61	LEU
38	BD	63	ARG
38	BD	65	ILE
38	BD	67	PHE
38	BD	87	ASN
38	BD	92	ILE
38	BD	95	LEU
38	BD	96	HIS

Continued on next page...

Continued from previous page...

Mol	Chain	Res	Type
38	BD	104	TYR
38	BD	106	ILE
38	BD	111	LEU
38	BD	117	VAL
38	BD	131	LEU
38	BD	157	ARG
38	BD	166	GLN
38	BD	176	ARG
38	BD	183	ARG
38	BD	192	THR
38	BD	202	LYS
38	BD	211	ARG
38	BD	212	SER
38	BD	221	VAL
38	BD	228	PRO
38	BD	244	ARG
38	BD	245	PRO
38	BD	257	LEU
38	BD	260	ARG
38	BD	270	ILE
38	BD	271	ILE
38	BD	275	LYS
39	BE	4	ILE
39	BE	9	VAL
39	BE	17	ASP
39	BE	22	PRO
39	BE	36	ARG
39	BE	49	LEU
39	BE	54	GLN
39	BE	61	ARG
39	BE	67	PHE
39	BE	69	LYS
39	BE	76	ARG
39	BE	78	LEU
39	BE	79	ARG
39	BE	94	GLU
39	BE	95	ILE
39	BE	118	LYS
39	BE	119	ARG
39	BE	134	ILE
39	BE	144	ARG
39	BE	149	ARG

Continued on next page...

Continued from previous page...

Mol	Chain	Res	Type
39	BE	192	ASN
39	BE	197	ILE
39	BE	202	LYS
39	BE	203	LYS
40	BF	28	ILE
40	BF	41	LEU
40	BF	62	ARG
40	BF	64	ILE
40	BF	66	PRO
40	BF	83	PHE
40	BF	88	VAL
40	BF	125	LEU
40	BF	149	ASP
40	BF	165	ARG
40	BF	175	THR
41	BG	4	ASP
41	BG	5	VAL
41	BG	14	GLU
41	BG	22	ARG
41	BG	33	ARG
41	BG	34	LEU
41	BG	36	LYS
41	BG	43	LEU
41	BG	47	LYS
41	BG	60	LEU
41	BG	67	LYS
41	BG	71	THR
41	BG	80	PHE
41	BG	83	ARG
41	BG	88	ILE
41	BG	91	ARG
41	BG	97	ASP
41	BG	98	ARG
41	BG	118	ARG
41	BG	135	LEU
41	BG	143	GLU
41	BG	145	THR
41	BG	147	ASP
41	BG	148	MET
41	BG	150	ASP
41	BG	166	ASP
42	BH	42	ARG

Continued on next page...

Continued from previous page...

Mol	Chain	Res	Type
42	BH	46	GLU
42	BH	49	VAL
42	BH	53	GLU
42	BH	54	ARG
42	BH	71	LEU
42	BH	83	TYR
42	BH	84	SER
42	BH	89	ILE
42	BH	94	TYR
42	BH	104	GLU
42	BH	105	LEU
42	BH	111	HIS
42	BH	117	PRO
42	BH	143	GLN
42	BH	155	SER
42	BH	158	HIS
42	BH	169	VAL
43	BK	2	LYS
43	BK	3	LYS
43	BK	5	VAL
43	BK	29	GLN
43	BK	30	HIS
43	BK	34	ILE
43	BK	38	VAL
43	BK	47	ASN
43	BK	48	MET
43	BK	59	ILE
43	BK	62	ASP
43	BK	65	PHE
43	BK	70	LYS
43	BK	77	LEU
43	BK	86	LYS
43	BK	105	LEU
44	BL	58	LEU
44	BL	65	LYS
44	BL	73	ARG
44	BL	82	GLU
44	BL	120	LYS
45	BN	1	MET
45	BN	4	TYR
45	BN	21	LYS
45	BN	23	LEU

Continued on next page...

Continued from previous page...

Mol	Chain	Res	Type
45	BN	25	ARG
45	BN	26	LEU
45	BN	39	ARG
45	BN	41	ASP
45	BN	45	ASN
45	BN	48	MET
45	BN	56	ASN
45	BN	63	THR
45	BN	65	LYS
45	BN	78	TYR
45	BN	87	LEU
45	BN	90	MET
45	BN	93	THR
45	BN	96	GLU
45	BN	101	HIS
45	BN	109	LYS
45	BN	120	LEU
45	BN	123	TYR
46	BO	23	ARG
46	BO	38	VAL
46	BO	40	VAL
46	BO	48	PRO
46	BO	49	ARG
46	BO	87	ILE
46	BO	114	ILE
46	BO	117	LEU
47	BP	7	ARG
47	BP	13	ASN
47	BP	16	ARG
47	BP	18	ARG
47	BP	39	LYS
47	BP	40	SER
47	BP	41	ARG
47	BP	42	SER
47	BP	51	PHE
47	BP	57	THR
47	BP	59	LEU
47	BP	60	MET
47	BP	61	ARG
47	BP	62	LEU
47	BP	64	LYS
47	BP	70	GLN

Continued on next page...

Continued from previous page...

Mol	Chain	Res	Type
47	BP	76	LYS
47	BP	84	ASN
47	BP	85	LEU
47	BP	108	LYS
47	BP	112	LEU
47	BP	114	ILE
47	BP	115	LEU
47	BP	123	LEU
47	BP	136	GLU
47	BP	149	GLU
48	BQ	14	ARG
48	BQ	17	LEU
48	BQ	29	PHE
48	BQ	45	GLN
48	BQ	46	GLN
48	BQ	56	ARG
48	BQ	58	PHE
48	BQ	76	LYS
48	BQ	81	VAL
48	BQ	97	VAL
48	BQ	104	PHE
48	BQ	106	VAL
48	BQ	110	THR
48	BQ	134	ARG
48	BQ	135	ASP
48	BQ	137	TYR
48	BQ	139	GLU
49	BR	8	ARG
49	BR	27	SER
49	BR	30	THR
49	BR	65	LEU
49	BR	71	GLN
49	BR	74	LYS
49	BR	75	LEU
49	BR	94	TYR
49	BR	97	VAL
49	BR	99	LYS
49	BR	100	LEU
50	BS	11	LYS
50	BS	12	PHE
50	BS	25	ARG
50	BS	26	LEU

Continued on next page...

Continued from previous page...

Mol	Chain	Res	Type
50	BS	35	ILE
50	BS	61	ASN
50	BS	63	THR
50	BS	67	ARG
50	BS	92	TYR
50	BS	97	ARG
50	BS	106	ARG
51	BT	6	LEU
51	BT	13	ARG
51	BT	24	PRO
51	BT	32	TYR
51	BT	38	ASN
51	BT	46	GLU
51	BT	49	VAL
51	BT	58	ASN
51	BT	62	THR
51	BT	65	LYS
51	BT	74	ARG
51	BT	78	LEU
51	BT	81	PRO
51	BT	82	LEU
51	BT	90	GLN
51	BT	93	ARG
51	BT	96	ARG
51	BT	100	TYR
51	BT	108	ARG
51	BT	115	ARG
51	BT	124	ASP
51	BT	125	ARG
51	BT	128	GLU
51	BT	129	ARG
51	BT	132	LYS
52	BU	20	LEU
52	BU	40	PHE
52	BU	66	ASN
52	BU	69	CYS
52	BU	74	LEU
52	BU	79	PHE
52	BU	92	ARG
52	BU	101	ARG
52	BU	108	GLU
52	BU	112	ARG

Continued on next page...

Continued from previous page...

Mol	Chain	Res	Type
53	BV	10	LYS
53	BV	13	ARG
53	BV	18	LEU
53	BV	19	LYS
53	BV	21	ARG
53	BV	39	LEU
53	BV	51	VAL
53	BV	62	LEU
53	BV	72	VAL
53	BV	89	GLN
53	BV	95	LEU
53	BV	99	ILE
54	BW	11	ARG
54	BW	36	LEU
54	BW	40	ASN
54	BW	51	LEU
54	BW	52	GLU
54	BW	61	ASN
54	BW	67	ASP
54	BW	70	TYR
54	BW	75	TYR
54	BW	88	ARG
54	BW	98	LYS
54	BW	106	ILE
54	BW	107	LEU
55	BX	3	THR
55	BX	7	VAL
55	BX	27	THR
55	BX	28	PHE
55	BX	51	VAL
55	BX	56	THR
55	BX	57	LEU
55	BX	68	ARG
55	BX	75	ASP
55	BX	76	ARG
55	BX	83	VAL
56	BY	2	ARG
56	BY	7	VAL
56	BY	9	LYS
56	BY	29	GLU
56	BY	32	PRO
56	BY	51	VAL

Continued on next page...

Continued from previous page...

Mol	Chain	Res	Type
56	BY	53	PRO
56	BY	55	TYR
56	BY	77	PRO
56	BY	79	CYS
56	BY	90	LEU
56	BY	102	CYS
57	BZ	5	LEU
57	BZ	6	LYS
57	BZ	24	LEU
57	BZ	28	MET
57	BZ	29	TYR
57	BZ	30	ASN
57	BZ	31	ARG
57	BZ	34	ASN
57	BZ	55	HIS
57	BZ	63	ASP
57	BZ	68	PRO
57	BZ	78	LYS
57	BZ	83	PRO
57	BZ	86	VAL
57	BZ	87	ASP
57	BZ	92	SER
57	BZ	100	VAL
57	BZ	112	ARG
57	BZ	123	ASP
57	BZ	127	LYS
57	BZ	140	ASP
57	BZ	146	ILE
57	BZ	150	LEU
57	BZ	151	HIS
57	BZ	163	LEU
57	BZ	166	SER
57	BZ	171	ILE
57	BZ	186	GLU

Some sidechains can be flipped to improve hydrogen bonding and reduce clashes. All (177) such sidechains are listed below:

Mol	Chain	Res	Type
2	AB	19	HIS
2	AB	40	HIS
2	AB	78	GLN
2	AB	94	ASN

Continued on next page...

Continued from previous page...

Mol	Chain	Res	Type
2	AB	95	GLN
2	AB	110	GLN
2	AB	113	HIS
2	AB	146	GLN
2	AB	204	ASN
3	AC	3	ASN
3	AC	28	GLN
3	AC	37	GLN
3	AC	170	GLN
3	AC	176	HIS
3	AC	181	ASN
4	AD	62	GLN
4	AD	74	GLN
4	AD	77	ASN
4	AD	129	ASN
5	AE	20	GLN
5	AE	72	GLN
5	AE	73	ASN
6	AF	18	GLN
6	AF	27	GLN
6	AF	32	ASN
6	AF	73	ASN
6	AF	100	ASN
7	AG	13	GLN
7	AG	68	ASN
7	AG	84	ASN
7	AG	96	GLN
7	AG	106	GLN
9	AI	3	GLN
9	AI	58	HIS
9	AI	124	GLN
10	AJ	56	HIS
10	AJ	68	HIS
10	AJ	76	ASN
10	AJ	78	ASN
10	AJ	84	GLN
11	AK	22	HIS
11	AK	27	ASN
12	AL	9	GLN
12	AL	49	ASN
12	AL	75	HIS
12	AL	99	HIS

Continued on next page...

Continued from previous page...

Mol	Chain	Res	Type
14	AN	49	HIS
15	AO	9	GLN
15	AO	13	GLN
15	AO	28	GLN
15	AO	37	ASN
15	AO	62	GLN
16	AP	13	HIS
16	AP	76	GLN
17	AQ	16	GLN
19	AS	14	HIS
19	AS	47	HIS
19	AS	69	HIS
20	AT	18	GLN
20	AT	26	ASN
20	AT	42	GLN
20	AT	45	GLN
20	AT	75	ASN
24	AY	14	ASN
24	AY	124	GLN
24	AY	137	ASN
24	AY	165	GLN
24	AY	208	GLN
24	AY	270	GLN
24	AY	343	ASN
24	AY	421	GLN
24	AY	458	HIS
24	AY	475	ASN
24	AY	500	GLN
24	AY	527	ASN
24	AY	543	GLN
24	AY	573	HIS
24	AY	630	GLN
24	AY	641	GLN
25	B0	70	GLN
26	B1	45	ASN
26	B1	56	GLN
27	B2	9	GLN
27	B2	38	GLN
27	B2	47	ASN
27	B2	56	GLN
28	B3	19	GLN
28	B3	52	HIS

Continued on next page...

Continued from previous page...

Mol	Chain	Res	Type
29	B4	20	ASN
30	B5	43	HIS
31	B6	20	ASN
31	B6	26	ASN
31	B6	32	ASN
31	B6	49	HIS
32	B7	8	ASN
32	B7	36	GLN
33	B8	31	HIS
33	B8	33	ASN
33	B8	43	GLN
34	B9	29	ASN
37	BC	58	ASN
37	BC	102	GLN
37	BC	149	ASN
37	BC	189	ASN
38	BD	58	HIS
38	BD	115	GLN
38	BD	116	GLN
38	BD	126	GLN
38	BD	166	GLN
38	BD	198	ASN
38	BD	227	ASN
38	BD	253	GLN
39	BE	48	GLN
39	BE	54	GLN
39	BE	55	ASN
39	BE	129	HIS
39	BE	143	ASN
39	BE	169	ASN
39	BE	180	ASN
39	BE	192	ASN
40	BF	69	HIS
40	BF	75	HIS
40	BF	133	ASN
40	BF	169	ASN
40	BF	204	ASN
41	BG	27	ASN
42	BH	65	HIS
42	BH	147	ASN
42	BH	158	HIS
43	BK	29	GLN

Continued on next page...

Continued from previous page...

Mol	Chain	Res	Type
43	BK	30	HIS
43	BK	47	ASN
43	BK	89	HIS
45	BN	45	ASN
45	BN	56	ASN
46	BO	5	GLN
46	BO	82	ASN
47	BP	9	ASN
47	BP	13	ASN
47	BP	27	HIS
47	BP	81	GLN
47	BP	84	ASN
47	BP	128	HIS
48	BQ	12	GLN
48	BQ	13	GLN
49	BR	3	HIS
49	BR	23	ASN
49	BR	50	HIS
49	BR	61	HIS
50	BS	16	ASN
50	BS	38	GLN
50	BS	95	HIS
51	BT	38	ASN
51	BT	43	GLN
51	BT	58	ASN
51	BT	90	GLN
52	BU	14	HIS
52	BU	44	ASN
52	BU	49	HIS
52	BU	66	ASN
52	BU	72	HIS
52	BU	94	ASN
52	BU	117	GLN
53	BV	11	GLN
54	BW	34	ASN
54	BW	61	ASN
54	BW	62	HIS
54	BW	102	HIS
55	BX	55	ASN
55	BX	82	GLN
56	BY	6	HIS
56	BY	43	ASN

Continued on next page...

Continued from previous page...

Mol	Chain	Res	Type
57	BZ	30	ASN
57	BZ	54	HIS
57	BZ	75	ASN
57	BZ	118	GLN
57	BZ	121	HIS

5.3.3 RNA ⓘ

Mol	Chain	Analysed	Backbone Outliers	Pucker Outliers
1	AA	1503/1522 (98%)	277 (18%)	47 (3%)
22	AV	76/77 (98%)	17 (22%)	0
23	AX	10/11 (90%)	5 (50%)	0
35	BA	2900/2915 (99%)	633 (21%)	77 (2%)
36	BB	118/122 (96%)	27 (22%)	2 (1%)
All	All	4607/4647 (99%)	959 (20%)	126 (2%)

All (959) RNA backbone outliers are listed below:

Mol	Chain	Res	Type
1	AA	9	G
1	AA	31	G
1	AA	32	A
1	AA	33	A
1	AA	39	G
1	AA	47	C
1	AA	48	C
1	AA	51	A
1	AA	60	A
1	AA	61	G
1	AA	62	U
1	AA	81	U
1	AA	84	U
1	AA	88	A
1	AA	89	C
1	AA	90	U
1	AA	91	C
1	AA	97	G
1	AA	98	G
1	AA	101	A
1	AA	104	G
1	AA	116	A

Continued on next page...

Continued from previous page...

Mol	Chain	Res	Type
1	AA	120	A
1	AA	121	C
1	AA	129	U
1	AA	129(A)	G
1	AA	131	C
1	AA	144	G
1	AA	146	G
1	AA	147	G
1	AA	149	A
1	AA	160	A
1	AA	163	C
1	AA	181	G
1	AA	182	U
1	AA	189(F)	U
1	AA	189(G)	G
1	AA	189(H)	G
1	AA	195	A
1	AA	197	A
1	AA	198	G
1	AA	202	U
1	AA	203	U
1	AA	204	U
1	AA	216	G
1	AA	243	A
1	AA	244	U
1	AA	247	G
1	AA	251	G
1	AA	266	G
1	AA	267	C
1	AA	268	C
1	AA	279	A
1	AA	281	G
1	AA	289	G
1	AA	316	G
1	AA	321	A
1	AA	328	C
1	AA	329	A
1	AA	332	G
1	AA	344	A
1	AA	345	C
1	AA	346	G
1	AA	350	G

Continued on next page...

Continued from previous page...

Mol	Chain	Res	Type
1	AA	352	C
1	AA	353	A
1	AA	354	G
1	AA	367	U
1	AA	372	C
1	AA	397	A
1	AA	412	A
1	AA	413	G
1	AA	414	A
1	AA	422	C
1	AA	429	U
1	AA	430	A
1	AA	435	C
1	AA	437	U
1	AA	439	A
1	AA	444	C
1	AA	452	A
1	AA	460	G
1	AA	461	A
1	AA	471	G
1	AA	480	U
1	AA	481	G
1	AA	484	G
1	AA	485	G
1	AA	496	A
1	AA	498	U
1	AA	509	A
1	AA	510	A
1	AA	511	C
1	AA	518	C
1	AA	527	G
1	AA	530	G
1	AA	531	U
1	AA	532	A
1	AA	533	A
1	AA	534	U
1	AA	536	C
1	AA	547	A
1	AA	559	A
1	AA	560	U
1	AA	561	U
1	AA	562	C

Continued on next page...

Continued from previous page...

Mol	Chain	Res	Type
1	AA	572	A
1	AA	573	A
1	AA	575	G
1	AA	576	G
1	AA	577	G
1	AA	588	G
1	AA	596	C
1	AA	631	G
1	AA	632	A
1	AA	650	G
1	AA	653	A
1	AA	665	A
1	AA	673	G
1	AA	682	G
1	AA	683	G
1	AA	686	U
1	AA	687	A
1	AA	688	G
1	AA	704	A
1	AA	721	G
1	AA	722	A
1	AA	723	U
1	AA	724	G
1	AA	728	A
1	AA	731	G
1	AA	734	G
1	AA	744	C
1	AA	748	C
1	AA	755	G
1	AA	759	A
1	AA	761	G
1	AA	777	A
1	AA	793	U
1	AA	794	A
1	AA	812	C
1	AA	813	U
1	AA	816	A
1	AA	817	C
1	AA	828	A
1	AA	839	U
1	AA	840	C
1	AA	841	U

Continued on next page...

Continued from previous page...

Mol	Chain	Res	Type
1	AA	848	C
1	AA	858	G
1	AA	859	A
1	AA	867	G
1	AA	895	G
1	AA	907	A
1	AA	914	A
1	AA	921	U
1	AA	927	G
1	AA	934	C
1	AA	935	A
1	AA	951	G
1	AA	960	U
1	AA	961	U
1	AA	968	A
1	AA	969	A
1	AA	971	G
1	AA	974	A
1	AA	975	A
1	AA	976	G
1	AA	977	A
1	AA	978	A
1	AA	980	C
1	AA	981	U
1	AA	982	U
1	AA	991	U
1	AA	992	U
1	AA	993	G
1	AA	997	U
1	AA	1003	G
1	AA	1004	A
1	AA	1005	A
1	AA	1027	C
1	AA	1030	C
1	AA	1030(B)	C
1	AA	1050	G
1	AA	1054	C
1	AA	1065	U
1	AA	1066	C
1	AA	1094	G
1	AA	1095	U
1	AA	1101	A

Continued on next page...

Continued from previous page...

Mol	Chain	Res	Type
1	AA	1102	A
1	AA	1117	G
1	AA	1124	G
1	AA	1125	U
1	AA	1129	C
1	AA	1130	A
1	AA	1137	C
1	AA	1138	G
1	AA	1139	G
1	AA	1140	C
1	AA	1146	A
1	AA	1152	A
1	AA	1159	U
1	AA	1160	G
1	AA	1181	G
1	AA	1184	G
1	AA	1187	G
1	AA	1196	U
1	AA	1197	G
1	AA	1202	G
1	AA	1212	U
1	AA	1214	C
1	AA	1217	C
1	AA	1225	A
1	AA	1226	C
1	AA	1227	A
1	AA	1238	A
1	AA	1240	U
1	AA	1241	G
1	AA	1249	C
1	AA	1256	A
1	AA	1257	U
1	AA	1273	G
1	AA	1280	A
1	AA	1281	U
1	AA	1282	C
1	AA	1285	A
1	AA	1286	A
1	AA	1287	A
1	AA	1297	C
1	AA	1298	C
1	AA	1299	A

Continued on next page...

Continued from previous page...

Mol	Chain	Res	Type
1	AA	1300	G
1	AA	1301	U
1	AA	1302	U
1	AA	1317	C
1	AA	1322	C
1	AA	1323	G
1	AA	1331	G
1	AA	1335	C
1	AA	1336	C
1	AA	1346	A
1	AA	1348	U
1	AA	1354	C
1	AA	1363	C
1	AA	1364	U
1	AA	1365	G
1	AA	1379	G
1	AA	1394	A
1	AA	1397	C
1	AA	1398	A
1	AA	1404	C
1	AA	1419	G
1	AA	1434	A
1	AA	1442	G
1	AA	1442(A)	G
1	AA	1443	G
1	AA	1445	C
1	AA	1447	A
1	AA	1452	C
1	AA	1456	G
1	AA	1490	C
1	AA	1492	A
1	AA	1493	A
1	AA	1494	G
1	AA	1499	A
1	AA	1503	A
1	AA	1504	G
1	AA	1505	G
1	AA	1506	U
1	AA	1507	A
1	AA	1517	G
1	AA	1519	A
1	AA	1520	G

Continued on next page...

Continued from previous page...

Mol	Chain	Res	Type
1	AA	1529	G
1	AA	1530	G
1	AA	1531	A
22	AV	4	G
22	AV	5	G
22	AV	8	U
22	AV	17	C
22	AV	17(A)	U
22	AV	18	G
22	AV	19	G
22	AV	20	U
22	AV	21	A
22	AV	36	U
22	AV	47	U
22	AV	48	C
22	AV	63	G
22	AV	71	C
22	AV	74	C
22	AV	75	C
22	AV	76	A
23	AX	12	A
23	AX	13	A
23	AX	14	A
23	AX	19	U
23	AX	21	C
35	BA	9	U
35	BA	18	C
35	BA	28	A
35	BA	35	G
35	BA	42	G
35	BA	43	A
35	BA	45	C
35	BA	49	A
35	BA	50	U
35	BA	61	G
35	BA	63	U
35	BA	69	C
35	BA	72	U
35	BA	75	G
35	BA	83	G
35	BA	84	A
35	BA	85	G

Continued on next page...

Continued from previous page...

Mol	Chain	Res	Type
35	BA	88	G
35	BA	90	U
35	BA	92	A
35	BA	94	C
35	BA	95	G
35	BA	100	G
35	BA	102	G
35	BA	106	C
35	BA	116	C
35	BA	118	A
35	BA	119	A
35	BA	121	G
35	BA	125	G
35	BA	129	C
35	BA	139(A)	G
35	BA	141	A
35	BA	142(A)	C
35	BA	155	U
35	BA	156	U
35	BA	157	U
35	BA	171	G
35	BA	174	C
35	BA	190	A
35	BA	191	A
35	BA	196	A
35	BA	199	A
35	BA	204	A
35	BA	205	G
35	BA	212	G
35	BA	215	G
35	BA	216	A
35	BA	221	A
35	BA	222	A
35	BA	227	A
35	BA	230	U
35	BA	233	A
35	BA	241	A
35	BA	248	G
35	BA	252	G
35	BA	261	G
35	BA	271(J)	C
35	BA	271(K)	U

Continued on next page...

Continued from previous page...

Mol	Chain	Res	Type
35	BA	271(L)	U
35	BA	271(O)	C
35	BA	271(Y)	U
35	BA	272	G
35	BA	272(A)	U
35	BA	272(B)	G
35	BA	272(G)	C
35	BA	272(H)	C
35	BA	272(I)	U
35	BA	274	G
35	BA	276	A
35	BA	280	C
35	BA	283	A
35	BA	286	C
35	BA	299	A
35	BA	310	A
35	BA	311	A
35	BA	329	G
35	BA	330	A
35	BA	332	A
35	BA	333	G
35	BA	336	C
35	BA	345	A
35	BA	346	A
35	BA	352	G
35	BA	353	G
35	BA	362	U
35	BA	363	G
35	BA	363(F)	A
35	BA	364	C
35	BA	365	C
35	BA	370	G
35	BA	371	A
35	BA	372	G
35	BA	386	G
35	BA	396	G
35	BA	405	U
35	BA	406	G
35	BA	407	G
35	BA	411	G
35	BA	412	A
35	BA	428	A

Continued on next page...

Continued from previous page...

Mol	Chain	Res	Type
35	BA	444	C
35	BA	448	U
35	BA	449	A
35	BA	451	C
35	BA	455	C
35	BA	456	C
35	BA	458	G
35	BA	475	U
35	BA	480	A
35	BA	481	G
35	BA	504	U
35	BA	505	A
35	BA	508	G
35	BA	509	C
35	BA	526	A
35	BA	527	C
35	BA	528	A
35	BA	529	A
35	BA	530	G
35	BA	531	C
35	BA	532	A
35	BA	533	G
35	BA	544	G
35	BA	548	A
35	BA	549	G
35	BA	552	G
35	BA	555	U
35	BA	556	G
35	BA	562	U
35	BA	563	G
35	BA	573	G
35	BA	575	A
35	BA	587	C
35	BA	591	C
35	BA	592	G
35	BA	599	G
35	BA	604	G
35	BA	607	U
35	BA	613	G
35	BA	614	U
35	BA	614(B)	G
35	BA	615	G

Continued on next page...

Continued from previous page...

Mol	Chain	Res	Type
35	BA	620	G
35	BA	622	G
35	BA	627	A
35	BA	637	A
35	BA	645	C
35	BA	646	A
35	BA	651	G
35	BA	653	A
35	BA	654	A
35	BA	654(I)	C
35	BA	654(J)	A
35	BA	654(K)	C
35	BA	654(M)	C
35	BA	654(T)	C
35	BA	655	A
35	BA	675	A
35	BA	682	G
35	BA	686	G
35	BA	695	G
35	BA	699	A
35	BA	722	A
35	BA	727	A
35	BA	729	G
35	BA	730	C
35	BA	740	U
35	BA	745	G
35	BA	746	A
35	BA	753	C
35	BA	764	A
35	BA	765	G
35	BA	775	G
35	BA	776	G
35	BA	782	A
35	BA	784	A
35	BA	785	G
35	BA	788	A
35	BA	789	A
35	BA	790	C
35	BA	791	C
35	BA	792	G
35	BA	793	A
35	BA	794	G

Continued on next page...

Continued from previous page...

Mol	Chain	Res	Type
35	BA	800	A
35	BA	805	G
35	BA	811	U
35	BA	812	C
35	BA	827	U
35	BA	828	U
35	BA	830	G
35	BA	840	C
35	BA	841	A
35	BA	845	G
35	BA	846	C
35	BA	859	G
35	BA	865	C
35	BA	866	A
35	BA	878	A
35	BA	889	C
35	BA	896	A
35	BA	897	C
35	BA	900	A
35	BA	904	C
35	BA	910	A
35	BA	926	A
35	BA	932	G
35	BA	940	G
35	BA	941	A
35	BA	945	A
35	BA	946	G
35	BA	948	G
35	BA	959	A
35	BA	961	C
35	BA	962	G
35	BA	969	U
35	BA	974	G
35	BA	975	C
35	BA	980	A
35	BA	983	A
35	BA	985	C
35	BA	989	G
35	BA	990	A
35	BA	991	C
35	BA	996	A
35	BA	1005	C

Continued on next page...

Continued from previous page...

Mol	Chain	Res	Type
35	BA	1011	G
35	BA	1012	U
35	BA	1013	C
35	BA	1021	A
35	BA	1022	G
35	BA	1023	U
35	BA	1026	U
35	BA	1027	A
35	BA	1033	U
35	BA	1034	G
35	BA	1036	G
35	BA	1039	G
35	BA	1044	G
35	BA	1045	A
35	BA	1046	A
35	BA	1047	G
35	BA	1049	C
35	BA	1052	C
35	BA	1053	C
35	BA	1054	A
35	BA	1058	G
35	BA	1060	U
35	BA	1062	G
35	BA	1067	A
35	BA	1068	G
35	BA	1070	A
35	BA	1073	A
35	BA	1076	C
35	BA	1088	A
35	BA	1090	U
35	BA	1109	C
35	BA	1111	A
35	BA	1112	G
35	BA	1114	G
35	BA	1115	G
35	BA	1122	G
35	BA	1126	A
35	BA	1129	A
35	BA	1135	C
35	BA	1136	G
35	BA	1141	U
35	BA	1142(A)	A

Continued on next page...

Continued from previous page...

Mol	Chain	Res	Type
35	BA	1143	A
35	BA	1146	C
35	BA	1152	C
35	BA	1155	A
35	BA	1157	G
35	BA	1158	C
35	BA	1159	U
35	BA	1170	G
35	BA	1173	G
35	BA	1174	A
35	BA	1175	U
35	BA	1176	G
35	BA	1177	A
35	BA	1204	A
35	BA	1210	A
35	BA	1211	U
35	BA	1212	G
35	BA	1213	A
35	BA	1220	A
35	BA	1221	C
35	BA	1224	C
35	BA	1238	G
35	BA	1247	A
35	BA	1248	G
35	BA	1250	G
35	BA	1251	C
35	BA	1252	G
35	BA	1255	U
35	BA	1256	G
35	BA	1266	G
35	BA	1271	G
35	BA	1272	A
35	BA	1273	U
35	BA	1287	A
35	BA	1300	U
35	BA	1302	A
35	BA	1314	C
35	BA	1321	A
35	BA	1326	U
35	BA	1329	U
35	BA	1330	C
35	BA	1332	G

Continued on next page...

Continued from previous page...

Mol	Chain	Res	Type
35	BA	1342	A
35	BA	1345	C
35	BA	1349	A
35	BA	1359	A
35	BA	1365	A
35	BA	1368	G
35	BA	1379	A
35	BA	1380	G
35	BA	1384	A
35	BA	1385	G
35	BA	1386	C
35	BA	1396	U
35	BA	1403	C
35	BA	1406	U
35	BA	1411	C
35	BA	1416	G
35	BA	1421	G
35	BA	1427	A
35	BA	1428	C
35	BA	1434	A
35	BA	1435	G
35	BA	1445	A
35	BA	1445(A)	C
35	BA	1453	U
35	BA	1455	G
35	BA	1459	G
35	BA	1460	A
35	BA	1461	G
35	BA	1467	C
35	BA	1476	C
35	BA	1477	A
35	BA	1478	G
35	BA	1482	G
35	BA	1484	G
35	BA	1485	G
35	BA	1488	G
35	BA	1490	A
35	BA	1491	G
35	BA	1493	C
35	BA	1494	A
35	BA	1495	A
35	BA	1496	A

Continued on next page...

Continued from previous page...

Mol	Chain	Res	Type
35	BA	1497	U
35	BA	1505	C
35	BA	1509	C
35	BA	1509(A)	A
35	BA	1517	G
35	BA	1528(A)	A
35	BA	1537	G
35	BA	1540	U
35	BA	1541	G
35	BA	1542	A
35	BA	1544	A
35	BA	1547	C
35	BA	1553	A
35	BA	1554	A
35	BA	1558	A
35	BA	1559	G
35	BA	1569	A
35	BA	1578	U
35	BA	1579	A
35	BA	1584	C
35	BA	1586	A
35	BA	1588	C
35	BA	1603	A
35	BA	1608	A
35	BA	1609	A
35	BA	1610	A
35	BA	1616	A
35	BA	1618	A
35	BA	1634	A
35	BA	1640	C
35	BA	1644	C
35	BA	1648	C
35	BA	1668	A
35	BA	1674	G
35	BA	1678	G
35	BA	1698	A
35	BA	1699	G
35	BA	1718	G
35	BA	1722	A
35	BA	1739	U
35	BA	1740	G
35	BA	1744	C

Continued on next page...

Continued from previous page...

Mol	Chain	Res	Type
35	BA	1748	G
35	BA	1756	G
35	BA	1759	A
35	BA	1763	G
35	BA	1764	G
35	BA	1773	A
35	BA	1776	G
35	BA	1780	A
35	BA	1781	C
35	BA	1784	A
35	BA	1785	A
35	BA	1787	A
35	BA	1791	A
35	BA	1799	G
35	BA	1800	C
35	BA	1801	G
35	BA	1815	A
35	BA	1816	G
35	BA	1820	U
35	BA	1821	A
35	BA	1829	A
35	BA	1839	G
35	BA	1846	G
35	BA	1847	A
35	BA	1850	G
35	BA	1858	G
35	BA	1862	G
35	BA	1866	C
35	BA	1877	A
35	BA	1878	G
35	BA	1885	A
35	BA	1888	G
35	BA	1889	A
35	BA	1900	A
35	BA	1906	G
35	BA	1912	A
35	BA	1929	G
35	BA	1930	G
35	BA	1931	U
35	BA	1937	A
35	BA	1938	A
35	BA	1943	U

Continued on next page...

Continued from previous page...

Mol	Chain	Res	Type
35	BA	1944	U
35	BA	1945	G
35	BA	1948	G
35	BA	1955	U
35	BA	1960	A
35	BA	1963	U
35	BA	1964	G
35	BA	1967	C
35	BA	1969	A
35	BA	1970	A
35	BA	1971	A
35	BA	1972	A
35	BA	1993	U
35	BA	1997	G
35	BA	2004	G
35	BA	2021	C
35	BA	2022	U
35	BA	2023	G
35	BA	2031	A
35	BA	2033	A
35	BA	2034	U
35	BA	2043	C
35	BA	2055	C
35	BA	2056	G
35	BA	2060	A
35	BA	2061	G
35	BA	2062	A
35	BA	2065	C
35	BA	2069	G
35	BA	2076	U
35	BA	2100	G
35	BA	2103	C
35	BA	2104	G
35	BA	2112	G
35	BA	2116	G
35	BA	2118	U
35	BA	2127	G
35	BA	2131	G
35	BA	2132	U
35	BA	2133	G
35	BA	2134	A
35	BA	2147	G

Continued on next page...

Continued from previous page...

Mol	Chain	Res	Type
35	BA	2157	G
35	BA	2158	A
35	BA	2159	G
35	BA	2163	C
35	BA	2172	U
35	BA	2173	A
35	BA	2185	C
35	BA	2187	G
35	BA	2189	U
35	BA	2190	G
35	BA	2192	G
35	BA	2193	G
35	BA	2198	A
35	BA	2199	A
35	BA	2200	C
35	BA	2202	C
35	BA	2203	U
35	BA	2205	C
35	BA	2206	G
35	BA	2207	G
35	BA	2208	A
35	BA	2219	G
35	BA	2225	A
35	BA	2226	C
35	BA	2238	G
35	BA	2239	G
35	BA	2263	C
35	BA	2273	A
35	BA	2283	C
35	BA	2286	A
35	BA	2288	A
35	BA	2296	U
35	BA	2297	C
35	BA	2302	G
35	BA	2305	A
35	BA	2307	G
35	BA	2308	G
35	BA	2309	A
35	BA	2313	C
35	BA	2319	G
35	BA	2320	A
35	BA	2325	G

Continued on next page...

Continued from previous page...

Mol	Chain	Res	Type
35	BA	2334	G
35	BA	2336	A
35	BA	2345	G
35	BA	2346	A
35	BA	2347	C
35	BA	2348	U
35	BA	2349	G
35	BA	2350	C
35	BA	2383	G
35	BA	2385	C
35	BA	2402	C
35	BA	2406	U
35	BA	2423	U
35	BA	2424	C
35	BA	2425	A
35	BA	2426	A
35	BA	2427	C
35	BA	2428	G
35	BA	2429	G
35	BA	2430	A
35	BA	2431	U
35	BA	2434	A
35	BA	2435	A
35	BA	2439	A
35	BA	2441	C
35	BA	2448	A
35	BA	2461	C
35	BA	2465	C
35	BA	2469	A
35	BA	2470	G
35	BA	2473	U
35	BA	2474	C
35	BA	2475	C
35	BA	2476	A
35	BA	2477	C
35	BA	2478	A
35	BA	2482	G
35	BA	2484	G
35	BA	2491	U
35	BA	2502	G
35	BA	2503	A
35	BA	2505	G

Continued on next page...

Continued from previous page...

Mol	Chain	Res	Type
35	BA	2513	G
35	BA	2518	A
35	BA	2519	U
35	BA	2520	C
35	BA	2524	G
35	BA	2529	G
35	BA	2554	U
35	BA	2566	A
35	BA	2567	G
35	BA	2572	A
35	BA	2577	A
35	BA	2585	U
35	BA	2586	C
35	BA	2602	A
35	BA	2609	U
35	BA	2610	C
35	BA	2611	U
35	BA	2612	C
35	BA	2615	U
35	BA	2630	G
35	BA	2646	C
35	BA	2655	G
35	BA	2657	A
35	BA	2658	C
35	BA	2670	A
35	BA	2673	G
35	BA	2682	U
35	BA	2690	C
35	BA	2691	C
35	BA	2703	C
35	BA	2706	G
35	BA	2712	U
35	BA	2712(A)	A
35	BA	2713	A
35	BA	2726	U
35	BA	2733	A
35	BA	2750	A
35	BA	2751	G
35	BA	2755	C
35	BA	2756	U
35	BA	2757	A
35	BA	2758	A

Continued on next page...

Continued from previous page...

Mol	Chain	Res	Type
35	BA	2762	G
35	BA	2763	G
35	BA	2764	A
35	BA	2765	A
35	BA	2778	A
35	BA	2779	U
35	BA	2780	G
35	BA	2790	A
35	BA	2791	C
35	BA	2796	U
35	BA	2799	C
35	BA	2801	A
35	BA	2802	G
35	BA	2803	C
35	BA	2808	U
35	BA	2820	A
35	BA	2821	A
35	BA	2832	U
35	BA	2833	G
35	BA	2834	G
35	BA	2836	U
35	BA	2849	U
35	BA	2872	G
35	BA	2879	C
35	BA	2880	C
35	BA	2892	A
35	BA	2894	G
35	BA	2895	U
36	BB	8	U
36	BB	12	C
36	BB	13	A
36	BB	15	A
36	BB	16	G
36	BB	22	U
36	BB	24	G
36	BB	25	A
36	BB	33	G
36	BB	35	U
36	BB	41	U
36	BB	42	C
36	BB	45	A
36	BB	52	A

Continued on next page...

Continued from previous page...

Mol	Chain	Res	Type
36	BB	53	A
36	BB	56	G
36	BB	67	G
36	BB	73	A
36	BB	81	G
36	BB	82	G
36	BB	88	C
36	BB	89	G
36	BB	90	A
36	BB	103	G
36	BB	104	U
36	BB	110	G
36	BB	113	G

All (126) RNA pucker outliers are listed below:

Mol	Chain	Res	Type
1	AA	30	U
1	AA	60	A
1	AA	115	G
1	AA	119	A
1	AA	203	U
1	AA	243	A
1	AA	244	U
1	AA	250	A
1	AA	266	G
1	AA	315	A
1	AA	328	C
1	AA	344	A
1	AA	353	A
1	AA	366	C
1	AA	428	G
1	AA	429	U
1	AA	438	G
1	AA	532	A
1	AA	533	A
1	AA	535	A
1	AA	560	U
1	AA	561	U
1	AA	575	G
1	AA	631	G
1	AA	672	U

Continued on next page...

Continued from previous page...

Mol	Chain	Res	Type
1	AA	703	G
1	AA	812	C
1	AA	913	A
1	AA	992	U
1	AA	1049	U
1	AA	1065	U
1	AA	1094	G
1	AA	1101	A
1	AA	1129	C
1	AA	1201	A
1	AA	1225	A
1	AA	1226	C
1	AA	1285	A
1	AA	1299	A
1	AA	1300	G
1	AA	1335	C
1	AA	1347	G
1	AA	1364	U
1	AA	1493	A
1	AA	1498	U
1	AA	1505	G
1	AA	1529	G
35	BA	27	G
35	BA	49	A
35	BA	74	A
35	BA	120	U
35	BA	128	C
35	BA	221	A
35	BA	226	G
35	BA	286	C
35	BA	329	G
35	BA	331	A
35	BA	332	A
35	BA	363(F)	A
35	BA	474	G
35	BA	503	A
35	BA	603	A
35	BA	614(A)	U
35	BA	614(C)	A
35	BA	728	G
35	BA	739	G
35	BA	752	A

Continued on next page...

Continued from previous page...

Mol	Chain	Res	Type
35	BA	764	A
35	BA	790	C
35	BA	945	A
35	BA	961	C
35	BA	1020	A
35	BA	1022	G
35	BA	1052	C
35	BA	1057	A
35	BA	1067	A
35	BA	1143	A
35	BA	1155	A
35	BA	1156	A
35	BA	1210	A
35	BA	1212	G
35	BA	1237	A
35	BA	1288	U
35	BA	1301	A
35	BA	1378	A
35	BA	1427	A
35	BA	1453	U
35	BA	1494	A
35	BA	1528	A
35	BA	1541	G
35	BA	1558	A
35	BA	1799	G
35	BA	1819	A
35	BA	1838	C
35	BA	1846	G
35	BA	1930	G
35	BA	1943	U
35	BA	1948	G
35	BA	1992	G
35	BA	2033	A
35	BA	2111	C
35	BA	2126	A
35	BA	2172	U
35	BA	2198	A
35	BA	2225	A
35	BA	2282	G
35	BA	2296	U
35	BA	2344	U
35	BA	2345	G

Continued on next page...

Continued from previous page...

Mol	Chain	Res	Type
35	BA	2422	A
35	BA	2425	A
35	BA	2428	G
35	BA	2481	G
35	BA	2689	U
35	BA	2690	C
35	BA	2756	U
35	BA	2762	G
35	BA	2778	A
35	BA	2779	U
35	BA	2799	C
35	BA	2801(A)	A
35	BA	2835	A
35	BA	2849	U
35	BA	2891	G
36	BB	25	A
36	BB	40	U

5.4 Non-standard residues in protein, DNA, RNA chains ⓘ

There are no non-standard protein/DNA/RNA residues in this entry.

5.5 Carbohydrates ⓘ

There are no carbohydrates in this entry.

5.6 Ligand geometry ⓘ

2 ligands are modelled in this entry.

In the following table, the Counts columns list the number of bonds (or angles) for which Mogul statistics could be retrieved, the number of bonds (or angles) that are observed in the model and the number of bonds (or angles) that are defined in the chemical component dictionary. The Link column lists molecule types, if any, to which the group is linked. The Z score for a bond length (or angle) is the number of standard deviations the observed value is removed from the expected value. A bond length (or angle) with $|Z| > 2$ is considered an outlier worth inspection. RMSZ is the root-mean-square of all Z scores of the bond lengths (or angles).

Mol	Type	Chain	Res	Link	Bond lengths			Bond angles		
					Counts	RMSZ	$\# Z > 2$	Counts	RMSZ	$\# Z > 2$
58	FUA	AY	701	-	37,40,40	2.16	8 (21%)	51,64,64	1.88	12 (23%)

Mol	Type	Chain	Res	Link	Bond lengths			Bond angles		
					Counts	RMSZ	# Z > 2	Counts	RMSZ	# Z > 2
59	GDP	AY	702	-	24,30,30	1.57	4 (16%)	26,47,47	2.06	8 (30%)

In the following table, the Chirals column lists the number of chiral outliers, the number of chiral centers analysed, the number of these observed in the model and the number defined in the chemical component dictionary. Similar counts are reported in the Torsion and Rings columns. '-' means no outliers of that kind were identified.

Mol	Type	Chain	Res	Link	Chirals	Torsions	Rings
58	FUA	AY	701	-	-	0/10/92/92	0/4/4/4
59	GDP	AY	702	-	-	0/12/32/32	0/3/3/3

All (12) bond length outliers are listed below:

Mol	Chain	Res	Type	Atoms	Z	Observed(Å)	Ideal(Å)
58	AY	701	FUA	C23-C22	-7.71	1.37	1.51
58	AY	701	FUA	C23-C24	-3.98	1.39	1.53
58	AY	701	FUA	C15-C14	-3.78	1.46	1.54
58	AY	701	FUA	C19-C10	-3.61	1.47	1.54
58	AY	701	FUA	C24-C25	-3.21	1.38	1.50
58	AY	701	FUA	C12-C11	-2.94	1.48	1.52
58	AY	701	FUA	O2-C16	-2.88	1.39	1.45
59	AY	702	GDP	PB-O3B	-2.85	1.44	1.54
58	AY	701	FUA	C14-C8	-2.68	1.53	1.58
59	AY	702	GDP	PB-O2B	-2.30	1.46	1.54
59	AY	702	GDP	PA-O2A	-2.28	1.45	1.55
59	AY	702	GDP	C6-N1	4.01	1.40	1.33

All (20) bond angle outliers are listed below:

Mol	Chain	Res	Type	Atoms	Z	Observed(°)	Ideal(°)
58	AY	701	FUA	C8-C9-C10	-6.40	109.63	116.47
59	AY	702	GDP	C4'-O4'-C1'	-4.90	104.45	109.64
59	AY	702	GDP	N3-C2-N1	-4.66	121.22	127.56
59	AY	702	GDP	C5-C6-N1	-4.08	118.19	123.52
58	AY	701	FUA	C6-C5-C10	-4.00	106.16	111.54
58	AY	701	FUA	O6-C3-C2	-3.52	101.66	110.00
58	AY	701	FUA	C13-C17-C22	-3.02	123.69	130.95
58	AY	701	FUA	C15-C16-C17	-2.92	99.09	104.42
58	AY	701	FUA	C15-C14-C13	-2.91	97.72	102.32
58	AY	701	FUA	C19-C10-C5	-2.69	107.64	111.20
58	AY	701	FUA	C7-C6-C5	-2.31	108.91	113.09
58	AY	701	FUA	C18-C4-C5	-2.17	109.74	112.97

Continued on next page...

Continued from previous page...

Mol	Chain	Res	Type	Atoms	Z	Observed(°)	Ideal(°)
59	AY	702	GDP	O2'-C2'-C3'	-2.07	105.16	111.86
58	AY	701	FUA	O2-C31-C32	2.05	114.99	111.09
59	AY	702	GDP	C6-N1-C2	2.20	118.46	115.88
59	AY	702	GDP	N2-C2-N1	2.38	121.14	117.20
59	AY	702	GDP	O3B-PB-O1B	2.40	118.47	110.63
59	AY	702	GDP	O4'-C4'-C3'	2.83	110.91	105.16
58	AY	701	FUA	C23-C24-C25	3.29	120.26	111.61
58	AY	701	FUA	C24-C23-C22	3.96	121.88	112.02

There are no chirality outliers.

There are no torsion outliers.

There are no ring outliers.

2 monomers are involved in 19 short contacts:

Mol	Chain	Res	Type	Clashes	Symm-Clashes
58	AY	701	FUA	12	0
59	AY	702	GDP	7	0

5.7 Other polymers [i](#)

There are no such residues in this entry.

5.8 Polymer linkage issues [i](#)

There are no chain breaks in this entry.