



wwPDB EM Map/Model Validation Report ⓘ

Apr 10, 2016 – 02:46 PM BST

PDB ID : 4V5N
EMDB ID: : EMD-1799
Title : tRNA translocation on the 70S ribosome: the post- translocational translocation intermediate TI(POST)
Authors : Ratje, A.H.; Loerke, J.; Mikolajka, A.; Bruenner, M.; Hildebrand, P.W.; Starosta, A.L.; Doenhoefer, A.; Connell, S.R.; Fucini, P.; Mielke, T.; Whitford, P.C.; Onuchic, J.N.; Yu, Y.; Sanbonmatsu, K.Y.; Hartmann, R.K.; Penczek, P.A.; Wilson, D.N.; Spahn, C.M.T.
Deposited on : 2010-10-21
Resolution : 7.60 Å(reported)
Based on PDB ID : 2WRI,2WRJ

This is a wwPDB EM Map/Model Validation Report for a publicly released PDB/EMDB entry.

For rigid body fitted models, validation errors reported here could stem from errors in the original structure(s) used in the fitting.

We welcome your comments at validation@mail.wwpdb.org

A user guide is available at

<http://wwpdb.org/validation/2016/EMValidationReportHelp>

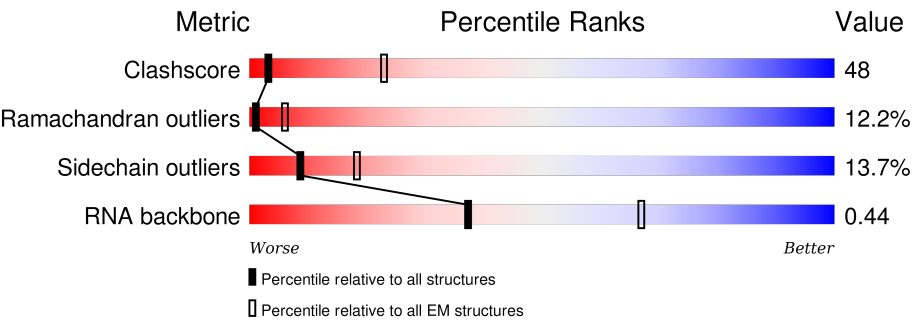
MolProbity : 4.02b-467
Mogul : 1.7.1 (RC1), CSD as537be (2016)
Percentile statistics : 20151230.v01 (using entries in the PDB archive December 30th 2015)
Ideal geometry (proteins) : Engh & Huber (2001)
Ideal geometry (DNA, RNA) : Parkinson et. al. (1996)
Validation Pipeline (wwPDB-VP) : trunk27241

1 Overall quality at a glance i

The following experimental techniques were used to determine the structure:
ELECTRON MICROSCOPY

The reported resolution of this entry is 7.60 Å.

Percentile scores (ranging between 0-100) for global validation metrics of the entry are shown in the following graphic. The table shows the number of entries on which the scores are based.



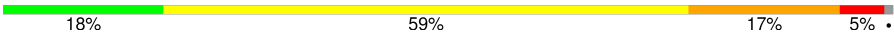



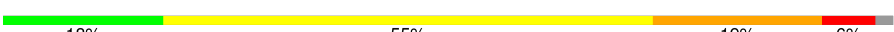











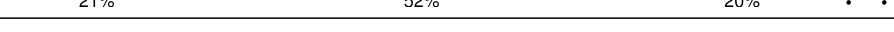







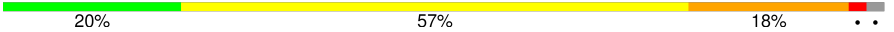
Metric	Whole archive (#Entries)	EM structures (#Entries)
Clashscore	114402	924
Ramachandran outliers	111179	726
Sidechain outliers	111093	686
RNA backbone	3027	244

The table below summarises the geometric issues observed across the polymeric chains. The red, orange, yellow and green segments on the bar indicate the fraction of residues that contain outliers for ≥ 3 , 2, 1 and 0 types of geometric quality criteria. A grey segment represents the fraction of residues that are not modelled. The numeric value for each fraction is indicated below the corresponding segment, with a dot representing fractions $\leq 5\%$

Mol	Chain	Length	Quality of chain
1	AA	1522	<div><div>22%</div><div>58%</div><div>18%</div><div></div></div>
2	AB	256	<div><div>23%</div><div>49%</div><div>14%</div><div>5%</div><div>9%</div></div>
3	AC	239	<div><div>24%</div><div>44%</div><div>14%</div><div>5%</div><div>14%</div></div>
4	AD	209	<div><div>30%</div><div>49%</div><div>16%</div><div>5%</div><div></div></div>
5	AE	162	<div><div>31%</div><div>44%</div><div>14%</div><div></div><div>7%</div></div>
6	AF	101	<div><div>33%</div><div>50%</div><div>15%</div><div></div><div></div></div>
7	AG	156	<div><div>34%</div><div>48%</div><div>15%</div><div></div><div></div></div>
8	AH	138	<div><div>30%</div><div>57%</div><div>10%</div><div></div><div></div></div>

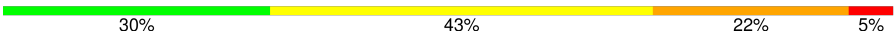
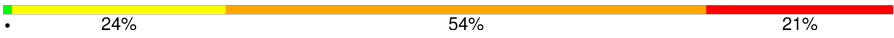
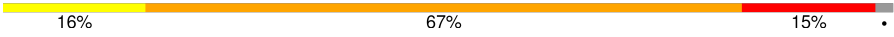

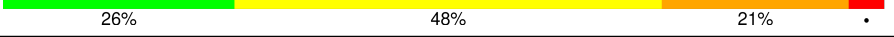




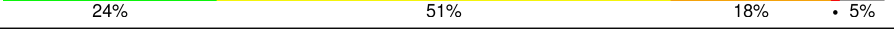

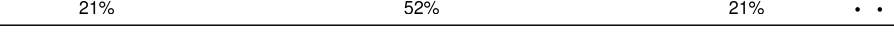
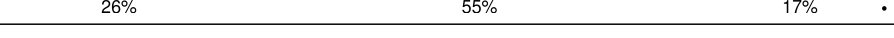

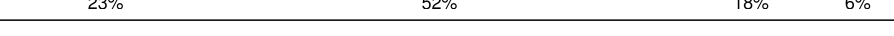
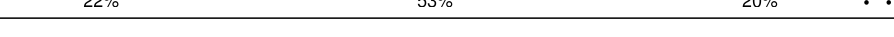








Continued on next page...

Continued from previous page...

Mol	Chain	Length	Quality of chain
9	AI	128	
10	AJ	105	
11	AK	129	
12	AL	132	
13	AM	126	
14	AN	61	
15	AO	89	
16	AP	88	
17	AQ	105	
18	AR	88	
19	AS	93	
20	AT	106	
21	AU	27	
22	AV	77	
23	AX	11	
24	AY	691	
25	B0	85	
26	B1	98	
27	B2	72	
28	B3	60	
29	B4	71	
30	B5	60	
31	B6	54	
32	B7	49	
33	B8	65	

Continued on next page...

Continued from previous page...

Mol	Chain	Length	Quality of chain
34	B9	37	
35	BA	2915	
36	BB	122	
37	BC	229	
38	BD	276	
39	BE	206	
40	BF	210	
41	BG	182	
42	BH	180	
43	BK	147	
44	BL	121	
45	BN	140	
46	BO	122	
47	BP	150	
48	BQ	141	
49	BR	118	
50	BS	112	
51	BT	146	
52	BU	118	
53	BV	101	
54	BW	113	
55	BX	96	
56	BY	110	
57	BZ	206	

2 Entry composition

There are 59 unique types of molecules in this entry. The entry contains 152777 atoms, of which 0 are hydrogens and 0 are deuteriums.

In the tables below, the AltConf column contains the number of residues with at least one atom in alternate conformation and the Trace column contains the number of residues modelled with at most 2 atoms.

- Molecule 1 is a RNA chain called 16S RRNA.

Mol	Chain	Residues	Atoms					AltConf	Trace
1	AA	1504	Total	C	N	O	P	0	0
			32329	14390	5992	10444	1503		

- Molecule 2 is a protein called 30S RIBOSOMAL PROTEIN S2.

Mol	Chain	Residues	Atoms					AltConf	Trace
2	AB	234	Total	C	N	O	S	0	0
			1900	1213	341	341	5		

- Molecule 3 is a protein called 30S RIBOSOMAL PROTEIN S3.

Mol	Chain	Residues	Atoms					AltConf	Trace
3	AC	206	Total	C	N	O	S	0	0
			1612	1016	314	281	1		

- Molecule 4 is a protein called 30S RIBOSOMAL PROTEIN S4.

Mol	Chain	Residues	Atoms					AltConf	Trace
4	AD	208	Total	C	N	O	S	0	0
			1703	1066	339	291	7		

- Molecule 5 is a protein called 30S RIBOSOMAL PROTEIN S5.

Mol	Chain	Residues	Atoms					AltConf	Trace
5	AE	150	Total	C	N	O	S	0	0
			1146	724	217	201	4		

- Molecule 6 is a protein called 30S RIBOSOMAL PROTEIN S6.

Mol	Chain	Residues	Atoms					AltConf	Trace
6	AF	101	Total	C	N	O	S	0	0
			843	531	155	154	3		

- Molecule 7 is a protein called 30S RIBOSOMAL PROTEIN S7.

Mol	Chain	Residues	Atoms					AltConf	Trace
7	AG	155	Total	C	N	O	S	0	0
			1257	781	252	218	6		

- Molecule 8 is a protein called 30S RIBOSOMAL PROTEIN S8.

Mol	Chain	Residues	Atoms					AltConf	Trace
8	AH	138	Total	C	N	O	S	0	0
			1116	705	215	193	3		

- Molecule 9 is a protein called 30S RIBOSOMAL PROTEIN S9.

Mol	Chain	Residues	Atoms					AltConf	Trace
9	AI	127	Total	C	N	O	S	0	0
			1010	639	197	174			

- Molecule 10 is a protein called 30S RIBOSOMAL PROTEIN S10.

Mol	Chain	Residues	Atoms					AltConf	Trace
10	AJ	98	Total	C	N	O	S	0	0
			794	499	156	138	1		

- Molecule 11 is a protein called 30S RIBOSOMAL PROTEIN S11.

Mol	Chain	Residues	Atoms					AltConf	Trace
11	AK	119	Total	C	N	O	S	0	0
			885	549	168	165	3		

- Molecule 12 is a protein called 30S RIBOSOMAL PROTEIN S12.

Mol	Chain	Residues	Atoms					AltConf	Trace
12	AL	124	Total	C	N	O	S	0	0
			970	611	195	163	1		

- Molecule 13 is a protein called 30S RIBOSOMAL PROTEIN S13.

Mol	Chain	Residues	Atoms					AltConf	Trace
13	AM	124	Total	C	N	O	S	0	0
			987	611	205	169	2		

- Molecule 14 is a protein called 30S RIBOSOMAL PROTEIN S14 TYPE Z.

Mol	Chain	Residues	Atoms					AltConf	Trace
14	AN	60	Total	C	N	O	S	0	0
			492	312	104	72	4		

- Molecule 15 is a protein called 30S RIBOSOMAL PROTEIN S15.

Mol	Chain	Residues	Atoms					AltConf	Trace
15	AO	88	Total	C	N	O	S	0	0
			734	459	147	126	2		

- Molecule 16 is a protein called 30S RIBOSOMAL PROTEIN S16.

Mol	Chain	Residues	Atoms					AltConf	Trace
16	AP	83	Total	C	N	O	S	0	0
			700	443	139	117	1		

- Molecule 17 is a protein called 30S RIBOSOMAL PROTEIN S17.

Mol	Chain	Residues	Atoms					AltConf	Trace
17	AQ	99	Total	C	N	O	S	0	0
			823	528	151	142	2		

- Molecule 18 is a protein called 30S RIBOSOMAL PROTEIN S18.

Mol	Chain	Residues	Atoms					AltConf	Trace
18	AR	70	Total	C	N	O		0	0
			574	367	112	95			

- Molecule 19 is a protein called 30S RIBOSOMAL PROTEIN S19.

Mol	Chain	Residues	Atoms					AltConf	Trace
19	AS	78	Total	C	N	O	S	0	0
			629	403	114	110	2		

- Molecule 20 is a protein called 30S RIBOSOMAL PROTEIN S20.

Mol	Chain	Residues	Atoms					AltConf	Trace
20	AT	99	Total	C	N	O	S	0	0
			763	470	162	129	2		

- Molecule 21 is a protein called 30S RIBOSOMAL PROTEIN THX.

Mol	Chain	Residues	Atoms				AltConf	Trace
21	AU	24	Total	C	N	O	0	0
			208	128	50	30		

- Molecule 22 is a RNA chain called TRNA.

Mol	Chain	Residues	Atoms					AltConf	Trace
22	AV	77	Total	C	N	O	P	0	0
			1640	732	297	535	76		

- Molecule 23 is a RNA chain called MRNA.

Mol	Chain	Residues	Atoms					AltConf	Trace
23	AX	11	Total	C	N	O	P	0	0
			230	105	41	74	10		

- Molecule 24 is a protein called ELONGATION FACTOR G.

Mol	Chain	Residues	Atoms					AltConf	Trace
24	AY	666	Total	C	N	O	S	0	0
			5214	3316	892	988	18		

- Molecule 25 is a protein called 50S RIBOSOMAL PROTEIN L27.

Mol	Chain	Residues	Atoms					AltConf	Trace
25	B0	84	Total	C	N	O	S	0	0
			662	410	140	111	1		

- Molecule 26 is a protein called 50S RIBOSOMAL PROTEIN L28.

Mol	Chain	Residues	Atoms					AltConf	Trace
26	B1	93	Total	C	N	O	S	0	0
			731	460	145	125	1		

- Molecule 27 is a protein called 50S RIBOSOMAL PROTEIN L29.

Mol	Chain	Residues	Atoms					AltConf	Trace
27	B2	71	Total	C	N	O	S	0	0
			598	370	121	106	1		

- Molecule 28 is a protein called 50S RIBOSOMAL PROTEIN L30.

Mol	Chain	Residues	Atoms					AltConf	Trace
28	B3	59	Total	C	N	O	S	0	0
			467	298	90	78	1		

- Molecule 29 is a protein called 50S RIBOSOMAL PROTEIN L31.

Mol	Chain	Residues	Atoms					AltConf	Trace
29	B4	57	Total	C	N	O	S	0	0
			450	285	77	83	5		

- Molecule 30 is a protein called 50S RIBOSOMAL PROTEIN L32.

Mol	Chain	Residues	Atoms					AltConf	Trace
30	B5	59	Total	C	N	O	S	0	0
			459	288	90	76	5		

- Molecule 31 is a protein called 50S RIBOSOMAL PROTEIN L33.

Mol	Chain	Residues	Atoms					AltConf	Trace
31	B6	50	Total	C	N	O	S	0	0
			433	270	88	71	4		

- Molecule 32 is a protein called 50S RIBOSOMAL PROTEIN L34.

Mol	Chain	Residues	Atoms					AltConf	Trace
32	B7	48	Total	C	N	O	S	0	0
			418	257	104	55	2		

- Molecule 33 is a protein called 50S RIBOSOMAL PROTEIN L35.

Mol	Chain	Residues	Atoms					AltConf	Trace
33	B8	63	Total	C	N	O	S	0	0
			507	326	101	78	2		

- Molecule 34 is a protein called 50S RIBOSOMAL PROTEIN L36.

Mol	Chain	Residues	Atoms					AltConf	Trace
34	B9	37	Total	C	N	O	S	0	0
			307	188	68	47	4		

- Molecule 35 is a RNA chain called 23S RIBOSOMAL RNA.

Mol	Chain	Residues	Atoms					AltConf	Trace
35	BA	2901	Total	C	N	O	P	0	0
			62474	27806	11681	20087	2900		

- Molecule 36 is a RNA chain called 5S RIBOSOMAL RNA.

Mol	Chain	Residues	Atoms					AltConf	Trace
36	BB	119	Total	C	N	O	P	0	0
			2551	1136	471	826	118		

- Molecule 37 is a protein called 50S RIBOSOMAL PROTEIN L1.

Mol	Chain	Residues	Atoms					AltConf	Trace
37	BC	228	Total	C	N	O	S	0	0
			1742	1101	319	319	3		

- Molecule 38 is a protein called 50S RIBOSOMAL PROTEIN L2.

Mol	Chain	Residues	Atoms					AltConf	Trace
38	BD	275	Total	C	N	O	S	0	0
			2145	1353	428	361	3		

- Molecule 39 is a protein called 50S RIBOSOMAL PROTEIN L3.

Mol	Chain	Residues	Atoms					AltConf	Trace
39	BE	204	Total	C	N	O	S	0	0
			1563	988	299	270	6		

- Molecule 40 is a protein called 50S RIBOSOMAL PROTEIN L4.

Mol	Chain	Residues	Atoms					AltConf	Trace
40	BF	207	Total	C	N	O	S	0	0
			1623	1035	303	282	3		

- Molecule 41 is a protein called 50S RIBOSOMAL PROTEIN L5.

Mol	Chain	Residues	Atoms					AltConf	Trace
41	BG	181	Total	C	N	O	S	0	0
			1474	942	268	260	4		

- Molecule 42 is a protein called 50S RIBOSOMAL PROTEIN L6.

Mol	Chain	Residues	Atoms					AltConf	Trace
42	BH	166	Total	C	N	O	S	0	0
			1268	803	237	227	1		

- Molecule 43 is a protein called 50S RIBOSOMAL PROTEIN L11.

Mol	Chain	Residues	Atoms					AltConf	Trace
43	BK	139	Total	C	N	O	S	0	0
			1025	653	181	186	5		

- Molecule 44 is a protein called 50S RIBOSOMAL PROTEIN L7/L12.

Mol	Chain	Residues	Atoms				AltConf	Trace
44	BL	67	Total	C	N	O	0	0
			477	301	81	95		

- Molecule 45 is a protein called 50S RIBOSOMAL PROTEIN L13.

Mol	Chain	Residues	Atoms					AltConf	Trace
45	BN	138	Total	C	N	O	S	0	0
			1104	712	206	182	4		

- Molecule 46 is a protein called 50S RIBOSOMAL PROTEIN L14.

Mol	Chain	Residues	Atoms					AltConf	Trace
46	BO	122	Total	C	N	O	S	0	0
			933	588	171	170	4		

- Molecule 47 is a protein called 50S RIBOSOMAL PROTEIN L15.

Mol	Chain	Residues	Atoms					AltConf	Trace
47	BP	146	Total	C	N	O	S	0	0
			1114	692	227	193	2		

- Molecule 48 is a protein called 50S RIBOSOMAL PROTEIN L16.

Mol	Chain	Residues	Atoms					AltConf	Trace
48	BQ	141	Total	C	N	O	S	0	0
			1122	715	212	188	7		

- Molecule 49 is a protein called 50S RIBOSOMAL PROTEIN L17.

Mol	Chain	Residues	Atoms				AltConf	Trace
49	BR	117	Total	C	N	O	0	0
			960	599	202	159		

- Molecule 50 is a protein called 50S RIBOSOMAL PROTEIN L18.

Mol	Chain	Residues	Atoms				AltConf	Trace
50	BS	98	Total	C	N	O	0	0
			770	486	154	130		

- Molecule 51 is a protein called 50S RIBOSOMAL PROTEIN L19.

Mol	Chain	Residues	Atoms					AltConf	Trace
51	BT	137	Total	C	N	O	S	0	0
			1141	710	234	196	1		

- Molecule 52 is a protein called 50S RIBOSOMAL PROTEIN L20.

Mol	Chain	Residues	Atoms					AltConf	Trace
52	BU	117	Total	C	N	O	S	0	0
			958	604	202	151	1		

- Molecule 53 is a protein called 50S RIBOSOMAL PROTEIN L21.

Mol	Chain	Residues	Atoms					AltConf	Trace
53	BV	101	Total	C	N	O	S	0	0
			779	501	142	135	1		

- Molecule 54 is a protein called 50S RIBOSOMAL PROTEIN L22.

Mol	Chain	Residues	Atoms					AltConf	Trace
54	BW	113	Total	C	N	O	S	0	0
			896	563	176	155	2		

- Molecule 55 is a protein called 50S RIBOSOMAL PROTEIN L23.

Mol	Chain	Residues	Atoms				AltConf	Trace
55	BX	92	Total	C	N	O	0	0
			725	471	131	123		

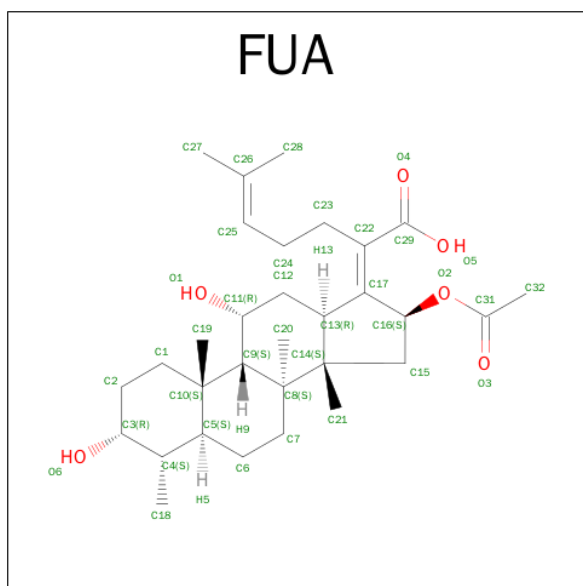
- Molecule 56 is a protein called 50S RIBOSOMAL PROTEIN L24.

Mol	Chain	Residues	Atoms					AltConf	Trace
56	BY	106	Total	C	N	O	S	0	0
			810	520	154	131	5		

- Molecule 57 is a protein called 50S RIBOSOMAL PROTEIN L25.

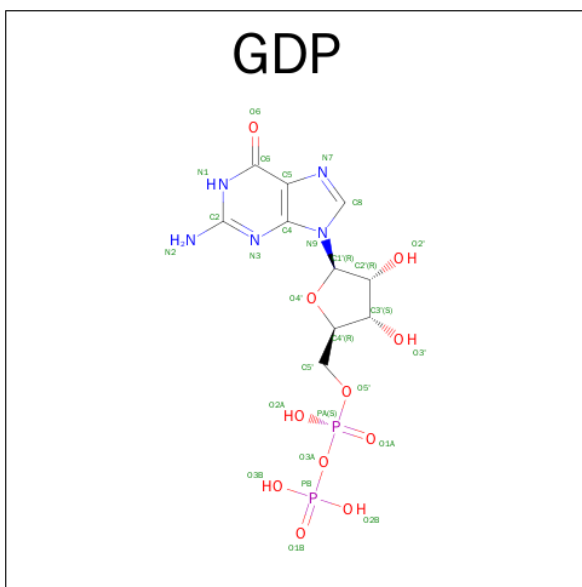
Mol	Chain	Residues	Atoms					AltConf	Trace
57	BZ	184	Total	C	N	O	S	0	0
			1467	936	261	268	2		

- Molecule 58 is FUSIDIC ACID (three-letter code: FUA) (formula: $C_{31}H_{48}O_6$).



Mol	Chain	Residues	Atoms			AltConf
58	AY	1	Total	C	O	0
			37	31	6	

- Molecule 59 is GUANOSINE-5'-DIPHOSPHATE (three-letter code: GDP) (formula: $C_{10}H_{15}N_5O_{11}P_2$).

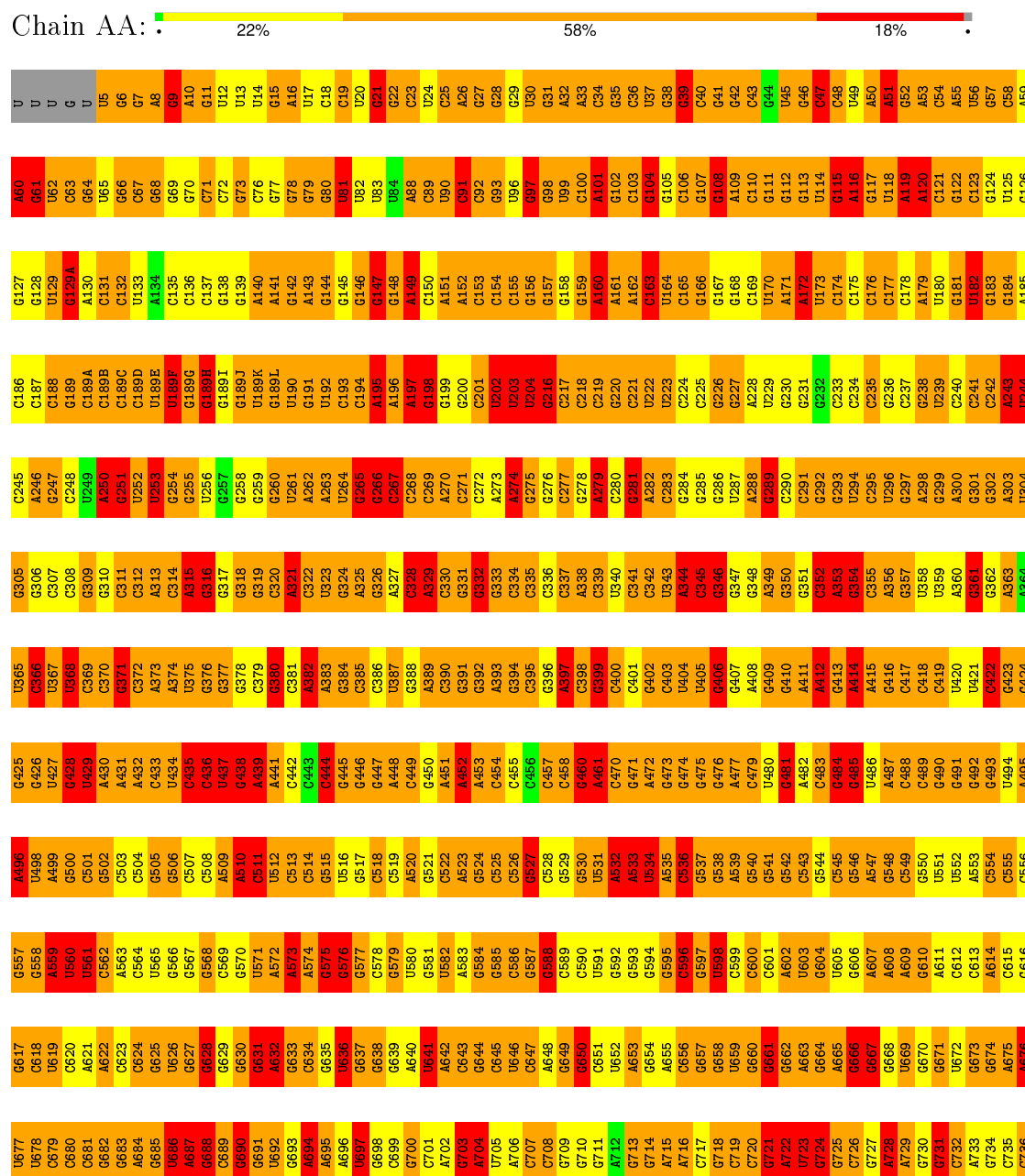


Mol	Chain	Residues	Atoms					AltConf
59	AY	1	Total	C	N	O	P	0
			28	10	5	11	2	

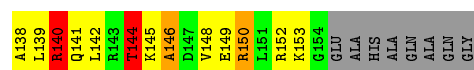
3 Residue-property plots

These plots are drawn for all protein, RNA and DNA chains in the entry. The first graphic for a chain summarises the proportions of errors displayed in the second graphic. The second graphic shows the sequence view annotated by issues in geometry. Residues are color-coded according to the number of geometric quality criteria for which they contain at least one outlier: green = 0, yellow = 1, orange = 2 and red = 3 or more. Stretches of 2 or more consecutive residues without any outlier are shown as a green connector. Residues present in the sample, but not in the model, are shown in grey.

• Molecule 1: 16S rRNA

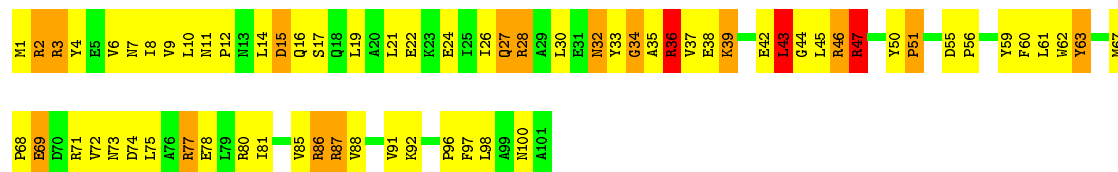






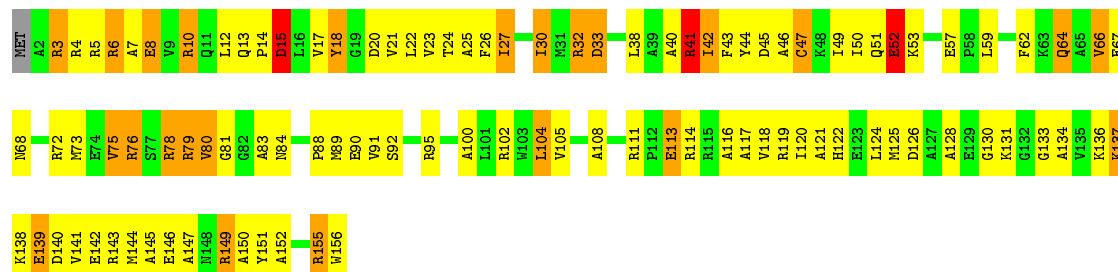
• Molecule 6: 30S RIBOSOMAL PROTEIN S6

Chain AF: 33% 50% 15%



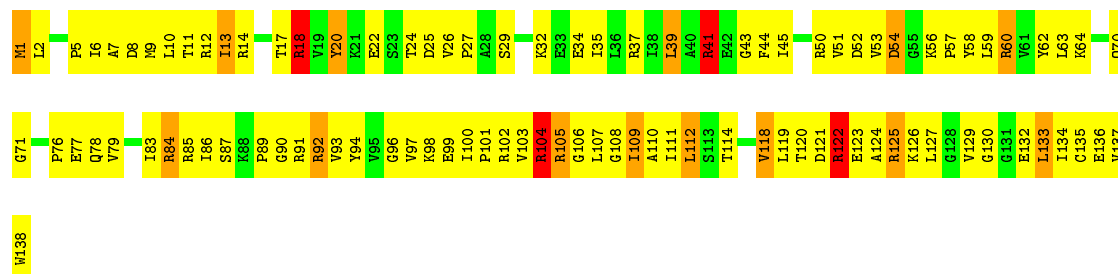
• Molecule 7: 30S RIBOSOMAL PROTEIN S7

Chain AG: 34% 48% 15%



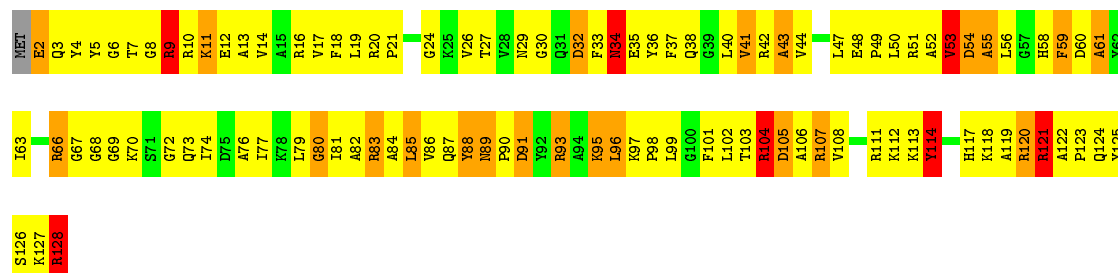
• Molecule 8: 30S RIBOSOMAL PROTEIN S8

Chain AH: 30% 57% 10%



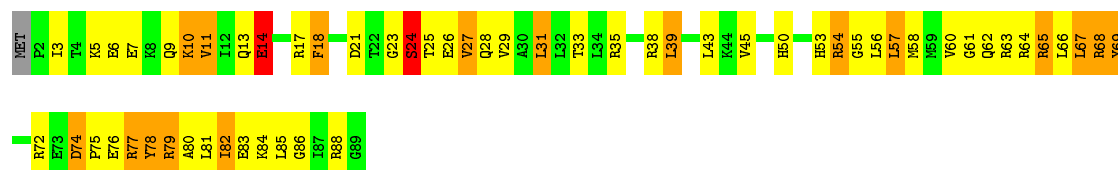
• Molecule 9: 30S RIBOSOMAL PROTEIN S9

Chain AI: 18% 59% 17% 5%




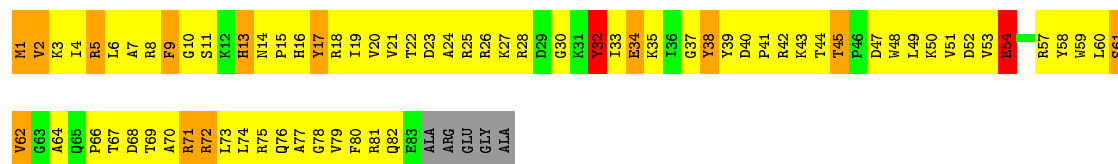
● Molecule 15: 30S RIBOSOMAL PROTEIN S15

Chain AO: 



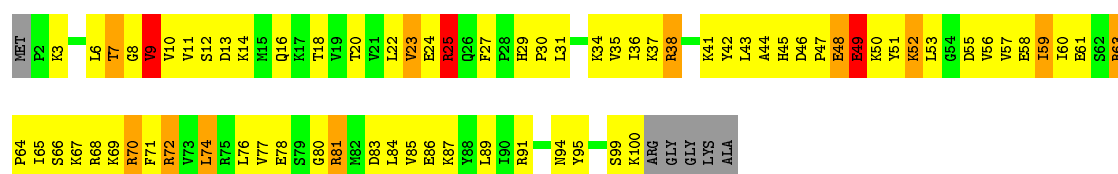
● Molecule 16: 30S RIBOSOMAL PROTEIN S16

Chain AP:  11% 66% 15% 6%




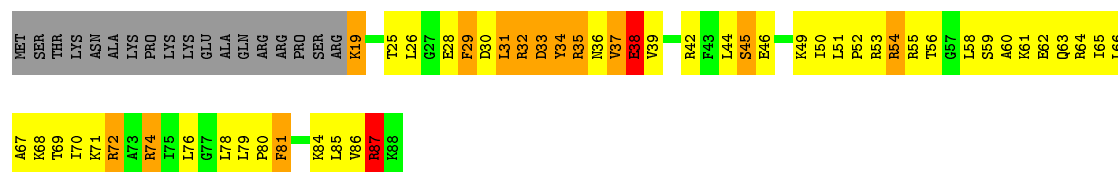
● Molecule 17: 30S RIBOSOMAL PROTEIN S17

Chain AQ: 



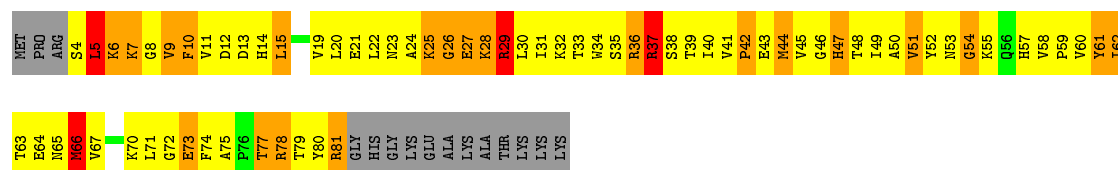
- Molecule 18: 30S RIBOSOMAL PROTEIN S18

Chain AR: 





● Molecule 19: 30S RIBOSOMAL PROTEIN S19

Chain AS: 

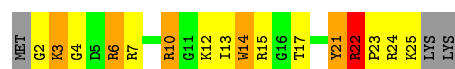


● Molecule 20: 30S RIBOSOMAL PROTEIN S20

Chain AT: 



• Molecule 21: 30S RIBOSOMAL PROTEIN THX





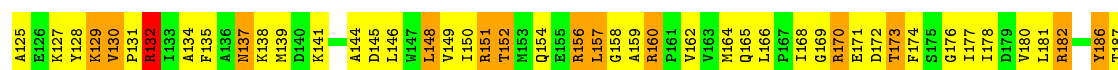
• Molecule 22: TRNA

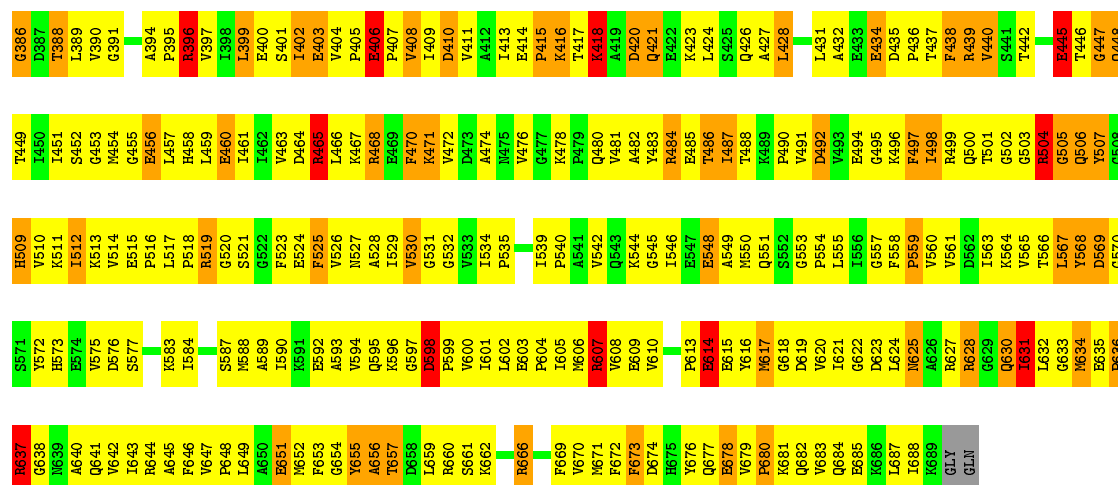


• Molecule 23: MRNA

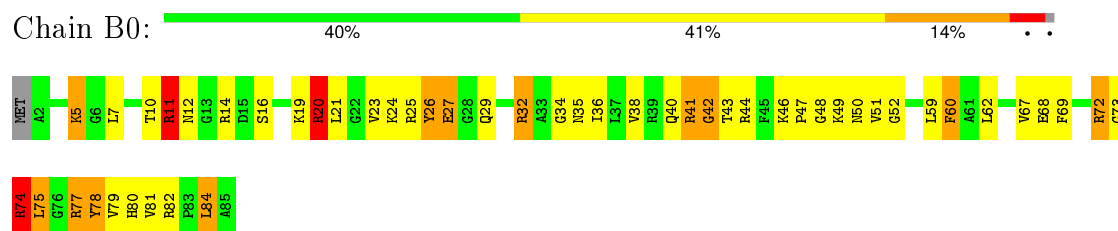


• Molecule 24: ELONGATION FACTOR G

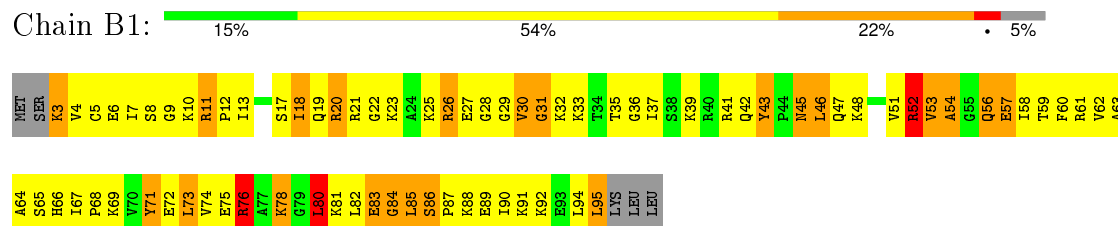




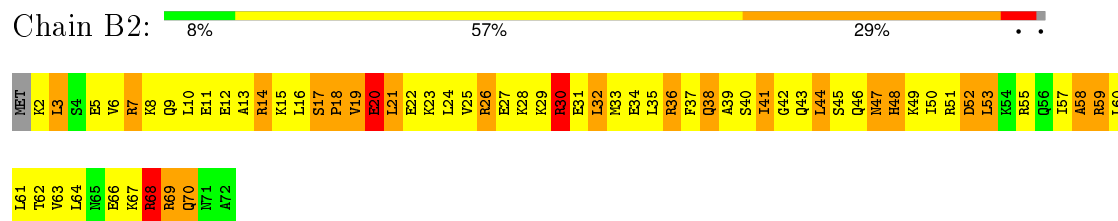
• Molecule 25: 50S RIBOSOMAL PROTEIN L27



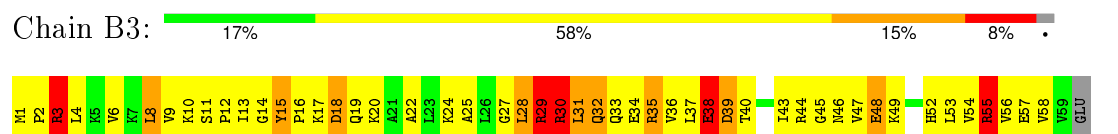
• Molecule 26: 50S RIBOSOMAL PROTEIN L28



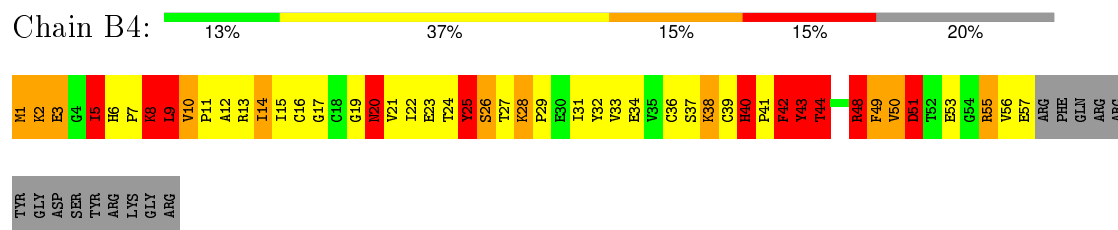
• Molecule 27: 50S RIBOSOMAL PROTEIN L29



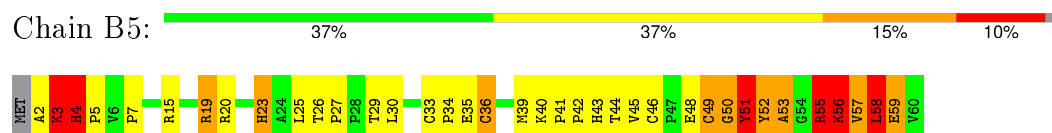
• Molecule 28: 50S RIBOSOMAL PROTEIN L30



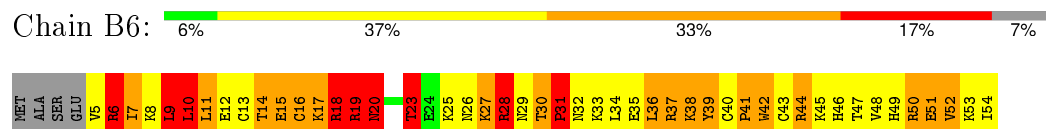
• Molecule 29: 50S RIBOSOMAL PROTEIN L31



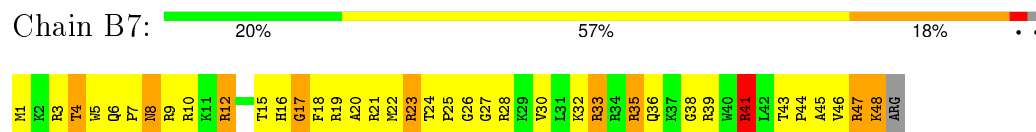
- Molecule 30: 50S RIBOSOMAL PROTEIN L32



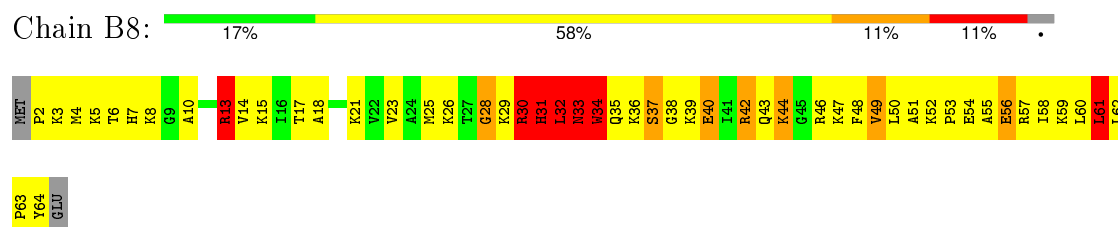
- Molecule 31: 50S RIBOSOMAL PROTEIN L33



- Molecule 32: 50S RIBOSOMAL PROTEIN L34



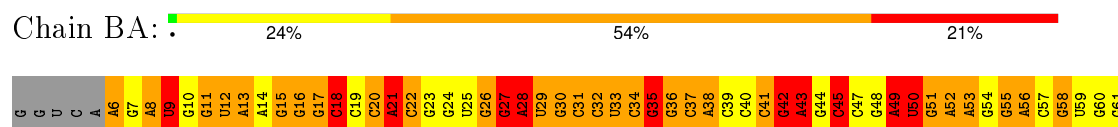
- Molecule 33: 50S RIBOSOMAL PROTEIN L35



- Molecule 34: 50S RIBOSOMAL PROTEIN L36



- Molecule 35: 23S RIBOSOMAL RNA

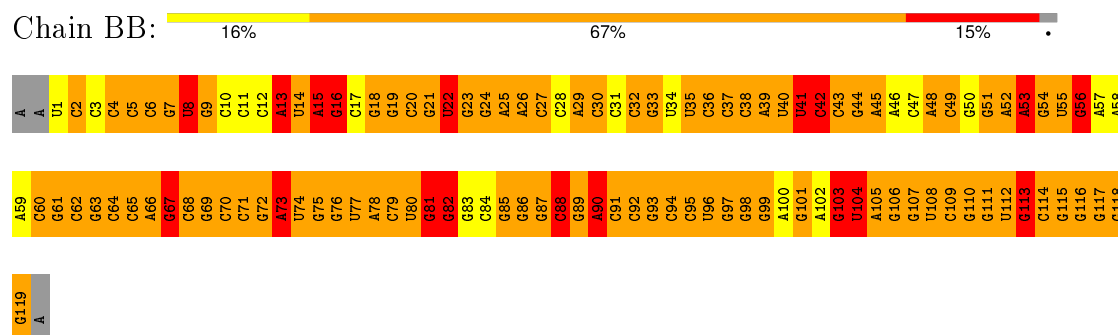


G975A	C915	G854	G794	A734	G674	G636	A578	C516	C455	A394	C337	C277	G952	C192	G123	C62
C916	G916	G855	G795	A735	A675	A637	G579	C517	C456	U395	G338	A278	C283	U193	G124	C63
G977	C917	C856	C796	A736	A676	G638	G581	U519	A457	G395	U339	C279	G284	U194	G125	C64
G978	A918	C857	C797	A737	A677	U639	C581	U519	G458	G397	A340	C280	A285	A195	A126	C65
G979	G919	U858	C798	G738	C678	C640	G582	G521	U459	G399	G341	G281	A286	A196	A127	C66
A980	G920	G859	G799	G739	C679	C641	G583	G522	A460	G400	G342	A282	A287	A197	G128	C67
A981	U921	U860	A800	U740	G680	G642	C584	C523	C461	G401	C343	A283	C288	C198	C129	C68
C982	U922	A861	G801	G741	G681	A643	G585	C524	C462	A402	G344	U284	G289	A199	G130	C69
A983	C923	G862	A802	G742	G682	A644	U586	U524	C463	A403	A345	C285	G290	U200	G131	G70
C984	C924	A863	G803	G743	G683	C645	C587	U525	U464	U404	A346	C286	G291	C201	G132	A71
C985	C925	G864	A804	G744	G684	A646	U588	A526	C465	C405	A347	C287	A282	U202	C133	U72
C986	A926	C865	G805	G745	A685	G647	C589	C527	A466	U405	G348	C288	C263	C203	C134	A73
G987	G927	A866	C806	A746	G686	G648	C590	A528	G467	G406	G349	A289	C264	A204	G135	A74
A988	G928	C867	U807	U747	C687	G649	C591	A529	G468	G407	U350	G290	A285	G205	G136	G75
G989	U930	U868	G808	G748	U688	C650	G592	G530	G469	G408	G351	C291	G266	U206	C137	C76
A990	G931	G869	G809	C749	A689	G651	G593	C531	A470	C409	G352	C292	G267	A207	G139	C77
C991	G932	A870	U810	A750	G690	C652	U594	A532	A471	G410	G353	U293	C268	C208	G139A	A78
C992	A933	C871	U811	A751	C691	A653	C595	A533	A472	G411	G354	A294	U269	C209	G140	G79
G993	G934	A872	C812	A752	C692	A654	G596	U534	G473	A412	G355	C295	A270	C210	A141	G80
C994	C935	C873	U813	C753	C693	G654A	U597	C535	G474	C413	G356	C296	A271	A211	A142	G81
C995	C936	C874	C814	C754	C694	C654B	G598	A536	G475	C414	A357	C297	A271A	G212	C142A	G82
A996	U937	C875	G815	C755	G695	G654C	G599	C537	A476	A415	U358	A298	C271B	A213	G143	G83
G997	G938	C876	C816	C756	G696	G654D	G600	G538	A477	C416	A359	A299	C271C	G214	C143A	A84
C998	G939	U877	C817	U757	G697	G654E	G601	G539	A478	C417	G360	A300	C271D	G215	C144	G85
G999	G940	A878	G818	C758	C698	G654F	G602	C540	A479	G418	G361	G301	U271E	A216	G145	C86
A1000	A941	C879	A819	G759	A699	C654G	A603	C541	A480	C419	U362	C302	C271F	G217	G146	C87
A1001	G942	G880	A820	G760	G700	G654H	G604	C542	G481	C420	G363	G303	C271G	A218	U147	G88
G1002	U943	C881	A821	A761	G701	G654I	C605	C543	A482	U421	A363A	G304	G271H	G219	C148	G89
G1003	G944	G882	U822	U762	G702	A654J	U606	G544	A483	A422	G363C	U305	C271I	A220	A149	U90
C1004	A945	G883	G823	G763	U703	C654K	U607	C545	C484	A423	G363D	U306	C271J	G221	C150	A92
G1005	G946	C884	A824	A764	G704	G654L	A608	A547	C485	G424	G363E	G307	U271K	A222	C151	G93
C1006	G947	C885	C825	G765	A705	C654M	A609	A548	C486	G425	U363F	G308	C271L	A223	G152	G94
G1007	G948	C886	U826	C766	A706	G654N	G610	G549	C487	C426	A363F	G309	G271M	G224	C153	G94A
A1008	C949	A887	U827	U767	G707	C654O	C611	G551	G488	U427	C364	A311	C271N	G226	G154	G95
A1009	G950	C888	U828	C768	C708	G654P	G612	G552	C489	A428	G365	G312	C271O	A227	C154A	G96
A1010	C951	C889	A829	G769	U709	C654Q	G613	G553	G491	A429	C366	G312	C271P	A228	U155	C97
G1011	G952	A890	G830	G770	G710	C654R	U614	U554	A492	G430	G370	C313	G271Q	A229	U156	G98
U1012	A853	C892	G831	C771	G711	G654S	U614A	U555	G493	U431	A371	A314	G271R	G230	U157	U99
G1013	G954	C893	G832	C772	G712	C654T	G614B	G556	G494	A432	G372	G315	G271S	U230	U158	G100
G1015	C955	C894	U833	U773	G713	A654U	A614C	U557	G495	C433	U373	C316	C271T	C231	G171	G102
G1016	G956	U895	C834	A774	U714	A654V	G615	G558	G496	U434	A374	G317	C271U	G232	C172	A103
G1017	A957	G896	A835	G775	G715	G655	G616	G559	A497	C435	C375	C318	G271V	A233	G173	U104
C1018	U958	C897	G836	A776	A716	G656	C618	C560	G498	C436	C376	C319	G271W	C234	C174	C105
U1019	A959	C898	C837	A777	G717	U657	G619	G561	U499	G437	C377	A320	C271X	U235	G175	G106
U1020	C961	A900	U839	G778	A718	C658	G620	U562	G500	G438	C378	G321	U271Y	C236	G176	C107
A1021	G962	A901	C840	U779	C719	C659	A621	G563	A501	G440	G379	A322	C271Z	C237	G177	U108
U1022	U963	C902	A841	G780	C720	G660	G622	C564	A502	U441	U380	G323	G272	C238	G178	G109
U1023	C964	G903	A722	A781	C721	C661	G623	C565	U503	G442	G381	A324	U272A	U239	G179	G110
G1024	G965	C904	G842	A782	A723	G662	C624	U566	U504	A443	G382	G325	G272B	G240	G180	A111
U1025	G966	U905	C844	A783	G723	G663	G625	A567	A505	C444	U383	G326	G272C	A241	A181	U112
G1026	C967	G906	G845	A784	U724	C664	U626	U568	G506	C445	U384	G327	G272D	G242	A182	G113
A1027	G968	C907	G846	G785	G725	C665	A627	U569	A507	G446	C385	U328	G272E	U243	C183	U114
U1028	U969	C908	U847	C786	G726	G666	G628	G570	U508	A447	G386	G329	C272F	A244	C184	C115
A1029	G970	A909	G848	U787	A727	U667	G629	A571	C509	U448	U387	A330	C272G	G245	U185	C116
G1030	C971	U910	A849	A788	G728	G668	G630	A572	C510	A449	G388	A331	G272H	C246	G186	G117
G1031	G972	A911	C850	A789	G729	G669	A631	U573	U511	G450	G389	A332	U272I	G247	G187	A118
A1032	A973	C912	U851	C790	C730	A670	A632	C574	U512	C451	A390	G333	C272J	G248	G188	A119
U1033	G974	U913	G852	C791	C732	C671	A633	A575	A513	G452	G391	C334	G272K	C249	G189	U120
G1034	C975	C914	G853	A793	G733	C673	C635	U576	A514	C453	C392	C335	G272L	G250	A190	G121
								G577	A515	A454	C393	C336	A276	A251	A191	G122

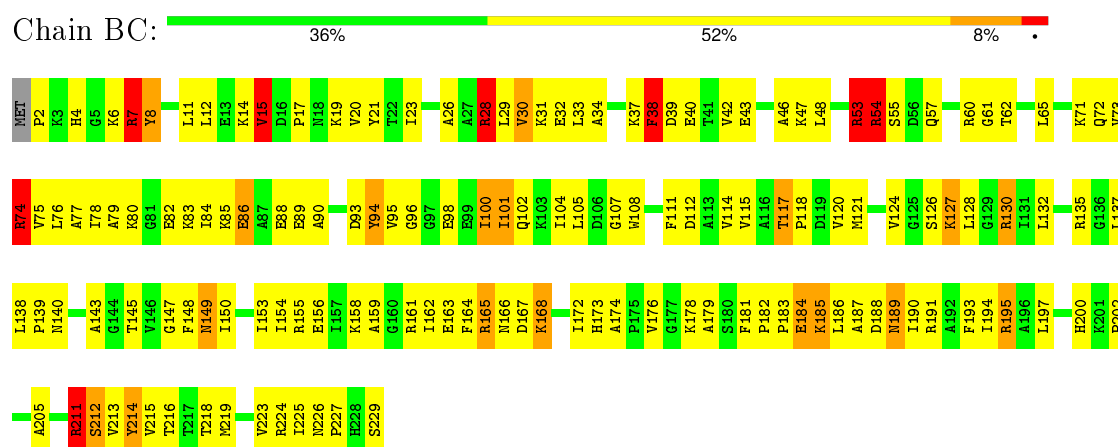
G1899	G1830	G1770	G1694	C1574	C1513	U1453	A1395	U1335	A1275	G1216	A1155	A1095	U1035
A1900	G1831	C1771	G1695	C1575	U1514	G1455	U1396	A1336	A1276	C1217	A1156	A1096	G1036
A1901	C1832	G1772	G1696	U1576	G1515	G1456	U1397	A1337	G1277	G1218	G1157	A1097	G1037
G1902	U1833	A1773	G1697	C1577	C1516	A1457	C1398	G1338	A1278	G1219	C1158	A1098	C1038
G1903	U1834	G1774	G1698	U1578	G1517	G1458	C1399	G1339	G1279	A1220	U1159	G1099	G1039
G1904	U1835	U1775	G1699	A1579	U1518	G1459	G1400	U1340	G1280	G1221	G1160	C1100	G1040
G1905	C1836	G1776	A1700	C1600	G1519	A1460	G1401	U1341	G1281	C1221A	C1161	U1101	G1041
G1906	C1837	U1777	A1701	G1581	G1520	G1461	C1402	A1342	U1282	C1222	G1162	C1102	G1042
G1907	G1838	U1778	G1702	C1582	U1523	C1462	C1403	G1343	G1283	C1223	G1163	A1103	G1043
C1908	G1839	U1779	G1703	A1583	G1524	C1463	C1404	G1344	A1284	C1224	G1164	C1104	G1044
C1909	G1840	A1780	G1704	C1584	G1525	C1464	U1405	C1345	G1285	G1225	U1165	A1045	G1045
G1910	U1841	G1781	G1705	A1586	G1526	G1465	U1406	G1346	A1286	A1226	C1166	G1106	A1046
U1911	C1842	C1782	U1706	A1587	G1527	G1466	C1407	G1347	A1287	G1227	U1167	G1107	G1047
A1912	C1843	A1783	G1707	C1588	A1528	C1467	C1408	G1348	U1288	G1228	G1168	U1108	A1048
A1913	C1844	A1784	C1708	C1589	A1529	C1468	C1409	A1349	C1289	G1229	G1169	C1109	G1049
C1914	G1845	A1785	G1709	U1590	G1529	A1469	U1410	C1350	C1290	C1230	G1170	G1110	A1050
G1915	G1846	A1786	G1710	G1591	C1530	G1470	C1411	C1351	C1291	G1231	G1171	A1111	G1051
A1916	G1847	A1787	C1711	C1592	C1531	A1471	A1412	U1352	U1292	G1232	G1172	G1112	C1052
U1917	A1848	C1712	G1712	G1593	C1532	A1472	G1413	A1353	C1293	C1233	A1174	U1113	C1053
A1918	G1849	U1713	G1713	G1594	G1533	G1473	G1414	A1354	U1294	U1234	U1175	G1114	A1054
A1919	G1850	U1714	A1694	A1595	U1534	C1474	U1415	G1355	C1295	G1235	G1176	G1115	G1055
C1920	U1851	G1717	G1649	A1596	A1535	G1475	G1416	G1356	G1296	G1236	A1177	C1116	G1056
G1921	G1852	G1718	C1656	A1597	C1536	C1476	C1417	U1357	C1297	A1237	C1178	G1117	A1057
A1922	G1853	G1719	C1657	C1598	G1537	A1477	A1418	G1358	G1298	G1238	C1179	C1118	G1058
U1923	A1854	U1720	G1658	C1599	G1538	G1478	G1419	A1359	G1299	G1239	C1180	C1119	G1059
C1924	G1855	G1721	U1659	C1600	G1539	G1479	U1420	A1360	U1300	U1240	C1181	G1120	U1060
G1925	G1856	A1722	G1660	G1601	U1540	G1480	G1421	G1361	A1301	A1241	A1182	G1121	U1061
U1926	G1857	G1723	C1661	U1602	G1541	U1481	G1422	C1362	A1302	A1242	G1183	G1122	G1062
A1927	G1858	U1724	C1662	A1603	A1542	G1482	G1423	C1363	G1303	G1243	G1184	C1123	G1063
U1928	C1859	A1741	G1663	C1604	C1543	G1484	G1424	G1364	C1304	G1244	C1185	C1124	C1064
G1929	G1860	G1742	A1664	C1605	A1544	G1485	G1425	A1365	C1305	G1245	G1186	G1125	U1065
G1930	G1861	C1743	A1665	G1606	A1545	A1486	G1426	A1366	C1306	A1246	G1187	A1126	U1066
U1931	G1862	C1744	G1666	C1607	C1546	G1487	A1427	A1367	A1307	A1247	U1188	A1127	A1067
A1932	G1863	C1745	G1667	A1608	C1547	G1488	G1428	G1368	A1308	G1248	A1189	A1128	G1068
G1933	U1864	A1746	A1668	A1609	C1548	U1489	C1429	G1369	G1309	U1249	G1190	A1129	A1069
C1934	G1865	G1747	A1669	A1610	C1549	A1490	C1430	C1370	G1310	G1250	G1191	U1130	A1070
G1935	G1866	G1747	C1670	C1611	C1550	G1491	U1431	G1371	G1311	C1251	G1192	G1131	G1071
A1936	A1876	G1747A	U1671	C1612	C1551	G1492	C1432	U1372	U1312	G1252	G1193	A1132	C1072
A1937	A1877	G1748	C1672	G1613	G1552	C1493	U1433	A1373	U1313	A1253	A1194	U1133	A1073
A1938	G1878	A1749	U1673	A1614	A1553	A1494	A1434	G1374	C1314	A1254	G1195	C1135	G1074
U1939	G1879	G1750	G1674	C1615	A1554	A1495	G1435	C1375	C1315	U1255	C1196	G1136	C1075
C1940	C1880	C1751	A1675	A1616	G1555	A1496	G1436	C1376	U1316	G1256	G1197	G1137	G1076
C1941	C1881	G1752	A1676	C1617	C1556	U1497	C1437	G1377	A1317	C1257	U1198	G1138	A1077
C1942	C1882	C1753	A1677	A1618	C1557	C1498	U1438	A1378	C1258	G1258	U1199	G1139	U1078
U1943	C1883	G1754	G1678	G1619	A1558	C1499	A1439	A1379	G1259	G1259	C1200	C1140	C1079
U1944	A1884	A1755	U1679	G1620	G1559	G1500	G1440	G1380	C1320	G1260	C1201	U1141	C1080
G1945	A1885	G1756	U1680	U1621	G1560	C1501	G1441	G1381	A1321	C1261	C1202	U1142	U1081
U1946	C1886	U1757	G1681	G1622	G1561	C1502	G1442	G1382	A1322	A1262	G1203	A1142A	U1082
C1947	C1887	G1758	G1682	G1623	A1562	U1503	G1443	C1383	U1323	U1263	A1204	A1143	U1083
G1948	G1888	A1759	C1683	G1624	G1563	C1504	G1444	A1384	G1324	G1264	U1205	G1144	A1084
G1949	A1889	U1760	C1684	C1625	C1564	C1505	A1445	G1385	G1325	A1265	G1206	C1145	A1085
G1950	A1890	A1761	C1685	G1626	C1565	C1506	C1445A	C1386	U1326	G1266	C1207	C1146	A1086
U1951	G1891	A1762	C1686	G1627	A1566	A1507	C1446	C1387	C1327	U1267	C1208	C1147	G1087
A1952	C1892	G1763	G1687	A1567	G1567	A1508	G1447	G1388	G1328	A1268	G1209	A1148	A1088
A1953	C1893	G1764	U1688	U1629	G1568	A1509	G1448	G1389	U1329	A1269	A1210	G1149	G1089
G1954	C1894	C1765	A1689	G1630	A1569	A1509A	A1449	U1390	C1330	C1270	U1211	C1150	U1090
U1955	C1895	G1766	A1690	C1631	A1570	A1509B	G1450	U1391	A1331	G1271	G1212	G1151	G1091
U1956	G1896	C1767	A1631A	A1571	C1450A	G1510	C1450A	A1392	G1332	A1272	G1213	C1152	C1092
C1957	G1897	U1768	A1632	A1572	C1451	G1511	C1451	A1393	C1333	U1273	A1214	C1153	G1093
U1958	U1898	G1769	U1693	G1633	G1573	U1512	A1452	U1394	G1334	A1274	G1215	G1154	U1094

C2871	G2811	A2748	U2889	G2609	U2449	G2388	G2329	A2268	A2189	C2139	U2079	A2019	G1959
C2872	G2812	A2749	C2690	C2510	A2450	U2390	G2330	G2270	C2200	C2140	G2080	A2020	A1960
A2873	C2813	G2750	C2691	U2511	A2451	G2391	G2331	G2271	C2201	G2081	C2081	A2021	C1961
C2874	C2814	A2572	C2692	C2512	C2452	A2392	U2332	U2272	C2202	C2142	A2082	U2022	C1962
C2875	A2815	C2573	A2693	G2513	A2453	C2393	G2333	A2273	U2203	C2143	G2083	G2023	U1963
C2876	G2816	G2574	G2694	U2514	G2454	C2394	G2334	A2274	C2205	U2144	C2084	G2024	U1964
G2877	C2817	C2575	C2695	G2515	G2455	C2395	A2335	C2275	G2206	C2145	C2085	C2025	C1965
U2878	U2818	G2576	U2696	G2516	A2456	G2396	A2336	G2276	G2207	C2146	U2086	C2026	A1966
C2879	G2819	A2577	G2697	C2517	U2457	G2397	G2337	G2277	A2208	G2147	G2087	G2027	C1967
C2880	A2820	G2578	U2698	A2518	A2458	U2398	G2338	A2278	U2218	G2148	G2088	U2028	G1968
C2881	C2821	C2579	A2699	U2519	A2459	G2399	G2339	G2279	C2219	G2149	U2089	G2029	A1969
A2882	G2822	U2580	G2700	C2520	U2460	G2400	G2340	G2280	G2220	U2150	G2090	A2030	A1970
A2883	A2823	G2581	C2701	C2521	C2461	U2401	G2341	C2281	G2221	G2151	U2091	A2031	A1971
U2884	G2824	A2582	U2702	U2522	U2462	C2402	C2342	G2282	G2222	G2152	U2092	G2032	A1972
C2885	C2825	U2583	C2703	G2523	C2463	C2403	G2343	C2283	G2223	G2153	G2093	A2033	C1973
C2886	G2826	U2584	C2704	G2524	C2464	A2404	U2344	C2284	G2224	C2154	G2094	U2034	C1974
U2887	G2827	U2585	A2705	G2525	C2465	G2405	G2345	C2285	A2225	G2155	C2095	G2035	G1975
C2888	C2828	C2586	G2706	G2526	C2466	U2406	A2346	A2286	C2226	G2156	U2096	C2036	U1976
C2889	C2829	A2587	G2707	C2527	C2467	G2407	C2347	A2287	A2227	G2157	C2097	G2037	A1977
G2890	G2830	U2588	G2708	U2528	G2468	U2408	U2348	G2288	G2228	A2158	U2098	G2038	A1978
A2892	C2831	A2589	U2709	G2529	A2469	G2409	C2350	G2289	G2229	G2159	U2099	C2039	C1979
C2893	G2832	U2590	C2710	A2530	C2470	G2410	C2351	G2290	G2230	G2160	G2100	C2040	G1980
G2894	C2833	C2591	A2711	A2531	C2471	A2411	G2351	U2291	C2231	C2161	U2101	U2041	A1981
U2895	A2834	G2592	U2712	G2532	G2472	G2412	A2352	C2292	U2232	G2162	U2102	A2042	C1982
C2896	C2835	U2593	U2712A	A2533	U2473	G2413	G2353	C2293	U2233	C2163	C2103	G2043	C1983
U2897	U2836	C2594	A2534	A2534	C2474	G2414	G2354	C2294	G2234	C2164	G2104	C2044	G1984
U	G2837	G2595	G2535	G2535	C2475	G2415	C2355	G2295	G2235	G2165	C2105	C2045	A1985
G	C2838	U2596	G2536	G2536	A2476	A2416	C2356	U2296	G2236	C2166	G2106	G2046	A1986
A	U2839	G2597	U2537	U2537	C2477	G2417	U2357	C2297	G2237	U2167	C2107	U2047	G1987
C	C2840	A2598	C2538	C2538	A2478	A2418	C2358	A2298	G2238	G2168	C2108	G2048	C1988
C	C2841	G2599	C2539	C2539	G2479	U2419	C2359	C2299	G2239	A2169	U2109	G2049	C1989
C	G2842	A2600	C2540	C2540	C2480	G2420	A2360	G2300	C2240	A2170	G2110	C2050	C1990
C	U2843	C2601	A2541	A2541	G2481	C2421	A2361	C2301	A2241	A2051	C2111	A2051	U1991
U	G2844	A2602	G2542	G2542	C2482	A2422	C2362	G2302	G2242	G2052	G2112	G2052	U1992
U	G2845	G2603	G2543	G2543	C2483	U2423	C2363	G2303	U2243	C2053	U2113	G2053	U1993
U	U2846	C2604	G2544	G2544	G2484	C2424	C2364	G2304	U2244	A2054	A2114	A2054	C1994
U	G2847	U2605	G2545	G2545	G2485	A2425	G2365	A2305	U2245	G2055	G2115	G2055	U1995
U	U2848	C2606	U2546	U2546	G2486	A2426	A2366	C2306	G2246	G2056	G2116	G2056	C1996
U	A2849	G2607	U2547	U2547	G2487	C2427	G2367	G2307	A2247	A2057	A2117	A2057	G1997
U	C2850	G2608	G2548	G2548	A2488	G2428	C2368	G2308	C2248	A2058	U2118	A2058	G1998
U	A2851	U2609	G2549	G2549	G2489	G2429	A2369	A2309	U2249	A2059	A2119	A2059	C1999
U	G2852	C2610	C2550	C2550	G2490	A2430	G2370	A2310	G2250	A2060	G2120	A2060	G2000
U	C2853	U2611	C2551	C2551	U2491	A2431	G2371	A2311	G2251	G2061	G2121	G2061	A2001
U	U2854	G2612	U2552	U2552	U2492	A2432	G2372	U2312	G2252	G2182	U2122	A2062	G2002
U	G2855	U2613	G2553	G2553	U2493	A2433	G2373	C2313	G2253	C2183	G2123	C2063	G2003
U	C2856	A2614	U2554	U2554	G2494	A2434	C2374	G2314	C2254	G2184	G2124	C2064	G2004
U	U2857	U2615	U2555	U2555	G2495	A2435	G2375	G2315	G2255	C2185	G2125	C2065	A2005
U	C2858	C2616	C2556	C2556	C2496	G2436	A2376	C2316	G2256	A2126	A2126	C2066	C2006
U	G2859	G2617	G2557	G2557	A2497	U2437	A2377	C2317	U2257	G2187	G2127	G2067	G2007
U	A2860	U2618	C2558	C2558	C2498	U2438	A2378	G2318	C2258	C2188	C2128	U2068	C2008
U	G2861	C2619	C2559	C2559	C2499	A2439	G2379	G2319	G2259	U2189	C2129	G2069	G2009
U	U2862	C2620	G2560	G2560	U2500	C2440	C2380	A2320	G2260	G2190	U2130	G2070	G2010
U	C2863	A2621	A2561	A2561	C2501	C2441	C2381	A2321	C2261	A2071	G2131	A2071	U2011
U	U2864	C2622	U2562	U2562	G2502	C2442	G2382	A2322	U2262	G2192	U2132	G2072	G2012
U	G2865	G2623	C2563	C2563	A2503	C2443	C2383	A2323	G2263	C2193	G2133	C2073	A2013
U	C2866	G2624	U2564	U2564	U2504	G2444	G2384	C2324	C2264	G2194	A2134	U2074	A2014
U	U2867	A2565	A2565	A2565	G2505	G2445	C2385	C2325	U2265	C2195	A2135	U2075	A2015
U	A2868	G2626	U2566	U2566	U2506	G2446	C2386	G2326	A2266	C2196	C2136	U2076	U2016
U	G2869	G2627	C2567	C2567	U2507	G2447	U2387	A2327	U2267	U2197	C2137	A2077	U2017
U	C2870	U2628	C2568	C2568	G2508	A2448	A2388	A2328	A2268	U2198	C2138	C2078	G2018

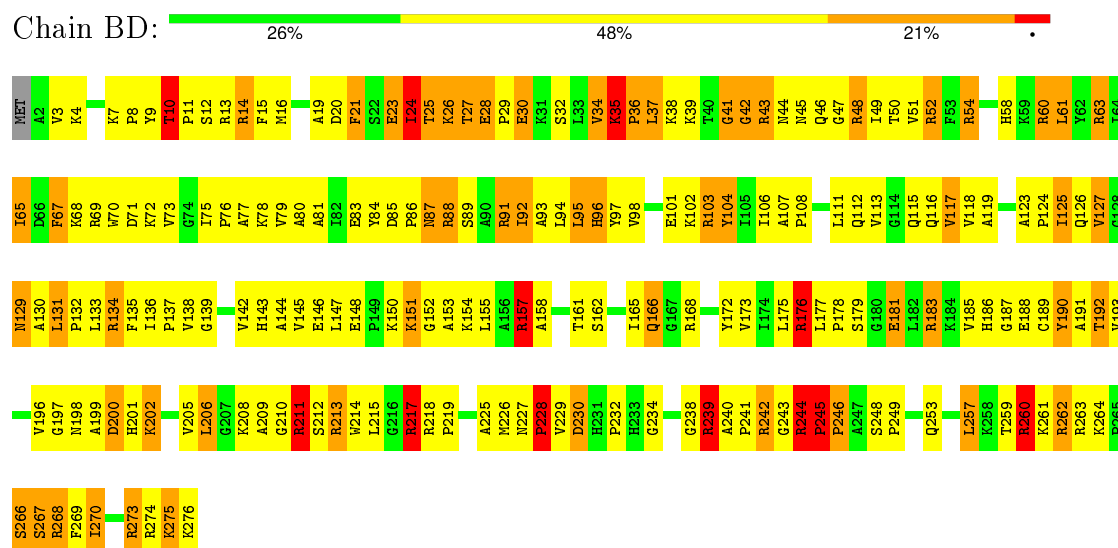
- Molecule 36: 5S RIBOSOMAL RNA



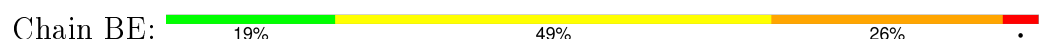
- Molecule 37: 50S RIBOSOMAL PROTEIN L1

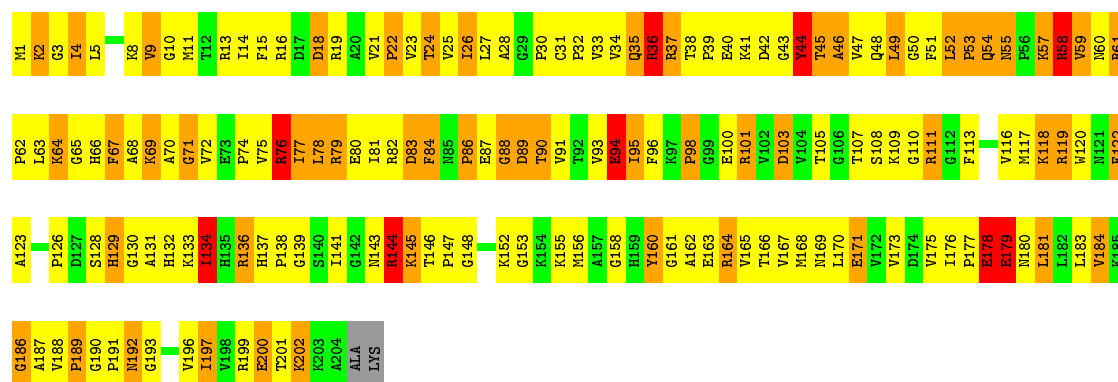


- Molecule 38: 50S RIBOSOMAL PROTEIN L2



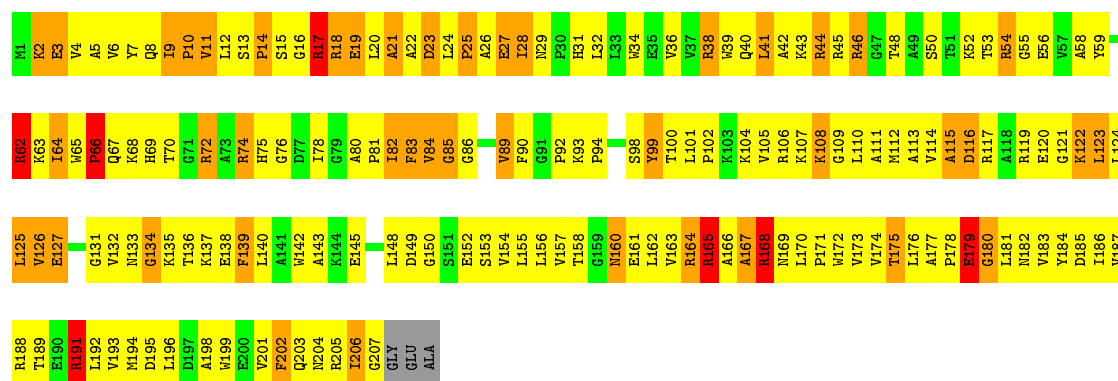
- Molecule 39: 50S RIBOSOMAL PROTEIN L3





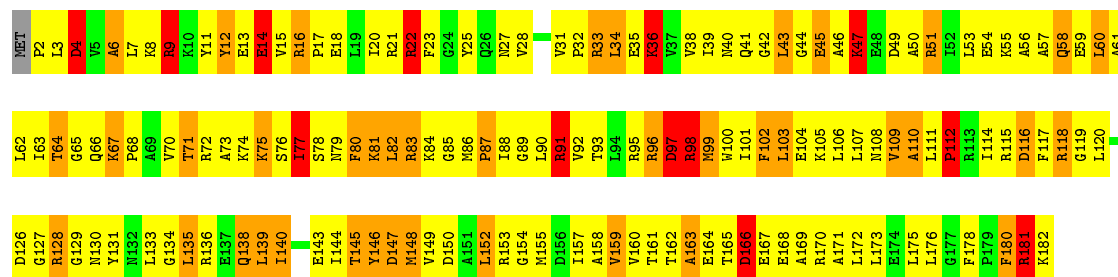
• Molecule 40: 50S RIBOSOMAL PROTEIN L4

Chain BF: 17% 58% 21% • •



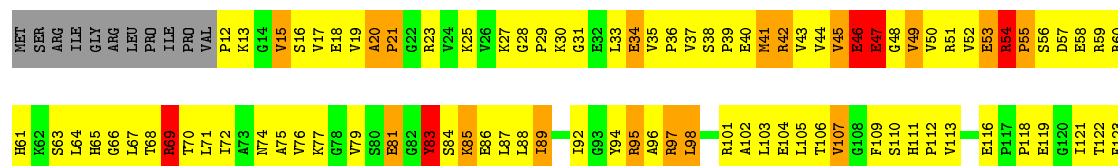
• Molecule 41: 50S RIBOSOMAL PROTEIN L5

Chain BG: 15% 55% 22% 7% •



• Molecule 42: 50S RIBOSOMAL PROTEIN L6

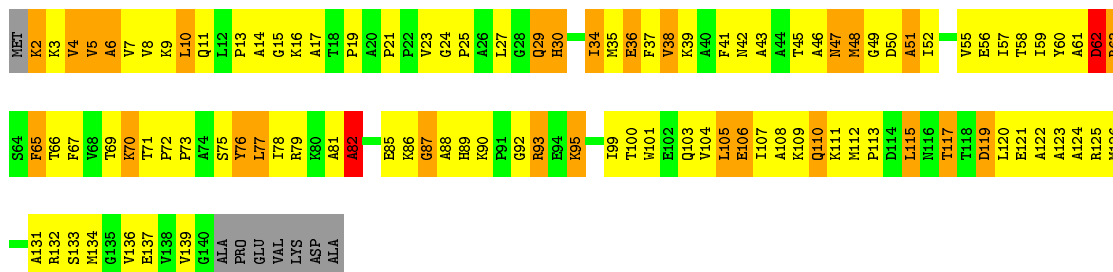
Chain BH: 17% 53% 18% • 8%





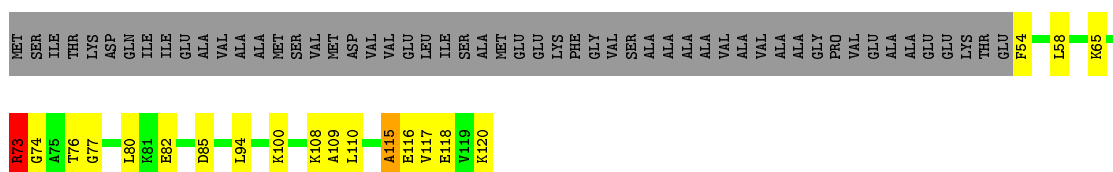
● Molecule 43: 50S RIBOSOMAL PROTEIN L11

Chain BK:  24% 51% 18% 5%



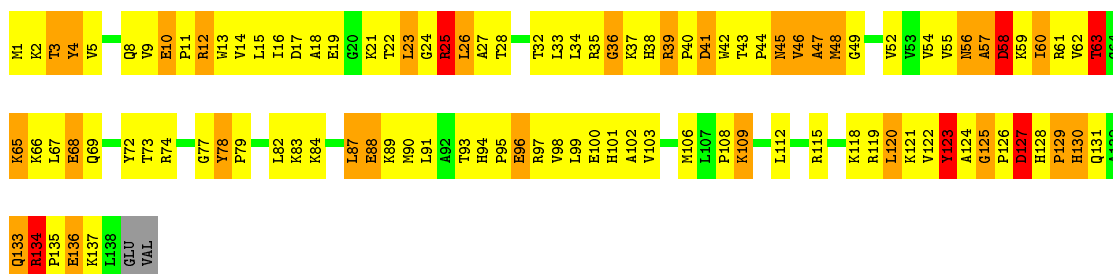
- Molecule 44: 50S RIBOSOMAL PROTEIN L7/L12

Chain BL: 39% 15% .. 45%




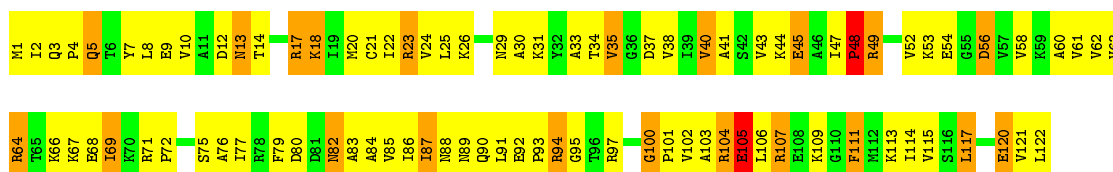
• Molecule 45: 50S RIBOSOMAL PROTEIN L13

Chain BN:  21% 52% 21% .




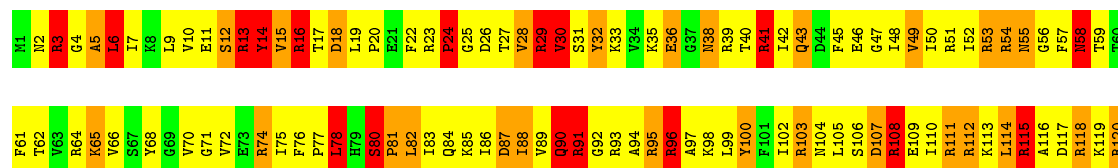
- Molecule 46: 50S RIBOSOMAL PROTEIN L14


Chain BO: 



● Molecule 47: 50S RIBOSOMAL PROTEIN L15

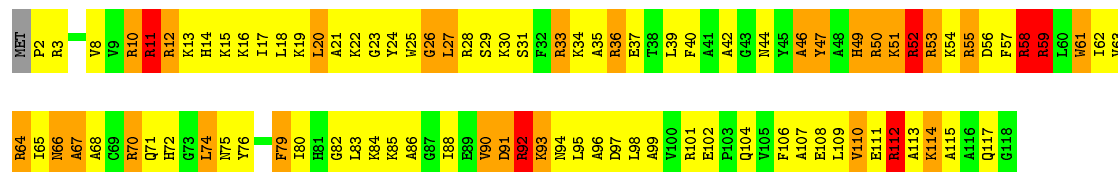
Chain BP: 





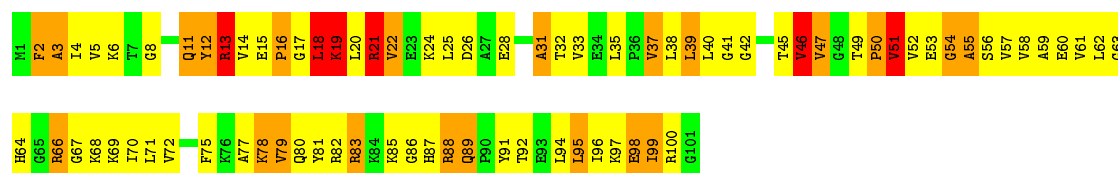
• Molecule 52: 50S RIBOSOMAL PROTEIN L20

Chain BU: 20% 52% 22% 5%



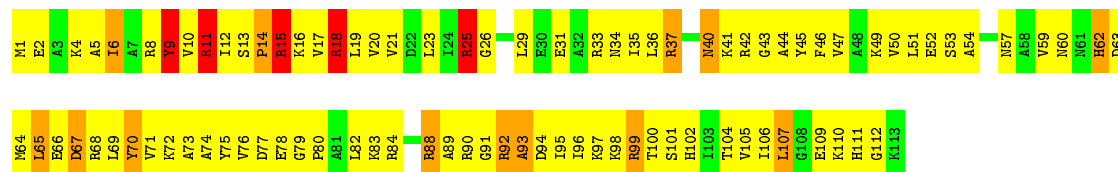
• Molecule 53: 50S RIBOSOMAL PROTEIN L21

Chain BV: 21% 51% 22% 6%



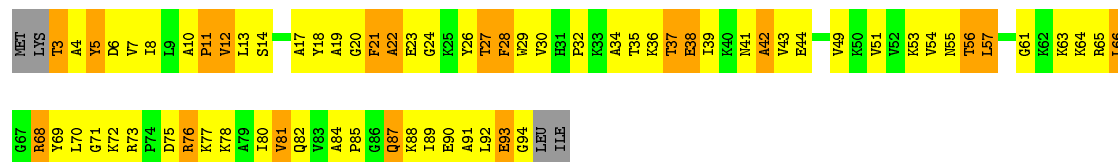
• Molecule 54: 50S RIBOSOMAL PROTEIN L22

Chain BW: 19% 65% 12%



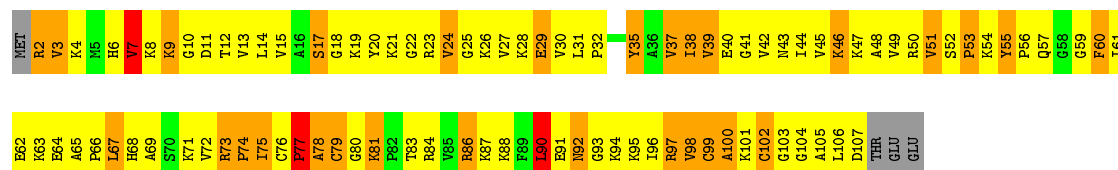
• Molecule 55: 50S RIBOSOMAL PROTEIN L23

Chain BX: 23% 53% 20%

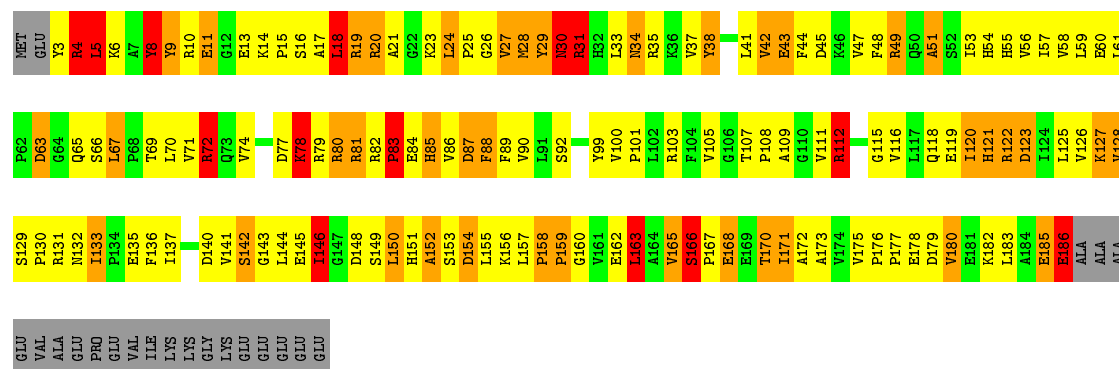


• Molecule 56: 50S RIBOSOMAL PROTEIN L24

Chain BY: 9% 58% 26%



Chain BZ:



4 Experimental information

Property	Value	Source
Reconstruction method	SINGLE PARTICLE	Depositor
Imposed symmetry	POINT, Not provided	Depositor
Number of images	Not provided	Depositor
Resolution determination method	Not provided	Depositor
CTF correction method	DEFOCUS GROUPS	Depositor
Microscope	OTHER	Depositor
Voltage (kV)	300	Depositor
Electron dose ($e^-/\text{\AA}^2$)	20	Depositor
Minimum defocus (nm)	2000	Depositor
Maximum defocus (nm)	4000	Depositor
Magnification	39000	Depositor
Image detector	KODAK SO163 FILM	Depositor

5 Model quality ⓘ

5.1 Standard geometry ⓘ

Bond lengths and bond angles in the following residue types are not validated in this section: GDP, FUA

The Z score for a bond length (or angle) is the number of standard deviations the observed value is removed from the expected value. A bond length (or angle) with $|Z| > 5$ is considered an outlier worth inspection. RMSZ is the root-mean-square of all Z scores of the bond lengths (or angles).

Mol	Chain	Bond lengths		Bond angles	
		RMSZ	# Z >2	RMSZ	# Z >2
1	AA	2.73	2519/36190 (7.0%)	2.44	3195/56486 (5.7%)
10	AJ	1.33	0/807	1.53	8/1085 (0.7%)
11	AK	1.40	1/900 (0.1%)	1.50	6/1213 (0.5%)
12	AL	1.42	1/986 (0.1%)	1.58	13/1320 (1.0%)
13	AM	1.33	0/998	1.68	17/1336 (1.3%)
14	AN	1.52	1/501 (0.2%)	1.72	9/664 (1.4%)
15	AO	1.36	1/745 (0.1%)	1.58	9/992 (0.9%)
16	AP	1.47	1/716 (0.1%)	1.59	11/963 (1.1%)
17	AQ	1.43	1/836 (0.1%)	1.57	11/1117 (1.0%)
18	AR	1.41	1/579 (0.2%)	1.56	12/768 (1.6%)
19	AS	1.30	0/642	1.50	6/865 (0.7%)
2	AB	1.36	3/1935 (0.2%)	1.50	19/2609 (0.7%)
20	AT	1.32	0/765	1.53	10/1007 (1.0%)
21	AU	1.50	1/212 (0.5%)	1.82	8/277 (2.9%)
22	AV	2.70	127/1832 (6.9%)	2.42	155/2855 (5.4%)
23	AX	2.50	14/257 (5.4%)	2.35	20/398 (5.0%)
24	AY	1.35	3/5312 (0.1%)	1.53	54/7193 (0.8%)
25	B0	1.32	0/671	1.75	11/892 (1.2%)
26	B1	1.34	1/738 (0.1%)	1.58	9/981 (0.9%)
27	B2	1.32	2/600 (0.3%)	1.60	9/793 (1.1%)
28	B3	1.42	0/472	1.51	5/634 (0.8%)
29	B4	1.28	0/460	1.67	9/621 (1.4%)
3	AC	1.44	1/1636 (0.1%)	1.59	20/2205 (0.9%)
30	B5	1.26	0/473	1.57	6/639 (0.9%)
31	B6	1.29	0/440	1.71	9/586 (1.5%)
32	B7	1.37	0/426	1.76	9/561 (1.6%)
33	B8	1.35	0/515	1.68	7/679 (1.0%)
34	B9	1.36	1/310 (0.3%)	1.54	3/407 (0.7%)
35	BA	2.69	4845/69972 (6.9%)	2.42	5972/109237 (5.5%)
36	BB	2.63	174/2853 (6.1%)	2.36	226/4451 (5.1%)
37	BC	1.32	1/1774 (0.1%)	1.51	18/2391 (0.8%)
38	BD	1.40	5/2195 (0.2%)	1.62	27/2955 (0.9%)

Mol	Chain	Bond lengths		Bond angles	
		RMSZ	# Z >2	RMSZ	# Z >2
39	BE	1.37	3/1596 (0.2%)	1.52	17/2153 (0.8%)
4	AD	1.38	0/1733	1.56	26/2318 (1.1%)
40	BF	1.36	1/1658 (0.1%)	1.64	27/2244 (1.2%)
41	BG	1.34	1/1499 (0.1%)	1.97	24/2016 (1.2%)
42	BH	1.32	4/1292 (0.3%)	1.50	11/1744 (0.6%)
43	BK	1.27	1/1044 (0.1%)	1.39	8/1416 (0.6%)
44	BL	1.08	0/478	1.54	3/640 (0.5%)
45	BN	1.34	2/1131 (0.2%)	1.52	11/1525 (0.7%)
46	BO	1.40	2/943 (0.2%)	1.55	9/1269 (0.7%)
47	BP	1.38	1/1131 (0.1%)	1.64	20/1504 (1.3%)
48	BQ	1.43	3/1143 (0.3%)	1.59	18/1527 (1.2%)
49	BR	1.35	2/974 (0.2%)	1.57	14/1302 (1.1%)
5	AE	1.45	1/1162 (0.1%)	1.44	9/1564 (0.6%)
50	BS	1.36	1/778 (0.1%)	1.71	13/1036 (1.3%)
51	BT	1.32	0/1155	1.77	33/1542 (2.1%)
52	BU	1.35	1/975 (0.1%)	1.59	18/1297 (1.4%)
53	BV	1.27	0/790	1.55	9/1057 (0.9%)
54	BW	1.33	0/907	1.59	11/1216 (0.9%)
55	BX	1.37	0/739	1.39	5/993 (0.5%)
56	BY	1.29	0/823	1.43	4/1098 (0.4%)
57	BZ	1.41	2/1499 (0.1%)	1.54	16/2035 (0.8%)
6	AF	1.39	0/856	1.57	12/1154 (1.0%)
7	AG	1.34	1/1276 (0.1%)	1.51	12/1709 (0.7%)
8	AH	1.41	1/1136 (0.1%)	1.60	15/1527 (1.0%)
9	AI	1.48	4/1029 (0.4%)	2.08	17/1379 (1.2%)
All	All	2.35	7735/165495 (4.7%)	2.21	10265/246445 (4.2%)

Chiral center outliers are detected by calculating the chiral volume of a chiral center and verifying if the center is modelled as a planar moiety or with the opposite hand. A planarity outlier is detected by checking planarity of atoms in a peptide group, atoms in a mainchain group or atoms of a sidechain that are expected to be planar.

Mol	Chain	#Chirality outliers	#Planarity outliers
1	AA	1	111
10	AJ	0	3
11	AK	0	3
12	AL	0	3
13	AM	0	6
14	AN	0	3
15	AO	0	2
16	AP	0	2
18	AR	0	1

Continued on next page...

Continued from previous page...

Mol	Chain	#Chirality outliers	#Planarity outliers
2	AB	0	10
20	AT	0	7
21	AU	0	1
22	AV	0	4
23	AX	0	2
24	AY	0	19
25	B0	0	3
26	B1	0	3
27	B2	0	5
28	B3	0	4
29	B4	0	1
3	AC	0	1
30	B5	0	1
31	B6	0	3
32	B7	0	2
33	B8	0	3
35	BA	2	161
36	BB	0	2
37	BC	0	7
38	BD	0	8
39	BE	0	6
4	AD	0	14
40	BF	0	4
41	BG	0	4
42	BH	0	5
43	BK	0	5
44	BL	0	3
45	BN	0	5
46	BO	0	4
47	BP	0	6
48	BQ	0	4
49	BR	0	3
5	AE	0	3
50	BS	0	3
51	BT	0	10
52	BU	0	4
53	BV	0	3
54	BW	0	5
55	BX	0	1
56	BY	0	2
57	BZ	0	6
6	AF	0	5

Continued on next page...

Continued from previous page...

Mol	Chain	#Chirality outliers	#Planarity outliers
7	AG	0	11
8	AH	0	8
9	AI	0	9
All	All	3	514

All (7735) bond length outliers are listed below:

Mol	Chain	Res	Type	Atoms	Z	Observed(Å)	Ideal(Å)
35	BA	1696	G	N7-C5	-15.22	1.30	1.39
1	AA	607	A	N7-C5	-14.64	1.30	1.39
35	BA	406	G	N7-C5	-14.28	1.30	1.39
1	AA	1144	G	C8-N7	-14.17	1.22	1.30
1	AA	1129	C	N3-C4	-13.63	1.24	1.33
1	AA	327	A	C6-N1	-13.51	1.26	1.35
1	AA	393	A	N9-C4	-13.43	1.29	1.37
1	AA	332	G	N7-C5	-13.32	1.31	1.39
35	BA	2012	G	N7-C5	-13.18	1.31	1.39
35	BA	503	A	N3-C4	-13.15	1.26	1.34
35	BA	596	G	C8-N7	-13.12	1.23	1.30
35	BA	2576	G	N3-C4	-12.96	1.26	1.35
1	AA	890	G	N9-C8	-12.87	1.28	1.37
22	AV	5	G	N7-C5	-12.82	1.31	1.39
1	AA	548	G	C8-N7	-12.77	1.23	1.30
35	BA	1409	C	C4-C5	-12.74	1.32	1.43
35	BA	2077	A	N7-C5	-12.59	1.31	1.39
35	BA	2639	A	N3-C4	-12.53	1.27	1.34
1	AA	524	G	C8-N7	-12.47	1.23	1.30
1	AA	1405	G	N7-C5	-12.46	1.31	1.39
1	AA	250	A	N9-C4	-12.43	1.30	1.37
35	BA	196	A	N3-C4	-12.33	1.27	1.34
35	BA	1596	A	N3-C4	-12.33	1.27	1.34
35	BA	1842	G	C6-N1	-12.29	1.30	1.39
1	AA	9	G	N7-C5	-12.21	1.31	1.39
35	BA	1946	U	C4-O4	-12.19	1.13	1.23
1	AA	1401	G	N7-C5	-12.06	1.32	1.39
35	BA	1840	G	N7-C5	-12.05	1.32	1.39
1	AA	604	G	N7-C5	-11.99	1.32	1.39
1	AA	897	C	N3-C4	-11.98	1.25	1.33
35	BA	2054	A	N7-C5	-11.96	1.32	1.39
1	AA	1204	A	N7-C5	-11.90	1.32	1.39
35	BA	2251	G	C5-C4	-11.88	1.30	1.38
35	BA	2846	G	N9-C8	-11.87	1.29	1.37

Continued on next page...

Continued from previous page...

Mol	Chain	Res	Type	Atoms	Z	Observed(Å)	Ideal(Å)
1	AA	956	U	C2-N3	-11.86	1.29	1.37
35	BA	2010	G	N7-C5	-11.85	1.32	1.39
35	BA	1964	G	C8-N7	-11.80	1.23	1.30
35	BA	1719	G	C6-N1	-11.79	1.31	1.39
1	AA	1487	G	N7-C5	-11.75	1.32	1.39
1	AA	98	G	C8-N7	-11.74	1.24	1.30
35	BA	2420	C	C4-C5	-11.72	1.33	1.43
1	AA	124	G	N7-C5	-11.71	1.32	1.39
35	BA	143	G	C2-N3	-11.71	1.23	1.32
1	AA	117	G	C8-N7	-11.68	1.24	1.30
1	AA	1529	G	N3-C4	-11.68	1.27	1.35
35	BA	955	C	N1-C6	-11.59	1.30	1.37
1	AA	577	G	N7-C5	-11.59	1.32	1.39
35	BA	1631(A)	A	N7-C5	-11.58	1.32	1.39
1	AA	448	A	C6-N1	-11.57	1.27	1.35
35	BA	1466	G	N7-C5	-11.55	1.32	1.39
1	AA	792	A	C5-C4	-11.54	1.30	1.38
35	BA	2779	U	C4-O4	-11.50	1.14	1.23
1	AA	994	A	C6-N1	-11.46	1.27	1.35
35	BA	1936	A	N9-C4	-11.46	1.30	1.37
35	BA	2717	G	N9-C8	-11.45	1.29	1.37
1	AA	1238	A	N7-C5	-11.38	1.32	1.39
35	BA	2654	A	C5-C4	-11.38	1.30	1.38
1	AA	711	G	C8-N7	-11.37	1.24	1.30
35	BA	975	C	N1-C6	-11.37	1.30	1.37
35	BA	1980	G	C8-N7	-11.36	1.24	1.30
35	BA	1919	A	N7-C5	-11.35	1.32	1.39
35	BA	2595	G	C8-N7	-11.34	1.24	1.30
35	BA	2781	A	N3-C4	-11.33	1.28	1.34
1	AA	191	G	C2-N3	-11.29	1.23	1.32
1	AA	665	A	N9-C4	-11.29	1.31	1.37
35	BA	1297	C	N1-C6	-11.28	1.30	1.37
1	AA	1071	C	N1-C6	-11.26	1.30	1.37
35	BA	686	G	N7-C5	-11.24	1.32	1.39
35	BA	68	G	C2-N2	-11.23	1.23	1.34
35	BA	792	G	N7-C5	-11.22	1.32	1.39
35	BA	1401	G	N7-C5	-11.22	1.32	1.39
35	BA	498	G	N7-C5	-11.21	1.32	1.39
1	AA	1515	C	N1-C6	-11.17	1.30	1.37
35	BA	2333	A	C5-C4	-11.15	1.30	1.38
1	AA	1209	C	N1-C6	-11.14	1.30	1.37
1	AA	1197	G	N1-C2	-11.14	1.28	1.37

Continued on next page...

Continued from previous page...

Mol	Chain	Res	Type	Atoms	Z	Observed(Å)	Ideal(Å)
1	AA	158	G	N7-C5	-11.11	1.32	1.39
35	BA	654(E)	G	N7-C5	-11.10	1.32	1.39
1	AA	1501	C	N3-C4	-11.10	1.26	1.33
35	BA	428	A	N9-C4	-11.09	1.31	1.37
1	AA	31	G	C5-C4	-11.07	1.30	1.38
22	AV	11	A	N7-C5	-11.01	1.32	1.39
35	BA	1226	A	N3-C4	-11.01	1.28	1.34
35	BA	396	G	C6-N1	-11.01	1.31	1.39
35	BA	1129	A	N7-C5	-11.01	1.32	1.39
1	AA	282	A	N3-C4	-10.99	1.28	1.34
35	BA	404	C	N1-C6	-10.98	1.30	1.37
35	BA	1478	G	C8-N7	-10.98	1.24	1.30
1	AA	6	G	N3-C4	-10.97	1.27	1.35
1	AA	1493	A	N3-C4	-10.94	1.28	1.34
35	BA	711	G	N3-C4	-10.93	1.27	1.35
35	BA	2569	G	N3-C4	-10.91	1.27	1.35
35	BA	283	A	N9-C4	-10.89	1.31	1.37
35	BA	152	G	C8-N7	-10.85	1.24	1.30
35	BA	2450	A	N3-C4	-10.84	1.28	1.34
1	AA	947	G	C8-N7	-10.83	1.24	1.30
35	BA	1018	C	N1-C6	-10.82	1.30	1.37
1	AA	1219	U	C4'-C3'	-10.79	1.41	1.53
1	AA	1177	G	C8-N7	-10.78	1.24	1.30
35	BA	1675	C	N1-C6	-10.75	1.30	1.37
35	BA	1416	G	C8-N7	-10.75	1.24	1.30
35	BA	1853	A	N7-C5	-10.74	1.32	1.39
35	BA	1634	A	C5-C6	-10.74	1.31	1.41
1	AA	1399	C	N1-C6	-10.71	1.30	1.37
35	BA	2625	G	N3-C4	-10.66	1.27	1.35
35	BA	317	G	C8-N7	-10.63	1.24	1.30
35	BA	1708	C	N1-C6	-10.62	1.30	1.37
35	BA	2058	A	N9-C8	-10.62	1.29	1.37
36	BB	58	A	N7-C5	-10.62	1.32	1.39
35	BA	2738	A	N7-C5	-10.60	1.32	1.39
35	BA	758	C	C5-C6	-10.58	1.25	1.34
35	BA	1640	C	N1-C6	-10.55	1.30	1.37
35	BA	1562	A	N9-C4	-10.54	1.31	1.37
1	AA	900	A	C6-N1	-10.53	1.28	1.35
1	AA	250	A	C5-C4	-10.53	1.31	1.38
1	AA	583	A	N7-C5	-10.51	1.32	1.39
35	BA	616	G	N7-C5	-10.51	1.32	1.39
1	AA	768	A	N9-C4	-10.51	1.31	1.37

Continued on next page...

Continued from previous page...

Mol	Chain	Res	Type	Atoms	Z	Observed(Å)	Ideal(Å)
35	BA	2117	A	N9-C4	-10.51	1.31	1.37
1	AA	1082	G	C8-N7	-10.50	1.24	1.30
35	BA	2171	A	N3-C4	-10.50	1.28	1.34
1	AA	1249	C	N1-C6	-10.49	1.30	1.37
35	BA	580	C	C5-C6	-10.48	1.25	1.34
35	BA	2112	G	N7-C5	-10.48	1.32	1.39
1	AA	1319	A	C6-N1	-10.47	1.28	1.35
1	AA	103	C	N3-C4	-10.44	1.26	1.33
35	BA	1699	G	N7-C5	10.43	1.45	1.39
1	AA	975	A	C5-C6	-10.41	1.31	1.41
1	AA	1330	U	N3-C4	-10.39	1.29	1.38
35	BA	677	A	N7-C5	-10.38	1.33	1.39
35	BA	2703	C	C4-C5	-10.37	1.34	1.43
35	BA	844	C	N1-C6	-10.37	1.30	1.37
35	BA	2317	C	N1-C6	-10.36	1.30	1.37
35	BA	123	G	N9-C8	-10.36	1.30	1.37
35	BA	2459	A	N7-C5	-10.36	1.33	1.39
35	BA	288	C	C4-C5	-10.36	1.34	1.43
35	BA	1180	C	C5-C6	-10.35	1.26	1.34
35	BA	8	A	C6-N1	-10.34	1.28	1.35
1	AA	290	C	C2-O2	-10.33	1.15	1.24
1	AA	817	C	N1-C6	-10.31	1.30	1.37
35	BA	254	G	N7-C5	-10.31	1.33	1.39
35	BA	481	G	C5-C4	-10.29	1.31	1.38
1	AA	660	G	C8-N7	-10.29	1.24	1.30
35	BA	1099	G	N7-C5	-10.27	1.33	1.39
35	BA	1068	G	C8-N7	-10.26	1.24	1.30
35	BA	1586	A	N7-C5	-10.26	1.33	1.39
1	AA	718	G	N3-C4	-10.24	1.28	1.35
35	BA	2298	A	N9-C4	-10.24	1.31	1.37
1	AA	632	A	C6-N6	-10.23	1.25	1.33
35	BA	145	G	N9-C8	-10.23	1.30	1.37
1	AA	1418	A	N7-C5	-10.22	1.33	1.39
35	BA	909	A	C8-N7	-10.20	1.24	1.31
35	BA	2169	A	N9-C4	-10.18	1.31	1.37
1	AA	199	G	C8-N7	-10.18	1.24	1.30
35	BA	1689	A	C5-C4	-10.17	1.31	1.38
35	BA	204	A	C5-C4	-10.17	1.31	1.38
35	BA	2365	G	C5-C4	-10.17	1.31	1.38
35	BA	2138	C	N1-C6	-10.16	1.31	1.37
35	BA	2894	G	C8-N7	-10.16	1.24	1.30
35	BA	1721	G	N7-C5	-10.16	1.33	1.39

Continued on next page...

Continued from previous page...

Mol	Chain	Res	Type	Atoms	Z	Observed(Å)	Ideal(Å)
35	BA	145	G	N7-C5	-10.14	1.33	1.39
35	BA	483	A	N7-C5	-10.14	1.33	1.39
35	BA	796	C	N1-C6	-10.14	1.31	1.37
1	AA	814	A	N9-C4	-10.13	1.31	1.37
1	AA	746	A	C6-N1	-10.11	1.28	1.35
35	BA	1772	G	N7-C5	-10.10	1.33	1.39
1	AA	662	G	N7-C5	-10.09	1.33	1.39
35	BA	776	G	N7-C5	-10.09	1.33	1.39
1	AA	282	A	C6-N1	-10.09	1.28	1.35
35	BA	2126	A	N7-C5	-10.09	1.33	1.39
35	BA	54	G	N3-C4	-10.08	1.28	1.35
35	BA	31	C	N1-C6	-10.08	1.31	1.37
35	BA	854	G	C8-N7	-10.07	1.25	1.30
35	BA	2029	G	C5-C4	-10.05	1.31	1.38
1	AA	254	G	C8-N7	-10.04	1.25	1.30
1	AA	729	A	N7-C5	-10.04	1.33	1.39
35	BA	1377	G	N7-C5	-10.04	1.33	1.39
1	AA	725	G	N7-C5	-10.04	1.33	1.39
35	BA	2429	G	N1-C2	-10.03	1.29	1.37
35	BA	2367	G	N7-C5	-10.02	1.33	1.39
1	AA	834	C	N1-C6	-10.01	1.31	1.37
35	BA	1935	G	C6-N1	-10.01	1.32	1.39
1	AA	1156	G	C8-N7	-10.00	1.25	1.30
35	BA	1077	A	N3-C4	-9.98	1.28	1.34
35	BA	1819	A	N9-C8	-9.98	1.29	1.37
35	BA	2042	A	C8-N7	-9.98	1.24	1.31
1	AA	1324	A	C6-N1	-9.95	1.28	1.35
35	BA	2565	A	N9-C4	-9.95	1.31	1.37
35	BA	2834	G	N1-C2	-9.94	1.29	1.37
1	AA	111	G	C8-N7	-9.94	1.25	1.30
22	AV	6	G	N3-C4	-9.92	1.28	1.35
1	AA	539	A	N7-C5	-9.92	1.33	1.39
35	BA	230	U	C2-N3	-9.91	1.30	1.37
35	BA	272(C)	G	C8-N7	-9.91	1.25	1.30
1	AA	1227	A	N7-C5	-9.90	1.33	1.39
1	AA	596	C	N1-C6	-9.89	1.31	1.37
35	BA	735	A	N9-C4	-9.89	1.31	1.37
35	BA	2241	A	N3-C4	-9.88	1.28	1.34
1	AA	535	A	C8-N7	-9.88	1.24	1.31
1	AA	769	G	C2-N3	-9.87	1.24	1.32
35	BA	1309	G	N7-C5	-9.87	1.33	1.39
22	AV	15	G	C8-N7	-9.86	1.25	1.30

Continued on next page...

Continued from previous page...

Mol	Chain	Res	Type	Atoms	Z	Observed(Å)	Ideal(Å)
1	AA	799	G	N7-C5	-9.86	1.33	1.39
35	BA	1773	A	N7-C5	9.86	1.45	1.39
35	BA	2852	G	C5-C4	-9.85	1.31	1.38
35	BA	912	C	N3-C4	-9.84	1.27	1.33
35	BA	2501	C	C4-C5	-9.84	1.35	1.43
35	BA	1252	G	C5-C4	-9.84	1.31	1.38
35	BA	1636	C	N1-C6	-9.82	1.31	1.37
35	BA	542	C	N1-C6	-9.81	1.31	1.37
35	BA	647	G	N3-C4	-9.81	1.28	1.35
22	AV	19	G	C8-N7	-9.81	1.25	1.30
35	BA	931	G	C8-N7	-9.81	1.25	1.30
35	BA	1079	C	C2-N3	-9.80	1.27	1.35
35	BA	2191	G	N7-C5	-9.80	1.33	1.39
35	BA	614(B)	G	C8-N7	-9.79	1.25	1.30
35	BA	1669	A	N9-C8	-9.79	1.29	1.37
35	BA	278	A	N9-C4	-9.78	1.31	1.37
35	BA	1845	G	N3-C4	-9.77	1.28	1.35
35	BA	1960	A	C8-N7	-9.76	1.24	1.31
1	AA	873	A	N9-C4	-9.75	1.32	1.37
35	BA	2020	A	C6-N1	-9.74	1.28	1.35
1	AA	966	G	N9-C8	-9.73	1.31	1.37
35	BA	1151	G	N9-C8	-9.73	1.31	1.37
35	BA	1744	C	N3-C4	-9.73	1.27	1.33
22	AV	76	A	N3-C4	-9.72	1.29	1.34
35	BA	1388	G	C8-N7	-9.71	1.25	1.30
1	AA	608	A	N3-C4	-9.71	1.29	1.34
1	AA	1464	G	C5-C4	-9.71	1.31	1.38
1	AA	746	A	N7-C5	-9.70	1.33	1.39
35	BA	1942	C	N1-C6	-9.70	1.31	1.37
1	AA	1146	A	N7-C5	9.70	1.45	1.39
35	BA	2675	A	C8-N7	-9.69	1.24	1.31
35	BA	216	A	N9-C4	-9.69	1.32	1.37
1	AA	46	G	C8-N7	-9.67	1.25	1.30
1	AA	1236	A	N3-C4	-9.67	1.29	1.34
1	AA	819	A	N7-C5	-9.67	1.33	1.39
35	BA	939	G	N7-C5	-9.66	1.33	1.39
1	AA	1291	G	N3-C4	-9.65	1.28	1.35
35	BA	2497	A	C8-N7	-9.65	1.24	1.31
1	AA	694	A	N3-C4	-9.65	1.29	1.34
35	BA	2393	A	C6-N1	-9.64	1.28	1.35
35	BA	444	C	N1-C6	-9.63	1.31	1.37
35	BA	738	G	N3-C4	9.63	1.42	1.35

Continued on next page...

Continued from previous page...

Mol	Chain	Res	Type	Atoms	Z	Observed(Å)	Ideal(Å)
1	AA	1422	G	N3-C4	-9.63	1.28	1.35
1	AA	433	C	N1-C6	-9.62	1.31	1.37
35	BA	986	C	N1-C6	-9.62	1.31	1.37
35	BA	1220	A	N3-C4	-9.62	1.29	1.34
1	AA	1053	G	N7-C5	-9.60	1.33	1.39
1	AA	719	C	N1-C6	-9.60	1.31	1.37
35	BA	2562	U	C2-N3	-9.60	1.31	1.37
35	BA	1484	G	C6-N1	-9.60	1.32	1.39
35	BA	1899	G	C2-N3	-9.60	1.25	1.32
35	BA	2855	C	N1-C6	-9.60	1.31	1.37
1	AA	289	G	N1-C2	-9.59	1.30	1.37
35	BA	653	A	N3-C4	9.58	1.40	1.34
35	BA	975(A)	G	C8-N7	-9.58	1.25	1.30
35	BA	306	U	C4-O4	-9.58	1.16	1.23
35	BA	1102	C	N1-C6	-9.57	1.31	1.37
35	BA	749	C	C5-C6	-9.57	1.26	1.34
1	AA	1080	A	N7-C5	-9.57	1.33	1.39
35	BA	1238	G	N9-C4	-9.56	1.30	1.38
1	AA	1227	A	C6-N1	-9.55	1.28	1.35
1	AA	1502	A	N9-C4	-9.55	1.32	1.37
35	BA	1044	G	C6-N1	-9.55	1.32	1.39
1	AA	1409	C	N1-C6	-9.54	1.31	1.37
35	BA	2704	C	N1-C6	-9.52	1.31	1.37
35	BA	941	A	N3-C4	-9.52	1.29	1.34
35	BA	748	G	N7-C5	-9.50	1.33	1.39
35	BA	477	A	N9-C4	-9.49	1.32	1.37
35	BA	768	G	C8-N7	-9.49	1.25	1.30
1	AA	1374	A	N3-C4	-9.48	1.29	1.34
35	BA	1311	G	C6-N1	-9.48	1.32	1.39
35	BA	2308	G	C6-N1	-9.48	1.32	1.39
1	AA	1316	G	N7-C5	-9.47	1.33	1.39
1	AA	863	U	C2-N3	-9.46	1.31	1.37
35	BA	1132	A	N3-C4	-9.45	1.29	1.34
35	BA	1899	G	C2-N2	-9.45	1.25	1.34
1	AA	314	C	N1-C6	-9.45	1.31	1.37
35	BA	536	A	N9-C4	-9.45	1.32	1.37
35	BA	58	G	C2-N2	-9.44	1.25	1.34
35	BA	2001	A	N9-C4	-9.44	1.32	1.37
35	BA	312	G	C8-N7	-9.43	1.25	1.30
35	BA	271(U)	G	P-O5'	-9.42	1.50	1.59
36	BB	93	G	C8-N7	-9.41	1.25	1.30
1	AA	1268	A	N7-C5	-9.41	1.33	1.39

Continued on next page...

Continued from previous page...

Mol	Chain	Res	Type	Atoms	Z	Observed(Å)	Ideal(Å)
1	AA	1344	C	C5-C6	-9.41	1.26	1.34
35	BA	2444	G	N7-C5	-9.41	1.33	1.39
22	AV	62	C	N1-C6	-9.39	1.31	1.37
35	BA	763	G	C2-N3	-9.39	1.25	1.32
35	BA	2532	G	C2-N3	-9.39	1.25	1.32
35	BA	248	G	N3-C4	-9.39	1.28	1.35
35	BA	1971	A	N7-C5	-9.38	1.33	1.39
35	BA	2088	G	N1-C2	-9.37	1.30	1.37
1	AA	344	A	N9-C4	-9.37	1.32	1.37
35	BA	2305	A	C6-N1	-9.36	1.28	1.35
35	BA	950	G	C6-N1	-9.36	1.32	1.39
1	AA	184	G	N3-C4	-9.35	1.28	1.35
1	AA	1396	A	N3-C4	-9.35	1.29	1.34
35	BA	1231	G	N7-C5	-9.35	1.33	1.39
35	BA	338	G	N3-C4	-9.34	1.28	1.35
35	BA	2318	G	C8-N7	9.34	1.36	1.30
36	BB	75	G	N7-C5	-9.34	1.33	1.39
1	AA	550	G	N3-C4	-9.33	1.28	1.35
1	AA	803	G	C8-N7	-9.33	1.25	1.30
35	BA	1197	G	C8-N7	-9.33	1.25	1.30
35	BA	917	A	N9-C4	-9.32	1.32	1.37
35	BA	1509(A)	A	N9-C4	-9.32	1.32	1.37
35	BA	825	C	N1-C6	-9.32	1.31	1.37
1	AA	851	G	C5-C4	-9.31	1.31	1.38
35	BA	1695	G	C8-N7	-9.31	1.25	1.30
35	BA	1112	G	N7-C5	-9.31	1.33	1.39
35	BA	2665	A	C8-N7	9.30	1.38	1.31
35	BA	596	G	N7-C5	-9.30	1.33	1.39
35	BA	815	C	C5-C6	-9.30	1.26	1.34
35	BA	2287	A	C5-C4	-9.29	1.32	1.38
35	BA	2030	A	C8-N7	-9.28	1.25	1.31
35	BA	2248	C	C2-N3	-9.28	1.28	1.35
35	BA	321	G	N1-C2	-9.27	1.30	1.37
35	BA	2644	G	C6-N1	-9.27	1.33	1.39
1	AA	741	G	C5-C4	-9.26	1.31	1.38
35	BA	827	U	C5-C6	-9.26	1.25	1.34
22	AV	32	C	P-O5'	-9.26	1.50	1.59
35	BA	2603	G	N3-C4	-9.25	1.28	1.35
1	AA	778	G	C6-N1	-9.25	1.33	1.39
35	BA	93	G	N7-C5	-9.24	1.33	1.39
35	BA	1106	G	N7-C5	-9.24	1.33	1.39
35	BA	2758	A	N9-C4	-9.24	1.32	1.37

Continued on next page...

Continued from previous page...

Mol	Chain	Res	Type	Atoms	Z	Observed(Å)	Ideal(Å)
1	AA	694	A	C2-N3	-9.23	1.25	1.33
35	BA	589	C	C4-N4	-9.23	1.25	1.33
35	BA	136	G	C5-C6	-9.22	1.33	1.42
35	BA	583	G	C8-N7	-9.22	1.25	1.30
35	BA	1332	G	C6-N1	-9.22	1.33	1.39
35	BA	1343	G	N7-C5	-9.21	1.33	1.39
1	AA	73	G	N9-C8	-9.21	1.31	1.37
35	BA	173	G	N3-C4	-9.21	1.29	1.35
23	AX	16	A	P-O5'	-9.20	1.50	1.59
35	BA	1378	A	C6-N1	-9.20	1.29	1.35
36	BB	77	U	C4-O4	-9.19	1.16	1.23
1	AA	7	G	C8-N7	-9.19	1.25	1.30
35	BA	1822	G	N7-C5	-9.19	1.33	1.39
35	BA	2717	G	N7-C5	-9.19	1.33	1.39
35	BA	256	A	C5-C4	-9.19	1.32	1.38
35	BA	2266	A	N9-C4	-9.19	1.32	1.37
35	BA	2805	G	N9-C8	-9.19	1.31	1.37
35	BA	2569	G	C4'-C3'	-9.18	1.43	1.53
35	BA	792	G	N9-C8	-9.18	1.31	1.37
35	BA	1452	A	N9-C8	-9.18	1.30	1.37
35	BA	1524	G	C5-C6	-9.17	1.33	1.42
1	AA	770	C	N1-C6	-9.16	1.31	1.37
35	BA	2883	A	C5-C4	-9.16	1.32	1.38
1	AA	1457	G	C8-N7	-9.16	1.25	1.30
1	AA	432	A	C6-N6	-9.16	1.26	1.33
35	BA	628	G	N9-C4	-9.15	1.30	1.38
35	BA	1669	A	N3-C4	-9.14	1.29	1.34
1	AA	183	G	N1-C2	-9.13	1.30	1.37
1	AA	869	G	N9-C4	-9.13	1.30	1.38
1	AA	1166	G	C8-N7	-9.13	1.25	1.30
35	BA	457	A	N3-C4	-9.12	1.29	1.34
22	AV	31	G	N9-C8	-9.12	1.31	1.37
35	BA	2711	A	N9-C4	-9.12	1.32	1.37
35	BA	1059	G	N7-C5	9.12	1.44	1.39
35	BA	2404	C	C4-C5	-9.12	1.35	1.43
35	BA	2744	G	N9-C8	-9.12	1.31	1.37
35	BA	1021	A	C5-C4	-9.11	1.32	1.38
1	AA	713	G	C5-C4	-9.11	1.31	1.38
35	BA	852	G	N7-C5	-9.11	1.33	1.39
35	BA	2394	C	C2-O2	-9.11	1.16	1.24
1	AA	604	G	N3-C4	-9.10	1.29	1.35
35	BA	2472	G	N9-C8	-9.10	1.31	1.37

Continued on next page...

Continued from previous page...

Mol	Chain	Res	Type	Atoms	Z	Observed(Å)	Ideal(Å)
1	AA	1360	A	N3-C4	-9.09	1.29	1.34
35	BA	1302	A	C6-N1	-9.09	1.29	1.35
35	BA	2660	A	C6-N1	-9.09	1.29	1.35
1	AA	507	C	N1-C6	-9.09	1.31	1.37
35	BA	210	C	N1-C6	-9.09	1.31	1.37
36	BB	68	C	C5-C6	-9.08	1.27	1.34
35	BA	727	A	C5-C4	-9.08	1.32	1.38
35	BA	2026	C	N3-C4	-9.08	1.27	1.33
1	AA	856	C	C4-C5	-9.07	1.35	1.43
1	AA	784	C	C4-C5	-9.07	1.35	1.43
35	BA	451	C	C2-N3	-9.07	1.28	1.35
1	AA	1248	A	N9-C4	-9.07	1.32	1.37
35	BA	1274	A	N9-C4	-9.06	1.32	1.37
36	BB	24	G	N9-C4	-9.06	1.30	1.38
1	AA	78	G	N7-C5	-9.06	1.33	1.39
35	BA	131	G	N7-C5	-9.06	1.33	1.39
35	BA	276	A	N7-C5	-9.06	1.33	1.39
1	AA	1026	G	C6-N1	-9.06	1.33	1.39
35	BA	2598	A	C6-N1	-9.06	1.29	1.35
22	AV	9	G	N9-C8	-9.06	1.31	1.37
1	AA	907	A	N7-C5	-9.05	1.33	1.39
1	AA	142	G	C5-C4	-9.05	1.32	1.38
22	AV	76	A	C8-N7	-9.05	1.25	1.31
35	BA	1890	A	N9-C4	-9.05	1.32	1.37
35	BA	689	A	C5-C6	-9.05	1.32	1.41
1	AA	821	G	C2-N3	-9.04	1.25	1.32
35	BA	1910	G	C2-N3	-9.04	1.25	1.32
1	AA	128	G	N9-C4	-9.04	1.30	1.38
1	AA	956	U	C5-C6	-9.02	1.26	1.34
1	AA	395	C	C5-C6	-9.02	1.27	1.34
1	AA	432	A	N9-C4	-9.02	1.32	1.37
35	BA	614(A)	U	C2-N3	9.02	1.44	1.37
35	BA	802	A	N3-C4	-9.02	1.29	1.34
35	BA	1226	A	N9-C4	-9.02	1.32	1.37
1	AA	342	C	N1-C6	-9.02	1.31	1.37
35	BA	55	G	N7-C5	-9.02	1.33	1.39
35	BA	1919	A	C6-N1	-9.01	1.29	1.35
35	BA	2725	A	N9-C4	-9.01	1.32	1.37
35	BA	654(C)	G	N3-C4	-9.01	1.29	1.35
1	AA	1333	A	C6-N1	-9.00	1.29	1.35
35	BA	281	G	C8-N7	-8.99	1.25	1.30
35	BA	1933	G	N9-C8	-8.98	1.31	1.37

Continued on next page...

Continued from previous page...

Mol	Chain	Res	Type	Atoms	Z	Observed(Å)	Ideal(Å)
35	BA	2287	A	N7-C5	-8.98	1.33	1.39
36	BB	7	G	C8-N7	-8.98	1.25	1.30
35	BA	2400	G	N7-C5	8.98	1.44	1.39
35	BA	2345	G	C8-N7	-8.97	1.25	1.30
1	AA	609	A	N3-C4	-8.97	1.29	1.34
35	BA	2416	C	C4-N4	-8.96	1.25	1.33
1	AA	1046	A	N9-C8	-8.96	1.30	1.37
1	AA	1152	A	N7-C5	-8.96	1.33	1.39
35	BA	363	G	N3-C4	-8.96	1.29	1.35
1	AA	141	A	N3-C4	-8.95	1.29	1.34
1	AA	383	A	N3-C4	-8.95	1.29	1.34
1	AA	821	G	N3-C4	-8.95	1.29	1.35
1	AA	756	C	C2-N3	8.95	1.43	1.35
35	BA	1424	G	N7-C5	-8.95	1.33	1.39
1	AA	744	C	C2-N3	-8.94	1.28	1.35
35	BA	2842	G	C5-C4	-8.94	1.32	1.38
35	BA	2662	A	N7-C5	-8.94	1.33	1.39
35	BA	224	G	N7-C5	-8.94	1.33	1.39
35	BA	1532	C	N1-C6	-8.94	1.31	1.37
35	BA	1552	G	N7-C5	-8.94	1.33	1.39
1	AA	33	A	N1-C2	-8.93	1.26	1.34
35	BA	654(F)	C	N1-C6	-8.93	1.31	1.37
35	BA	1829	A	N3-C4	-8.93	1.29	1.34
1	AA	350	G	C8-N7	-8.93	1.25	1.30
1	AA	1023	G	C8-N7	-8.93	1.25	1.30
1	AA	667	G	C2-N3	-8.93	1.25	1.32
35	BA	2136	C	N1-C6	-8.92	1.31	1.37
35	BA	879	G	C8-N7	-8.92	1.25	1.30
35	BA	2399	G	C8-N7	-8.92	1.25	1.30
35	BA	1171	G	N3-C4	-8.91	1.29	1.35
1	AA	1091	U	C2-N3	-8.91	1.31	1.37
1	AA	1104	G	N7-C5	-8.90	1.33	1.39
35	BA	2487	G	C5-C4	-8.90	1.32	1.38
1	AA	867	G	C6-N1	-8.90	1.33	1.39
35	BA	400	G	C5-C4	-8.90	1.32	1.38
1	AA	161	A	N7-C5	-8.90	1.33	1.39
1	AA	952	U	C2-N3	-8.89	1.31	1.37
1	AA	1299	A	N7-C5	-8.88	1.33	1.39
1	AA	1374	A	C5-C4	-8.89	1.32	1.38
1	AA	1388	C	N1-C6	-8.88	1.31	1.37
1	AA	1184	G	C6-N1	-8.88	1.33	1.39
35	BA	2451	A	N3-C4	-8.87	1.29	1.34

Continued on next page...

Continued from previous page...

Mol	Chain	Res	Type	Atoms	Z	Observed(Å)	Ideal(Å)
35	BA	2833	G	C8-N7	-8.87	1.25	1.30
35	BA	1405	U	C2-N3	-8.86	1.31	1.37
35	BA	472	A	N7-C5	-8.86	1.33	1.39
35	BA	1120	G	N3-C4	-8.86	1.29	1.35
1	AA	1526	G	C8-N7	-8.85	1.25	1.30
35	BA	2759	G	C5-C4	-8.85	1.32	1.38
35	BA	1741	A	C4'-C3'	-8.84	1.43	1.53
1	AA	661	G	N1-C2	-8.83	1.30	1.37
35	BA	2056	G	N1-C2	-8.83	1.30	1.37
1	AA	707	C	N1-C6	-8.83	1.31	1.37
35	BA	2158	A	N9-C4	-8.82	1.32	1.37
1	AA	638	G	N9-C4	-8.81	1.30	1.38
9	AI	53	VAL	C-N	8.81	1.54	1.34
35	BA	802	A	N9-C4	-8.81	1.32	1.37
35	BA	1953	A	N7-C5	-8.81	1.33	1.39
35	BA	909	A	N9-C8	-8.80	1.30	1.37
35	BA	575	A	C6-N1	-8.79	1.29	1.35
36	BB	29	A	N3-C4	-8.79	1.29	1.34
35	BA	113	G	C6-N1	-8.79	1.33	1.39
35	BA	2084	C	N1-C6	-8.79	1.31	1.37
35	BA	2464	C	N3-C4	-8.79	1.27	1.33
35	BA	2753	A	C6-N1	-8.79	1.29	1.35
1	AA	530	G	N9-C8	-8.78	1.31	1.37
35	BA	797	C	N1-C6	-8.78	1.31	1.37
35	BA	2664	G	N7-C5	8.78	1.44	1.39
35	BA	1670	C	C5-C6	-8.78	1.27	1.34
35	BA	2373	G	C5-C4	-8.78	1.32	1.38
35	BA	1285	G	C6-O6	-8.77	1.16	1.24
1	AA	616	G	N9-C4	-8.77	1.30	1.38
35	BA	962	G	C8-N7	-8.77	1.25	1.30
35	BA	626	U	N3-C4	-8.76	1.30	1.38
1	AA	1417	G	C6-O6	8.76	1.32	1.24
35	BA	1563	G	C2-N3	-8.75	1.25	1.32
1	AA	537	G	C5-C4	-8.74	1.32	1.38
35	BA	1275	A	N3-C4	-8.74	1.29	1.34
1	AA	593	G	C8-N7	-8.74	1.25	1.30
1	AA	762	C	N3-C4	-8.74	1.27	1.33
35	BA	2082	A	N9-C4	-8.74	1.32	1.37
35	BA	2412	A	N7-C5	-8.74	1.34	1.39
35	BA	259	G	N9-C4	-8.74	1.30	1.38
1	AA	119	A	N1-C2	-8.73	1.26	1.34
1	AA	431	A	N9-C4	-8.73	1.32	1.37

Continued on next page...

Continued from previous page...

Mol	Chain	Res	Type	Atoms	Z	Observed(Å)	Ideal(Å)
35	BA	2110	G	C8-N7	-8.73	1.25	1.30
35	BA	2656	U	C2-O2	-8.73	1.14	1.22
35	BA	2795	G	C8-N7	-8.73	1.25	1.30
35	BA	271	A	C6-N1	-8.73	1.29	1.35
35	BA	122	G	N3-C4	-8.73	1.29	1.35
35	BA	1404	C	C4-C5	8.73	1.50	1.43
35	BA	260	G	C2-N3	-8.73	1.25	1.32
1	AA	1164	G	C5-C4	-8.72	1.32	1.38
35	BA	959	A	N7-C5	-8.72	1.34	1.39
35	BA	1698	A	N9-C4	-8.72	1.32	1.37
1	AA	883	C	N1-C6	-8.71	1.31	1.37
35	BA	1133	U	C2-O2	-8.71	1.14	1.22
35	BA	1432	C	N1-C6	-8.71	1.31	1.37
22	AV	15	G	C5-C4	-8.70	1.32	1.38
1	AA	1467	G	N9-C8	-8.70	1.31	1.37
1	AA	157	G	C8-N7	-8.69	1.25	1.30
35	BA	180	G	C5-C4	-8.69	1.32	1.38
1	AA	251	G	C2-N3	-8.69	1.25	1.32
1	AA	337	C	N1-C6	-8.69	1.31	1.37
35	BA	831	G	C6-N1	-8.69	1.33	1.39
1	AA	1289	A	N9-C4	-8.69	1.32	1.37
35	BA	1960	A	N9-C4	-8.69	1.32	1.37
35	BA	2049	G	N7-C5	-8.69	1.34	1.39
1	AA	1157	A	N3-C4	-8.68	1.29	1.34
1	AA	736	C	N1-C6	-8.68	1.31	1.37
35	BA	1221(A)	C	N3-C4	-8.67	1.27	1.33
1	AA	130	A	C6-N1	-8.67	1.29	1.35
1	AA	477	A	N9-C4	-8.67	1.32	1.37
35	BA	1703	G	N7-C5	-8.67	1.34	1.39
1	AA	553	A	C6-N1	-8.66	1.29	1.35
35	BA	492	A	N3-C4	-8.66	1.29	1.34
36	BB	31	C	N1-C6	-8.66	1.31	1.37
35	BA	1310	G	C5-C4	-8.66	1.32	1.38
35	BA	2487	G	C2-N3	-8.66	1.25	1.32
35	BA	692	C	N1-C6	-8.66	1.31	1.37
35	BA	2119	A	N7-C5	-8.65	1.34	1.39
22	AV	31	G	C6-N1	-8.65	1.33	1.39
35	BA	106	C	C2-N3	-8.65	1.28	1.35
35	BA	2124	G	N9-C8	-8.65	1.31	1.37
35	BA	2866	U	C2-N3	-8.65	1.31	1.37
1	AA	114	U	N3-C4	-8.64	1.30	1.38
35	BA	2868	A	N7-C5	-8.64	1.34	1.39

Continued on next page...

Continued from previous page...

Mol	Chain	Res	Type	Atoms	Z	Observed(Å)	Ideal(Å)
35	BA	1442	G	N3-C4	-8.64	1.29	1.35
1	AA	1133	G	N9-C4	-8.64	1.31	1.38
35	BA	194	G	C5-C4	-8.63	1.32	1.38
35	BA	2853	C	N3-C4	-8.63	1.27	1.33
1	AA	1350	A	C6-N1	-8.63	1.29	1.35
1	AA	1442(B)	A	N3-C4	-8.63	1.29	1.34
35	BA	2704	C	P-O5'	-8.63	1.51	1.59
35	BA	2770	G	N1-C2	-8.63	1.30	1.37
1	AA	1092	A	N3-C4	-8.63	1.29	1.34
1	AA	1198	G	N9-C8	-8.63	1.31	1.37
35	BA	1258	C	N1-C6	-8.62	1.31	1.37
35	BA	2689	U	C4'-C3'	-8.62	1.43	1.53
22	AV	10	G	N1-C2	-8.62	1.30	1.37
35	BA	751	A	N9-C4	-8.62	1.32	1.37
1	AA	298	A	C6-N6	-8.62	1.27	1.33
1	AA	353	A	C6-N6	-8.62	1.27	1.33
35	BA	1427	A	C6-N6	-8.62	1.27	1.33
1	AA	185	A	N9-C4	-8.61	1.32	1.37
35	BA	270	A	N9-C4	-8.61	1.32	1.37
35	BA	1287	A	N9-C4	-8.61	1.32	1.37
35	BA	2623	G	N3-C4	-8.61	1.29	1.35
1	AA	281	G	C8-N7	-8.61	1.25	1.30
1	AA	1497	G	N3-C4	-8.61	1.29	1.35
1	AA	1146	A	C6-N1	-8.60	1.29	1.35
1	AA	1153	C	O3'-P	-8.60	1.50	1.61
35	BA	658	C	C5-C6	-8.60	1.27	1.34
35	BA	681	G	N9-C8	-8.59	1.31	1.37
35	BA	1028	A	N9-C4	-8.59	1.32	1.37
35	BA	2662	A	N9-C4	-8.59	1.32	1.37
35	BA	374	A	C6-N1	-8.59	1.29	1.35
35	BA	1818	U	P-O5'	-8.59	1.51	1.59
35	BA	1063	G	C5-C4	-8.59	1.32	1.38
1	AA	109	A	C5-C4	-8.58	1.32	1.38
1	AA	612	C	N1-C6	-8.58	1.32	1.37
35	BA	2644	G	C8-N7	-8.58	1.25	1.30
35	BA	2303	G	N9-C4	-8.57	1.31	1.38
35	BA	2777	G	N7-C5	-8.57	1.34	1.39
1	AA	421	U	N1-C6	-8.57	1.30	1.38
35	BA	798	G	C6-N1	-8.57	1.33	1.39
35	BA	229	A	N7-C5	-8.57	1.34	1.39
35	BA	1854	A	N3-C4	-8.56	1.29	1.34
35	BA	1786	A	N9-C8	8.56	1.44	1.37

Continued on next page...

Continued from previous page...

Mol	Chain	Res	Type	Atoms	Z	Observed(Å)	Ideal(Å)
35	BA	1197	G	N1-C2	-8.55	1.30	1.37
35	BA	1426	G	N7-C5	-8.55	1.34	1.39
35	BA	1482	G	N7-C5	-8.55	1.34	1.39
35	BA	1780	A	N7-C5	-8.55	1.34	1.39
35	BA	794	G	C5-C4	-8.55	1.32	1.38
35	BA	805	G	N9-C8	-8.55	1.31	1.37
1	AA	801	U	N3-C4	-8.54	1.30	1.38
35	BA	246	C	C4-C5	-8.54	1.36	1.43
1	AA	1133	G	C6-O6	-8.54	1.16	1.24
35	BA	2225	A	N3-C4	-8.53	1.29	1.34
41	BG	112	PRO	C-N	8.53	1.53	1.34
1	AA	1482	G	N3-C4	-8.52	1.29	1.35
1	AA	818	G	N7-C5	-8.52	1.34	1.39
35	BA	2533	A	N7-C5	-8.52	1.34	1.39
1	AA	226	G	C8-N7	-8.51	1.25	1.30
35	BA	391	G	C8-N7	-8.51	1.25	1.30
1	AA	1228	C	O3'-P	-8.51	1.50	1.61
1	AA	1348	U	C2-N3	-8.51	1.31	1.37
35	BA	869	G	C5-C4	-8.51	1.32	1.38
35	BA	997	G	N7-C5	-8.51	1.34	1.39
35	BA	1259	G	N9-C8	-8.51	1.31	1.37
35	BA	2278	A	C5-C4	-8.51	1.32	1.38
35	BA	82	G	N9-C8	-8.51	1.31	1.37
35	BA	1953	A	N1-C2	-8.51	1.26	1.34
1	AA	825	G	C5-C4	-8.50	1.32	1.38
35	BA	2123	G	N7-C5	-8.50	1.34	1.39
35	BA	496	G	N7-C5	-8.49	1.34	1.39
1	AA	61	G	N9-C4	-8.49	1.31	1.38
35	BA	78	A	C8-N7	-8.49	1.25	1.31
1	AA	1280	A	N3-C4	-8.48	1.29	1.34
1	AA	1524	C	N1-C6	-8.48	1.32	1.37
35	BA	1247	A	N9-C4	-8.48	1.32	1.37
35	BA	1597	A	N3-C4	-8.48	1.29	1.34
1	AA	24	U	C4-O4	-8.48	1.16	1.23
1	AA	628	G	C2-N2	-8.48	1.26	1.34
1	AA	1118	C	N1-C6	-8.48	1.32	1.37
1	AA	1338	G	N9-C8	-8.48	1.31	1.37
1	AA	220	G	C8-N7	-8.47	1.25	1.30
35	BA	1276	A	C8-N7	-8.47	1.25	1.31
35	BA	2447	G	N3-C4	-8.47	1.29	1.35
35	BA	705	A	N7-C5	-8.47	1.34	1.39
35	BA	2407	G	N7-C5	-8.47	1.34	1.39

Continued on next page...

Continued from previous page...

Mol	Chain	Res	Type	Atoms	Z	Observed(Å)	Ideal(Å)
35	BA	475	U	C2-O2	-8.47	1.14	1.22
1	AA	823	G	N9-C4	-8.46	1.31	1.38
35	BA	872	A	N3-C4	-8.46	1.29	1.34
35	BA	1450	G	N9-C8	-8.46	1.31	1.37
35	BA	538	G	C2-N3	-8.46	1.25	1.32
35	BA	538	G	N7-C5	-8.46	1.34	1.39
35	BA	1710	C	N1-C6	-8.46	1.32	1.37
1	AA	378	G	N7-C5	-8.45	1.34	1.39
35	BA	518	G	C8-N7	8.46	1.36	1.30
35	BA	1108	U	P-O5'	-8.46	1.51	1.59
35	BA	2647	U	C2-N3	-8.46	1.31	1.37
35	BA	2561	A	C6-N1	-8.45	1.29	1.35
35	BA	2448	A	N9-C4	8.45	1.43	1.37
1	AA	714	G	C5-C6	-8.45	1.33	1.42
1	AA	1331	G	N1-C2	-8.44	1.30	1.37
35	BA	2532	G	C8-N7	-8.44	1.25	1.30
35	BA	1814	G	N9-C8	-8.44	1.31	1.37
1	AA	71	C	C2-N3	-8.43	1.29	1.35
1	AA	931	C	N1-C6	-8.43	1.32	1.37
1	AA	1068	G	N3-C4	-8.43	1.29	1.35
35	BA	353	G	N7-C5	-8.42	1.34	1.39
35	BA	2857	G	N9-C8	8.42	1.43	1.37
35	BA	1039	G	C8-N7	-8.42	1.25	1.30
35	BA	2463	C	N1-C6	-8.42	1.32	1.37
35	BA	571	A	N3-C4	-8.42	1.29	1.34
35	BA	171	G	C5-C4	-8.42	1.32	1.38
1	AA	755	G	N9-C4	-8.42	1.31	1.38
35	BA	919	G	N3-C4	-8.42	1.29	1.35
1	AA	1527	C	C4-C5	-8.41	1.36	1.43
35	BA	38	A	N7-C5	-8.41	1.34	1.39
35	BA	2842	G	N7-C5	-8.41	1.34	1.39
1	AA	1482	G	C8-N7	-8.41	1.25	1.30
35	BA	1793	C	C2-O2	8.41	1.32	1.24
35	BA	1818	U	C5'-C4'	-8.40	1.41	1.51
35	BA	2518	A	N7-C5	-8.40	1.34	1.39
1	AA	362	G	C2-N3	-8.40	1.26	1.32
35	BA	65	C	C3'-C2'	-8.40	1.43	1.52
35	BA	1011	G	C5-C4	-8.40	1.32	1.38
35	BA	1103	A	N3-C4	-8.40	1.29	1.34
1	AA	1304	G	N7-C5	-8.40	1.34	1.39
35	BA	258	G	C8-N7	8.40	1.35	1.30
35	BA	2087	G	C6-N1	-8.39	1.33	1.39

Continued on next page...

Continued from previous page...

Mol	Chain	Res	Type	Atoms	Z	Observed(Å)	Ideal(Å)
1	AA	1387	G	C5-C6	-8.39	1.33	1.42
35	BA	1642	G	N7-C5	-8.39	1.34	1.39
35	BA	2273	A	N7-C5	-8.39	1.34	1.39
35	BA	2184	G	N9-C8	-8.38	1.31	1.37
1	AA	969	A	C5-C4	-8.37	1.32	1.38
1	AA	760	G	C6-N1	-8.37	1.33	1.39
1	AA	973	G	C2-N3	-8.37	1.26	1.32
1	AA	1022	G	N3-C4	-8.37	1.29	1.35
1	AA	1375	A	C5-C4	-8.37	1.32	1.38
1	AA	1462	G	C6-N1	-8.37	1.33	1.39
1	AA	1484	C	C2-N3	-8.37	1.29	1.35
35	BA	2274	A	N9-C4	-8.37	1.32	1.37
35	BA	271(X)	G	C2-N3	-8.37	1.26	1.32
35	BA	1276	A	N3-C4	-8.37	1.29	1.34
35	BA	2505	G	C6-N1	-8.37	1.33	1.39
35	BA	2752	C	C4-N4	-8.36	1.26	1.33
1	AA	620	C	N1-C6	-8.36	1.32	1.37
35	BA	2842	G	N9-C8	-8.36	1.31	1.37
35	BA	547	A	C6-N1	-8.36	1.29	1.35
35	BA	1473	G	N9-C8	-8.35	1.32	1.37
35	BA	2312	U	C2-N3	-8.35	1.31	1.37
35	BA	1284	A	N7-C5	-8.35	1.34	1.39
35	BA	2634	G	N3-C4	-8.35	1.29	1.35
1	AA	1438	G	N7-C5	-8.34	1.34	1.39
35	BA	2223	G	C3'-C2'	-8.34	1.43	1.52
35	BA	722	A	N9-C4	-8.34	1.32	1.37
35	BA	918	A	N9-C4	-8.34	1.32	1.37
35	BA	1498	C	N3-C4	-8.34	1.28	1.33
35	BA	2418	A	C6-N1	-8.34	1.29	1.35
35	BA	1971	A	N3-C4	-8.34	1.29	1.34
36	BB	101	G	C8-N7	-8.34	1.25	1.30
35	BA	6	A	C6-N1	-8.33	1.29	1.35
1	AA	438	G	C6-N1	-8.33	1.33	1.39
1	AA	1176	A	N9-C4	-8.33	1.32	1.37
1	AA	1204	A	C6-N6	-8.33	1.27	1.33
35	BA	2624	G	C6-N1	-8.33	1.33	1.39
35	BA	845	G	C6-N1	-8.32	1.33	1.39
9	AI	104	ARG	C-N	8.32	1.53	1.34
35	BA	2277	G	N3-C4	-8.32	1.29	1.35
35	BA	2526	G	C2-N3	-8.32	1.26	1.32
35	BA	351	G	N9-C8	-8.32	1.32	1.37
35	BA	2150	U	N3-C4	-8.32	1.30	1.38

Continued on next page...

Continued from previous page...

Mol	Chain	Res	Type	Atoms	Z	Observed(Å)	Ideal(Å)
35	BA	1410	G	C5-C4	-8.31	1.32	1.38
1	AA	1162	C	C2-O2	-8.31	1.17	1.24
35	BA	1170	G	N9-C8	-8.31	1.32	1.37
1	AA	260	G	C6-N1	-8.31	1.33	1.39
22	AV	73	A	N7-C5	-8.30	1.34	1.39
35	BA	1035	U	C2-N3	-8.30	1.31	1.37
35	BA	811	U	C2-N3	-8.30	1.31	1.37
35	BA	2739	U	C2-N3	-8.30	1.31	1.37
1	AA	1398	A	C4'-C3'	-8.29	1.44	1.53
35	BA	583	G	N3-C4	-8.29	1.29	1.35
1	AA	1015	A	N7-C5	-8.29	1.34	1.39
35	BA	654	A	C8-N7	-8.29	1.25	1.31
36	BB	82	G	N7-C5	-8.29	1.34	1.39
35	BA	188	G	N9-C8	-8.29	1.32	1.37
1	AA	909	A	N7-C5	-8.29	1.34	1.39
35	BA	272(C)	G	N3-C4	-8.28	1.29	1.35
1	AA	1392	G	C2-N3	-8.28	1.26	1.32
35	BA	2298	A	C8-N7	-8.28	1.25	1.31
1	AA	1055	A	N1-C2	-8.28	1.26	1.34
35	BA	1587	A	N1-C2	-8.28	1.26	1.34
35	BA	1811	G	N3-C4	-8.28	1.29	1.35
35	BA	2090	G	N3-C4	-8.28	1.29	1.35
35	BA	2428	G	C4'-C3'	-8.28	1.44	1.53
1	AA	1227	A	N3-C4	-8.27	1.29	1.34
1	AA	455	C	C4-C5	-8.27	1.36	1.43
1	AA	630	G	C8-N7	-8.27	1.25	1.30
35	BA	1347	G	C5'-C4'	-8.27	1.41	1.51
35	BA	1324	G	C2-N3	-8.27	1.26	1.32
35	BA	471	A	N3-C4	-8.27	1.29	1.34
1	AA	1415	G	C8-N7	-8.26	1.25	1.30
35	BA	2591	C	C2-O2	-8.26	1.17	1.24
35	BA	1741	A	N9-C8	-8.26	1.31	1.37
35	BA	1740	G	N7-C5	-8.26	1.34	1.39
35	BA	1658	C	N3-C4	-8.25	1.28	1.33
35	BA	13	A	N7-C5	-8.24	1.34	1.39
1	AA	138	G	C2-N3	-8.24	1.26	1.32
35	BA	1649	G	C2-N3	-8.24	1.26	1.32
35	BA	1425	G	N7-C5	-8.24	1.34	1.39
35	BA	1894	C	N1-C6	-8.23	1.32	1.37
35	BA	1979	C	N3-C4	-8.23	1.28	1.33
35	BA	837	C	N1-C6	-8.22	1.32	1.37
35	BA	1664	A	N3-C4	8.22	1.39	1.34

Continued on next page...

Continued from previous page...

Mol	Chain	Res	Type	Atoms	Z	Observed(Å)	Ideal(Å)
1	AA	164	U	C4-O4	-8.22	1.17	1.23
35	BA	233	A	N3-C4	-8.22	1.29	1.34
1	AA	385	C	C4-C5	-8.22	1.36	1.43
35	BA	2825	C	C4-C5	-8.22	1.36	1.43
1	AA	33	A	N9-C4	-8.21	1.32	1.37
1	AA	273	A	N9-C4	-8.21	1.32	1.37
35	BA	1651	G	C2-N3	-8.21	1.26	1.32
35	BA	1793	C	P-O5'	-8.21	1.51	1.59
1	AA	658	G	C6-O6	-8.21	1.16	1.24
35	BA	1930	G	N3-C4	-8.21	1.29	1.35
35	BA	2485	G	N9-C4	-8.21	1.31	1.38
35	BA	2812	G	C6-O6	-8.21	1.16	1.24
1	AA	1480	G	C8-N7	-8.20	1.26	1.30
35	BA	143	G	C8-N7	-8.20	1.26	1.30
35	BA	2761	G	C5-C4	-8.20	1.32	1.38
1	AA	135	C	N1-C6	-8.20	1.32	1.37
22	AV	76	A	C6-N6	-8.20	1.27	1.33
35	BA	1765	C	N1-C6	-8.20	1.32	1.37
35	BA	1831	G	C6-N1	-8.20	1.33	1.39
35	BA	2499	C	N1-C6	-8.20	1.32	1.37
35	BA	2733	A	N7-C5	-8.20	1.34	1.39
35	BA	89	G	C4'-C3'	-8.20	1.44	1.53
1	AA	236	G	N3-C4	-8.20	1.29	1.35
35	BA	1393	A	N9-C4	-8.19	1.32	1.37
35	BA	2235	G	N7-C5	-8.19	1.34	1.39
1	AA	382	A	C6-N1	-8.18	1.29	1.35
1	AA	1081	G	N3-C4	-8.18	1.29	1.35
35	BA	1603	A	C6-N1	-8.18	1.29	1.35
1	AA	785	G	N9-C4	-8.18	1.31	1.38
35	BA	2237	G	N9-C4	-8.18	1.31	1.38
1	AA	948	C	C4'-C3'	-8.18	1.44	1.53
22	AV	67	C	N1-C6	-8.18	1.32	1.37
35	BA	2156	G	N7-C5	-8.17	1.34	1.39
35	BA	953	A	C8-N7	-8.17	1.25	1.31
1	AA	1415	G	N7-C5	-8.17	1.34	1.39
35	BA	1722	A	N3-C4	-8.17	1.29	1.34
36	BB	86	G	N7-C5	-8.17	1.34	1.39
35	BA	613	G	N9-C8	8.16	1.43	1.37
36	BB	24	G	N9-C8	-8.16	1.32	1.37
35	BA	1627	G	C8-N7	-8.16	1.26	1.30
35	BA	2131	G	N7-C5	-8.16	1.34	1.39
35	BA	2873	A	N7-C5	-8.16	1.34	1.39

Continued on next page...

Continued from previous page...

Mol	Chain	Res	Type	Atoms	Z	Observed(Å)	Ideal(Å)
1	AA	736	C	C4'-C3'	-8.16	1.44	1.53
1	AA	1090	U	N3-C4	-8.16	1.31	1.38
35	BA	1476	C	C4-C5	-8.16	1.36	1.43
35	BA	2152	G	C8-N7	-8.16	1.26	1.30
1	AA	857	C	C5-C6	-8.15	1.27	1.34
1	AA	231	G	C2-N3	-8.15	1.26	1.32
35	BA	2643	G	N7-C5	-8.15	1.34	1.39
1	AA	1080	A	C6-N6	-8.14	1.27	1.33
35	BA	1032	A	C2-N3	-8.14	1.26	1.33
35	BA	322	A	N9-C4	-8.14	1.32	1.37
35	BA	1618	A	N7-C5	-8.14	1.34	1.39
35	BA	827	U	C4-C5	-8.14	1.36	1.43
35	BA	859	G	N9-C8	-8.14	1.32	1.37
35	BA	1577	C	N3-C4	-8.14	1.28	1.33
1	AA	965	A	N9-C4	-8.13	1.32	1.37
35	BA	346	A	C5-C4	-8.13	1.33	1.38
1	AA	92	C	N1-C6	8.13	1.42	1.37
35	BA	1662	C	C2-N3	-8.13	1.29	1.35
1	AA	838	G	N9-C8	-8.13	1.32	1.37
35	BA	2515	C	N1-C6	-8.12	1.32	1.37
1	AA	1002	G	C8-N7	-8.12	1.26	1.30
35	BA	2764	A	N3-C4	-8.12	1.29	1.34
35	BA	2831	G	C2-N3	-8.12	1.26	1.32
1	AA	912	C	N3-C4	-8.12	1.28	1.33
23	AX	16	A	C5-C4	-8.12	1.33	1.38
35	BA	117	G	C6-O6	-8.12	1.16	1.24
35	BA	1674	G	N1-C2	-8.12	1.31	1.37
36	BB	19	G	N7-C5	-8.12	1.34	1.39
35	BA	2755	C	C4-C5	-8.12	1.36	1.43
1	AA	1056	U	C4-C5	-8.11	1.36	1.43
35	BA	1933	G	C6-N1	-8.11	1.33	1.39
1	AA	574	A	C5-C4	-8.11	1.33	1.38
35	BA	392	C	N3-C4	-8.11	1.28	1.33
35	BA	1772	G	C5-C6	-8.11	1.34	1.42
35	BA	1106	G	N9-C4	-8.10	1.31	1.38
36	BB	74	U	P-O5'	-8.10	1.51	1.59
35	BA	1237	A	N3-C4	-8.10	1.29	1.34
35	BA	1373	A	C6-N1	-8.10	1.29	1.35
1	AA	148	G	N7-C5	-8.09	1.34	1.39
1	AA	1117	G	N7-C5	-8.09	1.34	1.39
35	BA	2664	G	C5-C4	-8.09	1.32	1.38
35	BA	1932	A	N1-C2	-8.09	1.27	1.34

Continued on next page...

Continued from previous page...

Mol	Chain	Res	Type	Atoms	Z	Observed(Å)	Ideal(Å)
35	BA	2349	G	N7-C5	-8.09	1.34	1.39
35	BA	906	G	C8-N7	-8.08	1.26	1.30
35	BA	2480	C	N1-C2	-8.08	1.32	1.40
1	AA	1429	C	N3-C4	-8.08	1.28	1.33
1	AA	772	U	C4-C5	-8.08	1.36	1.43
1	AA	814	A	N1-C2	-8.08	1.27	1.34
35	BA	1007	C	C4-C5	-8.07	1.36	1.43
1	AA	351	G	N7-C5	-8.07	1.34	1.39
1	AA	324	G	C2-N3	-8.06	1.26	1.32
35	BA	1755	A	N3-C4	-8.06	1.30	1.34
35	BA	2462	U	C2-N3	-8.06	1.32	1.37
36	BB	104	U	C4-C5	-8.06	1.36	1.43
35	BA	2110	G	N7-C5	-8.06	1.34	1.39
1	AA	1403	C	C5-C6	-8.06	1.27	1.34
1	AA	430	A	N3-C4	-8.06	1.30	1.34
1	AA	563	A	N3-C4	-8.06	1.30	1.34
35	BA	1701	A	N3-C4	-8.06	1.30	1.34
35	BA	2534	A	C6-N1	-8.06	1.29	1.35
35	BA	1977	A	N7-C5	-8.06	1.34	1.39
36	BB	85	G	N9-C8	-8.06	1.32	1.37
35	BA	38	A	N3-C4	8.05	1.39	1.34
35	BA	453	C	N1-C6	-8.05	1.32	1.37
1	AA	527	G	N3-C4	-8.05	1.29	1.35
35	BA	1056	G	N7-C5	-8.04	1.34	1.39
1	AA	189(F)	U	C2-N3	-8.04	1.32	1.37
35	BA	2574	G	N3-C4	-8.04	1.29	1.35
22	AV	43	A	N3-C4	-8.04	1.30	1.34
35	BA	1580	A	N3-C4	-8.04	1.30	1.34
35	BA	817	C	C5-C6	-8.04	1.27	1.34
35	BA	1416	G	N3-C4	-8.04	1.29	1.35
35	BA	272(E)	G	C6-N1	-8.03	1.33	1.39
35	BA	1546	C	N3-C4	-8.03	1.28	1.33
1	AA	787	A	O3'-P	-8.03	1.51	1.61
1	AA	854	G	C6-N1	-8.03	1.33	1.39
35	BA	1639	U	C4-C5	-8.03	1.36	1.43
35	BA	2221	G	N9-C8	-8.03	1.32	1.37
35	BA	271(T)	C	N1-C6	-8.02	1.32	1.37
35	BA	2851	A	C5-C4	-8.02	1.33	1.38
35	BA	647	G	N7-C5	-8.02	1.34	1.39
35	BA	927	G	C6-N1	-8.02	1.33	1.39
35	BA	1546	C	N1-C6	-8.02	1.32	1.37
35	BA	1948	G	N7-C5	-8.01	1.34	1.39

Continued on next page...

Continued from previous page...

Mol	Chain	Res	Type	Atoms	Z	Observed(Å)	Ideal(Å)
35	BA	2200	C	N3-C4	-8.01	1.28	1.33
35	BA	2893	G	N7-C5	-8.01	1.34	1.39
1	AA	1318	A	N9-C4	-8.01	1.33	1.37
35	BA	2803	C	C2-O2	-8.01	1.17	1.24
1	AA	942	G	N9-C8	-8.01	1.32	1.37
35	BA	1431	U	C4'-C3'	-8.01	1.44	1.53
1	AA	461	A	N9-C4	-8.01	1.33	1.37
35	BA	359	A	N9-C4	-8.01	1.33	1.37
35	BA	1559	G	N7-C5	-8.01	1.34	1.39
35	BA	1571	A	N9-C8	-8.00	1.31	1.37
35	BA	2121	G	N1-C2	-8.00	1.31	1.37
23	AX	12	A	P-O5'	-8.00	1.51	1.59
35	BA	2398	U	C5'-C4'	-8.00	1.41	1.51
1	AA	774	G	C6-N1	-8.00	1.33	1.39
1	AA	331	G	C8-N7	-8.00	1.26	1.30
36	BB	19	G	C5-C6	-7.99	1.34	1.42
1	AA	280	C	C4-C5	-7.99	1.36	1.43
1	AA	1064	G	N3-C4	-7.99	1.29	1.35
35	BA	363	G	C6-N1	-7.99	1.33	1.39
35	BA	1226	A	C6-N1	-7.99	1.29	1.35
35	BA	2253	G	N9-C8	-7.99	1.32	1.37
1	AA	1190	G	N7-C5	-7.99	1.34	1.39
35	BA	2082	A	N7-C5	-7.99	1.34	1.39
22	AV	5	G	N9-C4	-7.99	1.31	1.38
35	BA	2883	A	C6-N1	-7.99	1.29	1.35
1	AA	929	G	C8-N7	-7.98	1.26	1.30
35	BA	2426	A	N9-C4	-7.98	1.33	1.37
1	AA	1115	C	C5-C6	-7.98	1.27	1.34
1	AA	939	G	C5-C6	-7.97	1.34	1.42
1	AA	1494	G	N3-C4	-7.97	1.29	1.35
36	BB	82	G	N3-C4	-7.97	1.29	1.35
1	AA	508	C	C5-C6	-7.97	1.27	1.34
35	BA	565	C	C5-C6	-7.97	1.27	1.34
1	AA	160	A	P-O5'	-7.97	1.51	1.59
1	AA	1081	G	N7-C5	-7.97	1.34	1.39
35	BA	952	G	C5-C4	-7.97	1.32	1.38
35	BA	2024	G	N1-C2	-7.97	1.31	1.37
1	AA	1042	G	C8-N7	-7.96	1.26	1.30
35	BA	700	G	C8-N7	-7.96	1.26	1.30
35	BA	745	G	C5-C6	-7.96	1.34	1.42
35	BA	869	G	C8-N7	-7.96	1.26	1.30
1	AA	1112	C	C2-O2	-7.96	1.17	1.24

Continued on next page...

Continued from previous page...

Mol	Chain	Res	Type	Atoms	Z	Observed(Å)	Ideal(Å)
1	AA	952	U	N1-C2	-7.96	1.31	1.38
35	BA	114	U	C2-O2	-7.95	1.15	1.22
35	BA	629	G	N3-C4	-7.95	1.29	1.35
1	AA	228	A	C5-C4	-7.95	1.33	1.38
35	BA	1031	G	C2-N3	-7.95	1.26	1.32
35	BA	1163	G	C2-N3	-7.95	1.26	1.32
35	BA	1378	A	C6-N6	-7.95	1.27	1.33
35	BA	1510	G	C5-C4	-7.95	1.32	1.38
35	BA	2053	G	N3-C4	-7.95	1.29	1.35
36	BB	71	C	N1-C6	-7.95	1.32	1.37
35	BA	44	G	C5-C6	-7.95	1.34	1.42
35	BA	1862	G	C8-N7	-7.94	1.26	1.30
35	BA	1610	A	N9-C4	7.94	1.42	1.37
35	BA	1953	A	N9-C4	-7.94	1.33	1.37
35	BA	2080	G	C5-C4	-7.94	1.32	1.38
1	AA	967	C	C4-N4	-7.94	1.26	1.33
35	BA	1536	C	N3-C4	-7.94	1.28	1.33
36	BB	52	A	C8-N7	-7.94	1.25	1.31
35	BA	1369	G	N7-C5	-7.94	1.34	1.39
1	AA	1457	G	N3-C4	-7.94	1.29	1.35
1	AA	401	C	N3-C4	-7.93	1.28	1.33
22	AV	4	G	N9-C4	-7.93	1.31	1.38
35	BA	231	C	C2-N3	-7.93	1.29	1.35
35	BA	2208	A	C8-N7	-7.93	1.25	1.31
1	AA	189(G)	G	N7-C5	7.93	1.44	1.39
35	BA	363(B)	G	N9-C8	-7.93	1.32	1.37
1	AA	839	U	C4-C5	-7.93	1.36	1.43
35	BA	527	C	N1-C6	-7.93	1.32	1.37
35	BA	1574	C	N1-C6	-7.93	1.32	1.37
1	AA	767	A	C8-N7	-7.93	1.26	1.31
35	BA	1816	G	C5-C4	-7.93	1.32	1.38
35	BA	1383	C	C4'-O4'	-7.92	1.35	1.45
1	AA	55	A	N7-C5	-7.92	1.34	1.39
35	BA	81	G	N7-C5	-7.92	1.34	1.39
35	BA	1293	C	C5-C6	-7.92	1.28	1.34
35	BA	2493	U	N1-C2	-7.92	1.31	1.38
22	AV	35	A	N3-C4	-7.92	1.30	1.34
35	BA	946	G	C8-N7	-7.92	1.26	1.30
22	AV	21	A	N9-C4	-7.91	1.33	1.37
35	BA	641	C	C5-C6	-7.91	1.28	1.34
1	AA	759	A	N7-C5	-7.91	1.34	1.39
1	AA	906	G	N7-C5	-7.91	1.34	1.39

Continued on next page...

Continued from previous page...

Mol	Chain	Res	Type	Atoms	Z	Observed(Å)	Ideal(Å)
1	AA	977	A	N9-C4	7.91	1.42	1.37
35	BA	248	G	N7-C5	-7.91	1.34	1.39
35	BA	1236	G	C2-N3	-7.91	1.26	1.32
1	AA	107	G	N9-C8	-7.90	1.32	1.37
35	BA	767	U	C2-O2	-7.90	1.15	1.22
1	AA	313	A	C4'-C3'	-7.90	1.44	1.53
1	AA	1082	G	N3-C4	-7.90	1.29	1.35
1	AA	690	G	N9-C4	-7.90	1.31	1.38
35	BA	869	G	N7-C5	-7.90	1.34	1.39
35	BA	649	G	N9-C8	-7.90	1.32	1.37
35	BA	2004	G	C6-O6	-7.90	1.17	1.24
1	AA	518	C	C4-C5	-7.89	1.36	1.43
1	AA	689	C	C2-N3	-7.89	1.29	1.35
1	AA	1520	G	N7-C5	-7.89	1.34	1.39
35	BA	2603	G	N7-C5	-7.89	1.34	1.39
35	BA	497	A	N3-C4	-7.89	1.30	1.34
1	AA	533	A	C5-C4	-7.89	1.33	1.38
1	AA	777	A	C5-C4	-7.89	1.33	1.38
35	BA	730	C	C2-O2	-7.89	1.17	1.24
35	BA	1440	G	N3-C4	-7.89	1.29	1.35
35	BA	2151	G	N9-C4	-7.89	1.31	1.38
1	AA	577	G	C8-N7	-7.88	1.26	1.30
1	AA	50	A	C8-N7	-7.88	1.26	1.31
35	BA	2103	C	C4-C5	-7.88	1.36	1.43
1	AA	231	G	C5-C4	-7.88	1.32	1.38
1	AA	1294	G	N7-C5	-7.88	1.34	1.39
35	BA	1699	G	C5-C4	-7.88	1.32	1.38
35	BA	40	C	C5-C6	-7.87	1.28	1.34
1	AA	790	A	C8-N7	-7.87	1.26	1.31
35	BA	1541	G	N7-C5	-7.87	1.34	1.39
1	AA	1306	A	C5-C4	-7.86	1.33	1.38
35	BA	95	G	N3-C4	-7.86	1.29	1.35
35	BA	1139	G	C8-N7	7.86	1.35	1.30
35	BA	1277	G	N7-C5	-7.86	1.34	1.39
35	BA	761	A	N9-C4	-7.85	1.33	1.37
1	AA	197	A	N3-C4	-7.85	1.30	1.34
22	AV	21	A	C6-N1	-7.85	1.30	1.35
35	BA	225	A	N3-C4	-7.85	1.30	1.34
35	BA	2511	U	C4'-C3'	-7.85	1.44	1.53
1	AA	1412	C	C2-N3	-7.85	1.29	1.35
1	AA	52	G	C2-N3	-7.85	1.26	1.32
35	BA	1665	A	N3-C4	-7.85	1.30	1.34

Continued on next page...

Continued from previous page...

Mol	Chain	Res	Type	Atoms	Z	Observed(Å)	Ideal(Å)
1	AA	852	G	C4'-C3'	-7.85	1.44	1.53
1	AA	856	C	N1-C6	-7.85	1.32	1.37
35	BA	1780	A	N1-C2	-7.85	1.27	1.34
1	AA	1289	A	N7-C5	-7.84	1.34	1.39
35	BA	927	G	C8-N7	-7.84	1.26	1.30
35	BA	2655	G	N9-C8	-7.84	1.32	1.37
35	BA	2173	A	N7-C5	7.84	1.44	1.39
1	AA	1405	G	N3-C4	-7.84	1.29	1.35
1	AA	828	A	N3-C4	-7.84	1.30	1.34
35	BA	1748	G	N9-C4	-7.84	1.31	1.38
35	BA	410	G	N7-C5	-7.84	1.34	1.39
35	BA	1170	G	N7-C5	-7.84	1.34	1.39
35	BA	2869	G	C8-N7	-7.84	1.26	1.30
1	AA	909	A	N1-C2	-7.84	1.27	1.34
35	BA	374	A	N1-C2	-7.84	1.27	1.34
1	AA	271	C	N1-C6	-7.83	1.32	1.37
1	AA	725	G	N1-C2	-7.83	1.31	1.37
35	BA	2222	G	C8-N7	-7.83	1.26	1.30
1	AA	1151	A	N9-C4	-7.83	1.33	1.37
1	AA	1483	A	C5-C4	-7.83	1.33	1.38
1	AA	6	G	C2-N3	-7.83	1.26	1.32
1	AA	586	C	N1-C6	-7.82	1.32	1.37
35	BA	1351	C	N1-C6	-7.82	1.32	1.37
35	BA	2178	C	N1-C6	-7.82	1.32	1.37
35	BA	332	A	C5-C4	-7.82	1.33	1.38
35	BA	2054	A	C6-N1	-7.82	1.30	1.35
1	AA	730	G	C5-C4	-7.82	1.32	1.38
1	AA	1009	G	C3'-C2'	-7.82	1.44	1.52
1	AA	867	G	C6-O6	-7.82	1.17	1.24
1	AA	1044	A	N9-C4	-7.82	1.33	1.37
35	BA	2230	G	C4'-C3'	-7.81	1.44	1.53
35	BA	2361	A	N7-C5	7.81	1.44	1.39
1	AA	1256	A	P-O5'	-7.81	1.51	1.59
35	BA	1840	G	C8-N7	-7.81	1.26	1.30
1	AA	420	U	C4-O4	-7.81	1.17	1.23
1	AA	1442(A)	G	C6-N1	-7.81	1.34	1.39
36	BB	59	A	C6-N6	-7.81	1.27	1.33
35	BA	878	A	N7-C5	-7.81	1.34	1.39
35	BA	1823	G	P-O5'	-7.81	1.51	1.59
36	BB	52	A	N7-C5	-7.81	1.34	1.39
35	BA	363(F)	A	N7-C5	7.80	1.44	1.39
35	BA	1763	G	C6-N1	-7.80	1.34	1.39

Continued on next page...

Continued from previous page...

Mol	Chain	Res	Type	Atoms	Z	Observed(Å)	Ideal(Å)
1	AA	1265	G	C5-C4	-7.80	1.32	1.38
35	BA	1363	C	C2-N3	-7.80	1.29	1.35
35	BA	1660	C	N1-C6	-7.79	1.32	1.37
35	BA	2239	G	N9-C8	-7.79	1.32	1.37
35	BA	2294	C	N1-C6	-7.79	1.32	1.37
35	BA	2671	A	C2'-C1'	-7.79	1.44	1.53
35	BA	873	G	C2-N2	-7.79	1.26	1.34
35	BA	957	A	N3-C4	-7.79	1.30	1.34
35	BA	2608	G	N7-C5	-7.79	1.34	1.39
36	BB	76	G	C5-C4	7.79	1.43	1.38
35	BA	233	A	C6-N1	-7.78	1.30	1.35
1	AA	1003	G	C8-N7	-7.78	1.26	1.30
35	BA	320	A	C5-C4	-7.78	1.33	1.38
35	BA	1321	A	C5-C4	-7.78	1.33	1.38
35	BA	1865	G	C2'-O2'	-7.78	1.31	1.41
35	BA	2088	G	C5-C4	-7.78	1.32	1.38
35	BA	909	A	C5-C6	-7.77	1.34	1.41
1	AA	236	G	C6-N1	-7.77	1.34	1.39
35	BA	2735	G	C6-N1	-7.77	1.34	1.39
35	BA	2549	G	N7-C5	-7.77	1.34	1.39
1	AA	524	G	N9-C8	-7.77	1.32	1.37
35	BA	1625	C	C4-C5	-7.77	1.36	1.43
1	AA	865	A	C6-N6	-7.77	1.27	1.33
1	AA	573	A	N7-C5	-7.76	1.34	1.39
1	AA	579	G	N9-C4	-7.76	1.31	1.38
35	BA	1271	G	C6-O6	-7.76	1.17	1.24
35	BA	2162	G	N9-C4	-7.76	1.31	1.38
35	BA	497	A	C5-C4	-7.76	1.33	1.38
1	AA	105	G	N7-C5	-7.76	1.34	1.39
35	BA	579	G	N7-C5	-7.76	1.34	1.39
35	BA	1142(A)	A	N3-C4	-7.76	1.30	1.34
35	BA	1583	A	C3'-C2'	-7.76	1.44	1.52
35	BA	2439	A	N3-C4	-7.76	1.30	1.34
1	AA	196	A	N9-C4	-7.75	1.33	1.37
1	AA	1389	C	C2-N3	-7.75	1.29	1.35
1	AA	1499	A	C8-N7	-7.75	1.26	1.31
35	BA	90	U	C4-O4	-7.75	1.17	1.23
35	BA	2179	C	C4-C5	-7.75	1.36	1.43
35	BA	2701	C	C5-C6	-7.75	1.28	1.34
35	BA	1569	A	N3-C4	7.75	1.39	1.34
1	AA	571	U	N3-C4	-7.74	1.31	1.38
1	AA	945	G	C3'-C2'	-7.74	1.44	1.52

Continued on next page...

Continued from previous page...

Mol	Chain	Res	Type	Atoms	Z	Observed(Å)	Ideal(Å)
35	BA	1917	U	O3'-P	-7.74	1.51	1.61
1	AA	1523	G	N1-C2	-7.74	1.31	1.37
1	AA	1299	A	C5'-C4'	-7.73	1.42	1.51
35	BA	183	C	N3-C4	-7.73	1.28	1.33
35	BA	279	C	N1-C6	7.73	1.41	1.37
35	BA	289	A	N3-C4	-7.73	1.30	1.34
35	BA	2509	G	C4'-C3'	-7.73	1.44	1.53
1	AA	1516	G	C5-C6	-7.73	1.34	1.42
35	BA	1910	G	N3-C4	-7.73	1.30	1.35
35	BA	2383	G	N3-C4	-7.73	1.30	1.35
35	BA	52	A	C5-C6	-7.72	1.34	1.41
1	AA	1498	U	N3-C4	-7.72	1.31	1.38
35	BA	500	G	C6-N1	-7.72	1.34	1.39
35	BA	94	C	C2-N3	-7.72	1.29	1.35
35	BA	654(O)	G	N7-C5	-7.72	1.34	1.39
35	BA	2883	A	N1-C2	-7.72	1.27	1.34
1	AA	938	A	N9-C8	-7.72	1.31	1.37
35	BA	892	G	C8-N7	-7.72	1.26	1.30
35	BA	136	G	N9-C4	7.72	1.44	1.38
35	BA	1112	G	C4'-C3'	-7.72	1.44	1.53
1	AA	297	G	N7-C5	-7.71	1.34	1.39
35	BA	213	A	N1-C2	-7.71	1.27	1.34
35	BA	425	G	N7-C5	-7.71	1.34	1.39
1	AA	1490	C	N1-C6	-7.71	1.32	1.37
35	BA	632	A	N3-C4	-7.71	1.30	1.34
35	BA	1274	A	C8-N7	-7.71	1.26	1.31
35	BA	827	U	O3'-P	-7.71	1.51	1.61
35	BA	875	G	C2-N3	-7.71	1.26	1.32
35	BA	1395	A	N9-C4	-7.70	1.33	1.37
1	AA	1323	G	N7-C5	-7.70	1.34	1.39
35	BA	60	G	C8-N7	-7.70	1.26	1.30
1	AA	313	A	N7-C5	-7.70	1.34	1.39
1	AA	1270	C	N3-C4	-7.70	1.28	1.33
35	BA	72	U	C2-N3	-7.70	1.32	1.37
35	BA	2317	C	C2-N3	-7.70	1.29	1.35
1	AA	154	C	N1-C6	-7.69	1.32	1.37
35	BA	2075	U	N1-C6	-7.69	1.31	1.38
1	AA	109	A	C6-N6	-7.69	1.27	1.33
1	AA	408	A	C6-N1	-7.69	1.30	1.35
35	BA	135	G	N3-C4	-7.69	1.30	1.35
35	BA	693	C	N1-C2	-7.69	1.32	1.40
35	BA	1911	U	N1-C6	-7.69	1.31	1.38

Continued on next page...

Continued from previous page...

Mol	Chain	Res	Type	Atoms	Z	Observed(Å)	Ideal(Å)
36	BB	46	A	N7-C5	-7.69	1.34	1.39
1	AA	574	A	N9-C8	-7.68	1.31	1.37
36	BB	51	G	C8-N7	-7.68	1.26	1.30
1	AA	1464	G	N9-C8	-7.68	1.32	1.37
35	BA	325	G	C2-N3	-7.68	1.26	1.32
1	AA	682	G	C8-N7	-7.68	1.26	1.30
35	BA	465	G	C8-N7	-7.68	1.26	1.30
35	BA	2286	A	C5-C6	-7.68	1.34	1.41
35	BA	1512	U	N3-C4	-7.68	1.31	1.38
1	AA	1078	U	C2-N3	-7.67	1.32	1.37
22	AV	29	G	N1-C2	-7.67	1.31	1.37
35	BA	2052	G	C6-N1	7.67	1.45	1.39
35	BA	2679	A	C5-C6	-7.67	1.34	1.41
35	BA	545	C	C5-C6	-7.67	1.28	1.34
35	BA	84	A	N7-C5	-7.67	1.34	1.39
35	BA	1365	A	N7-C5	-7.67	1.34	1.39
35	BA	2149	G	N7-C5	-7.67	1.34	1.39
35	BA	2554	U	N3-C4	-7.67	1.31	1.38
35	BA	1493	C	C5-C6	-7.67	1.28	1.34
35	BA	1827	C	N1-C6	-7.67	1.32	1.37
1	AA	29	G	N3-C4	-7.67	1.30	1.35
1	AA	1035	A	N3-C4	-7.67	1.30	1.34
35	BA	139(A)	G	C4'-C3'	-7.67	1.44	1.53
35	BA	272	G	N3-C4	-7.67	1.30	1.35
35	BA	674	G	C2-N3	-7.67	1.26	1.32
35	BA	978	G	N3-C4	-7.67	1.30	1.35
35	BA	1104	C	C2-N3	-7.67	1.29	1.35
35	BA	1212	G	N9-C8	-7.67	1.32	1.37
35	BA	1520	G	N9-C8	-7.67	1.32	1.37
35	BA	1709	U	N1-C2	7.67	1.45	1.38
35	BA	654(E)	G	C6-N1	-7.67	1.34	1.39
35	BA	2536	G	C8-N7	-7.67	1.26	1.30
35	BA	2618	G	C8-N7	-7.67	1.26	1.30
1	AA	266	G	N7-C5	-7.66	1.34	1.39
35	BA	948	G	N7-C5	-7.66	1.34	1.39
35	BA	1058	G	N7-C5	-7.66	1.34	1.39
35	BA	1861	G	C5-C4	-7.66	1.32	1.38
1	AA	650	G	N3-C4	-7.66	1.30	1.35
35	BA	2662	A	C8-N7	-7.66	1.26	1.31
1	AA	617	G	N7-C5	-7.66	1.34	1.39
35	BA	695	G	N7-C5	-7.66	1.34	1.39
1	AA	659	U	N3-C4	-7.66	1.31	1.38

Continued on next page...

Continued from previous page...

Mol	Chain	Res	Type	Atoms	Z	Observed(Å)	Ideal(Å)
1	AA	1234	C	N3-C4	-7.66	1.28	1.33
35	BA	2801	A	N9-C4	-7.65	1.33	1.37
1	AA	19	C	N1-C6	-7.65	1.32	1.37
1	AA	739	C	N3-C4	-7.65	1.28	1.33
35	BA	669	G	N1-C2	-7.65	1.31	1.37
35	BA	2540	C	N3-C4	-7.65	1.28	1.33
35	BA	1231	G	N9-C4	-7.65	1.31	1.38
35	BA	1702	G	C6-O6	-7.65	1.17	1.24
35	BA	1523	U	C2'-C1'	-7.65	1.45	1.53
36	BB	63	G	C8-N7	-7.65	1.26	1.30
35	BA	74	A	C8-N7	-7.64	1.26	1.31
35	BA	1970	A	C6-N1	-7.64	1.30	1.35
35	BA	294	A	N3-C4	-7.64	1.30	1.34
35	BA	1182	A	N9-C4	-7.64	1.33	1.37
1	AA	484	G	N7-C5	-7.64	1.34	1.39
1	AA	945	G	N7-C5	-7.64	1.34	1.39
1	AA	958	A	N7-C5	-7.64	1.34	1.39
35	BA	437	G	N7-C5	-7.64	1.34	1.39
35	BA	655	A	N7-C5	-7.64	1.34	1.39
1	AA	500	G	C6-N1	-7.64	1.34	1.39
34	B9	28	GLU	CD-OE2	-7.64	1.17	1.25
35	BA	1579	A	N9-C4	-7.63	1.33	1.37
35	BA	2035	G	C6-O6	-7.63	1.17	1.24
35	BA	2309	A	N9-C4	-7.63	1.33	1.37
35	BA	2250	G	C6-N1	-7.63	1.34	1.39
35	BA	2396	G	C6-N1	-7.63	1.34	1.39
1	AA	353	A	C5-C4	-7.63	1.33	1.38
1	AA	1272	G	C2'-O2'	-7.63	1.31	1.41
1	AA	902	G	N7-C5	7.63	1.43	1.39
1	AA	1163	C	C4'-C3'	-7.63	1.44	1.53
35	BA	1929	G	N7-C5	-7.63	1.34	1.39
35	BA	2509	G	C8-N7	-7.63	1.26	1.30
35	BA	2674	G	C6-N1	-7.63	1.34	1.39
35	BA	360	G	C6-O6	-7.62	1.17	1.24
35	BA	1830	C	C4-C5	-7.62	1.36	1.43
35	BA	414	C	C2-N3	-7.62	1.29	1.35
1	AA	765	G	N9-C8	-7.62	1.32	1.37
1	AA	1120	G	N7-C5	-7.62	1.34	1.39
1	AA	1300	G	N9-C8	-7.62	1.32	1.37
35	BA	702	G	N7-C5	-7.62	1.34	1.39
35	BA	1229	G	N3-C4	7.62	1.40	1.35
36	BB	57	A	N7-C5	-7.62	1.34	1.39

Continued on next page...

Continued from previous page...

Mol	Chain	Res	Type	Atoms	Z	Observed(Å)	Ideal(Å)
35	BA	682	G	C6-N1	7.62	1.44	1.39
35	BA	418	G	C2-N2	-7.62	1.26	1.34
1	AA	577	G	C6-N1	-7.62	1.34	1.39
35	BA	916	G	N3-C4	-7.62	1.30	1.35
22	AV	64	G	C2-N3	-7.61	1.26	1.32
1	AA	1374	A	C6-N6	-7.61	1.27	1.33
1	AA	1390	U	C2-O2	-7.61	1.15	1.22
35	BA	792	G	C2-N3	-7.61	1.26	1.32
1	AA	1484	C	N1-C6	-7.61	1.32	1.37
35	BA	2624	G	N9-C8	-7.61	1.32	1.37
36	BB	6	C	C4-C5	-7.61	1.36	1.43
35	BA	777	A	C8-N7	7.60	1.36	1.31
35	BA	1077	A	N9-C4	-7.60	1.33	1.37
35	BA	1678	G	C4'-C3'	-7.60	1.44	1.53
35	BA	452	G	C6-N1	-7.60	1.34	1.39
35	BA	2434	A	N7-C5	-7.60	1.34	1.39
1	AA	889	A	C6-N1	-7.59	1.30	1.35
35	BA	1649	G	C8-N7	-7.59	1.26	1.30
35	BA	2253	G	C2-N3	-7.59	1.26	1.32
1	AA	202	U	C4-C5	-7.59	1.36	1.43
35	BA	1241	A	N1-C2	-7.59	1.27	1.34
36	BB	118	G	C5-C4	-7.59	1.33	1.38
1	AA	718	G	N1-C2	-7.59	1.31	1.37
35	BA	1201	C	C5-C6	-7.59	1.28	1.34
35	BA	1441	G	N1-C2	-7.59	1.31	1.37
35	BA	1768	U	C2-O2	-7.59	1.15	1.22
36	BB	101	G	C6-N1	-7.59	1.34	1.39
35	BA	1223	G	N3-C4	-7.59	1.30	1.35
35	BA	2439	A	C6-N1	-7.59	1.30	1.35
1	AA	716	A	C3'-C2'	-7.59	1.44	1.52
35	BA	1359	A	N9-C4	-7.58	1.33	1.37
35	BA	1460	A	N1-C2	-7.58	1.27	1.34
35	BA	2141	G	N9-C8	-7.58	1.32	1.37
35	BA	2163	C	N3-C4	-7.58	1.28	1.33
1	AA	1502	A	N7-C5	-7.58	1.34	1.39
35	BA	463	G	N9-C8	-7.58	1.32	1.37
35	BA	1206	G	C8-N7	-7.58	1.26	1.30
35	BA	1027	A	N3-C4	-7.58	1.30	1.34
35	BA	1979	C	N1-C6	-7.58	1.32	1.37
1	AA	488	C	C4-N4	-7.57	1.27	1.33
35	BA	1063	G	N9-C8	-7.57	1.32	1.37
35	BA	1831	G	C6-O6	-7.57	1.17	1.24

Continued on next page...

Continued from previous page...

Mol	Chain	Res	Type	Atoms	Z	Observed(Å)	Ideal(Å)
36	BB	61	G	N9-C8	-7.57	1.32	1.37
35	BA	2031	A	N9-C4	-7.57	1.33	1.37
35	BA	2470	G	N1-C2	-7.57	1.31	1.37
36	BB	1	U	C5-C6	-7.57	1.27	1.34
57	BZ	186	GLU	CD-OE1	-7.57	1.17	1.25
35	BA	2809	A	C8-N7	-7.57	1.26	1.31
35	BA	1538	G	N7-C5	-7.57	1.34	1.39
35	BA	2810	A	N7-C5	-7.57	1.34	1.39
1	AA	810	C	N3-C4	-7.56	1.28	1.33
35	BA	1250	G	C4'-C3'	-7.56	1.44	1.53
35	BA	2641	G	C4'-C3'	-7.56	1.44	1.53
1	AA	922	G	P-O5'	-7.56	1.52	1.59
1	AA	1392	G	N9-C8	7.56	1.43	1.37
35	BA	2758	A	N1-C2	-7.56	1.27	1.34
35	BA	2787	C	P-O5'	-7.55	1.52	1.59
1	AA	1042	G	C6-N1	-7.55	1.34	1.39
35	BA	2046	G	N9-C4	-7.55	1.31	1.38
35	BA	2553	G	C8-N7	-7.55	1.26	1.30
35	BA	2665	A	C4'-C3'	-7.55	1.44	1.53
1	AA	535	A	C5-C4	-7.54	1.33	1.38
36	BB	53	A	C5-C6	-7.54	1.34	1.41
35	BA	457	A	C5-C6	-7.54	1.34	1.41
35	BA	1767	C	N3-C4	-7.54	1.28	1.33
35	BA	503	A	C6-N6	-7.54	1.27	1.33
35	BA	1223	G	C6-N1	-7.54	1.34	1.39
35	BA	1482	G	C6-N1	-7.54	1.34	1.39
35	BA	2149	G	C6-N1	-7.54	1.34	1.39
35	BA	2199	A	N7-C5	7.54	1.43	1.39
1	AA	807	A	N9-C4	-7.53	1.33	1.37
35	BA	1333	C	N3-C4	-7.53	1.28	1.33
35	BA	2810	A	N9-C4	-7.53	1.33	1.37
1	AA	650	G	C8-N7	7.53	1.35	1.30
1	AA	1504	G	N9-C4	-7.53	1.31	1.38
1	AA	219	C	C2-N3	-7.53	1.29	1.35
35	BA	1419	A	C6-N1	-7.53	1.30	1.35
35	BA	1943	U	C2-N3	7.53	1.43	1.37
35	BA	2340	G	N3-C4	-7.53	1.30	1.35
35	BA	2761	G	C2'-C1'	-7.52	1.45	1.53
1	AA	906	G	N1-C2	-7.52	1.31	1.37
35	BA	1631(A)	A	N1-C2	-7.52	1.27	1.34
35	BA	2062	A	N3-C4	7.52	1.39	1.34
35	BA	690	G	N3-C4	7.52	1.40	1.35

Continued on next page...

Continued from previous page...

Mol	Chain	Res	Type	Atoms	Z	Observed(Å)	Ideal(Å)
35	BA	775	G	C6-O6	-7.52	1.17	1.24
35	BA	2153	G	C6-N1	-7.52	1.34	1.39
35	BA	2772	C	C3'-C2'	-7.52	1.44	1.52
1	AA	453	A	C5-C4	-7.52	1.33	1.38
35	BA	671	C	N1-C6	-7.52	1.32	1.37
35	BA	2026	C	P-O5'	-7.52	1.52	1.59
35	BA	2430	A	C6-N1	-7.52	1.30	1.35
35	BA	227	A	C6-N6	-7.51	1.27	1.33
35	BA	1152	C	N3-C4	-7.51	1.28	1.33
35	BA	1189	A	C6-N1	-7.51	1.30	1.35
35	BA	880	G	C8-N7	-7.51	1.26	1.30
35	BA	2550	G	C8-N7	-7.51	1.26	1.30
1	AA	189(A)	C	N1-C6	-7.50	1.32	1.37
35	BA	908	C	N1-C6	-7.50	1.32	1.37
35	BA	152	G	C6-N1	-7.50	1.34	1.39
35	BA	2619	C	C4-N4	-7.50	1.27	1.33
35	BA	1946	U	C5-C6	-7.50	1.27	1.34
35	BA	2631	G	N9-C4	-7.50	1.31	1.38
1	AA	973	G	C5-C4	-7.50	1.33	1.38
1	AA	728	A	N3-C4	-7.49	1.30	1.34
35	BA	890	A	N3-C4	-7.49	1.30	1.34
36	BB	2	C	N1-C6	-7.49	1.32	1.37
1	AA	506	G	N7-C5	-7.49	1.34	1.39
35	BA	1047	G	N7-C5	-7.49	1.34	1.39
1	AA	688	G	C6-N1	-7.49	1.34	1.39
1	AA	1320	C	C2-N3	-7.49	1.29	1.35
35	BA	1941	C	N3-C4	-7.49	1.28	1.33
35	BA	2638	G	P-O5'	-7.48	1.52	1.59
1	AA	836	G	C2-N3	-7.48	1.26	1.32
35	BA	1431	U	C2-N3	-7.48	1.32	1.37
1	AA	643	C	C4-C5	-7.48	1.36	1.43
1	AA	921	U	O3'-P	-7.48	1.52	1.61
1	AA	945	G	N9-C4	-7.48	1.31	1.38
35	BA	423	A	N9-C4	-7.48	1.33	1.37
1	AA	639	G	C8-N7	7.47	1.35	1.30
35	BA	1313	U	C2-N3	-7.47	1.32	1.37
35	BA	1840	G	C2-N3	-7.47	1.26	1.32
1	AA	520	A	C8-N7	-7.47	1.26	1.31
35	BA	638	G	C6-N1	-7.47	1.34	1.39
35	BA	949	C	C5-C6	-7.47	1.28	1.34
35	BA	1178	C	N3-C4	-7.47	1.28	1.33
35	BA	2561	A	N7-C5	-7.47	1.34	1.39

Continued on next page...

Continued from previous page...

Mol	Chain	Res	Type	Atoms	Z	Observed(Å)	Ideal(Å)
35	BA	2822	G	C6-N1	-7.47	1.34	1.39
1	AA	7	G	N9-C8	-7.47	1.32	1.37
1	AA	360	A	N9-C8	-7.47	1.31	1.37
1	AA	310	G	C5'-C4'	-7.47	1.42	1.51
1	AA	885	G	C2-N2	-7.47	1.27	1.34
35	BA	121	G	N7-C5	-7.47	1.34	1.39
35	BA	174	C	N3-C4	-7.47	1.28	1.33
1	AA	33	A	C3'-C2'	-7.46	1.44	1.52
35	BA	704	G	C5-C4	-7.46	1.33	1.38
35	BA	777	A	N9-C4	7.46	1.42	1.37
35	BA	1147	C	N1-C6	-7.46	1.32	1.37
35	BA	2072	G	C5-C6	-7.46	1.34	1.42
1	AA	1042	G	C6-O6	-7.46	1.17	1.24
35	BA	2605	U	C2-N3	-7.46	1.32	1.37
1	AA	255	G	N1-C2	-7.46	1.31	1.37
35	BA	2067	G	N1-C2	-7.46	1.31	1.37
22	AV	53	G	C5-C4	-7.45	1.33	1.38
35	BA	1046	A	C4'-C3'	-7.45	1.45	1.53
36	BB	118	G	N1-C2	-7.45	1.31	1.37
1	AA	768	A	N3-C4	-7.45	1.30	1.34
1	AA	521	G	C2-N2	-7.45	1.27	1.34
35	BA	345	A	N7-C5	-7.45	1.34	1.39
35	BA	1087	G	C5-C4	-7.45	1.33	1.38
22	AV	50	U	C4-C5	-7.44	1.36	1.43
35	BA	42	G	N9-C8	-7.44	1.32	1.37
35	BA	1455	G	N9-C8	-7.44	1.32	1.37
35	BA	2123	G	C2-N3	-7.44	1.26	1.32
35	BA	2156	G	N9-C8	-7.44	1.32	1.37
35	BA	2403	C	C2-N3	-7.44	1.29	1.35
36	BB	67	G	N9-C4	-7.44	1.31	1.38
35	BA	272(J)	C	N1-C6	-7.44	1.32	1.37
1	AA	384	G	C8-N7	-7.44	1.26	1.30
35	BA	710	G	C8-N7	-7.44	1.26	1.30
1	AA	308	C	C5-C6	-7.44	1.28	1.34
1	AA	726	C	C4-C5	-7.44	1.37	1.43
1	AA	764	C	C4-C5	-7.44	1.37	1.43
35	BA	2060	A	N3-C4	-7.44	1.30	1.34
1	AA	510	A	C6-N1	-7.43	1.30	1.35
35	BA	1382	G	N9-C8	-7.43	1.32	1.37
35	BA	1445	A	C5-C4	-7.43	1.33	1.38
35	BA	2604	U	C2-N3	-7.43	1.32	1.37
1	AA	545	C	C2-N3	-7.43	1.29	1.35

Continued on next page...

Continued from previous page...

Mol	Chain	Res	Type	Atoms	Z	Observed(Å)	Ideal(Å)
1	AA	932	C	C3'-C2'	-7.43	1.44	1.52
35	BA	921	G	N9-C4	-7.43	1.32	1.38
35	BA	837	C	C3'-C2'	-7.43	1.44	1.52
35	BA	2013	A	N9-C4	-7.43	1.33	1.37
35	BA	570	G	C6-N1	-7.42	1.34	1.39
35	BA	2783	G	C6-N1	-7.42	1.34	1.39
35	BA	2742	C	N1-C6	-7.42	1.32	1.37
35	BA	2802	G	N3-C4	-7.42	1.30	1.35
22	AV	56	C	N3-C4	-7.42	1.28	1.33
35	BA	726	G	N7-C5	-7.42	1.34	1.39
35	BA	962	G	N9-C8	-7.42	1.32	1.37
1	AA	1082	G	C6-N1	-7.42	1.34	1.39
35	BA	2282	G	N3-C4	-7.42	1.30	1.35
1	AA	1111	A	C8-N7	-7.42	1.26	1.31
1	AA	1170	A	C5-C4	-7.42	1.33	1.38
1	AA	1306	A	C8-N7	-7.42	1.26	1.31
1	AA	1157	A	N9-C4	-7.42	1.33	1.37
1	AA	1030(D)	A	C6-N6	-7.41	1.28	1.33
1	AA	694	A	N7-C5	-7.41	1.34	1.39
1	AA	1322	C	N1-C6	-7.41	1.32	1.37
35	BA	2823	A	C8-N7	-7.41	1.26	1.31
1	AA	329	A	C6-N6	-7.41	1.28	1.33
35	BA	2032	G	C5-C6	-7.41	1.34	1.42
35	BA	2095	C	C4-C5	-7.41	1.37	1.43
1	AA	452	A	N3-C4	-7.40	1.30	1.34
1	AA	807	A	N7-C5	-7.40	1.34	1.39
35	BA	1287	A	N3-C4	-7.40	1.30	1.34
35	BA	1215	G	C6-N1	-7.40	1.34	1.39
35	BA	2677	G	N9-C4	7.40	1.43	1.38
35	BA	195	A	C5-C4	-7.40	1.33	1.38
35	BA	212	G	N9-C4	-7.40	1.32	1.38
35	BA	467	G	C2-N3	-7.40	1.26	1.32
35	BA	1005	C	C4-C5	-7.40	1.37	1.43
1	AA	309	G	N1-C2	-7.40	1.31	1.37
1	AA	1270	C	P-O5'	-7.40	1.52	1.59
35	BA	1577	C	C5-C6	-7.40	1.28	1.34
1	AA	772	U	C4-O4	-7.40	1.17	1.23
35	BA	908	C	C4-N4	-7.40	1.27	1.33
35	BA	1037	G	N9-C8	-7.39	1.32	1.37
35	BA	1246	A	P-O5'	-7.39	1.52	1.59
1	AA	742	G	N9-C4	-7.39	1.32	1.38
1	AA	886	G	P-O5'	-7.39	1.52	1.59

Continued on next page...

Continued from previous page...

Mol	Chain	Res	Type	Atoms	Z	Observed(Å)	Ideal(Å)
35	BA	1052	C	C4-N4	-7.39	1.27	1.33
35	BA	1665	A	C2'-C1'	-7.39	1.45	1.53
35	BA	733	G	N7-C5	-7.39	1.34	1.39
35	BA	1528(A)	A	N7-C5	-7.39	1.34	1.39
35	BA	2266	A	N3-C4	-7.39	1.30	1.34
35	BA	880	G	C5-C6	-7.39	1.34	1.42
35	BA	1436	G	C2-N3	-7.39	1.26	1.32
35	BA	1597	A	C5-C4	-7.39	1.33	1.38
1	AA	761	G	C8-N7	-7.39	1.26	1.30
1	AA	813	U	C4-C5	-7.39	1.36	1.43
35	BA	783	A	P-O5'	-7.39	1.52	1.59
1	AA	1237	C	C3'-C2'	-7.38	1.44	1.52
35	BA	1022	G	N9-C8	-7.38	1.32	1.37
35	BA	2771	C	C5-C6	-7.38	1.28	1.34
35	BA	1549	C	N3-C4	-7.38	1.28	1.33
35	BA	717	G	C8-N7	-7.38	1.26	1.30
35	BA	738	G	C5-C4	-7.38	1.33	1.38
35	BA	790	C	C4-C5	-7.38	1.37	1.43
35	BA	1642	G	C5-C4	-7.38	1.33	1.38
35	BA	1792	G	C2-N2	-7.38	1.27	1.34
1	AA	493	G	N3-C4	-7.38	1.30	1.35
35	BA	674	G	N7-C5	-7.38	1.34	1.39
35	BA	1031	G	N7-C5	-7.38	1.34	1.39
35	BA	2673	G	N7-C5	-7.38	1.34	1.39
1	AA	1262	C	C2-N3	-7.38	1.29	1.35
1	AA	1483	A	C4'-O4'	-7.38	1.35	1.45
35	BA	975(A)	G	C5-C4	-7.38	1.33	1.38
1	AA	393	A	N3-C4	-7.37	1.30	1.34
1	AA	542	G	C5'-C4'	-7.37	1.42	1.51
35	BA	2792	G	C2-N3	-7.37	1.26	1.32
1	AA	836	G	N3-C4	-7.37	1.30	1.35
35	BA	261	G	C8-N7	-7.37	1.26	1.30
1	AA	93	G	N7-C5	-7.37	1.34	1.39
1	AA	252	U	C2-N3	-7.37	1.32	1.37
1	AA	1333	A	N9-C4	-7.37	1.33	1.37
1	AA	525	C	C3'-C2'	-7.36	1.44	1.52
35	BA	2255	G	C4'-C3'	-7.36	1.45	1.53
1	AA	392	G	C2-N2	7.36	1.42	1.34
35	BA	2247	A	N7-C5	-7.36	1.34	1.39
35	BA	1673	U	N1-C6	-7.36	1.31	1.38
35	BA	2325	G	N9-C8	-7.36	1.32	1.37
35	BA	209	C	N3-C4	-7.36	1.28	1.33

Continued on next page...

Continued from previous page...

Mol	Chain	Res	Type	Atoms	Z	Observed(Å)	Ideal(Å)
35	BA	267	C	N3-C4	-7.36	1.28	1.33
35	BA	711	G	C5-C6	-7.36	1.34	1.42
35	BA	402	A	C8-N7	-7.35	1.26	1.31
35	BA	1961	C	C5-C6	-7.35	1.28	1.34
1	AA	169	C	N1-C6	-7.35	1.32	1.37
1	AA	739	C	N1-C6	-7.35	1.32	1.37
35	BA	2505	G	C8-N7	-7.35	1.26	1.30
1	AA	564	C	C5-C6	-7.35	1.28	1.34
35	BA	1545	A	C6-N1	-7.35	1.30	1.35
35	BA	2826	A	C5-C6	-7.35	1.34	1.41
35	BA	1711	C	N1-C6	-7.34	1.32	1.37
1	AA	935	A	C6-N6	-7.34	1.28	1.33
35	BA	125	G	C5-C4	-7.34	1.33	1.38
35	BA	271(A)	A	N9-C8	-7.34	1.31	1.37
1	AA	104	G	C5'-C4'	-7.33	1.42	1.51
35	BA	347	A	C6-N1	-7.33	1.30	1.35
35	BA	1527	G	C8-N7	-7.33	1.26	1.30
35	BA	2647	U	C2'-C1'	-7.33	1.45	1.53
1	AA	1416	G	C2-N3	-7.33	1.26	1.32
35	BA	563	G	C2-N3	-7.33	1.26	1.32
1	AA	1491	G	C2'-C1'	-7.33	1.45	1.53
35	BA	2008	C	C5-C6	-7.33	1.28	1.34
1	AA	488	C	N1-C6	-7.32	1.32	1.37
35	BA	926	A	N7-C5	-7.32	1.34	1.39
35	BA	1813	G	N7-C5	-7.32	1.34	1.39
35	BA	1956	U	C2-N3	-7.32	1.32	1.37
35	BA	2033	A	C6-N1	-7.32	1.30	1.35
1	AA	394	G	O3'-P	-7.32	1.52	1.61
35	BA	1676	A	N3-C4	-7.32	1.30	1.34
35	BA	671	C	N3-C4	-7.32	1.28	1.33
35	BA	2753	A	N7-C5	-7.32	1.34	1.39
35	BA	1641	A	P-O5'	-7.32	1.52	1.59
35	BA	1718	G	N9-C8	-7.31	1.32	1.37
35	BA	2795	G	N3-C4	-7.31	1.30	1.35
35	BA	570	G	N7-C5	-7.31	1.34	1.39
35	BA	2133	G	N7-C5	-7.31	1.34	1.39
1	AA	1173	G	N9-C8	-7.31	1.32	1.37
1	AA	1017	G	C6-O6	-7.31	1.17	1.24
35	BA	2049	G	C6-O6	-7.31	1.17	1.24
35	BA	248	G	N1-C2	-7.30	1.31	1.37
1	AA	315	A	N9-C4	-7.30	1.33	1.37
35	BA	1273	U	C2-N3	-7.30	1.32	1.37

Continued on next page...

Continued from previous page...

Mol	Chain	Res	Type	Atoms	Z	Observed(Å)	Ideal(Å)
35	BA	1294	U	C2-N3	-7.30	1.32	1.37
35	BA	1956	U	N1-C2	-7.30	1.31	1.38
35	BA	1997	G	C8-N7	-7.30	1.26	1.30
35	BA	2436	G	C8-N7	-7.30	1.26	1.30
35	BA	2807	G	C8-N7	-7.30	1.26	1.30
1	AA	750	G	N9-C8	-7.30	1.32	1.37
1	AA	1032	G	N7-C5	-7.30	1.34	1.39
35	BA	2152	G	N7-C5	-7.30	1.34	1.39
1	AA	829	G	P-O5'	-7.30	1.52	1.59
35	BA	2731	G	C5-C4	-7.30	1.33	1.38
1	AA	201	C	C4-C5	-7.29	1.37	1.43
1	AA	273	A	C6-N6	-7.29	1.28	1.33
35	BA	614(A)	U	C2'-C1'	-7.29	1.45	1.53
1	AA	1162	C	N1-C6	-7.29	1.32	1.37
35	BA	149	A	C6-N1	-7.29	1.30	1.35
35	BA	2094	G	N3-C4	-7.29	1.30	1.35
35	BA	322	A	P-O5'	-7.29	1.52	1.59
35	BA	1471	A	P-O5'	-7.29	1.52	1.59
1	AA	1363(A)	A	N9-C4	-7.29	1.33	1.37
35	BA	56	A	N9-C4	-7.29	1.33	1.37
1	AA	338	A	C6-N1	-7.29	1.30	1.35
1	AA	710	G	N3-C4	-7.29	1.30	1.35
1	AA	902	G	N3-C4	-7.29	1.30	1.35
1	AA	1002	G	C6-N1	-7.29	1.34	1.39
35	BA	2425	A	N9-C4	-7.28	1.33	1.37
35	BA	971	C	C4-C5	-7.28	1.37	1.43
1	AA	716	A	N7-C5	-7.28	1.34	1.39
35	BA	321	G	N7-C5	-7.28	1.34	1.39
35	BA	1901	A	C6-N1	-7.28	1.30	1.35
35	BA	2302	G	N3-C4	-7.28	1.30	1.35
22	AV	28	C	C4-C5	-7.28	1.37	1.43
1	AA	1063	C	C2-O2	-7.28	1.18	1.24
1	AA	1164	G	N9-C8	-7.28	1.32	1.37
35	BA	2329	G	N9-C8	-7.28	1.32	1.37
35	BA	2578	G	C6-N1	-7.28	1.34	1.39
1	AA	1036	G	N7-C5	-7.27	1.34	1.39
35	BA	909	A	N1-C2	-7.27	1.27	1.34
36	BB	87	G	N7-C5	-7.27	1.34	1.39
1	AA	1130	A	C2'-C1'	-7.27	1.45	1.53
1	AA	1238	A	C5-C4	-7.27	1.33	1.38
1	AA	894	G	N7-C5	-7.27	1.34	1.39
35	BA	41	C	N1-C6	7.27	1.41	1.37

Continued on next page...

Continued from previous page...

Mol	Chain	Res	Type	Atoms	Z	Observed(Å)	Ideal(Å)
35	BA	1464	C	N3-C4	-7.27	1.28	1.33
35	BA	1584	C	C4-C5	-7.27	1.37	1.43
35	BA	2279	G	N7-C5	-7.27	1.34	1.39
1	AA	1019	C	N1-C6	-7.27	1.32	1.37
1	AA	1431	C	N1-C6	-7.27	1.32	1.37
1	AA	70	G	N1-C2	-7.26	1.31	1.37
35	BA	702	G	N1-C2	-7.26	1.31	1.37
35	BA	1700	A	N9-C8	-7.26	1.31	1.37
35	BA	1922	G	N1-C2	-7.26	1.31	1.37
35	BA	886	C	N3-C4	-7.26	1.28	1.33
35	BA	1823	G	N1-C2	-7.26	1.31	1.37
35	BA	2674	G	C5-C4	-7.26	1.33	1.38
1	AA	27	G	C2-N3	-7.26	1.26	1.32
1	AA	1374	A	N9-C8	-7.26	1.31	1.37
35	BA	1206	G	C2-N3	-7.26	1.26	1.32
35	BA	2882	A	C8-N7	-7.26	1.26	1.31
1	AA	299	G	C6-N1	-7.25	1.34	1.39
35	BA	42	G	C5-C4	-7.25	1.33	1.38
1	AA	722	A	C2-N3	-7.25	1.27	1.33
22	AV	11	A	C4'-C3'	-7.25	1.45	1.53
35	BA	1246	A	N9-C4	-7.25	1.33	1.37
35	BA	1704	G	C3'-C2'	-7.25	1.44	1.52
35	BA	675	A	N7-C5	-7.25	1.34	1.39
35	BA	956	G	C8-N7	-7.25	1.26	1.30
35	BA	1456	G	C8-N7	-7.25	1.26	1.30
35	BA	1606	G	N9-C8	-7.25	1.32	1.37
35	BA	2551	C	C5-C6	-7.25	1.28	1.34
35	BA	2893	G	C8-N7	-7.25	1.26	1.30
35	BA	271(Y)	U	C2'-O2'	-7.25	1.32	1.41
1	AA	296	U	C4-C5	-7.25	1.37	1.43
35	BA	1136	G	N7-C5	-7.24	1.34	1.39
35	BA	1928	A	C5-C4	-7.24	1.33	1.38
35	BA	1720	U	C2-O2	-7.24	1.15	1.22
35	BA	1616	A	P-O5'	-7.24	1.52	1.59
35	BA	1616	A	C5-C6	-7.24	1.34	1.41
35	BA	651	G	O4'-C1'	-7.24	1.32	1.41
35	BA	1236	G	C5-C4	-7.24	1.33	1.38
35	BA	2577	A	C6-N1	-7.24	1.30	1.35
1	AA	559	A	O3'-P	-7.23	1.52	1.61
1	AA	189(E)	U	C2'-C1'	-7.23	1.45	1.53
47	BP	52	GLU	CD-OE2	-7.23	1.17	1.25
1	AA	983	A	N3-C4	-7.23	1.30	1.34

Continued on next page...

Continued from previous page...

Mol	Chain	Res	Type	Atoms	Z	Observed(Å)	Ideal(Å)
1	AA	1332	A	C6-N1	-7.23	1.30	1.35
36	BB	59	A	C6-N1	-7.23	1.30	1.35
1	AA	1038	C	C5-C6	-7.23	1.28	1.34
1	AA	1244	C	C4'-C3'	-7.23	1.45	1.53
1	AA	1335	C	C4'-C3'	-7.23	1.45	1.53
35	BA	1509	C	C5-C6	-7.23	1.28	1.34
35	BA	1775	U	C4-C5	-7.23	1.37	1.43
35	BA	2444	G	C8-N7	-7.23	1.26	1.30
35	BA	1285	G	N9-C8	-7.23	1.32	1.37
1	AA	1160	G	N3-C4	-7.22	1.30	1.35
35	BA	342	G	N7-C5	-7.22	1.34	1.39
35	BA	463	G	N7-C5	-7.22	1.34	1.39
35	BA	512	G	N9-C8	7.22	1.43	1.37
35	BA	953	A	N7-C5	-7.22	1.34	1.39
35	BA	1332	G	N7-C5	-7.22	1.34	1.39
35	BA	1374	G	N7-C5	-7.22	1.34	1.39
35	BA	2639	A	N7-C5	-7.22	1.34	1.39
35	BA	2025	C	N1-C6	-7.22	1.32	1.37
1	AA	255	G	N3-C4	-7.22	1.30	1.35
35	BA	2850	A	P-O5'	-7.22	1.52	1.59
1	AA	368	U	C4-C5	-7.22	1.37	1.43
35	BA	388	G	N9-C4	-7.22	1.32	1.38
35	BA	1818	U	O3'-P	-7.21	1.52	1.61
35	BA	203	C	C4-N4	-7.21	1.27	1.33
1	AA	555	C	N3-C4	-7.21	1.28	1.33
35	BA	252	G	C6-N1	-7.21	1.34	1.39
35	BA	226	G	C5-C4	-7.21	1.33	1.38
35	BA	277	C	C2-O2	-7.21	1.18	1.24
35	BA	862	G	C6-O6	-7.21	1.17	1.24
1	AA	578	C	C4-N4	-7.21	1.27	1.33
1	AA	1001(A)	G	N7-C5	-7.21	1.34	1.39
1	AA	1269	A	N3-C4	-7.21	1.30	1.34
35	BA	1969	A	N7-C5	-7.21	1.34	1.39
1	AA	293	G	C8-N7	-7.20	1.26	1.30
35	BA	921	G	N3-C4	-7.20	1.30	1.35
35	BA	1355	G	N3-C4	-7.20	1.30	1.35
35	BA	2402	C	C5-C6	-7.20	1.28	1.34
1	AA	645	C	N3-C4	-7.20	1.28	1.33
1	AA	1298	C	P-O5'	-7.20	1.52	1.59
1	AA	286	G	N3-C4	-7.20	1.30	1.35
1	AA	1176	A	N7-C5	-7.20	1.34	1.39
35	BA	1841	U	C2-O2	-7.20	1.15	1.22

Continued on next page...

Continued from previous page...

Mol	Chain	Res	Type	Atoms	Z	Observed(Å)	Ideal(Å)
35	BA	2233	U	C2-N3	-7.20	1.32	1.37
1	AA	189(C)	C	N1-C6	-7.20	1.32	1.37
1	AA	1244	C	N1-C6	-7.20	1.32	1.37
1	AA	1316	G	C2-N3	-7.20	1.26	1.32
1	AA	1367	C	N1-C6	-7.20	1.32	1.37
35	BA	679	C	N1-C6	-7.20	1.32	1.37
35	BA	1751	C	N1-C6	-7.20	1.32	1.37
35	BA	1849	G	C2-N3	-7.20	1.26	1.32
1	AA	878	G	C6-N1	-7.20	1.34	1.39
35	BA	1205	U	N1-C6	7.20	1.44	1.38
35	BA	107	C	C5-C6	-7.19	1.28	1.34
22	AV	64	G	N9-C4	-7.19	1.32	1.38
35	BA	1471	A	N3-C4	-7.19	1.30	1.34
35	BA	1750	G	C5-C4	-7.19	1.33	1.38
35	BA	2310	A	N7-C5	-7.19	1.34	1.39
35	BA	2661	G	N9-C4	-7.19	1.32	1.38
1	AA	1028	C	C5-C6	-7.19	1.28	1.34
36	BB	51	G	C2'-C1'	-7.19	1.45	1.53
35	BA	81	G	C8-N7	-7.19	1.26	1.30
35	BA	122	G	C8-N7	-7.19	1.26	1.30
35	BA	811	U	C2-O2	-7.19	1.15	1.22
1	AA	452	A	C6-N1	-7.19	1.30	1.35
1	AA	1049	U	C2-N3	7.19	1.42	1.37
35	BA	218	A	N3-C4	7.19	1.39	1.34
35	BA	1572	A	C6-N1	-7.19	1.30	1.35
35	BA	1577	C	C2-O2	-7.19	1.18	1.24
1	AA	460	G	N9-C8	-7.18	1.32	1.37
1	AA	1178	G	N9-C8	-7.18	1.32	1.37
35	BA	1118	C	N3-C4	-7.18	1.28	1.33
35	BA	2587	A	N9-C4	-7.18	1.33	1.37
1	AA	670	G	N3-C4	-7.18	1.30	1.35
35	BA	140	G	N3-C4	-7.18	1.30	1.35
35	BA	489	G	N7-C5	-7.18	1.34	1.39
35	BA	996	A	C5-C6	-7.18	1.34	1.41
35	BA	1607	C	C2-N3	-7.18	1.30	1.35
35	BA	2578	G	C6-O6	-7.18	1.17	1.24
1	AA	417	C	N1-C6	-7.18	1.32	1.37
1	AA	1299	A	C6-N1	7.18	1.40	1.35
35	BA	1644	C	N3-C4	-7.18	1.28	1.33
35	BA	2346	A	C6-N6	-7.18	1.28	1.33
35	BA	2355	C	N3-C4	-7.18	1.28	1.33
35	BA	1560	G	N9-C4	7.18	1.43	1.38

Continued on next page...

Continued from previous page...

Mol	Chain	Res	Type	Atoms	Z	Observed(Å)	Ideal(Å)
35	BA	1765	C	C3'-C2'	-7.18	1.44	1.52
1	AA	111	G	N7-C5	-7.17	1.34	1.39
1	AA	166	G	C6-O6	-7.17	1.17	1.24
35	BA	1649	G	C6-N1	-7.17	1.34	1.39
1	AA	1512	U	C4'-C3'	-7.17	1.45	1.53
35	BA	859	G	C2-N3	-7.17	1.27	1.32
35	BA	2627	G	C2-N3	-7.17	1.27	1.32
35	BA	553	G	N1-C2	-7.17	1.32	1.37
35	BA	2269	A	N9-C4	-7.17	1.33	1.37
1	AA	630	G	N9-C8	-7.17	1.32	1.37
1	AA	671	G	N9-C8	-7.17	1.32	1.37
35	BA	598	G	N7-C5	-7.17	1.34	1.39
35	BA	2338	G	C5-C6	-7.17	1.35	1.42
35	BA	196	A	C6-N1	-7.17	1.30	1.35
35	BA	1345	C	N1-C6	-7.17	1.32	1.37
1	AA	663	A	C5-C4	-7.16	1.33	1.38
35	BA	1781	C	C2-N3	-7.16	1.30	1.35
35	BA	35	G	C2-N3	-7.16	1.27	1.32
1	AA	1496	C	N3-C4	-7.16	1.28	1.33
1	AA	887	G	N7-C5	-7.16	1.34	1.39
35	BA	1321	A	C8-N7	-7.16	1.26	1.31
35	BA	646	A	N9-C4	-7.15	1.33	1.37
35	BA	681	G	C6-N1	-7.15	1.34	1.39
1	AA	268	C	C5-C6	-7.15	1.28	1.34
35	BA	391	G	N1-C2	-7.15	1.32	1.37
35	BA	559	G	C8-N7	-7.15	1.26	1.30
35	BA	2360	A	N7-C5	-7.15	1.34	1.39
35	BA	2805	G	C8-N7	-7.15	1.26	1.30
1	AA	195	A	N3-C4	-7.15	1.30	1.34
35	BA	1749	A	C6-N1	-7.15	1.30	1.35
35	BA	2121	G	N9-C8	-7.15	1.32	1.37
35	BA	2207	G	N3-C4	-7.15	1.30	1.35
35	BA	2664	G	C6-N1	-7.15	1.34	1.39
1	AA	1192	C	C4-C5	-7.14	1.37	1.43
35	BA	806	C	C4-C5	-7.14	1.37	1.43
35	BA	2331	G	C5-C4	-7.14	1.33	1.38
1	AA	157	G	N7-C5	-7.14	1.34	1.39
1	AA	1401	G	C8-N7	-7.14	1.26	1.30
1	AA	1213	A	N3-C4	-7.14	1.30	1.34
1	AA	614	A	C8-N7	-7.14	1.26	1.31
1	AA	761	G	C4'-C3'	-7.14	1.45	1.53
1	AA	302	G	P-O5'	-7.14	1.52	1.59

Continued on next page...

Continued from previous page...

Mol	Chain	Res	Type	Atoms	Z	Observed(Å)	Ideal(Å)
35	BA	2219	G	C6-O6	-7.14	1.17	1.24
35	BA	2892	A	N1-C2	-7.13	1.27	1.34
1	AA	770	C	N3-C4	-7.13	1.28	1.33
1	AA	1250	A	N9-C8	-7.13	1.32	1.37
35	BA	2202	C	C4-C5	-7.13	1.37	1.43
35	BA	2294	C	C5'-C4'	-7.13	1.42	1.51
35	BA	2754	U	C4-C5	-7.13	1.37	1.43
1	AA	907	A	C5-C6	-7.13	1.34	1.41
1	AA	1518	A	C5-C6	-7.13	1.34	1.41
1	AA	966	G	C3'-C2'	-7.13	1.45	1.52
35	BA	331	A	N3-C4	-7.13	1.30	1.34
35	BA	1487	G	C5-C6	-7.13	1.35	1.42
35	BA	1912	A	C6-N1	-7.13	1.30	1.35
35	BA	2308	G	N7-C5	-7.12	1.34	1.39
1	AA	518	C	N1-C6	-7.12	1.32	1.37
1	AA	1298	C	C2-N3	-7.12	1.30	1.35
35	BA	2497	A	N3-C4	-7.12	1.30	1.34
1	AA	722	A	N9-C4	-7.12	1.33	1.37
1	AA	119	A	C5-C6	-7.12	1.34	1.41
1	AA	165	C	C4'-C3'	-7.12	1.45	1.53
35	BA	266	G	N7-C5	-7.12	1.34	1.39
35	BA	309	G	C2-N3	-7.12	1.27	1.32
35	BA	1973	G	C2-N3	-7.12	1.27	1.32
35	BA	533	G	C8-N7	-7.12	1.26	1.30
1	AA	832	C	N3-C4	-7.12	1.28	1.33
35	BA	432	A	N3-C4	-7.12	1.30	1.34
35	BA	1760	A	C6-N1	-7.12	1.30	1.35
35	BA	1969	A	N3-C4	-7.12	1.30	1.34
35	BA	2314	C	N1-C6	-7.12	1.32	1.37
35	BA	2765	A	N3-C4	-7.12	1.30	1.34
35	BA	1539	G	N1-C2	-7.11	1.32	1.37
1	AA	1092	A	C6-N1	-7.11	1.30	1.35
35	BA	1262	A	C6-N1	-7.11	1.30	1.35
35	BA	1369	G	C6-N1	-7.11	1.34	1.39
35	BA	1005	C	P-O5'	-7.11	1.52	1.59
35	BA	1464	C	N1-C6	-7.11	1.32	1.37
22	AV	16	C	C4-C5	-7.11	1.37	1.43
35	BA	1371	G	N7-C5	-7.11	1.34	1.39
1	AA	1299	A	N9-C8	-7.10	1.32	1.37
35	BA	79	G	N3-C4	-7.10	1.30	1.35
35	BA	1954	G	N3-C4	-7.10	1.30	1.35
35	BA	2892	A	C8-N7	-7.10	1.26	1.31

Continued on next page...

Continued from previous page...

Mol	Chain	Res	Type	Atoms	Z	Observed(Å)	Ideal(Å)
1	AA	631	G	C2'-C1'	-7.10	1.45	1.53
1	AA	1230	C	N1-C6	-7.10	1.32	1.37
35	BA	516	C	C4-N4	7.10	1.40	1.33
35	BA	1062	G	C5-C4	-7.10	1.33	1.38
35	BA	1144	G	C6-O6	-7.10	1.17	1.24
36	BB	38	C	N1-C6	-7.10	1.32	1.37
35	BA	414	C	C3'-C2'	-7.10	1.45	1.52
1	AA	1186	G	N1-C2	-7.10	1.32	1.37
35	BA	773	U	N1-C6	-7.10	1.31	1.38
35	BA	913	U	C4-O4	-7.10	1.18	1.23
35	BA	1515	G	N7-C5	-7.10	1.34	1.39
35	BA	1651	G	C5-C6	-7.10	1.35	1.42
1	AA	394	G	C8-N7	-7.10	1.26	1.30
35	BA	2773	C	C5-C6	-7.10	1.28	1.34
35	BA	915	C	N1-C6	-7.10	1.32	1.37
35	BA	2456	C	P-O5'	-7.10	1.52	1.59
1	AA	189(J)	G	N7-C5	-7.09	1.34	1.39
1	AA	1024	G	N1-C2	-7.09	1.32	1.37
1	AA	1284	C	C4-N4	-7.09	1.27	1.33
35	BA	710	G	N7-C5	-7.09	1.34	1.39
35	BA	1245	G	N7-C5	-7.09	1.34	1.39
35	BA	1450(A)	C	N3-C4	-7.09	1.28	1.33
1	AA	1517	G	C2-N3	-7.09	1.27	1.32
35	BA	950	G	N3-C4	-7.09	1.30	1.35
1	AA	1132	C	C2-N3	-7.09	1.30	1.35
1	AA	247	G	C6-N1	-7.09	1.34	1.39
1	AA	971	G	C8-N7	-7.09	1.26	1.30
35	BA	337	C	N3-C4	-7.09	1.28	1.33
35	BA	762	U	C2-N3	-7.09	1.32	1.37
35	BA	1656	C	N1-C6	-7.09	1.32	1.37
35	BA	2321	G	C6-N1	-7.09	1.34	1.39
35	BA	2582	G	C6-N1	-7.09	1.34	1.39
35	BA	2749	A	C2-N3	-7.09	1.27	1.33
35	BA	60	G	N3-C4	-7.09	1.30	1.35
35	BA	654(A)	G	N3-C4	-7.09	1.30	1.35
35	BA	2671	A	C4'-C3'	-7.09	1.45	1.53
1	AA	185	A	P-O5'	-7.09	1.52	1.59
1	AA	13	U	C2-N3	-7.08	1.32	1.37
1	AA	639	G	C2-N3	-7.08	1.27	1.32
35	BA	465	G	C6-N1	-7.08	1.34	1.39
35	BA	750	A	C5-C4	-7.08	1.33	1.38
35	BA	835	A	N9-C4	-7.08	1.33	1.37

Continued on next page...

Continued from previous page...

Mol	Chain	Res	Type	Atoms	Z	Observed(Å)	Ideal(Å)
35	BA	1354	A	C5-C4	-7.08	1.33	1.38
35	BA	2171	A	C6-N1	-7.08	1.30	1.35
35	BA	79	G	N7-C5	-7.08	1.35	1.39
35	BA	1229	G	C5-C4	-7.08	1.33	1.38
35	BA	1913	A	N7-C5	-7.08	1.35	1.39
35	BA	2487	G	N7-C5	-7.08	1.35	1.39
36	BB	36	C	C2-N3	-7.08	1.30	1.35
35	BA	84	A	C6-N6	-7.08	1.28	1.33
35	BA	2834	G	C2-N2	-7.08	1.27	1.34
35	BA	1123	C	N3-C4	-7.08	1.28	1.33
35	BA	1568	G	C2-N3	-7.08	1.27	1.32
35	BA	2824	C	C2-N3	-7.08	1.30	1.35
1	AA	526	C	C5-C6	-7.08	1.28	1.34
1	AA	1531	A	N3-C4	-7.08	1.30	1.34
35	BA	140	G	C5-C6	7.08	1.49	1.42
35	BA	1810	A	N9-C4	-7.08	1.33	1.37
35	BA	1952	A	N9-C4	-7.08	1.33	1.37
1	AA	1067	A	N7-C5	-7.08	1.35	1.39
35	BA	24	G	N7-C5	-7.08	1.35	1.39
35	BA	1366	A	N7-C5	-7.08	1.35	1.39
35	BA	1552	G	C5-C4	-7.08	1.33	1.38
35	BA	1711	C	C4-C5	-7.08	1.37	1.43
35	BA	2190	G	N7-C5	-7.08	1.35	1.39
1	AA	618	C	C3'-C2'	-7.07	1.45	1.52
35	BA	2048	G	C2-N3	-7.07	1.27	1.32
35	BA	2358	G	C5-C6	-7.07	1.35	1.42
35	BA	1069	A	C6-N1	-7.07	1.30	1.35
1	AA	68	G	N1-C2	-7.07	1.32	1.37
1	AA	537	G	C8-N7	-7.07	1.26	1.30
1	AA	767	A	C6-N6	-7.07	1.28	1.33
1	AA	818	G	N3-C4	-7.07	1.30	1.35
35	BA	681	G	C8-N7	-7.07	1.26	1.30
35	BA	751	A	C8-N7	-7.07	1.26	1.31
35	BA	2652	C	N1-C6	-7.07	1.32	1.37
35	BA	2821	A	C6-N6	-7.07	1.28	1.33
1	AA	32	A	N9-C4	7.07	1.42	1.37
35	BA	424	G	C6-N1	-7.07	1.34	1.39
35	BA	1994	C	C2-O2	7.07	1.30	1.24
1	AA	1078	U	N1-C6	-7.07	1.31	1.38
35	BA	144	C	N3-C4	-7.07	1.29	1.33
35	BA	654(N)	G	N3-C4	-7.07	1.30	1.35
1	AA	1328	C	N1-C6	-7.06	1.32	1.37

Continued on next page...

Continued from previous page...

Mol	Chain	Res	Type	Atoms	Z	Observed(Å)	Ideal(Å)
35	BA	2645	G	C8-N7	-7.06	1.26	1.30
1	AA	392	G	N7-C5	-7.06	1.35	1.39
1	AA	831	U	N3-C4	-7.06	1.32	1.38
35	BA	1654	A	C5-C4	-7.06	1.33	1.38
35	BA	2258	C	C4'-C3'	-7.06	1.45	1.53
35	BA	2757	A	N9-C4	7.06	1.42	1.37
35	BA	650	C	P-O5'	-7.06	1.52	1.59
35	BA	1058	G	N3-C4	-7.06	1.30	1.35
35	BA	1971	A	N9-C4	-7.06	1.33	1.37
35	BA	1090	U	C5-C6	-7.06	1.27	1.34
35	BA	1023	U	C4-C5	-7.05	1.37	1.43
1	AA	895	G	N7-C5	-7.05	1.35	1.39
35	BA	125	G	N7-C5	-7.05	1.35	1.39
35	BA	1050	A	C6-N1	7.05	1.40	1.35
35	BA	2582	G	C8-N7	-7.05	1.26	1.30
1	AA	1108	G	N9-C8	-7.05	1.32	1.37
1	AA	1421	G	C2-N3	-7.05	1.27	1.32
35	BA	728	G	N3-C4	-7.05	1.30	1.35
35	BA	2530	A	P-O5'	-7.05	1.52	1.59
1	AA	311	C	N1-C6	-7.05	1.32	1.37
35	BA	511	U	C2'-C1'	-7.05	1.45	1.53
35	BA	626	U	C2-N3	-7.05	1.32	1.37
36	BB	95	C	O3'-P	-7.05	1.52	1.61
1	AA	502	G	C5-C6	-7.04	1.35	1.42
1	AA	592	G	C5-C4	-7.04	1.33	1.38
1	AA	644	G	C5-C4	-7.04	1.33	1.38
1	AA	836	G	N7-C5	-7.04	1.35	1.39
1	AA	932	C	P-O5'	-7.04	1.52	1.59
35	BA	134	C	C5-C6	-7.04	1.28	1.34
35	BA	2878	U	C2-N3	-7.04	1.32	1.37
1	AA	919	A	N3-C4	-7.04	1.30	1.34
35	BA	692	C	C5-C6	-7.04	1.28	1.34
35	BA	1509	C	C2-N3	-7.04	1.30	1.35
35	BA	2360	A	N3-C4	-7.04	1.30	1.34
35	BA	1144	G	C8-N7	7.04	1.35	1.30
1	AA	875	C	C4-C5	-7.04	1.37	1.43
35	BA	560	C	C2'-C1'	-7.04	1.45	1.53
35	BA	1529	G	N9-C4	-7.04	1.32	1.38
35	BA	2470	G	C6-N1	-7.04	1.34	1.39
1	AA	104	G	N1-C2	-7.03	1.32	1.37
1	AA	593	G	N3-C4	-7.03	1.30	1.35
35	BA	957	A	N9-C8	-7.03	1.32	1.37

Continued on next page...

Continued from previous page...

Mol	Chain	Res	Type	Atoms	Z	Observed(Å)	Ideal(Å)
35	BA	1423	G	N3-C4	-7.03	1.30	1.35
35	BA	1708	C	N3-C4	-7.03	1.29	1.33
35	BA	1833	U	P-O5'	-7.03	1.52	1.59
35	BA	332	A	N7-C5	-7.03	1.35	1.39
35	BA	1896	G	C5-C4	-7.03	1.33	1.38
35	BA	1623	G	C8-N7	-7.03	1.26	1.30
35	BA	1784	A	C5-C6	-7.03	1.34	1.41
35	BA	1353	A	C6-N1	-7.03	1.30	1.35
35	BA	1429	G	C5-C4	-7.03	1.33	1.38
35	BA	2310	A	N9-C4	-7.03	1.33	1.37
35	BA	2636	U	C4'-C3'	-7.03	1.45	1.53
35	BA	862	G	C8-N7	-7.02	1.26	1.30
49	BR	115	GLU	CD-OE1	-7.02	1.18	1.25
1	AA	1268	A	C6-N6	-7.02	1.28	1.33
35	BA	1800	C	C4-C5	-7.02	1.37	1.43
35	BA	714	U	N1-C6	-7.02	1.31	1.38
35	BA	1906	G	C6-N1	-7.02	1.34	1.39
35	BA	2121	G	C6-N1	-7.02	1.34	1.39
35	BA	2234	G	C6-N1	-7.02	1.34	1.39
35	BA	2384	G	C6-N1	-7.02	1.34	1.39
35	BA	2740	A	N7-C5	-7.02	1.35	1.39
1	AA	148	G	C6-O6	-7.02	1.17	1.24
1	AA	1294	G	C6-O6	-7.02	1.17	1.24
35	BA	514	A	C5-C4	-7.01	1.33	1.38
35	BA	2458	G	N1-C2	-7.01	1.32	1.37
1	AA	858	G	N7-C5	-7.01	1.35	1.39
35	BA	2115	G	N9-C8	-7.01	1.32	1.37
1	AA	727	G	C2-N3	-7.01	1.27	1.32
35	BA	1438	U	O3'-P	-7.01	1.52	1.61
35	BA	2044	C	C5-C6	-7.01	1.28	1.34
35	BA	346	A	N9-C4	-7.01	1.33	1.37
35	BA	2418	A	C5-C4	-7.01	1.33	1.38
1	AA	236	G	N7-C5	-7.01	1.35	1.39
1	AA	826	C	O3'-P	-7.01	1.52	1.61
35	BA	656	G	N3-C4	-7.01	1.30	1.35
35	BA	1425	G	N3-C4	-7.01	1.30	1.35
35	BA	1695	G	N3-C4	-7.01	1.30	1.35
35	BA	2000	G	N3-C4	-7.01	1.30	1.35
35	BA	563	G	C6-N1	-7.00	1.34	1.39
35	BA	2411	A	N9-C4	7.00	1.42	1.37
1	AA	412	A	C8-N7	-7.00	1.26	1.31
1	AA	481	G	C2-N2	-7.00	1.27	1.34

Continued on next page...

Continued from previous page...

Mol	Chain	Res	Type	Atoms	Z	Observed(Å)	Ideal(Å)
22	AV	38	A	N9-C4	-7.00	1.33	1.37
35	BA	2572	A	C6-N6	-7.00	1.28	1.33
1	AA	1461	G	C2-N3	-7.00	1.27	1.32
1	AA	638	G	C5-C4	-7.00	1.33	1.38
35	BA	949	C	C4-N4	-7.00	1.27	1.33
35	BA	1311	G	C2-N3	-7.00	1.27	1.32
35	BA	34	C	N3-C4	-6.99	1.29	1.33
35	BA	734	A	C6-N6	6.99	1.39	1.33
35	BA	1928	A	C2-N3	-6.99	1.27	1.33
35	BA	308	G	C8-N7	-6.99	1.26	1.30
35	BA	1795	C	C4-N4	-6.99	1.27	1.33
35	BA	1627	G	C5-C6	-6.99	1.35	1.42
35	BA	2440	C	C4-C5	-6.99	1.37	1.43
35	BA	211	A	N3-C4	-6.99	1.30	1.34
1	AA	781	A	N1-C2	-6.99	1.28	1.34
35	BA	2331	G	C8-N7	-6.99	1.26	1.30
1	AA	485	G	N3-C4	-6.98	1.30	1.35
35	BA	2005	A	C6-N1	-6.98	1.30	1.35
1	AA	106	C	N3-C4	-6.98	1.29	1.33
1	AA	186	C	N3-C4	-6.98	1.29	1.33
1	AA	383	A	N9-C4	-6.98	1.33	1.37
1	AA	559	A	C6-N6	-6.98	1.28	1.33
1	AA	642	A	C6-N6	-6.98	1.28	1.33
35	BA	779	U	C3'-C2'	-6.98	1.45	1.52
35	BA	1459	G	C5-C6	-6.98	1.35	1.42
1	AA	302	G	C2-N3	-6.98	1.27	1.32
1	AA	496	A	N9-C8	-6.98	1.32	1.37
35	BA	1412	A	N9-C8	-6.98	1.32	1.37
35	BA	2537	U	P-O5'	-6.98	1.52	1.59
1	AA	285	G	C5-C4	-6.98	1.33	1.38
1	AA	527	G	C6-N1	-6.98	1.34	1.39
35	BA	704	G	C6-N1	-6.98	1.34	1.39
35	BA	936	C	P-O5'	-6.98	1.52	1.59
1	AA	147	G	N7-C5	-6.98	1.35	1.39
35	BA	1634	A	N7-C5	-6.98	1.35	1.39
35	BA	1861	G	N7-C5	-6.98	1.35	1.39
35	BA	379	G	C2-N2	-6.97	1.27	1.34
35	BA	2594	C	N1-C2	-6.97	1.33	1.40
1	AA	79	G	C8-N7	-6.97	1.26	1.30
1	AA	818	G	C8-N7	-6.97	1.26	1.30
1	AA	1202	G	C5-C4	-6.97	1.33	1.38
1	AA	1471	G	N3-C4	-6.97	1.30	1.35

Continued on next page...

Continued from previous page...

Mol	Chain	Res	Type	Atoms	Z	Observed(Å)	Ideal(Å)
36	BB	69	G	N3-C4	-6.97	1.30	1.35
1	AA	327	A	C5-C4	-6.97	1.33	1.38
35	BA	451	C	O3'-P	-6.97	1.52	1.61
1	AA	1139	G	N7-C5	-6.97	1.35	1.39
1	AA	615	C	C2-O2	-6.97	1.18	1.24
35	BA	626	U	P-O5'	-6.97	1.52	1.59
35	BA	1094	U	C2-O2	-6.97	1.16	1.22
35	BA	2056	G	C2-N2	-6.97	1.27	1.34
36	BB	49	C	C4-C5	-6.97	1.37	1.43
35	BA	1502	C	N1-C6	-6.96	1.32	1.37
35	BA	2567	G	C8-N7	-6.96	1.26	1.30
35	BA	2743	C	N1-C6	-6.96	1.32	1.37
1	AA	1015	A	C8-N7	-6.96	1.26	1.31
35	BA	44	G	O3'-P	-6.96	1.52	1.61
35	BA	1834	U	C4-O4	-6.96	1.18	1.23
35	BA	359	A	N1-C2	-6.96	1.28	1.34
35	BA	2691	C	N1-C6	-6.96	1.32	1.37
1	AA	518	C	N3-C4	6.96	1.38	1.33
1	AA	705	U	C4-O4	-6.96	1.18	1.23
1	AA	1154	G	N3-C4	-6.96	1.30	1.35
35	BA	2025	C	C5-C6	-6.96	1.28	1.34
35	BA	2302	G	N1-C2	-6.96	1.32	1.37
1	AA	234	C	C5'-C4'	-6.95	1.43	1.51
35	BA	1389	G	C2-N2	-6.95	1.27	1.34
35	BA	1695	G	N9-C8	-6.95	1.32	1.37
35	BA	1332	G	N1-C2	-6.95	1.32	1.37
1	AA	353	A	N9-C4	-6.95	1.33	1.37
1	AA	1179	A	C6-N1	-6.95	1.30	1.35
35	BA	1496	A	N7-C5	-6.95	1.35	1.39
35	BA	2454	G	N7-C5	-6.95	1.35	1.39
36	BB	72	G	N7-C5	-6.95	1.35	1.39
35	BA	866	A	C5-C6	-6.95	1.34	1.41
35	BA	1637	A	C6-N6	-6.95	1.28	1.33
35	BA	1334	G	C6-O6	-6.95	1.17	1.24
35	BA	1908	C	C2-N3	-6.95	1.30	1.35
1	AA	1057	G	C5-C4	-6.95	1.33	1.38
35	BA	102	G	C5-C4	-6.95	1.33	1.38
35	BA	139	G	N7-C5	-6.95	1.35	1.39
35	BA	1137	G	C6-N1	-6.95	1.34	1.39
35	BA	2553	G	C5-C4	-6.95	1.33	1.38
35	BA	654(F)	C	N3-C4	-6.94	1.29	1.33
35	BA	1927	A	C6-N6	-6.94	1.28	1.33

Continued on next page...

Continued from previous page...

Mol	Chain	Res	Type	Atoms	Z	Observed(Å)	Ideal(Å)
1	AA	885	G	N3-C4	-6.94	1.30	1.35
35	BA	2712	U	C4'-C3'	-6.94	1.45	1.53
35	BA	2817	G	C5-C4	-6.94	1.33	1.38
1	AA	244	U	C2-N3	-6.94	1.32	1.37
1	AA	726	C	N1-C6	-6.94	1.32	1.37
22	AV	14	A	N9-C4	-6.94	1.33	1.37
35	BA	239	U	C2-N3	-6.94	1.32	1.37
35	BA	381	G	N9-C8	-6.94	1.32	1.37
36	BB	97	G	C6-O6	-6.94	1.18	1.24
36	BB	39	A	N3-C4	-6.94	1.30	1.34
1	AA	310	G	C2-N3	-6.93	1.27	1.32
1	AA	1173	G	N3-C4	-6.93	1.30	1.35
22	AV	10	G	C6-N1	-6.93	1.34	1.39
35	BA	112	U	C2-N3	-6.93	1.32	1.37
35	BA	2051	A	C8-N7	-6.93	1.26	1.31
35	BA	2113	U	C4-O4	-6.93	1.18	1.23
1	AA	1298	C	N3-C4	-6.93	1.29	1.33
36	BB	33	G	C8-N7	-6.93	1.26	1.30
1	AA	792	A	C6-N1	-6.93	1.30	1.35
35	BA	1204	A	C5-C6	-6.93	1.34	1.41
35	BA	1842	G	C6-O6	-6.93	1.18	1.24
35	BA	271(V)	G	C2-N2	-6.93	1.27	1.34
35	BA	654(I)	C	N1-C6	-6.93	1.32	1.37
35	BA	1823	G	N9-C8	-6.93	1.33	1.37
35	BA	2000	G	C5-C6	-6.93	1.35	1.42
35	BA	2127	G	N7-C5	-6.93	1.35	1.39
35	BA	1273	U	C4-O4	-6.92	1.18	1.23
36	BB	96	U	C4'-C3'	-6.92	1.45	1.53
1	AA	648	A	C5-C4	-6.92	1.33	1.38
35	BA	973	A	N3-C4	-6.92	1.30	1.34
35	BA	2765	A	C6-N1	-6.92	1.30	1.35
1	AA	543	C	C4-N4	-6.92	1.27	1.33
1	AA	1077	G	C2-N3	-6.92	1.27	1.32
35	BA	1096	A	N7-C5	-6.92	1.35	1.39
35	BA	2489	G	P-O5'	-6.92	1.52	1.59
1	AA	1350	A	N9-C4	-6.92	1.33	1.37
35	BA	2703	C	N1-C6	-6.92	1.32	1.37
1	AA	319	G	C5-C6	-6.92	1.35	1.42
35	BA	308	G	N7-C5	6.92	1.43	1.39
35	BA	488	G	C4'-C3'	-6.92	1.45	1.53
35	BA	2439	A	P-O5'	-6.92	1.52	1.59
1	AA	1434	A	N3-C4	-6.92	1.30	1.34

Continued on next page...

Continued from previous page...

Mol	Chain	Res	Type	Atoms	Z	Observed(Å)	Ideal(Å)
35	BA	795	C	N3-C4	-6.92	1.29	1.33
35	BA	1945	G	C2-N3	-6.92	1.27	1.32
35	BA	1997	G	C2-N3	-6.92	1.27	1.32
35	BA	2725	A	N3-C4	-6.92	1.30	1.34
35	BA	42	G	C6-N1	-6.91	1.34	1.39
35	BA	326	G	N7-C5	-6.91	1.35	1.39
1	AA	142	G	C8-N7	-6.91	1.26	1.30
35	BA	458	G	C8-N7	-6.91	1.26	1.30
35	BA	2862	G	C8-N7	-6.91	1.26	1.30
35	BA	1192	G	N9-C8	-6.91	1.33	1.37
35	BA	1432	C	N3-C4	-6.91	1.29	1.33
35	BA	2156	G	C2-N2	-6.91	1.27	1.34
35	BA	2421	G	N9-C8	-6.91	1.33	1.37
35	BA	82	G	N7-C5	-6.91	1.35	1.39
35	BA	1820	U	N1-C6	-6.91	1.31	1.38
35	BA	1338	G	N7-C5	6.91	1.43	1.39
35	BA	1212	G	C8-N7	-6.91	1.26	1.30
35	BA	1299	G	C8-N7	-6.91	1.26	1.30
35	BA	271(I)	G	N9-C8	-6.90	1.33	1.37
35	BA	1078	U	N1-C2	6.90	1.44	1.38
35	BA	1214	A	C3'-C2'	-6.90	1.45	1.52
35	BA	1640	C	C5-C6	-6.90	1.28	1.34
1	AA	116	A	C6-N1	-6.90	1.30	1.35
1	AA	765	G	N1-C2	-6.90	1.32	1.37
1	AA	823	G	C2-N3	-6.90	1.27	1.32
1	AA	1527	C	N3-C4	-6.90	1.29	1.33
35	BA	73	A	C6-N1	-6.90	1.30	1.35
35	BA	945	A	N9-C4	-6.90	1.33	1.37
35	BA	1010	A	C8-N7	-6.90	1.26	1.31
35	BA	2360	A	N9-C8	-6.90	1.32	1.37
35	BA	1482	G	P-O5'	-6.90	1.52	1.59
1	AA	1405	G	C5-C4	-6.90	1.33	1.38
35	BA	271(F)	C	C3'-C2'	-6.90	1.45	1.52
35	BA	1279	G	C6-N1	-6.90	1.34	1.39
1	AA	676	A	C6-N1	-6.90	1.30	1.35
1	AA	971	G	C2-N3	-6.90	1.27	1.32
1	AA	1289	A	C6-N1	-6.90	1.30	1.35
35	BA	656	G	N7-C5	-6.90	1.35	1.39
35	BA	1364	G	N3-C4	-6.90	1.30	1.35
35	BA	1614	A	N7-C5	-6.90	1.35	1.39
35	BA	1884	A	N7-C5	-6.90	1.35	1.39
35	BA	2434	A	C6-N1	-6.90	1.30	1.35

Continued on next page...

Continued from previous page...

Mol	Chain	Res	Type	Atoms	Z	Observed(Å)	Ideal(Å)
1	AA	1255	G	N9-C8	-6.89	1.33	1.37
1	AA	1443	G	N9-C8	-6.89	1.33	1.37
35	BA	598	G	N9-C8	-6.89	1.33	1.37
35	BA	2342	C	N3-C4	-6.89	1.29	1.33
1	AA	327	A	C6-N6	6.89	1.39	1.33
1	AA	54	C	C2-N3	-6.89	1.30	1.35
1	AA	1144	G	N9-C4	-6.89	1.32	1.38
35	BA	2101	G	N3-C4	-6.89	1.30	1.35
1	AA	1355	G	N9-C8	-6.89	1.33	1.37
35	BA	393	C	N1-C6	-6.89	1.33	1.37
1	AA	923	A	C5'-C4'	-6.89	1.43	1.51
1	AA	1201	A	N9-C8	-6.89	1.32	1.37
35	BA	1647	G	C8-N7	-6.89	1.26	1.30
35	BA	2751	G	C5-C4	-6.89	1.33	1.38
35	BA	2758	A	C5-C4	-6.88	1.33	1.38
35	BA	2782	G	C4'-C3'	-6.88	1.45	1.53
1	AA	883	C	C5-C6	-6.88	1.28	1.34
35	BA	219	G	C2-N3	-6.88	1.27	1.32
35	BA	1136	G	C2-N3	-6.88	1.27	1.32
1	AA	381	C	C5-C6	-6.88	1.28	1.34
1	AA	796	C	C5-C6	-6.88	1.28	1.34
35	BA	52	A	N3-C4	-6.88	1.30	1.34
35	BA	105	C	N3-C4	-6.88	1.29	1.33
35	BA	381	G	C4'-C3'	-6.88	1.45	1.53
35	BA	1079	C	C5-C6	-6.88	1.28	1.34
35	BA	2821	A	N3-C4	-6.88	1.30	1.34
1	AA	1058	G	C4'-O4'	-6.88	1.36	1.45
35	BA	1321	A	N1-C2	-6.88	1.28	1.34
35	BA	1440	G	N9-C8	-6.88	1.33	1.37
35	BA	2451	A	N9-C8	-6.88	1.32	1.37
1	AA	644	G	N3-C4	-6.87	1.30	1.35
1	AA	1127	G	N3-C4	-6.87	1.30	1.35
1	AA	1311	G	N3-C4	-6.87	1.30	1.35
1	AA	1299	A	C8-N7	-6.87	1.26	1.31
1	AA	1473	A	C6-N6	-6.87	1.28	1.33
1	AA	984	C	C2-O2	-6.87	1.18	1.24
35	BA	271(U)	G	N3-C4	-6.87	1.30	1.35
35	BA	1422	G	N9-C8	-6.87	1.33	1.37
35	BA	1671	U	C4-O4	6.87	1.29	1.23
1	AA	777	A	C6-N6	-6.87	1.28	1.33
1	AA	1138	G	C6-O6	-6.87	1.18	1.24
1	AA	1276	G	C5-C4	-6.87	1.33	1.38

Continued on next page...

Continued from previous page...

Mol	Chain	Res	Type	Atoms	Z	Observed(Å)	Ideal(Å)
35	BA	351	G	C5-C4	-6.87	1.33	1.38
35	BA	469	G	C6-O6	-6.87	1.18	1.24
35	BA	968	G	N7-C5	-6.87	1.35	1.39
35	BA	1114	G	N7-C5	-6.87	1.35	1.39
35	BA	1556	C	N1-C6	6.87	1.41	1.37
1	AA	381	C	N1-C6	-6.86	1.33	1.37
1	AA	755	G	C2-N2	-6.86	1.27	1.34
35	BA	1070	A	N1-C2	-6.86	1.28	1.34
35	BA	1921	G	N9-C8	-6.86	1.33	1.37
35	BA	2869	G	C5-C4	-6.86	1.33	1.38
35	BA	2870	C	N3-C4	-6.86	1.29	1.33
1	AA	520	A	N3-C4	-6.86	1.30	1.34
1	AA	1016	A	N3-C4	-6.86	1.30	1.34
35	BA	812	C	N1-C6	-6.86	1.33	1.37
35	BA	917	A	C5-C4	-6.86	1.33	1.38
35	BA	1825	A	N9-C4	-6.86	1.33	1.37
35	BA	2062	A	N9-C4	-6.86	1.33	1.37
35	BA	2237	G	C5-C4	-6.86	1.33	1.38
35	BA	2731	G	C2-N3	-6.86	1.27	1.32
35	BA	997	G	C6-N1	-6.85	1.34	1.39
35	BA	289	A	C5-C6	-6.85	1.34	1.41
35	BA	948	G	C8-N7	-6.85	1.26	1.30
35	BA	1215	G	N3-C4	-6.85	1.30	1.35
35	BA	1297	C	C4-C5	-6.85	1.37	1.43
35	BA	2027	G	C8-N7	-6.85	1.26	1.30
35	BA	2062	A	N7-C5	-6.85	1.35	1.39
35	BA	2161	C	C5-C6	-6.85	1.28	1.34
1	AA	403	C	C4-N4	-6.85	1.27	1.33
1	AA	887	G	N9-C4	-6.85	1.32	1.38
1	AA	1102	A	N9-C4	-6.85	1.33	1.37
35	BA	910	A	C6-N6	-6.85	1.28	1.33
35	BA	1392	A	C6-N6	-6.85	1.28	1.33
1	AA	194	C	P-O5'	-6.85	1.52	1.59
1	AA	327	A	C2'-O2'	-6.85	1.32	1.41
1	AA	798	G	C5-C4	-6.85	1.33	1.38
42	BH	119	GLU	CD-OE2	-6.85	1.18	1.25
1	AA	541	G	C4'-C3'	-6.85	1.45	1.53
35	BA	296	C	C2-N3	-6.85	1.30	1.35
35	BA	2191	G	N3-C4	-6.85	1.30	1.35
35	BA	1780	A	N9-C4	6.84	1.42	1.37
35	BA	2224	G	C2-N3	6.84	1.38	1.32
1	AA	258	G	O3'-P	-6.84	1.52	1.61

Continued on next page...

Continued from previous page...

Mol	Chain	Res	Type	Atoms	Z	Observed(Å)	Ideal(Å)
1	AA	958	A	C5-C4	-6.84	1.33	1.38
1	AA	1345	U	N1-C2	-6.84	1.32	1.38
35	BA	1203	G	C2-N3	-6.84	1.27	1.32
1	AA	695	A	C6-N1	-6.84	1.30	1.35
1	AA	1108	G	C2-N3	-6.84	1.27	1.32
35	BA	294	A	C6-N1	-6.84	1.30	1.35
1	AA	1428	A	C5-C6	-6.83	1.34	1.41
35	BA	6	A	C8-N7	-6.83	1.26	1.31
35	BA	349	G	C8-N7	-6.83	1.26	1.30
35	BA	799	G	C5-C4	-6.83	1.33	1.38
35	BA	2039	C	N3-C4	-6.83	1.29	1.33
35	BA	2302	G	C8-N7	-6.83	1.26	1.30
35	BA	826	U	C2-N3	-6.83	1.32	1.37
35	BA	2143	C	C2-O2	-6.83	1.18	1.24
1	AA	1004	A	N3-C4	-6.83	1.30	1.34
1	AA	1433	A	N3-C4	-6.83	1.30	1.34
35	BA	21	A	N7-C5	-6.83	1.35	1.39
35	BA	340	A	N1-C2	-6.83	1.28	1.34
35	BA	2299	G	C6-N1	-6.83	1.34	1.39
35	BA	2305	A	N7-C5	-6.83	1.35	1.39
35	BA	2461	C	C4-N4	-6.83	1.27	1.33
1	AA	704	A	C8-N7	-6.83	1.26	1.31
1	AA	1010	G	C8-N7	-6.83	1.26	1.30
1	AA	1251	A	N9-C4	6.83	1.42	1.37
35	BA	27	G	C5'-C4'	-6.83	1.43	1.51
35	BA	214	G	C8-N7	-6.83	1.26	1.30
35	BA	1742	G	C8-N7	-6.83	1.26	1.30
36	BB	45	A	C5-C4	-6.83	1.33	1.38
1	AA	1483	A	P-O5'	-6.82	1.52	1.59
36	BB	67	G	N3-C4	-6.82	1.30	1.35
35	BA	1848	A	N7-C5	-6.82	1.35	1.39
1	AA	1067	A	N3-C4	-6.82	1.30	1.34
1	AA	1479	C	C4-C5	-6.82	1.37	1.43
35	BA	119	A	C5-C6	-6.82	1.34	1.41
35	BA	2751	G	C8-N7	-6.82	1.26	1.30
1	AA	578	C	N3-C4	-6.82	1.29	1.33
1	AA	1061	G	N9-C8	-6.82	1.33	1.37
1	AA	286	G	N7-C5	-6.82	1.35	1.39
35	BA	1349	A	N3-C4	-6.82	1.30	1.34
1	AA	1147	C	C4'-O4'	-6.81	1.36	1.45
1	AA	1456	G	C6-O6	-6.81	1.18	1.24
35	BA	2560	C	C5-C6	-6.81	1.28	1.34

Continued on next page...

Continued from previous page...

Mol	Chain	Res	Type	Atoms	Z	Observed(Å)	Ideal(Å)
35	BA	2660	A	P-O5'	-6.81	1.52	1.59
35	BA	870	A	C4'-C3'	-6.81	1.45	1.53
35	BA	1075	C	C2-N3	-6.81	1.30	1.35
35	BA	2053	G	C6-N1	-6.81	1.34	1.39
35	BA	2175	C	C2-N3	-6.81	1.30	1.35
35	BA	1743	C	C4'-C3'	-6.81	1.45	1.53
1	AA	670	G	C8-N7	-6.81	1.26	1.30
1	AA	1142	G	C8-N7	-6.81	1.26	1.30
35	BA	616	G	C8-N7	-6.81	1.26	1.30
35	BA	1611	C	C4-C5	-6.81	1.37	1.43
35	BA	2323	G	C8-N7	-6.81	1.26	1.30
36	BB	61	G	C6-N1	-6.81	1.34	1.39
1	AA	679	C	N3-C4	-6.80	1.29	1.33
35	BA	900	A	C8-N7	-6.80	1.26	1.31
1	AA	718	G	N7-C5	-6.80	1.35	1.39
35	BA	109	G	N7-C5	-6.80	1.35	1.39
36	BB	116	G	N7-C5	-6.80	1.35	1.39
35	BA	988	A	N9-C4	-6.80	1.33	1.37
1	AA	1095	U	C4'-C3'	-6.80	1.45	1.53
35	BA	983	A	C5-C4	-6.80	1.33	1.38
35	BA	1120	G	C4'-C3'	-6.80	1.45	1.53
1	AA	633	G	P-O5'	-6.80	1.52	1.59
1	AA	1015	A	C6-N1	-6.80	1.30	1.35
35	BA	963	U	N3-C4	-6.80	1.32	1.38
35	BA	1317	A	N9-C4	6.80	1.42	1.37
35	BA	1856	G	C6-O6	-6.80	1.18	1.24
35	BA	1922	G	N9-C8	-6.80	1.33	1.37
35	BA	2453	A	C4'-C3'	-6.80	1.45	1.53
35	BA	2740	A	C6-N1	-6.80	1.30	1.35
35	BA	548	A	C5-C6	-6.79	1.34	1.41
35	BA	2393	A	C2-N3	-6.79	1.27	1.33
1	AA	283	C	C2-N3	-6.79	1.30	1.35
1	AA	409	G	P-O5'	-6.79	1.52	1.59
1	AA	547	A	C2'-C1'	-6.79	1.45	1.53
1	AA	831	U	C4-C5	-6.79	1.37	1.43
1	AA	1148	U	N3-C4	-6.79	1.32	1.38
22	AV	23	C	C2-N3	-6.79	1.30	1.35
35	BA	657	U	N3-C4	-6.79	1.32	1.38
35	BA	1045	A	C5-C4	-6.79	1.33	1.38
35	BA	1848	A	C5-C4	-6.79	1.33	1.38
35	BA	2787	C	N1-C6	6.79	1.41	1.37
1	AA	394	G	N3-C4	-6.79	1.30	1.35

Continued on next page...

Continued from previous page...

Mol	Chain	Res	Type	Atoms	Z	Observed(Å)	Ideal(Å)
1	AA	683	G	C6-N1	-6.79	1.34	1.39
35	BA	1108	U	C4'-C3'	-6.79	1.45	1.53
1	AA	1149	C	C2-N3	-6.79	1.30	1.35
35	BA	1496	A	N3-C4	-6.79	1.30	1.34
1	AA	265	G	C5-C4	-6.79	1.33	1.38
1	AA	1288	A	N9-C8	-6.79	1.32	1.37
35	BA	791	C	C5-C6	-6.79	1.28	1.34
35	BA	1149	G	C5-C4	-6.79	1.33	1.38
1	AA	51	A	N9-C4	-6.78	1.33	1.37
35	BA	567	A	C5-C6	-6.78	1.34	1.41
35	BA	220	G	C6-N1	-6.78	1.34	1.39
35	BA	647	G	C5-C4	-6.78	1.33	1.38
35	BA	1526	G	C5-C4	-6.78	1.33	1.38
35	BA	1661	G	C6-N1	-6.78	1.34	1.39
36	BB	86	G	N9-C4	-6.78	1.32	1.38
35	BA	717	G	N1-C2	6.78	1.43	1.37
35	BA	108	U	C5-C6	-6.78	1.28	1.34
35	BA	2881	C	N3-C4	-6.78	1.29	1.33
35	BA	1643	G	C6-N1	-6.78	1.34	1.39
35	BA	1786	A	N9-C4	-6.78	1.33	1.37
36	BB	7	G	C5-C4	-6.78	1.33	1.38
35	BA	1609	A	C5-C4	-6.77	1.34	1.38
35	BA	1853	A	C6-N6	-6.77	1.28	1.33
35	BA	2765	A	N7-C5	-6.77	1.35	1.39
22	AV	54	U	C4-O4	-6.77	1.18	1.23
35	BA	1239	G	N3-C4	-6.77	1.30	1.35
35	BA	1755	A	N9-C4	-6.77	1.33	1.37
36	BB	70	C	C2-N3	-6.77	1.30	1.35
1	AA	571	U	C2-N3	-6.77	1.33	1.37
1	AA	587	G	O3'-P	-6.77	1.53	1.61
1	AA	1381	U	C2'-C1'	-6.77	1.46	1.53
35	BA	603	A	N7-C5	-6.77	1.35	1.39
35	BA	781	A	N7-C5	-6.77	1.35	1.39
1	AA	539	A	N9-C4	-6.76	1.33	1.37
1	AA	1156	G	C6-N1	-6.76	1.34	1.39
1	AA	1241	G	C8-N7	6.76	1.35	1.30
35	BA	548	A	N3-C4	-6.76	1.30	1.34
35	BA	1359	A	C3'-C2'	-6.76	1.45	1.52
35	BA	2370	G	C6-N1	-6.76	1.34	1.39
1	AA	48	C	N1-C6	-6.76	1.33	1.37
35	BA	238	C	N1-C6	-6.76	1.33	1.37
35	BA	522	G	C5-C6	-6.76	1.35	1.42

Continued on next page...

Continued from previous page...

Mol	Chain	Res	Type	Atoms	Z	Observed(Å)	Ideal(Å)
35	BA	595	C	N1-C6	-6.76	1.33	1.37
1	AA	294	U	P-O5'	-6.76	1.52	1.59
1	AA	1490	C	N3-C4	-6.76	1.29	1.33
35	BA	2273	A	N9-C8	-6.76	1.32	1.37
1	AA	270	A	N1-C2	-6.76	1.28	1.34
1	AA	1090	U	C4'-C3'	-6.76	1.45	1.53
35	BA	1283	G	N3-C4	-6.76	1.30	1.35
35	BA	1786	A	C2-N3	-6.76	1.27	1.33
35	BA	2782	G	C6-O6	-6.76	1.18	1.24
35	BA	1126	A	N3-C4	-6.76	1.30	1.34
35	BA	2326	C	N1-C6	-6.76	1.33	1.37
1	AA	773	G	N1-C2	-6.75	1.32	1.37
35	BA	438	G	C8-N7	-6.75	1.26	1.30
35	BA	1883	G	C8-N7	-6.75	1.26	1.30
35	BA	2328	A	C6-N6	-6.75	1.28	1.33
1	AA	381	C	C2-N3	-6.75	1.30	1.35
35	BA	2309	A	C5-C6	-6.75	1.34	1.41
1	AA	534	U	C1'-N1	-6.75	1.37	1.46
1	AA	820	U	C4-O4	-6.75	1.18	1.23
35	BA	1010	A	N7-C5	6.75	1.43	1.39
35	BA	2605	U	N1-C6	-6.75	1.31	1.38
35	BA	2884	U	N1-C6	-6.75	1.31	1.38
35	BA	1410	G	C8-N7	-6.75	1.26	1.30
35	BA	1530	C	C5-C6	-6.75	1.28	1.34
35	BA	2376	A	N7-C5	-6.75	1.35	1.39
1	AA	1354	C	N1-C6	-6.74	1.33	1.37
1	AA	1497	G	N9-C8	-6.74	1.33	1.37
35	BA	982	C	N1-C6	-6.74	1.33	1.37
35	BA	1185	C	C4-C5	-6.74	1.37	1.43
35	BA	2357	U	C4-O4	-6.74	1.18	1.23
35	BA	2594	C	C2-N3	6.74	1.41	1.35
35	BA	560	C	C5-C6	-6.74	1.28	1.34
35	BA	2726	U	C2-N3	-6.74	1.33	1.37
35	BA	585	G	C6-O6	-6.74	1.18	1.24
1	AA	35	G	C6-N1	-6.74	1.34	1.39
1	AA	1048	G	C5-C6	-6.74	1.35	1.42
1	AA	1313	U	C4-C5	-6.74	1.37	1.43
35	BA	2072	G	N3-C4	-6.74	1.30	1.35
1	AA	600	C	C4'-O4'	-6.73	1.36	1.45
1	AA	829	G	N1-C2	-6.73	1.32	1.37
1	AA	60	A	N3-C4	-6.73	1.30	1.34
35	BA	1296	G	N9-C4	-6.73	1.32	1.38

Continued on next page...

Continued from previous page...

Mol	Chain	Res	Type	Atoms	Z	Observed(Å)	Ideal(Å)
35	BA	2287	A	N3-C4	-6.73	1.30	1.34
35	BA	2422	A	C6-N1	-6.73	1.30	1.35
35	BA	2549	G	N9-C8	-6.73	1.33	1.37
36	BB	37	C	N3-C4	-6.73	1.29	1.33
35	BA	1596	A	C5-C4	-6.73	1.34	1.38
35	BA	636	G	N1-C2	-6.73	1.32	1.37
35	BA	871	U	N1-C6	-6.73	1.31	1.38
35	BA	2270	G	C6-N1	-6.73	1.34	1.39
35	BA	2447	G	C6-N1	-6.73	1.34	1.39
35	BA	1490	A	N9-C4	-6.73	1.33	1.37
1	AA	1175	G	C5-C6	-6.72	1.35	1.42
35	BA	1011	G	C2-N3	-6.72	1.27	1.32
35	BA	1448	G	C5-C6	-6.72	1.35	1.42
35	BA	2354	G	C2-N3	-6.72	1.27	1.32
35	BA	2414	G	N7-C5	-6.72	1.35	1.39
1	AA	109	A	N1-C2	-6.72	1.28	1.34
1	AA	189(G)	G	C8-N7	-6.72	1.26	1.30
1	AA	917	G	C8-N7	-6.72	1.26	1.30
35	BA	760	G	C8-N7	-6.72	1.26	1.30
35	BA	833	U	N3-C4	-6.72	1.32	1.38
35	BA	874	G	C8-N7	-6.72	1.26	1.30
35	BA	1068	G	C5-C4	-6.72	1.33	1.38
35	BA	1229	G	C2-N3	-6.72	1.27	1.32
35	BA	1302	A	N3-C4	-6.72	1.30	1.34
35	BA	1747	G	C2-N3	-6.72	1.27	1.32
35	BA	712	G	C4'-C3'	-6.72	1.45	1.53
35	BA	2887	U	N1-C2	6.72	1.44	1.38
35	BA	426	C	C4-N4	-6.72	1.27	1.33
35	BA	1722	A	C5-C4	-6.71	1.34	1.38
35	BA	2370	G	C5-C6	-6.71	1.35	1.42
35	BA	2361	A	C5-C6	-6.71	1.35	1.41
1	AA	676	A	N7-C5	-6.71	1.35	1.39
35	BA	338	G	N7-C5	-6.71	1.35	1.39
1	AA	111	G	N9-C4	-6.71	1.32	1.38
35	BA	2801	A	C8-N7	-6.71	1.26	1.31
1	AA	285	G	C6-N1	-6.71	1.34	1.39
1	AA	1039	C	N1-C6	-6.71	1.33	1.37
35	BA	814	C	C4-C5	-6.71	1.37	1.43
1	AA	28	G	N9-C8	-6.71	1.33	1.37
1	AA	102	G	N9-C8	-6.71	1.33	1.37
35	BA	663	G	C5-C4	6.71	1.43	1.38
35	BA	2796	U	C4-C5	-6.71	1.37	1.43

Continued on next page...

Continued from previous page...

Mol	Chain	Res	Type	Atoms	Z	Observed(Å)	Ideal(Å)
1	AA	288	A	C5-C4	-6.70	1.34	1.38
1	AA	918	A	N7-C5	-6.70	1.35	1.39
35	BA	1067	A	C6-N1	-6.70	1.30	1.35
1	AA	861	G	C6-N1	-6.70	1.34	1.39
1	AA	1465	C	N3-C4	-6.70	1.29	1.33
35	BA	271(D)	G	C2'-C1'	-6.70	1.46	1.53
35	BA	874	G	C6-N1	-6.70	1.34	1.39
1	AA	656	C	C5-C6	-6.70	1.28	1.34
1	AA	734	G	C5-C4	-6.70	1.33	1.38
1	AA	1160	G	C5-C4	-6.70	1.33	1.38
1	AA	1258	G	N3-C4	-6.70	1.30	1.35
22	AV	24	U	C3'-C2'	-6.70	1.45	1.52
35	BA	684	G	N3-C4	6.70	1.40	1.35
35	BA	2286	A	C2-N3	-6.70	1.27	1.33
22	AV	11	A	C8-N7	-6.70	1.26	1.31
35	BA	2350	C	C2-N3	-6.70	1.30	1.35
35	BA	1577	C	P-O5'	-6.70	1.53	1.59
35	BA	1684	C	N1-C6	-6.69	1.33	1.37
35	BA	1830	C	C4-N4	-6.69	1.27	1.33
35	BA	1451	C	C2-N3	-6.69	1.30	1.35
35	BA	1572	A	N3-C4	-6.69	1.30	1.34
1	AA	771	G	C4'-C3'	-6.69	1.45	1.53
1	AA	1251	A	C5-C4	-6.69	1.34	1.38
35	BA	463	G	C4'-C3'	-6.69	1.45	1.53
35	BA	1032	A	N3-C4	-6.69	1.30	1.34
35	BA	2298	A	N3-C4	-6.69	1.30	1.34
1	AA	524	G	C5-C6	-6.68	1.35	1.42
35	BA	1093	G	N7-C5	-6.68	1.35	1.39
35	BA	1764	G	N1-C2	-6.68	1.32	1.37
35	BA	836	G	N9-C4	-6.68	1.32	1.38
35	BA	1993	U	C2-N3	-6.68	1.33	1.37
35	BA	1267	U	N3-C4	-6.68	1.32	1.38
35	BA	2033	A	O4'-C1'	-6.68	1.32	1.41
35	BA	2383	G	C4'-C3'	-6.68	1.45	1.53
35	BA	978	G	C2-N2	-6.68	1.27	1.34
35	BA	2170	A	P-O5'	-6.68	1.53	1.59
35	BA	2177	C	P-O5'	-6.68	1.53	1.59
1	AA	1273	G	C8-N7	-6.67	1.26	1.30
35	BA	36	G	C8-N7	-6.67	1.26	1.30
35	BA	556	G	C8-N7	-6.67	1.26	1.30
1	AA	959	A	N7-C5	-6.67	1.35	1.39
35	BA	669	G	N7-C5	-6.67	1.35	1.39

Continued on next page...

Continued from previous page...

Mol	Chain	Res	Type	Atoms	Z	Observed(Å)	Ideal(Å)
35	BA	2740	A	O3'-P	-6.67	1.53	1.61
1	AA	1529	G	N1-C2	-6.67	1.32	1.37
35	BA	596	G	N3-C4	-6.67	1.30	1.35
35	BA	942	G	C2-N2	-6.67	1.27	1.34
35	BA	1116	C	N3-C4	6.67	1.38	1.33
1	AA	1298	C	C4-C5	-6.67	1.37	1.43
1	AA	967	C	N1-C6	-6.67	1.33	1.37
1	AA	973	G	C8-N7	-6.67	1.26	1.30
35	BA	272(G)	C	N1-C6	-6.67	1.33	1.37
35	BA	392	C	C5-C6	-6.67	1.29	1.34
35	BA	702	G	C8-N7	-6.67	1.26	1.30
35	BA	2261	C	C4'-O4'	-6.67	1.36	1.45
35	BA	2552	U	C3'-C2'	-6.67	1.45	1.52
35	BA	244	A	N9-C4	-6.66	1.33	1.37
35	BA	1045	A	C8-N7	-6.66	1.26	1.31
35	BA	1373	A	N9-C4	-6.66	1.33	1.37
35	BA	176	G	N9-C8	-6.66	1.33	1.37
35	BA	1218	C	N1-C6	-6.66	1.33	1.37
35	BA	1675	C	C2-O2	-6.66	1.18	1.24
1	AA	1106	G	C2-N2	-6.66	1.27	1.34
35	BA	1671	U	C2-O2	-6.66	1.16	1.22
1	AA	223	U	C3'-C2'	-6.66	1.45	1.52
1	AA	639	G	C6-N1	-6.66	1.34	1.39
35	BA	709	U	C2-N3	-6.66	1.33	1.37
35	BA	1186	G	C6-N1	-6.66	1.34	1.39
35	BA	1603	A	N9-C4	-6.66	1.33	1.37
35	BA	1775	U	N1-C6	-6.66	1.31	1.38
35	BA	88	G	N9-C4	-6.66	1.32	1.38
1	AA	289	G	C8-N7	-6.66	1.26	1.30
1	AA	919	A	C2-N3	-6.66	1.27	1.33
35	BA	100	G	C8-N7	-6.66	1.26	1.30
35	BA	2219	G	N3-C4	-6.65	1.30	1.35
35	BA	2805	G	N3-C4	-6.65	1.30	1.35
35	BA	407	G	C6-N1	-6.65	1.34	1.39
35	BA	863	A	C4'-C3'	-6.65	1.45	1.53
35	BA	2178	C	C4-C5	-6.65	1.37	1.43
35	BA	2399	G	C2'-C1'	-6.65	1.46	1.53
1	AA	800	G	N9-C8	-6.65	1.33	1.37
1	AA	923	A	C5-C6	-6.65	1.35	1.41
1	AA	1101	A	N9-C4	-6.65	1.33	1.37
48	BQ	137	TYR	CG-CD2	-6.65	1.30	1.39
1	AA	127	G	C6-O6	-6.65	1.18	1.24

Continued on next page...

Continued from previous page...

Mol	Chain	Res	Type	Atoms	Z	Observed(Å)	Ideal(Å)
35	BA	1562	A	C4'-C3'	-6.65	1.45	1.53
1	AA	172	A	C5-C6	-6.65	1.35	1.41
1	AA	570	G	N7-C5	-6.65	1.35	1.39
1	AA	689	C	C4-C5	-6.65	1.37	1.43
35	BA	279	C	C4-C5	-6.65	1.37	1.43
35	BA	1583	A	N7-C5	-6.65	1.35	1.39
35	BA	1755	A	C5-C4	6.64	1.43	1.38
35	BA	2771	C	P-O5'	-6.64	1.53	1.59
1	AA	320	C	C4-C5	-6.64	1.37	1.43
1	AA	799	G	C8-N7	-6.64	1.26	1.30
1	AA	1416	G	C6-N1	-6.64	1.34	1.39
35	BA	56	A	C8-N7	-6.64	1.26	1.31
1	AA	798	G	C4'-C3'	-6.64	1.45	1.53
1	AA	1071	C	C2-N3	-6.64	1.30	1.35
1	AA	1181	G	C2-N2	-6.64	1.27	1.34
35	BA	348	G	N1-C2	-6.64	1.32	1.37
35	BA	2054	A	N9-C8	-6.64	1.32	1.37
35	BA	2714	G	N1-C2	-6.64	1.32	1.37
1	AA	343	U	C2-N3	-6.64	1.33	1.37
22	AV	24	U	C2-N3	-6.64	1.33	1.37
35	BA	1389	G	N9-C4	-6.64	1.32	1.38
1	AA	785	G	C5-C6	-6.64	1.35	1.42
35	BA	397	G	C5-C6	-6.64	1.35	1.42
35	BA	758	C	C4'-C3'	-6.64	1.45	1.53
35	BA	1898	U	N1-C6	-6.63	1.31	1.38
35	BA	2274	A	C5-C4	-6.63	1.34	1.38
1	AA	944	G	N3-C4	-6.63	1.30	1.35
35	BA	2073	C	C2'-O2'	-6.63	1.33	1.41
1	AA	926	G	C3'-C2'	-6.63	1.45	1.52
1	AA	994	A	N7-C5	-6.63	1.35	1.39
36	BB	105	A	N7-C5	-6.63	1.35	1.39
1	AA	886	G	C5-C6	6.63	1.49	1.42
35	BA	412	A	C8-N7	-6.63	1.26	1.31
1	AA	1047	G	N3-C4	-6.63	1.30	1.35
1	AA	1323	G	C5-C6	-6.63	1.35	1.42
1	AA	1494	G	C6-N1	-6.63	1.34	1.39
35	BA	1440	G	N7-C5	6.63	1.43	1.39
35	BA	1626	G	N3-C4	-6.63	1.30	1.35
35	BA	2572	A	P-O5'	-6.63	1.53	1.59
1	AA	112	G	C2-N2	-6.62	1.27	1.34
1	AA	517	G	C2-N2	-6.62	1.27	1.34
35	BA	2583	G	C4'-O4'	-6.62	1.36	1.45

Continued on next page...

Continued from previous page...

Mol	Chain	Res	Type	Atoms	Z	Observed(Å)	Ideal(Å)
35	BA	2348	U	P-O5'	-6.62	1.53	1.59
36	BB	26	A	P-O5'	-6.62	1.53	1.59
1	AA	1395	C	C5'-C4'	-6.62	1.43	1.51
22	AV	27	U	N1-C2	-6.62	1.32	1.38
35	BA	44	G	C8-N7	-6.62	1.26	1.30
35	BA	2128	C	C2-N3	-6.62	1.30	1.35
35	BA	275	G	N9-C8	-6.62	1.33	1.37
35	BA	966	G	C5-C4	-6.62	1.33	1.38
35	BA	590	A	N7-C5	-6.62	1.35	1.39
1	AA	1220	G	N3-C4	-6.62	1.30	1.35
35	BA	406	G	C8-N7	-6.62	1.26	1.30
35	BA	1323	U	C2-N3	-6.62	1.33	1.37
35	BA	2485	G	N1-C2	-6.62	1.32	1.37
1	AA	1499	A	N9-C4	-6.61	1.33	1.37
35	BA	219	G	C5-C4	-6.61	1.33	1.38
35	BA	582	G	C2-N2	-6.61	1.27	1.34
35	BA	2823	A	N9-C4	-6.61	1.33	1.37
35	BA	2132	U	C4-C5	-6.61	1.37	1.43
1	AA	288	A	C5-C6	-6.61	1.35	1.41
1	AA	752	G	N3-C4	-6.61	1.30	1.35
1	AA	893	C	C5-C6	-6.61	1.29	1.34
1	AA	1231	G	N7-C5	-6.61	1.35	1.39
1	AA	1272	G	N3-C4	-6.61	1.30	1.35
35	BA	699	A	N9-C8	-6.61	1.32	1.37
35	BA	983	A	N1-C2	6.61	1.40	1.34
35	BA	1776	G	N7-C5	-6.61	1.35	1.39
35	BA	2134	A	C5-C6	-6.61	1.35	1.41
35	BA	2453	A	N7-C5	-6.61	1.35	1.39
35	BA	2702	U	C4'-C3'	-6.61	1.45	1.53
35	BA	271(S)	G	C5-C4	-6.61	1.33	1.38
1	AA	489	C	N1-C6	-6.61	1.33	1.37
1	AA	491	G	C2-N3	-6.61	1.27	1.32
1	AA	1297	C	N1-C6	-6.61	1.33	1.37
35	BA	109	G	C6-N1	-6.61	1.34	1.39
35	BA	673	C	N1-C6	-6.61	1.33	1.37
35	BA	1154	G	N7-C5	-6.61	1.35	1.39
35	BA	2591	C	N1-C6	-6.61	1.33	1.37
35	BA	2685	G	C6-N1	-6.61	1.34	1.39
35	BA	433	C	P-O5'	-6.60	1.53	1.59
1	AA	189(I)	G	N9-C8	-6.60	1.33	1.37
1	AA	231	G	N9-C8	-6.60	1.33	1.37
35	BA	696	G	O3'-P	-6.60	1.53	1.61

Continued on next page...

Continued from previous page...

Mol	Chain	Res	Type	Atoms	Z	Observed(Å)	Ideal(Å)
35	BA	1565	C	N1-C2	-6.60	1.33	1.40
35	BA	2147	G	C2'-C1'	-6.60	1.46	1.53
36	BB	41	U	C2-O2	-6.60	1.16	1.22
35	BA	222	A	N9-C8	-6.60	1.32	1.37
35	BA	1506	C	C2-N3	-6.60	1.30	1.35
35	BA	1714	G	N9-C4	-6.60	1.32	1.38
1	AA	409	G	N7-C5	-6.60	1.35	1.39
1	AA	856	C	O3'-P	-6.60	1.53	1.61
35	BA	2885	C	N3-C4	-6.60	1.29	1.33
35	BA	244	A	C6-N6	-6.60	1.28	1.33
35	BA	1678	G	C5-C6	-6.60	1.35	1.42
35	BA	2100	G	C6-O6	-6.60	1.18	1.24
1	AA	444	C	C2-N3	-6.60	1.30	1.35
35	BA	742	G	N3-C4	-6.59	1.30	1.35
35	BA	1078	U	C4-O4	-6.59	1.18	1.23
35	BA	2202	C	N3-C4	-6.59	1.29	1.33
35	BA	2458	G	C6-N1	-6.59	1.34	1.39
1	AA	374	A	C4'-C3'	-6.59	1.45	1.53
35	BA	531	C	N1-C6	-6.59	1.33	1.37
35	BA	2520	C	N1-C6	-6.59	1.33	1.37
1	AA	353	A	N3-C4	-6.59	1.30	1.34
1	AA	728	A	C6-N6	-6.59	1.28	1.33
1	AA	1263	C	C5-C6	-6.59	1.29	1.34
35	BA	1960	A	N3-C4	-6.59	1.30	1.34
35	BA	2159	G	N9-C8	6.59	1.42	1.37
35	BA	26	G	C8-N7	-6.59	1.26	1.30
35	BA	628	G	N3-C4	-6.59	1.30	1.35
35	BA	637	A	C6-N1	-6.59	1.30	1.35
35	BA	2228	G	N3-C4	-6.59	1.30	1.35
35	BA	2545	G	N3-C4	-6.59	1.30	1.35
1	AA	992	U	P-O5'	-6.59	1.53	1.59
1	AA	684	A	N7-C5	-6.59	1.35	1.39
1	AA	798	G	N7-C5	-6.59	1.35	1.39
1	AA	1503	A	C4'-C3'	-6.59	1.46	1.53
35	BA	2250	G	C5-C6	-6.59	1.35	1.42
35	BA	1058	G	C8-N7	6.58	1.34	1.30
35	BA	53	A	C6-N1	-6.58	1.30	1.35
35	BA	145	G	N3-C4	-6.58	1.30	1.35
35	BA	865	C	C4-C5	-6.58	1.37	1.43
35	BA	869	G	N9-C8	-6.58	1.33	1.37
1	AA	189(A)	C	C4-C5	-6.58	1.37	1.43
1	AA	494	U	C2-N3	-6.58	1.33	1.37

Continued on next page...

Continued from previous page...

Mol	Chain	Res	Type	Atoms	Z	Observed(Å)	Ideal(Å)
1	AA	668	G	C6-N1	-6.58	1.34	1.39
35	BA	1213	A	C8-N7	-6.58	1.26	1.31
35	BA	1496	A	C8-N7	-6.58	1.26	1.31
35	BA	1683	C	C4-C5	-6.58	1.37	1.43
35	BA	2404	C	N3-C4	-6.58	1.29	1.33
1	AA	331	G	C6-N1	-6.57	1.34	1.39
1	AA	953	G	C6-N1	-6.57	1.34	1.39
1	AA	1056	U	C3'-C2'	-6.57	1.45	1.52
1	AA	1398	A	C6-N6	-6.57	1.28	1.33
35	BA	1854	A	C6-N6	-6.57	1.28	1.33
35	BA	2054	A	N3-C4	6.57	1.38	1.34
35	BA	2744	G	C6-N1	-6.57	1.34	1.39
35	BA	1968	G	N3-C4	-6.57	1.30	1.35
1	AA	1356	G	C5-C4	-6.57	1.33	1.38
35	BA	370	G	N9-C8	-6.57	1.33	1.37
35	BA	1265	A	N9-C4	-6.57	1.33	1.37
35	BA	1528(A)	A	C5-C4	-6.57	1.34	1.38
1	AA	1523	G	N9-C4	-6.57	1.32	1.38
35	BA	1207	C	N1-C6	-6.57	1.33	1.37
35	BA	1404	C	C2-O2	-6.57	1.18	1.24
35	BA	2752	C	N1-C6	-6.57	1.33	1.37
1	AA	797	C	N1-C2	-6.57	1.33	1.40
35	BA	731	C	N1-C2	-6.57	1.33	1.40
35	BA	2757	A	C2'-C1'	-6.57	1.46	1.53
1	AA	101	A	C2-N3	-6.56	1.27	1.33
35	BA	2672	G	C6-O6	-6.56	1.18	1.24
1	AA	77	G	C6-N1	-6.56	1.34	1.39
1	AA	119	A	C6-N1	-6.56	1.30	1.35
1	AA	882	C	N1-C6	-6.56	1.33	1.37
35	BA	2834	G	N7-C5	-6.56	1.35	1.39
35	BA	2844	G	N7-C5	-6.56	1.35	1.39
1	AA	52	G	N3-C4	-6.56	1.30	1.35
1	AA	259	G	C3'-C2'	-6.56	1.45	1.52
35	BA	295	G	C2-N3	-6.56	1.27	1.32
35	BA	2845	G	N3-C4	-6.56	1.30	1.35
1	AA	606	G	C5-C4	-6.56	1.33	1.38
35	BA	207	A	N3-C4	-6.56	1.30	1.34
35	BA	956	G	C4'-C3'	-6.56	1.46	1.53
35	BA	1024	G	C5-C4	-6.56	1.33	1.38
1	AA	671	G	N9-C4	-6.56	1.32	1.38
1	AA	1142	G	P-O5'	-6.56	1.53	1.59
35	BA	1229	G	P-OP1	-6.56	1.37	1.49

Continued on next page...

Continued from previous page...

Mol	Chain	Res	Type	Atoms	Z	Observed(Å)	Ideal(Å)
1	AA	1053	G	C2'-C1'	-6.56	1.46	1.53
1	AA	1068	G	C8-N7	-6.56	1.27	1.30
35	BA	278	A	N7-C5	-6.56	1.35	1.39
24	AY	6	GLU	CD-OE2	-6.55	1.18	1.25
24	AY	651	GLU	CD-OE2	-6.55	1.18	1.25
1	AA	171	A	N9-C4	-6.55	1.33	1.37
1	AA	1493	A	N7-C5	6.55	1.43	1.39
35	BA	870	A	C6-N1	-6.55	1.30	1.35
35	BA	2866	U	C5-C6	-6.55	1.28	1.34
35	BA	2759	G	N9-C4	-6.55	1.32	1.38
1	AA	655	A	C5-C6	-6.55	1.35	1.41
1	AA	601	C	C5-C6	-6.55	1.29	1.34
35	BA	1232	G	C2-N3	-6.55	1.27	1.32
35	BA	2147	G	C2-N3	-6.55	1.27	1.32
1	AA	162	A	N9-C8	-6.54	1.32	1.37
35	BA	2372	G	N1-C2	-6.54	1.32	1.37
1	AA	735	C	C2-O2	-6.54	1.18	1.24
1	AA	853	G	N9-C8	-6.54	1.33	1.37
1	AA	1128	C	C2-O2	-6.54	1.18	1.24
22	AV	35	A	C5-C4	-6.54	1.34	1.38
35	BA	10	G	C8-N7	-6.54	1.27	1.30
35	BA	321	G	C8-N7	-6.54	1.27	1.30
35	BA	341	G	N9-C8	-6.54	1.33	1.37
35	BA	654(P)	C	N1-C6	-6.54	1.33	1.37
35	BA	763	G	N9-C4	-6.54	1.32	1.38
35	BA	812	C	C2-O2	-6.54	1.18	1.24
1	AA	1409	C	C4-C5	-6.54	1.37	1.43
35	BA	1643	G	C5-C6	-6.54	1.35	1.42
1	AA	1456	G	C5-C4	6.54	1.43	1.38
35	BA	864	G	C4'-C3'	-6.54	1.46	1.53
35	BA	1654	A	C6-N1	-6.54	1.30	1.35
35	BA	122	G	C6-O6	6.54	1.30	1.24
35	BA	379	G	N3-C4	-6.54	1.30	1.35
35	BA	1782	C	C4-C5	-6.54	1.37	1.43
35	BA	2250	G	N7-C5	6.54	1.43	1.39
1	AA	1258	G	N7-C5	-6.54	1.35	1.39
35	BA	903	C	C5-C6	-6.54	1.29	1.34
35	BA	2774	C	N1-C6	-6.54	1.33	1.37
1	AA	602	A	P-O5'	-6.54	1.53	1.59
1	AA	1198	G	C2-N3	6.54	1.38	1.32
35	BA	2387	U	C2-N3	-6.54	1.33	1.37
1	AA	930	C	C3'-C2'	-6.53	1.45	1.52

Continued on next page...

Continued from previous page...

Mol	Chain	Res	Type	Atoms	Z	Observed(Å)	Ideal(Å)
1	AA	1177	G	N9-C4	-6.53	1.32	1.38
1	AA	1442(B)	A	N1-C2	-6.53	1.28	1.34
35	BA	796	C	N3-C4	-6.53	1.29	1.33
35	BA	977	G	N3-C4	-6.53	1.30	1.35
35	BA	1296	G	P-O5'	6.53	1.66	1.59
35	BA	1486	A	C6-N6	-6.53	1.28	1.33
35	BA	2654	A	C6-N1	-6.53	1.30	1.35
36	BB	17	C	C4'-C3'	-6.53	1.46	1.53
1	AA	55	A	N9-C4	6.53	1.41	1.37
35	BA	2090	G	N1-C2	-6.53	1.32	1.37
1	AA	370	C	C4-C5	-6.53	1.37	1.43
35	BA	2342	C	P-O5'	-6.53	1.53	1.59
1	AA	250	A	C8-N7	-6.53	1.26	1.31
35	BA	1681	G	C2-N3	-6.53	1.27	1.32
35	BA	2516	G	C2-N3	-6.53	1.27	1.32
35	BA	2534	A	C8-N7	-6.53	1.26	1.31
1	AA	344	A	N7-C5	-6.53	1.35	1.39
35	BA	1475	G	C6-N1	-6.53	1.34	1.39
36	BB	24	G	N7-C5	-6.53	1.35	1.39
36	BB	107	G	C2-N2	-6.53	1.28	1.34
35	BA	926	A	C5-C4	6.52	1.43	1.38
35	BA	2287	A	C4'-C3'	-6.52	1.46	1.53
1	AA	189(D)	C	C2'-C1'	-6.52	1.46	1.53
1	AA	1011	G	N3-C4	-6.52	1.30	1.35
35	BA	442	G	C5-C4	-6.52	1.33	1.38
35	BA	539	G	C2-N3	-6.52	1.27	1.32
35	BA	702	G	N3-C4	-6.52	1.30	1.35
35	BA	760	G	N3-C4	-6.52	1.30	1.35
35	BA	942	G	C2-N3	-6.52	1.27	1.32
35	BA	1741	A	C5-C4	-6.52	1.34	1.38
35	BA	2435	A	C5-C4	-6.52	1.34	1.38
35	BA	255	A	N1-C2	-6.52	1.28	1.34
35	BA	1600	C	C2-O2	-6.52	1.18	1.24
35	BA	1985	G	N1-C2	-6.52	1.32	1.37
1	AA	981	U	C5-C6	-6.52	1.28	1.34
35	BA	948	G	N9-C4	-6.52	1.32	1.38
35	BA	1683	C	C2-N3	-6.52	1.30	1.35
1	AA	146	G	N9-C8	-6.52	1.33	1.37
1	AA	1107	C	N3-C4	-6.52	1.29	1.33
1	AA	1508	G	C5-C4	-6.52	1.33	1.38
35	BA	2723	C	N3-C4	-6.52	1.29	1.33
1	AA	751	U	C4-C5	-6.51	1.37	1.43

Continued on next page...

Continued from previous page...

Mol	Chain	Res	Type	Atoms	Z	Observed(Å)	Ideal(Å)
35	BA	411	G	C6-N1	-6.51	1.34	1.39
1	AA	276	G	C6-O6	-6.51	1.18	1.24
1	AA	300	A	N1-C2	-6.51	1.28	1.34
1	AA	1048	G	O3'-P	-6.51	1.53	1.61
1	AA	1471	G	N9-C4	-6.51	1.32	1.38
35	BA	228	A	C5-C6	-6.51	1.35	1.41
35	BA	2407	G	N9-C4	-6.51	1.32	1.38
35	BA	2563	U	N1-C6	-6.51	1.32	1.38
35	BA	1071	G	P-O5'	-6.51	1.53	1.59
35	BA	2194	G	N7-C5	6.51	1.43	1.39
1	AA	129(A)	G	N3-C4	-6.51	1.30	1.35
1	AA	172	A	N9-C8	-6.51	1.32	1.37
1	AA	218	C	C4-N4	-6.51	1.28	1.33
35	BA	784	A	N7-C5	-6.51	1.35	1.39
35	BA	1177	A	N7-C5	-6.51	1.35	1.39
35	BA	2157	G	N9-C4	-6.51	1.32	1.38
35	BA	587	C	C2-N3	-6.50	1.30	1.35
1	AA	437	U	C2-N3	-6.50	1.33	1.37
1	AA	1387	G	C2-N2	-6.50	1.28	1.34
35	BA	1854	A	N1-C2	-6.50	1.28	1.34
35	BA	2264	C	C5-C6	-6.50	1.29	1.34
1	AA	238	G	C2-N3	-6.50	1.27	1.32
1	AA	275	G	N3-C4	-6.50	1.30	1.35
1	AA	1079	G	N1-C2	-6.50	1.32	1.37
1	AA	1223	C	N3-C4	-6.50	1.29	1.33
35	BA	654(O)	G	N9-C8	-6.50	1.33	1.37
35	BA	800	A	N9-C4	-6.50	1.33	1.37
35	BA	1186	G	C2-N3	-6.50	1.27	1.32
35	BA	1555	G	N3-C4	-6.50	1.30	1.35
35	BA	2048	G	N3-C4	-6.50	1.30	1.35
35	BA	2253	G	C5-C4	-6.50	1.33	1.38
36	BB	13	A	N9-C8	-6.50	1.32	1.37
35	BA	2456	C	C2-N3	-6.50	1.30	1.35
1	AA	1189	C	C4'-C3'	-6.50	1.46	1.53
35	BA	1748	G	C6-O6	-6.50	1.18	1.24
35	BA	1789	A	C6-N6	-6.50	1.28	1.33
35	BA	1876	A	C4'-O4'	-6.50	1.37	1.45
35	BA	2015	A	P-O5'	-6.50	1.53	1.59
1	AA	1520	G	C2-N3	-6.50	1.27	1.32
1	AA	309	G	N9-C8	-6.50	1.33	1.37
1	AA	1077	G	N9-C8	-6.50	1.33	1.37
22	AV	48	C	N3-C4	-6.50	1.29	1.33

Continued on next page...

Continued from previous page...

Mol	Chain	Res	Type	Atoms	Z	Observed(Å)	Ideal(Å)
35	BA	282	A	C6-N6	-6.50	1.28	1.33
35	BA	341	G	C6-N1	-6.49	1.35	1.39
35	BA	366	C	C4-N4	-6.49	1.28	1.33
35	BA	970	C	N1-C6	-6.49	1.33	1.37
35	BA	1212	G	N9-C4	-6.49	1.32	1.38
35	BA	2491	U	C2-N3	-6.49	1.33	1.37
1	AA	1240	U	C4-C5	-6.49	1.37	1.43
22	AV	53	G	C8-N7	-6.49	1.27	1.30
35	BA	1030	G	C5-C4	-6.49	1.33	1.38
35	BA	1136	G	C8-N7	-6.49	1.27	1.30
35	BA	2642	G	C8-N7	-6.49	1.27	1.30
35	BA	1179	C	C4-C5	-6.49	1.37	1.43
35	BA	1890	A	N9-C8	-6.49	1.32	1.37
35	BA	2029	G	N1-C2	-6.49	1.32	1.37
35	BA	2483	C	C5-C6	-6.49	1.29	1.34
1	AA	929	G	C2-N2	-6.49	1.28	1.34
1	AA	1390	U	C2-N3	-6.49	1.33	1.37
35	BA	2894	G	C2-N3	-6.49	1.27	1.32
1	AA	1032	G	C5-C4	6.49	1.42	1.38
35	BA	1340	U	C5-C6	-6.49	1.28	1.34
35	BA	1360	A	C5-C6	-6.49	1.35	1.41
35	BA	1971	A	C2-N3	-6.49	1.27	1.33
1	AA	43	C	N1-C2	-6.48	1.33	1.40
1	AA	228	A	N9-C4	-6.48	1.33	1.37
1	AA	504	C	N1-C2	-6.48	1.33	1.40
1	AA	894	G	N9-C4	-6.48	1.32	1.38
35	BA	2057	A	N3-C4	-6.48	1.30	1.34
1	AA	159	G	C5-C4	-6.48	1.33	1.38
1	AA	750	G	C5-C4	-6.48	1.33	1.38
1	AA	1013	G	C5-C4	-6.48	1.33	1.38
36	BB	107	G	C5-C4	-6.48	1.33	1.38
35	BA	725	G	N3-C4	-6.48	1.30	1.35
1	AA	124	G	P-O5'	-6.48	1.53	1.59
35	BA	754	C	N3-C4	-6.48	1.29	1.33
35	BA	1854	A	N9-C4	-6.48	1.33	1.37
35	BA	2705	A	N9-C4	6.48	1.41	1.37
1	AA	1166	G	C5'-C4'	-6.48	1.43	1.51
35	BA	32	C	N1-C6	-6.47	1.33	1.37
35	BA	583	G	N9-C8	-6.47	1.33	1.37
35	BA	587	C	N1-C2	-6.47	1.33	1.40
35	BA	1278	A	C6-N1	-6.47	1.31	1.35
35	BA	2351	G	N3-C4	6.47	1.40	1.35

Continued on next page...

Continued from previous page...

Mol	Chain	Res	Type	Atoms	Z	Observed(Å)	Ideal(Å)
1	AA	614	A	C4'-C3'	-6.47	1.46	1.53
35	BA	26	G	C4'-C3'	-6.47	1.46	1.53
35	BA	869	G	C5-C6	-6.47	1.35	1.42
35	BA	233	A	C5-C6	-6.47	1.35	1.41
35	BA	548	A	N9-C8	-6.47	1.32	1.37
35	BA	1795	C	C5-C6	-6.47	1.29	1.34
35	BA	1841	U	C4-C5	-6.47	1.37	1.43
35	BA	962	G	N9-C4	-6.47	1.32	1.38
35	BA	2083	G	N9-C4	-6.47	1.32	1.38
1	AA	42	G	C6-N1	-6.47	1.35	1.39
1	AA	1281	U	C2-N3	-6.46	1.33	1.37
35	BA	982	C	C4-C5	-6.46	1.37	1.43
1	AA	621	A	N3-C4	-6.46	1.30	1.34
35	BA	103	A	C6-N1	-6.46	1.31	1.35
35	BA	2886	G	C2-N3	-6.46	1.27	1.32
1	AA	68	G	C6-O6	-6.46	1.18	1.24
1	AA	1503	A	O4'-C1'	-6.46	1.33	1.41
35	BA	565	C	C2-N3	-6.46	1.30	1.35
35	BA	2456	C	N1-C2	-6.46	1.33	1.40
35	BA	2722	G	C2-N2	-6.46	1.28	1.34
1	AA	204	U	C5-C6	-6.46	1.28	1.34
1	AA	275	G	C8-N7	-6.46	1.27	1.30
1	AA	684	A	N9-C8	-6.46	1.32	1.37
1	AA	1339	A	N9-C4	-6.46	1.33	1.37
1	AA	1419	G	C5'-C4'	-6.46	1.43	1.51
35	BA	34	C	O3'-P	-6.46	1.53	1.61
35	BA	1087	G	C3'-C2'	-6.46	1.45	1.52
1	AA	649	G	N3-C4	-6.46	1.30	1.35
35	BA	349	G	N3-C4	-6.46	1.30	1.35
35	BA	522	G	N3-C4	-6.46	1.30	1.35
35	BA	1431	U	C5-C6	-6.46	1.28	1.34
1	AA	863	U	N1-C2	-6.45	1.32	1.38
35	BA	826	U	N1-C2	-6.45	1.32	1.38
35	BA	941	A	N9-C4	-6.45	1.33	1.37
35	BA	1985	G	C2-N2	-6.45	1.28	1.34
35	BA	2056	G	N3-C4	-6.45	1.30	1.35
35	BA	2131	G	N3-C4	-6.45	1.30	1.35
35	BA	2283	C	C2-N3	-6.45	1.30	1.35
1	AA	1169	A	N7-C5	-6.45	1.35	1.39
35	BA	678	C	C2-O2	-6.45	1.18	1.24
35	BA	2524	G	N7-C5	-6.45	1.35	1.39
36	BB	44	G	C6-O6	-6.45	1.18	1.24

Continued on next page...

Continued from previous page...

Mol	Chain	Res	Type	Atoms	Z	Observed(Å)	Ideal(Å)
1	AA	317	G	C5-C6	-6.45	1.35	1.42
1	AA	1526	G	C3'-C2'	-6.45	1.45	1.52
35	BA	1385	G	N9-C4	-6.45	1.32	1.38
35	BA	1893	C	N1-C6	-6.45	1.33	1.37
1	AA	1337	G	N9-C8	-6.45	1.33	1.37
35	BA	2509	G	N9-C8	-6.45	1.33	1.37
35	BA	258	G	C6-N1	-6.45	1.35	1.39
35	BA	2496	C	C4-N4	-6.45	1.28	1.33
1	AA	710	G	C8-N7	-6.44	1.27	1.30
1	AA	1208	C	C4'-O4'	-6.44	1.37	1.45
35	BA	1400	G	C8-N7	-6.44	1.27	1.30
35	BA	2702	U	C2-N3	-6.44	1.33	1.37
1	AA	289	G	C2-N3	-6.44	1.27	1.32
35	BA	693	C	N1-C6	-6.44	1.33	1.37
35	BA	735	A	C5-C4	-6.44	1.34	1.38
35	BA	1814	G	C2-N3	-6.44	1.27	1.32
1	AA	1201	A	P-O5'	-6.44	1.53	1.59
35	BA	238	C	C2'-C1'	-6.44	1.46	1.53
35	BA	1168	G	C2'-C1'	-6.44	1.46	1.53
1	AA	695	A	N9-C4	-6.44	1.33	1.37
35	BA	571	A	N9-C4	-6.44	1.33	1.37
1	AA	116	A	N3-C4	-6.44	1.30	1.34
1	AA	1005	A	C4'-C3'	-6.44	1.46	1.53
35	BA	2157	G	C5-C4	-6.44	1.33	1.38
35	BA	1251	C	N1-C6	-6.44	1.33	1.37
35	BA	1566	A	C5-C4	-6.44	1.34	1.38
1	AA	104	G	C4'-C3'	-6.43	1.46	1.53
1	AA	30	U	C5'-C4'	-6.43	1.43	1.51
1	AA	501	C	C4-C5	-6.43	1.37	1.43
1	AA	1121	U	C4-C5	-6.43	1.37	1.43
1	AA	1228	C	C4-C5	-6.43	1.37	1.43
1	AA	1375	A	N7-C5	-6.43	1.35	1.39
36	BB	45	A	N7-C5	-6.43	1.35	1.39
1	AA	129	U	C4-O4	-6.43	1.18	1.23
35	BA	771	G	N9-C8	-6.43	1.33	1.37
35	BA	2519	U	C4-O4	-6.43	1.18	1.23
1	AA	83	U	C5-C6	-6.43	1.28	1.34
1	AA	1351	U	C2-N3	-6.43	1.33	1.37
35	BA	763	G	C5-C6	-6.43	1.35	1.42
35	BA	2032	G	C4'-O4'	-6.43	1.37	1.45
1	AA	551	U	C2'-C1'	-6.42	1.46	1.53
1	AA	665	A	C6-N1	-6.42	1.31	1.35

Continued on next page...

Continued from previous page...

Mol	Chain	Res	Type	Atoms	Z	Observed(Å)	Ideal(Å)
22	AV	37	A	C6-N1	-6.42	1.31	1.35
35	BA	375	C	C2'-C1'	-6.42	1.46	1.53
35	BA	768	G	C2-N2	-6.42	1.28	1.34
35	BA	783	A	N3-C4	-6.42	1.30	1.34
35	BA	1382	G	C8-N7	6.42	1.34	1.30
1	AA	590	C	C2-O2	-6.42	1.18	1.24
1	AA	922	G	C4'-C3'	-6.42	1.46	1.53
1	AA	993	G	C5-C4	-6.42	1.33	1.38
35	BA	1141	U	C4'-O4'	-6.42	1.37	1.45
1	AA	523	A	C8-N7	-6.42	1.27	1.31
35	BA	2446	G	N3-C4	-6.42	1.30	1.35
1	AA	263	A	C5-C6	-6.42	1.35	1.41
35	BA	2569	G	C5-C4	-6.42	1.33	1.38
35	BA	1075	C	C4-N4	-6.42	1.28	1.33
1	AA	391	G	C6-O6	-6.41	1.18	1.24
1	AA	1201	A	N7-C5	-6.41	1.35	1.39
1	AA	1470	G	N3-C4	-6.41	1.30	1.35
35	BA	649	G	C6-N1	6.41	1.44	1.39
35	BA	968	G	N3-C4	-6.41	1.30	1.35
35	BA	1228	G	C2-N3	-6.41	1.27	1.32
35	BA	1543	C	N3-C4	-6.41	1.29	1.33
35	BA	1144	G	N9-C8	6.41	1.42	1.37
35	BA	2865	U	C4-O4	-6.41	1.18	1.23
1	AA	958	A	C6-N1	-6.41	1.31	1.35
1	AA	1179	A	N9-C4	-6.41	1.34	1.37
1	AA	1222	G	N9-C8	-6.41	1.33	1.37
1	AA	1379	G	N9-C8	-6.41	1.33	1.37
35	BA	1209	G	C6-N1	-6.41	1.35	1.39
35	BA	1277	G	N3-C4	-6.41	1.30	1.35
35	BA	1426	G	C4'-O4'	-6.41	1.37	1.45
35	BA	2012	G	N3-C4	-6.41	1.30	1.35
36	BB	28	C	C2-N3	-6.41	1.30	1.35
35	BA	271(I)	G	N7-C5	-6.41	1.35	1.39
35	BA	901	A	N7-C5	-6.41	1.35	1.39
22	AV	9	G	C8-N7	-6.41	1.27	1.30
35	BA	140	G	C8-N7	-6.41	1.27	1.30
35	BA	2407	G	C8-N7	6.41	1.34	1.30
35	BA	2699	C	N3-C4	-6.41	1.29	1.33
1	AA	319	G	C6-O6	-6.40	1.18	1.24
1	AA	662	G	N9-C8	-6.40	1.33	1.37
1	AA	819	A	C4'-C3'	-6.40	1.46	1.53
35	BA	1149	G	C6-N1	-6.40	1.35	1.39

Continued on next page...

Continued from previous page...

Mol	Chain	Res	Type	Atoms	Z	Observed(Å)	Ideal(Å)
35	BA	1321	A	N9-C4	-6.40	1.34	1.37
35	BA	1922	G	C6-N1	-6.40	1.35	1.39
36	BB	19	G	O3'-P	-6.40	1.53	1.61
1	AA	47	C	C4-C5	-6.40	1.37	1.43
35	BA	1233	C	C4-C5	-6.40	1.37	1.43
35	BA	1563	G	C2'-C1'	-6.40	1.46	1.53
35	BA	2058	A	N7-C5	-6.40	1.35	1.39
35	BA	2425	A	N7-C5	-6.40	1.35	1.39
35	BA	2499	C	C5-C6	-6.40	1.29	1.34
1	AA	1495	U	N1-C2	-6.40	1.32	1.38
22	AV	72	A	C5-C6	-6.40	1.35	1.41
35	BA	251	A	N3-C4	-6.40	1.31	1.34
1	AA	878	G	N3-C4	-6.40	1.30	1.35
35	BA	1232	G	N1-C2	6.40	1.42	1.37
35	BA	1601	G	N3-C4	-6.40	1.30	1.35
35	BA	2250	G	C8-N7	-6.40	1.27	1.30
35	BA	636	G	C5-C4	-6.39	1.33	1.38
35	BA	1768	U	C4-O4	6.39	1.28	1.23
35	BA	2716	U	C2-N3	-6.39	1.33	1.37
1	AA	782	A	N7-C5	6.39	1.43	1.39
1	AA	1155	G	N9-C8	-6.39	1.33	1.37
1	AA	1171	G	N9-C8	-6.39	1.33	1.37
35	BA	336	C	C5-C6	-6.39	1.29	1.34
35	BA	662	G	N9-C4	-6.39	1.32	1.38
35	BA	938	G	N9-C4	-6.39	1.32	1.38
35	BA	798	G	N7-C5	-6.39	1.35	1.39
1	AA	1119	C	N1-C6	-6.39	1.33	1.37
1	AA	1320	C	N1-C6	-6.39	1.33	1.37
35	BA	185	U	C4'-C3'	-6.39	1.46	1.53
35	BA	774	A	C8-N7	-6.39	1.27	1.31
35	BA	1090	U	C2-O2	6.39	1.28	1.22
35	BA	1663	C	C3'-C2'	-6.39	1.45	1.52
35	BA	772	C	N3-C4	-6.38	1.29	1.33
35	BA	2049	G	C8-N7	-6.38	1.27	1.30
1	AA	383	A	C6-N6	-6.38	1.28	1.33
1	AA	892	A	N9-C4	-6.38	1.34	1.37
35	BA	2384	G	N7-C5	-6.38	1.35	1.39
35	BA	2675	A	C6-N6	-6.38	1.28	1.33
36	BB	119	G	N9-C8	6.38	1.42	1.37
1	AA	649	G	C8-N7	-6.38	1.27	1.30
1	AA	734	G	C5-C6	-6.38	1.35	1.42
1	AA	940	C	C4'-C3'	-6.38	1.46	1.53

Continued on next page...

Continued from previous page...

Mol	Chain	Res	Type	Atoms	Z	Observed(Å)	Ideal(Å)
1	AA	948	C	C4-C5	-6.38	1.37	1.43
1	AA	1027	C	N3-C4	-6.38	1.29	1.33
35	BA	654(N)	G	N1-C2	-6.38	1.32	1.37
35	BA	707	G	C8-N7	-6.38	1.27	1.30
35	BA	1311	G	C5-C6	-6.38	1.35	1.42
35	BA	1634	A	N9-C8	-6.38	1.32	1.37
35	BA	2246	G	C2-N3	-6.38	1.27	1.32
35	BA	2642	G	P-O5'	-6.38	1.53	1.59
35	BA	2707	G	C8-N7	-6.38	1.27	1.30
1	AA	294	U	N3-C4	-6.38	1.32	1.38
1	AA	819	A	N9-C4	-6.38	1.34	1.37
1	AA	1349	A	C6-N1	-6.38	1.31	1.35
1	AA	1358	U	C5-C6	-6.38	1.28	1.34
35	BA	258	G	N7-C5	-6.38	1.35	1.39
35	BA	517	C	C3'-C2'	-6.38	1.45	1.52
35	BA	2307	G	N9-C8	-6.38	1.33	1.37
36	BB	114	C	C5-C6	-6.38	1.29	1.34
1	AA	807	A	C8-N7	-6.38	1.27	1.31
35	BA	1105	U	C2-N3	-6.37	1.33	1.37
35	BA	1710	C	C5'-C4'	-6.37	1.43	1.51
35	BA	2159	G	C5-C4	-6.37	1.33	1.38
35	BA	292	C	C5-C6	-6.37	1.29	1.34
35	BA	512	G	C6-N1	-6.37	1.35	1.39
1	AA	230	G	N3-C4	-6.37	1.30	1.35
1	AA	435	C	C2-O2	-6.37	1.18	1.24
1	AA	1032	G	N3-C4	-6.37	1.30	1.35
35	BA	536	A	N7-C5	-6.37	1.35	1.39
35	BA	1787	A	C8-N7	-6.37	1.27	1.31
35	BA	1953	A	N9-C8	-6.37	1.32	1.37
35	BA	2468	G	N7-C5	-6.37	1.35	1.39
1	AA	538	G	C2-N3	-6.37	1.27	1.32
35	BA	2675	A	N3-C4	-6.37	1.31	1.34
35	BA	272(H)	C	N1-C6	-6.37	1.33	1.37
35	BA	581	C	C4-N4	-6.37	1.28	1.33
35	BA	1417	C	N1-C6	-6.37	1.33	1.37
1	AA	498	U	N1-C2	-6.37	1.32	1.38
1	AA	703	G	C6-N1	-6.37	1.35	1.39
35	BA	1079	C	N3-C4	6.37	1.38	1.33
1	AA	538	G	N3-C4	-6.36	1.30	1.35
1	AA	687	A	N9-C4	-6.36	1.34	1.37
1	AA	697	U	N3-C4	-6.36	1.32	1.38
35	BA	2030	A	N9-C4	-6.36	1.34	1.37

Continued on next page...

Continued from previous page...

Mol	Chain	Res	Type	Atoms	Z	Observed(Å)	Ideal(Å)
35	BA	1672	C	N3-C4	-6.36	1.29	1.33
35	BA	2387	U	O3'-P	-6.36	1.53	1.61
1	AA	321	A	N9-C4	6.36	1.41	1.37
1	AA	1162	C	C4-C5	-6.36	1.37	1.43
35	BA	142	A	N9-C4	6.36	1.41	1.37
35	BA	1232	G	C6-N1	-6.36	1.35	1.39
35	BA	2893	G	N9-C8	-6.36	1.33	1.37
1	AA	864	A	C6-N1	-6.36	1.31	1.35
35	BA	418	G	C8-N7	-6.36	1.27	1.30
35	BA	911	A	C4'-C3'	-6.36	1.46	1.53
1	AA	264	U	C2-N3	-6.36	1.33	1.37
1	AA	1432	G	N7-C5	-6.36	1.35	1.39
35	BA	87	C	C5-C6	-6.36	1.29	1.34
35	BA	1890	A	N7-C5	-6.36	1.35	1.39
1	AA	427	U	C4-O4	6.36	1.28	1.23
1	AA	481	G	N9-C4	-6.36	1.32	1.38
1	AA	689	C	N1-C6	-6.36	1.33	1.37
1	AA	925	G	N9-C4	-6.36	1.32	1.38
35	BA	258	G	N9-C4	-6.36	1.32	1.38
35	BA	297	C	N1-C6	-6.36	1.33	1.37
35	BA	2035	G	C2-N3	-6.36	1.27	1.32
35	BA	432	A	C6-N1	-6.35	1.31	1.35
36	BB	26	A	C2'-C1'	-6.35	1.46	1.53
1	AA	1168	A	C8-N7	-6.35	1.27	1.31
35	BA	251	A	N7-C5	-6.35	1.35	1.39
35	BA	271(R)	G	C8-N7	-6.35	1.27	1.30
35	BA	765	G	P-O5'	-6.35	1.53	1.59
1	AA	1126	U	N3-C4	-6.35	1.32	1.38
35	BA	508	G	C5-C4	-6.35	1.33	1.38
1	AA	278	G	C4'-C3'	-6.35	1.46	1.53
35	BA	386	G	N9-C8	-6.35	1.33	1.37
35	BA	1356	G	C5-C6	-6.35	1.36	1.42
22	AV	49	G	C3'-C2'	-6.35	1.45	1.52
35	BA	1299	G	N3-C4	-6.35	1.31	1.35
35	BA	1464	C	C3'-C2'	-6.35	1.45	1.52
35	BA	2700	C	C5-C6	-6.35	1.29	1.34
1	AA	561	U	C4-O4	-6.35	1.18	1.23
22	AV	70	G	C8-N7	-6.35	1.27	1.30
35	BA	31	C	C2-N3	-6.35	1.30	1.35
35	BA	1057	A	C5-C4	-6.35	1.34	1.38
35	BA	2852	G	O3'-P	-6.35	1.53	1.61
1	AA	1527	C	C3'-C2'	-6.34	1.45	1.52

Continued on next page...

Continued from previous page...

Mol	Chain	Res	Type	Atoms	Z	Observed(Å)	Ideal(Å)
35	BA	78	A	C6-N6	-6.34	1.28	1.33
1	AA	310	G	C6-O6	-6.34	1.18	1.24
22	AV	5	G	C6-O6	-6.34	1.18	1.24
35	BA	75	G	C4'-C3'	-6.34	1.46	1.53
35	BA	2329	G	C4'-O4'	-6.34	1.37	1.45
1	AA	296	U	C2-N3	-6.34	1.33	1.37
1	AA	1416	G	N3-C4	-6.34	1.31	1.35
35	BA	1028	A	C2-N3	-6.34	1.27	1.33
35	BA	1153	C	C2'-C1'	-6.34	1.46	1.53
35	BA	2482	G	N9-C4	-6.34	1.32	1.38
35	BA	2668	G	N3-C4	-6.34	1.31	1.35
35	BA	487	C	O4'-C1'	-6.34	1.33	1.41
35	BA	1419	A	P-O5'	-6.34	1.53	1.59
35	BA	299	A	C6-N1	-6.34	1.31	1.35
35	BA	722	A	C6-N1	-6.34	1.31	1.35
1	AA	1233	G	N1-C2	-6.34	1.32	1.37
35	BA	1253	A	N9-C8	-6.34	1.32	1.37
35	BA	1368	G	N1-C2	-6.34	1.32	1.37
35	BA	1889	A	C8-N7	-6.34	1.27	1.31
1	AA	332	G	C4'-C3'	-6.33	1.46	1.53
1	AA	862	C	C4-C5	-6.33	1.37	1.43
1	AA	1332	A	N7-C5	-6.33	1.35	1.39
22	AV	35	A	N9-C4	-6.33	1.34	1.37
35	BA	2576	G	N7-C5	-6.33	1.35	1.39
35	BA	259	G	C2'-C1'	-6.33	1.46	1.53
35	BA	1442	G	C2-N3	6.33	1.37	1.32
1	AA	794	A	C5-C4	-6.33	1.34	1.38
35	BA	1676	A	O3'-P	-6.33	1.53	1.61
35	BA	127	A	N3-C4	-6.33	1.31	1.34
35	BA	1551	C	C4-C5	-6.33	1.37	1.43
35	BA	1721	G	N9-C8	-6.33	1.33	1.37
35	BA	1999	C	N3-C4	-6.33	1.29	1.33
35	BA	2564	A	N3-C4	-6.33	1.31	1.34
1	AA	88	A	C5-C6	6.33	1.46	1.41
1	AA	502	G	N7-C5	-6.33	1.35	1.39
35	BA	425	G	C2-N2	-6.33	1.28	1.34
35	BA	821	A	N9-C4	-6.33	1.34	1.37
1	AA	1124	G	C8-N7	-6.33	1.27	1.30
35	BA	1669	A	N1-C2	-6.33	1.28	1.34
35	BA	1915	U	C5-C6	-6.33	1.28	1.34
36	BB	9	G	C2-N3	-6.33	1.27	1.32
1	AA	679	C	P-O5'	-6.32	1.53	1.59

Continued on next page...

Continued from previous page...

Mol	Chain	Res	Type	Atoms	Z	Observed(Å)	Ideal(Å)
1	AA	1200	C	C4-C5	-6.32	1.37	1.43
35	BA	566	U	C4-C5	-6.32	1.37	1.43
1	AA	1068	G	N9-C4	-6.32	1.32	1.38
1	AA	1105	A	C6-N1	-6.32	1.31	1.35
1	AA	1434	A	N7-C5	-6.32	1.35	1.39
35	BA	2580	U	C2-O2	-6.32	1.16	1.22
1	AA	1076	C	C4-C5	-6.32	1.37	1.43
1	AA	1314	C	C5-C6	-6.32	1.29	1.34
1	AA	1339	A	C2-N3	-6.32	1.27	1.33
1	AA	1426	C	C2-N3	-6.32	1.30	1.35
35	BA	309	G	N9-C4	-6.32	1.32	1.38
35	BA	602	G	C6-N1	-6.32	1.35	1.39
35	BA	1502	C	P-O5'	6.32	1.66	1.59
35	BA	1982	C	N3-C4	-6.32	1.29	1.33
35	BA	2776	A	N9-C8	-6.32	1.32	1.37
1	AA	750	G	C8-N7	-6.31	1.27	1.30
1	AA	805	C	N1-C6	-6.31	1.33	1.37
35	BA	1399	C	N1-C6	-6.31	1.33	1.37
35	BA	2880	C	N1-C6	-6.31	1.33	1.37
1	AA	80	G	N7-C5	-6.31	1.35	1.39
1	AA	619	U	N3-C4	-6.31	1.32	1.38
1	AA	678	U	N1-C6	-6.31	1.32	1.38
1	AA	1233	G	C6-O6	-6.31	1.18	1.24
35	BA	52	A	C6-N1	-6.31	1.31	1.35
35	BA	64	A	N7-C5	-6.31	1.35	1.39
35	BA	842	G	C4'-C3'	-6.31	1.46	1.53
35	BA	1696	G	C4'-C3'	-6.31	1.46	1.53
35	BA	1713	U	C2-N3	-6.31	1.33	1.37
35	BA	1759	A	C6-N1	-6.31	1.31	1.35
35	BA	1808	U	N1-C6	-6.31	1.32	1.38
35	BA	1168	G	C3'-C2'	-6.31	1.45	1.52
35	BA	1722	A	N1-C2	-6.31	1.28	1.34
1	AA	657	G	C8-N7	-6.31	1.27	1.30
1	AA	1387	G	C8-N7	-6.31	1.27	1.30
35	BA	1413	G	C8-N7	-6.31	1.27	1.30
35	BA	1882	C	N1-C2	-6.31	1.33	1.40
1	AA	670	G	C5-C6	-6.30	1.36	1.42
1	AA	733	A	C5'-C4'	-6.30	1.43	1.51
35	BA	1216	G	C3'-C2'	-6.30	1.45	1.52
35	BA	2259	G	C2-N3	-6.30	1.27	1.32
35	BA	2353	G	C5-C6	-6.30	1.36	1.42
35	BA	1030	G	N9-C4	-6.30	1.32	1.38

Continued on next page...

Continued from previous page...

Mol	Chain	Res	Type	Atoms	Z	Observed(Å)	Ideal(Å)
1	AA	1432	G	C8-N7	-6.30	1.27	1.30
35	BA	1452	A	C6-N6	6.30	1.39	1.33
35	BA	1924	C	C4'-C3'	-6.30	1.46	1.53
35	BA	2510	C	C4'-C3'	-6.30	1.46	1.53
36	BB	33	G	N3-C4	-6.30	1.31	1.35
1	AA	57	G	N9-C4	-6.30	1.32	1.38
35	BA	495	G	N9-C4	-6.30	1.32	1.38
35	BA	1846	G	N9-C4	-6.30	1.32	1.38
1	AA	538	G	C6-N1	-6.30	1.35	1.39
1	AA	1274	G	C6-O6	-6.30	1.18	1.24
35	BA	647	G	P-O5'	-6.30	1.53	1.59
35	BA	1902	C	C4'-C3'	-6.30	1.46	1.53
35	BA	2144	U	C4-C5	-6.30	1.37	1.43
36	BB	14	U	P-O5'	-6.30	1.53	1.59
1	AA	1104	G	C2-N2	-6.29	1.28	1.34
1	AA	1488	G	C2-N2	-6.29	1.28	1.34
35	BA	123	G	C2-N2	-6.29	1.28	1.34
35	BA	883	G	C2-N2	-6.29	1.28	1.34
1	AA	262	A	P-O5'	-6.29	1.53	1.59
1	AA	608	A	C6-N1	-6.29	1.31	1.35
1	AA	828	A	N9-C8	-6.29	1.32	1.37
35	BA	271(D)	G	C8-N7	-6.29	1.27	1.30
35	BA	2112	G	C4'-C3'	-6.29	1.46	1.53
1	AA	186	C	N1-C6	-6.29	1.33	1.37
1	AA	966	G	C5-C4	-6.29	1.33	1.38
35	BA	2077	A	N1-C2	-6.29	1.28	1.34
35	BA	2360	A	C8-N7	-6.29	1.27	1.31
1	AA	1377	A	C6-N1	-6.29	1.31	1.35
35	BA	703	U	N1-C6	-6.29	1.32	1.38
35	BA	1498	C	C2-N3	-6.29	1.30	1.35
35	BA	552	G	C5-C4	-6.29	1.33	1.38
35	BA	762	U	C4'-O4'	-6.29	1.37	1.45
35	BA	1303	G	C4'-C3'	-6.29	1.46	1.53
1	AA	21	G	N9-C8	-6.29	1.33	1.37
1	AA	1078	U	N1-C2	-6.29	1.32	1.38
1	AA	1115	C	N3-C4	-6.29	1.29	1.33
35	BA	635	C	N1-C6	-6.29	1.33	1.37
35	BA	1237	A	C8-N7	-6.29	1.27	1.31
35	BA	2223	G	C2-N3	-6.29	1.27	1.32
35	BA	2442	C	C2-O2	-6.29	1.18	1.24
35	BA	204	A	N7-C5	-6.28	1.35	1.39
35	BA	529	A	N7-C5	-6.28	1.35	1.39

Continued on next page...

Continued from previous page...

Mol	Chain	Res	Type	Atoms	Z	Observed(Å)	Ideal(Å)
35	BA	586	A	N7-C5	-6.28	1.35	1.39
35	BA	1860	G	N9-C4	-6.28	1.32	1.38
35	BA	2045	C	C3'-C2'	-6.28	1.45	1.52
35	BA	2188	C	C4-C5	-6.28	1.38	1.43
35	BA	1373	A	C5-C4	-6.28	1.34	1.38
1	AA	147	G	C8-N7	-6.28	1.27	1.30
1	AA	683	G	N9-C8	-6.28	1.33	1.37
1	AA	975	A	C6-N6	-6.28	1.28	1.33
22	AV	51	C	C2-O2	-6.28	1.18	1.24
35	BA	1826	G	C8-N7	-6.28	1.27	1.30
35	BA	1844	C	N1-C2	-6.28	1.33	1.40
35	BA	2177	C	C5-C6	-6.28	1.29	1.34
35	BA	2319	G	N1-C2	-6.28	1.32	1.37
35	BA	2692	C	C2-O2	-6.28	1.18	1.24
35	BA	2833	G	N9-C8	-6.28	1.33	1.37
36	BB	25	A	O3'-P	-6.28	1.53	1.61
35	BA	1011	G	N9-C8	6.28	1.42	1.37
35	BA	1149	G	N9-C4	-6.28	1.32	1.38
1	AA	8	A	N3-C4	-6.28	1.31	1.34
1	AA	23	C	C5'-C4'	-6.28	1.43	1.51
1	AA	512	U	C4-O4	-6.28	1.18	1.23
35	BA	989	G	N3-C4	-6.28	1.31	1.35
35	BA	1845	G	N7-C5	-6.28	1.35	1.39
35	BA	1950	G	N7-C5	-6.28	1.35	1.39
35	BA	2370	G	N7-C5	-6.28	1.35	1.39
1	AA	659	U	C4'-C3'	-6.28	1.46	1.53
35	BA	1205	U	C4'-C3'	-6.28	1.46	1.53
35	BA	2486	G	N9-C8	-6.28	1.33	1.37
35	BA	2536	G	N9-C8	-6.28	1.33	1.37
35	BA	2675	A	N9-C8	-6.28	1.32	1.37
35	BA	143(A)	C	N3-C4	-6.27	1.29	1.33
35	BA	1020	A	P-O5'	-6.27	1.53	1.59
1	AA	589	C	N3-C4	6.27	1.38	1.33
35	BA	394	A	C4'-C3'	-6.27	1.46	1.53
35	BA	1365	A	N3-C4	-6.27	1.31	1.34
35	BA	2835	A	N3-C4	-6.27	1.31	1.34
1	AA	769	G	C5-C4	-6.27	1.33	1.38
1	AA	928	G	C2-N3	-6.27	1.27	1.32
22	AV	6	G	C2-N3	-6.27	1.27	1.32
35	BA	89	G	N3-C4	-6.27	1.31	1.35
35	BA	804	A	N9-C4	-6.27	1.34	1.37
35	BA	2446	G	C5-C4	-6.27	1.33	1.38

Continued on next page...

Continued from previous page...

Mol	Chain	Res	Type	Atoms	Z	Observed(Å)	Ideal(Å)
1	AA	457	C	C2-N3	-6.27	1.30	1.35
35	BA	1121	C	C2-N3	-6.27	1.30	1.35
1	AA	867	G	C5-C4	-6.27	1.33	1.38
35	BA	630	G	C2-N3	-6.27	1.27	1.32
35	BA	2161	C	O3'-P	-6.26	1.53	1.61
35	BA	2826	A	N9-C4	-6.26	1.34	1.37
36	BB	22	U	C5-C6	-6.26	1.28	1.34
38	BD	181	GLU	CD-OE2	-6.26	1.18	1.25
43	BK	106	GLU	CD-OE2	-6.26	1.18	1.25
35	BA	603	A	C8-N7	-6.26	1.27	1.31
1	AA	93	G	N1-C2	-6.26	1.32	1.37
1	AA	1321	C	N1-C6	-6.26	1.33	1.37
35	BA	433	C	N1-C6	-6.26	1.33	1.37
35	BA	1892	C	N1-C6	-6.26	1.33	1.37
35	BA	2416	C	N1-C6	-6.26	1.33	1.37
1	AA	897	C	C4-N4	-6.26	1.28	1.33
1	AA	1170	A	C5-C6	-6.26	1.35	1.41
35	BA	178	G	C6-N1	-6.26	1.35	1.39
35	BA	937	U	N3-C4	-6.26	1.32	1.38
35	BA	1528(A)	A	N3-C4	-6.26	1.31	1.34
35	BA	2164	C	C4-C5	-6.26	1.38	1.43
1	AA	827	U	N1-C6	-6.26	1.32	1.38
35	BA	629	G	C6-O6	-6.26	1.18	1.24
35	BA	2801(A)	A	C8-N7	6.26	1.35	1.31
1	AA	931	C	C5-C6	-6.26	1.29	1.34
35	BA	124	G	C2-N2	-6.26	1.28	1.34
35	BA	1306	C	C4-C5	-6.26	1.38	1.43
1	AA	887	G	C5-C4	-6.25	1.33	1.38
1	AA	371	G	N7-C5	-6.25	1.35	1.39
1	AA	728	A	O5'-C5'	-6.25	1.32	1.42
35	BA	197	A	N7-C5	-6.25	1.35	1.39
35	BA	1247	A	N3-C4	-6.25	1.31	1.34
35	BA	1278	A	N3-C4	-6.25	1.31	1.34
35	BA	1650	G	N7-C5	-6.25	1.35	1.39
1	AA	817	C	C4-C5	-6.25	1.38	1.43
35	BA	2198	A	C8-N7	-6.25	1.27	1.31
1	AA	1443	G	C5-C4	-6.25	1.33	1.38
35	BA	1127	A	C6-N1	-6.25	1.31	1.35
35	BA	2100	G	C5-C4	-6.25	1.33	1.38
35	BA	1609	A	C2-N3	-6.25	1.27	1.33
1	AA	100	C	N3-C4	-6.25	1.29	1.33
1	AA	106	C	C4'-C3'	-6.25	1.46	1.53

Continued on next page...

Continued from previous page...

Mol	Chain	Res	Type	Atoms	Z	Observed(Å)	Ideal(Å)
1	AA	654	G	C8-N7	-6.25	1.27	1.30
1	AA	1411	C	C4-C5	-6.25	1.38	1.43
35	BA	1207	C	N3-C4	-6.25	1.29	1.33
35	BA	1403	C	C4'-C3'	-6.25	1.46	1.53
35	BA	1631(A)	A	N3-C4	-6.25	1.31	1.34
35	BA	1693	U	N3-C4	-6.25	1.32	1.38
35	BA	2763	G	N1-C2	-6.25	1.32	1.37
23	AX	16	A	C6-N1	-6.25	1.31	1.35
35	BA	210	C	C3'-C2'	-6.25	1.45	1.52
35	BA	655	A	C2-N3	-6.25	1.27	1.33
1	AA	767	A	C5-C4	-6.24	1.34	1.38
35	BA	849	A	C5-C4	-6.24	1.34	1.38
1	AA	957	U	N3-C4	-6.24	1.32	1.38
35	BA	2677	G	N1-C2	-6.24	1.32	1.37
36	BB	101	G	N1-C2	-6.24	1.32	1.37
35	BA	1863	G	C4'-C3'	-6.24	1.46	1.53
35	BA	1194	A	C5-C4	-6.24	1.34	1.38
35	BA	2124	G	C5-C6	-6.24	1.36	1.42
1	AA	1471	G	C2-N3	-6.24	1.27	1.32
35	BA	1548	C	C4'-C3'	-6.24	1.46	1.53
35	BA	2233	U	N1-C6	-6.24	1.32	1.38
36	BB	53	A	C6-N6	-6.24	1.28	1.33
1	AA	461	A	C3'-C2'	-6.24	1.45	1.52
1	AA	723	U	P-O5'	-6.24	1.53	1.59
35	BA	962	G	N7-C5	-6.24	1.35	1.39
35	BA	1459	G	P-O5'	-6.24	1.53	1.59
1	AA	860	A	C4'-C3'	-6.23	1.46	1.53
22	AV	5	G	C8-N7	-6.23	1.27	1.30
35	BA	1293	C	C4'-C3'	-6.23	1.46	1.53
35	BA	2886	G	C5-C4	-6.23	1.33	1.38
36	BB	18	G	C8-N7	-6.23	1.27	1.30
1	AA	299	G	N9-C8	-6.23	1.33	1.37
1	AA	1182	G	N9-C8	-6.23	1.33	1.37
1	AA	1311	G	C2-N2	-6.23	1.28	1.34
1	AA	1433	A	C2-N3	-6.23	1.27	1.33
1	AA	1526	G	C2-N3	-6.23	1.27	1.32
35	BA	870	A	N9-C4	-6.23	1.34	1.37
35	BA	1881	C	C4-C5	-6.23	1.38	1.43
35	BA	2405	G	N9-C8	-6.23	1.33	1.37
35	BA	2814	C	C5-C6	-6.23	1.29	1.34
1	AA	1397	C	C2-N3	-6.23	1.30	1.35
35	BA	1889	A	C5'-C4'	-6.23	1.43	1.51

Continued on next page...

Continued from previous page...

Mol	Chain	Res	Type	Atoms	Z	Observed(Å)	Ideal(Å)
35	BA	523	C	N3-C4	-6.23	1.29	1.33
1	AA	157	G	C2-N3	-6.23	1.27	1.32
1	AA	773	G	C6-N1	-6.23	1.35	1.39
1	AA	1238	A	C6-N1	-6.23	1.31	1.35
1	AA	1413	A	C4'-O4'	-6.23	1.37	1.45
35	BA	1313	U	C4-C5	-6.23	1.38	1.43
35	BA	1583	A	N9-C4	-6.23	1.34	1.37
35	BA	2557	G	N7-C5	-6.23	1.35	1.39
35	BA	2694	G	C2-N3	-6.23	1.27	1.32
1	AA	1510	U	C2-O2	-6.23	1.16	1.22
35	BA	1076	C	C4-C5	-6.22	1.38	1.43
1	AA	1299	A	P-O5'	-6.22	1.53	1.59
22	AV	73	A	C5-C6	-6.22	1.35	1.41
35	BA	2272	U	C2-N3	-6.22	1.33	1.37
36	BB	92	C	N1-C2	-6.22	1.33	1.40
1	AA	785	G	O3'-P	-6.22	1.53	1.61
1	AA	1290	G	O3'-P	-6.22	1.53	1.61
35	BA	35	G	N9-C8	-6.22	1.33	1.37
35	BA	1558	A	N3-C4	-6.22	1.31	1.34
35	BA	2151	G	N9-C8	-6.22	1.33	1.37
1	AA	225	C	N1-C6	6.22	1.40	1.37
35	BA	387	U	C4-O4	6.22	1.28	1.23
1	AA	234	C	P-O5'	-6.22	1.53	1.59
1	AA	1513	A	N9-C8	-6.22	1.32	1.37
35	BA	548	A	N7-C5	6.22	1.43	1.39
1	AA	714	G	N3-C4	-6.22	1.31	1.35
1	AA	1144	G	N3-C4	-6.22	1.31	1.35
35	BA	17	G	C6-N1	-6.22	1.35	1.39
35	BA	129	C	N1-C6	-6.22	1.33	1.37
35	BA	492	A	C8-N7	-6.22	1.27	1.31
35	BA	743	G	N9-C8	-6.22	1.33	1.37
35	BA	1361	G	N3-C4	-6.22	1.31	1.35
35	BA	1478	G	C2-N3	-6.22	1.27	1.32
35	BA	1480	G	N9-C8	-6.22	1.33	1.37
35	BA	1822	G	N3-C4	-6.22	1.31	1.35
35	BA	2070	G	C6-N1	-6.22	1.35	1.39
35	BA	2335	A	N7-C5	-6.22	1.35	1.39
36	BB	56	G	N3-C4	-6.22	1.31	1.35
36	BB	66	A	C8-N7	-6.22	1.27	1.31
1	AA	514	C	C4-C5	-6.21	1.38	1.43
35	BA	2342	C	C4-C5	-6.21	1.38	1.43
35	BA	2517	C	C4-C5	-6.21	1.38	1.43

Continued on next page...

Continued from previous page...

Mol	Chain	Res	Type	Atoms	Z	Observed(Å)	Ideal(Å)
36	BB	29	A	N9-C4	6.21	1.41	1.37
1	AA	154	C	C4-N4	-6.21	1.28	1.33
1	AA	166	G	C6-N1	-6.21	1.35	1.39
1	AA	313	A	P-O5'	-6.21	1.53	1.59
1	AA	875	C	N1-C6	-6.21	1.33	1.37
1	AA	1097	C	C4-N4	-6.21	1.28	1.33
35	BA	44	G	C6-N1	-6.21	1.35	1.39
35	BA	1492	G	C4'-C3'	-6.21	1.46	1.53
35	BA	1817	G	P-O5'	-6.21	1.53	1.59
35	BA	1823	G	C6-N1	-6.21	1.35	1.39
35	BA	2702	U	C4-C5	-6.21	1.38	1.43
1	AA	500	G	C2'-C1'	-6.21	1.46	1.53
1	AA	998	G	N7-C5	-6.21	1.35	1.39
35	BA	888	C	C4-C5	-6.21	1.38	1.43
35	BA	1837	C	C4-C5	-6.21	1.38	1.43
35	BA	1896	G	N7-C5	-6.21	1.35	1.39
1	AA	13	U	C4-O4	-6.21	1.18	1.23
1	AA	1457	G	N9-C4	-6.21	1.32	1.38
35	BA	1842	G	N9-C8	-6.21	1.33	1.37
1	AA	1375	A	N9-C8	-6.20	1.32	1.37
35	BA	274	G	N7-C5	-6.20	1.35	1.39
35	BA	646	A	N7-C5	-6.20	1.35	1.39
35	BA	2377	A	C6-N6	-6.20	1.28	1.33
1	AA	191	G	C5-C6	-6.20	1.36	1.42
1	AA	1500	A	N9-C4	-6.20	1.34	1.37
35	BA	2333	A	N9-C4	-6.20	1.34	1.37
1	AA	658	G	C8-N7	-6.20	1.27	1.30
1	AA	767	A	N1-C2	-6.20	1.28	1.34
1	AA	1420	C	C2'-C1'	-6.20	1.46	1.53
1	AA	1442	G	N9-C8	-6.20	1.33	1.37
1	AA	1447	A	C6-N1	-6.20	1.31	1.35
1	AA	1517	G	C8-N7	-6.20	1.27	1.30
35	BA	805	G	C5-C4	-6.20	1.34	1.38
35	BA	1769	G	C8-N7	-6.20	1.27	1.30
1	AA	352	C	N1-C6	-6.20	1.33	1.37
35	BA	1982	C	C4-N4	-6.20	1.28	1.33
35	BA	2869	G	O3'-P	-6.20	1.53	1.61
36	BB	68	C	N1-C6	-6.20	1.33	1.37
1	AA	1511	G	N3-C4	-6.20	1.31	1.35
35	BA	27	G	C6-N1	-6.20	1.35	1.39
35	BA	221	A	C5-C4	-6.20	1.34	1.38
35	BA	363(D)	G	P-O5'	-6.20	1.53	1.59

Continued on next page...

Continued from previous page...

Mol	Chain	Res	Type	Atoms	Z	Observed(Å)	Ideal(Å)
35	BA	603	A	N3-C4	-6.20	1.31	1.34
35	BA	1380	G	C6-N1	-6.20	1.35	1.39
35	BA	2030	A	C5-C4	-6.20	1.34	1.38
35	BA	2750	A	C2'-C1'	-6.20	1.46	1.53
35	BA	712	G	C2-N2	-6.19	1.28	1.34
35	BA	2746	U	C4-O4	-6.19	1.18	1.23
1	AA	473	G	C5-C4	-6.19	1.34	1.38
1	AA	938	A	N7-C5	-6.19	1.35	1.39
35	BA	21	A	N9-C8	-6.19	1.32	1.37
35	BA	544	G	N9-C4	-6.19	1.32	1.38
35	BA	593	G	N1-C2	-6.19	1.32	1.37
35	BA	1361	G	C5-C4	-6.19	1.34	1.38
35	BA	2664	G	N1-C2	-6.19	1.32	1.37
35	BA	2867	G	C2-N2	-6.19	1.28	1.34
35	BA	228	A	C8-N7	-6.19	1.27	1.31
35	BA	2399	G	N3-C4	-6.19	1.31	1.35
35	BA	2830	G	N3-C4	-6.19	1.31	1.35
22	AV	38	A	C2-N3	-6.19	1.27	1.33
35	BA	900	A	C6-N6	-6.19	1.28	1.33
35	BA	2523	G	C5-C6	-6.19	1.36	1.42
39	BE	87	GLU	CD-OE1	-6.19	1.18	1.25
22	AV	54	U	C2-N3	-6.19	1.33	1.37
35	BA	1926	U	C2-N3	-6.19	1.33	1.37
35	BA	2700	C	C4'-O4'	-6.19	1.37	1.45
1	AA	11	G	N7-C5	-6.18	1.35	1.39
1	AA	292	G	N7-C5	-6.18	1.35	1.39
1	AA	709	G	C5-C4	-6.18	1.34	1.38
1	AA	838	G	N7-C5	-6.18	1.35	1.39
1	AA	1220	G	N9-C4	-6.18	1.33	1.38
1	AA	1477	C	P-O5'	6.18	1.66	1.59
22	AV	16	C	N3-C4	-6.18	1.29	1.33
35	BA	645	C	C4'-C3'	-6.18	1.46	1.53
35	BA	1271	G	N7-C5	-6.18	1.35	1.39
35	BA	1565	C	N3-C4	-6.18	1.29	1.33
35	BA	1571	A	N7-C5	-6.18	1.35	1.39
35	BA	2368	C	N1-C6	-6.18	1.33	1.37
1	AA	444	C	C5-C6	-6.18	1.29	1.34
1	AA	621	A	C6-N6	-6.18	1.29	1.33
1	AA	643	C	C2-N3	-6.18	1.30	1.35
35	BA	423	A	C6-N6	-6.18	1.29	1.33
35	BA	652	C	C5-C6	-6.18	1.29	1.34
35	BA	1140	C	C2-O2	-6.18	1.18	1.24

Continued on next page...

Continued from previous page...

Mol	Chain	Res	Type	Atoms	Z	Observed(Å)	Ideal(Å)
1	AA	112	G	C8-N7	-6.18	1.27	1.30
35	BA	1154	G	N1-C2	-6.18	1.32	1.37
1	AA	264	U	N3-C4	-6.18	1.32	1.38
1	AA	722	A	C6-N1	-6.18	1.31	1.35
1	AA	861	G	C5-C4	-6.18	1.34	1.38
35	BA	561	G	C5-C6	-6.18	1.36	1.42
35	BA	1396	U	N3-C4	-6.18	1.32	1.38
35	BA	1925	C	N3-C4	-6.18	1.29	1.33
35	BA	2291	U	C4-C5	-6.18	1.38	1.43
35	BA	104	U	C4-O4	-6.18	1.18	1.23
35	BA	1677	A	C5'-C4'	-6.18	1.44	1.51
35	BA	1759	A	N9-C4	-6.18	1.34	1.37
35	BA	1847	A	N3-C4	-6.18	1.31	1.34
36	BB	41	U	C4-O4	-6.18	1.18	1.23
1	AA	1215	G	C8-N7	-6.17	1.27	1.30
35	BA	272(F)	C	C2-N3	-6.17	1.30	1.35
35	BA	1223	G	C8-N7	6.17	1.34	1.30
35	BA	1470	G	C6-N1	-6.17	1.35	1.39
35	BA	1550	C	C2-N3	-6.17	1.30	1.35
35	BA	1606	G	C5-C4	-6.17	1.34	1.38
35	BA	1985	G	C4'-O4'	-6.17	1.37	1.45
35	BA	2145	C	C2-N3	-6.17	1.30	1.35
35	BA	2284	C	C2-N3	-6.17	1.30	1.35
1	AA	1170	A	N7-C5	-6.17	1.35	1.39
35	BA	870	A	C3'-C2'	-6.17	1.46	1.52
35	BA	1688	U	C5-C6	-6.17	1.28	1.34
35	BA	2888	C	N1-C6	-6.17	1.33	1.37
1	AA	107	G	C4'-C3'	-6.17	1.46	1.53
35	BA	112	U	C4-O4	-6.17	1.18	1.23
35	BA	1338	G	C5-C6	-6.17	1.36	1.42
35	BA	1890	A	C6-N6	6.17	1.38	1.33
1	AA	1391	U	C2'-C1'	-6.17	1.46	1.53
35	BA	492	A	C6-N6	-6.17	1.29	1.33
35	BA	605	C	C2-N3	-6.17	1.30	1.35
1	AA	630	G	N7-C5	-6.17	1.35	1.39
35	BA	1507	A	C2-N3	6.17	1.39	1.33
35	BA	1593	G	P-O5'	-6.17	1.53	1.59
35	BA	1659	U	C4'-C3'	-6.17	1.46	1.53
35	BA	363(F)	A	N9-C4	-6.17	1.34	1.37
1	AA	189(L)	G	C2'-O2'	-6.16	1.33	1.41
1	AA	525	C	N3-C4	-6.16	1.29	1.33
1	AA	923	A	P-O5'	-6.16	1.53	1.59

Continued on next page...

Continued from previous page...

Mol	Chain	Res	Type	Atoms	Z	Observed(Å)	Ideal(Å)
35	BA	359	A	C3'-C2'	-6.16	1.46	1.52
36	BB	70	C	C5-C6	-6.16	1.29	1.34
1	AA	414	A	C8-N7	-6.16	1.27	1.31
35	BA	2039	C	N1-C2	-6.16	1.33	1.40
35	BA	2288	A	N1-C2	-6.16	1.28	1.34
1	AA	121	C	C5-C6	-6.16	1.29	1.34
1	AA	168	G	C6-N1	-6.16	1.35	1.39
1	AA	386	C	C2'-C1'	-6.16	1.46	1.53
1	AA	939	G	C5-C4	-6.16	1.34	1.38
1	AA	954	G	C6-O6	-6.16	1.18	1.24
35	BA	931	G	N7-C5	6.16	1.43	1.39
35	BA	1003	G	C6-O6	-6.16	1.18	1.24
35	BA	2370	G	C2-N2	-6.16	1.28	1.34
1	AA	461	A	C6-N1	-6.16	1.31	1.35
1	AA	1306	A	C6-N1	-6.16	1.31	1.35
1	AA	1433	A	N9-C8	-6.16	1.32	1.37
1	AA	1519	A	N1-C2	6.16	1.39	1.34
35	BA	475	U	C4-O4	-6.16	1.18	1.23
35	BA	1208	C	C4-N4	-6.16	1.28	1.33
1	AA	492	G	N7-C5	-6.15	1.35	1.39
35	BA	65	C	N1-C6	-6.15	1.33	1.37
35	BA	614(A)	U	N3-C4	-6.15	1.32	1.38
35	BA	1404	C	N1-C6	-6.15	1.33	1.37
35	BA	1462	C	N1-C6	-6.15	1.33	1.37
35	BA	514	A	N9-C4	-6.15	1.34	1.37
35	BA	586	A	N9-C4	-6.15	1.34	1.37
35	BA	1271	G	C2-N3	-6.15	1.27	1.32
35	BA	1418	G	N1-C2	-6.15	1.32	1.37
35	BA	2463	C	N3-C4	-6.15	1.29	1.33
35	BA	442	G	N9-C8	-6.15	1.33	1.37
35	BA	563	G	N3-C4	-6.15	1.31	1.35
35	BA	880	G	N9-C8	-6.15	1.33	1.37
35	BA	1478	G	N3-C4	-6.15	1.31	1.35
1	AA	1498	U	C2-O2	-6.15	1.16	1.22
35	BA	146	G	C8-N7	-6.15	1.27	1.30
35	BA	1163	G	C8-N7	-6.15	1.27	1.30
1	AA	151	A	C5-C4	-6.15	1.34	1.38
1	AA	738	C	C4-C5	-6.15	1.38	1.43
1	AA	903	G	C5-C6	-6.15	1.36	1.42
35	BA	44	G	C2-N3	-6.15	1.27	1.32
35	BA	234	C	C3'-C2'	-6.15	1.46	1.52
1	AA	584	G	N9-C8	-6.15	1.33	1.37

Continued on next page...

Continued from previous page...

Mol	Chain	Res	Type	Atoms	Z	Observed(Å)	Ideal(Å)
1	AA	667	G	N3-C4	-6.15	1.31	1.35
35	BA	2794	C	C4-N4	-6.15	1.28	1.33
1	AA	1246	C	C5-C6	-6.14	1.29	1.34
1	AA	1413	A	C8-N7	-6.14	1.27	1.31
1	AA	1440	C	C5-C6	-6.14	1.29	1.34
35	BA	1102	C	C5-C6	-6.14	1.29	1.34
35	BA	2433	A	C8-N7	-6.14	1.27	1.31
1	AA	77	G	C8-N7	-6.14	1.27	1.30
1	AA	475	G	C8-N7	-6.14	1.27	1.30
1	AA	496	A	N9-C4	6.14	1.41	1.37
1	AA	939	G	N9-C4	-6.14	1.33	1.38
35	BA	468	G	C8-N7	-6.14	1.27	1.30
35	BA	1975	G	N9-C4	-6.14	1.33	1.38
35	BA	2259	G	C8-N7	-6.14	1.27	1.30
1	AA	1075	C	C2-N3	-6.14	1.30	1.35
35	BA	2815	C	C5-C6	-6.14	1.29	1.34
1	AA	622	A	P-O5'	-6.14	1.53	1.59
1	AA	1166	G	C6-O6	-6.14	1.18	1.24
35	BA	1249	U	C2-N3	-6.14	1.33	1.37
35	BA	2754	U	P-O5'	-6.14	1.53	1.59
1	AA	188	C	C2-N3	-6.13	1.30	1.35
1	AA	223	U	C2-O2	-6.13	1.16	1.22
1	AA	238	G	N9-C8	-6.13	1.33	1.37
1	AA	624	C	N3-C4	-6.13	1.29	1.33
1	AA	863	U	C2-O2	-6.13	1.16	1.22
1	AA	1299	A	N1-C2	-6.13	1.28	1.34
35	BA	102	G	C8-N7	-6.13	1.27	1.30
35	BA	676	A	C6-N1	-6.13	1.31	1.35
35	BA	1287	A	N1-C2	-6.13	1.28	1.34
35	BA	1549	C	N1-C6	-6.13	1.33	1.37
35	BA	2683	C	N3-C4	-6.13	1.29	1.33
35	BA	2894	G	N9-C4	-6.13	1.33	1.38
35	BA	2486	G	N7-C5	-6.13	1.35	1.39
1	AA	761	G	N3-C4	-6.13	1.31	1.35
1	AA	1350	A	N9-C8	-6.13	1.32	1.37
1	AA	1418	A	N9-C8	-6.13	1.32	1.37
35	BA	1502	C	N3-C4	6.13	1.38	1.33
35	BA	2638	G	N3-C4	-6.13	1.31	1.35
1	AA	367	U	P-O5'	-6.13	1.53	1.59
35	BA	127	A	N9-C4	-6.13	1.34	1.37
35	BA	798	G	C2-N2	-6.13	1.28	1.34
35	BA	1494	A	N9-C4	-6.13	1.34	1.37

Continued on next page...

Continued from previous page...

Mol	Chain	Res	Type	Atoms	Z	Observed(Å)	Ideal(Å)
35	BA	2558	C	P-O5'	-6.13	1.53	1.59
35	BA	654	A	N3-C4	-6.12	1.31	1.34
35	BA	828	U	N3-C4	-6.12	1.32	1.38
35	BA	2748	A	C6-N6	-6.12	1.29	1.33
1	AA	262	A	C5-C4	6.12	1.43	1.38
1	AA	1383	C	N1-C6	-6.12	1.33	1.37
35	BA	1943	U	C2'-O2'	-6.12	1.33	1.41
1	AA	639	G	C5-C4	-6.12	1.34	1.38
1	AA	765	G	C5-C4	-6.12	1.34	1.38
35	BA	283	A	C5-C4	-6.12	1.34	1.38
35	BA	2558	C	C4'-C3'	-6.12	1.46	1.53
35	BA	2813	A	C6-N6	6.12	1.38	1.33
1	AA	273	A	C2'-O2'	-6.12	1.33	1.41
1	AA	139	G	N9-C8	-6.12	1.33	1.37
35	BA	631	A	N9-C4	6.12	1.41	1.37
36	BB	25	A	N3-C4	-6.12	1.31	1.34
35	BA	1747(A)	G	N7-C5	-6.12	1.35	1.39
1	AA	60	A	C5-C4	-6.12	1.34	1.38
1	AA	304	U	C2-N3	-6.12	1.33	1.37
1	AA	608	A	C5-C4	-6.12	1.34	1.38
1	AA	955	U	C5-C6	-6.12	1.28	1.34
1	AA	1390	U	C5-C6	-6.12	1.28	1.34
35	BA	280	C	C5-C6	-6.12	1.29	1.34
35	BA	515	A	C5-C4	-6.12	1.34	1.38
35	BA	940	G	C5'-C4'	-6.12	1.44	1.51
35	BA	1581	G	C8-N7	-6.12	1.27	1.30
35	BA	2409	G	C8-N7	-6.12	1.27	1.30
1	AA	98	G	N7-C5	6.11	1.43	1.39
1	AA	636	U	C4'-C3'	-6.11	1.46	1.53
1	AA	1001(A)	G	C5-C6	-6.11	1.36	1.42
35	BA	2396	G	N7-C5	6.11	1.43	1.39
1	AA	568	G	C6-O6	-6.11	1.18	1.24
1	AA	342	C	C4-C5	-6.11	1.38	1.43
1	AA	650	G	C3'-C2'	-6.11	1.46	1.52
1	AA	791	G	N7-C5	-6.11	1.35	1.39
1	AA	890	G	N9-C4	-6.11	1.33	1.38
22	AV	22	G	N7-C5	-6.11	1.35	1.39
35	BA	48	G	N7-C5	-6.11	1.35	1.39
35	BA	637	A	N9-C8	-6.11	1.32	1.37
36	BB	72	G	C6-N1	-6.11	1.35	1.39
1	AA	348	G	N9-C8	-6.11	1.33	1.37
1	AA	791	G	C2-N3	-6.11	1.27	1.32

Continued on next page...

Continued from previous page...

Mol	Chain	Res	Type	Atoms	Z	Observed(Å)	Ideal(Å)
1	AA	925	G	C5-C4	6.11	1.42	1.38
1	AA	1057	G	C6-O6	-6.11	1.18	1.24
35	BA	106	C	C4-N4	-6.11	1.28	1.33
35	BA	927	G	N7-C5	6.11	1.43	1.39
35	BA	1085	A	C6-N1	-6.11	1.31	1.35
1	AA	310	G	N1-C2	-6.11	1.32	1.37
1	AA	510	A	N3-C4	-6.11	1.31	1.34
1	AA	1055	A	N7-C5	-6.11	1.35	1.39
35	BA	696	G	N1-C2	-6.11	1.32	1.37
35	BA	856	C	C4-C5	-6.11	1.38	1.43
35	BA	2137	C	C4-C5	-6.11	1.38	1.43
35	BA	2171	A	N9-C8	-6.11	1.32	1.37
1	AA	1078	U	C5'-C4'	-6.10	1.44	1.51
35	BA	430	G	C2-N3	-6.10	1.27	1.32
35	BA	1450(A)	C	N1-C6	-6.10	1.33	1.37
35	BA	2588	G	P-O5'	-6.10	1.53	1.59
1	AA	579	G	C8-N7	-6.10	1.27	1.30
1	AA	862	C	C2-N3	-6.10	1.30	1.35
1	AA	958	A	C5-C6	-6.10	1.35	1.41
1	AA	1202	G	N9-C8	-6.10	1.33	1.37
35	BA	642	G	N9-C8	-6.10	1.33	1.37
35	BA	1685	C	C4-N4	-6.10	1.28	1.33
35	BA	1786	A	C5-C6	-6.10	1.35	1.41
35	BA	2251	G	C8-N7	-6.10	1.27	1.30
35	BA	2511	U	C5-C6	-6.10	1.28	1.34
35	BA	2874	C	N3-C4	6.10	1.38	1.33
36	BB	86	G	N3-C4	-6.10	1.31	1.35
1	AA	790	A	P-O5'	-6.10	1.53	1.59
35	BA	516	C	P-O5'	-6.10	1.53	1.59
35	BA	2837	G	C6-N1	-6.10	1.35	1.39
35	BA	480	A	C5-C4	-6.10	1.34	1.38
23	AX	13	A	C6-N1	-6.10	1.31	1.35
35	BA	791	C	N3-C4	-6.10	1.29	1.33
35	BA	1499	C	O3'-P	-6.10	1.53	1.61
35	BA	2179	C	C4'-C3'	-6.10	1.46	1.53
35	BA	2678	C	C4-N4	-6.10	1.28	1.33
35	BA	2690	C	N3-C4	-6.10	1.29	1.33
1	AA	70	G	C8-N7	-6.10	1.27	1.30
35	BA	2444	G	N3-C4	-6.10	1.31	1.35
35	BA	2484	G	C8-N7	-6.10	1.27	1.30
35	BA	2513	G	C8-N7	-6.10	1.27	1.30
35	BA	2822	G	N3-C4	-6.10	1.31	1.35

Continued on next page...

Continued from previous page...

Mol	Chain	Res	Type	Atoms	Z	Observed(Å)	Ideal(Å)
1	AA	1447	A	C5-C4	-6.09	1.34	1.38
35	BA	254	G	C2-N3	-6.09	1.27	1.32
35	BA	1381	G	C5-C4	-6.09	1.34	1.38
35	BA	1574	C	C2-O2	-6.09	1.19	1.24
1	AA	265	G	N7-C5	-6.09	1.35	1.39
35	BA	271(A)	A	N3-C4	-6.09	1.31	1.34
35	BA	866	A	N3-C4	-6.09	1.31	1.34
1	AA	784	C	N1-C6	-6.09	1.33	1.37
1	AA	1385	G	C2-N2	-6.09	1.28	1.34
35	BA	538	G	C2-N2	-6.09	1.28	1.34
1	AA	11	G	C8-N7	-6.09	1.27	1.30
1	AA	204	U	C2-N3	-6.09	1.33	1.37
1	AA	981	U	C2-N3	-6.09	1.33	1.37
1	AA	1077	G	C6-N1	-6.09	1.35	1.39
1	AA	1508	G	C2-N3	-6.09	1.27	1.32
35	BA	80	G	C5-C4	-6.09	1.34	1.38
35	BA	591	C	C4-N4	-6.09	1.28	1.33
35	BA	1238	G	C8-N7	-6.09	1.27	1.30
35	BA	2550	G	N3-C4	6.09	1.39	1.35
35	BA	2661	G	N3-C4	6.09	1.39	1.35
1	AA	739	C	C4'-O4'	-6.09	1.37	1.45
1	AA	872	A	C8-N7	-6.09	1.27	1.31
35	BA	683	C	C4-C5	-6.09	1.38	1.43
35	BA	2874	C	O3'-P	-6.09	1.53	1.61
1	AA	382	A	N9-C8	-6.09	1.32	1.37
1	AA	600	C	C5-C6	-6.09	1.29	1.34
35	BA	118	A	C6-N6	-6.09	1.29	1.33
35	BA	499	U	N3-C4	-6.09	1.32	1.38
35	BA	1852	C	C2-N3	-6.09	1.30	1.35
1	AA	1115	C	N1-C6	-6.08	1.33	1.37
35	BA	261	G	C6-N1	-6.08	1.35	1.39
35	BA	922	U	C4'-C3'	-6.08	1.46	1.53
35	BA	2081	C	C4-N4	-6.08	1.28	1.33
1	AA	302	G	C8-N7	-6.08	1.27	1.30
1	AA	550	G	C8-N7	-6.08	1.27	1.30
35	BA	952	G	C8-N7	-6.08	1.27	1.30
35	BA	1815	A	N1-C2	-6.08	1.28	1.34
35	BA	2250	G	P-O5'	-6.08	1.53	1.59
1	AA	1151	A	N3-C4	-6.08	1.31	1.34
1	AA	1329	A	C8-N7	-6.08	1.27	1.31
35	BA	446	G	N1-C2	-6.08	1.32	1.37
35	BA	1188	U	C2-O2	-6.08	1.16	1.22

Continued on next page...

Continued from previous page...

Mol	Chain	Res	Type	Atoms	Z	Observed(Å)	Ideal(Å)
35	BA	1295	C	C5-C6	-6.08	1.29	1.34
1	AA	524	G	N3-C4	-6.08	1.31	1.35
1	AA	942	G	C2-N2	-6.08	1.28	1.34
35	BA	307	G	N7-C5	-6.08	1.35	1.39
35	BA	1750	G	N7-C5	-6.08	1.35	1.39
35	BA	1932	A	N7-C5	-6.08	1.35	1.39
35	BA	2339	G	N7-C5	-6.08	1.35	1.39
35	BA	2660	A	N7-C5	-6.08	1.35	1.39
35	BA	2669	G	N3-C4	-6.08	1.31	1.35
36	BB	53	A	N7-C5	-6.08	1.35	1.39
1	AA	778	G	C4'-C3'	-6.08	1.46	1.53
35	BA	1436	G	C6-O6	-6.08	1.18	1.24
1	AA	290	C	O3'-P	-6.08	1.53	1.61
1	AA	1037	C	C5-C6	-6.08	1.29	1.34
35	BA	204	A	C8-N7	-6.08	1.27	1.31
35	BA	2158	A	C8-N7	-6.08	1.27	1.31
35	BA	2259	G	N9-C4	-6.08	1.33	1.38
35	BA	2361	A	N9-C4	-6.08	1.34	1.37
35	BA	2829	C	C5-C6	-6.08	1.29	1.34
22	AV	38	A	C3'-O3'	-6.08	1.33	1.42
35	BA	336	C	N3-C4	-6.08	1.29	1.33
35	BA	1502	C	C3'-O3'	-6.08	1.33	1.42
35	BA	2832	U	C4'-C3'	-6.08	1.46	1.53
35	BA	408	G	C5-C4	-6.07	1.34	1.38
35	BA	753	C	N1-C6	-6.07	1.33	1.37
35	BA	881	G	C6-N1	-6.07	1.35	1.39
35	BA	2227	A	N3-C4	-6.07	1.31	1.34
1	AA	292	G	N1-C2	-6.07	1.32	1.37
35	BA	121	G	N9-C4	-6.07	1.33	1.38
35	BA	603	A	N9-C8	-6.07	1.32	1.37
35	BA	610	G	N1-C2	-6.07	1.32	1.37
35	BA	771	G	N9-C4	-6.07	1.33	1.38
35	BA	2540	C	C4'-C3'	-6.07	1.46	1.53
1	AA	823	G	N9-C8	-6.07	1.33	1.37
1	AA	1255	G	C6-N1	6.07	1.43	1.39
1	AA	1294	G	N9-C8	-6.07	1.33	1.37
1	AA	1482	G	N9-C8	-6.07	1.33	1.37
35	BA	682	G	N9-C8	-6.07	1.33	1.37
35	BA	1842	G	C8-N7	6.07	1.34	1.30
1	AA	39	G	C6-N1	-6.07	1.35	1.39
35	BA	32	C	O3'-P	-6.07	1.53	1.61
35	BA	1529	G	C6-N1	-6.07	1.35	1.39

Continued on next page...

Continued from previous page...

Mol	Chain	Res	Type	Atoms	Z	Observed(Å)	Ideal(Å)
35	BA	718	A	C2-N3	-6.07	1.28	1.33
1	AA	441	A	C6-N6	-6.07	1.29	1.33
1	AA	743	U	P-O5'	-6.07	1.53	1.59
1	AA	969	A	C6-N6	-6.07	1.29	1.33
35	BA	903	C	N3-C4	6.07	1.38	1.33
35	BA	1636	C	N1-C2	-6.07	1.34	1.40
35	BA	1689	A	C6-N6	-6.07	1.29	1.33
35	BA	2286	A	C6-N6	-6.07	1.29	1.33
35	BA	2069	G	C6-N1	-6.06	1.35	1.39
35	BA	2241	A	C6-N1	-6.06	1.31	1.35
1	AA	454	C	C2-N3	-6.06	1.30	1.35
1	AA	665	A	N7-C5	-6.06	1.35	1.39
1	AA	730	G	C8-N7	-6.06	1.27	1.30
1	AA	1193	G	N7-C5	-6.06	1.35	1.39
1	AA	1247	U	C2-N3	-6.06	1.33	1.37
1	AA	1269	A	O3'-P	-6.06	1.53	1.61
35	BA	1002	G	N7-C5	-6.06	1.35	1.39
35	BA	1168	G	C5-C4	-6.06	1.34	1.38
35	BA	1641	A	N7-C5	-6.06	1.35	1.39
35	BA	1844	C	C4'-C3'	-6.06	1.46	1.53
35	BA	2429	G	N7-C5	-6.06	1.35	1.39
35	BA	2623	G	C5-C4	-6.06	1.34	1.38
35	BA	2655	G	C5-C4	-6.06	1.34	1.38
35	BA	2713	A	N7-C5	-6.06	1.35	1.39
1	AA	377	G	C6-O6	-6.06	1.18	1.24
35	BA	1571	A	N3-C4	-6.06	1.31	1.34
35	BA	1741	A	N3-C4	-6.06	1.31	1.34
35	BA	2326	C	C3'-C2'	-6.06	1.46	1.52
35	BA	2358	G	C6-O6	-6.06	1.18	1.24
35	BA	314	A	N9-C4	-6.06	1.34	1.37
35	BA	881	G	C2-N3	-6.06	1.27	1.32
35	BA	2772	C	N1-C6	-6.06	1.33	1.37
35	BA	1168	G	C6-N1	-6.06	1.35	1.39
35	BA	1195	G	N9-C8	6.06	1.42	1.37
1	AA	390	C	C4-C5	-6.06	1.38	1.43
22	AV	43	A	N7-C5	-6.06	1.35	1.39
35	BA	1938	A	N7-C5	-6.06	1.35	1.39
1	AA	35	G	N9-C8	-6.05	1.33	1.37
1	AA	679	C	C5-C6	6.05	1.39	1.34
35	BA	2140	C	C4-N4	-6.05	1.28	1.33
35	BA	380	U	N3-C4	-6.05	1.33	1.38
35	BA	1214	A	N9-C4	-6.05	1.34	1.37

Continued on next page...

Continued from previous page...

Mol	Chain	Res	Type	Atoms	Z	Observed(Å)	Ideal(Å)
35	BA	1283	G	N1-C2	-6.05	1.32	1.37
35	BA	2755	C	C2-N3	6.05	1.40	1.35
1	AA	291	C	C4-C5	-6.05	1.38	1.43
1	AA	1085	U	C5-C6	-6.05	1.28	1.34
35	BA	291	C	N3-C4	-6.05	1.29	1.33
35	BA	486	C	N1-C2	-6.05	1.34	1.40
35	BA	520	G	P-O5'	6.05	1.65	1.59
35	BA	2519	U	C5-C6	-6.05	1.28	1.34
1	AA	1411	C	C4'-C3'	-6.05	1.46	1.53
35	BA	2674	G	C2-N2	-6.05	1.28	1.34
1	AA	1074	G	C6-N1	-6.05	1.35	1.39
1	AA	1505	G	C6-N1	-6.05	1.35	1.39
35	BA	1037	G	N1-C2	-6.05	1.32	1.37
35	BA	187	G	N3-C4	-6.05	1.31	1.35
35	BA	1024	G	C6-O6	-6.05	1.18	1.24
35	BA	1180	C	C2'-C1'	-6.05	1.46	1.53
35	BA	1353	A	C6-N6	-6.05	1.29	1.33
35	BA	1369	G	C4'-C3'	-6.05	1.46	1.53
1	AA	1049	U	C4-O4	-6.04	1.18	1.23
1	AA	1380	U	C4-O4	-6.04	1.18	1.23
35	BA	1594	G	C2-N2	-6.04	1.28	1.34
1	AA	927	G	P-OP1	-6.04	1.38	1.49
1	AA	992	U	C4'-C3'	-6.04	1.46	1.53
1	AA	1403	C	C4'-C3'	-6.04	1.46	1.53
35	BA	935	C	C5-C6	-6.04	1.29	1.34
35	BA	1239	G	C8-N7	-6.04	1.27	1.30
35	BA	1250	G	N1-C2	-6.04	1.32	1.37
1	AA	419	C	N1-C6	-6.04	1.33	1.37
35	BA	28	A	C8-N7	6.04	1.35	1.31
35	BA	220	G	C4'-C3'	-6.04	1.46	1.53
35	BA	1011	G	P-O5'	-6.04	1.53	1.59
35	BA	1351	C	C4-C5	-6.04	1.38	1.43
35	BA	1173	G	C8-N7	-6.04	1.27	1.30
22	AV	22	G	C2-N3	-6.04	1.27	1.32
35	BA	248	G	C2-N3	-6.04	1.27	1.32
35	BA	2395	C	N1-C6	-6.04	1.33	1.37
22	AV	19	G	N1-C2	-6.03	1.32	1.37
35	BA	238	C	C4-C5	-6.03	1.38	1.43
35	BA	271	A	N9-C4	-6.03	1.34	1.37
35	BA	1630	G	N1-C2	-6.03	1.32	1.37
35	BA	2487	G	C6-N1	-6.03	1.35	1.39
35	BA	283	A	N3-C4	6.03	1.38	1.34

Continued on next page...

Continued from previous page...

Mol	Chain	Res	Type	Atoms	Z	Observed(Å)	Ideal(Å)
35	BA	312	G	C5-C4	-6.03	1.34	1.38
35	BA	389	G	C2-N3	-6.03	1.27	1.32
35	BA	632	A	C2'-C1'	-6.03	1.46	1.53
35	BA	716	A	N1-C2	-6.03	1.28	1.34
35	BA	801	G	N7-C5	-6.03	1.35	1.39
35	BA	1803	A	N9-C4	6.03	1.41	1.37
35	BA	2157	G	C2'-O2'	-6.03	1.33	1.41
35	BA	2245	U	C2-N3	-6.03	1.33	1.37
35	BA	2503	A	C5-C4	-6.03	1.34	1.38
35	BA	2570	G	C5-C4	-6.03	1.34	1.38
35	BA	1165	U	C4-O4	-6.03	1.18	1.23
35	BA	1505	C	C4-C5	-6.03	1.38	1.43
1	AA	1483	A	C6-N6	-6.03	1.29	1.33
35	BA	676	A	C6-N6	-6.03	1.29	1.33
35	BA	719	C	C5-C6	-6.03	1.29	1.34
35	BA	952	G	N3-C4	6.03	1.39	1.35
35	BA	1231	G	C6-N1	-6.03	1.35	1.39
35	BA	1340	U	C2'-O2'	-6.03	1.33	1.41
35	BA	1509(B)	A	N9-C4	-6.03	1.34	1.37
35	BA	2847	U	N1-C6	-6.03	1.32	1.38
1	AA	183	G	N3-C4	-6.03	1.31	1.35
1	AA	399	G	C2-N3	-6.03	1.27	1.32
1	AA	709	G	N9-C4	-6.03	1.33	1.38
35	BA	244	A	C5-C6	-6.03	1.35	1.41
35	BA	643	A	C5-C4	-6.03	1.34	1.38
35	BA	987	G	C4'-C3'	-6.03	1.46	1.53
35	BA	1044	G	C4'-C3'	-6.03	1.46	1.53
35	BA	1821	A	C5-C4	-6.03	1.34	1.38
35	BA	2461	C	N3-C4	-6.03	1.29	1.33
35	BA	2564	A	N7-C5	-6.03	1.35	1.39
36	BB	53	A	C5'-C4'	-6.03	1.44	1.51
35	BA	243	U	C4-O4	6.02	1.28	1.23
35	BA	2688	U	N3-C4	-6.02	1.33	1.38
36	BB	98	G	C8-N7	-6.02	1.27	1.30
1	AA	239	U	C4'-C3'	-6.02	1.46	1.53
35	BA	21	A	C2-N3	-6.02	1.28	1.33
35	BA	655	A	N3-C4	-6.02	1.31	1.34
35	BA	1103	A	N9-C4	-6.02	1.34	1.37
35	BA	2352	A	C6-N1	-6.02	1.31	1.35
1	AA	567	G	N3-C4	-6.02	1.31	1.35
1	AA	635	G	C4'-C3'	-6.02	1.46	1.53
23	AX	15	A	C4'-C3'	-6.02	1.46	1.53

Continued on next page...

Continued from previous page...

Mol	Chain	Res	Type	Atoms	Z	Observed(Å)	Ideal(Å)
35	BA	1349	A	N7-C5	-6.02	1.35	1.39
1	AA	532	A	N3-C4	-6.02	1.31	1.34
1	AA	537	G	N9-C8	-6.02	1.33	1.37
1	AA	850	U	C4-C5	-6.02	1.38	1.43
35	BA	966	G	N9-C8	-6.02	1.33	1.37
35	BA	990	A	N3-C4	-6.02	1.31	1.34
35	BA	1219	G	C2'-C1'	-6.02	1.46	1.53
35	BA	1509(B)	A	N3-C4	-6.02	1.31	1.34
35	BA	2083	G	C8-N7	-6.02	1.27	1.30
35	BA	2295	C	C4'-O4'	-6.02	1.37	1.45
36	BB	67	G	C2-N2	-6.02	1.28	1.34
35	BA	377	C	N1-C6	-6.02	1.33	1.37
1	AA	1007	C	C5-C6	-6.01	1.29	1.34
35	BA	71	A	C8-N7	-6.01	1.27	1.31
35	BA	287	C	N3-C4	-6.01	1.29	1.33
35	BA	695	G	C5-C4	-6.01	1.34	1.38
35	BA	848	G	C5-C6	-6.01	1.36	1.42
35	BA	1563	G	N9-C4	-6.01	1.33	1.38
35	BA	1889	A	C6-N1	-6.01	1.31	1.35
35	BA	2060	A	C5-C4	6.01	1.43	1.38
35	BA	2854	G	C3'-C2'	-6.01	1.46	1.52
1	AA	378	G	C4'-C3'	-6.01	1.46	1.53
22	AV	28	C	C4'-C3'	-6.01	1.46	1.53
35	BA	821	A	P-O5'	-6.01	1.53	1.59
35	BA	1862	G	N7-C5	-6.01	1.35	1.39
1	AA	1067	A	C5-C6	-6.01	1.35	1.41
35	BA	271(R)	G	C2-N3	-6.01	1.27	1.32
35	BA	1935	G	C3'-C2'	-6.01	1.46	1.52
1	AA	675	A	C6-N1	-6.01	1.31	1.35
1	AA	1166	G	P-O5'	-6.01	1.53	1.59
35	BA	628	G	C4'-C3'	-6.01	1.46	1.53
35	BA	707	G	C5-C4	-6.01	1.34	1.38
35	BA	1318	C	C4'-C3'	-6.01	1.46	1.53
35	BA	1393	A	C5-C4	-6.01	1.34	1.38
35	BA	1557	C	N1-C6	-6.01	1.33	1.37
35	BA	1759	A	C4'-C3'	-6.01	1.46	1.53
35	BA	1918	A	P-O5'	-6.01	1.53	1.59
35	BA	2478	A	C6-N6	-6.01	1.29	1.33
1	AA	951	G	N9-C8	-6.01	1.33	1.37
1	AA	1146	A	C2-N3	-6.01	1.28	1.33
1	AA	1422	G	N7-C5	-6.01	1.35	1.39
35	BA	125	G	N9-C8	-6.01	1.33	1.37

Continued on next page...

Continued from previous page...

Mol	Chain	Res	Type	Atoms	Z	Observed(Å)	Ideal(Å)
35	BA	1232	G	C5-C6	-6.01	1.36	1.42
35	BA	390	A	C5'-C4'	-6.00	1.44	1.51
35	BA	2167	U	C4-C5	-6.00	1.38	1.43
1	AA	521	G	C6-O6	-6.00	1.18	1.24
1	AA	706	A	C5-C4	-6.00	1.34	1.38
1	AA	1118	C	N3-C4	-6.00	1.29	1.33
35	BA	299	A	C5-C6	-6.00	1.35	1.41
35	BA	1472	A	N3-C4	-6.00	1.31	1.34
35	BA	2101	G	C5-C4	-6.00	1.34	1.38
1	AA	406	G	C2-N2	-6.00	1.28	1.34
35	BA	708	C	C2-N3	-6.00	1.30	1.35
35	BA	966	G	N9-C4	-6.00	1.33	1.38
35	BA	1606	G	C2-N2	-6.00	1.28	1.34
35	BA	1864	U	C4-C5	-6.00	1.38	1.43
1	AA	716	A	P-O5'	-6.00	1.53	1.59
35	BA	955	C	C2-O2	-6.00	1.19	1.24
1	AA	1452	C	N1-C6	-6.00	1.33	1.37
35	BA	2378	A	N3-C4	-6.00	1.31	1.34
35	BA	2648	C	N1-C6	-6.00	1.33	1.37
1	AA	584	G	C2-N3	-6.00	1.27	1.32
1	AA	976	G	C2'-C1'	-6.00	1.46	1.53
35	BA	1624	G	C4'-C3'	-6.00	1.46	1.52
35	BA	2277	G	C5-C6	-6.00	1.36	1.42
1	AA	1164	G	C6-O6	-6.00	1.18	1.24
1	AA	817	C	C4-N4	-5.99	1.28	1.33
1	AA	926	G	N3-C4	-5.99	1.31	1.35
22	AV	51	C	C4'-C3'	-5.99	1.46	1.52
35	BA	1006	C	C4'-C3'	-5.99	1.46	1.52
35	BA	1401	G	C4'-C3'	-5.99	1.46	1.52
1	AA	226	G	N9-C4	-5.99	1.33	1.38
1	AA	1005	A	C8-N7	-5.99	1.27	1.31
35	BA	525	U	C2-O2	-5.99	1.17	1.22
35	BA	1406	U	C2-O2	-5.99	1.17	1.22
1	AA	942	G	O3'-P	-5.99	1.53	1.61
35	BA	232	G	N9-C8	-5.99	1.33	1.37
35	BA	1793	C	N1-C6	-5.99	1.33	1.37
1	AA	709	G	N7-C5	-5.99	1.35	1.39
1	AA	1022	G	N7-C5	-5.99	1.35	1.39
1	AA	1289	A	C5-C4	-5.99	1.34	1.38
1	AA	1419	G	N7-C5	-5.99	1.35	1.39
36	BB	39	A	C6-N6	-5.99	1.29	1.33
36	BB	112	U	N1-C2	-5.99	1.33	1.38

Continued on next page...

Continued from previous page...

Mol	Chain	Res	Type	Atoms	Z	Observed(Å)	Ideal(Å)
1	AA	1073	U	C4-O4	-5.99	1.18	1.23
35	BA	382	G	C2-N3	-5.99	1.27	1.32
35	BA	807	U	C5-C6	-5.99	1.28	1.34
35	BA	1890	A	C8-N7	-5.99	1.27	1.31
35	BA	2378	A	C8-N7	-5.99	1.27	1.31
22	AV	7	G	C6-O6	-5.99	1.18	1.24
35	BA	1396	U	N1-C6	-5.99	1.32	1.38
35	BA	2293	C	N1-C6	-5.99	1.33	1.37
35	BA	2769	C	N3-C4	-5.99	1.29	1.33
35	BA	1229	G	C8-N7	-5.98	1.27	1.30
35	BA	2472	G	C8-N7	-5.98	1.27	1.30
1	AA	602	A	C6-N1	-5.98	1.31	1.35
35	BA	349	G	C2-N3	-5.98	1.27	1.32
35	BA	529	A	N9-C8	-5.98	1.32	1.37
35	BA	1330	C	C2-N3	-5.98	1.30	1.35
35	BA	672	C	P-O5'	-5.98	1.53	1.59
35	BA	393	C	C4-C5	-5.98	1.38	1.43
35	BA	614	U	O3'-P	-5.98	1.53	1.61
35	BA	2253	G	C6-N1	-5.98	1.35	1.39
35	BA	2614	A	C6-N6	-5.98	1.29	1.33
35	BA	1382	G	C4'-C3'	-5.98	1.46	1.52
35	BA	1528(A)	A	C4'-C3'	-5.98	1.46	1.52
35	BA	1765	C	C2'-C1'	-5.98	1.46	1.53
35	BA	2867	G	C5'-C4'	-5.98	1.44	1.51
1	AA	931	C	N3-C4	-5.97	1.29	1.33
1	AA	521	G	C5-C4	-5.97	1.34	1.38
1	AA	742	G	C2-N3	-5.97	1.27	1.32
35	BA	866	A	N9-C8	-5.97	1.32	1.37
35	BA	1125	G	C5-C4	-5.97	1.34	1.38
35	BA	1512	U	C2-O2	-5.97	1.17	1.22
1	AA	33	A	C5-C6	-5.97	1.35	1.41
1	AA	163	C	O3'-P	-5.97	1.53	1.61
35	BA	188	G	N3-C4	-5.97	1.31	1.35
1	AA	799	G	C5'-C4'	-5.97	1.44	1.51
1	AA	912	C	C5-C6	-5.97	1.29	1.34
35	BA	1405	U	C4'-C3'	-5.97	1.46	1.52
35	BA	2848	G	N9-C8	-5.97	1.33	1.37
1	AA	988	G	N1-C2	-5.97	1.32	1.37
35	BA	1624	G	C2'-C1'	-5.97	1.46	1.53
1	AA	689	C	N1-C2	5.97	1.46	1.40
1	AA	775	G	C6-O6	-5.97	1.18	1.24
1	AA	1287	A	N1-C2	-5.97	1.28	1.34

Continued on next page...

Continued from previous page...

Mol	Chain	Res	Type	Atoms	Z	Observed(Å)	Ideal(Å)
35	BA	1238	G	C2-N2	-5.97	1.28	1.34
35	BA	2286	A	N3-C4	-5.97	1.31	1.34
1	AA	575	G	C8-N7	-5.96	1.27	1.30
35	BA	621	A	C8-N7	-5.96	1.27	1.31
35	BA	730	C	C5-C6	-5.96	1.29	1.34
35	BA	1427	A	P-O5'	-5.96	1.53	1.59
35	BA	1648	C	N3-C4	-5.96	1.29	1.33
35	BA	2569	G	C8-N7	-5.96	1.27	1.30
35	BA	2876	G	N9-C4	-5.96	1.33	1.38
42	BH	46	GLU	CD-OE1	-5.96	1.19	1.25
35	BA	799	G	C6-N1	-5.96	1.35	1.39
1	AA	649	G	C5-C4	-5.96	1.34	1.38
1	AA	1318	A	N1-C2	-5.96	1.28	1.34
35	BA	745	G	P-O5'	-5.96	1.53	1.59
35	BA	1894	C	C2'-C1'	-5.96	1.46	1.53
35	BA	154(A)	C	C5-C6	-5.96	1.29	1.34
35	BA	2041	U	C4'-C3'	-5.96	1.46	1.52
1	AA	635	G	C8-N7	-5.96	1.27	1.30
1	AA	1130	A	N9-C4	-5.96	1.34	1.37
1	AA	1463	C	C2-O2	-5.96	1.19	1.24
35	BA	792	G	C8-N7	5.96	1.34	1.30
35	BA	975	C	C2-O2	-5.96	1.19	1.24
35	BA	1068	G	N9-C4	-5.96	1.33	1.38
35	BA	1845	G	N9-C8	-5.96	1.33	1.37
35	BA	2492	U	C2-O2	-5.96	1.17	1.22
1	AA	137	C	C4-C5	-5.96	1.38	1.43
1	AA	563	A	N7-C5	-5.96	1.35	1.39
35	BA	941	A	C2'-C1'	-5.96	1.46	1.53
35	BA	1801	G	N7-C5	-5.96	1.35	1.39
35	BA	1921	G	N7-C5	-5.96	1.35	1.39
35	BA	2356	C	C4-C5	-5.96	1.38	1.43
35	BA	2497	A	N7-C5	-5.96	1.35	1.39
1	AA	1236	A	N7-C5	5.96	1.42	1.39
35	BA	1354	A	O3'-P	-5.96	1.54	1.61
35	BA	1492	G	O3'-P	-5.96	1.54	1.61
1	AA	473	G	N1-C2	-5.95	1.32	1.37
1	AA	520	A	N1-C2	-5.95	1.28	1.34
35	BA	45	C	N1-C6	-5.95	1.33	1.37
35	BA	347	A	N9-C4	-5.95	1.34	1.37
35	BA	2000	G	N1-C2	-5.95	1.32	1.37
35	BA	2046	G	N1-C2	-5.95	1.32	1.37
1	AA	24	U	C5-C6	-5.95	1.28	1.34

Continued on next page...

Continued from previous page...

Mol	Chain	Res	Type	Atoms	Z	Observed(Å)	Ideal(Å)
35	BA	72	U	C2'-C1'	-5.95	1.46	1.53
35	BA	967	C	C2'-C1'	-5.95	1.46	1.53
35	BA	2193	G	C2-N3	-5.95	1.27	1.32
1	AA	111	G	C5-C4	-5.95	1.34	1.38
1	AA	1242	C	C4-N4	-5.95	1.28	1.33
35	BA	372	G	C5-C6	-5.95	1.36	1.42
35	BA	1577	C	C4-N4	-5.95	1.28	1.33
35	BA	1609	A	C5-C6	-5.95	1.35	1.41
35	BA	1702	G	C5-C4	-5.95	1.34	1.38
35	BA	1823	G	C5-C4	-5.95	1.34	1.38
36	BB	13	A	C6-N6	-5.95	1.29	1.33
1	AA	727	G	N3-C4	-5.95	1.31	1.35
1	AA	1276	G	C5-C6	-5.95	1.36	1.42
1	AA	1385	G	C1'-N9	-5.95	1.38	1.46
35	BA	353	G	N9-C8	-5.95	1.33	1.37
35	BA	712	G	N3-C4	-5.95	1.31	1.35
35	BA	1397	U	C4-C5	-5.95	1.38	1.43
35	BA	1449	A	N3-C4	-5.95	1.31	1.34
35	BA	2639	A	C6-N1	-5.94	1.31	1.35
1	AA	1410	G	N9-C8	-5.94	1.33	1.37
35	BA	2193	G	C4'-C3'	-5.94	1.46	1.52
35	BA	2776	A	C8-N7	-5.94	1.27	1.31
1	AA	774	G	C2-N2	-5.94	1.28	1.34
1	AA	1152	A	N1-C2	-5.94	1.29	1.34
1	AA	668	G	N7-C5	-5.94	1.35	1.39
1	AA	1152	A	C6-N1	-5.94	1.31	1.35
22	AV	34	C	C4'-C3'	-5.94	1.46	1.52
35	BA	1525	G	N7-C5	-5.94	1.35	1.39
35	BA	2460	U	N1-C6	-5.94	1.32	1.38
1	AA	192	U	C4-C5	-5.94	1.38	1.43
1	AA	821	G	C5-C6	-5.94	1.36	1.42
1	AA	941	G	C6-O6	-5.94	1.18	1.24
1	AA	1272	G	C5-C4	5.94	1.42	1.38
35	BA	177	G	P-O5'	-5.94	1.53	1.59
35	BA	1183	G	C5-C6	-5.94	1.36	1.42
35	BA	2061	G	N9-C8	-5.94	1.33	1.37
1	AA	995	C	N3-C4	-5.94	1.29	1.33
22	AV	23	C	C4'-C3'	-5.94	1.46	1.52
35	BA	641	C	N3-C4	-5.94	1.29	1.33
1	AA	619	U	N1-C6	-5.93	1.32	1.38
1	AA	1337	G	C6-O6	-5.93	1.18	1.24
22	AV	34	C	N1-C6	-5.93	1.33	1.37

Continued on next page...

Continued from previous page...

Mol	Chain	Res	Type	Atoms	Z	Observed(Å)	Ideal(Å)
35	BA	480	A	N3-C4	5.93	1.38	1.34
35	BA	953	A	C5-C4	-5.93	1.34	1.38
35	BA	1567	A	N9-C4	-5.93	1.34	1.37
35	BA	2195	C	C2'-C1'	-5.93	1.46	1.53
1	AA	302	G	N7-C5	-5.93	1.35	1.39
1	AA	803	G	N7-C5	-5.93	1.35	1.39
1	AA	872	A	N7-C5	-5.93	1.35	1.39
35	BA	115	C	C4-N4	-5.93	1.28	1.33
35	BA	333	G	N7-C5	-5.93	1.35	1.39
35	BA	585	G	N7-C5	-5.93	1.35	1.39
35	BA	623	G	N7-C5	-5.93	1.35	1.39
35	BA	2494	G	N7-C5	-5.93	1.35	1.39
36	BB	9	G	C8-N7	-5.93	1.27	1.30
1	AA	979	C	C5-C6	-5.93	1.29	1.34
35	BA	2691	C	N3-C4	-5.93	1.29	1.33
1	AA	530	G	C5-C4	-5.93	1.34	1.38
1	AA	921	U	C4-C5	-5.93	1.38	1.43
35	BA	266	G	C5-C6	-5.93	1.36	1.42
35	BA	589	C	C2-N3	-5.93	1.31	1.35
35	BA	1904	G	C5-C4	-5.93	1.34	1.38
23	AX	14	A	N3-C4	-5.93	1.31	1.34
35	BA	2057	A	N1-C2	-5.93	1.29	1.34
35	BA	378	C	O3'-P	-5.93	1.54	1.61
35	BA	512	G	N7-C5	-5.93	1.35	1.39
35	BA	1762	A	C5-C6	-5.93	1.35	1.41
35	BA	1844	C	C3'-C2'	-5.93	1.46	1.52
1	AA	483	C	C4-C5	-5.92	1.38	1.43
35	BA	2241	A	C5-C4	-5.92	1.34	1.38
35	BA	2611	U	P-O5'	-5.92	1.53	1.59
35	BA	2699	C	O3'-P	-5.92	1.54	1.61
36	BB	44	G	C1'-N9	-5.92	1.38	1.46
1	AA	1212	U	C2-N3	-5.92	1.33	1.37
35	BA	784	A	C6-N1	-5.92	1.31	1.35
35	BA	828	U	C2-N3	-5.92	1.33	1.37
1	AA	635	G	N3-C4	-5.92	1.31	1.35
35	BA	654(O)	G	C6-N1	-5.92	1.35	1.39
35	BA	2015	A	N9-C4	-5.92	1.34	1.37
35	BA	2173	A	C5-C6	-5.92	1.35	1.41
35	BA	2576	G	N1-C2	-5.92	1.33	1.37
1	AA	1504	G	C3'-C2'	-5.92	1.46	1.52
35	BA	1745	C	N3-C4	-5.92	1.29	1.33
35	BA	1843	C	N3-C4	-5.92	1.29	1.33

Continued on next page...

Continued from previous page...

Mol	Chain	Res	Type	Atoms	Z	Observed(Å)	Ideal(Å)
35	BA	1965	C	C4'-C3'	-5.92	1.46	1.52
35	BA	2361	A	C8-N7	-5.92	1.27	1.31
35	BA	2867	G	C8-N7	-5.92	1.27	1.30
36	BB	76	G	C4'-C3'	-5.92	1.46	1.52
1	AA	508	C	N1-C6	-5.92	1.33	1.37
1	AA	942	G	N1-C2	-5.92	1.33	1.37
1	AA	1054	C	C5-C6	-5.92	1.29	1.34
35	BA	589	C	N1-C6	-5.92	1.33	1.37
35	BA	886	C	N1-C6	-5.92	1.33	1.37
35	BA	951	C	N1-C2	-5.92	1.34	1.40
35	BA	1304	C	N1-C6	-5.92	1.33	1.37
35	BA	1844	C	C5-C6	-5.92	1.29	1.34
35	BA	1908	C	C4-N4	-5.92	1.28	1.33
35	BA	2078	C	N1-C6	5.92	1.40	1.37
1	AA	442	C	C4'-C3'	-5.92	1.46	1.52
35	BA	137	C	C4-C5	-5.92	1.38	1.43
35	BA	695	G	C6-O6	-5.92	1.18	1.24
35	BA	1994	C	O4'-C1'	-5.92	1.33	1.41
35	BA	2064	C	C4-C5	-5.92	1.38	1.43
1	AA	1308	U	C3'-O3'	-5.91	1.33	1.42
35	BA	418	G	N7-C5	-5.91	1.35	1.39
35	BA	802	A	N7-C5	-5.91	1.35	1.39
35	BA	988	A	N7-C5	-5.91	1.35	1.39
35	BA	1423	G	C2-N3	-5.91	1.28	1.32
35	BA	1756	G	O3'-P	-5.91	1.54	1.61
35	BA	2822	G	C2-N3	-5.91	1.28	1.32
35	BA	474	G	C4'-C3'	-5.91	1.46	1.52
35	BA	856	C	C2'-O2'	-5.91	1.33	1.41
35	BA	924	C	C4'-C3'	-5.91	1.46	1.52
35	BA	2121	G	C8-N7	-5.91	1.27	1.30
1	AA	106	C	N1-C6	-5.91	1.33	1.37
1	AA	1189	C	N1-C6	-5.91	1.33	1.37
1	AA	1519	A	C3'-C2'	-5.91	1.46	1.52
35	BA	2773	C	C4-C5	-5.91	1.38	1.43
35	BA	2819	G	C6-O6	-5.91	1.18	1.24
35	BA	621	A	N9-C4	-5.91	1.34	1.37
36	BB	85	G	C3'-C2'	-5.91	1.46	1.52
1	AA	1095	U	C2'-O2'	-5.91	1.33	1.41
1	AA	1233	G	N9-C4	-5.91	1.33	1.38
1	AA	1529	G	C2-N2	-5.91	1.28	1.34
35	BA	1161	C	C2-N3	-5.91	1.31	1.35
35	BA	1309	G	C8-N7	-5.91	1.27	1.30

Continued on next page...

Continued from previous page...

Mol	Chain	Res	Type	Atoms	Z	Observed(Å)	Ideal(Å)
35	BA	1478	G	P-O5'	-5.91	1.53	1.59
35	BA	1710	C	C2-O2	-5.91	1.19	1.24
35	BA	2455	G	N1-C2	5.91	1.42	1.37
35	BA	2655	G	P-O5'	-5.91	1.53	1.59
35	BA	2756	U	P-O5'	-5.91	1.53	1.59
35	BA	1948	G	C2-N2	5.90	1.40	1.34
1	AA	14	U	C4-O4	5.90	1.28	1.23
1	AA	906	G	C5-C4	-5.90	1.34	1.38
35	BA	255	A	N9-C4	-5.90	1.34	1.37
35	BA	2024	G	N7-C5	5.90	1.42	1.39
1	AA	937	A	C6-N1	-5.90	1.31	1.35
35	BA	1931	U	N1-C6	-5.90	1.32	1.38
35	BA	2324	C	C2-N3	-5.90	1.31	1.35
35	BA	1511	C	C3'-C2'	-5.90	1.46	1.52
35	BA	1552	G	C6-N1	-5.90	1.35	1.39
1	AA	7	G	N1-C2	-5.90	1.33	1.37
1	AA	235	C	C4-C5	-5.90	1.38	1.43
1	AA	1096	C	C4-C5	-5.90	1.38	1.43
1	AA	1158	C	C4-C5	-5.90	1.38	1.43
35	BA	837	C	C4-C5	-5.90	1.38	1.43
35	BA	1287	A	C5-C4	-5.90	1.34	1.38
35	BA	1572	A	C8-N7	-5.90	1.27	1.31
1	AA	286	G	C5-C6	-5.90	1.36	1.42
1	AA	1160	G	C6-O6	-5.90	1.18	1.24
35	BA	2576	G	C6-O6	-5.90	1.18	1.24
1	AA	1291	G	C6-N1	-5.89	1.35	1.39
35	BA	363(D)	G	N7-C5	-5.89	1.35	1.39
35	BA	409	C	C4-N4	-5.89	1.28	1.33
35	BA	527	C	C4-N4	-5.89	1.28	1.33
35	BA	692	C	C4-N4	-5.89	1.28	1.33
35	BA	1197	G	C4'-C3'	-5.89	1.46	1.52
35	BA	1547	C	P-O5'	-5.89	1.53	1.59
35	BA	1747	G	P-O5'	-5.89	1.53	1.59
1	AA	10	A	C6-N6	-5.89	1.29	1.33
1	AA	316	G	P-O5'	-5.89	1.53	1.59
1	AA	876	G	C5-C6	-5.89	1.36	1.42
35	BA	256	A	N9-C8	-5.89	1.33	1.37
35	BA	1424	G	C2-N2	-5.89	1.28	1.34
35	BA	1539	G	C6-O6	-5.89	1.18	1.24
35	BA	1589	C	C5-C6	-5.89	1.29	1.34
35	BA	1797	C	C4-C5	-5.89	1.38	1.43
35	BA	1929	G	N1-C2	-5.89	1.33	1.37

Continued on next page...

Continued from previous page...

Mol	Chain	Res	Type	Atoms	Z	Observed(Å)	Ideal(Å)
35	BA	515	A	C4'-C3'	-5.89	1.46	1.52
1	AA	602	A	N3-C4	-5.89	1.31	1.34
1	AA	1001	A	N3-C4	-5.89	1.31	1.34
1	AA	1124	G	N9-C8	-5.89	1.33	1.37
1	AA	1293	G	C2'-O2'	-5.89	1.33	1.41
35	BA	356	G	N9-C8	-5.89	1.33	1.37
35	BA	1125	G	N3-C4	-5.89	1.31	1.35
35	BA	1187	G	C6-O6	5.89	1.29	1.24
35	BA	1938	A	C6-N1	-5.89	1.31	1.35
35	BA	2037	G	C6-N1	-5.89	1.35	1.39
35	BA	2230	G	N7-C5	-5.89	1.35	1.39
1	AA	434	U	C2-N3	5.89	1.41	1.37
1	AA	1354	C	C4-C5	-5.89	1.38	1.43
35	BA	1066	U	C4-C5	-5.89	1.38	1.43
35	BA	2633	G	C4'-C3'	-5.89	1.46	1.52
35	BA	2659	G	N9-C4	-5.89	1.33	1.38
1	AA	189(K)	U	N3-C4	-5.89	1.33	1.38
22	AV	35	A	C6-N6	-5.89	1.29	1.33
35	BA	1389	G	C8-N7	-5.89	1.27	1.30
35	BA	1930	G	C6-O6	-5.89	1.18	1.24
1	AA	346	G	N7-C5	5.88	1.42	1.39
1	AA	1214	C	N1-C6	-5.88	1.33	1.37
35	BA	690	G	N9-C4	-5.88	1.33	1.38
35	BA	784	A	N9-C4	-5.88	1.34	1.37
1	AA	1154	G	N7-C5	-5.88	1.35	1.39
1	AA	1527	C	C5-C6	-5.88	1.29	1.34
35	BA	109	G	N9-C8	-5.88	1.33	1.37
35	BA	135	G	N1-C2	-5.88	1.33	1.37
35	BA	272(B)	G	N3-C4	-5.88	1.31	1.35
35	BA	727	A	C2'-O2'	-5.88	1.34	1.41
35	BA	797	C	C2-O2	-5.88	1.19	1.24
35	BA	1123	C	C4-C5	-5.88	1.38	1.43
35	BA	1203	G	N7-C5	-5.88	1.35	1.39
35	BA	2187	G	N9-C8	-5.88	1.33	1.37
35	BA	2481	G	N3-C4	-5.88	1.31	1.35
36	BB	28	C	C5-C6	-5.88	1.29	1.34
15	AO	14	GLU	CD-OE1	-5.88	1.19	1.25
35	BA	291	C	N1-C6	5.88	1.40	1.37
35	BA	925	C	C4-N4	-5.88	1.28	1.33
35	BA	2524	G	C5-C4	-5.88	1.34	1.38
35	BA	2057	A	C8-N7	-5.88	1.27	1.31
1	AA	556	C	C4'-C3'	-5.88	1.46	1.52

Continued on next page...

Continued from previous page...

Mol	Chain	Res	Type	Atoms	Z	Observed(Å)	Ideal(Å)
1	AA	928	G	C2-N2	-5.88	1.28	1.34
22	AV	5	G	N9-C8	-5.88	1.33	1.37
35	BA	582	G	C2-N3	-5.88	1.28	1.32
35	BA	741	G	N3-C4	-5.88	1.31	1.35
35	BA	1380	G	N9-C8	-5.88	1.33	1.37
35	BA	1684	C	N3-C4	5.88	1.38	1.33
35	BA	2072	G	N9-C8	-5.88	1.33	1.37
35	BA	2886	G	C5-C6	-5.88	1.36	1.42
35	BA	479	A	N1-C2	-5.88	1.29	1.34
35	BA	592	G	C5-C4	-5.88	1.34	1.38
35	BA	1110	G	N7-C5	-5.88	1.35	1.39
35	BA	1677	A	C6-N6	-5.88	1.29	1.33
35	BA	569	U	C2-N3	-5.88	1.33	1.37
1	AA	292	G	N9-C8	-5.87	1.33	1.37
35	BA	271(H)	G	N9-C8	-5.87	1.33	1.37
35	BA	619	G	C2-N2	-5.87	1.28	1.34
35	BA	684	G	N9-C8	-5.87	1.33	1.37
35	BA	1145	C	C5-C6	-5.87	1.29	1.34
35	BA	1304	C	C4-C5	-5.87	1.38	1.43
1	AA	222	U	C4-O4	-5.87	1.19	1.23
35	BA	58	G	C5-C6	-5.87	1.36	1.42
35	BA	427	U	P-O5'	-5.87	1.53	1.59
35	BA	1599	C	C2'-C1'	-5.87	1.46	1.53
35	BA	2851	A	N1-C2	-5.87	1.29	1.34
1	AA	811	C	C4-C5	-5.87	1.38	1.43
1	AA	1123	A	N3-C4	-5.87	1.31	1.34
1	AA	1268	A	N3-C4	-5.87	1.31	1.34
35	BA	1916	A	N3-C4	-5.87	1.31	1.34
1	AA	736	C	C4-N4	-5.87	1.28	1.33
35	BA	26	G	P-O5'	-5.87	1.53	1.59
35	BA	1119	C	C5-C6	-5.87	1.29	1.34
35	BA	1280	G	O4'-C1'	-5.87	1.34	1.41
35	BA	1639	U	P-O5'	-5.87	1.53	1.59
35	BA	1687	G	P-O5'	-5.87	1.53	1.59
35	BA	2049	G	C2-N3	-5.87	1.28	1.32
35	BA	2612	C	P-O5'	-5.87	1.53	1.59
35	BA	2667	C	C2-O2	-5.87	1.19	1.24
1	AA	855	G	N3-C4	-5.87	1.31	1.35
35	BA	482	A	C4'-C3'	-5.87	1.46	1.52
35	BA	1357	U	N1-C6	-5.87	1.32	1.38
35	BA	467	G	N7-C5	-5.87	1.35	1.39
35	BA	2223	G	N7-C5	-5.87	1.35	1.39

Continued on next page...

Continued from previous page...

Mol	Chain	Res	Type	Atoms	Z	Observed(Å)	Ideal(Å)
1	AA	809	G	N1-C2	-5.86	1.33	1.37
35	BA	1021	A	N3-C4	-5.86	1.31	1.34
35	BA	2032	G	O4'-C1'	-5.86	1.34	1.41
1	AA	168	G	N9-C8	-5.86	1.33	1.37
1	AA	830	G	N3-C4	-5.86	1.31	1.35
1	AA	1343	G	N3-C4	-5.86	1.31	1.35
1	AA	1456	G	N3-C4	-5.86	1.31	1.35
35	BA	909	A	C2-N3	-5.86	1.28	1.33
35	BA	1992	G	N9-C8	-5.86	1.33	1.37
35	BA	2747	G	N3-C4	-5.86	1.31	1.35
1	AA	996	A	C5-C4	-5.86	1.34	1.38
35	BA	1021	A	C3'-C2'	-5.86	1.46	1.52
35	BA	1283	G	C8-N7	-5.86	1.27	1.30
35	BA	1810	A	C5-C4	-5.86	1.34	1.38
35	BA	2389	G	N1-C2	-5.86	1.33	1.37
35	BA	2499	C	C4'-C3'	-5.86	1.46	1.52
35	BA	1328	G	N7-C5	-5.86	1.35	1.39
1	AA	430	A	N9-C4	5.86	1.41	1.37
1	AA	725	G	N9-C8	-5.86	1.33	1.37
1	AA	768	A	C6-N1	-5.86	1.31	1.35
1	AA	966	G	C6-N1	-5.86	1.35	1.39
1	AA	1225	A	C6-N1	-5.86	1.31	1.35
1	AA	1227	A	C8-N7	-5.86	1.27	1.31
35	BA	953	A	C6-N1	-5.86	1.31	1.35
35	BA	1435	G	N9-C8	-5.86	1.33	1.37
35	BA	2325	G	C6-N1	-5.86	1.35	1.39
35	BA	1452	A	C5-C6	-5.86	1.35	1.41
1	AA	1059	C	N1-C6	-5.85	1.33	1.37
1	AA	1492	A	C2'-C1'	5.85	1.59	1.53
1	AA	1524	C	N3-C4	-5.85	1.29	1.33
35	BA	2456	C	N3-C4	-5.85	1.29	1.33
35	BA	2872	G	C2-N3	-5.85	1.28	1.32
1	AA	715	A	C6-N6	-5.85	1.29	1.33
1	AA	1280	A	P-O5'	-5.85	1.53	1.59
1	AA	1408	A	C2-N3	-5.85	1.28	1.33
35	BA	639	U	P-O5'	-5.85	1.53	1.59
35	BA	777	A	C2-N3	-5.85	1.28	1.33
35	BA	1628	G	P-O5'	-5.85	1.53	1.59
35	BA	1651	G	C8-N7	-5.85	1.27	1.30
35	BA	1927	A	P-O5'	-5.85	1.53	1.59
35	BA	1959	G	C6-N1	-5.85	1.35	1.39
35	BA	486	C	N1-C6	5.85	1.40	1.37

Continued on next page...

Continued from previous page...

Mol	Chain	Res	Type	Atoms	Z	Observed(Å)	Ideal(Å)
35	BA	1635	G	C5'-C4'	-5.85	1.44	1.51
35	BA	1950	G	N9-C4	-5.85	1.33	1.38
35	BA	2158	A	N3-C4	-5.85	1.31	1.34
1	AA	10	A	O3'-P	-5.85	1.54	1.61
1	AA	689	C	P-O5'	-5.85	1.53	1.59
1	AA	1272	G	C6-O6	-5.85	1.18	1.24
22	AV	67	C	P-O5'	-5.85	1.53	1.59
22	AV	16	C	C5'-C4'	-5.85	1.44	1.51
35	BA	884	C	C4-N4	-5.85	1.28	1.33
1	AA	663	A	C6-N1	-5.85	1.31	1.35
1	AA	690	G	C2-N2	-5.85	1.28	1.34
1	AA	709	G	N1-C2	-5.85	1.33	1.37
1	AA	965	A	N9-C8	-5.85	1.33	1.37
1	AA	1166	G	C2-N2	-5.85	1.28	1.34
35	BA	890	A	C8-N7	-5.85	1.27	1.31
35	BA	975(A)	G	N9-C8	-5.85	1.33	1.37
35	BA	1356	G	N1-C2	-5.85	1.33	1.37
35	BA	2543	G	N9-C4	-5.85	1.33	1.38
36	BB	40	U	C3'-C2'	-5.85	1.46	1.52
36	BB	100	A	C2'-O2'	-5.85	1.34	1.41
35	BA	2426	A	N3-C4	-5.84	1.31	1.34
1	AA	585	G	C5-C4	-5.84	1.34	1.38
1	AA	681	C	P-O5'	-5.84	1.53	1.59
35	BA	2513	G	C2'-O2'	-5.84	1.34	1.41
1	AA	410	G	O3'-P	-5.84	1.54	1.61
1	AA	1460	A	N9-C8	-5.84	1.33	1.37
35	BA	786	C	N1-C6	-5.84	1.33	1.37
35	BA	2828	C	N1-C6	-5.84	1.33	1.37
1	AA	888	G	C4'-C3'	-5.84	1.46	1.52
1	AA	935	A	N7-C5	-5.84	1.35	1.39
35	BA	1231	G	N9-C8	-5.84	1.33	1.37
1	AA	868	C	C2-N3	-5.84	1.31	1.35
1	AA	913	A	C6-N6	-5.84	1.29	1.33
1	AA	1062	U	N1-C6	-5.84	1.32	1.38
35	BA	1632	A	C6-N6	5.84	1.38	1.33
35	BA	2040	C	C2-N3	-5.84	1.31	1.35
35	BA	2531	A	N3-C4	-5.84	1.31	1.34
1	AA	1202	G	N7-C5	5.84	1.42	1.39
1	AA	1337	G	N7-C5	5.84	1.42	1.39
35	BA	2022	U	C5'-C4'	-5.84	1.44	1.51
1	AA	330	C	N1-C6	-5.83	1.33	1.37
35	BA	1015	G	C6-O6	-5.83	1.18	1.24

Continued on next page...

Continued from previous page...

Mol	Chain	Res	Type	Atoms	Z	Observed(Å)	Ideal(Å)
35	BA	1749	A	C8-N7	-5.83	1.27	1.31
1	AA	645	C	C4-C5	-5.83	1.38	1.43
35	BA	122	G	N7-C5	-5.83	1.35	1.39
35	BA	268	C	C2-N3	-5.83	1.31	1.35
35	BA	355	G	C5'-C4'	-5.83	1.44	1.51
35	BA	381	G	C5-C6	-5.83	1.36	1.42
35	BA	770	G	N7-C5	-5.83	1.35	1.39
35	BA	1042	G	N3-C4	-5.83	1.31	1.35
35	BA	2120	G	C6-N1	-5.83	1.35	1.39
35	BA	2799	C	N3-C4	-5.83	1.29	1.33
1	AA	167	G	N9-C8	-5.83	1.33	1.37
1	AA	572	A	C6-N1	-5.83	1.31	1.35
35	BA	1261	C	O3'-P	-5.83	1.54	1.61
35	BA	1350	C	C5-C6	-5.83	1.29	1.34
35	BA	1661	G	C4'-C3'	-5.83	1.46	1.52
35	BA	1700	A	C6-N1	-5.83	1.31	1.35
1	AA	432	A	C5-C6	-5.83	1.35	1.41
1	AA	777	A	N9-C4	-5.83	1.34	1.37
22	AV	21	A	C8-N7	-5.83	1.27	1.31
35	BA	614(C)	A	C2'-C1'	-5.83	1.47	1.53
35	BA	718	A	N9-C4	5.83	1.41	1.37
35	BA	2426	A	N7-C5	-5.83	1.35	1.39
35	BA	2469	A	C8-N7	-5.83	1.27	1.31
35	BA	2627	G	N3-C4	-5.83	1.31	1.35
36	BB	114	C	C4-N4	-5.83	1.28	1.33
1	AA	386	C	P-O5'	-5.83	1.53	1.59
35	BA	1777	U	O3'-P	-5.83	1.54	1.61
35	BA	2747	G	C8-N7	-5.83	1.27	1.30
1	AA	7	G	C2'-C1'	-5.83	1.47	1.53
35	BA	817	C	C4'-C3'	-5.83	1.46	1.52
35	BA	1035	U	N1-C2	-5.83	1.33	1.38
1	AA	585	G	N3-C4	-5.82	1.31	1.35
1	AA	974	A	C6-N6	-5.82	1.29	1.33
35	BA	732	C	C4-C5	-5.82	1.38	1.43
35	BA	1649	G	N3-C4	-5.82	1.31	1.35
35	BA	2616	C	O3'-P	-5.82	1.54	1.61
1	AA	673	G	N7-C5	-5.82	1.35	1.39
1	AA	1151	A	N9-C8	-5.82	1.33	1.37
1	AA	1311	G	N7-C5	-5.82	1.35	1.39
1	AA	1416	G	N1-C2	-5.82	1.33	1.37
1	AA	1467	G	C5-C4	-5.82	1.34	1.38
35	BA	1611	C	C2-O2	-5.82	1.19	1.24

Continued on next page...

Continued from previous page...

Mol	Chain	Res	Type	Atoms	Z	Observed(Å)	Ideal(Å)
35	BA	2035	G	N1-C2	-5.82	1.33	1.37
1	AA	1030(B)	C	N1-C6	5.82	1.40	1.37
35	BA	24	G	C8-N7	-5.82	1.27	1.30
35	BA	262	A	N1-C2	-5.82	1.29	1.34
35	BA	510	C	C4-C5	-5.82	1.38	1.43
35	BA	1656	C	N1-C2	5.82	1.46	1.40
35	BA	1672	C	C4-C5	-5.82	1.38	1.43
35	BA	2199	A	O4'-C1'	-5.82	1.34	1.41
35	BA	2664	G	C6-O6	-5.82	1.19	1.24
35	BA	2710	C	C4-C5	-5.82	1.38	1.43
1	AA	88	A	C6-N6	-5.82	1.29	1.33
1	AA	120	A	C5-C6	-5.82	1.35	1.41
1	AA	1121	U	C4'-C3'	-5.82	1.46	1.52
35	BA	1289	C	C2'-C1'	-5.82	1.47	1.53
1	AA	728	A	C6-N1	5.82	1.39	1.35
1	AA	1086	U	N1-C6	-5.82	1.32	1.38
22	AV	11	A	C6-N1	5.82	1.39	1.35
35	BA	219	G	N3-C4	-5.82	1.31	1.35
35	BA	994	C	C5-C6	5.82	1.39	1.34
35	BA	1096	A	C5-C4	-5.82	1.34	1.38
35	BA	1114	G	C5-C4	-5.82	1.34	1.38
35	BA	1450	G	C5-C4	-5.82	1.34	1.38
35	BA	2157	G	N1-C2	-5.82	1.33	1.37
36	BB	57	A	N9-C4	5.82	1.41	1.37
1	AA	126	G	C6-N1	-5.82	1.35	1.39
1	AA	504	C	N1-C6	-5.82	1.33	1.37
1	AA	951	G	N7-C5	-5.82	1.35	1.39
1	AA	1340	A	C5-C6	-5.82	1.35	1.41
35	BA	896	A	N7-C5	-5.82	1.35	1.39
35	BA	1080	C	C4-C5	-5.82	1.38	1.43
35	BA	1203	G	C6-O6	-5.82	1.19	1.24
35	BA	2720	U	C2-N3	-5.82	1.33	1.37
37	BC	86	GLU	CD-OE1	-5.82	1.19	1.25
35	BA	199	A	C2-N3	-5.81	1.28	1.33
35	BA	1407	C	P-O5'	-5.81	1.53	1.59
1	AA	9	G	N9-C4	-5.81	1.33	1.38
1	AA	1319	A	C2'-C1'	-5.81	1.47	1.53
1	AA	1427	U	C4-O4	-5.81	1.19	1.23
35	BA	956	G	C6-O6	-5.81	1.19	1.24
35	BA	1746	G	N9-C4	-5.81	1.33	1.38
35	BA	2642	G	N9-C4	-5.81	1.33	1.38
35	BA	383	U	C5'-C4'	-5.81	1.44	1.51

Continued on next page...

Continued from previous page...

Mol	Chain	Res	Type	Atoms	Z	Observed(Å)	Ideal(Å)
35	BA	2000	G	C5'-C4'	-5.81	1.44	1.51
1	AA	1073	U	C4'-C3'	-5.81	1.46	1.52
35	BA	497	A	N7-C5	-5.81	1.35	1.39
35	BA	744	G	N7-C5	-5.81	1.35	1.39
35	BA	2860	A	C8-N7	5.81	1.35	1.31
1	AA	448	A	N9-C8	-5.81	1.33	1.37
1	AA	617	G	N1-C2	-5.81	1.33	1.37
1	AA	1377	A	C5-C6	-5.81	1.35	1.41
1	AA	1464	G	N1-C2	-5.81	1.33	1.37
1	AA	1494	G	N9-C8	-5.81	1.33	1.37
35	BA	132	G	N9-C4	-5.81	1.33	1.38
35	BA	701	G	N3-C4	-5.81	1.31	1.35
35	BA	765	G	N3-C4	-5.81	1.31	1.35
35	BA	987	G	C6-O6	-5.81	1.19	1.24
35	BA	1147	C	C2-O2	-5.81	1.19	1.24
35	BA	1361	G	N9-C8	-5.81	1.33	1.37
35	BA	1566	A	N1-C2	-5.81	1.29	1.34
35	BA	2413	G	C8-N7	-5.81	1.27	1.30
35	BA	2818	G	C8-N7	-5.81	1.27	1.30
36	BB	104	U	C2'-C1'	-5.81	1.47	1.53
1	AA	1054	C	C4'-C3'	-5.81	1.46	1.52
35	BA	765	G	C5-C4	-5.81	1.34	1.38
35	BA	2439	A	C2-N3	-5.81	1.28	1.33
1	AA	64	G	P-O5'	-5.80	1.53	1.59
1	AA	366	C	N3-C4	-5.80	1.29	1.33
22	AV	40	C	N1-C6	-5.80	1.33	1.37
35	BA	539	G	N9-C4	-5.80	1.33	1.38
35	BA	894	C	N1-C6	-5.80	1.33	1.37
35	BA	1680	U	C4'-O4'	-5.80	1.38	1.45
35	BA	2438	U	C5-C6	-5.80	1.28	1.34
36	BB	72	G	N9-C4	-5.80	1.33	1.38
1	AA	1491	G	O3'-P	-5.80	1.54	1.61
35	BA	2679	A	C2'-O2'	-5.80	1.34	1.41
1	AA	197	A	C5-C4	-5.80	1.34	1.38
1	AA	1131	G	N3-C4	-5.80	1.31	1.35
35	BA	551	G	C5'-C4'	-5.80	1.44	1.51
35	BA	2037	G	C6-O6	-5.80	1.19	1.24
36	BB	57	A	C2-N3	-5.80	1.28	1.33
1	AA	31	G	N9-C8	5.80	1.42	1.37
1	AA	1379	G	C2-N2	-5.80	1.28	1.34
35	BA	674	G	P-O5'	5.80	1.65	1.59
35	BA	1091	G	C2-N2	-5.80	1.28	1.34

Continued on next page...

Continued from previous page...

Mol	Chain	Res	Type	Atoms	Z	Observed(Å)	Ideal(Å)
35	BA	2342	C	C3'-C2'	-5.80	1.46	1.52
1	AA	129(A)	G	N9-C8	-5.80	1.33	1.37
35	BA	2625	G	C6-O6	-5.80	1.19	1.24
1	AA	226	G	N7-C5	-5.80	1.35	1.39
1	AA	492	G	C3'-C2'	-5.80	1.46	1.52
1	AA	1502	A	C2-N3	-5.80	1.28	1.33
35	BA	316	C	C3'-C2'	-5.80	1.46	1.52
35	BA	1156	A	O3'-P	-5.80	1.54	1.61
35	BA	1206	G	C2'-C1'	-5.80	1.47	1.53
35	BA	1366	A	C2'-C1'	-5.80	1.47	1.53
35	BA	1603	A	C5-C4	-5.80	1.34	1.38
36	BB	81	G	N7-C5	-5.80	1.35	1.39
1	AA	452	A	C6-N6	-5.79	1.29	1.33
1	AA	453	A	C8-N7	-5.79	1.27	1.31
1	AA	729	A	C5-C6	-5.79	1.35	1.41
35	BA	275	G	C2-N3	-5.79	1.28	1.32
35	BA	1535	A	C5-C6	-5.79	1.35	1.41
1	AA	319	G	C6-N1	-5.79	1.35	1.39
1	AA	778	G	C5'-C4'	-5.79	1.44	1.51
1	AA	1175	G	N9-C4	-5.79	1.33	1.38
35	BA	1157	G	C5'-C4'	-5.79	1.44	1.51
35	BA	1624	G	C6-O6	5.79	1.29	1.24
35	BA	1787	A	N3-C4	-5.79	1.31	1.34
35	BA	2252	G	C6-N1	-5.79	1.35	1.39
35	BA	2740	A	P-O5'	-5.79	1.53	1.59
1	AA	887	G	N3-C4	-5.79	1.31	1.35
1	AA	1011	G	N9-C8	-5.79	1.33	1.37
35	BA	664	C	C2-N3	-5.79	1.31	1.35
35	BA	877	U	P-O5'	-5.79	1.53	1.59
35	BA	1200	C	N1-C6	-5.79	1.33	1.37
35	BA	1291	C	C4'-C3'	-5.79	1.46	1.52
35	BA	1781	C	C5-C6	-5.79	1.29	1.34
1	AA	500	G	C8-N7	5.79	1.34	1.30
35	BA	1475	G	N9-C4	-5.79	1.33	1.38
35	BA	2191	G	C8-N7	-5.79	1.27	1.30
35	BA	2698	U	N1-C6	-5.79	1.32	1.38
35	BA	2796	U	N1-C6	-5.79	1.32	1.38
1	AA	800	G	N7-C5	-5.79	1.35	1.39
1	AA	1109	C	N1-C6	-5.79	1.33	1.37
1	AA	1292	U	C2'-C1'	-5.79	1.47	1.53
35	BA	320	A	C2'-C1'	-5.79	1.47	1.53
35	BA	751	A	C6-N1	-5.79	1.31	1.35

Continued on next page...

Continued from previous page...

Mol	Chain	Res	Type	Atoms	Z	Observed(Å)	Ideal(Å)
35	BA	1028	A	N7-C5	-5.79	1.35	1.39
35	BA	2151	G	N7-C5	-5.79	1.35	1.39
1	AA	663	A	C8-N7	-5.78	1.27	1.31
1	AA	837	G	O3'-P	-5.78	1.54	1.61
35	BA	2883	A	N9-C8	-5.78	1.33	1.37
35	BA	271(Y)	U	C2-O2	-5.78	1.17	1.22
1	AA	703	G	N1-C2	-5.78	1.33	1.37
1	AA	764	C	C3'-C2'	-5.78	1.46	1.52
1	AA	1081	G	C8-N7	-5.78	1.27	1.30
22	AV	73	A	N9-C8	-5.78	1.33	1.37
35	BA	927	G	C2-N2	-5.78	1.28	1.34
35	BA	1272	A	C6-N6	-5.78	1.29	1.33
35	BA	1770	G	C2-N3	-5.78	1.28	1.32
35	BA	2327	A	C6-N6	-5.78	1.29	1.33
1	AA	582	U	C4-C5	-5.78	1.38	1.43
35	BA	634	C	C5'-C4'	-5.78	1.44	1.51
35	BA	697	C	C5'-C4'	-5.78	1.44	1.51
35	BA	2156	G	C5-C4	-5.78	1.34	1.38
1	AA	717	C	C4'-C3'	-5.78	1.46	1.52
35	BA	606	U	C2'-O2'	-5.78	1.34	1.41
35	BA	1963	U	C4'-C3'	-5.78	1.46	1.52
35	BA	2001	A	N7-C5	-5.78	1.35	1.39
1	AA	373	A	C6-N6	-5.78	1.29	1.33
1	AA	841	U	C5-C6	-5.78	1.28	1.34
35	BA	849	A	N1-C2	-5.78	1.29	1.34
35	BA	892	G	N9-C4	-5.78	1.33	1.38
35	BA	1073	A	C5-C4	-5.78	1.34	1.38
35	BA	1459	G	N9-C8	5.78	1.41	1.37
35	BA	2021	C	C2-N3	-5.78	1.31	1.35
35	BA	2537	U	C4'-C3'	-5.78	1.46	1.52
35	BA	274	G	C6-O6	-5.77	1.19	1.24
35	BA	780	G	C8-N7	-5.77	1.27	1.30
35	BA	927	G	N3-C4	-5.77	1.31	1.35
35	BA	1034	G	N3-C4	-5.77	1.31	1.35
35	BA	2080	G	N3-C4	-5.77	1.31	1.35
35	BA	2167	U	C3'-C2'	-5.77	1.46	1.52
35	BA	2794	C	N1-C6	5.77	1.40	1.37
1	AA	807	A	N1-C2	-5.77	1.29	1.34
1	AA	901	A	N1-C2	-5.77	1.29	1.34
22	AV	51	C	P-O5'	-5.77	1.53	1.59
35	BA	878	A	N1-C2	-5.77	1.29	1.34
35	BA	2586	C	C4'-C3'	-5.77	1.46	1.52

Continued on next page...

Continued from previous page...

Mol	Chain	Res	Type	Atoms	Z	Observed(Å)	Ideal(Å)
35	BA	2788	C	C4-N4	-5.77	1.28	1.33
35	BA	2859	G	C4'-C3'	-5.77	1.46	1.52
35	BA	413	C	C2-N3	-5.77	1.31	1.35
35	BA	2474	C	C2-O2	5.77	1.29	1.24
1	AA	261	U	N3-C4	-5.77	1.33	1.38
8	AH	37	ARG	NE-CZ	-5.77	1.25	1.33
35	BA	278	A	C6-N6	-5.77	1.29	1.33
1	AA	824	C	C5-C6	-5.77	1.29	1.34
1	AA	1263	C	P-O5'	-5.77	1.53	1.59
35	BA	37	C	C5'-C4'	-5.77	1.44	1.51
35	BA	1234	U	C4-C5	-5.77	1.38	1.43
35	BA	1602	U	C4-C5	-5.77	1.38	1.43
35	BA	1912	A	C8-N7	-5.77	1.27	1.31
1	AA	733	A	N7-C5	-5.77	1.35	1.39
1	AA	855	G	N7-C5	-5.77	1.35	1.39
35	BA	123	G	N7-C5	-5.77	1.35	1.39
35	BA	602	G	N7-C5	-5.77	1.35	1.39
35	BA	873	G	N9-C4	-5.77	1.33	1.38
1	AA	224	C	N3-C4	-5.76	1.29	1.33
1	AA	511	C	C4'-C3'	-5.76	1.46	1.52
35	BA	1002	G	N9-C8	-5.76	1.33	1.37
35	BA	1160	G	C5-C6	-5.76	1.36	1.42
35	BA	1374	G	N9-C8	-5.76	1.33	1.37
35	BA	1524	G	C6-O6	-5.76	1.19	1.24
35	BA	2007	C	P-O5'	-5.76	1.53	1.59
1	AA	946	A	N9-C4	5.76	1.41	1.37
1	AA	1264	C	C2'-O2'	-5.76	1.34	1.41
35	BA	941	A	C5-C4	5.76	1.42	1.38
36	BB	28	C	C4-N4	5.76	1.39	1.33
1	AA	14	U	N1-C6	-5.76	1.32	1.38
1	AA	329	A	N3-C4	-5.76	1.31	1.34
1	AA	1400	C	C2-N3	-5.76	1.31	1.35
35	BA	1656	C	C2-O2	-5.76	1.19	1.24
35	BA	2533	A	N3-C4	-5.76	1.31	1.34
1	AA	892	A	C5'-C4'	-5.76	1.44	1.51
1	AA	1047	G	N7-C5	-5.76	1.35	1.39
1	AA	1473	A	C6-N1	-5.76	1.31	1.35
35	BA	317	G	N7-C5	-5.76	1.35	1.39
35	BA	411	G	C5-C6	-5.76	1.36	1.42
35	BA	752	A	N7-C5	-5.76	1.35	1.39
35	BA	893	C	N1-C6	-5.76	1.33	1.37
35	BA	1562	A	C2'-C1'	-5.76	1.47	1.53

Continued on next page...

Continued from previous page...

Mol	Chain	Res	Type	Atoms	Z	Observed(Å)	Ideal(Å)
35	BA	1815	A	N7-C5	-5.76	1.35	1.39
35	BA	1914	C	C2'-C1'	-5.76	1.47	1.53
35	BA	1973	G	N7-C5	-5.76	1.35	1.39
35	BA	2265	U	N3-C4	-5.76	1.33	1.38
35	BA	2347	C	N3-C4	-5.76	1.29	1.33
1	AA	154	C	C4'-C3'	-5.76	1.46	1.52
1	AA	821	G	C5-C4	-5.76	1.34	1.38
1	AA	1341	U	C3'-C2'	-5.76	1.46	1.52
35	BA	2147	G	C5-C4	-5.76	1.34	1.38
35	BA	2168	G	C4'-C3'	-5.76	1.46	1.52
35	BA	2557	G	N3-C4	-5.76	1.31	1.35
1	AA	580	U	C2-N3	5.76	1.41	1.37
35	BA	734	A	C5-C4	-5.75	1.34	1.38
1	AA	286	G	C2-N3	-5.75	1.28	1.32
1	AA	408	A	N9-C8	-5.75	1.33	1.37
35	BA	188	G	N1-C2	-5.75	1.33	1.37
35	BA	654(B)	C	C4-N4	-5.75	1.28	1.33
35	BA	659	C	C4-N4	-5.75	1.28	1.33
35	BA	2868	A	C2'-O2'	-5.75	1.34	1.41
35	BA	2062	A	C8-N7	-5.75	1.27	1.31
35	BA	2134	A	C8-N7	-5.75	1.27	1.31
35	BA	2411	A	C5-C6	-5.75	1.35	1.41
1	AA	913	A	C4'-O4'	-5.75	1.38	1.45
1	AA	1357	A	C6-N1	-5.75	1.31	1.35
35	BA	293	U	C4'-C3'	-5.75	1.46	1.52
35	BA	1259	G	O3'-P	5.75	1.68	1.61
35	BA	1445(A)	C	C4'-C3'	-5.75	1.46	1.52
35	BA	1960	A	C6-N1	-5.75	1.31	1.35
35	BA	802	A	N9-C8	-5.75	1.33	1.37
35	BA	1675	C	C4-C5	-5.75	1.38	1.43
35	BA	1813	G	C6-O6	-5.75	1.19	1.24
35	BA	2614	A	C5-C6	-5.75	1.35	1.41
35	BA	2823	A	N1-C2	-5.75	1.29	1.34
35	BA	2236	C	P-O5'	-5.75	1.54	1.59
1	AA	1071	C	C4-C5	-5.74	1.38	1.43
22	AV	17(A)	U	C5-C6	-5.74	1.28	1.34
22	AV	47	U	C4-C5	-5.74	1.38	1.43
35	BA	337	C	C5'-C4'	-5.74	1.44	1.51
35	BA	1492	G	N9-C8	-5.74	1.33	1.37
35	BA	1579	A	C5'-C4'	-5.74	1.44	1.51
1	AA	423	G	N7-C5	-5.74	1.35	1.39
1	AA	627	G	N3-C4	-5.74	1.31	1.35

Continued on next page...

Continued from previous page...

Mol	Chain	Res	Type	Atoms	Z	Observed(Å)	Ideal(Å)
35	BA	362	U	N1-C6	5.74	1.43	1.38
35	BA	928	G	N3-C4	-5.74	1.31	1.35
35	BA	2218	U	C2'-O2'	-5.74	1.34	1.41
35	BA	2812	G	C2-N3	-5.74	1.28	1.32
1	AA	934	C	N1-C6	-5.74	1.33	1.37
1	AA	983	A	C6-N6	-5.74	1.29	1.33
1	AA	988	G	C4'-C3'	-5.74	1.46	1.52
1	AA	1064	G	C4'-C3'	-5.74	1.46	1.52
1	AA	71	C	N3-C4	-5.74	1.29	1.33
1	AA	396	G	C5-C6	-5.74	1.36	1.42
1	AA	1038	C	C4-N4	-5.74	1.28	1.33
35	BA	47	C	C5-C6	-5.74	1.29	1.34
35	BA	509	C	C5-C6	-5.74	1.29	1.34
35	BA	658	C	N3-C4	-5.74	1.29	1.33
35	BA	986	C	C5-C6	-5.74	1.29	1.34
35	BA	1403	C	N3-C4	-5.74	1.29	1.33
35	BA	1955	U	N3-C4	-5.74	1.33	1.38
1	AA	156	G	C5-C4	-5.74	1.34	1.38
35	BA	1353	A	N3-C4	-5.74	1.31	1.34
35	BA	1810	A	N3-C4	-5.74	1.31	1.34
35	BA	2032	G	C6-O6	-5.74	1.19	1.24
35	BA	2407	G	C6-O6	-5.74	1.19	1.24
35	BA	2729	G	C6-O6	-5.74	1.19	1.24
1	AA	282	A	C8-N7	5.74	1.35	1.31
1	AA	490	G	C8-N7	-5.74	1.27	1.30
1	AA	1065	U	C5-C6	-5.74	1.28	1.34
35	BA	30	G	N7-C5	-5.74	1.35	1.39
35	BA	73	A	C6-N6	-5.74	1.29	1.33
35	BA	124	G	C6-N1	-5.74	1.35	1.39
35	BA	353	G	N3-C4	-5.74	1.31	1.35
35	BA	824	A	C2'-C1'	-5.74	1.47	1.53
35	BA	873	G	C8-N7	-5.74	1.27	1.30
35	BA	1347	G	C5-C6	-5.74	1.36	1.42
35	BA	1771	C	N1-C6	-5.74	1.33	1.37
35	BA	979	G	N1-C2	5.73	1.42	1.37
35	BA	2766	G	N1-C2	5.73	1.42	1.37
1	AA	553	A	C4'-O4'	-5.73	1.38	1.45
1	AA	1098	C	C5-C6	-5.73	1.29	1.34
35	BA	225	A	C6-N6	-5.73	1.29	1.33
35	BA	408	G	O3'-P	-5.73	1.54	1.61
35	BA	766	C	C5-C6	-5.73	1.29	1.34
35	BA	777	A	N1-C2	-5.73	1.29	1.34

Continued on next page...

Continued from previous page...

Mol	Chain	Res	Type	Atoms	Z	Observed(Å)	Ideal(Å)
35	BA	858	U	C2'-C1'	-5.73	1.47	1.53
35	BA	1290	C	C5-C6	-5.73	1.29	1.34
35	BA	1392	A	N1-C2	-5.73	1.29	1.34
35	BA	2018	G	N9-C4	-5.73	1.33	1.38
35	BA	2363	C	C2-O2	-5.73	1.19	1.24
35	BA	2432	A	N1-C2	-5.73	1.29	1.34
35	BA	2741	A	N1-C2	-5.73	1.29	1.34
45	BN	78	TYR	CE2-CZ	-5.73	1.31	1.38
1	AA	310	G	C5-C4	-5.73	1.34	1.38
35	BA	805	G	C5-C6	-5.73	1.36	1.42
35	BA	921	G	C6-N1	-5.73	1.35	1.39
1	AA	1146	A	N9-C4	-5.73	1.34	1.37
1	AA	1247	U	C4-O4	-5.73	1.19	1.23
35	BA	1006	C	C2'-C1'	-5.73	1.47	1.53
35	BA	1468	C	C4-C5	-5.73	1.38	1.43
35	BA	1764	G	C2'-C1'	-5.73	1.47	1.53
1	AA	1271	G	C8-N7	-5.73	1.27	1.30
1	AA	1347	G	N9-C8	-5.73	1.33	1.37
35	BA	62	C	C2-O2	-5.73	1.19	1.24
35	BA	194	G	C4'-O4'	-5.73	1.38	1.45
35	BA	654(C)	G	N1-C2	-5.73	1.33	1.37
35	BA	848	G	C8-N7	-5.73	1.27	1.30
35	BA	1044	G	C8-N7	-5.73	1.27	1.30
35	BA	1320	C	C5'-C4'	-5.73	1.44	1.51
35	BA	1883	G	C4'-C3'	-5.73	1.46	1.52
35	BA	2379	G	C6-O6	-5.73	1.19	1.24
35	BA	2748	A	N9-C8	-5.73	1.33	1.37
35	BA	2799	C	C4'-C3'	-5.73	1.46	1.52
45	BN	10	GLU	CD-OE2	-5.73	1.19	1.25
1	AA	487	A	C6-N1	-5.73	1.31	1.35
35	BA	1501	C	P-O5'	-5.73	1.54	1.59
35	BA	1685	C	N1-C2	-5.73	1.34	1.40
1	AA	801	U	C5'-C4'	-5.72	1.44	1.51
35	BA	286	C	C2-O2	-5.72	1.19	1.24
35	BA	1745(A)	C	C4-C5	-5.72	1.38	1.43
35	BA	2056	G	C6-N1	-5.72	1.35	1.39
35	BA	2648	C	C2-O2	-5.72	1.19	1.24
1	AA	136	C	P-O5'	-5.72	1.54	1.59
1	AA	453	A	P-O5'	-5.72	1.54	1.59
35	BA	977	G	C8-N7	-5.72	1.27	1.30
35	BA	1626	G	N7-C5	-5.72	1.35	1.39
35	BA	2141	G	N7-C5	-5.72	1.35	1.39

Continued on next page...

Continued from previous page...

Mol	Chain	Res	Type	Atoms	Z	Observed(Å)	Ideal(Å)
35	BA	2627	G	C2-N2	-5.72	1.28	1.34
35	BA	2817	G	C6-O6	-5.72	1.19	1.24
1	AA	800	G	C5-C4	-5.72	1.34	1.38
35	BA	1819	A	C5-C6	-5.72	1.35	1.41
1	AA	191	G	N9-C8	5.72	1.41	1.37
1	AA	484	G	C5-C6	-5.72	1.36	1.42
1	AA	1228	C	C2'-C1'	-5.72	1.47	1.53
21	AU	14	TRP	NE1-CE2	-5.72	1.30	1.37
35	BA	309	G	C5-C6	-5.72	1.36	1.42
1	AA	1499	A	N3-C4	-5.72	1.31	1.34
1	AA	104	G	N7-C5	-5.72	1.35	1.39
1	AA	708	C	N3-C4	-5.72	1.29	1.33
35	BA	83	G	C5-C4	5.72	1.42	1.38
35	BA	294	A	N7-C5	-5.72	1.35	1.39
35	BA	1741	A	N1-C2	-5.72	1.29	1.34
35	BA	2561	A	C5-C4	-5.72	1.34	1.38
1	AA	275	G	N7-C5	5.71	1.42	1.39
1	AA	565	U	C2-N3	-5.71	1.33	1.37
1	AA	668	G	N9-C4	-5.71	1.33	1.38
1	AA	671	G	C3'-C2'	-5.71	1.46	1.52
35	BA	647	G	N1-C2	-5.71	1.33	1.37
35	BA	1439	A	C2'-C1'	-5.71	1.47	1.53
35	BA	1524	G	N3-C4	-5.71	1.31	1.35
35	BA	1772	G	N3-C4	-5.71	1.31	1.35
35	BA	2192	G	C3'-C2'	-5.71	1.46	1.52
35	BA	2257	U	C3'-C2'	-5.71	1.46	1.52
35	BA	2371	G	C2-N2	-5.71	1.28	1.34
1	AA	695	A	C4'-O4'	-5.71	1.38	1.45
35	BA	968	G	P-O5'	-5.71	1.54	1.59
1	AA	773	G	N7-C5	-5.71	1.35	1.39
1	AA	1334	G	N7-C5	-5.71	1.35	1.39
1	AA	1423	G	N9-C8	-5.71	1.33	1.37
35	BA	1452	A	C5-C4	-5.71	1.34	1.38
35	BA	1479	G	C2-N3	-5.71	1.28	1.32
35	BA	1669	A	N7-C5	-5.71	1.35	1.39
35	BA	2162	G	N7-C5	-5.71	1.35	1.39
35	BA	2813	A	C5-C4	-5.71	1.34	1.38
1	AA	711	G	C5-C4	-5.71	1.34	1.38
1	AA	1069	C	N1-C6	-5.71	1.33	1.37
35	BA	435	C	N3-C4	-5.71	1.29	1.33
35	BA	731	C	N1-C6	-5.71	1.33	1.37
35	BA	940	G	C5-C4	-5.71	1.34	1.38

Continued on next page...

Continued from previous page...

Mol	Chain	Res	Type	Atoms	Z	Observed(Å)	Ideal(Å)
35	BA	1156	A	N9-C4	-5.71	1.34	1.37
35	BA	1342	A	N9-C4	-5.71	1.34	1.37
35	BA	2083	G	C2'-C1'	-5.71	1.47	1.53
35	BA	2720	U	C4'-O4'	-5.71	1.38	1.45
36	BB	11	C	N3-C4	-5.71	1.29	1.33
1	AA	829	G	C6-N1	-5.71	1.35	1.39
35	BA	531	C	C2-N3	-5.71	1.31	1.35
35	BA	714	U	C4-O4	-5.71	1.19	1.23
35	BA	1114	G	N1-C2	5.71	1.42	1.37
35	BA	1831	G	C8-N7	5.71	1.34	1.30
35	BA	1464	C	C4-C5	-5.71	1.38	1.43
35	BA	1878	G	C2-N2	-5.71	1.28	1.34
1	AA	38	G	C5-C4	-5.71	1.34	1.38
1	AA	513	C	N3-C4	-5.71	1.29	1.33
1	AA	642	A	C3'-C2'	-5.71	1.46	1.52
1	AA	876	G	O4'-C1'	-5.71	1.34	1.41
1	AA	1521	G	C5-C4	-5.71	1.34	1.38
35	BA	2625	G	C5-C6	-5.71	1.36	1.42
35	BA	55	G	P-O5'	-5.70	1.54	1.59
35	BA	1299	G	C6-O6	5.70	1.29	1.24
35	BA	1492	G	C6-N1	-5.70	1.35	1.39
35	BA	2669	G	C6-N1	-5.70	1.35	1.39
36	BB	97	G	N1-C2	-5.70	1.33	1.37
1	AA	485	G	C8-N7	-5.70	1.27	1.30
1	AA	372	C	C2-N3	5.70	1.40	1.35
1	AA	1256	A	C5-C6	-5.70	1.35	1.41
35	BA	290	G	C4'-C3'	-5.70	1.46	1.52
35	BA	1625	C	C2-N3	-5.70	1.31	1.35
1	AA	744	C	C5'-C4'	-5.70	1.44	1.51
1	AA	756	C	N3-C4	-5.70	1.29	1.33
1	AA	1294	G	N3-C4	-5.70	1.31	1.35
1	AA	1468	A	N3-C4	-5.70	1.31	1.34
35	BA	331	A	C6-N1	-5.70	1.31	1.35
35	BA	435	C	C5-C6	-5.70	1.29	1.34
35	BA	958	U	C2'-C1'	-5.70	1.47	1.53
35	BA	1908	C	C5-C6	-5.70	1.29	1.34
35	BA	135	G	P-O5'	-5.70	1.54	1.59
35	BA	2482	G	P-O5'	-5.70	1.54	1.59
1	AA	379	C	C2-N3	-5.70	1.31	1.35
1	AA	605	U	N1-C6	-5.70	1.32	1.38
1	AA	617	G	C6-N1	5.70	1.43	1.39
1	AA	625	G	C8-N7	-5.70	1.27	1.30

Continued on next page...

Continued from previous page...

Mol	Chain	Res	Type	Atoms	Z	Observed(Å)	Ideal(Å)
1	AA	642	A	C4'-C3'	-5.70	1.46	1.52
1	AA	714	G	N1-C2	-5.70	1.33	1.37
1	AA	1179	A	C2'-C1'	-5.70	1.47	1.53
35	BA	124	G	C3'-C2'	-5.70	1.46	1.52
35	BA	491	G	C8-N7	-5.70	1.27	1.30
35	BA	804	A	C5-C6	-5.70	1.35	1.41
35	BA	1192	G	C4'-C3'	-5.70	1.46	1.52
35	BA	1475	G	C4'-C3'	-5.70	1.46	1.52
35	BA	1564	C	C2-N3	-5.70	1.31	1.35
35	BA	2446	G	N1-C2	-5.70	1.33	1.37
35	BA	2760	C	N1-C2	-5.70	1.34	1.40
1	AA	538	G	C5-C4	-5.69	1.34	1.38
35	BA	1142(A)	A	C8-N7	-5.69	1.27	1.31
35	BA	2498	C	N3-C4	-5.69	1.29	1.33
35	BA	2730	C	C5-C6	-5.69	1.29	1.34
1	AA	254	G	C6-N1	-5.69	1.35	1.39
1	AA	305	G	N7-C5	-5.69	1.35	1.39
1	AA	1285	A	N3-C4	-5.69	1.31	1.34
1	AA	1368	G	N7-C5	-5.69	1.35	1.39
1	AA	1382	C	C4-C5	-5.69	1.38	1.43
35	BA	1432	C	C4-C5	-5.69	1.38	1.43
35	BA	1587	A	N7-C5	-5.69	1.35	1.39
35	BA	1968	G	N7-C5	-5.69	1.35	1.39
35	BA	2790	A	N9-C4	5.69	1.41	1.37
35	BA	323	G	C5-C6	-5.69	1.36	1.42
35	BA	722	A	C5-C4	-5.69	1.34	1.38
35	BA	1079	C	C4-N4	-5.69	1.28	1.33
35	BA	2362	G	N9-C4	-5.69	1.33	1.38
1	AA	1362	C	C4-C5	5.69	1.47	1.43
22	AV	17	C	C5'-C4'	-5.69	1.44	1.51
35	BA	1768	U	C5'-C4'	-5.69	1.44	1.51
35	BA	2303	G	C5-C4	-5.69	1.34	1.38
1	AA	619	U	C2-N3	-5.69	1.33	1.37
1	AA	1159	U	P-OP1	-5.69	1.39	1.49
35	BA	142(A)	C	N3-C4	5.69	1.38	1.33
35	BA	171	G	N3-C4	-5.69	1.31	1.35
35	BA	821	A	C6-N6	5.69	1.38	1.33
35	BA	2053	G	P-O5'	-5.69	1.54	1.59
35	BA	476	G	C4'-C3'	-5.69	1.46	1.52
35	BA	918	A	N7-C5	-5.69	1.35	1.39
35	BA	1765	C	C2-O2	-5.69	1.19	1.24
35	BA	2787	C	C4'-C3'	-5.69	1.46	1.52

Continued on next page...

Continued from previous page...

Mol	Chain	Res	Type	Atoms	Z	Observed(Å)	Ideal(Å)
1	AA	329	A	C5-C4	-5.68	1.34	1.38
35	BA	667	U	N3-C4	-5.68	1.33	1.38
35	BA	1384	A	N9-C4	-5.68	1.34	1.37
35	BA	1672	C	C2-N3	-5.68	1.31	1.35
35	BA	1983	C	N1-C6	-5.68	1.33	1.37
35	BA	2577	A	C5-C6	-5.68	1.35	1.41
1	AA	1358	U	N1-C2	-5.68	1.33	1.38
35	BA	593	G	C4'-C3'	-5.68	1.46	1.52
1	AA	718	G	N9-C4	-5.68	1.33	1.38
35	BA	670	A	N7-C5	-5.68	1.35	1.39
35	BA	847	U	C4-C5	-5.68	1.38	1.43
35	BA	1749	A	N7-C5	-5.68	1.35	1.39
35	BA	2665	A	C5-C6	-5.68	1.35	1.41
35	BA	2779	U	C4-C5	-5.68	1.38	1.43
35	BA	2853	C	C4-C5	-5.68	1.38	1.43
1	AA	1265	G	N9-C4	5.68	1.42	1.38
35	BA	1192	G	C2-N3	-5.68	1.28	1.32
35	BA	1549	C	C4-N4	-5.68	1.28	1.33
1	AA	227	G	N1-C2	-5.68	1.33	1.37
1	AA	1280	A	N9-C8	-5.68	1.33	1.37
1	AA	1475	G	N1-C2	-5.68	1.33	1.37
35	BA	1250	G	P-O5'	-5.68	1.54	1.59
35	BA	2057	A	C3'-C2'	-5.68	1.46	1.52
35	BA	2094	G	P-O5'	-5.68	1.54	1.59
35	BA	2526	G	N1-C2	-5.68	1.33	1.37
35	BA	2718	G	C5-C6	-5.68	1.36	1.42
1	AA	796	C	P-O5'	-5.67	1.54	1.59
1	AA	1361	G	C5'-C4'	-5.67	1.44	1.51
35	BA	363	G	P-O5'	-5.67	1.54	1.59
35	BA	462	C	C5-C6	-5.67	1.29	1.34
35	BA	1129	A	N9-C4	5.67	1.41	1.37
35	BA	2829	C	P-O5'	-5.67	1.54	1.59
22	AV	64	G	C4'-C3'	-5.67	1.46	1.52
35	BA	355	G	C5-C4	-5.67	1.34	1.38
35	BA	1541	G	C2'-C1'	-5.67	1.47	1.53
35	BA	2376	A	N3-C4	-5.67	1.31	1.34
1	AA	764	C	N1-C6	-5.67	1.33	1.37
1	AA	1041	A	C6-N1	-5.67	1.31	1.35
1	AA	1473	A	C8-N7	-5.67	1.27	1.31
22	AV	54	U	C5-C6	-5.67	1.29	1.34
35	BA	20	C	C2-N3	-5.67	1.31	1.35
35	BA	823	G	C5-C6	-5.67	1.36	1.42

Continued on next page...

Continued from previous page...

Mol	Chain	Res	Type	Atoms	Z	Observed(Å)	Ideal(Å)
35	BA	1380	G	N1-C2	-5.67	1.33	1.37
35	BA	1627	G	C6-N1	-5.67	1.35	1.39
35	BA	1693	U	C2-N3	-5.67	1.33	1.37
35	BA	1886	C	C2-N3	-5.67	1.31	1.35
35	BA	1961	C	N3-C4	-5.67	1.29	1.33
35	BA	2063	C	C2-N3	-5.67	1.31	1.35
35	BA	2244	U	C5-C6	-5.67	1.29	1.34
35	BA	2385	C	N1-C6	-5.67	1.33	1.37
35	BA	2670	A	C6-N1	-5.67	1.31	1.35
36	BB	79	C	C3'-C2'	-5.67	1.46	1.52
35	BA	594	U	N1-C6	-5.67	1.32	1.38
1	AA	755	G	N7-C5	-5.67	1.35	1.39
1	AA	902	G	C8-N7	-5.67	1.27	1.30
1	AA	1176	A	C5-C4	-5.67	1.34	1.38
1	AA	1185	G	N7-C5	-5.67	1.35	1.39
35	BA	785	G	C4'-C3'	-5.67	1.46	1.52
35	BA	1168	G	N9-C8	5.67	1.41	1.37
35	BA	1527	G	N7-C5	-5.67	1.35	1.39
35	BA	2379	G	N7-C5	-5.67	1.35	1.39
1	AA	881	G	C6-N1	-5.67	1.35	1.39
1	AA	921	U	P-O5'	-5.67	1.54	1.59
35	BA	1543	C	N1-C6	-5.67	1.33	1.37
35	BA	1850	G	C6-O6	-5.67	1.19	1.24
35	BA	2828	C	N3-C4	-5.67	1.29	1.33
36	BB	98	G	C6-O6	-5.67	1.19	1.24
1	AA	1323	G	N3-C4	-5.67	1.31	1.35
1	AA	6	G	N9-C8	-5.66	1.33	1.37
1	AA	527	G	C8-N7	-5.66	1.27	1.30
1	AA	873	A	C6-N6	-5.66	1.29	1.33
35	BA	241	A	P-O5'	-5.66	1.54	1.59
35	BA	1689	A	N1-C2	-5.66	1.29	1.34
35	BA	2518	A	C5'-C4'	5.66	1.58	1.51
35	BA	2665	A	C5-C4	-5.66	1.34	1.38
35	BA	2677	G	N9-C8	-5.66	1.33	1.37
35	BA	2736	G	C8-N7	-5.66	1.27	1.30
1	AA	514	C	C3'-C2'	-5.66	1.46	1.52
1	AA	1430	C	C2-N3	-5.66	1.31	1.35
35	BA	36	G	C5-C4	-5.66	1.34	1.38
35	BA	526	A	C2-N3	-5.66	1.28	1.33
35	BA	1268	A	C2-N3	-5.66	1.28	1.33
35	BA	2247	A	C2-N3	-5.66	1.28	1.33
1	AA	1306	A	N9-C4	-5.66	1.34	1.37

Continued on next page...

Continued from previous page...

Mol	Chain	Res	Type	Atoms	Z	Observed(Å)	Ideal(Å)
35	BA	432	A	C8-N7	-5.66	1.27	1.31
35	BA	592	G	C2'-C1'	-5.66	1.47	1.53
35	BA	951	C	N1-C6	-5.66	1.33	1.37
35	BA	1107	G	N7-C5	-5.66	1.35	1.39
35	BA	1279	G	N7-C5	-5.66	1.35	1.39
35	BA	1508	A	N7-C5	-5.66	1.35	1.39
35	BA	2145	C	N1-C6	-5.66	1.33	1.37
35	BA	2414	G	N3-C4	-5.66	1.31	1.35
1	AA	216	G	N1-C2	5.66	1.42	1.37
35	BA	726	G	N9-C8	-5.66	1.33	1.37
35	BA	1621	U	C4-C5	-5.66	1.38	1.43
35	BA	2601	C	C3'-C2'	-5.66	1.46	1.52
38	BD	86	PRO	N-CD	-5.66	1.40	1.47
35	BA	2464	C	C2-N3	-5.66	1.31	1.35
35	BA	1086	A	C6-N1	-5.66	1.31	1.35
35	BA	1338	G	C4'-C3'	-5.66	1.46	1.52
35	BA	2441	C	N3-C4	-5.66	1.29	1.33
1	AA	404	U	C2-O2	-5.65	1.17	1.22
1	AA	619	U	C5-C6	-5.65	1.29	1.34
36	BB	48	A	N9-C4	-5.65	1.34	1.37
1	AA	1444	C	C4-N4	-5.65	1.28	1.33
35	BA	848	G	N1-C2	-5.65	1.33	1.37
35	BA	2022	U	N3-C4	-5.65	1.33	1.38
35	BA	2374	C	C5'-C4'	-5.65	1.44	1.51
35	BA	2399	G	N9-C4	-5.65	1.33	1.38
35	BA	2561	A	N9-C8	-5.65	1.33	1.37
1	AA	360	A	N1-C2	-5.65	1.29	1.34
1	AA	454	C	C5-C6	-5.65	1.29	1.34
1	AA	475	G	N7-C5	5.65	1.42	1.39
24	AY	297	GLU	CD-OE1	5.65	1.31	1.25
35	BA	177	G	C5-C4	-5.65	1.34	1.38
35	BA	272(B)	G	C5-C4	-5.65	1.34	1.38
35	BA	737	C	C5-C6	-5.65	1.29	1.34
35	BA	2049	G	C5-C4	-5.65	1.34	1.38
35	BA	2106	G	C8-N7	-5.65	1.27	1.30
35	BA	2685	G	N7-C5	5.65	1.42	1.39
35	BA	2756	U	C2-N3	5.65	1.41	1.37
1	AA	252	U	N1-C6	-5.65	1.32	1.38
1	AA	258	G	N3-C4	-5.65	1.31	1.35
1	AA	127	G	N9-C4	-5.65	1.33	1.38
1	AA	938	A	C5-C6	-5.65	1.35	1.41
35	BA	731	C	P-O5'	-5.65	1.54	1.59

Continued on next page...

Continued from previous page...

Mol	Chain	Res	Type	Atoms	Z	Observed(Å)	Ideal(Å)
35	BA	1048	A	N1-C2	-5.65	1.29	1.34
35	BA	1173	G	N9-C4	-5.65	1.33	1.38
35	BA	1632	A	N3-C4	-5.65	1.31	1.34
35	BA	2562	U	C4-C5	-5.65	1.38	1.43
35	BA	2842	G	N9-C4	-5.65	1.33	1.38
35	BA	801	G	C6-N1	-5.65	1.35	1.39
35	BA	1772	G	C4'-O4'	-5.65	1.38	1.45
36	BB	75	G	C2-N3	-5.64	1.28	1.32
1	AA	29	G	C8-N7	-5.64	1.27	1.30
1	AA	31	G	N1-C2	-5.64	1.33	1.37
1	AA	487	A	C4'-C3'	-5.64	1.47	1.52
1	AA	1394	A	N9-C4	-5.64	1.34	1.37
27	B2	20	GLU	CG-CD	-5.64	1.43	1.51
35	BA	398	G	N7-C5	-5.64	1.35	1.39
35	BA	654(D)	G	C8-N7	-5.64	1.27	1.30
35	BA	739	G	C5-C6	-5.64	1.36	1.42
35	BA	918	A	C5-C4	-5.64	1.34	1.38
35	BA	1089	G	C8-N7	-5.64	1.27	1.30
35	BA	1131	G	N3-C4	-5.64	1.31	1.35
35	BA	1254	A	N1-C2	-5.64	1.29	1.34
35	BA	1381	G	N3-C4	-5.64	1.31	1.35
35	BA	1534	U	C4-C5	-5.64	1.38	1.43
35	BA	1606	G	N3-C4	-5.64	1.31	1.35
35	BA	2396	G	C4'-C3'	-5.64	1.47	1.52
35	BA	2682	U	O3'-P	-5.64	1.54	1.61
1	AA	363	A	N3-C4	-5.64	1.31	1.34
1	AA	1098	C	N1-C6	-5.64	1.33	1.37
35	BA	1204	A	N3-C4	-5.64	1.31	1.34
35	BA	1207	C	P-O5'	-5.64	1.54	1.59
35	BA	2721	A	C2-N3	-5.64	1.28	1.33
1	AA	1229	A	C3'-C2'	-5.64	1.46	1.52
35	BA	1280	G	C2-N2	-5.64	1.28	1.34
35	BA	1471	A	C6-N1	-5.64	1.31	1.35
35	BA	2323	G	C2-N2	-5.64	1.28	1.34
35	BA	2334	G	C2-N2	-5.64	1.28	1.34
35	BA	2830	G	C6-N1	-5.64	1.35	1.39
35	BA	2811	G	N1-C2	-5.64	1.33	1.37
1	AA	189(J)	G	C2'-C1'	-5.64	1.47	1.53
1	AA	1376	U	C4'-O4'	-5.64	1.38	1.45
22	AV	14	A	N9-C8	5.64	1.42	1.37
35	BA	15	G	N3-C4	5.64	1.39	1.35
35	BA	52	A	N7-C5	-5.64	1.35	1.39

Continued on next page...

Continued from previous page...

Mol	Chain	Res	Type	Atoms	Z	Observed(Å)	Ideal(Å)
35	BA	438	G	N9-C8	-5.64	1.33	1.37
35	BA	553	G	C3'-C2'	-5.64	1.46	1.52
35	BA	795	C	C5-C6	-5.64	1.29	1.34
35	BA	961	C	N1-C2	-5.64	1.34	1.40
35	BA	2149	G	N9-C8	-5.64	1.33	1.37
35	BA	2273	A	N9-C4	-5.64	1.34	1.37
1	AA	21	G	C2-N3	-5.63	1.28	1.32
35	BA	146	G	O4'-C1'	5.63	1.49	1.41
35	BA	739	G	C6-O6	-5.63	1.19	1.24
35	BA	1216	G	P-O5'	-5.63	1.54	1.59
35	BA	1845	G	C2-N3	-5.63	1.28	1.32
1	AA	703	G	N3-C4	-5.63	1.31	1.35
35	BA	269	U	C2-N3	-5.63	1.33	1.37
35	BA	1997	G	N1-C2	5.63	1.42	1.37
35	BA	2505	G	C2'-C1'	-5.63	1.47	1.53
1	AA	120	A	C8-N7	-5.63	1.27	1.31
1	AA	151	A	C8-N7	-5.63	1.27	1.31
1	AA	612	C	P-O5'	-5.63	1.54	1.59
1	AA	794	A	C8-N7	-5.63	1.27	1.31
1	AA	814	A	C4'-C3'	-5.63	1.47	1.52
1	AA	1318	A	C8-N7	-5.63	1.27	1.31
35	BA	1624	G	N7-C5	-5.63	1.35	1.39
35	BA	2032	G	C2-N2	-5.63	1.28	1.34
1	AA	774	G	C5-C4	-5.63	1.34	1.38
1	AA	587	G	C2-N3	-5.63	1.28	1.32
1	AA	1401	G	C5-C6	-5.63	1.36	1.42
1	AA	1460	A	C2-N3	-5.63	1.28	1.33
22	AV	38	A	C4'-C3'	-5.63	1.47	1.52
35	BA	363(A)	A	N9-C4	-5.63	1.34	1.37
35	BA	506	G	C2-N2	-5.63	1.28	1.34
35	BA	1790	C	C2-N3	-5.63	1.31	1.35
35	BA	2473	U	C4'-C3'	-5.63	1.47	1.52
35	BA	2746	U	C2-N3	-5.63	1.33	1.37
1	AA	97	G	N3-C4	-5.63	1.31	1.35
1	AA	790	A	C5-C6	-5.63	1.35	1.41
35	BA	466	A	C5-C4	-5.63	1.34	1.38
35	BA	607	U	N3-C4	-5.63	1.33	1.38
35	BA	2503	A	O3'-P	-5.63	1.54	1.61
35	BA	2744	G	C5'-C4'	-5.63	1.44	1.51
1	AA	616	G	N7-C5	-5.62	1.35	1.39
1	AA	989	C	N1-C6	5.62	1.40	1.37
35	BA	1466	G	C5-C4	-5.62	1.34	1.38

Continued on next page...

Continued from previous page...

Mol	Chain	Res	Type	Atoms	Z	Observed(Å)	Ideal(Å)
35	BA	1836	C	C3'-C2'	-5.62	1.46	1.52
35	BA	2495	G	N9-C4	-5.62	1.33	1.38
35	BA	2894	G	N7-C5	-5.62	1.35	1.39
1	AA	629	G	C6-N1	-5.62	1.35	1.39
1	AA	665	A	C2-N3	-5.62	1.28	1.33
1	AA	1240	U	C2-N3	-5.62	1.33	1.37
35	BA	330	A	C2-N3	-5.62	1.28	1.33
35	BA	1332	G	C6-O6	-5.62	1.19	1.24
35	BA	1801	G	C8-N7	-5.62	1.27	1.30
35	BA	1948	G	N1-C2	-5.62	1.33	1.37
35	BA	2436	G	C6-N1	-5.62	1.35	1.39
35	BA	2621	A	C6-N1	-5.62	1.31	1.35
35	BA	2707	G	C2-N2	-5.62	1.28	1.34
35	BA	396	G	N3-C4	-5.62	1.31	1.35
35	BA	1865	G	N9-C8	-5.62	1.33	1.37
22	AV	42	G	C2-N2	-5.62	1.28	1.34
1	AA	447	G	P-O5'	-5.62	1.54	1.59
35	BA	204	A	N3-C4	5.62	1.38	1.34
35	BA	435	C	N1-C2	-5.62	1.34	1.40
35	BA	1017	G	P-O5'	-5.62	1.54	1.59
35	BA	1320	C	O4'-C1'	-5.62	1.34	1.41
35	BA	1722	A	N7-C5	-5.62	1.35	1.39
35	BA	1964	G	N7-C5	-5.62	1.35	1.39
35	BA	2346	A	N7-C5	-5.62	1.35	1.39
38	BD	245	PRO	N-CD	-5.62	1.40	1.47
35	BA	22	C	C4-N4	-5.62	1.28	1.33
35	BA	98	G	C8-N7	-5.62	1.27	1.30
35	BA	190	A	N1-C2	-5.62	1.29	1.34
35	BA	1610	A	C6-N1	-5.62	1.31	1.35
35	BA	2882	A	C6-N1	-5.62	1.31	1.35
1	AA	250	A	N9-C8	-5.62	1.33	1.37
1	AA	295	C	N3-C4	-5.62	1.30	1.33
1	AA	1178	G	N1-C2	-5.62	1.33	1.37
1	AA	1213	A	N7-C5	5.62	1.42	1.39
1	AA	1367	C	N3-C4	-5.62	1.30	1.33
35	BA	886	C	C4-C5	-5.62	1.38	1.43
35	BA	1023	U	C5-C6	-5.62	1.29	1.34
35	BA	1350	C	C4'-C3'	-5.62	1.47	1.52
35	BA	1450(A)	C	C2-O2	-5.62	1.19	1.24
35	BA	1603	A	N9-C8	5.62	1.42	1.37
35	BA	1963	U	C4'-O4'	-5.62	1.38	1.45
35	BA	2070	G	N9-C8	-5.62	1.33	1.37

Continued on next page...

Continued from previous page...

Mol	Chain	Res	Type	Atoms	Z	Observed(Å)	Ideal(Å)
35	BA	1233	C	C4-N4	-5.61	1.28	1.33
35	BA	2286	A	C1'-N9	-5.61	1.39	1.46
1	AA	766	A	N7-C5	-5.61	1.35	1.39
35	BA	2117	A	C5-C4	-5.61	1.34	1.38
35	BA	2859	G	C8-N7	-5.61	1.27	1.30
36	BB	38	C	N3-C4	-5.61	1.30	1.33
48	BQ	41	TRP	CD2-CE2	-5.61	1.34	1.41
1	AA	681	C	C2-N3	-5.61	1.31	1.35
1	AA	1398	A	N3-C4	-5.61	1.31	1.34
35	BA	21	A	P-O5'	-5.61	1.54	1.59
35	BA	1283	G	C5-C4	-5.61	1.34	1.38
35	BA	1287	A	P-O5'	-5.61	1.54	1.59
35	BA	1643	G	C5-C4	-5.61	1.34	1.38
1	AA	1150	U	C4-O4	-5.61	1.19	1.23
35	BA	820	A	C2'-C1'	-5.61	1.47	1.53
35	BA	1417	C	C5-C6	-5.61	1.29	1.34
35	BA	2796	U	C2-N3	-5.61	1.33	1.37
1	AA	191	G	N9-C4	-5.61	1.33	1.38
1	AA	475	G	C2-N3	-5.61	1.28	1.32
1	AA	549	C	N3-C4	-5.61	1.30	1.33
1	AA	726	C	N3-C4	-5.61	1.30	1.33
1	AA	918	A	C2-N3	-5.61	1.28	1.33
1	AA	1369	C	P-O5'	-5.61	1.54	1.59
35	BA	972	G	N3-C4	-5.61	1.31	1.35
35	BA	1560	G	N3-C4	-5.61	1.31	1.35
35	BA	2031	A	C5-C4	-5.61	1.34	1.38
35	BA	2674	G	N3-C4	-5.61	1.31	1.35
1	AA	1363(A)	A	C8-N7	-5.60	1.27	1.31
35	BA	2108	C	C2'-O2'	-5.60	1.34	1.41
1	AA	376	G	O3'-P	-5.60	1.54	1.61
1	AA	562	C	C5-C6	-5.60	1.29	1.34
1	AA	1025	U	C5-C6	-5.60	1.29	1.34
35	BA	220	G	N9-C4	-5.60	1.33	1.38
35	BA	654(T)	C	C4-C5	-5.60	1.38	1.43
35	BA	2355	C	C4-C5	-5.60	1.38	1.43
35	BA	2621	A	N3-C4	-5.60	1.31	1.34
35	BA	1775	U	C2-N3	-5.60	1.33	1.37
1	AA	422	C	C4-N4	-5.60	1.28	1.33
1	AA	876	G	N7-C5	-5.60	1.35	1.39
35	BA	219	G	N7-C5	-5.60	1.35	1.39
35	BA	320	A	N7-C5	-5.60	1.35	1.39
35	BA	808	G	N3-C4	-5.60	1.31	1.35

Continued on next page...

Continued from previous page...

Mol	Chain	Res	Type	Atoms	Z	Observed(Å)	Ideal(Å)
35	BA	1072	C	C5-C6	5.60	1.38	1.34
35	BA	1117	G	C2'-C1'	-5.60	1.47	1.53
35	BA	1282	U	P-O5'	-5.60	1.54	1.59
35	BA	1926	U	C5'-C4'	-5.60	1.44	1.51
35	BA	2358	G	N7-C5	-5.60	1.35	1.39
35	BA	386	G	C8-N7	-5.60	1.27	1.30
35	BA	978	G	N1-C2	5.60	1.42	1.37
35	BA	1935	G	C5'-C4'	-5.60	1.44	1.51
1	AA	361	G	N1-C2	-5.60	1.33	1.37
1	AA	546	G	C2'-C1'	-5.60	1.47	1.53
1	AA	695	A	P-O5'	-5.60	1.54	1.59
35	BA	1952	A	N9-C8	-5.60	1.33	1.37
1	AA	549	C	C5'-C4'	-5.59	1.44	1.51
1	AA	822	C	C4'-C3'	-5.59	1.47	1.52
1	AA	1087	G	N7-C5	-5.59	1.35	1.39
35	BA	179	G	N7-C5	-5.59	1.35	1.39
35	BA	820	A	C5-C4	-5.59	1.34	1.38
35	BA	1115	G	C2-N3	-5.59	1.28	1.32
35	BA	1167	U	C5'-C4'	-5.59	1.44	1.51
35	BA	1485	G	N7-C5	-5.59	1.35	1.39
35	BA	2036	C	N3-C4	-5.59	1.30	1.33
36	BB	71	C	C2-N3	-5.59	1.31	1.35
1	AA	736	C	C4-C5	-5.59	1.38	1.43
1	AA	1458	G	C2-N2	-5.59	1.28	1.34
1	AA	1011	G	C8-N7	-5.59	1.27	1.30
22	AV	25	C	C4'-C3'	-5.59	1.47	1.52
22	AV	39	C	N1-C6	-5.59	1.33	1.37
35	BA	325	G	C6-O6	-5.59	1.19	1.24
35	BA	1232	G	P-O5'	-5.59	1.54	1.59
35	BA	1851	U	C2-O2	-5.59	1.17	1.22
1	AA	474	G	P-O5'	-5.59	1.54	1.59
1	AA	722	A	O3'-P	-5.59	1.54	1.61
35	BA	206	U	N3-C4	-5.59	1.33	1.38
35	BA	302	C	N3-C4	-5.59	1.30	1.33
35	BA	1370	C	C2-O2	5.59	1.29	1.24
35	BA	2696	U	C2-N3	-5.59	1.33	1.37
1	AA	1296	C	N3-C4	5.59	1.37	1.33
35	BA	717	G	C5-C6	-5.59	1.36	1.42
35	BA	1256	G	N7-C5	-5.59	1.35	1.39
35	BA	2380	C	C2-O2	-5.59	1.19	1.24
35	BA	2461	C	C2-O2	-5.59	1.19	1.24
35	BA	2846	G	N7-C5	-5.59	1.35	1.39

Continued on next page...

Continued from previous page...

Mol	Chain	Res	Type	Atoms	Z	Observed(Å)	Ideal(Å)
35	BA	214	G	N3-C4	5.59	1.39	1.35
35	BA	379	G	C5-C4	-5.59	1.34	1.38
35	BA	657	U	C2'-O2'	-5.59	1.34	1.41
35	BA	763	G	C5-C4	-5.59	1.34	1.38
35	BA	1148	A	O3'-P	-5.59	1.54	1.61
35	BA	1221(A)	C	C4'-C3'	-5.59	1.47	1.52
35	BA	1689	A	N9-C4	-5.59	1.34	1.37
35	BA	2281	C	C4-N4	-5.59	1.28	1.33
35	BA	2772	C	C2'-C1'	-5.59	1.47	1.53
1	AA	941	G	C2-N3	-5.58	1.28	1.32
35	BA	148	C	C2-N3	-5.58	1.31	1.35
35	BA	523	C	N1-C6	-5.58	1.33	1.37
35	BA	541	C	C3'-O3'	-5.58	1.34	1.42
35	BA	2671	A	C6-N1	-5.58	1.31	1.35
1	AA	176	C	C4-N4	-5.58	1.28	1.33
1	AA	776	G	N1-C2	5.58	1.42	1.37
1	AA	1273	G	N9-C4	-5.58	1.33	1.38
35	BA	269	U	C4'-C3'	-5.58	1.47	1.52
35	BA	522	G	C3'-C2'	-5.58	1.46	1.52
35	BA	576	U	N1-C2	-5.58	1.33	1.38
35	BA	664	C	C4-C5	-5.58	1.38	1.43
35	BA	1244	G	N3-C4	-5.58	1.31	1.35
35	BA	1372	U	C4'-C3'	-5.58	1.47	1.52
35	BA	1602	U	C2'-C1'	-5.58	1.47	1.53
35	BA	1621	U	N1-C2	-5.58	1.33	1.38
35	BA	1934	C	P-O5'	-5.58	1.54	1.59
35	BA	2319	G	N3-C4	-5.58	1.31	1.35
35	BA	2360	A	C4'-C3'	-5.58	1.47	1.52
35	BA	2692	C	C2'-C1'	-5.58	1.47	1.53
1	AA	64	G	N7-C5	-5.58	1.35	1.39
1	AA	616	G	C6-N1	-5.58	1.35	1.39
1	AA	1102	A	C8-N7	-5.58	1.27	1.31
1	AA	1112	C	O3'-P	-5.58	1.54	1.61
23	AX	14	A	N7-C5	-5.58	1.35	1.39
23	AX	19	U	N3-C4	-5.58	1.33	1.38
35	BA	10	G	N7-C5	-5.58	1.35	1.39
35	BA	1212	G	N1-C2	-5.58	1.33	1.37
35	BA	1226	A	C5-C6	-5.58	1.36	1.41
35	BA	2158	A	C5-C6	-5.58	1.36	1.41
35	BA	2329	G	C5-C4	-5.58	1.34	1.38
35	BA	2363	C	N1-C2	-5.58	1.34	1.40
35	BA	2654	A	C6-N6	-5.58	1.29	1.33

Continued on next page...

Continued from previous page...

Mol	Chain	Res	Type	Atoms	Z	Observed(Å)	Ideal(Å)
35	BA	2851	A	N9-C8	-5.58	1.33	1.37
1	AA	778	G	N9-C4	-5.58	1.33	1.38
1	AA	1099	G	C8-N7	-5.58	1.27	1.30
1	AA	1106	G	N3-C4	-5.58	1.31	1.35
35	BA	94	C	C5-C6	-5.58	1.29	1.34
35	BA	427	U	C4-C5	-5.58	1.38	1.43
35	BA	673	C	N3-C4	-5.58	1.30	1.33
35	BA	1865	G	C8-N7	-5.58	1.27	1.30
35	BA	1904	G	N3-C4	-5.58	1.31	1.35
35	BA	2133	G	C8-N7	-5.58	1.27	1.30
35	BA	2337	G	C8-N7	-5.58	1.27	1.30
35	BA	2450	A	N1-C2	-5.58	1.29	1.34
1	AA	1271	G	C6-N1	-5.58	1.35	1.39
35	BA	609	A	C6-N6	-5.58	1.29	1.33
35	BA	272(A)	U	N3-C4	5.58	1.43	1.38
1	AA	441	A	C6-N1	-5.57	1.31	1.35
1	AA	740	U	C4-C5	-5.57	1.38	1.43
1	AA	1438	G	N9-C8	-5.57	1.33	1.37
35	BA	921	G	N9-C8	-5.57	1.33	1.37
35	BA	1403	C	C2-O2	-5.57	1.19	1.24
35	BA	1461	G	N9-C8	-5.57	1.33	1.37
35	BA	1549	C	C5-C6	-5.57	1.29	1.34
35	BA	2038	G	N9-C4	-5.57	1.33	1.38
1	AA	645	C	N1-C6	-5.57	1.33	1.37
1	AA	1246	C	N1-C6	-5.57	1.33	1.37
35	BA	803	U	N3-C4	-5.57	1.33	1.38
35	BA	1587	A	C3'-C2'	-5.57	1.46	1.52
36	BB	3	C	N1-C6	-5.57	1.33	1.37
1	AA	570	G	C2-N2	-5.57	1.28	1.34
1	AA	885	G	C5'-C4'	-5.57	1.44	1.51
1	AA	1334	G	C8-N7	-5.57	1.27	1.30
35	BA	2131	G	C8-N7	-5.57	1.27	1.30
35	BA	2307	G	C5-C4	-5.57	1.34	1.38
1	AA	21	G	N9-C4	-5.57	1.33	1.38
35	BA	1103	A	N1-C2	-5.57	1.29	1.34
1	AA	329	A	N9-C4	5.57	1.41	1.37
35	BA	2288	A	C6-N6	-5.57	1.29	1.33
1	AA	580	U	C4-O4	-5.57	1.19	1.23
1	AA	1275	A	N1-C2	-5.57	1.29	1.34
35	BA	2506	U	C4-O4	-5.57	1.19	1.23
35	BA	2820	A	C5-C6	-5.57	1.36	1.41
1	AA	1021	G	C8-N7	-5.56	1.27	1.30

Continued on next page...

Continued from previous page...

Mol	Chain	Res	Type	Atoms	Z	Observed(Å)	Ideal(Å)
1	AA	1358	U	O3'-P	-5.56	1.54	1.61
35	BA	55	G	C2'-O2'	-5.56	1.34	1.41
35	BA	1235	G	C8-N7	-5.56	1.27	1.30
35	BA	2390	U	C2-N3	-5.56	1.33	1.37
35	BA	2837	G	C8-N7	-5.56	1.27	1.30
1	AA	140	A	N9-C8	5.56	1.42	1.37
1	AA	1092	A	N7-C5	-5.56	1.35	1.39
1	AA	1184	G	N7-C5	-5.56	1.35	1.39
1	AA	1195	C	C4'-C3'	-5.56	1.47	1.52
35	BA	450	G	C2'-C1'	-5.56	1.47	1.53
35	BA	613	G	N7-C5	-5.56	1.35	1.39
35	BA	1120	G	N7-C5	-5.56	1.35	1.39
35	BA	1425	G	O3'-P	-5.56	1.54	1.61
35	BA	1508	A	N9-C8	-5.56	1.33	1.37
35	BA	1701	A	C2'-C1'	-5.56	1.47	1.53
35	BA	2883	A	N7-C5	-5.56	1.35	1.39
1	AA	874	G	C5-C4	-5.56	1.34	1.38
1	AA	1394	A	C2-N3	5.56	1.38	1.33
35	BA	982	C	N3-C4	-5.56	1.30	1.33
35	BA	1200	C	N3-C4	-5.56	1.30	1.33
35	BA	1608	A	N9-C4	-5.56	1.34	1.37
35	BA	1653	G	C5-C4	-5.56	1.34	1.38
35	BA	2409	G	C2-N3	-5.56	1.28	1.32
1	AA	340	U	C4-O4	-5.56	1.19	1.23
1	AA	379	C	N1-C6	-5.56	1.33	1.37
1	AA	448	A	C4'-C3'	-5.56	1.47	1.52
1	AA	1018	C	P-O5'	-5.56	1.54	1.59
35	BA	290	G	O3'-P	-5.56	1.54	1.61
35	BA	870	A	N3-C4	-5.56	1.31	1.34
35	BA	1641	A	N3-C4	-5.56	1.31	1.34
35	BA	2069	G	C5-C4	5.56	1.42	1.38
35	BA	2279	G	C6-O6	-5.56	1.19	1.24
36	BB	55	U	C3'-C2'	-5.56	1.46	1.52
1	AA	357	G	N9-C8	-5.56	1.33	1.37
1	AA	1183	A	C5-C4	-5.56	1.34	1.38
35	BA	1057	A	C2-N3	-5.56	1.28	1.33
35	BA	1254	A	N9-C8	-5.56	1.33	1.37
35	BA	1973	G	N1-C2	-5.56	1.33	1.37
36	BB	82	G	N1-C2	-5.56	1.33	1.37
35	BA	489	G	O3'-P	-5.56	1.54	1.61
35	BA	502	A	C4'-C3'	-5.56	1.47	1.52
35	BA	2190	G	C6-N1	-5.56	1.35	1.39

Continued on next page...

Continued from previous page...

Mol	Chain	Res	Type	Atoms	Z	Observed(Å)	Ideal(Å)
35	BA	2221	G	C3'-C2'	-5.56	1.46	1.52
35	BA	2762	G	C6-N1	-5.56	1.35	1.39
1	AA	231	G	C5-C6	-5.55	1.36	1.42
1	AA	926	G	C5-C6	-5.55	1.36	1.42
35	BA	883	G	N9-C4	-5.55	1.33	1.38
35	BA	1095	A	N9-C4	-5.55	1.34	1.37
35	BA	1324	G	N1-C2	-5.55	1.33	1.37
35	BA	1331	A	N9-C8	-5.55	1.33	1.37
35	BA	1741	A	N9-C4	-5.55	1.34	1.37
35	BA	1831	G	N1-C2	-5.55	1.33	1.37
35	BA	2187	G	C6-O6	-5.55	1.19	1.24
35	BA	2156	G	P-O5'	-5.55	1.54	1.59
1	AA	1504	G	C3'-O3'	-5.55	1.34	1.42
1	AA	52	G	C6-O6	-5.55	1.19	1.24
1	AA	151	A	N9-C8	-5.55	1.33	1.37
1	AA	189(H)	G	N3-C4	5.55	1.39	1.35
1	AA	1171	G	N1-C2	-5.55	1.33	1.37
35	BA	469	G	C5-C4	-5.55	1.34	1.38
35	BA	590	A	C5-C6	-5.55	1.36	1.41
35	BA	706	A	C5-C6	-5.55	1.36	1.41
35	BA	867	C	C5-C6	-5.55	1.29	1.34
35	BA	884	C	C5-C6	-5.55	1.29	1.34
35	BA	1183	G	C6-O6	-5.55	1.19	1.24
1	AA	439	A	C3'-O3'	-5.55	1.34	1.42
1	AA	1254	C	C4-N4	-5.55	1.28	1.33
35	BA	1531	C	C4-C5	-5.55	1.38	1.43
1	AA	460	G	C8-N7	5.55	1.34	1.30
1	AA	540	G	C2-N3	-5.55	1.28	1.32
1	AA	541	G	C2-N3	-5.55	1.28	1.32
1	AA	550	G	C2-N3	-5.55	1.28	1.32
1	AA	801	U	C5-C6	-5.55	1.29	1.34
1	AA	1081	G	C2-N2	-5.55	1.29	1.34
35	BA	399	G	C2-N2	-5.55	1.29	1.34
35	BA	423	A	C5-C4	-5.55	1.34	1.38
35	BA	772	C	C3'-C2'	-5.55	1.46	1.52
35	BA	1031	G	C3'-C2'	-5.55	1.46	1.52
35	BA	1191	G	C3'-C2'	-5.55	1.46	1.52
1	AA	684	A	O3'-P	-5.54	1.54	1.61
35	BA	1164	G	C5-C4	-5.54	1.34	1.38
35	BA	1456	G	C5-C4	-5.54	1.34	1.38
1	AA	189(A)	C	P-O5'	-5.54	1.54	1.59
1	AA	965	A	P-O5'	-5.54	1.54	1.59

Continued on next page...

Continued from previous page...

Mol	Chain	Res	Type	Atoms	Z	Observed(Å)	Ideal(Å)
35	BA	1225	G	P-O5'	-5.54	1.54	1.59
35	BA	1426	G	N1-C2	-5.54	1.33	1.37
35	BA	2400	G	N9-C8	5.54	1.41	1.37
1	AA	65	U	C2-N3	-5.54	1.33	1.37
1	AA	480	U	C2-N3	-5.54	1.33	1.37
1	AA	1323	G	C8-N7	5.54	1.34	1.30
35	BA	27	G	N9-C8	-5.54	1.33	1.37
35	BA	55	G	N9-C8	-5.54	1.33	1.37
35	BA	157	U	C2-N3	-5.54	1.33	1.37
35	BA	520	G	N9-C4	5.54	1.42	1.38
35	BA	604	G	C2-N3	-5.54	1.28	1.32
35	BA	1170	G	C8-N7	5.54	1.34	1.30
35	BA	2428	G	N9-C8	-5.54	1.33	1.37
35	BA	2566	A	C6-N1	-5.54	1.31	1.35
35	BA	2794	C	C2-N3	-5.54	1.31	1.35
36	BB	65	C	N1-C6	-5.54	1.33	1.37
1	AA	475	G	C6-N1	-5.54	1.35	1.39
1	AA	729	A	N9-C8	-5.54	1.33	1.37
35	BA	363(F)	A	N9-C8	-5.54	1.33	1.37
35	BA	2447	G	C5-C4	5.54	1.42	1.38
1	AA	193	C	N3-C4	-5.54	1.30	1.33
1	AA	338	A	C4'-C3'	-5.54	1.47	1.52
1	AA	888	G	N7-C5	-5.54	1.35	1.39
35	BA	272(I)	U	C4-O4	-5.54	1.19	1.23
35	BA	703	U	C4-O4	-5.54	1.19	1.23
35	BA	706	A	C4'-C3'	-5.54	1.47	1.52
35	BA	1381	G	N7-C5	-5.54	1.35	1.39
35	BA	2042	A	N3-C4	-5.54	1.31	1.34
35	BA	2391	G	N7-C5	-5.54	1.35	1.39
35	BA	2623	G	N7-C5	-5.54	1.35	1.39
1	AA	264	U	C4'-O4'	-5.54	1.38	1.45
35	BA	581	C	C2-O2	-5.54	1.19	1.24
35	BA	1504	C	P-O5'	-5.54	1.54	1.59
35	BA	2169	A	C8-N7	-5.54	1.27	1.31
1	AA	92	C	O3'-P	-5.54	1.54	1.61
1	AA	511	C	C4-N4	-5.54	1.28	1.33
1	AA	805	C	O4'-C1'	-5.54	1.34	1.41
1	AA	1113	C	C4-N4	-5.54	1.28	1.33
35	BA	1185	C	C5'-C4'	-5.54	1.44	1.51
35	BA	2337	G	N9-C8	-5.54	1.33	1.37
35	BA	2447	G	C1'-N9	-5.54	1.39	1.46
1	AA	510	A	C4'-O4'	-5.53	1.38	1.45

Continued on next page...

Continued from previous page...

Mol	Chain	Res	Type	Atoms	Z	Observed(Å)	Ideal(Å)
1	AA	876	G	C5-C4	-5.53	1.34	1.38
1	AA	1360	A	N9-C4	5.53	1.41	1.37
1	AA	1501	C	C4'-C3'	-5.53	1.47	1.52
22	AV	22	G	C5-C4	-5.53	1.34	1.38
35	BA	304	G	C2'-C1'	-5.53	1.47	1.53
35	BA	1670	C	C4-C5	-5.53	1.38	1.43
35	BA	2097	C	C5'-C4'	-5.53	1.44	1.51
35	BA	2207	G	C5-C4	-5.53	1.34	1.38
35	BA	2525	G	C4'-C3'	-5.53	1.47	1.52
35	BA	2779	U	C5-C6	-5.53	1.29	1.34
35	BA	306	U	P-OP2	5.53	1.58	1.49
36	BB	95	C	N1-C2	-5.53	1.34	1.40
1	AA	1440	C	C2'-C1'	-5.53	1.47	1.53
35	BA	1658	C	C4'-O4'	-5.53	1.38	1.45
35	BA	1971	A	C6-N1	-5.53	1.31	1.35
35	BA	2871	C	C4-C5	-5.53	1.38	1.43
1	AA	309	G	C5-C6	-5.53	1.36	1.42
35	BA	636	G	N3-C4	-5.53	1.31	1.35
35	BA	1455	G	C3'-O3'	-5.53	1.34	1.42
35	BA	1980	G	N3-C4	-5.53	1.31	1.35
35	BA	2002	G	N3-C4	-5.53	1.31	1.35
35	BA	2246	G	N3-C4	-5.53	1.31	1.35
1	AA	732	C	C5'-C4'	-5.53	1.44	1.51
35	BA	377	C	N3-C4	-5.53	1.30	1.33
35	BA	694	U	N1-C6	-5.53	1.32	1.38
35	BA	705	A	C5-C6	-5.53	1.36	1.41
35	BA	739	G	C2'-O2'	-5.53	1.34	1.41
35	BA	2493	U	C3'-O3'	-5.53	1.34	1.42
1	AA	487	A	N9-C8	-5.53	1.33	1.37
1	AA	536	C	C3'-C2'	-5.53	1.46	1.52
1	AA	575	G	C4'-C3'	-5.53	1.47	1.52
1	AA	649	G	N1-C2	-5.53	1.33	1.37
1	AA	892	A	C6-N1	-5.53	1.31	1.35
1	AA	959	A	C5-C4	-5.53	1.34	1.38
1	AA	1289	A	C3'-C2'	-5.53	1.46	1.52
35	BA	956	G	C2-N3	-5.53	1.28	1.32
35	BA	1174	A	N1-C2	-5.53	1.29	1.34
35	BA	2757	A	C3'-C2'	-5.53	1.46	1.52
35	BA	667	U	C5-C6	-5.52	1.29	1.34
35	BA	677	A	C5-C6	-5.52	1.36	1.41
35	BA	1341	U	C2'-O2'	-5.52	1.34	1.41
35	BA	420	C	N3-C4	-5.52	1.30	1.33

Continued on next page...

Continued from previous page...

Mol	Chain	Res	Type	Atoms	Z	Observed(Å)	Ideal(Å)
35	BA	1626	G	C3'-C2'	-5.52	1.46	1.52
35	BA	2619	C	C4'-C3'	-5.52	1.47	1.52
35	BA	2700	C	N3-C4	-5.52	1.30	1.33
1	AA	579	G	N1-C2	-5.52	1.33	1.37
1	AA	774	G	C2'-C1'	-5.52	1.47	1.53
35	BA	173	G	C6-O6	-5.52	1.19	1.24
35	BA	873	G	N7-C5	5.52	1.42	1.39
35	BA	877	U	C2-N3	-5.52	1.33	1.37
35	BA	1489	U	C2'-C1'	-5.52	1.47	1.53
35	BA	1500	G	N1-C2	-5.52	1.33	1.37
1	AA	22	G	C2-N2	-5.52	1.29	1.34
1	AA	39	G	C2-N2	-5.52	1.29	1.34
1	AA	734	G	C6-N1	-5.52	1.35	1.39
1	AA	1457	G	N7-C5	-5.52	1.35	1.39
35	BA	938	G	N9-C8	-5.52	1.33	1.37
35	BA	1227	G	C2-N2	-5.52	1.29	1.34
35	BA	1409	C	C5'-C4'	-5.52	1.44	1.51
35	BA	2577	A	C8-N7	-5.52	1.27	1.31
35	BA	2659	G	C8-N7	-5.52	1.27	1.30
1	AA	156	G	C2-N3	-5.52	1.28	1.32
1	AA	259	G	N3-C4	-5.52	1.31	1.35
1	AA	1177	G	N9-C8	5.52	1.41	1.37
1	AA	1355	G	N3-C4	-5.52	1.31	1.35
35	BA	110	G	N9-C4	-5.52	1.33	1.38
35	BA	318	C	N3-C4	-5.52	1.30	1.33
35	BA	1072	C	C4-N4	-5.52	1.28	1.33
35	BA	2727	G	C5-C4	-5.52	1.34	1.38
1	AA	1355	G	C3'-C2'	-5.52	1.46	1.52
35	BA	1083	U	N1-C2	-5.52	1.33	1.38
35	BA	1374	G	O3'-P	-5.52	1.54	1.61
35	BA	2180	U	C2-O2	-5.52	1.17	1.22
35	BA	2288	A	C5-C6	-5.52	1.36	1.41
1	AA	132	C	P-O5'	-5.51	1.54	1.59
22	AV	27	U	C4-C5	-5.51	1.38	1.43
22	AV	38	A	C8-N7	-5.51	1.27	1.31
35	BA	235	U	C4'-O4'	-5.51	1.38	1.45
35	BA	2342	C	C2-O2	-5.51	1.19	1.24
35	BA	2551	C	C4-N4	5.51	1.39	1.33
35	BA	2635	C	P-O5'	-5.51	1.54	1.59
35	BA	2694	G	C6-N1	-5.51	1.35	1.39
1	AA	12	U	C2-O2	5.51	1.27	1.22
35	BA	26	G	N3-C4	-5.51	1.31	1.35

Continued on next page...

Continued from previous page...

Mol	Chain	Res	Type	Atoms	Z	Observed(Å)	Ideal(Å)
1	AA	185	A	C6-N6	5.51	1.38	1.33
1	AA	836	G	C8-N7	-5.51	1.27	1.30
1	AA	956	U	C4'-O4'	-5.51	1.38	1.45
1	AA	1290	G	C8-N7	-5.51	1.27	1.30
35	BA	370	G	C6-O6	-5.51	1.19	1.24
35	BA	1520	G	P-O5'	-5.51	1.54	1.59
35	BA	2433	A	N9-C4	-5.51	1.34	1.37
52	BU	33	ARG	NE-CZ	-5.51	1.25	1.33
1	AA	27	G	N9-C8	-5.51	1.33	1.37
1	AA	384	G	N3-C4	5.51	1.39	1.35
1	AA	706	A	N3-C4	5.51	1.38	1.34
1	AA	1061	G	C3'-C2'	-5.51	1.46	1.52
1	AA	1163	C	C5'-C4'	-5.51	1.44	1.51
35	BA	393	C	C5-C6	5.51	1.38	1.34
35	BA	1158	C	C4'-C3'	-5.51	1.47	1.52
35	BA	1909	C	C2-O2	-5.51	1.19	1.24
1	AA	764	C	P-O5'	-5.51	1.54	1.59
1	AA	1000	U	C4-O4	-5.51	1.19	1.23
1	AA	103	C	N1-C6	5.51	1.40	1.37
1	AA	906	G	C8-N7	-5.51	1.27	1.30
35	BA	385	C	C4-C5	-5.51	1.38	1.43
35	BA	1072	C	C4-C5	-5.51	1.38	1.43
35	BA	1973	G	C3'-C2'	-5.51	1.46	1.52
35	BA	1974	C	C4-C5	-5.51	1.38	1.43
35	BA	2074	U	P-OP1	5.51	1.58	1.49
35	BA	2291	U	N1-C2	5.51	1.43	1.38
35	BA	2362	G	C2'-C1'	-5.51	1.47	1.53
1	AA	1513	A	P-O5'	-5.50	1.54	1.59
35	BA	874	G	C4'-C3'	-5.50	1.47	1.52
35	BA	1766	U	N3-C4	-5.50	1.33	1.38
35	BA	2846	G	C4'-C3'	-5.50	1.47	1.52
1	AA	630	G	N3-C4	5.50	1.39	1.35
35	BA	298	G	C5-C6	-5.50	1.36	1.42
35	BA	672	C	C2-N3	-5.50	1.31	1.35
35	BA	1742	G	N9-C8	-5.50	1.33	1.37
35	BA	1863	G	N9-C4	-5.50	1.33	1.38
35	BA	2784	C	C5'-C4'	-5.50	1.44	1.51
35	BA	2880	C	C2-N3	-5.50	1.31	1.35
1	AA	136	C	C5-C6	-5.50	1.29	1.34
1	AA	389	A	P-O5'	-5.50	1.54	1.59
1	AA	878	G	N7-C5	-5.50	1.35	1.39
1	AA	931	C	C4'-C3'	-5.50	1.47	1.52

Continued on next page...

Continued from previous page...

Mol	Chain	Res	Type	Atoms	Z	Observed(Å)	Ideal(Å)
35	BA	504	U	C2-O2	-5.50	1.17	1.22
35	BA	771	G	N7-C5	-5.50	1.35	1.39
35	BA	781	A	N3-C4	-5.50	1.31	1.34
35	BA	1194	A	C2-N3	-5.50	1.28	1.33
35	BA	1257	C	N3-C4	-5.50	1.30	1.33
35	BA	1350	C	N3-C4	-5.50	1.30	1.33
35	BA	2079	U	C4-C5	-5.50	1.38	1.43
35	BA	2636	U	C4-C5	-5.50	1.38	1.43
35	BA	2737	G	N7-C5	-5.50	1.35	1.39
35	BA	2838	G	C5-C4	-5.50	1.34	1.38
1	AA	155	C	C2-O2	-5.50	1.19	1.24
35	BA	1299	G	C2'-C1'	5.50	1.59	1.53
1	AA	1012	U	N1-C6	-5.50	1.33	1.38
1	AA	1333	A	C5-C4	-5.50	1.34	1.38
35	BA	71	A	C5-C4	-5.50	1.34	1.38
35	BA	238	C	N1-C2	-5.50	1.34	1.40
35	BA	372	G	C6-N1	-5.50	1.35	1.39
35	BA	1992	G	N9-C4	-5.50	1.33	1.38
1	AA	896	C	C5-C6	-5.50	1.29	1.34
35	BA	763	G	N3-C4	-5.50	1.31	1.35
35	BA	1337	G	C2-N2	-5.50	1.29	1.34
35	BA	1785	A	N1-C2	-5.50	1.29	1.34
35	BA	2615	U	C4-O4	-5.50	1.19	1.23
1	AA	325	A	C4'-C3'	-5.50	1.47	1.52
1	AA	656	C	C2-O2	-5.50	1.19	1.24
1	AA	1329	A	N7-C5	-5.50	1.35	1.39
1	AA	1501	C	C2-O2	-5.50	1.19	1.24
35	BA	1903	G	N7-C5	-5.50	1.35	1.39
35	BA	2421	G	N7-C5	-5.50	1.35	1.39
35	BA	2693	A	N7-C5	-5.50	1.35	1.39
35	BA	179	G	N9-C8	-5.49	1.34	1.37
1	AA	231	G	C8-N7	-5.49	1.27	1.30
1	AA	292	G	C6-N1	-5.49	1.35	1.39
1	AA	360	A	C4'-C3'	-5.49	1.47	1.52
1	AA	1190	G	C6-N1	-5.49	1.35	1.39
1	AA	1218	C	C4'-C3'	-5.49	1.47	1.52
35	BA	841	A	C8-N7	5.49	1.35	1.31
35	BA	1864	U	P-O5'	-5.49	1.54	1.59
35	BA	2714	G	C8-N7	-5.49	1.27	1.30
35	BA	2780	G	C8-N7	-5.49	1.27	1.30
1	AA	483	C	O4'-C1'	-5.49	1.34	1.41
1	AA	810	C	N1-C6	-5.49	1.33	1.37

Continued on next page...

Continued from previous page...

Mol	Chain	Res	Type	Atoms	Z	Observed(Å)	Ideal(Å)
1	AA	1293	G	N3-C4	-5.49	1.31	1.35
35	BA	151	C	N1-C6	-5.49	1.33	1.37
35	BA	594	U	O4'-C1'	-5.49	1.34	1.41
35	BA	700	G	O3'-P	-5.49	1.54	1.61
35	BA	1813	G	C5-C4	-5.49	1.34	1.38
35	BA	2688	U	N1-C2	-5.49	1.33	1.38
1	AA	163	C	C4-C5	-5.49	1.38	1.43
1	AA	1040	U	P-O5'	-5.49	1.54	1.59
35	BA	596	G	N1-C2	-5.49	1.33	1.37
35	BA	599	G	C6-O6	-5.49	1.19	1.24
35	BA	819	A	N3-C4	-5.49	1.31	1.34
35	BA	875	G	C2-N2	-5.49	1.29	1.34
35	BA	931	G	P-O5'	-5.49	1.54	1.59
35	BA	1085	A	N9-C8	-5.49	1.33	1.37
35	BA	1747	G	N9-C4	-5.49	1.33	1.38
35	BA	1990	C	C4-C5	-5.49	1.38	1.43
35	BA	2063	C	P-O5'	-5.49	1.54	1.59
35	BA	2074	U	C2-N3	-5.49	1.33	1.37
35	BA	2686	G	C2-N2	-5.49	1.29	1.34
35	BA	2883	A	C2-N3	-5.49	1.28	1.33
35	BA	414	C	C2'-C1'	-5.49	1.47	1.53
35	BA	428	A	C2'-O2'	-5.49	1.34	1.41
35	BA	1533	G	C2'-C1'	-5.49	1.47	1.53
35	BA	1628	G	N9-C8	5.49	1.41	1.37
1	AA	200	G	C8-N7	-5.49	1.27	1.30
1	AA	521	G	C5-C6	-5.49	1.36	1.42
1	AA	1094	G	C5-C6	-5.49	1.36	1.42
1	AA	1411	C	N1-C6	-5.49	1.33	1.37
1	AA	1504	G	C5-C6	-5.49	1.36	1.42
35	BA	280	C	C2-N3	-5.49	1.31	1.35
35	BA	977	G	C4'-C3'	-5.49	1.47	1.52
35	BA	1381	G	C8-N7	-5.49	1.27	1.30
35	BA	1765	C	C2-N3	-5.49	1.31	1.35
35	BA	2236	C	C2-N3	-5.49	1.31	1.35
1	AA	1045	C	N3-C4	-5.48	1.30	1.33
35	BA	1486	A	C6-N1	5.48	1.39	1.35
35	BA	1584	C	N3-C4	-5.48	1.30	1.33
35	BA	2855	C	N1-C2	-5.48	1.34	1.40
1	AA	9	G	C3'-C2'	-5.48	1.46	1.52
1	AA	50	A	N9-C8	-5.48	1.33	1.37
1	AA	401	C	C4-N4	-5.48	1.29	1.33
1	AA	1428	A	N9-C8	-5.48	1.33	1.37

Continued on next page...

Continued from previous page...

Mol	Chain	Res	Type	Atoms	Z	Observed(Å)	Ideal(Å)
35	BA	88	G	C2-N3	-5.48	1.28	1.32
35	BA	154	G	N7-C5	-5.48	1.35	1.39
35	BA	654(T)	C	C4-N4	-5.48	1.29	1.33
35	BA	1750	G	C6-N1	-5.48	1.35	1.39
35	BA	1962	C	C5-C6	-5.48	1.29	1.34
35	BA	2199	A	C5-C4	-5.48	1.34	1.38
35	BA	2638	G	N1-C2	5.48	1.42	1.37
35	BA	2644	G	N7-C5	-5.48	1.35	1.39
35	BA	2867	G	C6-N1	-5.48	1.35	1.39
35	BA	88	G	C5-C4	-5.48	1.34	1.38
35	BA	229	A	C6-N6	5.48	1.38	1.33
35	BA	914	C	C5'-C4'	-5.48	1.44	1.51
35	BA	1364	G	C4'-C3'	-5.48	1.47	1.52
35	BA	1943	U	C5-C6	-5.48	1.29	1.34
35	BA	2362	G	N3-C4	-5.48	1.31	1.35
35	BA	2497	A	N9-C4	-5.48	1.34	1.37
1	AA	1261	A	C5-C6	-5.48	1.36	1.41
35	BA	391	G	N9-C4	-5.48	1.33	1.38
1	AA	790	A	C5-C4	5.48	1.42	1.38
1	AA	1468	A	N9-C8	-5.48	1.33	1.37
35	BA	960	A	C5-C4	-5.48	1.34	1.38
22	AV	31	G	C5-C4	-5.48	1.34	1.38
35	BA	850	C	C4-C5	5.48	1.47	1.43
35	BA	1947	C	C2-O2	-5.48	1.19	1.24
1	AA	547	A	N1-C2	-5.47	1.29	1.34
1	AA	996	A	C8-N7	-5.47	1.27	1.31
1	AA	1010	G	N9-C4	-5.47	1.33	1.38
35	BA	501	A	N1-C2	-5.47	1.29	1.34
35	BA	1071	G	N9-C4	-5.47	1.33	1.38
35	BA	2747	G	N1-C2	-5.47	1.33	1.37
35	BA	297	C	N3-C4	-5.47	1.30	1.33
35	BA	720	C	N1-C6	-5.47	1.33	1.37
35	BA	1622	G	C2-N3	-5.47	1.28	1.32
35	BA	1908	C	N3-C4	-5.47	1.30	1.33
35	BA	2468	G	C2-N3	-5.47	1.28	1.32
35	BA	2708	G	C2-N2	-5.47	1.29	1.34
1	AA	61	G	C6-N1	-5.47	1.35	1.39
1	AA	753	A	N7-C5	-5.47	1.35	1.39
22	AV	13	C	C4-C5	-5.47	1.38	1.43
35	BA	765	G	N9-C8	-5.47	1.34	1.37
35	BA	2706	G	N7-C5	-5.47	1.35	1.39
1	AA	189(E)	U	N1-C6	-5.47	1.33	1.38

Continued on next page...

Continued from previous page...

Mol	Chain	Res	Type	Atoms	Z	Observed(Å)	Ideal(Å)
35	BA	609	A	O3'-P	-5.47	1.54	1.61
35	BA	728	G	C4'-O4'	-5.47	1.38	1.45
35	BA	1612	C	C4-N4	-5.47	1.29	1.33
35	BA	1774	C	N3-C4	5.47	1.37	1.33
35	BA	2350	C	O3'-P	-5.47	1.54	1.61
46	BO	95	GLY	N-CA	-5.47	1.37	1.46
1	AA	259	G	N7-C5	5.47	1.42	1.39
35	BA	380	U	C4'-C3'	-5.47	1.47	1.52
1	AA	713	G	C8-N7	5.47	1.34	1.30
1	AA	999	C	C2-N3	-5.47	1.31	1.35
1	AA	1104	G	C8-N7	-5.47	1.27	1.30
1	AA	1203	C	N1-C6	-5.47	1.33	1.37
35	BA	695	G	C2'-C1'	-5.47	1.47	1.53
35	BA	1127	A	C5-C4	-5.47	1.34	1.38
35	BA	1359	A	O4'-C1'	-5.47	1.34	1.41
35	BA	1844	C	C4-N4	-5.47	1.29	1.33
1	AA	515	G	C5-C4	-5.46	1.34	1.38
1	AA	596	C	O3'-P	-5.46	1.54	1.61
1	AA	655	A	C4'-C3'	-5.46	1.47	1.52
1	AA	742	G	N7-C5	-5.46	1.35	1.39
1	AA	1422	G	C5-C4	5.46	1.42	1.38
1	AA	1497	G	N7-C5	-5.46	1.35	1.39
35	BA	417	C	N1-C6	5.46	1.40	1.37
35	BA	538	G	N9-C4	-5.46	1.33	1.38
35	BA	2222	G	N7-C5	-5.46	1.35	1.39
35	BA	2255	G	C5-C4	-5.46	1.34	1.38
35	BA	2633	G	C5-C4	-5.46	1.34	1.38
35	BA	2834	G	C6-O6	-5.46	1.19	1.24
1	AA	1030(C)	G	C3'-C2'	-5.46	1.46	1.52
35	BA	2469	A	C3'-C2'	-5.46	1.46	1.52
1	AA	104	G	P-O5'	-5.46	1.54	1.59
1	AA	761	G	C2-N2	-5.46	1.29	1.34
1	AA	1287	A	C5-C4	-5.46	1.34	1.38
35	BA	2477	C	C2-O2	5.46	1.29	1.24
35	BA	2781	A	N1-C2	-5.46	1.29	1.34
1	AA	320	C	N1-C6	-5.46	1.33	1.37
1	AA	673	G	C2'-C1'	-5.46	1.47	1.53
1	AA	730	G	C2'-C1'	-5.46	1.47	1.53
1	AA	1229	A	C6-N1	-5.46	1.31	1.35
1	AA	1256	A	C6-N1	-5.46	1.31	1.35
35	BA	654(N)	G	C8-N7	5.46	1.34	1.30
35	BA	919	G	C8-N7	-5.46	1.27	1.30

Continued on next page...

Continued from previous page...

Mol	Chain	Res	Type	Atoms	Z	Observed(Å)	Ideal(Å)
35	BA	1006	C	N1-C6	-5.46	1.33	1.37
35	BA	1311	G	C5-C4	-5.46	1.34	1.38
35	BA	2387	U	N3-C4	-5.46	1.33	1.38
1	AA	189(D)	C	C4-C5	-5.46	1.38	1.43
35	BA	595	C	C4-C5	-5.46	1.38	1.43
35	BA	1303	G	N3-C4	-5.46	1.31	1.35
35	BA	2424	C	C4-C5	-5.46	1.38	1.43
35	BA	2518	A	C5-C6	-5.46	1.36	1.41
1	AA	758	G	N9-C4	-5.46	1.33	1.38
22	AV	14	A	C2'-C1'	-5.46	1.47	1.53
35	BA	716	A	C5-C4	-5.46	1.34	1.38
35	BA	837	C	C4'-O4'	-5.46	1.38	1.45
35	BA	984	A	C6-N6	-5.46	1.29	1.33
35	BA	1989	G	C2-N2	-5.46	1.29	1.34
35	BA	2231	C	N3-C4	-5.46	1.30	1.33
1	AA	1366	C	O4'-C1'	-5.46	1.34	1.41
35	BA	2603	G	N1-C2	-5.46	1.33	1.37
1	AA	410	G	C2-N2	-5.45	1.29	1.34
1	AA	687	A	C8-N7	-5.45	1.27	1.31
1	AA	1221	G	P-O5'	-5.45	1.54	1.59
2	AB	35	GLU	CD-OE1	-5.45	1.19	1.25
35	BA	643	A	P-O5'	-5.45	1.54	1.59
35	BA	1087	G	C8-N7	-5.45	1.27	1.30
35	BA	1170	G	C2-N2	-5.45	1.29	1.34
35	BA	1573	G	C5-C4	-5.45	1.34	1.38
35	BA	1896	G	C8-N7	-5.45	1.27	1.30
35	BA	1988	C	C4-C5	-5.45	1.38	1.43
35	BA	2329	G	C8-N7	-5.45	1.27	1.30
35	BA	2704	C	C4-C5	-5.45	1.38	1.43
35	BA	634	C	N1-C2	5.45	1.45	1.40
35	BA	1850	G	C5-C6	-5.45	1.36	1.42
1	AA	321	A	C6-N6	-5.45	1.29	1.33
1	AA	537	G	C3'-C2'	-5.45	1.46	1.52
1	AA	868	C	C2'-C1'	-5.45	1.47	1.53
1	AA	990	C	C2'-C1'	-5.45	1.47	1.53
35	BA	457	A	C2-N3	-5.45	1.28	1.33
35	BA	472	A	N9-C8	-5.45	1.33	1.37
35	BA	1361	G	C6-N1	-5.45	1.35	1.39
35	BA	1610	A	C6-N6	-5.45	1.29	1.33
35	BA	1799	G	C6-N1	-5.45	1.35	1.39
35	BA	1945	G	N9-C8	-5.45	1.34	1.37
35	BA	2534	A	C4'-C3'	-5.45	1.47	1.52

Continued on next page...

Continued from previous page...

Mol	Chain	Res	Type	Atoms	Z	Observed(Å)	Ideal(Å)
35	BA	2743	C	O3'-P	-5.45	1.54	1.61
35	BA	2820	A	N3-C4	-5.45	1.31	1.34
35	BA	2833	G	C4'-C3'	-5.45	1.47	1.52
1	AA	130	A	P-O5'	-5.45	1.54	1.59
1	AA	1331	G	C5-C4	-5.45	1.34	1.38
35	BA	466	A	C4'-O4'	-5.45	1.38	1.45
35	BA	947	G	C2-N3	-5.45	1.28	1.32
35	BA	2772	C	C2-O2	-5.45	1.19	1.24
35	BA	342	G	C3'-O3'	-5.45	1.34	1.42
35	BA	1311	G	N3-C4	-5.45	1.31	1.35
35	BA	1563	G	C6-N1	5.45	1.43	1.39
1	AA	605	U	C5-C6	-5.45	1.29	1.34
1	AA	648	A	C4'-O4'	-5.45	1.38	1.45
35	BA	215	G	N7-C5	-5.45	1.35	1.39
35	BA	332	A	C6-N6	-5.45	1.29	1.33
35	BA	577	G	N7-C5	-5.45	1.35	1.39
35	BA	2060	A	N7-C5	-5.45	1.35	1.39
35	BA	694	U	C4-O4	-5.44	1.19	1.23
35	BA	713	G	N9-C4	5.44	1.42	1.38
35	BA	1570	A	N3-C4	-5.44	1.31	1.34
35	BA	1681	G	N9-C8	-5.44	1.34	1.37
1	AA	548	G	C6-O6	-5.44	1.19	1.24
35	BA	893	C	C2-N3	-5.44	1.31	1.35
35	BA	1559	G	C2-N3	-5.44	1.28	1.32
1	AA	785	G	P-O5'	-5.44	1.54	1.59
1	AA	1196	U	C5'-C4'	-5.44	1.44	1.51
35	BA	570	G	C8-N7	-5.44	1.27	1.30
35	BA	735	A	O3'-P	-5.44	1.54	1.61
35	BA	1355	G	C8-N7	-5.44	1.27	1.30
35	BA	2111	C	P-O5'	-5.44	1.54	1.59
35	BA	2397	G	P-O5'	-5.44	1.54	1.59
35	BA	371	A	C8-N7	5.44	1.35	1.31
35	BA	652	C	C4-C5	-5.44	1.38	1.43
35	BA	1667	G	N1-C2	5.44	1.42	1.37
35	BA	1804	C	C4-C5	-5.44	1.38	1.43
36	BB	94	C	C2-O2	-5.44	1.19	1.24
1	AA	119	A	N9-C4	-5.44	1.34	1.37
1	AA	431	A	C6-N1	-5.44	1.31	1.35
1	AA	451	A	C5-C4	5.44	1.42	1.38
1	AA	1250	A	C5-C4	5.44	1.42	1.38
35	BA	117	G	N9-C4	-5.44	1.33	1.38
35	BA	282	A	C6-N1	-5.44	1.31	1.35

Continued on next page...

Continued from previous page...

Mol	Chain	Res	Type	Atoms	Z	Observed(Å)	Ideal(Å)
35	BA	520	G	C2-N2	-5.44	1.29	1.34
35	BA	1045	A	N9-C4	-5.44	1.34	1.37
35	BA	1550	C	C4'-C3'	-5.44	1.47	1.52
35	BA	2410	G	C6-N1	5.44	1.43	1.39
35	BA	2519	U	C5'-C4'	-5.44	1.44	1.51
1	AA	908	A	P-O5'	-5.44	1.54	1.59
35	BA	415	A	P-O5'	-5.44	1.54	1.59
36	BB	107	G	N1-C2	-5.44	1.33	1.37
1	AA	568	G	C6-N1	-5.43	1.35	1.39
1	AA	665	A	C5-C4	-5.43	1.34	1.38
1	AA	1311	G	C6-N1	-5.43	1.35	1.39
1	AA	1513	A	C5-C4	-5.43	1.34	1.38
22	AV	38	A	C5-C6	-5.43	1.36	1.41
35	BA	95	G	C2-N3	-5.43	1.28	1.32
35	BA	566	U	C4-O4	-5.43	1.19	1.23
35	BA	1137	G	N7-C5	-5.43	1.35	1.39
35	BA	1457	A	N7-C5	-5.43	1.35	1.39
35	BA	1633	G	C6-N1	-5.43	1.35	1.39
35	BA	1816	G	N7-C5	-5.43	1.35	1.39
35	BA	1844	C	C4-C5	-5.43	1.38	1.43
35	BA	1988	C	N1-C6	-5.43	1.33	1.37
35	BA	2133	G	C6-N1	-5.43	1.35	1.39
36	BB	49	C	N3-C4	-5.43	1.30	1.33
1	AA	645	C	C2-N3	-5.43	1.31	1.35
35	BA	16	G	C8-N7	-5.43	1.27	1.30
35	BA	196	A	C2'-C1'	-5.43	1.47	1.53
35	BA	601	C	P-O5'	-5.43	1.54	1.59
35	BA	2893	G	N9-C4	-5.43	1.33	1.38
1	AA	665	A	N3-C4	-5.43	1.31	1.34
35	BA	496	G	N1-C2	-5.43	1.33	1.37
35	BA	993	G	C4'-C3'	-5.43	1.47	1.52
35	BA	1191	G	C6-N1	-5.43	1.35	1.39
35	BA	1210	A	N9-C4	-5.43	1.34	1.37
35	BA	1693	U	C4'-C3'	-5.43	1.47	1.52
36	BB	37	C	C5-C6	-5.43	1.30	1.34
1	AA	942	G	N9-C4	-5.43	1.33	1.38
35	BA	1970	A	N7-C5	-5.43	1.35	1.39
35	BA	1990	C	N1-C2	-5.43	1.34	1.40
35	BA	2661	G	P-OP2	-5.43	1.39	1.49
1	AA	143	A	C6-N1	-5.43	1.31	1.35
1	AA	197	A	C6-N6	-5.43	1.29	1.33
1	AA	491	G	N3-C4	5.43	1.39	1.35

Continued on next page...

Continued from previous page...

Mol	Chain	Res	Type	Atoms	Z	Observed(Å)	Ideal(Å)
1	AA	569	C	C2-N3	-5.43	1.31	1.35
1	AA	933	G	C5-C6	-5.43	1.36	1.42
1	AA	1373	G	N1-C2	-5.43	1.33	1.37
1	AA	1385	G	N3-C4	-5.43	1.31	1.35
1	AA	1413	A	C6-N1	-5.43	1.31	1.35
35	BA	2676	C	C3'-C2'	-5.43	1.46	1.52
40	BF	179	GLU	CD-OE2	-5.43	1.19	1.25
1	AA	1161	C	C4'-O4'	-5.42	1.38	1.45
35	BA	240	G	C6-N1	-5.42	1.35	1.39
35	BA	272(H)	C	C2-O2	-5.42	1.19	1.24
35	BA	790	C	N1-C2	5.42	1.45	1.40
35	BA	992	C	C2-O2	-5.42	1.19	1.24
35	BA	1282	U	C2-O2	-5.42	1.17	1.22
35	BA	2517	C	C2-O2	-5.42	1.19	1.24
1	AA	932	C	C4'-C3'	-5.42	1.47	1.52
35	BA	506	G	C6-O6	-5.42	1.19	1.24
35	BA	991	C	O5'-C5'	-5.42	1.34	1.42
35	BA	1779	U	C5'-C4'	-5.42	1.44	1.51
1	AA	1247	U	C2-O2	-5.42	1.17	1.22
1	AA	1335	C	C4-C5	-5.42	1.38	1.43
1	AA	1415	G	C2-N2	-5.42	1.29	1.34
35	BA	271(E)	U	C4-C5	-5.42	1.38	1.43
35	BA	480	A	C5-C6	-5.42	1.36	1.41
35	BA	1423	G	C5-C4	-5.42	1.34	1.38
35	BA	2329	G	C2-N2	-5.42	1.29	1.34
35	BA	2740	A	C5-C6	-5.42	1.36	1.41
1	AA	189(B)	C	C5-C6	-5.42	1.30	1.34
35	BA	195	A	N9-C4	-5.42	1.34	1.37
35	BA	942	G	N9-C4	-5.42	1.33	1.38
35	BA	1241	A	O3'-P	-5.42	1.54	1.61
35	BA	1465	G	N9-C4	-5.42	1.33	1.38
35	BA	2766	G	O3'-P	-5.42	1.54	1.61
1	AA	223	U	O3'-P	-5.42	1.54	1.61
1	AA	983	A	O3'-P	-5.42	1.54	1.61
35	BA	271(Y)	U	C5-C6	-5.42	1.29	1.34
35	BA	536	A	O3'-P	-5.42	1.54	1.61
35	BA	606	U	O5'-C5'	-5.42	1.34	1.42
1	AA	1079	G	N7-C5	-5.42	1.36	1.39
35	BA	272	G	N7-C5	-5.42	1.36	1.39
35	BA	2333	A	N7-C5	-5.42	1.36	1.39
50	BS	103	GLU	CD-OE1	-5.42	1.19	1.25
1	AA	605	U	C2-N3	-5.41	1.33	1.37

Continued on next page...

Continued from previous page...

Mol	Chain	Res	Type	Atoms	Z	Observed(Å)	Ideal(Å)
1	AA	1115	C	C4-N4	-5.41	1.29	1.33
35	BA	201	C	C4-N4	-5.41	1.29	1.33
35	BA	395	U	C2-N3	-5.41	1.33	1.37
35	BA	590	A	P-O5'	-5.41	1.54	1.59
35	BA	786	C	N3-C4	-5.41	1.30	1.33
35	BA	824	A	N9-C8	-5.41	1.33	1.37
35	BA	947	G	N1-C2	-5.41	1.33	1.37
35	BA	2632	A	N9-C8	-5.41	1.33	1.37
35	BA	2758	A	N9-C8	-5.41	1.33	1.37
35	BA	736	C	C5'-C4'	-5.41	1.44	1.51
35	BA	926	A	C6-N1	5.41	1.39	1.35
35	BA	1691	C	C4-C5	-5.41	1.38	1.43
35	BA	1877	A	N3-C4	-5.41	1.31	1.34
35	BA	1981	A	N9-C4	-5.41	1.34	1.37
1	AA	168	G	C8-N7	5.41	1.34	1.30
1	AA	460	G	C4'-C3'	-5.41	1.47	1.52
1	AA	963	G	C4'-C3'	-5.41	1.47	1.52
35	BA	1200	C	C4-N4	-5.41	1.29	1.33
35	BA	1360	A	C4'-C3'	-5.41	1.47	1.52
1	AA	700	G	C6-N1	-5.41	1.35	1.39
1	AA	1188	A	C8-N7	-5.41	1.27	1.31
1	AA	1216	G	C6-N1	-5.41	1.35	1.39
1	AA	1239	A	O3'-P	-5.41	1.54	1.61
1	AA	1398	A	C8-N7	-5.41	1.27	1.31
1	AA	1495	U	C4-C5	-5.41	1.38	1.43
35	BA	34	C	C5'-C4'	-5.41	1.44	1.51
35	BA	417	C	C4-C5	-5.41	1.38	1.43
35	BA	1099	G	C5-C6	5.41	1.47	1.42
35	BA	1536	C	C4-C5	-5.41	1.38	1.43
35	BA	2486	G	C6-O6	-5.41	1.19	1.24
36	BB	33	G	C5-C6	-5.41	1.36	1.42
1	AA	191	G	C8-N7	-5.41	1.27	1.30
1	AA	1508	G	C2-N2	-5.41	1.29	1.34
35	BA	154	G	C8-N7	-5.41	1.27	1.30
35	BA	563	G	N9-C8	-5.41	1.34	1.37
35	BA	1017	G	C8-N7	-5.41	1.27	1.30
35	BA	1428	C	N3-C4	-5.41	1.30	1.33
35	BA	1788	C	N3-C4	-5.41	1.30	1.33
35	BA	2241	A	C6-N6	-5.41	1.29	1.33
35	BA	904	C	C5-C6	-5.41	1.30	1.34
35	BA	1547	C	N1-C2	-5.41	1.34	1.40
36	BB	115	G	C5-C4	-5.41	1.34	1.38

Continued on next page...

Continued from previous page...

Mol	Chain	Res	Type	Atoms	Z	Observed(Å)	Ideal(Å)
1	AA	348	G	P-O5'	-5.40	1.54	1.59
35	BA	107	C	N1-C6	-5.40	1.33	1.37
35	BA	2651	C	P-O5'	-5.40	1.54	1.59
1	AA	1384	C	C4-C5	-5.40	1.38	1.43
1	AA	1411	C	N3-C4	-5.40	1.30	1.33
11	AK	37	GLY	N-CA	-5.40	1.38	1.46
35	BA	631	A	C8-N7	-5.40	1.27	1.31
35	BA	1461	G	N7-C5	-5.40	1.36	1.39
35	BA	2154	G	N1-C2	-5.40	1.33	1.37
1	AA	610	G	C4'-C3'	-5.40	1.47	1.52
1	AA	1421	G	C8-N7	-5.40	1.27	1.30
1	AA	1461	G	C4'-C3'	-5.40	1.47	1.52
35	BA	73	A	C5-C6	-5.40	1.36	1.41
35	BA	241	A	N1-C2	-5.40	1.29	1.34
35	BA	497	A	C4'-C3'	-5.40	1.47	1.52
38	BD	63	ARG	CZ-NH2	-5.40	1.26	1.33
1	AA	436	C	C2-N3	-5.40	1.31	1.35
1	AA	528	C	C4-C5	-5.40	1.38	1.43
1	AA	673	G	C2-N3	-5.40	1.28	1.32
35	BA	468	G	C2-N2	-5.40	1.29	1.34
35	BA	719	C	C2-N3	-5.40	1.31	1.35
35	BA	1303	G	C2-N3	-5.40	1.28	1.32
35	BA	1320	C	C2-N3	-5.40	1.31	1.35
35	BA	2729	G	O3'-P	-5.40	1.54	1.61
1	AA	227	G	C8-N7	5.40	1.34	1.30
1	AA	806	C	C2-O2	-5.40	1.19	1.24
1	AA	1060	C	C2-O2	-5.40	1.19	1.24
35	BA	484	C	C2-O2	-5.40	1.19	1.24
35	BA	777	A	C5'-C4'	-5.40	1.44	1.51
35	BA	975(A)	G	N1-C2	-5.40	1.33	1.37
35	BA	2224	G	N1-C2	-5.40	1.33	1.37
35	BA	2632	A	N7-C5	-5.40	1.36	1.39
1	AA	108	G	C5-C4	-5.40	1.34	1.38
35	BA	145	G	C1'-N9	-5.40	1.39	1.46
35	BA	1443	G	C5-C4	-5.40	1.34	1.38
35	BA	1922	G	C5-C4	-5.40	1.34	1.38
1	AA	60	A	N9-C8	-5.39	1.33	1.37
1	AA	184	G	N1-C2	-5.39	1.33	1.37
1	AA	727	G	C5-C6	-5.39	1.36	1.42
1	AA	1134	G	N1-C2	-5.39	1.33	1.37
1	AA	1295	G	N9-C4	-5.39	1.33	1.38
1	AA	1394	A	O3'-P	-5.39	1.54	1.61

Continued on next page...

Continued from previous page...

Mol	Chain	Res	Type	Atoms	Z	Observed(Å)	Ideal(Å)
35	BA	214	G	N9-C4	-5.39	1.33	1.38
35	BA	511	U	C5-C6	-5.39	1.29	1.34
35	BA	604	G	N9-C4	-5.39	1.33	1.38
35	BA	610	G	C6-O6	-5.39	1.19	1.24
35	BA	992	C	C5-C6	-5.39	1.30	1.34
35	BA	2849	U	C5-C6	-5.39	1.29	1.34
1	AA	219	C	N1-C6	5.39	1.40	1.37
1	AA	446	G	N3-C4	-5.39	1.31	1.35
1	AA	1024	G	N3-C4	-5.39	1.31	1.35
35	BA	322	A	N3-C4	-5.39	1.31	1.34
35	BA	714	U	C2-N3	-5.39	1.33	1.37
35	BA	1827	C	C2-O2	-5.39	1.19	1.24
35	BA	2167	U	C5-C6	5.39	1.39	1.34
35	BA	2345	G	C6-N1	-5.39	1.35	1.39
1	AA	840	C	N1-C6	-5.39	1.33	1.37
35	BA	1610	A	N7-C5	-5.39	1.36	1.39
35	BA	2106	G	N7-C5	-5.39	1.36	1.39
35	BA	2201	C	N1-C6	-5.39	1.33	1.37
35	BA	2640	G	N7-C5	-5.39	1.36	1.39
35	BA	2729	G	C3'-O3'	-5.39	1.34	1.42
1	AA	570	G	C5-C4	-5.39	1.34	1.38
35	BA	514	A	C4'-O4'	-5.39	1.38	1.45
35	BA	716	A	C4'-C3'	-5.39	1.47	1.52
35	BA	1117	G	N9-C4	-5.39	1.33	1.38
35	BA	1315	C	C4-C5	-5.39	1.38	1.43
35	BA	1820	U	C4'-C3'	-5.39	1.47	1.52
35	BA	2280	G	C5'-C4'	-5.39	1.44	1.51
36	BB	79	C	C5'-C4'	-5.39	1.44	1.51
49	BR	68	ARG	CZ-NH2	-5.39	1.26	1.33
1	AA	183	G	C8-N7	-5.39	1.27	1.30
1	AA	655	A	C3'-C2'	-5.39	1.46	1.52
35	BA	1011	G	C8-N7	-5.39	1.27	1.30
35	BA	2541	A	P-O5'	-5.39	1.54	1.59
35	BA	2733	A	P-O5'	-5.39	1.54	1.59
1	AA	42	G	C6-O6	-5.39	1.19	1.24
1	AA	434	U	C5'-C4'	-5.39	1.44	1.51
1	AA	441	A	N3-C4	-5.39	1.31	1.34
1	AA	1316	G	N3-C4	-5.39	1.31	1.35
35	BA	777	A	C5-C4	-5.39	1.34	1.38
35	BA	1020	A	N3-C4	-5.39	1.31	1.34
35	BA	2155	G	C6-N1	-5.39	1.35	1.39
1	AA	797	C	P-O5'	-5.38	1.54	1.59

Continued on next page...

Continued from previous page...

Mol	Chain	Res	Type	Atoms	Z	Observed(Å)	Ideal(Å)
1	AA	1147	C	C3'-C2'	-5.38	1.46	1.52
35	BA	8	A	C2-N3	-5.38	1.28	1.33
35	BA	261	G	N7-C5	-5.38	1.36	1.39
35	BA	634	C	C4-C5	-5.38	1.38	1.43
35	BA	851	U	N1-C6	-5.38	1.33	1.38
35	BA	994	C	N1-C6	-5.38	1.33	1.37
35	BA	1169	G	P-O5'	-5.38	1.54	1.59
35	BA	1469	A	C5-C6	-5.38	1.36	1.41
1	AA	253	U	N1-C2	-5.38	1.33	1.38
35	BA	1267	U	C4'-C3'	-5.38	1.47	1.52
35	BA	1678	G	C2-N2	-5.38	1.29	1.34
35	BA	2297	C	N1-C2	-5.38	1.34	1.40
1	AA	332	G	N9-C4	-5.38	1.33	1.38
1	AA	741	G	N3-C4	-5.38	1.31	1.35
1	AA	1011	G	P-O5'	-5.38	1.54	1.59
1	AA	1530	G	N9-C4	-5.38	1.33	1.38
22	AV	30	G	C2'-C1'	-5.38	1.47	1.53
35	BA	440	G	C6-N1	-5.38	1.35	1.39
35	BA	488	G	C2'-O2'	-5.38	1.34	1.41
35	BA	676	A	P-O5'	-5.38	1.54	1.59
35	BA	916	G	C8-N7	-5.38	1.27	1.30
35	BA	1354	A	N9-C4	-5.38	1.34	1.37
35	BA	2088	G	N3-C4	-5.38	1.31	1.35
35	BA	2708	G	N3-C4	-5.38	1.31	1.35
1	AA	1151	A	C8-N7	-5.38	1.27	1.31
35	BA	1331	A	N1-C2	-5.38	1.29	1.34
35	BA	2304	G	N9-C8	-5.38	1.34	1.37
35	BA	2446	G	N9-C8	-5.38	1.34	1.37
1	AA	1423	G	P-O5'	-5.38	1.54	1.59
35	BA	136	G	C8-N7	5.38	1.34	1.30
35	BA	223	A	N7-C5	-5.38	1.36	1.39
35	BA	1414	G	N7-C5	-5.38	1.36	1.39
35	BA	2337	G	C5-C6	-5.38	1.36	1.42
1	AA	982	U	C4-O4	-5.38	1.19	1.23
1	AA	1235	U	C2-N3	-5.38	1.33	1.37
35	BA	398	G	N9-C4	-5.38	1.33	1.38
35	BA	1194	A	N1-C2	-5.38	1.29	1.34
35	BA	1815	A	C2'-C1'	-5.38	1.47	1.53
35	BA	2836	U	C2-N3	-5.38	1.33	1.37
1	AA	40	C	C2-N3	-5.38	1.31	1.35
35	BA	2372	G	P-O5'	-5.38	1.54	1.59
1	AA	721	G	C5-C4	-5.37	1.34	1.38

Continued on next page...

Continued from previous page...

Mol	Chain	Res	Type	Atoms	Z	Observed(Å)	Ideal(Å)
35	BA	80	G	C2'-C1'	-5.37	1.47	1.53
1	AA	91	C	N1-C6	-5.37	1.33	1.37
1	AA	322	C	C5-C6	-5.37	1.30	1.34
1	AA	1499	A	N7-C5	-5.37	1.36	1.39
22	AV	73	A	C2-N3	-5.37	1.28	1.33
35	BA	228	A	P-O5'	5.37	1.65	1.59
35	BA	950	G	P-O5'	-5.37	1.54	1.59
35	BA	1095	A	N7-C5	-5.37	1.36	1.39
35	BA	1814	G	C2-N2	-5.37	1.29	1.34
35	BA	1826	G	N7-C5	-5.37	1.36	1.39
35	BA	2052	G	C5-C6	-5.37	1.36	1.42
35	BA	2188	C	O3'-P	-5.37	1.54	1.61
35	BA	2814	C	C5'-C4'	-5.37	1.45	1.51
1	AA	453	A	N9-C8	-5.37	1.33	1.37
1	AA	936	C	C2-N3	-5.37	1.31	1.35
22	AV	43	A	N9-C8	-5.37	1.33	1.37
35	BA	1277	G	C2-N3	-5.37	1.28	1.32
35	BA	2237	G	C2-N3	-5.37	1.28	1.32
36	BB	90	A	N9-C8	-5.37	1.33	1.37
1	AA	643	C	P-OP1	-5.37	1.39	1.49
35	BA	1904	G	C4'-C3'	-5.37	1.47	1.52
35	BA	2356	C	C2-O2	-5.37	1.19	1.24
35	BA	2527	C	C4'-C3'	-5.37	1.47	1.52
1	AA	952	U	C4'-O4'	-5.37	1.38	1.45
35	BA	592	G	O3'-P	-5.37	1.54	1.61
35	BA	669	G	C2'-C1'	-5.37	1.47	1.53
1	AA	560	U	C2-N3	-5.37	1.33	1.37
1	AA	853	G	C2-N3	-5.37	1.28	1.32
1	AA	1299	A	C5-C6	-5.37	1.36	1.41
1	AA	1334	G	C4'-C3'	-5.37	1.47	1.52
1	AA	1504	G	C2-N3	-5.37	1.28	1.32
35	BA	247	G	N3-C4	-5.37	1.31	1.35
35	BA	654(G)	C	N1-C6	-5.37	1.33	1.37
35	BA	1337	G	C2-N3	-5.37	1.28	1.32
35	BA	1696	G	N3-C4	-5.37	1.31	1.35
35	BA	1765	C	P-O5'	-5.37	1.54	1.59
35	BA	2385	C	C2-N3	-5.37	1.31	1.35
35	BA	2538	C	C5'-C4'	-5.37	1.45	1.51
36	BB	76	G	C2-N3	-5.37	1.28	1.32
1	AA	963	G	C2'-C1'	-5.36	1.47	1.53
1	AA	1215	G	C5-C4	-5.36	1.34	1.38
35	BA	215	G	C5-C4	-5.36	1.34	1.38

Continued on next page...

Continued from previous page...

Mol	Chain	Res	Type	Atoms	Z	Observed(Å)	Ideal(Å)
35	BA	780	G	N7-C5	5.36	1.42	1.39
35	BA	883	G	N7-C5	5.36	1.42	1.39
35	BA	1479	G	N7-C5	5.36	1.42	1.39
35	BA	2139	C	O3'-P	-5.36	1.54	1.61
35	BA	2597	G	C5'-C4'	-5.36	1.45	1.51
35	BA	2655	G	C2-N2	-5.36	1.29	1.34
35	BA	1767	C	P-O5'	-5.36	1.54	1.59
35	BA	1857	G	C6-O6	-5.36	1.19	1.24
35	BA	2093	G	C6-O6	-5.36	1.19	1.24
35	BA	271(D)	G	C2-N3	-5.36	1.28	1.32
35	BA	654(F)	C	C4-C5	5.36	1.47	1.43
35	BA	1478	G	C3'-C2'	-5.36	1.46	1.52
35	BA	1506	C	N1-C6	-5.36	1.33	1.37
35	BA	1890	A	P-O5'	5.36	1.65	1.59
35	BA	2189	U	C5-C6	-5.36	1.29	1.34
35	BA	2308	G	C5-C6	-5.36	1.36	1.42
35	BA	2532	G	C2-N2	-5.36	1.29	1.34
35	BA	721	C	C3'-O3'	-5.36	1.34	1.42
1	AA	781	A	C8-N7	-5.36	1.27	1.31
1	AA	1177	G	P-O5'	-5.36	1.54	1.59
1	AA	1305	G	C5-C4	-5.36	1.34	1.38
35	BA	467	G	C5'-C4'	-5.36	1.45	1.51
35	BA	544	G	O4'-C1'	-5.36	1.34	1.41
35	BA	1355	G	C5-C6	-5.36	1.36	1.42
35	BA	1433	U	C4-C5	-5.36	1.38	1.43
35	BA	2043	C	O4'-C1'	-5.36	1.34	1.41
35	BA	2088	G	N9-C4	-5.36	1.33	1.38
35	BA	2223	G	C5-C4	-5.36	1.34	1.38
1	AA	397	A	C4'-C3'	-5.36	1.47	1.52
1	AA	410	G	C2-N3	-5.36	1.28	1.32
1	AA	1125	U	P-O5'	-5.36	1.54	1.59
35	BA	350	U	O4'-C1'	-5.36	1.34	1.41
35	BA	1254	A	C6-N1	-5.36	1.31	1.35
35	BA	1936	A	C5-C4	-5.36	1.35	1.38
35	BA	2168	G	N1-C2	-5.36	1.33	1.37
35	BA	2801	A	N3-C4	-5.36	1.31	1.34
1	AA	1118	C	C5-C6	-5.35	1.30	1.34
1	AA	1140	C	C4-C5	-5.35	1.38	1.43
35	BA	633	A	N9-C8	-5.35	1.33	1.37
35	BA	1131	G	N1-C2	-5.35	1.33	1.37
36	BB	57	A	C5-C6	-5.35	1.36	1.41
1	AA	881	G	C2-N3	-5.35	1.28	1.32

Continued on next page...

Continued from previous page...

Mol	Chain	Res	Type	Atoms	Z	Observed(Å)	Ideal(Å)
1	AA	885	G	C2-N3	-5.35	1.28	1.32
35	BA	115	C	O3'-P	-5.35	1.54	1.61
35	BA	1564	C	O3'-P	-5.35	1.54	1.61
35	BA	2824	C	O3'-P	-5.35	1.54	1.61
35	BA	2825	C	C2-N3	-5.35	1.31	1.35
1	AA	942	G	C6-N1	-5.35	1.35	1.39
35	BA	15	G	C6-N1	-5.35	1.35	1.39
35	BA	401	A	C5-C4	-5.35	1.35	1.38
35	BA	1344	G	C6-N1	-5.35	1.35	1.39
35	BA	1457	A	N3-C4	-5.35	1.31	1.34
35	BA	1691	C	C4'-C3'	-5.35	1.47	1.52
35	BA	2082	A	C2-N3	-5.35	1.28	1.33
35	BA	2159	G	N3-C4	5.35	1.39	1.35
35	BA	2566	A	C2-N3	-5.35	1.28	1.33
35	BA	2829	C	N1-C2	-5.35	1.34	1.40
1	AA	189(E)	U	N3-C4	-5.35	1.33	1.38
1	AA	595	G	N9-C4	-5.35	1.33	1.38
1	AA	992	U	N1-C6	-5.35	1.33	1.38
1	AA	1117	G	N9-C8	-5.35	1.34	1.37
1	AA	1373	G	N7-C5	-5.35	1.36	1.39
35	BA	186	G	N9-C4	5.35	1.42	1.38
35	BA	402	A	N7-C5	-5.35	1.36	1.39
35	BA	457	A	C2'-C1'	-5.35	1.47	1.53
35	BA	563	G	C8-N7	-5.35	1.27	1.30
35	BA	1436	G	C8-N7	-5.35	1.27	1.30
35	BA	1665	A	N7-C5	-5.35	1.36	1.39
35	BA	2023	G	N9-C8	-5.35	1.34	1.37
35	BA	2294	C	C2'-C1'	-5.35	1.47	1.53
35	BA	2539	C	C5-C6	-5.35	1.30	1.34
35	BA	2812	G	C8-N7	-5.35	1.27	1.30
1	AA	1228	C	N1-C2	-5.35	1.34	1.40
35	BA	96	G	C2-N3	-5.35	1.28	1.32
35	BA	1063	G	C2-N3	-5.35	1.28	1.32
35	BA	1374	G	C2-N3	-5.35	1.28	1.32
35	BA	1828	G	P-OP2	5.35	1.58	1.49
1	AA	179	A	C4'-C3'	-5.34	1.47	1.52
1	AA	269	C	C4-C5	-5.34	1.38	1.43
1	AA	1194	U	C4-C5	-5.34	1.38	1.43
1	AA	1289	A	C6-N6	-5.34	1.29	1.33
1	AA	1381	U	C2-O2	-5.34	1.17	1.22
14	AN	60	SER	CB-OG	-5.34	1.35	1.42
35	BA	74	A	N9-C4	-5.34	1.34	1.37

Continued on next page...

Continued from previous page...

Mol	Chain	Res	Type	Atoms	Z	Observed(Å)	Ideal(Å)
35	BA	98	G	N3-C4	-5.34	1.31	1.35
35	BA	251	A	C8-N7	5.34	1.35	1.31
35	BA	792	G	C4'-C3'	-5.34	1.47	1.52
35	BA	2766	G	N7-C5	5.34	1.42	1.39
1	AA	106	C	O3'-P	-5.34	1.54	1.61
1	AA	614	A	C2'-O2'	-5.34	1.34	1.41
17	AQ	86	GLU	CD-OE2	-5.34	1.19	1.25
35	BA	818	G	N9-C4	-5.34	1.33	1.38
35	BA	2540	C	C2'-O2'	-5.34	1.34	1.41
1	AA	288	A	C4'-C3'	-5.34	1.47	1.52
1	AA	299	G	C6-O6	5.34	1.28	1.24
1	AA	1161	C	C5-C6	5.34	1.38	1.34
22	AV	66	C	C4-N4	-5.34	1.29	1.33
35	BA	956	G	C5-C6	-5.34	1.37	1.42
35	BA	1302	A	N7-C5	-5.34	1.36	1.39
35	BA	2052	G	C6-O6	5.34	1.28	1.24
35	BA	2132	U	P-OP1	-5.34	1.39	1.49
35	BA	2844	G	C8-N7	-5.34	1.27	1.30
36	BB	95	C	N3-C4	-5.34	1.30	1.33
1	AA	129(A)	G	C3'-C2'	-5.34	1.46	1.52
1	AA	432	A	C8-N7	-5.34	1.27	1.31
1	AA	1131	G	N9-C4	-5.34	1.33	1.38
22	AV	55	U	C5-C6	-5.34	1.29	1.34
35	BA	285	C	N1-C2	-5.34	1.34	1.40
35	BA	804	A	C6-N1	-5.34	1.31	1.35
35	BA	2317	C	C4-C5	-5.34	1.38	1.43
35	BA	2380	C	N1-C2	-5.34	1.34	1.40
35	BA	473	G	C4'-C3'	-5.34	1.47	1.52
1	AA	313	A	N9-C4	-5.34	1.34	1.37
1	AA	323	U	C4-C5	-5.34	1.38	1.43
1	AA	485	G	N9-C8	-5.34	1.34	1.37
1	AA	812	C	C2-N3	-5.34	1.31	1.35
35	BA	315	G	N7-C5	-5.34	1.36	1.39
35	BA	700	G	C5-C4	-5.34	1.34	1.38
35	BA	768	G	P-O5'	-5.34	1.54	1.59
35	BA	900	A	N7-C5	-5.34	1.36	1.39
35	BA	1245	G	C2-N3	5.34	1.37	1.32
35	BA	1255	U	C4-C5	-5.34	1.38	1.43
35	BA	1918	A	C5-C6	-5.34	1.36	1.41
35	BA	1927	A	N7-C5	-5.34	1.36	1.39
35	BA	2127	G	C2-N3	-5.34	1.28	1.32
35	BA	2781	A	N9-C4	-5.34	1.34	1.37

Continued on next page...

Continued from previous page...

Mol	Chain	Res	Type	Atoms	Z	Observed(Å)	Ideal(Å)
36	BB	61	G	P-O5'	-5.34	1.54	1.59
1	AA	616	G	C5-C6	-5.33	1.37	1.42
1	AA	1147	C	N1-C6	-5.33	1.33	1.37
35	BA	1624	G	C3'-O3'	-5.33	1.34	1.42
1	AA	715	A	C2-N3	-5.33	1.28	1.33
35	BA	1319	G	C6-N1	-5.33	1.35	1.39
35	BA	2778	A	C2-N3	-5.33	1.28	1.33
1	AA	302	G	C4'-C3'	-5.33	1.47	1.52
35	BA	272(D)	G	N9-C8	-5.33	1.34	1.37
35	BA	414	C	C5-C6	-5.33	1.30	1.34
35	BA	2008	C	C5'-C4'	-5.33	1.45	1.51
35	BA	2175	C	P-O5'	-5.33	1.54	1.59
36	BB	97	G	C2-N3	-5.33	1.28	1.32
1	AA	960	U	C5-C6	-5.33	1.29	1.34
23	AX	21	C	N3-C4	-5.33	1.30	1.33
35	BA	746	A	N3-C4	-5.33	1.31	1.34
36	BB	59	A	N3-C4	-5.33	1.31	1.34
1	AA	26	A	N9-C8	-5.33	1.33	1.37
1	AA	306	G	C8-N7	-5.33	1.27	1.30
1	AA	655	A	C6-N1	-5.33	1.31	1.35
1	AA	1201	A	C6-N1	-5.33	1.31	1.35
22	AV	57	A	C1'-N9	-5.33	1.39	1.46
35	BA	204	A	C6-N1	-5.33	1.31	1.35
35	BA	227	A	N7-C5	-5.33	1.36	1.39
35	BA	274	G	C6-N1	-5.33	1.35	1.39
35	BA	415	A	C6-N1	-5.33	1.31	1.35
35	BA	691	C	C2'-O2'	-5.33	1.34	1.41
35	BA	1330	C	C4'-C3'	-5.33	1.47	1.52
35	BA	1472	A	C5-C6	-5.33	1.36	1.41
35	BA	1839	G	C5'-C4'	-5.33	1.45	1.51
35	BA	1919	A	C2'-O2'	-5.33	1.34	1.41
35	BA	2584	U	C2-N3	-5.33	1.34	1.37
35	BA	2871	C	C5-C6	-5.33	1.30	1.34
35	BA	2881	C	P-O5'	-5.33	1.54	1.59
36	BB	77	U	P-O5'	-5.33	1.54	1.59
1	AA	107	G	C2'-C1'	-5.33	1.47	1.53
35	BA	144	C	N1-C2	-5.33	1.34	1.40
35	BA	1201	C	C2-N3	-5.33	1.31	1.35
1	AA	740	U	C2'-O2'	-5.33	1.34	1.41
35	BA	188	G	C6-O6	-5.33	1.19	1.24
35	BA	455	C	C4-C5	-5.33	1.38	1.43
35	BA	2120	G	N9-C8	5.33	1.41	1.37

Continued on next page...

Continued from previous page...

Mol	Chain	Res	Type	Atoms	Z	Observed(Å)	Ideal(Å)
35	BA	2706	G	C5-C4	-5.33	1.34	1.38
1	AA	189	G	C6-N1	-5.32	1.35	1.39
1	AA	234	C	C2-N3	-5.32	1.31	1.35
1	AA	281	G	C6-N1	-5.32	1.35	1.39
1	AA	334	C	C2-N3	-5.32	1.31	1.35
1	AA	385	C	C2-N3	-5.32	1.31	1.35
1	AA	566	G	C6-N1	-5.32	1.35	1.39
1	AA	594	G	C6-N1	-5.32	1.35	1.39
1	AA	930	C	C2-N3	-5.32	1.31	1.35
35	BA	347	A	N7-C5	-5.32	1.36	1.39
35	BA	683	C	N3-C4	-5.32	1.30	1.33
35	BA	808	G	N7-C5	-5.32	1.36	1.39
35	BA	1050	A	N7-C5	-5.32	1.36	1.39
35	BA	1076	C	C4-N4	-5.32	1.29	1.33
35	BA	1835	G	C8-N7	5.32	1.34	1.30
35	BA	2141	G	C5-C6	-5.32	1.37	1.42
35	BA	2156	G	C6-N1	-5.32	1.35	1.39
35	BA	2621	A	N7-C5	-5.32	1.36	1.39
35	BA	2677	G	C5-C6	-5.32	1.37	1.42
35	BA	2270	G	N7-C5	5.32	1.42	1.39
35	BA	2655	G	N3-C4	-5.32	1.31	1.35
1	AA	30	U	C2-O2	-5.32	1.17	1.22
1	AA	247	G	C2-N3	-5.32	1.28	1.32
1	AA	1178	G	C2-N3	-5.32	1.28	1.32
35	BA	428	A	C5-C6	-5.32	1.36	1.41
35	BA	2559	C	C5'-C4'	-5.32	1.45	1.51
1	AA	540	G	N1-C2	-5.32	1.33	1.37
35	BA	1827	C	P-O5'	-5.32	1.54	1.59
35	BA	2402	C	P-O5'	-5.32	1.54	1.59
1	AA	1226	C	O4'-C1'	-5.32	1.34	1.41
1	AA	1302	U	C2-N3	-5.32	1.34	1.37
1	AA	1401	G	C2-N2	-5.32	1.29	1.34
35	BA	418	G	N3-C4	-5.32	1.31	1.35
35	BA	577	G	C2-N2	-5.32	1.29	1.34
35	BA	983	A	C8-N7	-5.32	1.27	1.31
35	BA	1166	C	C4'-C3'	-5.32	1.47	1.52
35	BA	1351	C	C2-N3	-5.32	1.31	1.35
35	BA	1503	U	C4'-C3'	-5.32	1.47	1.52
35	BA	2330	G	C4'-C3'	-5.32	1.47	1.52
35	BA	2480	C	C4-C5	-5.32	1.38	1.43
35	BA	2597	G	N3-C4	-5.32	1.31	1.35
35	BA	2834	G	C4'-C3'	-5.32	1.47	1.52

Continued on next page...

Continued from previous page...

Mol	Chain	Res	Type	Atoms	Z	Observed(Å)	Ideal(Å)
1	AA	783	C	N1-C6	-5.32	1.33	1.37
1	AA	1483	A	C5-C6	-5.32	1.36	1.41
35	BA	88	G	N9-C8	-5.32	1.34	1.37
35	BA	394	A	C2-N3	-5.32	1.28	1.33
35	BA	1698	A	C5-C6	-5.32	1.36	1.41
35	BA	1749	A	C2-N3	-5.32	1.28	1.33
35	BA	1769	G	N9-C8	-5.32	1.34	1.37
1	AA	1351	U	N1-C6	-5.31	1.33	1.38
36	BB	13	A	C5-C6	5.31	1.45	1.41
36	BB	115	G	C4'-O4'	-5.31	1.38	1.45
1	AA	68	G	C2-N3	-5.31	1.28	1.32
1	AA	483	C	C5-C6	-5.31	1.30	1.34
22	AV	25	C	N3-C4	-5.31	1.30	1.33
35	BA	14	A	C8-N7	-5.31	1.27	1.31
35	BA	402	A	N9-C4	-5.31	1.34	1.37
35	BA	808	G	C5-C6	-5.31	1.37	1.42
35	BA	2662	A	C6-N1	-5.31	1.31	1.35
35	BA	2663	G	C6-N1	-5.31	1.35	1.39
36	BB	111	G	C2-N2	-5.31	1.29	1.34
1	AA	246	A	N3-C4	-5.31	1.31	1.34
1	AA	1144	G	C2'-C1'	-5.31	1.47	1.53
35	BA	610	G	C2'-C1'	-5.31	1.47	1.53
35	BA	1226	A	C5-C4	5.31	1.42	1.38
1	AA	959	A	C6-N6	-5.31	1.29	1.33
1	AA	1007	C	N1-C6	-5.31	1.33	1.37
1	AA	1220	G	C8-N7	-5.31	1.27	1.30
35	BA	1322	A	C6-N1	5.31	1.39	1.35
35	BA	1370	C	N1-C6	-5.31	1.33	1.37
35	BA	2087	G	C8-N7	-5.31	1.27	1.30
35	BA	2371	G	C8-N7	-5.31	1.27	1.30
35	BA	2486	G	C8-N7	-5.31	1.27	1.30
35	BA	2644	G	N9-C8	5.31	1.41	1.37
1	AA	545	C	N3-C4	-5.31	1.30	1.33
1	AA	1090	U	C2-O2	-5.31	1.17	1.22
35	BA	598	G	C6-N1	-5.31	1.35	1.39
35	BA	616	G	C2-N3	-5.31	1.28	1.32
35	BA	980	A	N1-C2	-5.31	1.29	1.34
35	BA	1277	G	C6-N1	-5.31	1.35	1.39
35	BA	1626	G	C2-N3	5.31	1.36	1.32
35	BA	2088	G	C6-N1	5.31	1.43	1.39
35	BA	2130	U	C4-O4	-5.31	1.19	1.23
35	BA	2196	C	N3-C4	-5.31	1.30	1.33

Continued on next page...

Continued from previous page...

Mol	Chain	Res	Type	Atoms	Z	Observed(Å)	Ideal(Å)
1	AA	1434	A	N9-C4	-5.31	1.34	1.37
22	AV	23	C	P-O5'	-5.31	1.54	1.59
35	BA	408	G	N3-C4	-5.31	1.31	1.35
35	BA	1472	A	O4'-C1'	-5.31	1.34	1.41
35	BA	2729	G	N9-C4	-5.31	1.33	1.38
35	BA	2870	C	C4-N4	-5.31	1.29	1.33
1	AA	834	C	O3'-P	-5.30	1.54	1.61
1	AA	925	G	N7-C5	-5.30	1.36	1.39
35	BA	40	C	C4'-C3'	-5.30	1.47	1.52
35	BA	2022	U	C4-C5	-5.30	1.38	1.43
36	BB	27	C	C4'-C3'	-5.30	1.47	1.52
36	BB	94	C	N1-C2	-5.30	1.34	1.40
1	AA	416	G	C8-N7	-5.30	1.27	1.30
1	AA	906	G	C3'-O3'	-5.30	1.34	1.42
1	AA	980	C	C5-C6	-5.30	1.30	1.34
1	AA	1320	C	C5-C6	-5.30	1.30	1.34
1	AA	1381	U	C4'-O4'	-5.30	1.38	1.45
1	AA	1402	C	N1-C2	5.30	1.45	1.40
35	BA	290	G	C3'-O3'	-5.30	1.34	1.42
35	BA	1652	A	P-O5'	-5.30	1.54	1.59
1	AA	204	U	C2'-C1'	-5.30	1.47	1.53
1	AA	1337	G	C2-N2	-5.30	1.29	1.34
1	AA	1423	G	C3'-C2'	-5.30	1.47	1.52
35	BA	641	C	C4-N4	-5.30	1.29	1.33
35	BA	1422	G	C6-O6	-5.30	1.19	1.24
35	BA	2452	C	N3-C4	-5.30	1.30	1.33
36	BB	97	G	C5-C6	-5.30	1.37	1.42
1	AA	657	G	N7-C5	-5.30	1.36	1.39
1	AA	851	G	N9-C8	-5.30	1.34	1.37
1	AA	1438	G	N3-C4	-5.30	1.31	1.35
22	AV	56	C	C5-C6	-5.30	1.30	1.34
35	BA	134	C	C2-N3	-5.30	1.31	1.35
35	BA	1648	C	C2-N3	-5.30	1.31	1.35
35	BA	2582	G	N3-C4	-5.30	1.31	1.35
1	AA	117	G	C5-C6	-5.30	1.37	1.42
1	AA	1261	A	N3-C4	-5.30	1.31	1.34
35	BA	2315	G	C3'-C2'	-5.30	1.47	1.52
1	AA	52	G	C8-N7	-5.30	1.27	1.30
1	AA	55	A	C6-N6	-5.30	1.29	1.33
1	AA	1143	G	C8-N7	-5.30	1.27	1.30
22	AV	54	U	C2-O2	-5.30	1.17	1.22
35	BA	205	G	N1-C2	5.30	1.42	1.37

Continued on next page...

Continued from previous page...

Mol	Chain	Res	Type	Atoms	Z	Observed(Å)	Ideal(Å)
35	BA	488	G	C8-N7	-5.30	1.27	1.30
35	BA	603	A	C6-N6	-5.30	1.29	1.33
35	BA	1444	G	C8-N7	-5.30	1.27	1.30
35	BA	2334	G	C8-N7	-5.30	1.27	1.30
35	BA	2569	G	N1-C2	-5.29	1.33	1.37
1	AA	170	U	N1-C6	-5.29	1.33	1.38
1	AA	315	A	N7-C5	-5.29	1.36	1.39
1	AA	315	A	C5'-C4'	-5.29	1.45	1.51
1	AA	453	A	N7-C5	-5.29	1.36	1.39
35	BA	1235	G	C4'-C3'	-5.29	1.47	1.52
35	BA	1330	C	C4-N4	-5.29	1.29	1.33
35	BA	1599	C	C2-N3	-5.29	1.31	1.35
35	BA	1862	G	C5-C4	-5.29	1.34	1.38
35	BA	1962	C	C5'-C4'	-5.29	1.45	1.51
35	BA	1978	A	N7-C5	-5.29	1.36	1.39
1	AA	432	A	C5-C4	-5.29	1.35	1.38
1	AA	646	U	C2-N3	-5.29	1.34	1.37
1	AA	760	G	C4'-C3'	-5.29	1.47	1.52
1	AA	1289	A	C5-C6	-5.29	1.36	1.41
35	BA	283	A	C6-N1	-5.29	1.31	1.35
35	BA	1000	A	C6-N1	-5.29	1.31	1.35
35	BA	1904	G	C6-O6	-5.29	1.19	1.24
35	BA	2324	C	N1-C6	-5.29	1.33	1.37
1	AA	171	A	C8-N7	-5.29	1.27	1.31
35	BA	2101	G	N1-C2	-5.29	1.33	1.37
35	BA	2228	G	C3'-O3'	-5.29	1.34	1.42
36	BB	100	A	C8-N7	-5.29	1.27	1.31
35	BA	271(C)	C	C5-C6	-5.29	1.30	1.34
35	BA	598	G	C5-C4	-5.29	1.34	1.38
35	BA	770	G	N9-C8	-5.29	1.34	1.37
35	BA	1294	U	C3'-C2'	-5.29	1.47	1.52
35	BA	2007	C	C5-C6	-5.29	1.30	1.34
35	BA	2353	G	C8-N7	-5.29	1.27	1.30
35	BA	2862	G	C5-C4	-5.29	1.34	1.38
35	BA	2886	G	N9-C8	-5.29	1.34	1.37
1	AA	541	G	C6-N1	-5.29	1.35	1.39
35	BA	271(Q)	G	C2-N3	-5.29	1.28	1.32
35	BA	966	G	C6-N1	-5.29	1.35	1.39
35	BA	1308	A	C5-C4	-5.29	1.35	1.38
35	BA	1594	G	C6-N1	-5.29	1.35	1.39
35	BA	2003	G	C6-N1	-5.29	1.35	1.39
35	BA	2868	A	N1-C2	5.29	1.39	1.34

Continued on next page...

Continued from previous page...

Mol	Chain	Res	Type	Atoms	Z	Observed(Å)	Ideal(Å)
1	AA	643	C	N3-C4	-5.29	1.30	1.33
1	AA	835	U	C2-N3	-5.29	1.34	1.37
1	AA	904	C	N1-C6	-5.29	1.33	1.37
1	AA	1469	G	C3'-C2'	-5.29	1.47	1.52
1	AA	1502	A	O3'-P	-5.29	1.54	1.61
18	AR	38	GLU	CD-OE1	-5.29	1.19	1.25
35	BA	1792	G	C5'-C4'	-5.29	1.45	1.51
35	BA	1811	G	N7-C5	-5.29	1.36	1.39
35	BA	1931	U	C4-C5	-5.29	1.38	1.43
35	BA	1960	A	N7-C5	-5.29	1.36	1.39
35	BA	2548	G	N7-C5	-5.29	1.36	1.39
1	AA	305	G	P-O5'	-5.28	1.54	1.59
1	AA	658	G	N9-C8	-5.28	1.34	1.37
35	BA	977	G	C5-C6	-5.28	1.37	1.42
35	BA	1046	A	C1'-N9	-5.28	1.39	1.46
35	BA	1159	U	C3'-C2'	-5.28	1.47	1.52
35	BA	2606	C	C2'-C1'	-5.28	1.47	1.53
35	BA	2717	G	P-O5'	-5.28	1.54	1.59
1	AA	378	G	N9-C4	-5.28	1.33	1.38
1	AA	1273	G	C2-N2	-5.28	1.29	1.34
35	BA	412	A	P-OP2	-5.28	1.40	1.49
1	AA	756	C	C2-O2	-5.28	1.19	1.24
1	AA	987	G	C6-N1	-5.28	1.35	1.39
22	AV	43	A	C4'-C3'	-5.28	1.47	1.52
35	BA	207	A	C6-N6	-5.28	1.29	1.33
35	BA	672	C	C4'-O4'	-5.28	1.38	1.45
35	BA	2171	A	N9-C4	-5.28	1.34	1.37
35	BA	2611	U	N1-C6	-5.28	1.33	1.38
35	BA	129	C	N1-C2	-5.28	1.34	1.40
35	BA	1710	C	N1-C2	-5.28	1.34	1.40
35	BA	2725	A	C5'-C4'	-5.28	1.45	1.51
35	BA	2747	G	N9-C8	-5.28	1.34	1.37
1	AA	555	C	C4'-C3'	-5.28	1.47	1.52
1	AA	608	A	C2'-C1'	-5.28	1.47	1.53
1	AA	748	C	C4'-C3'	5.28	1.58	1.53
1	AA	1021	G	C5-C4	-5.28	1.34	1.38
1	AA	1490	C	C4-C5	-5.28	1.38	1.43
35	BA	141	A	C4'-C3'	-5.28	1.47	1.52
35	BA	180	G	P-O5'	-5.28	1.54	1.59
35	BA	1347	G	C5-C4	-5.28	1.34	1.38
35	BA	2197	U	C4-C5	-5.28	1.38	1.43
1	AA	411	A	C5'-C4'	-5.28	1.45	1.51

Continued on next page...

Continued from previous page...

Mol	Chain	Res	Type	Atoms	Z	Observed(Å)	Ideal(Å)
22	AV	46	G	C6-O6	5.28	1.28	1.24
35	BA	620	G	C8-N7	-5.28	1.27	1.30
35	BA	960	A	C6-N1	-5.28	1.31	1.35
35	BA	1076	C	N3-C4	5.28	1.37	1.33
35	BA	1427	A	C5-C6	5.28	1.45	1.41
35	BA	2063	C	C2-O2	-5.28	1.19	1.24
36	BB	19	G	C8-N7	-5.28	1.27	1.30
36	BB	103	G	O5'-C5'	-5.28	1.34	1.42
1	AA	241	C	C2'-C1'	-5.27	1.47	1.53
1	AA	775	G	C4'-C3'	-5.27	1.47	1.52
35	BA	386	G	N7-C5	-5.27	1.36	1.39
35	BA	1144	G	P-O5'	-5.27	1.54	1.59
35	BA	1628	G	C5'-C4'	-5.27	1.45	1.51
35	BA	1678	G	P-O5'	-5.27	1.54	1.59
35	BA	2508	G	C5'-C4'	-5.27	1.45	1.51
35	BA	2830	G	C4'-C3'	-5.27	1.47	1.52
35	BA	2835	A	C3'-O3'	5.27	1.49	1.42
35	BA	17	G	C2-N3	-5.27	1.28	1.32
35	BA	63	U	N3-C4	-5.27	1.33	1.38
35	BA	1330	C	C4-C5	-5.27	1.38	1.43
35	BA	2067	G	C2-N3	-5.27	1.28	1.32
35	BA	2319	G	C2-N3	-5.27	1.28	1.32
35	BA	2808	U	N3-C4	-5.27	1.33	1.38
35	BA	2869	G	C5-C6	-5.27	1.37	1.42
35	BA	2163	C	C2-O2	-5.27	1.19	1.24
35	BA	2195	C	C2-O2	-5.27	1.19	1.24
35	BA	2670	A	C5-C6	-5.27	1.36	1.41
1	AA	772	U	C5-C6	-5.27	1.29	1.34
35	BA	443	A	N7-C5	5.27	1.42	1.39
35	BA	2548	G	C4'-O4'	-5.27	1.38	1.45
1	AA	298	A	N7-C5	-5.27	1.36	1.39
1	AA	309	G	O3'-P	-5.27	1.54	1.61
1	AA	734	G	P-O5'	-5.27	1.54	1.59
1	AA	770	C	C4-N4	-5.27	1.29	1.33
35	BA	1128	A	N3-C4	5.27	1.38	1.34
35	BA	1507	A	C8-N7	-5.27	1.27	1.31
35	BA	2514	U	N1-C6	-5.27	1.33	1.38
1	AA	300	A	C5-C6	-5.27	1.36	1.41
1	AA	1306	A	C5-C6	-5.27	1.36	1.41
1	AA	1321	C	C2'-O2'	-5.27	1.34	1.41
35	BA	699	A	C5-C6	-5.27	1.36	1.41
35	BA	2030	A	N3-C4	-5.27	1.31	1.34

Continued on next page...

Continued from previous page...

Mol	Chain	Res	Type	Atoms	Z	Observed(Å)	Ideal(Å)
1	AA	55	A	C2-N3	-5.26	1.28	1.33
1	AA	162	A	C5-C4	-5.26	1.35	1.38
1	AA	753	A	C6-N1	-5.26	1.31	1.35
1	AA	804	U	C2-N3	-5.26	1.34	1.37
1	AA	1061	G	N9-C4	-5.26	1.33	1.38
35	BA	1285	G	C2'-C1'	-5.26	1.47	1.53
35	BA	1562	A	C5-C4	-5.26	1.35	1.38
35	BA	1865	G	N9-C4	-5.26	1.33	1.38
35	BA	2057	A	O3'-P	-5.26	1.54	1.61
35	BA	232	G	C5-C4	-5.26	1.34	1.38
35	BA	1300	U	C4'-C3'	-5.26	1.47	1.52
35	BA	2070	G	C5-C4	-5.26	1.34	1.38
35	BA	2621	A	N9-C4	-5.26	1.34	1.37
36	BB	88	C	C4-C5	-5.26	1.38	1.43
1	AA	160	A	N3-C4	5.26	1.38	1.34
1	AA	1078	U	C4-C5	-5.26	1.38	1.43
35	BA	850	C	C2-N3	-5.26	1.31	1.35
35	BA	937	U	N1-C2	-5.26	1.33	1.38
35	BA	1208	C	C2-N3	-5.26	1.31	1.35
35	BA	1221	C	C5-C6	5.26	1.38	1.34
35	BA	1512	U	N1-C2	-5.26	1.33	1.38
35	BA	2134	A	N9-C8	-5.26	1.33	1.37
35	BA	2488	A	C5'-C4'	-5.26	1.45	1.51
1	AA	298	A	C2-N3	-5.26	1.28	1.33
1	AA	417	C	C5'-C4'	-5.26	1.45	1.51
1	AA	479	C	N1-C6	-5.26	1.33	1.37
1	AA	527	G	C6-O6	-5.26	1.19	1.24
1	AA	547	A	N3-C4	-5.26	1.31	1.34
1	AA	1298	C	C5-C6	-5.26	1.30	1.34
35	BA	150	C	C4-N4	-5.26	1.29	1.33
35	BA	213	A	N3-C4	-5.26	1.31	1.34
35	BA	334	C	N1-C6	-5.26	1.33	1.37
35	BA	942	G	C6-O6	-5.26	1.19	1.24
35	BA	1005	C	C4-N4	-5.26	1.29	1.33
35	BA	1764	G	C6-O6	-5.26	1.19	1.24
35	BA	1827	C	C4-N4	-5.26	1.29	1.33
35	BA	1945	G	C4'-C3'	-5.26	1.47	1.52
35	BA	2467	C	C4-C5	-5.26	1.38	1.43
35	BA	2882	A	C4'-C3'	-5.26	1.47	1.52
36	BB	39	A	C5-C4	-5.26	1.35	1.38
1	AA	173	U	P-O5'	-5.26	1.54	1.59
1	AA	1424	C	N3-C4	-5.26	1.30	1.33

Continued on next page...

Continued from previous page...

Mol	Chain	Res	Type	Atoms	Z	Observed(Å)	Ideal(Å)
35	BA	181	A	P-O5'	-5.26	1.54	1.59
35	BA	395	U	O4'-C1'	-5.26	1.34	1.41
35	BA	2428	G	N1-C2	-5.26	1.33	1.37
36	BB	71	C	N3-C4	-5.26	1.30	1.33
1	AA	1125	U	C4-C5	-5.26	1.38	1.43
36	BB	62	C	C2-N3	-5.26	1.31	1.35
1	AA	1426	C	C5-C6	-5.25	1.30	1.34
35	BA	562	U	N3-C4	-5.25	1.33	1.38
35	BA	1688	U	C4'-O4'	-5.25	1.38	1.45
35	BA	2027	G	C6-O6	-5.25	1.19	1.24
35	BA	2110	G	C6-O6	-5.25	1.19	1.24
35	BA	2306	C	P-O5'	-5.25	1.54	1.59
35	BA	2456	C	C5-C6	-5.25	1.30	1.34
35	BA	2769	C	C5-C6	-5.25	1.30	1.34
35	BA	2881	C	C4-C5	5.25	1.47	1.43
1	AA	1135	U	N1-C2	5.25	1.43	1.38
35	BA	66	C	C4-C5	-5.25	1.38	1.43
35	BA	804	A	N3-C4	-5.25	1.31	1.34
35	BA	1053	C	C4-C5	-5.25	1.38	1.43
35	BA	2801	A	C5-C6	-5.25	1.36	1.41
1	AA	292	G	C2'-C1'	-5.25	1.47	1.53
1	AA	573	A	C2'-C1'	-5.25	1.47	1.53
1	AA	881	G	N3-C4	-5.25	1.31	1.35
1	AA	1519	A	C6-N6	-5.25	1.29	1.33
35	BA	1632	A	C2'-C1'	-5.25	1.47	1.53
35	BA	1778	U	C5-C6	-5.25	1.29	1.34
35	BA	1876	A	C6-N6	-5.25	1.29	1.33
35	BA	1963	U	C3'-C2'	-5.25	1.47	1.52
35	BA	2640	G	N9-C8	-5.25	1.34	1.37
22	AV	10	G	N7-C5	-5.25	1.36	1.39
35	BA	765	G	C5'-C4'	-5.25	1.45	1.51
35	BA	1139	G	N7-C5	-5.25	1.36	1.39
35	BA	1304	C	C5-C6	-5.25	1.30	1.34
35	BA	2090	G	C8-N7	-5.25	1.27	1.30
35	BA	2436	G	C4'-C3'	-5.25	1.47	1.52
35	BA	502	A	P-O5'	-5.25	1.54	1.59
35	BA	2135	A	C3'-C2'	-5.25	1.47	1.52
35	BA	2176	A	C5'-C4'	-5.25	1.45	1.51
35	BA	2183	C	N1-C6	-5.25	1.34	1.37
36	BB	6	C	C3'-C2'	-5.25	1.47	1.52
1	AA	944	G	C5-C4	-5.25	1.34	1.38
1	AA	1269	A	C2-N3	-5.25	1.28	1.33

Continued on next page...

Continued from previous page...

Mol	Chain	Res	Type	Atoms	Z	Observed(Å)	Ideal(Å)
1	AA	1309	G	C5-C6	-5.25	1.37	1.42
35	BA	644	A	C2-N3	-5.25	1.28	1.33
35	BA	1993	U	N1-C2	5.25	1.43	1.38
35	BA	2074	U	C4-O4	5.25	1.27	1.23
35	BA	2131	G	C6-O6	-5.25	1.19	1.24
35	BA	2298	A	C6-N1	-5.25	1.31	1.35
35	BA	2423	U	N1-C6	-5.25	1.33	1.38
35	BA	2885	C	C4-N4	-5.25	1.29	1.33
1	AA	530	G	P-O5'	-5.25	1.54	1.59
1	AA	1064	G	P-O5'	-5.25	1.54	1.59
35	BA	1307	A	P-O5'	-5.25	1.54	1.59
35	BA	1901	A	C8-N7	-5.25	1.27	1.31
35	BA	2775	A	P-O5'	-5.25	1.54	1.59
1	AA	270	A	C4'-O4'	-5.24	1.38	1.45
1	AA	870	U	N3-C4	-5.24	1.33	1.38
35	BA	80	G	N9-C8	5.24	1.41	1.37
35	BA	103	A	C8-N7	5.24	1.35	1.31
35	BA	505	A	C5-C4	-5.24	1.35	1.38
35	BA	654(J)	A	C5-C4	-5.24	1.35	1.38
35	BA	896	A	N9-C4	-5.24	1.34	1.37
35	BA	1115	G	C2'-C1'	-5.24	1.47	1.53
35	BA	1194	A	N7-C5	-5.24	1.36	1.39
35	BA	1231	G	C8-N7	-5.24	1.27	1.30
35	BA	1519	G	C4'-O4'	-5.24	1.38	1.45
35	BA	1696	G	N1-C2	-5.24	1.33	1.37
35	BA	2277	G	C8-N7	-5.24	1.27	1.30
35	BA	2753	A	O4'-C1'	5.24	1.48	1.41
36	BB	90	A	C5-C4	-5.24	1.35	1.38
1	AA	507	C	N3-C4	-5.24	1.30	1.33
1	AA	538	G	C2'-C1'	-5.24	1.47	1.53
1	AA	784	C	C4-N4	-5.24	1.29	1.33
1	AA	1356	G	C6-O6	-5.24	1.19	1.24
35	BA	654(L)	G	C6-O6	-5.24	1.19	1.24
35	BA	921	G	C5-C4	-5.24	1.34	1.38
35	BA	1741	A	O3'-P	-5.24	1.54	1.61
35	BA	1992	G	C6-O6	-5.24	1.19	1.24
35	BA	2528	U	C4-C5	-5.24	1.38	1.43
35	BA	2648	C	C2-N3	-5.24	1.31	1.35
36	BB	12	C	C2-N3	-5.24	1.31	1.35
1	AA	426	G	N7-C5	5.24	1.42	1.39
22	AV	12	G	C6-N1	-5.24	1.35	1.39
35	BA	1542	A	C5-C4	-5.24	1.35	1.38

Continued on next page...

Continued from previous page...

Mol	Chain	Res	Type	Atoms	Z	Observed(Å)	Ideal(Å)
35	BA	1953	A	C5-C6	-5.24	1.36	1.41
35	BA	1972	A	C6-N6	-5.24	1.29	1.33
35	BA	1981	A	N1-C2	-5.24	1.29	1.34
35	BA	2337	G	N1-C2	-5.24	1.33	1.37
1	AA	355	C	C2-N3	-5.24	1.31	1.35
1	AA	523	A	C2'-C1'	-5.24	1.47	1.53
1	AA	1370	G	C2'-C1'	-5.24	1.47	1.53
35	BA	788	A	N7-C5	-5.24	1.36	1.39
35	BA	1222	C	C2-N3	-5.24	1.31	1.35
35	BA	1992	G	C2'-C1'	-5.24	1.47	1.53
35	BA	2473	U	C2-N3	-5.24	1.34	1.37
1	AA	39	G	C8-N7	5.24	1.34	1.30
1	AA	1520	G	N9-C8	-5.24	1.34	1.37
35	BA	485	C	C4-C5	-5.24	1.38	1.43
35	BA	654(S)	G	N9-C8	-5.24	1.34	1.37
35	BA	676	A	O3'-P	-5.24	1.54	1.61
35	BA	700	G	C4'-C3'	-5.24	1.47	1.52
35	BA	2177	C	N1-C6	-5.24	1.34	1.37
35	BA	2320	A	N3-C4	-5.24	1.31	1.34
35	BA	2690	C	N1-C6	-5.24	1.34	1.37
35	BA	2887	U	N3-C4	-5.23	1.33	1.38
1	AA	898	G	C5-C6	-5.23	1.37	1.42
1	AA	1132	C	C4'-C3'	-5.23	1.47	1.52
1	AA	1399	C	P-O5'	-5.23	1.54	1.59
16	AP	26	ARG	NE-CZ	-5.23	1.26	1.33
35	BA	8	A	N9-C4	-5.23	1.34	1.37
35	BA	1130	U	C2-N3	-5.23	1.34	1.37
35	BA	2304	G	C2-N3	-5.23	1.28	1.32
35	BA	2838	G	C2-N3	-5.23	1.28	1.32
36	BB	13	A	N9-C4	-5.23	1.34	1.37
1	AA	475	G	N9-C8	-5.23	1.34	1.37
1	AA	976	G	N3-C4	-5.23	1.31	1.35
22	AV	21	A	C5-C6	-5.23	1.36	1.41
23	AX	11	U	C2-O2	-5.23	1.17	1.22
26	B1	31	GLY	C-O	-5.23	1.15	1.23
35	BA	1480	G	N7-C5	-5.23	1.36	1.39
35	BA	1666	G	N3-C4	-5.23	1.31	1.35
35	BA	1811	G	N9-C8	-5.23	1.34	1.37
35	BA	1928	A	C5-C6	-5.23	1.36	1.41
35	BA	1975	G	C8-N7	-5.23	1.27	1.30
1	AA	425	G	C2-N3	-5.23	1.28	1.32
1	AA	915	A	N9-C8	-5.23	1.33	1.37

Continued on next page...

Continued from previous page...

Mol	Chain	Res	Type	Atoms	Z	Observed(Å)	Ideal(Å)
1	AA	1077	G	C4'-C3'	-5.23	1.47	1.52
1	AA	1121	U	N1-C2	-5.23	1.33	1.38
1	AA	1443	G	P-O5'	-5.23	1.54	1.59
35	BA	108	U	C4-O4	-5.23	1.19	1.23
35	BA	123	G	C2-N3	-5.23	1.28	1.32
35	BA	385	C	C4'-C3'	-5.23	1.47	1.52
35	BA	1045	A	C4'-C3'	-5.23	1.47	1.52
35	BA	2532	G	N1-C2	-5.23	1.33	1.37
36	BB	91	C	P-O5'	-5.23	1.54	1.59
1	AA	959	A	N3-C4	-5.23	1.31	1.34
1	AA	1279	A	C8-N7	-5.23	1.27	1.31
35	BA	263	C	C3'-C2'	-5.23	1.47	1.52
35	BA	1918	A	C2'-C1'	-5.23	1.47	1.53
1	AA	674	G	N9-C4	-5.23	1.33	1.38
1	AA	819	A	C5-C6	-5.23	1.36	1.41
1	AA	1502	A	C4'-C3'	-5.23	1.47	1.52
35	BA	39	C	N1-C6	5.23	1.40	1.37
35	BA	1189	A	C4'-C3'	-5.23	1.47	1.52
35	BA	1848	A	C6-N1	-5.23	1.31	1.35
35	BA	2028	U	N3-C4	-5.23	1.33	1.38
1	AA	246	A	N7-C5	-5.22	1.36	1.39
1	AA	595	G	C5-C4	-5.22	1.34	1.38
22	AV	18	G	C2-N2	-5.22	1.29	1.34
35	BA	357	A	N7-C5	-5.22	1.36	1.39
35	BA	437	G	C2-N2	-5.22	1.29	1.34
35	BA	480	A	N9-C8	-5.22	1.33	1.37
35	BA	732	C	N3-C4	-5.22	1.30	1.33
35	BA	1045	A	C2-N3	-5.22	1.28	1.33
35	BA	1592	C	C4-N4	-5.22	1.29	1.33
35	BA	1633	G	N3-C4	-5.22	1.31	1.35
35	BA	1987	G	C8-N7	-5.22	1.27	1.30
35	BA	2375	G	C4'-O4'	-5.22	1.38	1.45
36	BB	15	A	N7-C5	-5.22	1.36	1.39
1	AA	199	G	C6-N1	-5.22	1.35	1.39
1	AA	239	U	N3-C4	-5.22	1.33	1.38
1	AA	1057	G	C6-N1	-5.22	1.35	1.39
35	BA	323	G	C6-N1	-5.22	1.35	1.39
35	BA	969	U	C4'-C3'	-5.22	1.47	1.52
35	BA	1187	G	C6-N1	-5.22	1.35	1.39
35	BA	1191	G	C8-N7	5.22	1.34	1.30
35	BA	1458	C	C4'-C3'	-5.22	1.47	1.52
35	BA	2282	G	C2'-O2'	-5.22	1.34	1.41

Continued on next page...

Continued from previous page...

Mol	Chain	Res	Type	Atoms	Z	Observed(Å)	Ideal(Å)
35	BA	2586	C	C4-C5	-5.22	1.38	1.43
36	BB	66	A	C4'-C3'	-5.22	1.47	1.52
1	AA	431	A	N3-C4	5.22	1.38	1.34
1	AA	1104	G	C5-C4	-5.22	1.34	1.38
1	AA	1337	G	C2-N3	-5.22	1.28	1.32
1	AA	1397	C	P-O5'	-5.22	1.54	1.59
35	BA	814	C	C2-O2	-5.22	1.19	1.24
35	BA	1132	A	C6-N1	-5.22	1.31	1.35
35	BA	1213	A	N7-C5	-5.22	1.36	1.39
35	BA	1354	A	C4'-O4'	-5.22	1.38	1.45
35	BA	1492	G	P-O5'	-5.22	1.54	1.59
35	BA	1655	A	C6-N1	-5.22	1.31	1.35
35	BA	2851	A	C4'-O4'	-5.22	1.38	1.45
1	AA	1106	G	C6-N1	-5.22	1.35	1.39
35	BA	19	C	C4-C5	-5.22	1.38	1.43
35	BA	285	C	N1-C6	-5.22	1.34	1.37
35	BA	1551	C	N1-C6	-5.22	1.34	1.37
35	BA	1637	A	C8-N7	-5.22	1.27	1.31
35	BA	1827	C	C5'-C4'	-5.22	1.45	1.51
35	BA	2639	A	C2-N3	-5.22	1.28	1.33
1	AA	340	U	C2'-O2'	-5.21	1.34	1.41
1	AA	595	G	N1-C2	-5.21	1.33	1.37
1	AA	1160	G	N9-C8	-5.21	1.34	1.37
35	BA	2285	C	C2-O2	-5.21	1.19	1.24
35	BA	2321	G	N9-C8	-5.21	1.34	1.37
35	BA	2757	A	C6-N6	-5.21	1.29	1.33
35	BA	191	A	N9-C4	-5.21	1.34	1.37
35	BA	1316	U	N3-C4	-5.21	1.33	1.38
1	AA	853	G	C4'-O4'	-5.21	1.38	1.45
1	AA	1099	G	N9-C4	5.21	1.42	1.38
1	AA	1399	C	C3'-C2'	-5.21	1.47	1.52
35	BA	459	U	C3'-C2'	-5.21	1.47	1.52
35	BA	578	A	C2-N3	-5.21	1.28	1.33
35	BA	743	G	N9-C4	5.21	1.42	1.38
35	BA	1570	A	C8-N7	-5.21	1.27	1.31
35	BA	1757	U	N1-C2	5.21	1.43	1.38
1	AA	521	G	O3'-P	-5.21	1.54	1.61
1	AA	53	A	C6-N1	-5.21	1.31	1.35
1	AA	259	G	C2-N3	-5.21	1.28	1.32
35	BA	757	U	C4-C5	-5.21	1.38	1.43
35	BA	1188	U	N3-C4	-5.21	1.33	1.38
35	BA	1639	U	C4'-C3'	-5.21	1.47	1.52

Continued on next page...

Continued from previous page...

Mol	Chain	Res	Type	Atoms	Z	Observed(Å)	Ideal(Å)
35	BA	2523	G	C2-N2	-5.21	1.29	1.34
1	AA	300	A	C8-N7	-5.21	1.27	1.31
1	AA	909	A	C5-C4	-5.21	1.35	1.38
1	AA	971	G	N1-C2	-5.21	1.33	1.37
35	BA	538	G	C6-N1	-5.21	1.35	1.39
35	BA	1878	G	C5-C6	-5.21	1.37	1.42
1	AA	13	U	C5-C6	-5.21	1.29	1.34
1	AA	405	U	C5-C6	-5.21	1.29	1.34
1	AA	635	G	C3'-O3'	-5.21	1.34	1.42
1	AA	1099	G	C2-N2	-5.21	1.29	1.34
1	AA	1466	C	N1-C2	-5.21	1.34	1.40
35	BA	639	U	N1-C6	-5.21	1.33	1.38
35	BA	1691	C	N1-C2	-5.21	1.34	1.40
35	BA	2786	U	C2-N3	-5.21	1.34	1.37
1	AA	226	G	C5-C4	-5.20	1.34	1.38
1	AA	236	G	N9-C8	-5.20	1.34	1.37
1	AA	961	U	C2-O2	-5.20	1.17	1.22
1	AA	988	G	C8-N7	-5.20	1.27	1.30
1	AA	1081	G	C5-C4	-5.20	1.34	1.38
35	BA	255	A	C6-N1	-5.20	1.31	1.35
35	BA	389	G	C5-C6	-5.20	1.37	1.42
35	BA	547	A	N3-C4	-5.20	1.31	1.34
35	BA	864	G	C6-O6	-5.20	1.19	1.24
35	BA	932	G	C6-O6	-5.20	1.19	1.24
35	BA	1088	A	C6-N1	-5.20	1.31	1.35
35	BA	1419	A	C6-N6	-5.20	1.29	1.33
35	BA	1613	G	C5'-C4'	-5.20	1.45	1.51
35	BA	1708	C	C4-C5	-5.20	1.38	1.43
35	BA	2127	G	C8-N7	-5.20	1.27	1.30
35	BA	2725	A	C6-N1	-5.20	1.31	1.35
35	BA	604	G	C4'-C3'	-5.20	1.47	1.52
35	BA	2250	G	C3'-C2'	-5.20	1.47	1.52
1	AA	244	U	C5-C6	-5.20	1.29	1.34
1	AA	784	C	C2-O2	-5.20	1.19	1.24
1	AA	813	U	C2-N3	-5.20	1.34	1.37
1	AA	869	G	N7-C5	-5.20	1.36	1.39
1	AA	1398	A	N7-C5	-5.20	1.36	1.39
1	AA	1415	G	N1-C2	-5.20	1.33	1.37
35	BA	33	U	C5-C6	-5.20	1.29	1.34
35	BA	722	A	C8-N7	-5.20	1.27	1.31
35	BA	1055	G	N7-C5	-5.20	1.36	1.39
1	AA	1385	G	C3'-C2'	-5.20	1.47	1.52

Continued on next page...

Continued from previous page...

Mol	Chain	Res	Type	Atoms	Z	Observed(Å)	Ideal(Å)
35	BA	241	A	C6-N1	-5.20	1.31	1.35
35	BA	440	G	N9-C4	-5.20	1.33	1.38
35	BA	582	G	C5-C4	-5.20	1.34	1.38
35	BA	670	A	C6-N1	-5.20	1.31	1.35
35	BA	1296	G	C8-N7	-5.20	1.27	1.30
35	BA	1551	C	C2-N3	-5.20	1.31	1.35
35	BA	1836	C	C2-N3	-5.20	1.31	1.35
35	BA	2112	G	C8-N7	-5.20	1.27	1.30
35	BA	2112	G	C5-C4	-5.20	1.34	1.38
35	BA	2382	G	C5-C4	-5.20	1.34	1.38
35	BA	2674	G	O5'-C5'	-5.20	1.34	1.42
1	AA	1220	G	C6-N1	-5.20	1.35	1.39
35	BA	58	G	C6-N1	-5.20	1.35	1.39
35	BA	334	C	O3'-P	-5.20	1.54	1.61
35	BA	754	C	C5-C6	-5.20	1.30	1.34
35	BA	1659	U	C4-O4	-5.20	1.19	1.23
35	BA	1794	U	O3'-P	-5.20	1.54	1.61
35	BA	2412	A	C5-C6	-5.20	1.36	1.41
1	AA	382	A	C5-C4	-5.20	1.35	1.38
1	AA	588	G	C4'-C3'	-5.20	1.47	1.52
1	AA	624	C	C4-C5	-5.20	1.38	1.43
1	AA	1350	A	C5-C6	5.20	1.45	1.41
35	BA	1168	G	C4'-C3'	-5.20	1.47	1.52
35	BA	1317	A	N3-C4	-5.20	1.31	1.34
35	BA	1991	U	P-O5'	-5.20	1.54	1.59
35	BA	2508	G	P-O5'	-5.20	1.54	1.59
1	AA	388	G	N7-C5	-5.19	1.36	1.39
1	AA	1082	G	N7-C5	-5.19	1.36	1.39
35	BA	49	A	C6-N6	-5.19	1.29	1.33
35	BA	570	G	C2-N3	-5.19	1.28	1.32
35	BA	1593	G	N7-C5	-5.19	1.36	1.39
38	BD	23	GLU	CD-OE1	-5.19	1.20	1.25
1	AA	315	A	P-O5'	-5.19	1.54	1.59
1	AA	564	C	C5'-C4'	-5.19	1.45	1.51
1	AA	1093	A	P-O5'	-5.19	1.54	1.59
1	AA	1403	C	N3-C4	-5.19	1.30	1.33
35	BA	33	U	N1-C6	5.19	1.42	1.38
35	BA	363(A)	A	C5-C6	-5.19	1.36	1.41
35	BA	393	C	C4'-C3'	-5.19	1.47	1.52
35	BA	399	G	N9-C4	-5.19	1.33	1.38
35	BA	654(I)	C	N3-C4	-5.19	1.30	1.33
35	BA	755	C	P-O5'	-5.19	1.54	1.59

Continued on next page...

Continued from previous page...

Mol	Chain	Res	Type	Atoms	Z	Observed(Å)	Ideal(Å)
35	BA	892	G	C2-N2	-5.19	1.29	1.34
35	BA	2124	G	C5'-C4'	-5.19	1.45	1.51
35	BA	2155	G	N9-C4	-5.19	1.33	1.38
35	BA	2861	G	C1'-N9	-5.19	1.39	1.46
1	AA	227	G	C5'-C4'	-5.19	1.45	1.51
1	AA	674	G	P-O5'	-5.19	1.54	1.59
1	AA	1102	A	C2-N3	-5.19	1.28	1.33
1	AA	1428	A	C2-N3	-5.19	1.28	1.33
35	BA	118	A	C2-N3	-5.19	1.28	1.33
35	BA	216	A	C6-N6	-5.19	1.29	1.33
35	BA	381	G	N1-C2	5.19	1.42	1.37
35	BA	654(K)	C	C3'-C2'	-5.19	1.47	1.52
35	BA	660	G	C2-N3	-5.19	1.28	1.32
35	BA	1128	A	C6-N6	-5.19	1.29	1.33
35	BA	1449	A	P-O5'	-5.19	1.54	1.59
35	BA	1582	C	N1-C6	-5.19	1.34	1.37
35	BA	1584	C	N1-C6	-5.19	1.34	1.37
35	BA	1785	A	C6-N6	-5.19	1.29	1.33
35	BA	2376	A	P-O5'	-5.19	1.54	1.59
1	AA	836	G	C5-C6	-5.19	1.37	1.42
35	BA	146	G	O3'-P	-5.19	1.54	1.61
35	BA	1137	G	O3'-P	-5.19	1.54	1.61
35	BA	1395	A	O3'-P	-5.19	1.54	1.61
35	BA	2576	G	N9-C4	-5.19	1.33	1.38
1	AA	350	G	N1-C2	-5.19	1.33	1.37
1	AA	786	G	N1-C2	-5.19	1.33	1.37
1	AA	1046	A	C2-N3	5.19	1.38	1.33
35	BA	769	G	N7-C5	-5.19	1.36	1.39
35	BA	968	G	C2'-C1'	-5.19	1.47	1.53
35	BA	1835	G	N1-C2	-5.19	1.33	1.37
35	BA	1847	A	N9-C8	-5.19	1.33	1.37
35	BA	2628	C	N3-C4	-5.19	1.30	1.33
35	BA	2641	G	C3'-C2'	-5.19	1.47	1.52
35	BA	764	A	N1-C2	-5.19	1.29	1.34
35	BA	1777	U	C3'-O3'	-5.19	1.34	1.42
35	BA	2272	U	C3'-O3'	-5.19	1.34	1.42
35	BA	2674	G	C3'-O3'	-5.19	1.34	1.42
1	AA	93	G	C5'-C4'	-5.18	1.45	1.51
1	AA	280	C	N1-C6	-5.18	1.34	1.37
35	BA	407	G	C2-N2	5.18	1.39	1.34
35	BA	1253	A	N3-C4	-5.18	1.31	1.34
35	BA	1356	G	C2-N2	-5.18	1.29	1.34

Continued on next page...

Continued from previous page...

Mol	Chain	Res	Type	Atoms	Z	Observed(Å)	Ideal(Å)
35	BA	1805	U	N1-C6	-5.18	1.33	1.38
35	BA	2332	U	C2-N3	-5.18	1.34	1.37
35	BA	2768	C	N1-C6	-5.18	1.34	1.37
1	AA	699	C	C4'-O4'	-5.18	1.38	1.45
35	BA	45	C	C4-C5	-5.18	1.38	1.43
35	BA	330	A	N9-C4	-5.18	1.34	1.37
35	BA	689	A	N9-C4	-5.18	1.34	1.37
35	BA	1876	A	C6-N1	-5.18	1.31	1.35
1	AA	283	C	O3'-P	-5.18	1.54	1.61
35	BA	939	G	O3'-P	-5.18	1.54	1.61
35	BA	1082	U	C4-C5	5.18	1.48	1.43
1	AA	360	A	C6-N6	-5.18	1.29	1.33
1	AA	438	G	C2'-O2'	-5.18	1.34	1.41
1	AA	1164	G	P-O5'	-5.18	1.54	1.59
1	AA	1235	U	N1-C2	-5.18	1.33	1.38
1	AA	1505	G	C2-N3	-5.18	1.28	1.32
35	BA	2485	G	P-O5'	-5.18	1.54	1.59
35	BA	2525	G	N9-C4	-5.18	1.33	1.38
1	AA	758	G	C2'-C1'	-5.18	1.47	1.53
1	AA	1024	G	C8-N7	-5.18	1.27	1.30
35	BA	1021	A	C8-N7	-5.18	1.27	1.31
35	BA	1443	G	C8-N7	-5.18	1.27	1.30
35	BA	2093	G	C8-N7	-5.18	1.27	1.30
35	BA	2139	C	C5'-C4'	-5.18	1.45	1.51
35	BA	2391	G	C8-N7	-5.18	1.27	1.30
1	AA	529	G	C5-C4	-5.18	1.34	1.38
1	AA	1442(B)	A	N7-C5	-5.18	1.36	1.39
1	AA	1510	U	N3-C4	-5.18	1.33	1.38
22	AV	46	G	C6-N1	-5.18	1.35	1.39
35	BA	300	A	N9-C4	-5.18	1.34	1.37
35	BA	308	G	C6-N1	-5.18	1.35	1.39
35	BA	336	C	C3'-C2'	-5.18	1.47	1.52
35	BA	1143	A	C2-N3	-5.18	1.28	1.33
35	BA	1383	C	C4-N4	-5.18	1.29	1.33
35	BA	2010	G	C6-O6	-5.18	1.19	1.24
35	BA	2665	A	N7-C5	-5.18	1.36	1.39
1	AA	6	G	O3'-P	-5.17	1.54	1.61
1	AA	1072	G	C2-N3	-5.17	1.28	1.32
35	BA	2374	C	C4'-C3'	-5.17	1.47	1.52
36	BB	72	G	C2-N3	-5.17	1.28	1.32
1	AA	669	U	C2-N3	-5.17	1.34	1.37
1	AA	878	G	P-O5'	-5.17	1.54	1.59

Continued on next page...

Continued from previous page...

Mol	Chain	Res	Type	Atoms	Z	Observed(Å)	Ideal(Å)
35	BA	351	G	C5'-C4'	-5.17	1.45	1.51
35	BA	756	C	C2-O2	-5.17	1.19	1.24
35	BA	2500	U	C2-N3	-5.17	1.34	1.37
1	AA	909	A	C5-C6	-5.17	1.36	1.41
35	BA	1217	C	C4'-C3'	-5.17	1.47	1.52
35	BA	1896	G	N9-C8	-5.17	1.34	1.37
1	AA	1030(A)	G	N7-C5	-5.17	1.36	1.39
1	AA	1133	G	N7-C5	-5.17	1.36	1.39
1	AA	1283	G	N7-C5	-5.17	1.36	1.39
35	BA	862	G	N7-C5	-5.17	1.36	1.39
35	BA	2355	C	C2-N3	-5.17	1.31	1.35
35	BA	2752	C	N3-C4	-5.17	1.30	1.33
35	BA	823	G	N9-C8	5.17	1.41	1.37
35	BA	1518	U	P-O5'	5.17	1.65	1.59
35	BA	2133	G	N1-C2	-5.17	1.33	1.37
35	BA	2598	A	C2'-C1'	-5.17	1.47	1.53
1	AA	115	G	C6-O6	-5.17	1.19	1.24
1	AA	239	U	C5-C6	-5.17	1.29	1.34
1	AA	280	C	P-O5'	-5.17	1.54	1.59
1	AA	647	C	N1-C6	-5.17	1.34	1.37
1	AA	970	C	N1-C6	-5.17	1.34	1.37
35	BA	51	G	P-O5'	-5.17	1.54	1.59
35	BA	377	C	P-O5'	-5.17	1.54	1.59
35	BA	1554	A	C5'-C4'	-5.17	1.45	1.51
35	BA	1663	C	N3-C4	5.17	1.37	1.33
35	BA	2107	C	N1-C6	-5.17	1.34	1.37
1	AA	664	G	C2-N3	-5.17	1.28	1.32
35	BA	1646	C	C4-N4	5.17	1.38	1.33
1	AA	90	U	C2'-C1'	-5.16	1.47	1.53
1	AA	270	A	N9-C4	-5.16	1.34	1.37
35	BA	454	A	C5-C6	-5.16	1.36	1.41
35	BA	635	C	C5-C6	-5.16	1.30	1.34
35	BA	2201	C	C4-C5	-5.16	1.38	1.43
35	BA	2474	C	C4-C5	-5.16	1.38	1.43
35	BA	2618	G	N3-C4	-5.16	1.31	1.35
1	AA	79	G	C2-N2	-5.16	1.29	1.34
1	AA	1401	G	C6-O6	-5.16	1.19	1.24
1	AA	614	A	C6-N6	-5.16	1.29	1.33
1	AA	820	U	N1-C2	5.16	1.43	1.38
5	AE	8	GLU	CD-OE1	-5.16	1.20	1.25
35	BA	447	A	C6-N1	5.16	1.39	1.35
35	BA	1528(A)	A	C6-N1	-5.16	1.31	1.35

Continued on next page...

Continued from previous page...

Mol	Chain	Res	Type	Atoms	Z	Observed(Å)	Ideal(Å)
35	BA	1829	A	C6-N1	-5.16	1.31	1.35
35	BA	1920	C	N1-C6	-5.16	1.34	1.37
35	BA	2592	G	C5-C4	-5.16	1.34	1.38
1	AA	153	C	N1-C2	5.16	1.45	1.40
1	AA	251	G	C5-C6	-5.16	1.37	1.42
1	AA	569	C	O3'-P	-5.16	1.54	1.61
1	AA	610	G	C2-N2	-5.16	1.29	1.34
35	BA	18	C	C5-C6	-5.16	1.30	1.34
35	BA	461	C	C5-C6	-5.16	1.30	1.34
35	BA	495	G	O3'-P	-5.16	1.54	1.61
35	BA	1098	A	N3-C4	5.16	1.38	1.34
35	BA	1189	A	N3-C4	-5.16	1.31	1.34
35	BA	1254	A	N3-C4	-5.16	1.31	1.34
35	BA	1543	C	O3'-P	-5.16	1.54	1.61
35	BA	1619	G	C5-C6	-5.16	1.37	1.42
35	BA	1833	U	N1-C6	-5.16	1.33	1.38
1	AA	322	C	P-O5'	-5.16	1.54	1.59
1	AA	1030(D)	A	N9-C4	-5.16	1.34	1.37
35	BA	657	U	C2-N3	-5.16	1.34	1.37
35	BA	878	A	N9-C4	-5.16	1.34	1.37
35	BA	1104	C	P-O5'	-5.16	1.54	1.59
35	BA	1534	U	C2-N3	-5.16	1.34	1.37
35	BA	2661	G	C5-C4	5.16	1.42	1.38
1	AA	259	G	C5-C4	-5.16	1.34	1.38
1	AA	1081	G	N9-C4	-5.16	1.33	1.38
22	AV	42	G	C2-N3	-5.16	1.28	1.32
35	BA	569	U	N1-C6	-5.16	1.33	1.38
35	BA	695	G	N9-C4	-5.16	1.33	1.38
35	BA	1634	A	C6-N1	-5.16	1.31	1.35
35	BA	1682	G	C5-C6	-5.16	1.37	1.42
35	BA	1961	C	N1-C6	5.16	1.40	1.37
35	BA	2089	U	C5'-C4'	-5.16	1.45	1.51
35	BA	2124	G	N9-C4	-5.16	1.33	1.38
1	AA	699	C	C4'-C3'	-5.15	1.47	1.52
35	BA	1196	C	C4'-C3'	-5.15	1.47	1.52
35	BA	2561	A	C3'-O3'	-5.15	1.34	1.42
1	AA	992	U	C2-N3	-5.15	1.34	1.37
1	AA	1061	G	C8-N7	-5.15	1.27	1.30
1	AA	49	U	C4'-C3'	-5.15	1.47	1.52
1	AA	116	A	N9-C8	-5.15	1.33	1.37
1	AA	746	A	C6-N6	-5.15	1.29	1.33
35	BA	1354	A	C1'-N9	-5.15	1.39	1.46

Continued on next page...

Continued from previous page...

Mol	Chain	Res	Type	Atoms	Z	Observed(Å)	Ideal(Å)
22	AV	41	C	C4'-C3'	-5.15	1.47	1.52
35	BA	465	G	O3'-P	-5.15	1.54	1.61
35	BA	672	C	N3-C4	-5.15	1.30	1.33
35	BA	807	U	C4-C5	-5.15	1.39	1.43
35	BA	1215	G	C4'-C3'	-5.15	1.47	1.52
35	BA	1142	U	N1-C6	-5.15	1.33	1.38
35	BA	1610	A	N3-C4	-5.15	1.31	1.34
35	BA	2705	A	C3'-O3'	-5.15	1.34	1.42
1	AA	1027	C	C5-C6	-5.14	1.30	1.34
1	AA	1042	G	C5-C4	-5.14	1.34	1.38
35	BA	563	G	C5-C4	-5.14	1.34	1.38
35	BA	869	G	N1-C2	-5.14	1.33	1.37
35	BA	2233	U	C4-C5	-5.14	1.39	1.43
35	BA	315	G	N3-C4	-5.14	1.31	1.35
35	BA	1419	A	C2-N3	-5.14	1.28	1.33
35	BA	1558	A	C2-N3	-5.14	1.28	1.33
35	BA	1893	C	N3-C4	-5.14	1.30	1.33
35	BA	2120	G	C2'-C1'	5.14	1.59	1.53
1	AA	35	G	C2'-C1'	-5.14	1.47	1.53
1	AA	345	C	C2'-C1'	-5.14	1.47	1.53
1	AA	1498	U	C2'-C1'	-5.14	1.47	1.53
35	BA	748	G	P-OP1	-5.14	1.40	1.49
35	BA	2399	G	P-O5'	-5.14	1.54	1.59
35	BA	2814	C	C3'-O3'	-5.14	1.34	1.42
1	AA	26	A	N9-C4	-5.14	1.34	1.37
1	AA	864	A	C8-N7	-5.14	1.27	1.31
1	AA	901	A	N7-C5	-5.14	1.36	1.39
1	AA	1067	A	N9-C4	-5.14	1.34	1.37
22	AV	12	G	N1-C2	-5.14	1.33	1.37
35	BA	282	A	C8-N7	-5.14	1.27	1.31
35	BA	933	A	N9-C4	-5.14	1.34	1.37
35	BA	1366	A	N9-C4	-5.14	1.34	1.37
35	BA	1553	A	C5-C6	-5.14	1.36	1.41
1	AA	952	U	P-O5'	-5.14	1.54	1.59
1	AA	1289	A	C2'-C1'	-5.14	1.47	1.53
22	AV	51	C	C4-N4	-5.14	1.29	1.33
35	BA	365	C	C5'-C4'	-5.14	1.45	1.51
35	BA	1150	C	P-O5'	-5.14	1.54	1.59
35	BA	1571	A	C5-C4	-5.14	1.35	1.38
1	AA	608	A	C6-N6	-5.14	1.29	1.33
1	AA	895	G	N3-C4	-5.14	1.31	1.35
1	AA	1459	C	C4'-O4'	-5.14	1.38	1.45

Continued on next page...

Continued from previous page...

Mol	Chain	Res	Type	Atoms	Z	Observed(Å)	Ideal(Å)
1	AA	1515	C	C2-O2	-5.14	1.19	1.24
3	AC	167	TRP	CB-CG	-5.14	1.41	1.50
35	BA	2283	C	C4-N4	5.14	1.38	1.33
1	AA	342	C	C3'-C2'	-5.13	1.47	1.52
22	AV	53	G	C5'-C4'	-5.13	1.45	1.51
35	BA	478	A	N3-C4	5.13	1.38	1.34
35	BA	1799	G	C5'-C4'	-5.13	1.45	1.51
57	BZ	72	ARG	NE-CZ	-5.13	1.26	1.33
1	AA	1279	A	N7-C5	-5.13	1.36	1.39
35	BA	132	G	N7-C5	-5.13	1.36	1.39
35	BA	213	A	N7-C5	-5.13	1.36	1.39
35	BA	603	A	C5-C4	-5.13	1.35	1.38
35	BA	2533	A	C8-N7	-5.13	1.27	1.31
35	BA	2762	G	N7-C5	-5.13	1.36	1.39
1	AA	279	A	C5-C6	-5.13	1.36	1.41
35	BA	746	A	O3'-P	-5.13	1.54	1.61
35	BA	1180	C	C2-N3	5.13	1.39	1.35
35	BA	1256	G	N3-C4	-5.13	1.31	1.35
35	BA	1764	G	C1'-N9	-5.13	1.39	1.46
35	BA	2058	A	N9-C4	-5.13	1.34	1.37
35	BA	2239	G	C2-N3	-5.13	1.28	1.32
35	BA	2802	G	C8-N7	-5.13	1.27	1.30
36	BB	18	G	O3'-P	-5.13	1.54	1.61
1	AA	256	U	N1-C6	-5.13	1.33	1.38
1	AA	305	G	N1-C2	5.13	1.41	1.37
1	AA	1396	A	C5-C4	5.13	1.42	1.38
35	BA	319	C	N1-C2	-5.13	1.35	1.40
35	BA	1951	U	N1-C6	-5.13	1.33	1.38
1	AA	243	A	P-O5'	-5.13	1.54	1.59
1	AA	1242	C	P-O5'	-5.13	1.54	1.59
35	BA	654	A	C3'-C2'	-5.13	1.47	1.52
35	BA	1382	G	C6-O6	-5.13	1.19	1.24
35	BA	1750	G	C2'-O2'	-5.13	1.34	1.41
35	BA	2100	G	N9-C8	-5.13	1.34	1.37
35	BA	2608	G	C6-N1	-5.13	1.35	1.39
35	BA	2708	G	N7-C5	5.13	1.42	1.39
1	AA	39	G	N3-C4	-5.13	1.31	1.35
1	AA	60	A	C6-N6	5.13	1.38	1.33
1	AA	262	A	O3'-P	-5.13	1.54	1.61
1	AA	537	G	C2-N2	-5.13	1.29	1.34
1	AA	666	G	N9-C4	5.13	1.42	1.38
1	AA	807	A	N3-C4	-5.13	1.31	1.34

Continued on next page...

Continued from previous page...

Mol	Chain	Res	Type	Atoms	Z	Observed(Å)	Ideal(Å)
1	AA	1203	C	C2-N3	-5.13	1.31	1.35
35	BA	139	G	C2-N3	-5.13	1.28	1.32
35	BA	642	G	C4'-C3'	-5.13	1.47	1.52
35	BA	777	A	N3-C4	-5.13	1.31	1.34
35	BA	1193	G	N7-C5	-5.13	1.36	1.39
35	BA	1378	A	N1-C2	-5.13	1.29	1.34
35	BA	1392	A	N9-C4	-5.13	1.34	1.37
35	BA	1609	A	N7-C5	-5.13	1.36	1.39
35	BA	1877	A	N7-C5	-5.13	1.36	1.39
35	BA	1919	A	N9-C8	-5.13	1.33	1.37
35	BA	2173	A	C2'-C1'	-5.13	1.47	1.53
35	BA	2229	C	C4-C5	5.13	1.47	1.43
35	BA	2330	G	N3-C4	-5.13	1.31	1.35
35	BA	2588	G	C5-C6	5.13	1.47	1.42
35	BA	2589	A	N9-C8	-5.13	1.33	1.37
35	BA	2592	G	C2-N2	-5.13	1.29	1.34
1	AA	889	A	P-O5'	-5.12	1.54	1.59
22	AV	23	C	N1-C6	5.12	1.40	1.37
35	BA	1952	A	C3'-C2'	-5.12	1.47	1.52
35	BA	140	G	N9-C8	-5.12	1.34	1.37
35	BA	1568	G	C6-O6	-5.12	1.19	1.24
1	AA	1077	G	P-O5'	-5.12	1.54	1.59
22	AV	19	G	C5-C4	5.12	1.42	1.38
35	BA	27	G	C2-N3	-5.12	1.28	1.32
35	BA	123	G	N3-C4	-5.12	1.31	1.35
35	BA	1005	C	C2-N3	-5.12	1.31	1.35
35	BA	1010	A	C5'-C4'	-5.12	1.45	1.51
35	BA	2230	G	N3-C4	-5.12	1.31	1.35
35	BA	2709	G	N7-C5	-5.12	1.36	1.39
35	BA	57	C	N3-C4	5.12	1.37	1.33
35	BA	2485	G	C2'-O2'	-5.12	1.34	1.41
1	AA	105	G	C5-C4	-5.12	1.34	1.38
1	AA	324	G	C8-N7	-5.12	1.27	1.30
1	AA	585	G	C3'-C2'	-5.12	1.47	1.52
35	BA	125	G	C6-N1	-5.12	1.35	1.39
35	BA	939	G	C8-N7	-5.12	1.27	1.30
42	BH	47	GLU	CD-OE2	-5.12	1.20	1.25
35	BA	194	G	C4'-C3'	-5.12	1.47	1.52
35	BA	270	A	C5-C4	-5.12	1.35	1.38
35	BA	483	A	C5-C4	-5.12	1.35	1.38
35	BA	1722	A	C6-N1	-5.12	1.31	1.35
1	AA	69	G	C2-N3	-5.12	1.28	1.32

Continued on next page...

Continued from previous page...

Mol	Chain	Res	Type	Atoms	Z	Observed(Å)	Ideal(Å)
1	AA	601	C	N1-C2	-5.12	1.35	1.40
1	AA	863	U	C4-C5	-5.12	1.39	1.43
1	AA	939	G	C2-N3	-5.12	1.28	1.32
35	BA	268	C	C5-C6	-5.12	1.30	1.34
35	BA	561	G	P-O5'	-5.12	1.54	1.59
35	BA	1390	U	C5-C6	-5.12	1.29	1.34
35	BA	1860	G	C2-N3	-5.12	1.28	1.32
35	BA	2205	C	P-O5'	-5.12	1.54	1.59
35	BA	2271	G	C5-C6	-5.12	1.37	1.42
35	BA	2316	C	C5-C6	-5.12	1.30	1.34
35	BA	2438	U	C4-C5	-5.12	1.39	1.43
1	AA	299	G	C5-C6	5.11	1.47	1.42
1	AA	317	G	C4'-C3'	-5.11	1.47	1.52
22	AV	31	G	N9-C4	-5.11	1.33	1.38
35	BA	271(O)	C	C2'-C1'	-5.11	1.47	1.53
35	BA	272(E)	G	N9-C4	-5.11	1.33	1.38
35	BA	552	G	C4'-O4'	-5.11	1.39	1.45
35	BA	609	A	N9-C4	-5.11	1.34	1.37
35	BA	848	G	C6-N1	-5.11	1.35	1.39
35	BA	1032	A	N9-C4	-5.11	1.34	1.37
35	BA	1062	G	C4'-O4'	-5.11	1.39	1.45
35	BA	1406	U	N1-C6	-5.11	1.33	1.38
35	BA	1463	C	C2-O2	-5.11	1.19	1.24
35	BA	1599	C	C4-C5	-5.11	1.38	1.43
35	BA	1678	G	N9-C4	-5.11	1.33	1.38
35	BA	1971	A	C4'-C3'	-5.11	1.47	1.52
35	BA	2627	G	C6-N1	-5.11	1.35	1.39
35	BA	2689	U	C4-O4	-5.11	1.19	1.23
35	BA	2796	U	N3-C4	-5.11	1.33	1.38
1	AA	738	C	C5'-C4'	-5.11	1.45	1.51
1	AA	1228	C	P-O5'	-5.11	1.54	1.59
35	BA	214	G	N1-C2	-5.11	1.33	1.37
35	BA	425	G	N1-C2	-5.11	1.33	1.37
35	BA	603	A	O4'-C1'	-5.11	1.35	1.41
35	BA	822	U	C4-C5	-5.11	1.39	1.43
35	BA	1742	G	C5'-C4'	-5.11	1.45	1.51
35	BA	1890	A	C6-N1	-5.11	1.31	1.35
35	BA	2071	A	P-O5'	-5.11	1.54	1.59
1	AA	1006	C	C4'-O4'	-5.11	1.39	1.45
1	AA	1079	G	O3'-P	-5.11	1.55	1.61
1	AA	1104	G	C6-O6	-5.11	1.19	1.24
9	AI	72	GLY	N-CA	-5.11	1.38	1.46

Continued on next page...

Continued from previous page...

Mol	Chain	Res	Type	Atoms	Z	Observed(Å)	Ideal(Å)
35	BA	116	C	O3'-P	-5.11	1.55	1.61
35	BA	811	U	C5-C6	-5.11	1.29	1.34
35	BA	2403	C	N1-C6	-5.11	1.34	1.37
35	BA	2820	A	C1'-N9	-5.11	1.39	1.46
35	BA	2118	U	O4'-C1'	-5.11	1.35	1.41
36	BB	8	U	C2-N3	-5.11	1.34	1.37
1	AA	661	G	N9-C8	-5.11	1.34	1.37
1	AA	1329	A	C6-N6	-5.11	1.29	1.33
1	AA	1516	G	N9-C8	5.11	1.41	1.37
35	BA	83	G	N9-C8	-5.11	1.34	1.37
35	BA	765	G	N1-C2	-5.11	1.33	1.37
35	BA	1015	G	N9-C8	-5.11	1.34	1.37
35	BA	1774	C	C2-N3	-5.11	1.31	1.35
35	BA	2199	A	N9-C4	-5.11	1.34	1.37
36	BB	101	G	N9-C8	-5.11	1.34	1.37
1	AA	122	G	C5-C6	-5.11	1.37	1.42
1	AA	963	G	C6-O6	-5.11	1.19	1.24
35	BA	401	A	N9-C4	5.11	1.41	1.37
35	BA	1017	G	C3'-C2'	-5.11	1.47	1.52
35	BA	2873	A	N9-C4	5.11	1.41	1.37
1	AA	39	G	C2-N3	5.10	1.36	1.32
1	AA	109	A	C5-C6	-5.10	1.36	1.41
1	AA	283	C	C4'-O4'	-5.10	1.39	1.45
1	AA	350	G	N7-C5	-5.10	1.36	1.39
1	AA	419	C	C4-N4	-5.10	1.29	1.33
1	AA	622	A	C6-N6	-5.10	1.29	1.33
1	AA	930	C	C4-N4	-5.10	1.29	1.33
22	AV	15	G	P-O5'	-5.10	1.54	1.59
35	BA	764	A	N9-C8	-5.10	1.33	1.37
35	BA	900	A	C4'-C3'	-5.10	1.47	1.52
35	BA	1301	A	C6-N6	-5.10	1.29	1.33
35	BA	1767	C	C4'-C3'	-5.10	1.47	1.52
35	BA	1965	C	O3'-P	-5.10	1.55	1.61
35	BA	2037	G	P-O5'	-5.10	1.54	1.59
35	BA	2091	U	C4-O4	-5.10	1.19	1.23
35	BA	2130	U	C5-C6	-5.10	1.29	1.34
35	BA	2208	A	C5-C6	-5.10	1.36	1.41
35	BA	2330	G	N1-C2	-5.10	1.33	1.37
35	BA	2414	G	P-O5'	-5.10	1.54	1.59
35	BA	2896	C	C2-O2	-5.10	1.19	1.24
1	AA	823	G	C5-C6	-5.10	1.37	1.42
22	AV	38	A	C6-N1	-5.10	1.31	1.35

Continued on next page...

Continued from previous page...

Mol	Chain	Res	Type	Atoms	Z	Observed(Å)	Ideal(Å)
35	BA	179	G	C1'-N9	-5.10	1.39	1.46
35	BA	374	A	C5-C4	-5.10	1.35	1.38
1	AA	377	G	N3-C4	-5.10	1.31	1.35
1	AA	608	A	C4'-C3'	-5.10	1.47	1.52
1	AA	913	A	C3'-O3'	5.10	1.49	1.42
1	AA	1131	G	C2-N2	-5.10	1.29	1.34
12	AL	72	GLY	N-CA	-5.10	1.38	1.46
35	BA	288	C	C4-N4	-5.10	1.29	1.33
35	BA	850	C	N3-C4	-5.10	1.30	1.33
35	BA	1764	G	C5-C6	5.10	1.47	1.42
35	BA	1936	A	C4'-C3'	-5.10	1.47	1.52
35	BA	2223	G	P-O5'	-5.10	1.54	1.59
35	BA	2522	U	C5-C6	5.10	1.38	1.34
35	BA	2546	U	N1-C6	-5.10	1.33	1.38
1	AA	789	U	N1-C2	5.10	1.43	1.38
1	AA	1293	G	C5-C4	-5.10	1.34	1.38
1	AA	1517	G	C5'-C4'	-5.10	1.45	1.51
35	BA	1110	G	C2-N3	-5.10	1.28	1.32
35	BA	1120	G	C5-C4	-5.10	1.34	1.38
35	BA	1277	G	C5-C4	-5.10	1.34	1.38
35	BA	2718	G	C6-N1	-5.10	1.35	1.39
1	AA	397	A	N7-C5	-5.10	1.36	1.39
1	AA	543	C	C4-C5	-5.10	1.38	1.43
1	AA	848	C	C5-C6	-5.10	1.30	1.34
1	AA	1477	C	C5-C6	-5.10	1.30	1.34
35	BA	225	A	C5-C4	-5.10	1.35	1.38
35	BA	2325	G	C6-O6	-5.10	1.19	1.24
35	BA	2530	A	C1'-N9	-5.10	1.39	1.46
36	BB	100	A	N7-C5	-5.10	1.36	1.39
35	BA	49	A	C8-N7	-5.09	1.27	1.31
35	BA	60	G	N9-C4	-5.09	1.33	1.38
35	BA	278	A	C2-N3	-5.09	1.28	1.33
35	BA	798	G	N3-C4	-5.09	1.31	1.35
35	BA	1583	A	C6-N1	-5.09	1.31	1.35
23	AX	19	U	C2-N3	-5.09	1.34	1.37
35	BA	147	U	C2-N3	-5.09	1.34	1.37
35	BA	272(F)	C	C5-C6	5.09	1.38	1.34
35	BA	1533	G	C8-N7	-5.09	1.27	1.30
35	BA	2729	G	N1-C2	-5.09	1.33	1.37
1	AA	31	G	C6-O6	-5.09	1.19	1.24
1	AA	224	C	N1-C6	-5.09	1.34	1.37
1	AA	1105	A	O3'-P	-5.09	1.55	1.61

Continued on next page...

Continued from previous page...

Mol	Chain	Res	Type	Atoms	Z	Observed(Å)	Ideal(Å)
1	AA	1353	G	C2-N2	-5.09	1.29	1.34
35	BA	271(R)	G	C6-N1	-5.09	1.35	1.39
35	BA	491	G	C2-N3	-5.09	1.28	1.32
35	BA	1246	A	C2'-C1'	-5.09	1.47	1.53
35	BA	2445	G	C5-C4	-5.09	1.34	1.38
35	BA	2745	C	O3'-P	-5.09	1.55	1.61
36	BB	69	G	C2-N3	-5.09	1.28	1.32
1	AA	1224	G	N1-C2	-5.09	1.33	1.37
1	AA	1428	A	P-O5'	-5.09	1.54	1.59
1	AA	1434	A	C4'-C3'	-5.09	1.47	1.52
35	BA	406	G	N1-C2	-5.09	1.33	1.37
35	BA	651	G	C5-C6	-5.09	1.37	1.42
35	BA	1272	A	C5'-C4'	5.09	1.57	1.51
35	BA	1397	U	P-O5'	-5.09	1.54	1.59
35	BA	1826	G	N1-C2	-5.09	1.33	1.37
35	BA	2750	A	C8-N7	5.09	1.35	1.31
36	BB	102	A	C6-N6	5.09	1.38	1.33
1	AA	1248	A	C8-N7	-5.09	1.27	1.31
35	BA	383	U	N3-C4	-5.09	1.33	1.38
35	BA	1352	U	C2-N3	-5.09	1.34	1.37
1	AA	399	G	C6-N1	-5.09	1.35	1.39
1	AA	1075	C	C3'-C2'	-5.09	1.47	1.52
35	BA	205	G	C6-N1	-5.09	1.35	1.39
35	BA	604	G	N9-C8	-5.09	1.34	1.37
35	BA	725	G	N9-C8	-5.09	1.34	1.37
35	BA	768	G	C6-O6	-5.09	1.19	1.24
35	BA	795	C	C2'-C1'	-5.09	1.47	1.53
35	BA	1841	U	C2'-C1'	-5.09	1.47	1.53
35	BA	1948	G	C3'-C2'	-5.09	1.47	1.52
35	BA	2443	C	C2'-C1'	-5.09	1.47	1.53
35	BA	306	U	C5-C6	-5.08	1.29	1.34
35	BA	1337	G	N9-C4	5.08	1.42	1.38
35	BA	2572	A	O4'-C1'	-5.08	1.35	1.41
35	BA	2663	G	C4'-C3'	-5.08	1.47	1.52
1	AA	151	A	N9-C4	5.08	1.40	1.37
1	AA	562	C	C4-N4	-5.08	1.29	1.33
1	AA	1022	G	N9-C8	-5.08	1.34	1.37
1	AA	1516	G	N7-C5	5.08	1.42	1.39
2	AB	12	GLU	CG-CD	-5.08	1.44	1.51
35	BA	742	G	N9-C4	-5.08	1.33	1.38
35	BA	860	U	C4-O4	-5.08	1.19	1.23
35	BA	1400	G	N9-C8	5.08	1.41	1.37

Continued on next page...

Continued from previous page...

Mol	Chain	Res	Type	Atoms	Z	Observed(Å)	Ideal(Å)
35	BA	1408	C	N3-C4	-5.08	1.30	1.33
35	BA	2761	G	C2-N2	-5.08	1.29	1.34
39	BE	144	ARG	NE-CZ	-5.08	1.26	1.33
1	AA	171	A	N7-C5	-5.08	1.36	1.39
1	AA	487	A	C6-N6	-5.08	1.29	1.33
1	AA	1029	C	C3'-C2'	-5.08	1.47	1.52
35	BA	35	G	C2'-C1'	-5.08	1.47	1.53
35	BA	262	A	C6-N6	-5.08	1.29	1.33
35	BA	314	A	C5'-C4'	-5.08	1.45	1.51
35	BA	1046	A	C2-N3	-5.08	1.28	1.33
35	BA	1851	U	C5'-C4'	-5.08	1.45	1.51
35	BA	1932	A	C1'-N9	-5.08	1.39	1.46
35	BA	2315	G	N7-C5	-5.08	1.36	1.39
35	BA	2706	G	C5'-C4'	-5.08	1.45	1.51
35	BA	64	A	N9-C4	-5.08	1.34	1.37
35	BA	89	G	C2-N3	-5.08	1.28	1.32
35	BA	1450	G	O4'-C1'	-5.08	1.35	1.41
35	BA	1711	C	N3-C4	-5.08	1.30	1.33
35	BA	2064	C	N3-C4	-5.08	1.30	1.33
35	BA	2879	C	N1-C6	5.08	1.40	1.37
1	AA	6	G	N1-C2	-5.08	1.33	1.37
1	AA	258	G	C5-C6	-5.08	1.37	1.42
1	AA	776	G	C3'-C2'	-5.08	1.47	1.52
1	AA	852	G	N1-C2	-5.08	1.33	1.37
1	AA	1457	G	C3'-C2'	-5.08	1.47	1.52
7	AG	47	CYS	CB-SG	-5.08	1.73	1.81
35	BA	96	G	N9-C8	-5.08	1.34	1.37
35	BA	223	A	N3-C4	-5.08	1.31	1.34
35	BA	834	C	C5'-C4'	-5.08	1.45	1.51
35	BA	1007	C	C3'-O3'	-5.08	1.35	1.42
35	BA	1065	U	C2'-C1'	-5.08	1.47	1.53
35	BA	1547	C	O3'-P	-5.08	1.55	1.61
35	BA	1682	G	N9-C8	-5.08	1.34	1.37
35	BA	1721	G	P-O5'	-5.08	1.54	1.59
35	BA	1834	U	C3'-C2'	-5.08	1.47	1.52
35	BA	1917	U	N1-C2	5.08	1.43	1.38
35	BA	1978	A	N3-C4	-5.08	1.31	1.34
35	BA	2096	U	N3-C4	-5.08	1.33	1.38
35	BA	2384	G	N1-C2	-5.08	1.33	1.37
1	AA	198	G	C8-N7	-5.07	1.27	1.30
1	AA	1266	G	C8-N7	-5.07	1.27	1.30
1	AA	1374	A	C4'-C3'	-5.07	1.47	1.52

Continued on next page...

Continued from previous page...

Mol	Chain	Res	Type	Atoms	Z	Observed(Å)	Ideal(Å)
35	BA	542	C	P-O5'	-5.07	1.54	1.59
35	BA	1027	A	C6-N6	-5.07	1.29	1.33
35	BA	2128	C	O3'-P	-5.07	1.55	1.61
35	BA	2202	C	N1-C6	-5.07	1.34	1.37
1	AA	641	U	N3-C4	-5.07	1.33	1.38
35	BA	271(Z)	C	C5-C6	-5.07	1.30	1.34
1	AA	282	A	N1-C2	-5.07	1.29	1.34
1	AA	671	G	C5-C4	-5.07	1.34	1.38
35	BA	87	C	C2-N3	-5.07	1.31	1.35
35	BA	139	G	C6-N1	-5.07	1.36	1.39
35	BA	627	A	N9-C8	-5.07	1.33	1.37
35	BA	725	G	C5-C4	-5.07	1.34	1.38
35	BA	742	G	C6-N1	-5.07	1.36	1.39
35	BA	822	U	O3'-P	-5.07	1.55	1.61
35	BA	1748	G	N1-C2	-5.07	1.33	1.37
35	BA	1974	C	C2-N3	-5.07	1.31	1.35
35	BA	2490	G	N1-C2	-5.07	1.33	1.37
35	BA	2669	G	N1-C2	-5.07	1.33	1.37
35	BA	2729	G	C6-N1	-5.07	1.36	1.39
36	BB	27	C	C2-N3	-5.07	1.31	1.35
1	AA	1378	C	C3'-O3'	-5.07	1.35	1.42
23	AX	21	C	C3'-C2'	-5.07	1.47	1.52
35	BA	1528	A	C2-N3	-5.07	1.28	1.33
35	BA	2809	A	C5-C4	-5.07	1.35	1.38
1	AA	492	G	C8-N7	-5.07	1.27	1.30
35	BA	736	C	N1-C6	-5.07	1.34	1.37
35	BA	868	U	C5-C6	-5.07	1.29	1.34
35	BA	1439	A	C6-N1	-5.07	1.32	1.35
35	BA	1929	G	C8-N7	-5.07	1.27	1.30
35	BA	2625	G	C1'-N9	-5.07	1.39	1.46
1	AA	64	G	O3'-P	-5.07	1.55	1.61
1	AA	256	U	C2-O2	-5.07	1.17	1.22
1	AA	476	G	N1-C2	-5.07	1.33	1.37
1	AA	691	G	C2'-O2'	-5.07	1.35	1.41
1	AA	1074	G	N9-C8	-5.07	1.34	1.37
35	BA	390	A	C2-N3	-5.07	1.28	1.33
35	BA	1897	G	N1-C2	-5.07	1.33	1.37
35	BA	2105	C	C3'-C2'	-5.07	1.47	1.52
35	BA	2372	G	C3'-C2'	-5.07	1.47	1.52
35	BA	2816	C	C2-N3	-5.07	1.31	1.35
35	BA	2832	U	C4-O4	-5.07	1.19	1.23
35	BA	2887	U	C4-O4	5.07	1.27	1.23

Continued on next page...

Continued from previous page...

Mol	Chain	Res	Type	Atoms	Z	Observed(Å)	Ideal(Å)
35	BA	302	C	C2'-C1'	-5.06	1.47	1.53
35	BA	536	A	C5-C4	5.06	1.42	1.38
35	BA	2478	A	N9-C4	-5.06	1.34	1.37
35	BA	2621	A	C6-N6	-5.06	1.29	1.33
1	AA	67	C	C2'-O2'	-5.06	1.35	1.41
1	AA	1183	A	C6-N1	-5.06	1.32	1.35
1	AA	1500	A	N3-C4	-5.06	1.31	1.34
2	AB	153	ARG	NE-CZ	-5.06	1.26	1.33
22	AV	15	G	C4'-C3'	-5.06	1.47	1.52
35	BA	153	C	C5-C6	-5.06	1.30	1.34
35	BA	277	C	C3'-C2'	-5.06	1.47	1.52
35	BA	453	C	C5-C6	-5.06	1.30	1.34
35	BA	716	A	N3-C4	5.06	1.37	1.34
35	BA	2425	A	C6-N1	-5.06	1.32	1.35
35	BA	2546	U	C5-C6	5.06	1.38	1.34
35	BA	2600	A	P-O5'	-5.06	1.54	1.59
35	BA	2836	U	C3'-C2'	-5.06	1.47	1.52
36	BB	115	G	C2'-O2'	-5.06	1.35	1.41
42	BH	170	ARG	CZ-NH1	-5.06	1.26	1.33
46	BO	17	ARG	CZ-NH1	-5.06	1.26	1.33
1	AA	1108	G	N3-C4	-5.06	1.31	1.35
1	AA	1133	G	N3-C4	5.06	1.39	1.35
35	BA	1148	A	C2'-C1'	-5.06	1.47	1.53
35	BA	1162	G	N3-C4	5.06	1.39	1.35
35	BA	1540	U	P-OP2	-5.06	1.40	1.49
36	BB	18	G	C5-C6	-5.06	1.37	1.42
1	AA	259	G	N9-C8	-5.06	1.34	1.37
1	AA	366	C	C4-C5	-5.06	1.39	1.43
1	AA	874	G	N9-C8	-5.06	1.34	1.37
1	AA	895	G	C4'-C3'	-5.06	1.47	1.52
1	AA	1326	C	N3-C4	-5.06	1.30	1.33
1	AA	1341	U	N3-C4	-5.06	1.33	1.38
35	BA	102	G	C4'-C3'	-5.06	1.47	1.52
35	BA	680	G	C6-O6	-5.06	1.19	1.24
35	BA	1569	A	C6-N6	-5.06	1.29	1.33
35	BA	1593	G	N9-C8	-5.06	1.34	1.37
35	BA	2715	C	C2-O2	5.06	1.29	1.24
1	AA	527	G	C5-C6	-5.06	1.37	1.42
1	AA	763	G	C5-C6	-5.06	1.37	1.42
1	AA	1404	C	C5-C6	-5.06	1.30	1.34
35	BA	265	A	N7-C5	5.06	1.42	1.39
35	BA	363	G	N7-C5	5.06	1.42	1.39

Continued on next page...

Continued from previous page...

Mol	Chain	Res	Type	Atoms	Z	Observed(Å)	Ideal(Å)
35	BA	491	G	N9-C4	-5.06	1.33	1.38
35	BA	542	C	C5-C6	-5.06	1.30	1.34
35	BA	1655	A	C1'-N9	-5.06	1.39	1.46
35	BA	2654	A	N9-C4	-5.06	1.34	1.37
1	AA	17	U	C4-O4	-5.06	1.19	1.23
1	AA	573	A	N9-C8	-5.06	1.33	1.37
1	AA	1245	A	C2-N3	-5.06	1.28	1.33
1	AA	1330	U	C2-N3	-5.06	1.34	1.37
22	AV	23	C	C4-N4	-5.06	1.29	1.33
35	BA	363(E)	U	C2-N3	-5.06	1.34	1.37
35	BA	1639	U	C4-O4	-5.06	1.19	1.23
35	BA	2031	A	N9-C8	-5.06	1.33	1.37
35	BA	2267	A	N9-C8	-5.06	1.33	1.37
1	AA	1119	C	N3-C4	-5.05	1.30	1.33
22	AV	60	U	C2'-O2'	-5.05	1.35	1.41
35	BA	68	G	C5'-C4'	-5.05	1.45	1.51
35	BA	262	A	C2'-O2'	-5.05	1.35	1.41
35	BA	436	C	N3-C4	-5.05	1.30	1.33
35	BA	1807	G	C8-N7	-5.05	1.27	1.30
35	BA	2340	G	C2'-C1'	-5.05	1.47	1.53
35	BA	2389	G	C8-N7	-5.05	1.27	1.30
35	BA	2512	C	N3-C4	-5.05	1.30	1.33
35	BA	2763	G	C5-C4	-5.05	1.34	1.38
1	AA	292	G	N9-C4	-5.05	1.33	1.38
1	AA	617	G	C2-N2	-5.05	1.29	1.34
35	BA	513	A	N7-C5	-5.05	1.36	1.39
35	BA	1302	A	C5-C4	-5.05	1.35	1.38
35	BA	1764	G	C2-N3	-5.05	1.28	1.32
35	BA	1891	G	C2-N2	-5.05	1.29	1.34
35	BA	2048	G	C3'-C2'	-5.05	1.47	1.52
35	BA	2569	G	N9-C4	-5.05	1.33	1.38
35	BA	2764	A	C5-C4	-5.05	1.35	1.38
1	AA	267	C	C2-O2	-5.05	1.20	1.24
1	AA	793	U	C5'-C4'	-5.05	1.45	1.51
1	AA	995	C	C2'-O2'	-5.05	1.35	1.41
1	AA	1246	C	C3'-O3'	-5.05	1.35	1.42
35	BA	56	A	C2'-O2'	-5.05	1.35	1.41
35	BA	1252	G	N1-C2	-5.05	1.33	1.37
35	BA	1618	A	C6-N1	-5.05	1.32	1.35
1	AA	247	G	O3'-P	-5.05	1.55	1.61
1	AA	855	G	C2-N2	-5.05	1.29	1.34
1	AA	898	G	C5-C4	-5.05	1.34	1.38

Continued on next page...

Continued from previous page...

Mol	Chain	Res	Type	Atoms	Z	Observed(Å)	Ideal(Å)
1	AA	1001(A)	G	C6-N1	-5.05	1.36	1.39
1	AA	1038	C	N3-C4	-5.05	1.30	1.33
1	AA	1160	G	C6-N1	-5.05	1.36	1.39
35	BA	187	G	C6-N1	-5.05	1.36	1.39
35	BA	695	G	P-O5'	-5.05	1.54	1.59
35	BA	1154	G	P-O5'	-5.05	1.54	1.59
35	BA	1491	G	C6-N1	-5.05	1.36	1.39
35	BA	1495	A	N1-C2	-5.05	1.29	1.34
35	BA	1699	G	C5-C6	-5.05	1.37	1.42
35	BA	2015	A	N3-C4	-5.05	1.31	1.34
1	AA	99	U	C5-C6	-5.05	1.29	1.34
1	AA	294	U	C4'-C3'	-5.05	1.47	1.52
1	AA	814	A	N7-C5	-5.05	1.36	1.39
1	AA	1212	U	O3'-P	-5.05	1.55	1.61
1	AA	1361	G	C8-N7	-5.05	1.27	1.30
35	BA	911	A	O3'-P	-5.05	1.55	1.61
35	BA	998	C	P-O5'	-5.05	1.54	1.59
35	BA	1624	G	C5-C6	-5.05	1.37	1.42
35	BA	1777	U	N1-C6	-5.05	1.33	1.38
35	BA	1898	U	C2-O2	-5.05	1.17	1.22
35	BA	1962	C	C2-N3	-5.05	1.31	1.35
35	BA	2684	U	N3-C4	-5.05	1.33	1.38
35	BA	2741	A	N7-C5	-5.05	1.36	1.39
35	BA	190	A	C6-N6	-5.04	1.29	1.33
35	BA	399	G	N3-C4	-5.04	1.31	1.35
35	BA	432	A	C6-N6	-5.04	1.29	1.33
35	BA	1659	U	C2-N3	-5.04	1.34	1.37
1	AA	953	G	N9-C4	-5.04	1.33	1.38
35	BA	297	C	C5-C6	-5.04	1.30	1.34
35	BA	1697	G	N9-C8	-5.04	1.34	1.37
35	BA	2512	C	C5-C6	-5.04	1.30	1.34
1	AA	124	G	C8-N7	-5.04	1.27	1.30
1	AA	721	G	C8-N7	-5.04	1.27	1.30
1	AA	781	A	C4'-C3'	-5.04	1.47	1.52
35	BA	224	G	C5-C4	5.04	1.41	1.38
35	BA	263	C	C4'-C3'	-5.04	1.47	1.52
35	BA	775	G	C2-N2	-5.04	1.29	1.34
35	BA	1088	A	N7-C5	-5.04	1.36	1.39
35	BA	1133	U	C2'-C1'	-5.04	1.47	1.53
35	BA	1274	A	C4'-C3'	-5.04	1.47	1.52
35	BA	1409	C	N1-C6	-5.04	1.34	1.37
35	BA	2087	G	C2'-C1'	-5.04	1.47	1.53

Continued on next page...

Continued from previous page...

Mol	Chain	Res	Type	Atoms	Z	Observed(Å)	Ideal(Å)
1	AA	79	G	P-O5'	-5.04	1.54	1.59
1	AA	978	A	C6-N6	-5.04	1.29	1.33
35	BA	1084	A	C6-N6	-5.04	1.29	1.33
35	BA	1215	G	N7-C5	5.04	1.42	1.39
35	BA	2405	G	N7-C5	5.04	1.42	1.39
1	AA	618	C	C4-N4	-5.04	1.29	1.33
1	AA	789	U	N3-C4	-5.04	1.33	1.38
35	BA	218	A	C1'-N9	-5.04	1.39	1.46
35	BA	245	G	N3-C4	-5.04	1.31	1.35
35	BA	293	U	C2'-C1'	-5.04	1.47	1.53
35	BA	1927	A	C2-N3	-5.04	1.29	1.33
35	BA	2604	U	C1'-N1	-5.04	1.39	1.46
1	AA	438	G	O4'-C1'	-5.04	1.35	1.41
1	AA	877	C	P-O5'	-5.04	1.54	1.59
35	BA	1511	C	C4-C5	-5.04	1.39	1.43
35	BA	1632	A	C5-C4	-5.04	1.35	1.38
35	BA	2543	G	N1-C2	-5.04	1.33	1.37
1	AA	18	C	N1-C6	-5.04	1.34	1.37
1	AA	590	C	N1-C6	-5.04	1.34	1.37
1	AA	940	C	N1-C6	-5.04	1.34	1.37
1	AA	1200	C	N1-C6	-5.04	1.34	1.37
35	BA	116	C	N1-C6	-5.04	1.34	1.37
35	BA	218	A	N9-C4	5.04	1.40	1.37
35	BA	806	C	C5'-C4'	-5.04	1.45	1.51
35	BA	1045	A	C4'-O4'	-5.04	1.39	1.45
35	BA	1830	C	N1-C6	-5.04	1.34	1.37
35	BA	2508	G	C5-C6	-5.04	1.37	1.42
36	BB	33	G	N7-C5	-5.04	1.36	1.39
1	AA	566	G	N9-C8	-5.03	1.34	1.37
1	AA	569	C	C2-O2	-5.03	1.20	1.24
1	AA	587	G	C6-N1	-5.03	1.36	1.39
1	AA	928	G	P-O5'	-5.03	1.54	1.59
1	AA	1136	U	P-O5'	-5.03	1.54	1.59
1	AA	1376	U	N3-C4	-5.03	1.33	1.38
1	AA	1431	C	C4-N4	-5.03	1.29	1.33
1	AA	1529	G	C6-N1	-5.03	1.36	1.39
35	BA	79	G	C6-N1	-5.03	1.36	1.39
35	BA	180	G	C2-N2	-5.03	1.29	1.34
35	BA	333	G	C2'-C1'	-5.03	1.47	1.53
35	BA	443	A	C5-C4	5.03	1.42	1.38
35	BA	553	G	C6-N1	-5.03	1.36	1.39
35	BA	728	G	C2-N2	-5.03	1.29	1.34

Continued on next page...

Continued from previous page...

Mol	Chain	Res	Type	Atoms	Z	Observed(Å)	Ideal(Å)
35	BA	932	G	C5-C4	-5.03	1.34	1.38
35	BA	938	G	N3-C4	-5.03	1.31	1.35
35	BA	1031	G	C2-N2	-5.03	1.29	1.34
35	BA	1243	G	N9-C4	5.03	1.42	1.38
35	BA	1312	U	N3-C4	-5.03	1.33	1.38
35	BA	1904	G	C2-N3	5.03	1.36	1.32
35	BA	2133	G	C4'-O4'	-5.03	1.39	1.45
35	BA	2251	G	C2'-C1'	-5.03	1.47	1.53
35	BA	2326	C	N3-C4	-5.03	1.30	1.33
35	BA	2389	G	C6-N1	-5.03	1.36	1.39
35	BA	2526	G	N3-C4	-5.03	1.31	1.35
35	BA	2882	A	N9-C4	-5.03	1.34	1.37
1	AA	731	G	C4'-C3'	-5.03	1.47	1.52
1	AA	898	G	N1-C2	-5.03	1.33	1.37
1	AA	1295	G	C4'-C3'	-5.03	1.47	1.52
1	AA	1307	U	C4'-C3'	-5.03	1.47	1.52
35	BA	51	G	C4'-C3'	-5.03	1.47	1.52
35	BA	2577	A	C3'-C2'	-5.03	1.47	1.52
1	AA	107	G	C5-C6	-5.03	1.37	1.42
1	AA	313	A	C6-N1	-5.03	1.32	1.35
1	AA	718	G	C2'-C1'	-5.03	1.47	1.53
1	AA	1180	A	N3-C4	-5.03	1.31	1.34
1	AA	1273	G	O3'-P	-5.03	1.55	1.61
1	AA	1355	G	C6-N1	5.03	1.43	1.39
1	AA	1372	U	C2'-C1'	-5.03	1.47	1.53
35	BA	250	G	C5-C6	-5.03	1.37	1.42
35	BA	2346	A	C2'-C1'	-5.03	1.47	1.53
35	BA	271(F)	C	O4'-C1'	-5.03	1.35	1.41
35	BA	672	C	P-OP2	-5.03	1.40	1.49
35	BA	1110	G	N9-C4	-5.03	1.33	1.38
35	BA	1248	G	C3'-C2'	-5.03	1.47	1.52
35	BA	1267	U	N1-C6	-5.03	1.33	1.38
35	BA	2693	A	P-OP1	-5.03	1.40	1.49
1	AA	229	U	C4-C5	-5.03	1.39	1.43
1	AA	499	A	O3'-P	-5.03	1.55	1.61
1	AA	530	G	C5-C6	-5.03	1.37	1.42
1	AA	741	G	C6-N1	-5.03	1.36	1.39
1	AA	1482	G	C5-C4	-5.03	1.34	1.38
35	BA	274	G	C5-C4	-5.03	1.34	1.38
35	BA	625	G	N7-C5	-5.03	1.36	1.39
35	BA	716	A	N9-C4	-5.03	1.34	1.37
35	BA	1033	U	N1-C2	5.03	1.43	1.38

Continued on next page...

Continued from previous page...

Mol	Chain	Res	Type	Atoms	Z	Observed(Å)	Ideal(Å)
35	BA	1071	G	N7-C5	-5.03	1.36	1.39
35	BA	1093	G	N9-C8	-5.03	1.34	1.37
35	BA	1153	C	C2-N3	-5.03	1.31	1.35
35	BA	2639	A	C2'-C1'	5.03	1.58	1.53
35	BA	2882	A	C5-C4	-5.03	1.35	1.38
1	AA	31	G	C5'-C4'	-5.03	1.45	1.51
1	AA	850	U	C3'-C2'	-5.03	1.47	1.52
35	BA	646	A	C6-N1	-5.03	1.32	1.35
35	BA	2007	C	C4'-O4'	-5.03	1.39	1.45
35	BA	2185	C	C5'-C4'	-5.03	1.45	1.51
35	BA	2585	U	C4-O4	5.03	1.27	1.23
1	AA	270	A	P-O5'	-5.02	1.54	1.59
1	AA	703	G	P-O5'	-5.02	1.54	1.59
35	BA	797	C	O3'-P	-5.02	1.55	1.61
1	AA	1466	C	C2-N3	-5.02	1.31	1.35
9	AI	83	ARG	CZ-NH2	-5.02	1.26	1.33
35	BA	749	C	N1-C2	-5.02	1.35	1.40
35	BA	783	A	N1-C2	-5.02	1.29	1.34
35	BA	1286	A	N1-C2	-5.02	1.29	1.34
35	BA	1781	C	N1-C6	-5.02	1.34	1.37
35	BA	2110	G	N3-C4	-5.02	1.31	1.35
35	BA	2186	G	C4'-C3'	-5.02	1.47	1.52
35	BA	2254	C	O3'-P	-5.02	1.55	1.61
35	BA	2293	C	C2-N3	-5.02	1.31	1.35
35	BA	2327	A	N7-C5	-5.02	1.36	1.39
22	AV	44	A	C2-N3	-5.02	1.29	1.33
35	BA	221	A	P-O5'	-5.02	1.54	1.59
35	BA	545	C	P-O5'	-5.02	1.54	1.59
35	BA	685	A	C8-N7	-5.02	1.28	1.31
35	BA	685	A	C6-N6	-5.02	1.29	1.33
35	BA	751	A	C6-N6	-5.02	1.29	1.33
35	BA	872	A	C2-N3	-5.02	1.29	1.33
35	BA	1948	G	P-O5'	-5.02	1.54	1.59
35	BA	2790	A	C6-N6	-5.02	1.29	1.33
35	BA	2804	C	C2'-C1'	-5.02	1.47	1.53
22	AV	2	G	C2-N3	-5.02	1.28	1.32
35	BA	322	A	C5'-C4'	-5.02	1.45	1.51
35	BA	1767	C	C5-C6	-5.02	1.30	1.34
35	BA	2888	C	C2-O2	-5.02	1.20	1.24
1	AA	367	U	C5'-C4'	-5.02	1.45	1.51
1	AA	500	G	P-O5'	-5.02	1.54	1.59
1	AA	971	G	C5-C6	-5.02	1.37	1.42

Continued on next page...

Continued from previous page...

Mol	Chain	Res	Type	Atoms	Z	Observed(Å)	Ideal(Å)
1	AA	1519	A	C4'-C3'	-5.02	1.47	1.52
35	BA	176	G	C6-N1	-5.02	1.36	1.39
35	BA	599	G	C5-C4	-5.02	1.34	1.38
35	BA	654(M)	C	C4-N4	-5.02	1.29	1.33
35	BA	762	U	C2-O2	-5.02	1.17	1.22
35	BA	1120	G	N1-C2	-5.02	1.33	1.37
35	BA	1523	U	N1-C6	-5.02	1.33	1.38
35	BA	1542	A	P-O5'	-5.02	1.54	1.59
35	BA	2203	U	C2-O2	-5.02	1.17	1.22
35	BA	2275	C	N1-C6	-5.02	1.34	1.37
35	BA	2663	G	N3-C4	-5.02	1.31	1.35
35	BA	2823	A	C2-N3	-5.02	1.29	1.33
35	BA	2839	G	N3-C4	-5.02	1.31	1.35
36	BB	56	G	N9-C8	-5.02	1.34	1.37
1	AA	950	U	C3'-O3'	-5.02	1.35	1.42
1	AA	1269	A	N7-C5	5.02	1.42	1.39
35	BA	36	G	C3'-C2'	-5.02	1.47	1.52
35	BA	305	U	C4-C5	-5.02	1.39	1.43
35	BA	818	G	C3'-C2'	-5.02	1.47	1.52
35	BA	2053	G	C3'-C2'	-5.02	1.47	1.52
48	BQ	38	GLU	CD-OE2	-5.02	1.20	1.25
1	AA	728	A	N9-C8	-5.01	1.33	1.37
1	AA	922	G	N9-C4	-5.01	1.33	1.38
1	AA	1117	G	P-OP1	-5.01	1.40	1.49
1	AA	1417	G	N9-C4	-5.01	1.33	1.38
23	AX	19	U	C4-O4	-5.01	1.19	1.23
35	BA	79	G	C2-N3	-5.01	1.28	1.32
35	BA	515	A	N9-C8	-5.01	1.33	1.37
35	BA	2223	G	N1-C2	-5.01	1.33	1.37
35	BA	2392	A	C5-C4	5.01	1.42	1.38
35	BA	2438	U	C2'-C1'	-5.01	1.47	1.53
1	AA	226	G	C5-C6	-5.01	1.37	1.42
1	AA	594	G	C5-C4	-5.01	1.34	1.38
1	AA	1382	C	C4-N4	-5.01	1.29	1.33
35	BA	201	C	P-OP1	-5.01	1.40	1.49
35	BA	1402	C	C4-N4	-5.01	1.29	1.33
1	AA	458	C	N3-C4	-5.01	1.30	1.33
27	B2	20	GLU	CD-OE1	-5.01	1.20	1.25
35	BA	237	C	P-O5'	-5.01	1.54	1.59
35	BA	634	C	N1-C6	-5.01	1.34	1.37
35	BA	676	A	N9-C4	5.01	1.40	1.37
35	BA	1937	A	C4'-C3'	-5.01	1.47	1.52

Continued on next page...

Continued from previous page...

Mol	Chain	Res	Type	Atoms	Z	Observed(Å)	Ideal(Å)
35	BA	2028	U	C2-N3	5.01	1.41	1.37
35	BA	2584	U	C4-C5	5.01	1.48	1.43
35	BA	2790	A	P-O5'	-5.01	1.54	1.59
36	BB	112	U	P-O5'	-5.01	1.54	1.59
1	AA	142	G	O4'-C1'	-5.01	1.35	1.41
1	AA	867	G	O4'-C1'	-5.01	1.35	1.41
35	BA	1317	A	C5-C6	-5.01	1.36	1.41
35	BA	1359	A	C1'-N9	-5.01	1.39	1.46
35	BA	1788	C	C2-O2	-5.01	1.20	1.24
35	BA	2135	A	N7-C5	-5.01	1.36	1.39
35	BA	2777	G	C5-C6	-5.01	1.37	1.42
1	AA	1056	U	C3'-O3'	-5.01	1.35	1.42
35	BA	643	A	N9-C4	-5.01	1.34	1.37
35	BA	840	C	P-O5'	-5.01	1.54	1.59
35	BA	970	C	C2-N3	-5.01	1.31	1.35
1	AA	314	C	C5'-C4'	-5.01	1.45	1.51
1	AA	326	G	C5-C4	-5.01	1.34	1.38
1	AA	374	A	N3-C4	-5.01	1.31	1.34
1	AA	476	G	C2-N2	-5.01	1.29	1.34
1	AA	706	A	C6-N6	-5.01	1.29	1.33
1	AA	748	C	C3'-O3'	5.01	1.49	1.42
1	AA	898	G	C1'-N9	-5.01	1.39	1.46
1	AA	1442(B)	A	C5-C4	-5.01	1.35	1.38
35	BA	228	A	C5-C4	-5.01	1.35	1.38
35	BA	271(D)	G	N9-C8	5.01	1.41	1.37
35	BA	945	A	C6-N6	-5.01	1.29	1.33
35	BA	1139	G	C5-C6	-5.01	1.37	1.42
35	BA	1884	A	N3-C4	-5.01	1.31	1.34
35	BA	2151	G	C2-N2	-5.01	1.29	1.34
35	BA	2429	G	C2-N2	-5.01	1.29	1.34
35	BA	2490	G	N9-C8	-5.01	1.34	1.37
35	BA	2595	G	C6-N1	-5.01	1.36	1.39
1	AA	1295	G	C2'-C1'	-5.00	1.47	1.53
35	BA	201	C	C4'-C3'	-5.00	1.47	1.52
35	BA	346	A	C5-C6	-5.00	1.36	1.41
35	BA	487	C	C5-C6	-5.00	1.30	1.34
35	BA	1287	A	C5-C6	-5.00	1.36	1.41
35	BA	2127	G	C4'-C3'	-5.00	1.47	1.52
1	AA	189(I)	G	N7-C5	-5.00	1.36	1.39
1	AA	384	G	N7-C5	-5.00	1.36	1.39
1	AA	568	G	C5'-C4'	-5.00	1.45	1.51
1	AA	1203	C	C5'-C4'	-5.00	1.45	1.51

Continued on next page...

Continued from previous page...

Mol	Chain	Res	Type	Atoms	Z	Observed(Å)	Ideal(Å)
1	AA	1408	A	C3'-C2'	-5.00	1.47	1.52
1	AA	1486	G	N7-C5	-5.00	1.36	1.39
35	BA	1449	A	C6-N1	-5.00	1.32	1.35
35	BA	2159	G	C5'-C4'	-5.00	1.45	1.51
35	BA	2242	G	C5'-C4'	-5.00	1.45	1.51
35	BA	2578	G	C2-N3	-5.00	1.28	1.32
1	AA	773	G	C5-C6	-5.00	1.37	1.42
1	AA	1211	U	C4-O4	5.00	1.27	1.23
35	BA	206	U	C2'-C1'	-5.00	1.47	1.53
35	BA	400	G	C5-C6	-5.00	1.37	1.42
35	BA	605	C	C2'-C1'	-5.00	1.47	1.53
35	BA	1281	G	C6-N1	-5.00	1.36	1.39
35	BA	1603	A	C6-N6	-5.00	1.29	1.33
36	BB	60	C	C4-C5	-5.00	1.39	1.43
39	BE	44	TYR	CG-CD1	-5.00	1.32	1.39

All (10265) bond angle outliers are listed below:

Mol	Chain	Res	Type	Atoms	Z	Observed(°)	Ideal(°)
41	BG	112	PRO	O-C-N	-44.90	50.85	122.70
9	AI	53	VAL	O-C-N	-38.46	61.16	122.70
9	AI	104	ARG	O-C-N	-29.23	75.94	122.70
41	BG	112	PRO	CA-C-N	20.32	161.90	117.20
1	AA	1463	C	C6-N1-C2	18.92	127.87	120.30
35	BA	654(T)	C	N3-C4-C5	17.13	128.75	121.90
40	BF	72	ARG	NE-CZ-NH1	-15.65	112.47	120.30
17	AQ	70	ARG	NE-CZ-NH2	-15.17	112.71	120.30
15	AO	35	ARG	NE-CZ-NH1	-15.11	112.75	120.30
25	B0	11	ARG	NE-CZ-NH2	-15.11	112.75	120.30
22	AV	49	G	C4-C5-N7	14.99	116.80	110.80
35	BA	318	C	N3-C4-C5	14.67	127.77	121.90
33	B8	57	ARG	NE-CZ-NH1	-14.65	112.97	120.30
54	BW	37	ARG	NE-CZ-NH1	-14.64	112.98	120.30
3	AC	16	ARG	NE-CZ-NH1	14.58	127.59	120.30
22	AV	49	G	N9-C4-C5	-14.44	99.62	105.40
40	BF	38	ARG	NE-CZ-NH1	14.15	127.38	120.30
38	BD	244	ARG	NE-CZ-NH2	-14.13	113.24	120.30
50	BS	23	ARG	NE-CZ-NH2	-14.05	113.28	120.30
35	BA	2540	C	N3-C4-C5	13.88	127.45	121.90
35	BA	844	C	C5-C6-N1	13.82	127.91	121.00
24	AY	78	ARG	NE-CZ-NH2	-13.72	113.44	120.30
35	BA	719	C	C6-N1-C2	-13.50	114.90	120.30

Continued on next page...

Continued from previous page...

Mol	Chain	Res	Type	Atoms	Z	Observed(°)	Ideal(°)
1	AA	1485	U	C5-C6-N1	13.49	129.45	122.70
35	BA	780	G	N3-C4-N9	13.46	134.08	126.00
35	BA	1363	C	C2-N3-C4	13.37	126.58	119.90
1	AA	1042	G	C4-C5-N7	-13.36	105.46	110.80
35	BA	1091	G	C5-C6-N1	-13.35	104.82	111.50
27	B2	7	ARG	NE-CZ-NH2	-13.33	113.64	120.30
35	BA	710	G	C8-N9-C4	-13.28	101.09	106.40
41	BG	9	ARG	NE-CZ-NH2	-13.27	113.67	120.30
3	AC	131	ARG	NE-CZ-NH1	13.17	126.88	120.30
35	BA	190	A	C2-N3-C4	-13.10	104.05	110.60
35	BA	53	A	N1-C6-N6	13.08	126.45	118.60
35	BA	1484	G	C4-C5-N7	12.97	115.99	110.80
35	BA	2742	C	N3-C4-C5	-12.90	116.74	121.90
35	BA	689	A	N9-C4-C5	12.88	110.95	105.80
13	AM	11	ARG	NE-CZ-NH1	-12.87	113.87	120.30
50	BS	97	ARG	NE-CZ-NH2	-12.85	113.88	120.30
26	B1	52	ARG	NE-CZ-NH2	-12.78	113.91	120.30
1	AA	570	G	C8-N9-C4	-12.75	101.30	106.40
24	AY	484	ARG	NE-CZ-NH1	12.73	126.66	120.30
35	BA	780	G	N3-C4-C5	-12.71	122.24	128.60
35	BA	1884	A	N1-C2-N3	-12.65	122.98	129.30
36	BB	93	G	C4-C5-N7	-12.63	105.75	110.80
35	BA	663	G	N9-C4-C5	-12.62	100.35	105.40
35	BA	1797	C	N3-C4-C5	12.61	126.94	121.90
35	BA	2376	A	C8-N9-C4	-12.57	100.77	105.80
35	BA	1534	U	C5-C6-N1	12.56	128.98	122.70
35	BA	693	C	C4-C5-C6	-12.53	111.14	117.40
41	BG	112	PRO	C-N-CA	-12.52	90.40	121.70
50	BS	25	ARG	NE-CZ-NH1	-12.52	114.04	120.30
39	BE	19	ARG	NE-CZ-NH1	-12.46	114.07	120.30
35	BA	1303	G	C5-C6-O6	12.45	136.07	128.60
1	AA	293	G	N1-C6-O6	12.42	127.35	119.90
35	BA	360	G	C5-N7-C8	-12.38	98.11	104.30
35	BA	2443	C	N3-C4-C5	-12.37	116.95	121.90
35	BA	2470	G	C8-N9-C4	-12.34	101.46	106.40
35	BA	2516	G	C4-C5-N7	12.32	115.73	110.80
1	AA	8	A	N1-C2-N3	-12.30	123.15	129.30
35	BA	1992	G	C2'-C3'-O3'	12.29	136.55	109.50
1	AA	1222	G	N9-C4-C5	-12.27	100.49	105.40
35	BA	2275	C	N3-C4-C5	12.20	126.78	121.90
1	AA	587	G	C5-N7-C8	12.16	110.38	104.30
13	AM	104	ARG	NE-CZ-NH1	-12.14	114.23	120.30

Continued on next page...

Continued from previous page...

Mol	Chain	Res	Type	Atoms	Z	Observed(°)	Ideal(°)
35	BA	1628	G	C4-C5-N7	12.13	115.65	110.80
3	AC	16	ARG	NE-CZ-NH2	-12.10	114.25	120.30
35	BA	1484	G	C5-N7-C8	-12.05	98.28	104.30
35	BA	731	C	C6-N1-C2	12.04	125.12	120.30
35	BA	1702	G	C4-C5-N7	12.04	115.62	110.80
1	AA	918	A	C5-C6-N1	-12.01	111.69	117.70
35	BA	338	G	C8-N9-C4	12.00	111.20	106.40
49	BR	77	ARG	NE-CZ-NH2	-12.00	114.30	120.30
35	BA	1540	U	O4'-C1'-N1	11.96	117.77	108.20
35	BA	2463	C	C6-N1-C2	11.95	125.08	120.30
35	BA	1767	C	C2-N3-C4	11.95	125.87	119.90
35	BA	2677	G	C2-N3-C4	-11.94	105.93	111.90
14	AN	23	ARG	NE-CZ-NH2	-11.94	114.33	120.30
1	AA	1511	G	C8-N9-C4	-11.93	101.63	106.40
25	B0	20	ARG	NE-CZ-NH1	11.90	126.25	120.30
35	BA	1980	G	C2-N3-C4	-11.89	105.96	111.90
36	BB	47	C	C2-N3-C4	11.86	125.83	119.90
1	AA	1042	G	N9-C4-C5	11.85	110.14	105.40
35	BA	1373	A	N7-C8-N9	-11.84	107.88	113.80
9	AI	83	ARG	NE-CZ-NH1	-11.81	114.39	120.30
35	BA	798	G	C4-C5-N7	11.80	115.52	110.80
1	AA	425	G	C8-N9-C4	11.77	111.11	106.40
36	BB	60	C	N3-C4-C5	-11.76	117.19	121.90
35	BA	1070	A	C8-N9-C4	-11.76	101.10	105.80
35	BA	1473	G	N1-C6-O6	-11.76	112.85	119.90
1	AA	616	G	C5-C6-O6	-11.76	121.55	128.60
1	AA	5	U	C5-C6-N1	11.75	128.57	122.70
14	AN	29	ARG	NE-CZ-NH2	-11.75	114.42	120.30
35	BA	477	A	N1-C2-N3	11.74	135.17	129.30
1	AA	197	A	C4-C5-N7	11.73	116.56	110.70
17	AQ	42	TYR	CB-CG-CD2	11.71	128.03	121.00
1	AA	1320	C	N3-C4-C5	-11.68	117.23	121.90
35	BA	1350	C	C6-N1-C2	-11.68	115.63	120.30
35	BA	1021	A	N1-C2-N3	-11.66	123.47	129.30
13	AM	14	ARG	NE-CZ-NH2	-11.65	114.48	120.30
1	AA	1112	C	N3-C4-C5	-11.64	117.24	121.90
1	AA	438	G	C5-C6-N1	11.61	117.30	111.50
35	BA	592	G	C2-N3-C4	11.60	117.70	111.90
1	AA	840	C	C6-N1-C2	-11.58	115.67	120.30
35	BA	798	G	N9-C4-C5	-11.58	100.77	105.40
1	AA	1515	C	N3-C4-C5	-11.58	117.27	121.90
35	BA	13	A	C8-N9-C4	-11.56	101.17	105.80

Continued on next page...

Continued from previous page...

Mol	Chain	Res	Type	Atoms	Z	Observed(°)	Ideal(°)
46	BO	94	ARG	NE-CZ-NH1	-11.50	114.55	120.30
53	BV	13	ARG	NE-CZ-NH2	-11.48	114.56	120.30
35	BA	1448	G	N1-C6-O6	-11.48	113.01	119.90
1	AA	1077	G	C8-N9-C4	11.47	110.99	106.40
51	BT	125	ARG	NE-CZ-NH1	-11.44	114.58	120.30
1	AA	1318	A	N1-C2-N3	11.43	135.01	129.30
35	BA	780	G	C2-N3-C4	11.43	117.61	111.90
35	BA	1612	C	C6-N1-C2	-11.43	115.73	120.30
20	AT	25	ARG	NE-CZ-NH2	11.42	126.01	120.30
1	AA	5	U	C4-C5-C6	-11.41	112.85	119.70
35	BA	2156	G	N1-C6-O6	-11.41	113.05	119.90
35	BA	2361	A	C8-N9-C4	11.37	110.35	105.80
35	BA	2711	A	N9-C4-C5	11.35	110.34	105.80
1	AA	161	A	N1-C6-N6	11.34	125.41	118.60
7	AG	155	ARG	NE-CZ-NH2	11.34	125.97	120.30
35	BA	2032	G	C5-C6-N1	11.34	117.17	111.50
35	BA	966	G	C4-C5-N7	11.33	115.33	110.80
35	BA	1959	G	N1-C6-O6	11.33	126.70	119.90
1	AA	1102	A	C8-N9-C4	11.31	110.33	105.80
35	BA	271(A)	A	N7-C8-N9	11.31	119.46	113.80
32	B7	10	ARG	NE-CZ-NH1	-11.29	114.66	120.30
35	BA	41	C	C6-N1-C2	-11.28	115.79	120.30
35	BA	1153	C	C6-N1-C2	-11.28	115.79	120.30
1	AA	818	G	N1-C6-O6	11.28	126.67	119.90
1	AA	1401	G	C8-N9-C4	-11.28	101.89	106.40
35	BA	960	A	N1-C2-N3	-11.28	123.66	129.30
35	BA	1350	C	C5-C6-N1	11.24	126.62	121.00
1	AA	146	G	N7-C8-N9	11.22	118.71	113.10
35	BA	966	G	C8-N9-C4	11.22	110.89	106.40
35	BA	1153	C	C5-C6-N1	11.21	126.60	121.00
15	AO	68	ARG	NE-CZ-NH2	-11.13	114.73	120.30
35	BA	1170	G	C8-N9-C4	11.13	110.85	106.40
35	BA	1531	C	N3-C4-C5	11.13	126.35	121.90
35	BA	693	C	C5-C6-N1	11.12	126.56	121.00
1	AA	829	G	C5-C6-O6	-11.12	121.93	128.60
51	BT	96	ARG	NE-CZ-NH1	-11.12	114.74	120.30
1	AA	829	G	N1-C6-O6	11.11	126.57	119.90
1	AA	1072	G	N3-C4-C5	-11.11	123.04	128.60
35	BA	2405	G	C4-C5-N7	-11.11	106.36	110.80
35	BA	677	A	N7-C8-N9	-11.11	108.25	113.80
6	AF	2	ARG	NE-CZ-NH2	-11.09	114.76	120.30
1	AA	1022	G	C5-N7-C8	11.07	109.84	104.30

Continued on next page...

Continued from previous page...

Mol	Chain	Res	Type	Atoms	Z	Observed(°)	Ideal(°)
54	BW	8	ARG	NE-CZ-NH2	-11.07	114.76	120.30
35	BA	2275	C	C4-C5-C6	-11.06	111.87	117.40
35	BA	2134	A	N9-C4-C5	-11.04	101.38	105.80
37	BC	94	TYR	CB-CG-CD1	-11.04	114.38	121.00
35	BA	1642	G	C8-N9-C4	-11.02	101.99	106.40
35	BA	109	G	C5-C6-O6	-11.02	121.99	128.60
1	AA	535	A	N1-C6-N6	-11.01	112.00	118.60
35	BA	1575	C	N3-C4-C5	-11.00	117.50	121.90
35	BA	2703	C	C4-C5-C6	10.99	122.90	117.40
1	AA	274	A	N7-C8-N9	10.99	119.29	113.80
1	AA	1417	G	C4-C5-N7	-10.99	106.41	110.80
35	BA	686	G	O4'-C1'-N9	-10.98	99.42	108.20
35	BA	1418	G	N1-C6-O6	10.98	126.49	119.90
1	AA	117	G	N9-C4-C5	-10.97	101.01	105.40
38	BD	176	ARG	NE-CZ-NH1	-10.97	114.82	120.30
1	AA	880	C	N3-C4-C5	10.97	126.29	121.90
1	AA	1088	G	N3-C4-N9	-10.96	119.43	126.00
35	BA	385	C	C6-N1-C2	-10.95	115.92	120.30
1	AA	372	C	N3-C4-C5	10.95	126.28	121.90
1	AA	1200	C	C4-C5-C6	10.95	122.87	117.40
24	AY	31	ARG	NE-CZ-NH2	-10.93	114.83	120.30
1	AA	668	G	N3-C4-C5	-10.93	123.14	128.60
35	BA	614(A)	U	N3-C4-O4	-10.93	111.75	119.40
36	BB	15	A	N1-C6-N6	10.92	125.15	118.60
35	BA	1390	U	C5-C6-N1	10.91	128.16	122.70
1	AA	1080	A	N1-C2-N3	-10.89	123.85	129.30
1	AA	1366	C	C6-N1-C2	10.88	124.65	120.30
1	AA	1422	G	N9-C4-C5	-10.88	101.05	105.40
35	BA	321	G	C8-N9-C4	-10.87	102.05	106.40
35	BA	1156	A	C8-N9-C4	10.87	110.15	105.80
1	AA	1077	G	N9-C4-C5	-10.87	101.05	105.40
1	AA	1140	C	C5-C6-N1	-10.86	115.57	121.00
35	BA	2606	C	N3-C4-C5	10.84	126.24	121.90
35	BA	390	A	C8-N9-C4	-10.83	101.47	105.80
35	BA	2231	C	N3-C4-C5	10.83	126.23	121.90
1	AA	974	A	C8-N9-C4	-10.81	101.48	105.80
24	AY	132	ARG	NE-CZ-NH2	-10.80	114.90	120.30
35	BA	1373	A	C8-N9-C4	10.80	110.12	105.80
35	BA	654(T)	C	C2-N3-C4	-10.80	114.50	119.90
35	BA	2474	C	C6-N1-C2	-10.79	115.98	120.30
35	BA	1534	U	C6-N1-C2	-10.79	114.53	121.00
35	BA	271(R)	G	C2-N3-C4	10.78	117.29	111.90

Continued on next page...

Continued from previous page...

Mol	Chain	Res	Type	Atoms	Z	Observed(°)	Ideal(°)
35	BA	338	G	N7-C8-N9	-10.78	107.71	113.10
35	BA	696	G	O4'-C1'-N9	-10.78	99.58	108.20
1	AA	117	G	C4-C5-N7	10.75	115.10	110.80
35	BA	677	A	C5-N7-C8	10.73	109.27	103.90
35	BA	742	G	C5-N7-C8	-10.73	98.93	104.30
35	BA	1389	G	C8-N9-C4	10.73	110.69	106.40
1	AA	1241	G	C4-C5-N7	10.72	115.09	110.80
3	AC	79	ARG	NE-CZ-NH2	-10.72	114.94	120.30
35	BA	1702	G	C6-C5-N7	-10.72	123.97	130.40
1	AA	1355	G	C4-C5-N7	-10.72	106.51	110.80
35	BA	1971	A	N1-C6-N6	-10.72	112.17	118.60
36	BB	58	A	C8-N9-C4	-10.72	101.51	105.80
33	B8	57	ARG	NE-CZ-NH2	10.71	125.66	120.30
35	BA	1925	C	N3-C4-C5	10.71	126.19	121.90
35	BA	2671	A	C5-C6-N1	10.71	123.05	117.70
35	BA	2885	C	C6-N1-C2	-10.71	116.02	120.30
35	BA	177	G	C5-C6-O6	-10.70	122.18	128.60
35	BA	135	G	C4-C5-N7	10.70	115.08	110.80
44	BL	73	ARG	NE-CZ-NH1	-10.69	114.95	120.30
35	BA	53	A	C2-N3-C4	-10.69	105.25	110.60
35	BA	1145	C	C6-N1-C2	10.69	124.57	120.30
1	AA	1157	A	C8-N9-C4	10.68	110.07	105.80
24	AY	660	ARG	NE-CZ-NH1	-10.67	114.96	120.30
1	AA	1063	C	N3-C4-C5	-10.66	117.64	121.90
1	AA	1047	G	C5-N7-C8	10.66	109.63	104.30
35	BA	990	A	N1-C2-N3	10.66	134.63	129.30
35	BA	338	G	N9-C4-C5	-10.65	101.14	105.40
35	BA	579	G	C4-C5-N7	10.65	115.06	110.80
35	BA	1515	G	N3-C4-C5	-10.61	123.30	128.60
35	BA	329	G	C4-C5-N7	-10.61	106.56	110.80
1	AA	189(D)	C	N1-C2-O2	-10.59	112.54	118.90
35	BA	614	U	C5-C6-N1	-10.58	117.41	122.70
35	BA	2677	G	N3-C4-C5	10.58	133.89	128.60
24	AY	470	PHE	CB-CG-CD1	10.58	128.21	120.80
35	BA	199	A	N1-C2-N3	10.58	134.59	129.30
1	AA	915	A	N7-C8-N9	-10.58	108.51	113.80
30	B5	19	ARG	NE-CZ-NH1	-10.57	115.01	120.30
35	BA	1989	G	C2-N3-C4	10.57	117.18	111.90
1	AA	253	U	C5-C6-N1	10.55	127.97	122.70
22	AV	27	U	C2-N3-C4	-10.54	120.68	127.00
35	BA	1027	A	C5-C6-N1	-10.54	112.43	117.70
1	AA	617	G	C6-C5-N7	-10.53	124.08	130.40

Continued on next page...

Continued from previous page...

Mol	Chain	Res	Type	Atoms	Z	Observed(°)	Ideal(°)
35	BA	2807	G	N1-C6-O6	10.53	126.22	119.90
1	AA	604	G	C8-N9-C4	-10.53	102.19	106.40
10	AJ	29	ARG	NE-CZ-NH1	-10.52	115.04	120.30
35	BA	1564	C	N3-C4-C5	-10.52	117.69	121.90
35	BA	1022	G	C6-C5-N7	10.52	136.71	130.40
38	BD	48	ARG	NE-CZ-NH2	-10.52	115.04	120.30
35	BA	708	C	C5-C6-N1	10.51	126.26	121.00
1	AA	848	C	C4-C5-C6	10.51	122.65	117.40
1	AA	1293	G	N7-C8-N9	-10.50	107.85	113.10
25	B0	32	ARG	NE-CZ-NH2	10.50	125.55	120.30
35	BA	991	C	C2-N3-C4	10.50	125.15	119.90
12	AL	102	ARG	NE-CZ-NH1	-10.50	115.05	120.30
1	AA	989	C	N1-C2-O2	-10.48	112.61	118.90
1	AA	578	C	C4-C5-C6	10.48	122.64	117.40
1	AA	1498	U	C2'-C3'-O3'	10.48	132.56	109.50
35	BA	1457	A	N1-C2-N3	-10.48	124.06	129.30
1	AA	1024	G	C5-C6-O6	-10.47	122.32	128.60
35	BA	2467	C	N3-C4-C5	-10.46	117.72	121.90
1	AA	1417	G	N1-C6-O6	10.46	126.18	119.90
35	BA	676	A	N7-C8-N9	-10.46	108.57	113.80
1	AA	1092	A	C8-N9-C4	-10.46	101.62	105.80
35	BA	1584	C	N3-C4-C5	10.46	126.08	121.90
35	BA	2128	C	N3-C4-C5	-10.45	117.72	121.90
35	BA	386	G	C4-C5-N7	-10.45	106.62	110.80
40	BF	165	ARG	NE-CZ-NH1	-10.44	115.08	120.30
1	AA	193	C	O4'-C1'-N1	10.43	116.55	108.20
22	AV	9	G	C8-N9-C4	10.43	110.57	106.40
30	B5	15	ARG	NE-CZ-NH2	10.40	125.50	120.30
35	BA	2589	A	C5-N7-C8	-10.40	98.70	103.90
1	AA	186	C	C6-N1-C2	10.39	124.46	120.30
1	AA	1286	A	N7-C8-N9	10.39	118.99	113.80
35	BA	1756	G	C4-C5-N7	-10.38	106.65	110.80
4	AD	159	ARG	NE-CZ-NH1	-10.38	115.11	120.30
1	AA	799	G	N9-C4-C5	-10.37	101.25	105.40
1	AA	633	G	C8-N9-C4	-10.36	102.26	106.40
35	BA	1440	G	C8-N9-C4	10.36	110.54	106.40
35	BA	2049	G	C5-N7-C8	10.35	109.47	104.30
35	BA	1144	G	C5-C6-N1	-10.34	106.33	111.50
36	BB	11	C	N3-C4-C5	-10.34	117.76	121.90
35	BA	802	A	C8-N9-C4	10.34	109.94	105.80
35	BA	2864	G	C5-C6-N1	-10.34	106.33	111.50
39	BE	160	TYR	CB-CG-CD1	10.34	127.20	121.00

Continued on next page...

Continued from previous page...

Mol	Chain	Res	Type	Atoms	Z	Observed(°)	Ideal(°)
1	AA	446	G	N7-C8-N9	10.34	118.27	113.10
1	AA	1252	A	N7-C8-N9	-10.33	108.63	113.80
35	BA	1942	C	C5-C6-N1	10.33	126.17	121.00
1	AA	1265	G	C8-N9-C4	-10.33	102.27	106.40
36	BB	49	C	N3-C4-C5	10.33	126.03	121.90
1	AA	668	G	N3-C4-N9	10.32	132.19	126.00
22	AV	27	U	N1-C2-N3	10.32	121.09	114.90
35	BA	1848	A	N7-C8-N9	-10.32	108.64	113.80
35	BA	2499	C	C2-N3-C4	-10.31	114.74	119.90
52	BU	58	ARG	NE-CZ-NH1	-10.31	115.14	120.30
1	AA	921	U	C5'-C4'-C3'	-10.30	99.52	116.00
35	BA	219	G	N1-C2-N3	10.29	130.08	123.90
1	AA	189(L)	G	O4'-C1'-N9	10.29	116.43	108.20
35	BA	1548	C	C6-N1-C2	10.28	124.41	120.30
35	BA	1452	A	C2-N3-C4	-10.27	105.46	110.60
35	BA	1643	G	C2-N3-C4	-10.27	106.76	111.90
35	BA	604	G	C8-N9-C4	10.26	110.50	106.40
35	BA	2495	G	N9-C4-C5	10.26	109.50	105.40
51	BT	91	ARG	NE-CZ-NH2	-10.26	115.17	120.30
1	AA	689	C	N3-C4-C5	10.26	126.00	121.90
1	AA	1270	C	C2-N3-C4	10.25	125.03	119.90
1	AA	1277	C	C2-N3-C4	10.24	125.02	119.90
1	AA	1397	C	C6-N1-C2	10.24	124.40	120.30
35	BA	1069	A	C8-N9-C4	-10.23	101.71	105.80
11	AK	18	ARG	NE-CZ-NH1	-10.23	115.19	120.30
35	BA	1379	A	N9-C1'-C2'	10.22	127.29	114.00
1	AA	1320	C	C4-C5-C6	10.22	122.51	117.40
35	BA	1908	C	C2-N3-C4	10.21	125.01	119.90
35	BA	2128	C	C4-C5-C6	10.21	122.51	117.40
50	BS	17	ARG	NE-CZ-NH2	10.21	125.41	120.30
35	BA	2807	G	C5-C6-O6	-10.20	122.48	128.60
35	BA	487	C	C4-C5-C6	10.19	122.50	117.40
35	BA	615	G	C5-C6-N1	10.18	116.59	111.50
1	AA	1280	A	C5-C6-N1	10.18	122.79	117.70
1	AA	488	C	N3-C4-C5	-10.17	117.83	121.90
35	BA	1717	G	C5-C6-O6	-10.17	122.50	128.60
35	BA	2392	A	N7-C8-N9	10.16	118.88	113.80
35	BA	271(A)	A	C5-N7-C8	-10.16	98.82	103.90
35	BA	479	A	C6-N1-C2	10.16	124.70	118.60
1	AA	197	A	N9-C4-C5	-10.16	101.74	105.80
35	BA	1168	G	N9-C4-C5	10.16	109.46	105.40
35	BA	135	G	N9-C4-C5	-10.15	101.34	105.40

Continued on next page...

Continued from previous page...

Mol	Chain	Res	Type	Atoms	Z	Observed(°)	Ideal(°)
2	AB	137	ARG	NE-CZ-NH1	10.15	125.37	120.30
35	BA	382	G	N9-C4-C5	-10.14	101.34	105.40
35	BA	2787	C	N1-C2-O2	10.14	124.99	118.90
35	BA	2454	G	C5-N7-C8	10.14	109.37	104.30
40	BF	139	PHE	CB-CG-CD1	10.14	127.90	120.80
49	BR	33	ARG	NE-CZ-NH2	-10.13	115.23	120.30
35	BA	2467	C	C2-N3-C4	10.13	124.97	119.90
35	BA	2116	G	C2-N3-C4	-10.13	106.84	111.90
1	AA	108	G	N9-C4-C5	10.12	109.45	105.40
37	BC	53	ARG	NE-CZ-NH2	10.12	125.36	120.30
1	AA	268	C	N1-C2-O2	10.09	124.95	118.90
1	AA	528	C	N3-C4-C5	10.09	125.93	121.90
35	BA	2595	G	N9-C4-C5	-10.07	101.37	105.40
35	BA	1149	G	C8-N9-C4	-10.06	102.37	106.40
35	BA	1426	G	C8-N9-C4	10.06	110.43	106.40
1	AA	915	A	C8-N9-C4	10.06	109.82	105.80
35	BA	6	A	N9-C4-C5	-10.05	101.78	105.80
1	AA	108	G	C8-N9-C4	-10.04	102.38	106.40
1	AA	193	C	N3-C4-C5	-10.04	117.88	121.90
1	AA	35	G	C5-C6-O6	-10.04	122.58	128.60
1	AA	821	G	C2-N3-C4	10.03	116.92	111.90
36	BB	113	G	C4-C5-N7	10.03	114.81	110.80
35	BA	968	G	N3-C4-C5	10.03	133.61	128.60
35	BA	2730	C	C5-C6-N1	10.03	126.01	121.00
35	BA	2748	A	C8-N9-C4	10.02	109.81	105.80
35	BA	1330	C	N3-C4-C5	10.02	125.91	121.90
35	BA	2848	G	C5-C6-O6	10.02	134.61	128.60
35	BA	1185	C	C6-N1-C2	-10.01	116.30	120.30
1	AA	1257	U	O4'-C1'-N1	-10.01	100.19	108.20
35	BA	155	U	C4-C5-C6	10.01	125.70	119.70
35	BA	621	A	C4-C5-C6	10.00	122.00	117.00
36	BB	7	G	C8-N9-C4	-9.99	102.40	106.40
35	BA	708	C	C6-N1-C2	-9.99	116.30	120.30
1	AA	692	U	C4-C5-C6	9.98	125.69	119.70
1	AA	1190	G	N3-C4-C5	9.98	133.59	128.60
35	BA	2150	U	C5-C6-N1	-9.98	117.71	122.70
1	AA	6	G	C8-N9-C4	9.98	110.39	106.40
35	BA	2050	C	C5-C6-N1	9.98	125.99	121.00
1	AA	375	U	C5-C4-O4	9.97	131.88	125.90
1	AA	1054	C	O4'-C1'-N1	-9.97	100.22	108.20
35	BA	708	C	C4-C5-C6	-9.96	112.42	117.40
35	BA	251	A	N1-C2-N3	9.96	134.28	129.30

Continued on next page...

Continued from previous page...

Mol	Chain	Res	Type	Atoms	Z	Observed(°)	Ideal(°)
35	BA	2595	G	C8-N9-C4	9.96	110.38	106.40
35	BA	228	A	N7-C8-N9	9.95	118.78	113.80
35	BA	408	G	C6-N1-C2	-9.95	119.13	125.10
22	AV	17	C	N3-C4-C5	9.94	125.88	121.90
35	BA	2737	G	C8-N9-C4	-9.95	102.42	106.40
1	AA	988	G	N3-C4-N9	9.94	131.97	126.00
35	BA	2779	U	N3-C4-O4	-9.94	112.44	119.40
1	AA	38	G	N9-C4-C5	9.93	109.37	105.40
1	AA	1439	C	C6-N1-C2	9.92	124.27	120.30
1	AA	656	C	C6-N1-C2	9.91	124.27	120.30
1	AA	1385	G	C5-C6-O6	-9.91	122.65	128.60
35	BA	1363	C	N3-C4-C5	-9.90	117.94	121.90
35	BA	93	G	C4-C5-N7	9.90	114.76	110.80
35	BA	479	A	N1-C2-N3	-9.90	124.35	129.30
1	AA	816	A	C2-N3-C4	9.89	115.55	110.60
35	BA	844	C	C4-C5-C6	-9.89	112.46	117.40
35	BA	2132	U	C5-C4-O4	9.88	131.83	125.90
35	BA	475	U	C5-C6-N1	-9.87	117.76	122.70
35	BA	1091	G	C4-C5-C6	9.87	124.72	118.80
35	BA	2871	C	C4-C5-C6	9.86	122.33	117.40
1	AA	293	G	C5-C6-O6	-9.86	122.69	128.60
35	BA	1629	U	C5-C4-O4	-9.85	119.99	125.90
35	BA	1558	A	C8-N9-C4	-9.84	101.86	105.80
1	AA	606	G	N9-C4-C5	9.84	109.34	105.40
1	AA	1259	C	N3-C4-C5	9.84	125.83	121.90
35	BA	2270	G	C2-N3-C4	-9.83	106.98	111.90
35	BA	197	A	N9-C4-C5	-9.83	101.87	105.80
35	BA	1354	A	N7-C8-N9	-9.83	108.89	113.80
35	BA	1358	G	N9-C4-C5	-9.82	101.47	105.40
35	BA	2728	U	C5-C6-N1	-9.82	117.79	122.70
1	AA	393	A	C2-N3-C4	9.82	115.51	110.60
36	BB	68	C	C2-N3-C4	-9.82	114.99	119.90
35	BA	1044	G	C2-N3-C4	-9.82	106.99	111.90
35	BA	2748	A	N9-C4-C5	-9.82	101.87	105.80
54	BW	11	ARG	NE-CZ-NH1	-9.82	115.39	120.30
35	BA	113	G	C2-N3-C4	-9.81	107.00	111.90
35	BA	1628	G	C8-N9-C4	-9.81	102.48	106.40
35	BA	220	G	N9-C4-C5	9.80	109.32	105.40
35	BA	61	G	O4'-C1'-N9	-9.80	100.36	108.20
35	BA	914	C	C5-C6-N1	-9.80	116.10	121.00
35	BA	2421	G	N7-C8-N9	9.79	118.00	113.10
35	BA	10	G	N3-C4-C5	9.79	133.50	128.60

Continued on next page...

Continued from previous page...

Mol	Chain	Res	Type	Atoms	Z	Observed(°)	Ideal(°)
35	BA	2520	C	C5-C6-N1	9.79	125.90	121.00
35	BA	1255	U	O4'-C1'-N1	9.79	116.03	108.20
39	BE	164	ARG	NE-CZ-NH2	-9.79	115.41	120.30
1	AA	575	G	C2'-C3'-O3'	9.79	131.03	109.50
1	AA	670	G	C8-N9-C4	-9.78	102.49	106.40
35	BA	1573	G	O4'-C1'-N9	-9.78	100.38	108.20
1	AA	1289	A	C8-N9-C4	9.78	109.71	105.80
35	BA	1640	C	N1-C2-O2	9.78	124.77	118.90
35	BA	2246	G	C8-N9-C4	9.77	110.31	106.40
1	AA	1074	G	C5-C6-N1	9.77	116.38	111.50
35	BA	649	G	N7-C8-N9	9.77	117.98	113.10
35	BA	2555	U	C5-C6-N1	-9.76	117.82	122.70
1	AA	103	C	C5-C6-N1	-9.76	116.12	121.00
1	AA	1132	C	N1-C2-O2	9.76	124.75	118.90
35	BA	419	C	N3-C4-C5	9.75	125.80	121.90
1	AA	1252	A	C5-N7-C8	9.75	108.77	103.90
21	AU	6	ARG	NE-CZ-NH2	-9.74	115.43	120.30
1	AA	1403	C	C4-C5-C6	9.73	122.27	117.40
25	B0	20	ARG	NE-CZ-NH2	-9.73	115.43	120.30
35	BA	1192	G	C8-N9-C4	9.73	110.29	106.40
35	BA	318	C	C5-C4-N4	-9.73	113.39	120.20
35	BA	2531	A	N1-C6-N6	-9.73	112.76	118.60
12	AL	53	ARG	NE-CZ-NH1	-9.72	115.44	120.30
1	AA	1022	G	N7-C8-N9	-9.71	108.24	113.10
35	BA	1406	U	C5-C6-N1	-9.71	117.84	122.70
35	BA	1922	G	N3-C4-C5	-9.71	123.74	128.60
36	BB	7	G	N7-C8-N9	9.71	117.96	113.10
1	AA	702	A	C5-C6-N1	9.71	122.55	117.70
1	AA	868	C	N3-C4-C5	-9.70	118.02	121.90
35	BA	746	A	N1-C2-N3	9.70	134.15	129.30
35	BA	934	G	C4-C5-N7	9.69	114.68	110.80
1	AA	1105	A	C8-N9-C4	-9.69	101.92	105.80
35	BA	1329	U	C5-C4-O4	9.69	131.71	125.90
35	BA	2779	U	N3-C2-O2	-9.69	115.42	122.20
1	AA	1483	A	C8-N9-C4	9.69	109.67	105.80
35	BA	188	G	N3-C4-C5	-9.68	123.76	128.60
35	BA	201	C	C5-C6-N1	9.68	125.84	121.00
35	BA	537	C	C2-N3-C4	-9.68	115.06	119.90
1	AA	569	C	C6-N1-C2	9.68	124.17	120.30
35	BA	955	C	N3-C4-C5	-9.68	118.03	121.90
35	BA	1613	G	C5-C6-O6	9.67	134.40	128.60
49	BR	12	ARG	NE-CZ-NH1	-9.66	115.47	120.30

Continued on next page...

Continued from previous page...

Mol	Chain	Res	Type	Atoms	Z	Observed(°)	Ideal(°)
36	BB	103	G	C5'-C4'-C3'	-9.66	100.54	116.00
35	BA	791	C	N3-C4-C5	9.66	125.76	121.90
35	BA	1998	G	C4-C5-N7	9.66	114.66	110.80
35	BA	1361	G	N3-C4-C5	9.66	133.43	128.60
8	AH	37	ARG	NE-CZ-NH2	9.65	125.13	120.30
35	BA	1640	C	N3-C2-O2	-9.65	115.15	121.90
1	AA	269	C	C5-C6-N1	9.64	125.82	121.00
35	BA	2495	G	C4-C5-N7	-9.64	106.94	110.80
1	AA	1431	C	C6-N1-C2	9.63	124.15	120.30
35	BA	2335	A	C5'-C4'-O4'	9.63	120.66	109.10
35	BA	1853	A	N1-C2-N3	-9.62	124.49	129.30
2	AB	92	TYR	CB-CG-CD2	-9.62	115.23	121.00
35	BA	1922	G	C5-C6-O6	-9.62	122.83	128.60
1	AA	1022	G	C6-C5-N7	9.60	136.16	130.40
1	AA	1226	C	C6-N1-C2	-9.60	116.46	120.30
32	B7	21	ARG	NE-CZ-NH1	-9.60	115.50	120.30
35	BA	1416	G	O4'-C1'-N9	9.60	115.88	108.20
35	BA	1881	C	C5-C6-N1	-9.60	116.20	121.00
35	BA	742	G	N7-C8-N9	9.59	117.90	113.10
1	AA	1293	G	C5-N7-C8	9.58	109.09	104.30
35	BA	143(A)	C	C2-N3-C4	9.58	124.69	119.90
35	BA	706	A	C8-N9-C4	-9.58	101.97	105.80
1	AA	310	G	C8-N9-C4	-9.58	102.57	106.40
35	BA	821	A	C8-N9-C4	9.58	109.63	105.80
47	BP	79	ARG	NE-CZ-NH1	-9.58	115.51	120.30
35	BA	1801	G	N9-C4-C5	-9.57	101.57	105.40
35	BA	2804	C	N1-C2-O2	9.57	124.64	118.90
35	BA	2718	G	C5-N7-C8	9.57	109.08	104.30
35	BA	2885	C	C5-C6-N1	9.57	125.78	121.00
35	BA	1154	G	N3-C2-N2	9.56	126.59	119.90
35	BA	1596	A	N1-C2-N3	-9.56	124.52	129.30
1	AA	809	G	C5-C6-N1	-9.55	106.72	111.50
1	AA	282	A	N7-C8-N9	-9.55	109.03	113.80
35	BA	945	A	N9-C1'-C2'	9.55	126.41	114.00
35	BA	1410	G	C4-C5-N7	9.55	114.62	110.80
35	BA	2193	G	N1-C2-N3	9.55	129.63	123.90
35	BA	503	A	N9-C4-C5	-9.54	101.98	105.80
35	BA	1469	A	N1-C2-N3	9.54	134.07	129.30
35	BA	1596	A	C2-N3-C4	9.54	115.37	110.60
1	AA	485	G	C5-C6-N1	-9.54	106.73	111.50
1	AA	1433	A	N7-C8-N9	9.54	118.57	113.80
35	BA	1799	G	C2'-C3'-O3'	9.54	130.48	109.50

Continued on next page...

Continued from previous page...

Mol	Chain	Res	Type	Atoms	Z	Observed(°)	Ideal(°)
1	AA	1174	G	C4-C5-N7	-9.53	106.99	110.80
35	BA	2469	A	N1-C2-N3	-9.53	124.54	129.30
35	BA	2049	G	C4-C5-N7	-9.52	106.99	110.80
1	AA	1285	A	N1-C6-N6	-9.51	112.90	118.60
22	AV	22	G	C5-C6-O6	9.50	134.30	128.60
35	BA	2742	C	N3-C4-N4	9.50	124.65	118.00
1	AA	1338	G	N9-C4-C5	-9.49	101.60	105.40
1	AA	457	C	O4'-C1'-N1	9.49	115.79	108.20
1	AA	1039	C	C6-N1-C2	-9.49	116.50	120.30
1	AA	1222	G	C4-C5-N7	9.49	114.60	110.80
35	BA	1977	A	C8-N9-C4	-9.49	102.00	105.80
1	AA	1428	A	N9-C4-C5	-9.49	102.00	105.80
36	BB	117	G	C8-N9-C4	-9.48	102.61	106.40
1	AA	360	A	N9-C4-C5	9.47	109.59	105.80
1	AA	250	A	N9-C4-C5	9.47	109.59	105.80
35	BA	271(U)	G	C5-C6-N1	-9.47	106.76	111.50
35	BA	918	A	N9-C4-C5	9.47	109.59	105.80
35	BA	55	G	C2-N3-C4	9.47	116.64	111.90
35	BA	2811	G	C8-N9-C4	-9.47	102.61	106.40
1	AA	109	A	N1-C2-N3	9.46	134.03	129.30
35	BA	632	A	N7-C8-N9	9.46	118.53	113.80
1	AA	676	A	C2-N3-C4	-9.46	105.87	110.60
35	BA	2044	C	N3-C4-C5	-9.46	118.12	121.90
1	AA	1233	G	C6-N1-C2	9.45	130.77	125.10
1	AA	331	G	N9-C4-C5	-9.45	101.62	105.40
22	AV	23	C	C5-C6-N1	-9.45	116.28	121.00
1	AA	779	C	C6-N1-C2	-9.44	116.52	120.30
35	BA	1943	U	N1-C2-O2	9.44	129.41	122.80
1	AA	1018	C	C6-N1-C2	-9.44	116.52	120.30
1	AA	500	G	O4'-C1'-N9	-9.44	100.65	108.20
35	BA	792	G	N1-C6-O6	9.43	125.56	119.90
35	BA	2021	C	C6-N1-C2	-9.43	116.53	120.30
1	AA	693	G	C8-N9-C4	9.42	110.17	106.40
35	BA	1840	G	C8-N9-C4	-9.42	102.63	106.40
35	BA	454	A	N1-C2-N3	9.41	134.01	129.30
35	BA	1474	C	N3-C4-C5	9.41	125.66	121.90
29	B4	43	TYR	N-CA-C	9.40	136.39	111.00
1	AA	125	U	N3-C4-O4	9.40	125.98	119.40
1	AA	940	C	C6-N1-C2	9.40	124.06	120.30
35	BA	2738	A	C8-N9-C4	-9.40	102.04	105.80
35	BA	2642	G	N3-C2-N2	-9.39	113.33	119.90
35	BA	408	G	C5-C6-N1	9.39	116.19	111.50

Continued on next page...

Continued from previous page...

Mol	Chain	Res	Type	Atoms	Z	Observed(°)	Ideal(°)
1	AA	1133	G	C5-C6-N1	9.38	116.19	111.50
35	BA	690	G	C2-N3-C4	-9.38	107.21	111.90
1	AA	1467	G	N9-C4-C5	-9.37	101.65	105.40
1	AA	38	G	C2-N3-C4	9.37	116.59	111.90
35	BA	476	G	C2-N3-C4	-9.37	107.22	111.90
35	BA	2775	A	N1-C2-N3	9.37	133.99	129.30
35	BA	2663	G	C4-C5-N7	9.37	114.55	110.80
1	AA	525	C	C5-C6-N1	-9.36	116.32	121.00
35	BA	672	C	N3-C2-O2	-9.36	115.35	121.90
35	BA	2538	C	N3-C4-C5	9.36	125.64	121.90
35	BA	318	C	C2-N3-C4	-9.35	115.22	119.90
35	BA	2821	A	C8-N9-C4	-9.35	102.06	105.80
35	BA	1290	C	C2-N3-C4	-9.35	115.23	119.90
35	BA	689	A	C8-N9-C4	-9.35	102.06	105.80
35	BA	2765	A	N1-C2-N3	-9.35	124.63	129.30
35	BA	1582	C	C6-N1-C2	-9.34	116.56	120.30
35	BA	1088	A	C6-N1-C2	-9.34	113.00	118.60
35	BA	2768	C	O4'-C1'-N1	-9.34	100.73	108.20
35	BA	2240	C	N3-C4-C5	9.33	125.63	121.90
35	BA	360	G	N7-C8-N9	9.32	117.76	113.10
35	BA	1545	A	N1-C6-N6	9.31	124.19	118.60
1	AA	1447	A	N1-C2-N3	-9.31	124.64	129.30
46	BO	17	ARG	NE-CZ-NH2	-9.31	115.65	120.30
1	AA	158	G	N1-C6-O6	9.30	125.48	119.90
35	BA	1406	U	C6-N1-C2	9.30	126.58	121.00
35	BA	1756	G	C4-C5-C6	9.30	124.38	118.80
1	AA	1022	G	C8-N9-C4	9.30	110.12	106.40
35	BA	1678	G	N9-C4-C5	9.30	109.12	105.40
1	AA	1032	G	N9-C4-C5	-9.30	101.68	105.40
1	AA	739	C	N3-C4-C5	9.30	125.62	121.90
35	BA	65	C	N1-C2-O2	9.29	124.48	118.90
36	BB	36	C	C5-C4-N4	-9.29	113.69	120.20
35	BA	1922	G	C4-C5-N7	-9.29	107.08	110.80
35	BA	2483	C	C5-C6-N1	9.29	125.64	121.00
35	BA	1117	G	C2-N3-C4	-9.28	107.26	111.90
35	BA	2748	A	N1-C6-N6	-9.28	113.03	118.60
35	BA	1487	G	C4-C5-N7	9.28	114.51	110.80
1	AA	1149	C	C5-C6-N1	-9.28	116.36	121.00
35	BA	2271	G	N1-C2-N3	9.28	129.47	123.90
35	BA	2525	G	C4-C5-N7	-9.28	107.09	110.80
35	BA	2121	G	C8-N9-C4	9.27	110.11	106.40
1	AA	169	C	C6-N1-C2	9.26	124.01	120.30

Continued on next page...

Continued from previous page...

Mol	Chain	Res	Type	Atoms	Z	Observed(°)	Ideal(°)
35	BA	497	A	N7-C8-N9	-9.26	109.17	113.80
1	AA	1417	G	C5-C6-N1	-9.26	106.87	111.50
35	BA	2116	G	N3-C4-C5	9.26	133.23	128.60
35	BA	1925	C	C4-C5-C6	-9.25	112.78	117.40
35	BA	1426	G	N9-C4-C5	-9.25	101.70	105.40
35	BA	1407	C	C6-N1-C2	-9.24	116.60	120.30
35	BA	2607	G	C8-N9-C4	-9.24	102.70	106.40
1	AA	47	C	N3-C4-C5	9.24	125.59	121.90
9	AI	66	ARG	NE-CZ-NH1	9.24	124.92	120.30
35	BA	654(I)	C	C4-C5-C6	9.23	122.02	117.40
35	BA	2364	C	N3-C4-C5	9.23	125.59	121.90
1	AA	1048	G	C5-C6-O6	-9.23	123.06	128.60
1	AA	587	G	C4-C5-N7	-9.23	107.11	110.80
35	BA	1755	A	O4'-C1'-N9	9.23	115.58	108.20
1	AA	903	G	C4-C5-C6	9.22	124.33	118.80
35	BA	473	G	C5-N7-C8	-9.22	99.69	104.30
1	AA	860	A	N1-C2-N3	9.22	133.91	129.30
8	AH	125	ARG	NE-CZ-NH2	-9.22	115.69	120.30
1	AA	600	C	C6-N1-C2	9.22	123.99	120.30
35	BA	253	C	C5-C6-N1	9.21	125.61	121.00
1	AA	151	A	N9-C4-C5	-9.21	102.12	105.80
1	AA	1413	A	N1-C2-N3	9.21	133.90	129.30
35	BA	654(T)	C	C4-C5-C6	-9.21	112.80	117.40
24	AY	197	ARG	NE-CZ-NH2	9.21	124.90	120.30
35	BA	48	G	C4-C5-N7	9.21	114.48	110.80
35	BA	2520	C	C4-C5-C6	-9.21	112.80	117.40
35	BA	2834	G	N7-C8-N9	-9.20	108.50	113.10
35	BA	849	A	N1-C2-N3	9.20	133.90	129.30
35	BA	966	G	N9-C4-C5	-9.20	101.72	105.40
1	AA	1531	A	C5-C6-N1	-9.20	113.10	117.70
35	BA	178	G	C8-N9-C4	-9.20	102.72	106.40
35	BA	602	G	C8-N9-C4	-9.20	102.72	106.40
1	AA	60	A	O4'-C1'-N9	-9.19	100.85	108.20
1	AA	221	C	C6-N1-C2	-9.19	116.62	120.30
1	AA	805	C	N3-C4-N4	9.19	124.43	118.00
1	AA	1190	G	C2-N3-C4	-9.19	107.31	111.90
1	AA	617	G	C4-C5-N7	9.18	114.47	110.80
1	AA	1511	G	N9-C4-C5	9.18	109.07	105.40
35	BA	2193	G	N3-C2-N2	-9.18	113.48	119.90
47	BP	80	TYR	CB-CG-CD2	9.18	126.50	121.00
35	BA	300	A	C5-C6-N1	9.17	122.29	117.70
35	BA	1628	G	C5-N7-C8	-9.17	99.71	104.30

Continued on next page...

Continued from previous page...

Mol	Chain	Res	Type	Atoms	Z	Observed(°)	Ideal(°)
35	BA	986	C	N3-C4-C5	-9.16	118.23	121.90
1	AA	1387	G	C4-C5-C6	9.16	124.29	118.80
35	BA	1800	C	C5-C4-N4	-9.15	113.80	120.20
1	AA	934	C	C5-C6-N1	9.15	125.57	121.00
1	AA	1165	C	C5-C6-N1	9.14	125.57	121.00
35	BA	2240	C	C2-N3-C4	-9.14	115.33	119.90
1	AA	818	G	C5-C6-N1	-9.14	106.93	111.50
35	BA	2470	G	N7-C8-N9	9.14	117.67	113.10
35	BA	1088	A	N1-C2-N3	9.14	133.87	129.30
35	BA	1650	G	C8-N9-C4	-9.13	102.75	106.40
1	AA	263	A	N1-C2-N3	-9.13	124.74	129.30
35	BA	920	G	N1-C6-O6	-9.12	114.43	119.90
1	AA	1371	G	N3-C2-N2	9.12	126.28	119.90
22	AV	28	C	N3-C4-C5	9.11	125.55	121.90
35	BA	1993	U	C5-C6-N1	9.11	127.26	122.70
36	BB	29	A	N7-C8-N9	-9.11	109.25	113.80
1	AA	633	G	N9-C4-C5	9.11	109.04	105.40
8	AH	84	ARG	NE-CZ-NH1	-9.11	115.75	120.30
35	BA	1997	G	N9-C4-C5	-9.10	101.76	105.40
35	BA	2137	C	N3-C4-C5	-9.10	118.26	121.90
35	BA	1228	G	C8-N9-C4	-9.09	102.76	106.40
35	BA	1123	C	C6-N1-C2	-9.08	116.67	120.30
35	BA	1568	G	O4'-C1'-N9	-9.08	100.93	108.20
35	BA	1186	G	C5-C6-O6	-9.08	123.16	128.60
35	BA	853	G	C5-C6-O6	-9.07	123.16	128.60
1	AA	1437	C	C6-N1-C2	-9.06	116.67	120.30
1	AA	522	C	N3-C4-N4	-9.06	111.66	118.00
35	BA	1156	A	N9-C1'-C2'	9.06	125.78	114.00
35	BA	1749	A	C2-N3-C4	-9.06	106.07	110.60
1	AA	676	A	N9-C4-C5	-9.05	102.18	105.80
35	BA	1962	C	N1-C2-O2	9.05	124.33	118.90
30	B5	19	ARG	NE-CZ-NH2	9.05	124.83	120.30
35	BA	52	A	N9-C4-C5	-9.05	102.18	105.80
35	BA	1086	A	C4-C5-N7	-9.05	106.18	110.70
35	BA	2436	G	C5-C6-N1	9.04	116.02	111.50
52	BU	59	ARG	NE-CZ-NH2	-9.04	115.78	120.30
1	AA	701	C	O4'-C1'-N1	9.04	115.43	108.20
35	BA	686	G	C2-N3-C4	-9.04	107.38	111.90
35	BA	1610	A	N9-C4-C5	-9.04	102.19	105.80
35	BA	98	G	N1-C6-O6	9.03	125.32	119.90
35	BA	248	G	C4-C5-N7	9.04	114.41	110.80
35	BA	1721	G	C4-C5-N7	9.04	114.41	110.80

Continued on next page...

Continued from previous page...

Mol	Chain	Res	Type	Atoms	Z	Observed(°)	Ideal(°)
1	AA	809	G	C6-N1-C2	9.03	130.52	125.10
35	BA	1217	C	C6-N1-C2	-9.03	116.69	120.30
1	AA	1094	G	N1-C6-O6	-9.02	114.49	119.90
1	AA	628	G	C2-N3-C4	9.02	116.41	111.90
35	BA	199	A	N7-C8-N9	9.02	118.31	113.80
24	AY	465	ARG	NE-CZ-NH2	-9.02	115.79	120.30
35	BA	616	G	C8-N9-C4	-9.02	102.79	106.40
2	AB	157	ARG	NE-CZ-NH2	-9.01	115.79	120.30
35	BA	1959	G	C5-C6-O6	-9.01	123.20	128.60
1	AA	511	C	C5-C6-N1	9.00	125.50	121.00
35	BA	1608	A	C8-N9-C4	-9.00	102.20	105.80
35	BA	1859	A	C2-N3-C4	-9.00	106.10	110.60
35	BA	360	G	C4-C5-N7	9.00	114.40	110.80
35	BA	2742	C	C2-N3-C4	9.00	124.40	119.90
35	BA	1011	G	C8-N9-C4	-8.99	102.80	106.40
35	BA	113	G	N9-C4-C5	-8.99	101.80	105.40
1	AA	55	A	C5-N7-C8	8.99	108.39	103.90
1	AA	1087	G	C8-N9-C4	-8.99	102.81	106.40
35	BA	1052	C	O4'-C1'-N1	-8.99	101.01	108.20
35	BA	2622	C	N3-C4-C5	8.99	125.50	121.90
1	AA	988	G	N3-C4-C5	-8.98	124.11	128.60
35	BA	1922	G	N9-C4-C5	8.98	108.99	105.40
35	BA	2293	C	C6-N1-C2	-8.98	116.71	120.30
1	AA	384	G	C5-C6-O6	-8.98	123.21	128.60
37	BC	111	PHE	CB-CG-CD2	-8.98	114.52	120.80
1	AA	1213	A	C2-N3-C4	8.97	115.08	110.60
22	AV	66	C	N3-C4-C5	8.97	125.49	121.90
35	BA	744	G	C4-C5-N7	8.97	114.39	110.80
35	BA	1149	G	N3-C4-N9	-8.97	120.62	126.00
35	BA	2372	G	N1-C6-O6	-8.97	114.52	119.90
1	AA	915	A	C5-N7-C8	8.97	108.38	103.90
1	AA	1027	C	C6-N1-C2	-8.97	116.71	120.30
1	AA	538	G	C2-N3-C4	8.96	116.38	111.90
35	BA	2503	A	C8-N9-C4	-8.96	102.21	105.80
1	AA	829	G	N9-C4-C5	8.96	108.98	105.40
35	BA	75	G	C5-C6-O6	8.96	133.98	128.60
35	BA	1817	G	C4-C5-N7	8.96	114.39	110.80
1	AA	1371	G	C2-N3-C4	8.96	116.38	111.90
1	AA	701	C	C6-N1-C2	-8.96	116.72	120.30
1	AA	538	G	C5-N7-C8	8.95	108.78	104.30
1	AA	1290	G	N7-C8-N9	8.95	117.58	113.10
1	AA	21	G	C4-C5-N7	-8.95	107.22	110.80

Continued on next page...

Continued from previous page...

Mol	Chain	Res	Type	Atoms	Z	Observed(°)	Ideal(°)
1	AA	425	G	N7-C8-N9	-8.95	108.63	113.10
1	AA	1492	A	N9-C4-C5	8.95	109.38	105.80
8	AH	60	ARG	NE-CZ-NH1	-8.95	115.83	120.30
35	BA	1511	C	C4-C5-C6	-8.95	112.92	117.40
35	BA	718	A	C4-C5-C6	-8.95	112.53	117.00
1	AA	506	G	C8-N9-C4	-8.95	102.82	106.40
35	BA	2718	G	N7-C8-N9	-8.95	108.63	113.10
35	BA	1484	G	N3-C4-C5	8.94	133.07	128.60
35	BA	2454	G	N7-C8-N9	-8.94	108.63	113.10
35	BA	144	C	C6-N1-C2	-8.94	116.72	120.30
35	BA	1635	G	N3-C4-C5	8.94	133.07	128.60
35	BA	47	C	C5-C6-N1	-8.94	116.53	121.00
22	AV	9	G	O4'-C1'-N9	8.94	115.35	108.20
35	BA	654(I)	C	C5-C6-N1	-8.93	116.53	121.00
1	AA	454	C	C6-N1-C2	-8.93	116.73	120.30
35	BA	2443	C	C4-C5-C6	8.93	121.86	117.40
1	AA	1248	A	N9-C4-C5	8.93	109.37	105.80
1	AA	958	A	C4-C5-N7	8.93	115.16	110.70
1	AA	1480	G	C5-C6-O6	-8.93	123.25	128.60
14	AN	57	ARG	NE-CZ-NH2	-8.93	115.84	120.30
26	B1	52	ARG	NE-CZ-NH1	8.92	124.76	120.30
36	BB	29	A	C5-N7-C8	8.92	108.36	103.90
35	BA	2041	U	C4-C5-C6	8.92	125.05	119.70
35	BA	1473	G	C5-C6-O6	8.92	133.95	128.60
42	BH	170	ARG	NE-CZ-NH1	-8.92	115.84	120.30
1	AA	41	G	C5-C6-N1	8.91	115.96	111.50
1	AA	960	U	N3-C2-O2	-8.91	115.96	122.20
1	AA	1251	A	N1-C2-N3	8.91	133.75	129.30
35	BA	27	G	C5-C6-N1	8.91	115.95	111.50
35	BA	454	A	C2-N3-C4	-8.91	106.15	110.60
35	BA	1120	G	N7-C8-N9	-8.91	108.65	113.10
1	AA	273	A	C5-C6-N1	-8.90	113.25	117.70
35	BA	672	C	C2-N3-C4	-8.90	115.45	119.90
37	BC	224	ARG	NE-CZ-NH2	-8.90	115.85	120.30
35	BA	801	G	N3-C2-N2	8.90	126.13	119.90
50	BS	97	ARG	NE-CZ-NH1	8.90	124.75	120.30
1	AA	1531	A	C8-N9-C4	8.89	109.36	105.80
35	BA	1303	G	N1-C6-O6	-8.89	114.57	119.90
35	BA	2161	C	N3-C4-C5	-8.89	118.34	121.90
35	BA	2346	A	N1-C2-N3	8.89	133.74	129.30
35	BA	2515	C	C6-N1-C2	-8.89	116.75	120.30
1	AA	362	G	N1-C6-O6	8.88	125.23	119.90

Continued on next page...

Continued from previous page...

Mol	Chain	Res	Type	Atoms	Z	Observed(°)	Ideal(°)
13	AM	59	TYR	CB-CG-CD1	8.88	126.33	121.00
35	BA	178	G	N9-C4-C5	8.88	108.95	105.40
35	BA	2156	G	C5-C6-O6	8.88	133.93	128.60
35	BA	706	A	N9-C4-C5	8.88	109.35	105.80
35	BA	2811	G	N9-C4-C5	8.88	108.95	105.40
1	AA	7	G	N1-C6-O6	-8.88	114.57	119.90
1	AA	18	C	N3-C4-C5	-8.87	118.35	121.90
1	AA	1410	G	N3-C2-N2	8.87	126.11	119.90
35	BA	956	G	N7-C8-N9	8.87	117.54	113.10
35	BA	1942	C	C4-C5-C6	-8.87	112.97	117.40
35	BA	2446	G	N3-C2-N2	-8.87	113.69	119.90
1	AA	905	U	N3-C2-O2	8.87	128.41	122.20
35	BA	2271	G	C2-N3-C4	-8.87	107.47	111.90
35	BA	96	G	N1-C6-O6	8.87	125.22	119.90
35	BA	758	C	C5-C4-N4	-8.87	113.99	120.20
35	BA	1295	C	N3-C4-C5	-8.87	118.35	121.90
35	BA	1701	A	N7-C8-N9	8.87	118.23	113.80
35	BA	1703	G	C8-N9-C4	-8.87	102.85	106.40
1	AA	1142	G	N7-C8-N9	8.86	117.53	113.10
35	BA	271(B)	C	N3-C4-C5	8.87	125.45	121.90
41	BG	91	ARG	NE-CZ-NH2	8.86	124.73	120.30
35	BA	1542	A	C8-N9-C4	-8.86	102.25	105.80
35	BA	2303	G	N9-C4-C5	8.86	108.94	105.40
35	BA	632	A	N1-C6-N6	-8.86	113.28	118.60
1	AA	1215	G	C8-N9-C4	-8.86	102.86	106.40
1	AA	702	A	N1-C2-N3	-8.86	124.87	129.30
7	AG	10	ARG	NE-CZ-NH1	-8.86	115.87	120.30
35	BA	1252	G	N1-C6-O6	8.86	125.21	119.90
1	AA	70	G	N9-C4-C5	-8.85	101.86	105.40
35	BA	543	C	N1-C2-O2	-8.85	113.59	118.90
35	BA	1430	C	C4-C5-C6	8.85	121.82	117.40
1	AA	119	A	N9-C4-C5	8.84	109.34	105.80
35	BA	675	A	N1-C2-N3	8.84	133.72	129.30
1	AA	587	G	N3-C4-C5	-8.84	124.18	128.60
35	BA	2389	G	N1-C6-O6	-8.84	114.60	119.90
1	AA	246	A	N9-C4-C5	8.84	109.33	105.80
36	BB	117	G	C5-C6-O6	8.84	133.90	128.60
35	BA	2738	A	N1-C6-N6	8.84	123.90	118.60
35	BA	1094	U	C4-C5-C6	8.83	125.00	119.70
36	BB	43	C	C6-N1-C2	-8.83	116.77	120.30
1	AA	616	G	C5-C6-N1	8.83	115.92	111.50
35	BA	359	A	N1-C2-N3	-8.83	124.88	129.30

Continued on next page...

Continued from previous page...

Mol	Chain	Res	Type	Atoms	Z	Observed(°)	Ideal(°)
35	BA	541	C	N3-C4-C5	8.83	125.43	121.90
35	BA	2308	G	N7-C8-N9	8.83	117.52	113.10
35	BA	13	A	N1-C6-N6	-8.83	113.30	118.60
35	BA	2516	G	N3-C4-C5	8.82	133.01	128.60
36	BB	12	C	N3-C2-O2	-8.82	115.72	121.90
1	AA	742	G	N9-C4-C5	8.82	108.93	105.40
1	AA	860	A	C2-N3-C4	-8.82	106.19	110.60
35	BA	1879	C	C2-N3-C4	-8.82	115.49	119.90
35	BA	2155	G	C5-C6-O6	-8.82	123.31	128.60
35	BA	2428	G	C6-N1-C2	8.82	130.39	125.10
24	AY	504	ARG	NE-CZ-NH2	8.81	124.71	120.30
35	BA	1484	G	N9-C4-C5	-8.81	101.88	105.40
1	AA	984	C	C6-N1-C2	8.81	123.82	120.30
35	BA	1252	G	C5-N7-C8	-8.81	99.90	104.30
35	BA	746	A	C6-N1-C2	-8.81	113.32	118.60
1	AA	1511	G	N7-C8-N9	8.80	117.50	113.10
45	BN	72	TYR	CB-CG-CD2	-8.80	115.72	121.00
35	BA	34	C	N1-C2-O2	8.80	124.18	118.90
35	BA	1070	A	N9-C4-C5	8.80	109.32	105.80
25	B0	72	ARG	NE-CZ-NH1	-8.80	115.90	120.30
1	AA	1200	C	N3-C4-C5	-8.80	118.38	121.90
35	BA	1613	G	N1-C6-O6	-8.79	114.62	119.90
35	BA	2137	C	C4-C5-C6	8.80	121.80	117.40
35	BA	2304	G	C4-C5-N7	-8.79	107.28	110.80
1	AA	1463	C	N1-C2-O2	8.79	124.17	118.90
35	BA	608	A	C5-C6-N1	-8.79	113.31	117.70
35	BA	1022	G	C8-N9-C4	8.78	109.91	106.40
35	BA	1276	A	N9-C4-C5	-8.78	102.29	105.80
35	BA	2436	G	C2-N3-C4	8.78	116.29	111.90
35	BA	2376	A	N7-C8-N9	8.78	118.19	113.80
3	AC	83	ARG	NE-CZ-NH2	-8.77	115.91	120.30
11	AK	18	ARG	NE-CZ-NH2	8.77	124.69	120.30
1	AA	882	C	N3-C2-O2	-8.77	115.77	121.90
1	AA	1424	C	C5-C6-N1	8.76	125.38	121.00
35	BA	328	U	C5-C6-N1	-8.76	118.32	122.70
1	AA	1024	G	N1-C6-O6	8.76	125.16	119.90
35	BA	271(D)	G	C8-N9-C4	-8.76	102.90	106.40
22	AV	72	A	N1-C2-N3	-8.76	124.92	129.30
35	BA	670	A	C8-N9-C4	-8.76	102.30	105.80
1	AA	353	A	N9-C4-C5	8.75	109.30	105.80
1	AA	662	G	C5-N7-C8	8.75	108.68	104.30
35	BA	752	A	C5-C6-N1	-8.75	113.32	117.70

Continued on next page...

Continued from previous page...

Mol	Chain	Res	Type	Atoms	Z	Observed(°)	Ideal(°)
35	BA	2130	U	N3-C4-O4	-8.75	113.27	119.40
1	AA	505	G	N3-C4-N9	8.75	131.25	126.00
35	BA	1168	G	C8-N9-C4	-8.75	102.90	106.40
35	BA	2308	G	C8-N9-C4	-8.75	102.90	106.40
44	BL	85	ASP	CB-CG-OD2	-8.75	110.43	118.30
1	AA	592	G	C5-C6-O6	-8.74	123.35	128.60
1	AA	916	G	C8-N9-C4	-8.74	102.90	106.40
1	AA	1197	G	N7-C8-N9	8.74	117.47	113.10
35	BA	2763	G	N3-C2-N2	-8.74	113.78	119.90
35	BA	346	A	O4'-C1'-N9	-8.74	101.21	108.20
35	BA	849	A	C8-N9-C4	-8.73	102.31	105.80
1	AA	362	G	C5-C6-O6	-8.73	123.36	128.60
35	BA	1091	G	C5-C6-O6	8.73	133.84	128.60
35	BA	1944	U	O4'-C1'-N1	-8.73	101.22	108.20
35	BA	2695	C	N3-C4-C5	8.73	125.39	121.90
35	BA	904	C	C6-N1-C2	-8.73	116.81	120.30
35	BA	2087	G	N1-C6-O6	-8.73	114.66	119.90
35	BA	118	A	C5-C6-N1	-8.72	113.34	117.70
1	AA	407	G	N1-C6-O6	8.72	125.13	119.90
1	AA	1074	G	C2-N3-C4	8.72	116.26	111.90
1	AA	1178	G	C2-N3-C4	8.72	116.26	111.90
35	BA	821	A	N7-C8-N9	-8.72	109.44	113.80
1	AA	1376	U	O4'-C1'-N1	8.72	115.17	108.20
48	BQ	56	ARG	NE-CZ-NH2	8.71	124.66	120.30
1	AA	797	C	O4'-C1'-N1	-8.71	101.23	108.20
1	AA	1521	G	C2-N3-C4	-8.71	107.55	111.90
1	AA	444	C	O4'-C1'-N1	-8.71	101.23	108.20
35	BA	2833	G	C5-C6-N1	-8.71	107.15	111.50
35	BA	127	A	C4-C5-N7	8.70	115.05	110.70
35	BA	917	A	N7-C8-N9	-8.70	109.45	113.80
35	BA	681	G	C4-C5-N7	-8.70	107.32	110.80
1	AA	620	C	C6-N1-C2	8.70	123.78	120.30
35	BA	1291	C	C5-C6-N1	-8.70	116.65	121.00
35	BA	2687	U	N1-C2-O2	8.70	128.89	122.80
35	BA	1636	C	C5-C4-N4	-8.70	114.11	120.20
35	BA	2472	G	C2-N3-C4	-8.70	107.55	111.90
35	BA	1426	G	C5-C6-N1	8.70	115.85	111.50
35	BA	2834	G	N3-C4-N9	8.69	131.21	126.00
1	AA	301	G	C8-N9-C4	-8.69	102.93	106.40
1	AA	658	G	N3-C4-N9	8.69	131.21	126.00
53	BV	66	ARG	NE-CZ-NH2	-8.69	115.96	120.30
1	AA	18	C	C2-N3-C4	8.68	124.24	119.90

Continued on next page...

Continued from previous page...

Mol	Chain	Res	Type	Atoms	Z	Observed(°)	Ideal(°)
35	BA	1511	C	N3-C4-C5	8.68	125.37	121.90
35	BA	1388	G	O4'-C1'-N9	-8.68	101.25	108.20
35	BA	1998	G	C5-N7-C8	-8.68	99.96	104.30
1	AA	79	G	N7-C8-N9	8.68	117.44	113.10
1	AA	438	G	N3-C4-C5	-8.68	124.26	128.60
35	BA	300	A	C5-C6-N6	-8.68	116.76	123.70
35	BA	743	G	C8-N9-C4	-8.68	102.93	106.40
1	AA	328	C	N1-C2-O2	8.68	124.11	118.90
35	BA	2051	A	N9-C4-C5	-8.68	102.33	105.80
35	BA	291	C	C5-C4-N4	-8.67	114.13	120.20
35	BA	1561	G	N3-C2-N2	8.67	125.97	119.90
35	BA	2855	C	N3-C4-C5	-8.67	118.43	121.90
35	BA	1070	A	C2-N3-C4	8.67	114.93	110.60
48	BQ	16	ARG	NE-CZ-NH1	-8.66	115.97	120.30
35	BA	1938	A	C8-N9-C4	-8.66	102.33	105.80
51	BT	53	ARG	NE-CZ-NH2	-8.66	115.97	120.30
22	AV	39	C	N3-C4-C5	-8.66	118.44	121.90
35	BA	708	C	N3-C4-N4	-8.66	111.94	118.00
35	BA	886	C	C6-N1-C2	-8.66	116.84	120.30
35	BA	1527	G	N3-C4-C5	-8.66	124.27	128.60
35	BA	2676	C	N3-C4-N4	-8.66	111.94	118.00
1	AA	1271	G	C5-C6-N1	8.65	115.83	111.50
35	BA	2363	C	N1-C2-O2	8.65	124.09	118.90
35	BA	2859	G	C5-C6-N1	-8.65	107.17	111.50
1	AA	680	C	N3-C4-C5	8.65	125.36	121.90
35	BA	1615	C	C2-N3-C4	8.65	124.22	119.90
35	BA	1496	A	O4'-C1'-N9	8.64	115.12	108.20
1	AA	428	G	O4'-C1'-N9	-8.64	101.29	108.20
35	BA	2002	G	C6-C5-N7	8.64	135.59	130.40
1	AA	186	C	C5-C6-N1	-8.64	116.68	121.00
35	BA	260	G	O4'-C1'-N9	-8.64	101.29	108.20
35	BA	1977	A	N1-C6-N6	-8.64	113.42	118.60
35	BA	1558	A	N7-C8-N9	8.64	118.12	113.80
35	BA	283	A	C2-N3-C4	-8.63	106.28	110.60
35	BA	1635	G	C2-N3-C4	-8.63	107.59	111.90
35	BA	1757	U	C5-C4-O4	-8.62	120.72	125.90
35	BA	1971	A	C5-C6-N1	8.63	122.01	117.70
35	BA	643	A	C2-N3-C4	-8.62	106.29	110.60
1	AA	1142	G	C5-C6-N1	8.62	115.81	111.50
35	BA	121	G	N3-C4-C5	-8.62	124.29	128.60
35	BA	1354	A	N1-C2-N3	-8.62	124.99	129.30
35	BA	2469	A	N9-C4-C5	-8.62	102.35	105.80

Continued on next page...

Continued from previous page...

Mol	Chain	Res	Type	Atoms	Z	Observed(°)	Ideal(°)
35	BA	105	C	C2-N3-C4	8.62	124.21	119.90
35	BA	2666	C	C4-C5-C6	8.61	121.71	117.40
1	AA	338	A	N1-C2-N3	8.61	133.61	129.30
36	BB	18	G	N3-C4-N9	8.61	131.17	126.00
35	BA	897	C	C5-C6-N1	8.61	125.30	121.00
35	BA	1117	G	N1-C2-N3	8.61	129.06	123.90
35	BA	2281	C	O4'-C1'-N1	-8.61	101.31	108.20
35	BA	849	A	C5-N7-C8	-8.61	99.60	103.90
1	AA	926	G	C4-C5-C6	8.60	123.96	118.80
36	BB	57	A	C5-N7-C8	8.60	108.20	103.90
22	AV	65	C	N3-C4-C5	8.60	125.34	121.90
35	BA	2403	C	C5-C6-N1	8.60	125.30	121.00
35	BA	2224	G	N1-C2-N3	-8.60	118.74	123.90
35	BA	379	G	N3-C2-N2	8.60	125.92	119.90
35	BA	2646	C	C6-N1-C2	-8.60	116.86	120.30
35	BA	2765	A	C4-C5-C6	-8.60	112.70	117.00
35	BA	766	C	N1-C2-O2	8.59	124.06	118.90
35	BA	271(G)	C	N3-C4-N4	-8.59	111.99	118.00
35	BA	2061	G	N9-C4-C5	-8.59	101.97	105.40
18	AR	55	ARG	NE-CZ-NH1	-8.59	116.01	120.30
1	AA	1063	C	C4-C5-C6	8.58	121.69	117.40
35	BA	2802	G	C8-N9-C4	-8.58	102.97	106.40
35	BA	2804	C	N3-C4-C5	-8.58	118.47	121.90
1	AA	755	G	C4-C5-C6	8.58	123.95	118.80
35	BA	538	G	N9-C1'-C2'	-8.58	102.57	112.00
35	BA	2527	C	N3-C4-N4	8.58	124.00	118.00
35	BA	1128	A	N1-C2-N3	8.58	133.59	129.30
35	BA	2542	A	N9-C1'-C2'	8.58	125.15	114.00
1	AA	120	A	C5-N7-C8	8.57	108.19	103.90
35	BA	931	G	O4'-C1'-N9	-8.57	101.34	108.20
35	BA	602	G	N3-C4-C5	-8.57	124.31	128.60
35	BA	475	U	C4-C5-C6	8.57	124.84	119.70
35	BA	2516	G	C5-N7-C8	-8.57	100.02	104.30
31	B6	6	ARG	NE-CZ-NH1	8.56	124.58	120.30
35	BA	382	G	C4-C5-N7	8.56	114.22	110.80
35	BA	1393	A	N9-C4-C5	8.56	109.22	105.80
35	BA	1547	C	C5-C6-N1	-8.56	116.72	121.00
35	BA	1758	G	C5-C6-O6	8.56	133.74	128.60
35	BA	1787	A	N7-C8-N9	8.56	118.08	113.80
1	AA	101	A	N9-C4-C5	-8.56	102.38	105.80
1	AA	795	C	C5-C4-N4	8.56	126.19	120.20
36	BB	102	A	N1-C2-N3	8.56	133.58	129.30

Continued on next page...

Continued from previous page...

Mol	Chain	Res	Type	Atoms	Z	Observed(°)	Ideal(°)
1	AA	754	C	C6-N1-C2	-8.55	116.88	120.30
1	AA	997	U	C5-C4-O4	-8.55	120.77	125.90
1	AA	1042	G	C8-N9-C4	-8.55	102.98	106.40
35	BA	1632	A	C8-N9-C4	8.55	109.22	105.80
1	AA	477	A	C5-N7-C8	-8.55	99.62	103.90
7	AG	32	ARG	NE-CZ-NH1	-8.55	116.02	120.30
35	BA	97	C	N1-C2-O2	-8.55	113.77	118.90
35	BA	564	C	C4-C5-C6	8.55	121.67	117.40
1	AA	668	G	C4'-C3'-C2'	-8.55	94.05	102.60
1	AA	1022	G	C2-N3-C4	8.55	116.17	111.90
35	BA	2134	A	N1-C6-N6	8.55	123.73	118.60
1	AA	560	U	N1-C1'-C2'	8.55	125.11	114.00
35	BA	2663	G	N9-C4-C5	-8.55	101.98	105.40
35	BA	621	A	C5-C6-N1	-8.54	113.43	117.70
35	BA	2640	G	N3-C4-N9	-8.54	120.87	126.00
35	BA	2655	G	C2-N3-C4	8.54	116.17	111.90
35	BA	2794	C	C2-N3-C4	8.54	124.17	119.90
1	AA	528	C	C4-C5-C6	-8.54	113.13	117.40
35	BA	1800	C	N1-C2-O2	8.54	124.02	118.90
36	BB	79	C	C5-C4-N4	-8.54	114.22	120.20
1	AA	346	G	N9-C1'-C2'	8.53	125.09	114.00
9	AI	128	ARG	NE-CZ-NH1	-8.53	116.03	120.30
35	BA	818	G	C5-N7-C8	-8.53	100.03	104.30
35	BA	1969	A	C2-N3-C4	8.53	114.86	110.60
1	AA	145	G	C2-N3-C4	8.53	116.16	111.90
35	BA	2054	A	N1-C2-N3	-8.53	125.04	129.30
19	AS	78	ARG	NE-CZ-NH2	-8.52	116.04	120.30
12	AL	98	TYR	CB-CG-CD2	8.52	126.11	121.00
35	BA	438	G	C5-C6-O6	8.51	133.71	128.60
35	BA	381	G	N3-C4-C5	8.51	132.85	128.60
35	BA	663	G	C8-N9-C4	8.51	109.80	106.40
35	BA	1426	G	N7-C8-N9	-8.51	108.85	113.10
35	BA	1753	G	N9-C4-C5	8.51	108.80	105.40
35	BA	2140	C	C6-N1-C2	8.51	123.70	120.30
1	AA	1097	C	C6-N1-C2	-8.50	116.90	120.30
1	AA	710	G	C5-C6-N1	-8.50	107.25	111.50
1	AA	1155	G	N3-C4-C5	-8.50	124.35	128.60
35	BA	628	G	C5-C6-N1	-8.50	107.25	111.50
1	AA	189(D)	C	N3-C2-O2	8.49	127.85	121.90
35	BA	1515	G	N9-C4-C5	8.49	108.80	105.40
23	AX	11	U	N1-C2-O2	8.49	128.74	122.80
35	BA	2087	G	C4-C5-N7	8.49	114.20	110.80

Continued on next page...

Continued from previous page...

Mol	Chain	Res	Type	Atoms	Z	Observed(°)	Ideal(°)
35	BA	2532	G	C6-C5-N7	8.49	135.50	130.40
35	BA	267	C	C6-N1-C2	-8.49	116.91	120.30
35	BA	876	C	C2-N3-C4	-8.49	115.66	119.90
35	BA	17	G	N1-C6-O6	-8.48	114.81	119.90
35	BA	651	G	C5-C6-O6	-8.48	123.51	128.60
35	BA	248	G	N3-C2-N2	-8.48	113.97	119.90
35	BA	676	A	C2-N3-C4	-8.48	106.36	110.60
35	BA	2837	G	C4-C5-N7	8.48	114.19	110.80
35	BA	478	A	N7-C8-N9	8.48	118.04	113.80
35	BA	1761	C	C6-N1-C2	-8.47	116.91	120.30
35	BA	980	A	N9-C4-C5	8.47	109.19	105.80
1	AA	901	A	C8-N9-C4	-8.47	102.41	105.80
1	AA	1405	G	C8-N9-C4	-8.47	103.01	106.40
35	BA	2001	A	N7-C8-N9	-8.47	109.56	113.80
1	AA	596	C	C2-N3-C4	-8.47	115.67	119.90
1	AA	1132	C	N3-C2-O2	-8.47	115.97	121.90
35	BA	973	A	C5-C6-N1	-8.47	113.47	117.70
35	BA	1789	A	C2-N3-C4	-8.47	106.37	110.60
35	BA	1641	A	C8-N9-C4	8.46	109.19	105.80
1	AA	826	C	N3-C4-N4	-8.46	112.08	118.00
35	BA	2365	G	O4'-C1'-N9	-8.46	101.43	108.20
35	BA	2826	A	N1-C2-N3	-8.46	125.07	129.30
1	AA	959	A	C4-C5-N7	8.46	114.93	110.70
35	BA	1921	G	C6-C5-N7	8.46	135.47	130.40
32	B7	41	ARG	NE-CZ-NH1	-8.45	116.07	120.30
8	AH	94	TYR	CB-CG-CD1	-8.45	115.93	121.00
35	BA	852	G	C6-C5-N7	-8.45	125.33	130.40
35	BA	47	C	C2-N3-C4	-8.45	115.68	119.90
35	BA	874	G	C5-C6-N1	8.45	115.72	111.50
35	BA	2145	C	N1-C2-O2	-8.45	113.83	118.90
1	AA	173	U	N3-C4-O4	8.44	125.31	119.40
36	BB	36	C	N3-C4-N4	8.44	123.91	118.00
1	AA	250	A	N1-C6-N6	8.44	123.66	118.60
1	AA	854	G	C5-C6-N1	8.44	115.72	111.50
35	BA	1349	A	N9-C4-C5	8.44	109.18	105.80
35	BA	2441	C	O4'-C1'-N1	8.44	114.95	108.20
1	AA	265	G	N7-C8-N9	-8.44	108.88	113.10
35	BA	2427	C	O4'-C1'-N1	8.44	114.95	108.20
35	BA	2300	G	N3-C4-C5	8.43	132.82	128.60
1	AA	1345	U	N3-C4-O4	8.43	125.30	119.40
20	AT	17	ARG	NE-CZ-NH2	-8.43	116.08	120.30
35	BA	274	G	N7-C8-N9	-8.43	108.89	113.10

Continued on next page...

Continued from previous page...

Mol	Chain	Res	Type	Atoms	Z	Observed(°)	Ideal(°)
35	BA	670	A	C5-C6-N1	8.43	121.91	117.70
1	AA	994	A	C5-C6-N1	8.42	121.91	117.70
35	BA	615	G	N1-C6-O6	-8.42	114.85	119.90
35	BA	2841	C	C6-N1-C2	8.42	123.67	120.30
1	AA	238	G	C5-C6-O6	8.41	133.65	128.60
35	BA	2094	G	C5-C6-N1	-8.41	107.29	111.50
35	BA	2884	U	N1-C2-O2	-8.41	116.91	122.80
35	BA	1177	A	N9-C4-C5	-8.41	102.44	105.80
35	BA	1339	G	N1-C2-N3	-8.41	118.85	123.90
35	BA	2339	G	C8-N9-C4	-8.41	103.03	106.40
1	AA	189(A)	C	N3-C4-C5	8.41	125.26	121.90
24	AY	132	ARG	NE-CZ-NH1	8.41	124.50	120.30
35	BA	2538	C	C2-N3-C4	-8.41	115.70	119.90
1	AA	1105	A	N9-C4-C5	8.40	109.16	105.80
2	AB	111	ARG	NE-CZ-NH1	8.40	124.50	120.30
35	BA	1011	G	C4-C5-N7	8.40	114.16	110.80
35	BA	1642	G	N9-C4-C5	8.40	108.76	105.40
51	BT	103	ARG	NE-CZ-NH1	-8.40	116.10	120.30
35	BA	463	G	C5-C6-O6	-8.40	123.56	128.60
28	B3	55	ARG	NE-CZ-NH2	-8.40	116.10	120.30
1	AA	1341	U	C2-N3-C4	8.40	132.04	127.00
35	BA	1531	C	C6-N1-C2	8.40	123.66	120.30
35	BA	819	A	O4'-C1'-N9	-8.40	101.48	108.20
35	BA	1619	G	C6-N1-C2	-8.40	120.06	125.10
35	BA	1846	G	N9-C4-C5	8.40	108.76	105.40
35	BA	952	G	C8-N9-C4	-8.39	103.04	106.40
35	BA	990	A	C6-N1-C2	-8.39	113.56	118.60
35	BA	2207	G	C5-C6-O6	8.39	133.64	128.60
35	BA	981	A	O4'-C1'-N9	8.39	114.92	108.20
35	BA	2124	G	C8-N9-C4	8.39	109.76	106.40
1	AA	1387	G	N3-C4-C5	-8.39	124.41	128.60
35	BA	932	G	C4-C5-N7	-8.39	107.44	110.80
29	B4	51	ASP	CB-CG-OD1	8.39	125.85	118.30
35	BA	2286	A	C8-N9-C4	-8.39	102.44	105.80
35	BA	2450	A	N1-C6-N6	-8.39	113.57	118.60
1	AA	128	G	C2-N3-C4	-8.39	107.71	111.90
35	BA	2783	G	C8-N9-C4	-8.38	103.05	106.40
1	AA	1375	A	C6-C5-N7	-8.38	126.43	132.30
35	BA	1992	G	C4-C5-N7	-8.38	107.45	110.80
1	AA	692	U	N3-C4-C5	-8.38	109.57	114.60
35	BA	280	C	C6-N1-C2	-8.38	116.95	120.30
35	BA	2492	U	C5-C6-N1	-8.38	118.51	122.70

Continued on next page...

Continued from previous page...

Mol	Chain	Res	Type	Atoms	Z	Observed(°)	Ideal(°)
1	AA	246	A	C2-N3-C4	8.38	114.79	110.60
4	AD	191	ARG	NE-CZ-NH1	-8.38	116.11	120.30
35	BA	1960	A	C5-N7-C8	8.38	108.09	103.90
35	BA	1848	A	C5-N7-C8	8.37	108.09	103.90
41	BG	91	ARG	NE-CZ-NH1	-8.37	116.11	120.30
1	AA	129(A)	G	N9-C4-C5	-8.37	102.05	105.40
1	AA	682	G	N9-C4-C5	-8.37	102.05	105.40
35	BA	1501	C	C5'-C4'-C3'	-8.37	102.61	116.00
1	AA	369	C	C4-C5-C6	8.37	121.58	117.40
1	AA	900	A	C8-N9-C4	-8.37	102.45	105.80
35	BA	27	G	C6-C5-N7	8.37	135.42	130.40
35	BA	801	G	N1-C2-N2	-8.36	108.67	116.20
35	BA	682	G	N1-C6-O6	8.36	124.92	119.90
35	BA	2242	G	C5-C6-O6	8.36	133.62	128.60
51	BT	16	ARG	NE-CZ-NH2	-8.36	116.12	120.30
1	AA	1139	G	C8-N9-C4	-8.36	103.06	106.40
35	BA	1761	C	C5-C6-N1	8.36	125.18	121.00
51	BT	39	ARG	NE-CZ-NH1	-8.36	116.12	120.30
35	BA	88	G	N9-C4-C5	8.35	108.74	105.40
35	BA	2570	G	N1-C6-O6	8.35	124.91	119.90
35	BA	1628	G	N7-C8-N9	8.35	117.27	113.10
1	AA	265	G	N3-C2-N2	8.35	125.74	119.90
35	BA	351	G	N3-C4-N9	-8.35	120.99	126.00
35	BA	2765	A	N1-C6-N6	-8.35	113.59	118.60
1	AA	812	C	N3-C4-C5	-8.34	118.56	121.90
35	BA	179	G	C4-C5-N7	-8.34	107.46	110.80
35	BA	452	G	O4'-C1'-N9	8.34	114.87	108.20
35	BA	615	G	N9-C4-C5	-8.34	102.06	105.40
1	AA	803	G	C5-N7-C8	8.34	108.47	104.30
1	AA	1485	U	C2-N3-C4	8.34	132.00	127.00
35	BA	1566	A	N1-C2-N3	-8.34	125.13	129.30
35	BA	2681	C	O4'-C1'-N1	8.34	114.87	108.20
1	AA	161	A	C5-N7-C8	8.33	108.06	103.90
1	AA	748	C	C6-N1-C2	-8.33	116.97	120.30
35	BA	494	G	C4-C5-N7	-8.33	107.47	110.80
35	BA	1980	G	N1-C2-N3	8.33	128.90	123.90
35	BA	1307	A	C4-C5-N7	8.33	114.86	110.70
35	BA	1714	G	C8-N9-C4	8.33	109.73	106.40
1	AA	1022	G	C4-C5-N7	-8.32	107.47	110.80
35	BA	1898	U	O4'-C1'-N1	8.32	114.86	108.20
1	AA	1087	G	N7-C8-N9	8.32	117.26	113.10
35	BA	271(P)	C	N1-C2-O2	8.32	123.89	118.90

Continued on next page...

Continued from previous page...

Mol	Chain	Res	Type	Atoms	Z	Observed(°)	Ideal(°)
35	BA	604	G	N7-C8-N9	-8.32	108.94	113.10
35	BA	2469	A	C4-C5-C6	-8.32	112.84	117.00
35	BA	2765	A	N9-C4-C5	-8.32	102.47	105.80
35	BA	2612	C	O4'-C1'-N1	8.32	114.86	108.20
1	AA	1097	C	N3-C4-C5	-8.32	118.57	121.90
35	BA	2031	A	C8-N9-C4	8.32	109.13	105.80
35	BA	2588	G	N9-C4-C5	8.32	108.73	105.40
1	AA	810	C	C5-C6-N1	-8.32	116.84	121.00
35	BA	1184	G	N3-C4-C5	8.32	132.76	128.60
41	BG	12	TYR	CG-CD1-CE1	-8.31	114.65	121.30
18	AR	64	ARG	NE-CZ-NH2	8.31	124.46	120.30
35	BA	1285	G	C5-C6-O6	8.31	133.59	128.60
35	BA	1960	A	C4-C5-N7	-8.31	106.54	110.70
1	AA	1044	A	C4-C5-N7	-8.31	106.54	110.70
1	AA	1079	G	C8-N9-C4	-8.31	103.08	106.40
35	BA	425	G	C5-N7-C8	8.31	108.45	104.30
1	AA	817	C	O4'-C1'-N1	8.31	114.85	108.20
35	BA	2157	G	N1-C6-O6	-8.31	114.92	119.90
35	BA	693	C	C5-C4-N4	-8.31	114.39	120.20
1	AA	165	C	O4'-C1'-N1	8.31	114.84	108.20
1	AA	320	C	C2-N3-C4	8.30	124.05	119.90
35	BA	174	C	C5-C6-N1	-8.30	116.85	121.00
1	AA	1044	A	N9-C4-C5	8.30	109.12	105.80
1	AA	1398	A	N7-C8-N9	8.30	117.95	113.80
9	AI	51	ARG	NE-CZ-NH2	-8.30	116.15	120.30
24	AY	396	ARG	NE-CZ-NH1	8.30	124.45	120.30
28	B3	29	ARG	NE-CZ-NH1	8.30	124.45	120.30
35	BA	77	C	N3-C4-C5	8.30	125.22	121.90
35	BA	2667	C	C6-N1-C2	-8.30	116.98	120.30
35	BA	614	U	C4-C5-C6	8.30	124.68	119.70
35	BA	132	G	N3-C2-N2	-8.30	114.09	119.90
35	BA	1513	C	N3-C4-N4	-8.30	112.19	118.00
1	AA	1198	G	C2-N3-C4	-8.30	107.75	111.90
1	AA	1286	A	C8-N9-C4	-8.30	102.48	105.80
1	AA	1387	G	N3-C4-N9	8.30	130.98	126.00
35	BA	1027	A	C6-N1-C2	8.30	123.58	118.60
35	BA	2472	G	O4'-C1'-N9	8.29	114.83	108.20
1	AA	1088	G	N9-C4-C5	8.29	108.72	105.40
35	BA	1384	A	N1-C2-N3	-8.29	125.15	129.30
35	BA	2050	C	C4-C5-C6	-8.29	113.25	117.40
52	BU	11	ARG	NE-CZ-NH1	-8.29	116.16	120.30
35	BA	2481	G	N9-C1'-C2'	8.29	124.77	114.00

Continued on next page...

Continued from previous page...

Mol	Chain	Res	Type	Atoms	Z	Observed(°)	Ideal(°)
35	BA	1855	G	O4'-C1'-N9	-8.28	101.57	108.20
1	AA	677	U	C2-N3-C4	-8.28	122.03	127.00
35	BA	190	A	N1-C2-N3	8.28	133.44	129.30
35	BA	1260	G	N3-C4-C5	8.28	132.74	128.60
35	BA	789	A	C4-C5-N7	-8.27	106.56	110.70
35	BA	1641	A	N9-C4-C5	-8.27	102.49	105.80
35	BA	17	G	C5-C6-N1	8.27	115.64	111.50
35	BA	1487	G	C5-N7-C8	-8.27	100.16	104.30
1	AA	685	G	C5-C6-O6	-8.27	123.64	128.60
35	BA	2470	G	C5-C6-O6	-8.27	123.64	128.60
35	BA	392	C	C6-N1-C2	-8.27	116.99	120.30
7	AG	155	ARG	NE-CZ-NH1	-8.26	116.17	120.30
1	AA	1197	G	C8-N9-C4	-8.26	103.09	106.40
35	BA	1954	G	C5-C6-O6	-8.26	123.64	128.60
35	BA	1328	G	N1-C6-O6	8.26	124.86	119.90
1	AA	521	G	N9-C4-C5	8.26	108.70	105.40
35	BA	272(I)	U	N1-C2-N3	8.26	119.86	114.90
1	AA	941	G	O4'-C1'-N9	8.26	114.81	108.20
1	AA	1215	G	N9-C4-C5	8.26	108.70	105.40
35	BA	2873	A	C5-N7-C8	8.26	108.03	103.90
35	BA	473	G	C4-C5-N7	8.26	114.10	110.80
1	AA	918	A	C8-N9-C4	8.25	109.10	105.80
1	AA	1371	G	N1-C2-N3	-8.25	118.95	123.90
1	AA	411	A	O4'-C1'-N9	-8.25	101.60	108.20
1	AA	867	G	C4-C5-N7	8.25	114.10	110.80
35	BA	1191	G	C6-N1-C2	8.25	130.05	125.10
36	BB	9	G	C4-C5-N7	8.25	114.10	110.80
1	AA	1047	G	C4-C5-N7	-8.25	107.50	110.80
35	BA	2588	G	C8-N9-C4	-8.25	103.10	106.40
1	AA	38	G	C8-N9-C4	-8.24	103.10	106.40
1	AA	767	A	N1-C6-N6	8.24	123.55	118.60
1	AA	1404	C	C5'-C4'-C3'	-8.24	102.81	116.00
1	AA	315	A	C2-N3-C4	-8.24	106.48	110.60
35	BA	297	C	N3-C4-C5	8.24	125.20	121.90
1	AA	173	U	C5-C4-O4	-8.24	120.96	125.90
35	BA	1601	G	N7-C8-N9	-8.23	108.98	113.10
35	BA	1703	G	N7-C8-N9	8.23	117.22	113.10
35	BA	2361	A	N1-C2-N3	-8.23	125.18	129.30
1	AA	1072	G	C2-N3-C4	8.23	116.02	111.90
35	BA	228	A	C8-N9-C4	-8.23	102.51	105.80
35	BA	1741	A	N7-C8-N9	8.23	117.91	113.80
1	AA	398	C	N3-C4-C5	-8.22	118.61	121.90

Continued on next page...

Continued from previous page...

Mol	Chain	Res	Type	Atoms	Z	Observed(°)	Ideal(°)
35	BA	935	C	N3-C4-C5	-8.22	118.61	121.90
16	AP	5	ARG	NE-CZ-NH1	8.22	124.41	120.30
35	BA	459	U	C5-C6-N1	-8.22	118.59	122.70
1	AA	688	G	C4-C5-N7	8.22	114.09	110.80
35	BA	259	G	C5-C6-O6	-8.22	123.67	128.60
35	BA	788	A	N9-C1'-C2'	8.22	124.68	114.00
1	AA	1089	G	C4-C5-N7	8.21	114.09	110.80
22	AV	49	G	C6-C5-N7	-8.22	125.47	130.40
1	AA	626	U	N1-C2-N3	-8.21	109.97	114.90
23	AX	14	A	C4-C5-N7	8.21	114.80	110.70
35	BA	437	G	N9-C4-C5	-8.21	102.12	105.40
32	B7	33	ARG	NE-CZ-NH1	-8.20	116.20	120.30
35	BA	86	C	N3-C4-C5	8.20	125.18	121.90
35	BA	2128	C	C5-C6-N1	-8.21	116.90	121.00
1	AA	246	A	O4'-C1'-N9	8.20	114.76	108.20
25	B0	77	ARG	NE-CZ-NH1	-8.20	116.20	120.30
35	BA	271(D)	G	N9-C4-C5	8.20	108.68	105.40
35	BA	1133	U	C4-C5-C6	-8.20	114.78	119.70
35	BA	2781	A	N1-C2-N3	8.20	133.40	129.30
57	BZ	38	TYR	CB-CG-CD1	8.20	125.92	121.00
1	AA	1080	A	C2-N3-C4	8.20	114.70	110.60
1	AA	1300	G	C6-N1-C2	8.20	130.02	125.10
1	AA	1398	A	C8-N9-C4	-8.20	102.52	105.80
35	BA	1360	A	C5-C6-N1	8.20	121.80	117.70
22	AV	12	G	C8-N9-C4	8.20	109.68	106.40
35	BA	1399	C	C2-N3-C4	8.20	124.00	119.90
35	BA	2887	U	C5-C4-O4	-8.19	120.98	125.90
1	AA	1501	C	N3-C4-C5	-8.19	118.62	121.90
35	BA	812	C	C4-C5-C6	8.19	121.50	117.40
35	BA	1789	A	C8-N9-C4	8.19	109.08	105.80
1	AA	570	G	N3-C4-C5	-8.19	124.51	128.60
35	BA	1048	A	N1-C2-N3	8.19	133.39	129.30
1	AA	784	C	C6-N1-C2	8.19	123.58	120.30
1	AA	1504	G	C8-N9-C4	8.19	109.67	106.40
1	AA	954	G	N9-C4-C5	8.18	108.67	105.40
1	AA	1506	U	C5-C6-N1	8.18	126.79	122.70
35	BA	192	C	C2-N3-C4	8.18	123.99	119.90
35	BA	271(C)	C	C6-N1-C2	-8.18	117.03	120.30
35	BA	198	C	N3-C4-C5	-8.18	118.63	121.90
35	BA	601	C	O4'-C1'-N1	8.18	114.74	108.20
35	BA	1184	G	N3-C4-N9	-8.18	121.09	126.00
1	AA	406	G	C2-N3-C4	8.18	115.99	111.90

Continued on next page...

Continued from previous page...

Mol	Chain	Res	Type	Atoms	Z	Observed(°)	Ideal(°)
21	AU	22	ARG	NE-CZ-NH1	-8.18	116.21	120.30
35	BA	1354	A	C8-N9-C4	8.18	109.07	105.80
1	AA	529	G	C2-N3-C4	8.17	115.99	111.90
1	AA	983	A	C3'-C2'-C1'	8.17	108.04	101.50
1	AA	1438	G	C5-C6-N1	-8.17	107.42	111.50
1	AA	1445	C	N1-C2-N3	-8.17	113.48	119.20
35	BA	2641	G	C2-N3-C4	8.17	115.98	111.90
35	BA	2712(A)	A	C8-N9-C4	8.17	109.07	105.80
36	BB	7	G	N9-C4-C5	8.17	108.67	105.40
1	AA	1075	C	N1-C2-O2	-8.17	114.00	118.90
1	AA	1463	C	C5-C6-N1	-8.17	116.92	121.00
35	BA	1641	A	N7-C8-N9	-8.17	109.72	113.80
35	BA	1672	C	N3-C4-N4	-8.17	112.28	118.00
35	BA	271(X)	G	C5-C6-O6	8.17	133.50	128.60
35	BA	526	A	N1-C2-N3	8.17	133.38	129.30
1	AA	918	A	C6-N1-C2	8.16	123.50	118.60
35	BA	356	G	C2-N3-C4	-8.16	107.82	111.90
35	BA	1405	U	C2-N3-C4	8.16	131.90	127.00
35	BA	2306	C	C6-N1-C2	-8.16	117.03	120.30
35	BA	476	G	N3-C4-C5	8.16	132.68	128.60
1	AA	542	G	C6-N1-C2	-8.16	120.20	125.10
1	AA	854	G	N1-C6-O6	-8.16	115.00	119.90
1	AA	1060	C	N3-C4-C5	-8.16	118.64	121.90
35	BA	208	C	N1-C2-O2	8.16	123.80	118.90
35	BA	2732	G	N9-C1'-C2'	8.16	124.61	114.00
35	BA	1073	A	C4-C5-C6	8.16	121.08	117.00
35	BA	1128	A	C4-C5-N7	-8.16	106.62	110.70
35	BA	186	G	C5-N7-C8	8.15	108.38	104.30
35	BA	241	A	N1-C2-N3	8.15	133.38	129.30
35	BA	1429	G	C4-C5-N7	8.15	114.06	110.80
35	BA	1989	G	N1-C2-N3	-8.15	119.01	123.90
1	AA	963	G	O4'-C1'-N9	-8.15	101.68	108.20
1	AA	1514	C	N1-C2-O2	8.15	123.79	118.90
35	BA	388	G	C5-C6-N1	8.15	115.57	111.50
35	BA	1070	A	N7-C8-N9	8.14	117.87	113.80
35	BA	120	U	O4'-C1'-N1	8.14	114.71	108.20
1	AA	1039	C	C5-C6-N1	8.14	125.07	121.00
35	BA	372	G	N7-C8-N9	-8.14	109.03	113.10
1	AA	1503	A	C2-N3-C4	-8.13	106.53	110.60
35	BA	2268	A	C5-N7-C8	-8.13	99.83	103.90
1	AA	115	G	C2'-C3'-O3'	8.13	127.39	109.50
1	AA	529	G	N3-C4-C5	-8.13	124.54	128.60

Continued on next page...

Continued from previous page...

Mol	Chain	Res	Type	Atoms	Z	Observed(°)	Ideal(°)
1	AA	776	G	C4-C5-N7	-8.13	107.55	110.80
1	AA	1296	C	C6-N1-C2	8.12	123.55	120.30
35	BA	126	A	N7-C8-N9	-8.12	109.74	113.80
35	BA	1460	A	N7-C8-N9	8.12	117.86	113.80
35	BA	1493	C	N1-C1'-C2'	8.12	124.56	114.00
35	BA	2307	G	C4-C5-N7	8.13	114.05	110.80
41	BG	98	ARG	NE-CZ-NH1	-8.12	116.24	120.30
57	BZ	88	PHE	CB-CG-CD1	-8.12	115.11	120.80
35	BA	499	U	C6-N1-C2	-8.12	116.13	121.00
35	BA	476	G	N1-C6-O6	8.12	124.77	119.90
35	BA	2302	G	C5-N7-C8	8.12	108.36	104.30
1	AA	369	C	N3-C4-C5	-8.12	118.65	121.90
1	AA	434	U	N1-C2-O2	8.12	128.48	122.80
1	AA	1048	G	O4'-C1'-N9	8.12	114.69	108.20
1	AA	815	A	C8-N9-C4	8.11	109.05	105.80
35	BA	503	A	C8-N9-C4	8.11	109.05	105.80
1	AA	663	A	C5-C6-N1	-8.11	113.64	117.70
1	AA	1206	G	C5-C6-N1	8.11	115.56	111.50
13	AM	80	ARG	NE-CZ-NH2	-8.11	116.24	120.30
35	BA	1966	A	N7-C8-N9	-8.11	109.74	113.80
35	BA	2238	G	N7-C8-N9	8.11	117.16	113.10
1	AA	1352	C	C6-N1-C2	-8.11	117.06	120.30
35	BA	2549	G	N7-C8-N9	8.11	117.16	113.10
1	AA	363	A	N1-C6-N6	-8.11	113.73	118.60
15	AO	64	ARG	NE-CZ-NH1	-8.11	116.25	120.30
35	BA	232	G	C8-N9-C4	8.11	109.64	106.40
35	BA	420	C	C5-C6-N1	-8.11	116.94	121.00
35	BA	2633	G	N7-C8-N9	8.11	117.15	113.10
1	AA	487	A	N1-C2-N3	-8.11	125.25	129.30
1	AA	774	G	C8-N9-C4	-8.10	103.16	106.40
35	BA	1149	G	N9-C4-C5	8.10	108.64	105.40
35	BA	2338	G	N1-C6-O6	8.10	124.76	119.90
1	AA	829	G	C8-N9-C4	-8.10	103.16	106.40
1	AA	940	C	C5-C6-N1	-8.10	116.95	121.00
35	BA	1186	G	N1-C6-O6	8.10	124.76	119.90
35	BA	2705	A	C8-N9-C4	-8.10	102.56	105.80
1	AA	1250	A	C4-C5-N7	-8.10	106.65	110.70
35	BA	1447	G	N3-C2-N2	8.10	125.57	119.90
35	BA	2011	U	C5-C6-N1	8.10	126.75	122.70
1	AA	529	G	N9-C4-C5	8.10	108.64	105.40
24	AY	628	ARG	NE-CZ-NH2	8.10	124.35	120.30
35	BA	1472	A	C8-N9-C4	-8.10	102.56	105.80

Continued on next page...

Continued from previous page...

Mol	Chain	Res	Type	Atoms	Z	Observed(°)	Ideal(°)
35	BA	1636	C	N3-C4-N4	8.10	123.67	118.00
35	BA	2002	G	C2-N3-C4	8.10	115.95	111.90
1	AA	1511	G	N3-C4-N9	-8.09	121.14	126.00
35	BA	905	U	N3-C2-O2	-8.09	116.53	122.20
35	BA	1184	G	C2-N3-C4	-8.09	107.85	111.90
35	BA	1450	G	N3-C2-N2	8.09	125.57	119.90
1	AA	324	G	N9-C4-C5	-8.09	102.16	105.40
35	BA	2050	C	C6-N1-C2	-8.09	117.06	120.30
1	AA	1185	G	N3-C4-C5	-8.09	124.56	128.60
1	AA	670	G	N3-C4-N9	-8.08	121.15	126.00
35	BA	1515	G	C4-C5-N7	-8.08	107.57	110.80
1	AA	702	A	C4-C5-C6	-8.08	112.96	117.00
35	BA	564	C	N3-C4-C5	-8.08	118.67	121.90
35	BA	1365	A	C5-C6-N1	-8.08	113.66	117.70
35	BA	1504	C	C6-N1-C2	-8.08	117.07	120.30
1	AA	974	A	N9-C4-C5	8.08	109.03	105.80
35	BA	1612	C	N3-C4-C5	-8.08	118.67	121.90
35	BA	2819	G	N1-C6-O6	8.08	124.75	119.90
35	BA	1672	C	C5-C4-N4	8.07	125.85	120.20
36	BB	115	G	C4-C5-N7	8.07	114.03	110.80
1	AA	1135	U	C5-C6-N1	-8.07	118.67	122.70
35	BA	75	G	N1-C6-O6	-8.07	115.06	119.90
35	BA	669	G	C5-C6-O6	-8.07	123.76	128.60
35	BA	892	G	C8-N9-C4	8.07	109.63	106.40
57	BZ	72	ARG	NE-CZ-NH1	-8.07	116.26	120.30
40	BF	38	ARG	NE-CZ-NH2	-8.07	116.27	120.30
52	BU	10	ARG	NE-CZ-NH2	-8.07	116.27	120.30
1	AA	265	G	C5-N7-C8	8.07	108.33	104.30
1	AA	1456	G	C4-C5-N7	-8.07	107.57	110.80
35	BA	1309	G	C8-N9-C4	-8.07	103.17	106.40
35	BA	958	U	N3-C2-O2	8.07	127.85	122.20
35	BA	2165	G	C5-N7-C8	8.07	108.33	104.30
35	BA	93	G	C5-N7-C8	-8.06	100.27	104.30
35	BA	792	G	C5-C6-O6	-8.06	123.76	128.60
1	AA	1183	A	C8-N9-C4	8.06	109.03	105.80
35	BA	2804	C	C2-N3-C4	8.06	123.93	119.90
22	AV	55	U	N1-C2-N3	-8.06	110.06	114.90
35	BA	1977	A	N7-C8-N9	8.06	117.83	113.80
35	BA	654	A	C2-N3-C4	-8.06	106.57	110.60
35	BA	528	A	N7-C8-N9	8.06	117.83	113.80
35	BA	854	G	C8-N9-C4	-8.06	103.18	106.40
35	BA	2300	G	C2-N3-C4	-8.06	107.87	111.90

Continued on next page...

Continued from previous page...

Mol	Chain	Res	Type	Atoms	Z	Observed(°)	Ideal(°)
39	BE	76	ARG	NE-CZ-NH2	-8.06	116.27	120.30
35	BA	853	G	C5-C6-N1	8.06	115.53	111.50
35	BA	1426	G	C4-C5-C6	-8.05	113.97	118.80
1	AA	238	G	N3-C4-N9	8.05	130.83	126.00
35	BA	2038	G	C8-N9-C4	8.05	109.62	106.40
1	AA	109	A	C2-N3-C4	-8.05	106.58	110.60
35	BA	81	G	N1-C6-O6	-8.05	115.07	119.90
35	BA	127	A	C5-N7-C8	-8.05	99.88	103.90
38	BD	69	ARG	NE-CZ-NH2	-8.05	116.28	120.30
14	AN	23	ARG	NE-CZ-NH1	8.04	124.32	120.30
1	AA	880	C	N3-C4-N4	-8.04	112.37	118.00
27	B2	26	ARG	NE-CZ-NH2	-8.04	116.28	120.30
35	BA	461	C	C5-C6-N1	8.04	125.02	121.00
1	AA	713	G	C6-N1-C2	-8.04	120.28	125.10
35	BA	1242	A	N1-C2-N3	8.04	133.32	129.30
35	BA	1702	G	C5-N7-C8	-8.04	100.28	104.30
1	AA	1281	U	N3-C4-O4	8.03	125.02	119.40
35	BA	1393	A	N3-C4-C5	-8.03	121.18	126.80
35	BA	2570	G	N9-C4-C5	8.03	108.61	105.40
1	AA	1117	G	N3-C4-C5	-8.03	124.59	128.60
3	AC	10	PHE	CB-CG-CD2	-8.03	115.18	120.80
1	AA	1289	A	N7-C8-N9	-8.02	109.79	113.80
35	BA	119	A	C8-N9-C4	-8.02	102.59	105.80
35	BA	993	G	C5-C6-N1	8.02	115.51	111.50
35	BA	950	G	C6-N1-C2	-8.02	120.29	125.10
35	BA	2157	G	C5-C6-O6	8.02	133.41	128.60
35	BA	587	C	C2-N3-C4	-8.02	115.89	119.90
35	BA	2708	G	N7-C8-N9	8.02	117.11	113.10
35	BA	2763	G	N3-C4-C5	-8.02	124.59	128.60
36	BB	113	G	C5-N7-C8	-8.02	100.29	104.30
35	BA	1225	G	N1-C6-O6	-8.01	115.09	119.90
35	BA	1426	G	C2-N3-C4	-8.01	107.90	111.90
35	BA	979	G	C5-C6-O6	-8.01	123.80	128.60
5	AE	64	ARG	NE-CZ-NH1	8.01	124.30	120.30
35	BA	180	G	N9-C4-C5	8.01	108.60	105.40
45	BN	12	ARG	NE-CZ-NH2	8.01	124.30	120.30
1	AA	1204	A	C5-N7-C8	8.00	107.90	103.90
35	BA	2842	G	N3-C4-C5	8.00	132.60	128.60
1	AA	344	A	N1-C6-N6	8.00	123.40	118.60
35	BA	480	A	O4'-C1'-N9	-8.00	101.80	108.20
1	AA	1147	C	C4-C5-C6	-8.00	113.40	117.40
35	BA	1881	C	C4-C5-C6	8.00	121.40	117.40

Continued on next page...

Continued from previous page...

Mol	Chain	Res	Type	Atoms	Z	Observed(°)	Ideal(°)
1	AA	693	G	N7-C8-N9	-8.00	109.10	113.10
12	AL	102	ARG	NE-CZ-NH2	-8.00	116.30	120.30
35	BA	775	G	O4'-C1'-N9	-8.00	101.80	108.20
35	BA	1455	G	N7-C8-N9	8.00	117.10	113.10
35	BA	1997	G	N3-C4-C5	8.00	132.60	128.60
35	BA	468	G	N9-C4-C5	-7.99	102.20	105.40
35	BA	1174	A	N7-C8-N9	7.99	117.80	113.80
35	BA	2321	G	N7-C8-N9	7.99	117.10	113.10
36	BB	30	C	N3-C4-C5	-7.99	118.70	121.90
1	AA	1222	G	N3-C4-N9	7.99	130.79	126.00
1	AA	1406	U	C4-C5-C6	7.99	124.49	119.70
35	BA	1226	A	C5-N7-C8	-7.99	99.91	103.90
35	BA	1307	A	N9-C4-C5	-7.99	102.61	105.80
35	BA	587	C	N3-C2-O2	-7.98	116.31	121.90
35	BA	845	G	C3'-C2'-C1'	7.98	107.89	101.50
1	AA	408	A	N1-C2-N3	7.98	133.29	129.30
1	AA	828	A	C4-C5-C6	-7.98	113.01	117.00
35	BA	119	A	N7-C8-N9	7.98	117.79	113.80
35	BA	220	G	C8-N9-C4	-7.98	103.21	106.40
35	BA	2726	U	C5-C6-N1	7.98	126.69	122.70
35	BA	599	G	C5-N7-C8	-7.98	100.31	104.30
35	BA	806	C	N1-C2-O2	7.97	123.68	118.90
35	BA	1361	G	N3-C4-N9	-7.97	121.22	126.00
35	BA	1647	G	C8-N9-C4	-7.97	103.21	106.40
35	BA	309	G	N3-C4-C5	7.97	132.59	128.60
35	BA	2363	C	N3-C2-O2	-7.97	116.32	121.90
1	AA	1290	G	C8-N9-C4	-7.97	103.21	106.40
35	BA	821	A	C5-N7-C8	7.97	107.88	103.90
35	BA	1460	A	C5-N7-C8	-7.97	99.92	103.90
35	BA	2679	A	C4'-C3'-C2'	-7.97	94.63	102.60
1	AA	455	C	N1-C2-O2	7.97	123.68	118.90
35	BA	1865	G	C5-C6-O6	7.97	133.38	128.60
1	AA	1175	G	N1-C2-N3	-7.96	119.12	123.90
24	AY	7	TYR	CB-CG-CD1	-7.96	116.22	121.00
35	BA	1787	A	C5-N7-C8	-7.96	99.92	103.90
1	AA	1262	C	C6-N1-C2	-7.96	117.11	120.30
35	BA	1144	G	C6-C5-N7	-7.96	125.62	130.40
35	BA	1448	G	C5-C6-O6	7.96	133.38	128.60
35	BA	613	G	N7-C8-N9	-7.96	109.12	113.10
35	BA	351	G	C4-C5-N7	-7.96	107.62	110.80
1	AA	427	U	N3-C4-C5	7.96	119.37	114.60
1	AA	1329	A	N1-C6-N6	7.96	123.37	118.60

Continued on next page...

Continued from previous page...

Mol	Chain	Res	Type	Atoms	Z	Observed(°)	Ideal(°)
35	BA	2340	G	N1-C6-O6	7.96	124.67	119.90
1	AA	564	C	N1-C2-O2	-7.96	114.13	118.90
35	BA	1015	G	N3-C2-N2	-7.96	114.33	119.90
38	BD	244	ARG	NE-CZ-NH1	7.96	124.28	120.30
1	AA	939	G	C5-N7-C8	-7.95	100.32	104.30
1	AA	670	G	N9-C4-C5	7.95	108.58	105.40
35	BA	310	A	N1-C2-N3	7.95	133.27	129.30
35	BA	530	G	N9-C4-C5	7.95	108.58	105.40
35	BA	2686	G	C4-C5-N7	7.95	113.98	110.80
1	AA	350	G	N7-C8-N9	7.94	117.07	113.10
1	AA	144	G	N9-C4-C5	7.94	108.58	105.40
35	BA	1986	A	C4-C5-C6	7.94	120.97	117.00
35	BA	2003	G	N7-C8-N9	7.94	117.07	113.10
35	BA	257	A	N1-C2-N3	-7.94	125.33	129.30
1	AA	1295	G	C2-N3-C4	7.94	115.87	111.90
1	AA	377	G	N3-C2-N2	7.94	125.46	119.90
1	AA	1456	G	N9-C1'-C2'	7.94	124.32	114.00
22	AV	68	C	N3-C4-C5	7.94	125.08	121.90
35	BA	1160	G	N1-C6-O6	-7.94	115.14	119.90
1	AA	332	G	C5-C6-O6	-7.94	123.84	128.60
35	BA	742	G	C5-C6-N1	-7.94	107.53	111.50
40	BF	17	ARG	NE-CZ-NH1	-7.94	116.33	120.30
3	AC	54	ARG	NE-CZ-NH1	-7.93	116.33	120.30
24	AY	470	PHE	CB-CG-CD2	-7.93	115.25	120.80
35	BA	1360	A	C4-C5-C6	-7.93	113.03	117.00
1	AA	455	C	C5-C6-N1	7.93	124.97	121.00
35	BA	509	C	C5-C4-N4	7.93	125.75	120.20
35	BA	923	C	C5-C6-N1	7.93	124.97	121.00
35	BA	1448	G	C8-N9-C4	-7.93	103.23	106.40
1	AA	1163	C	N3-C4-C5	-7.93	118.73	121.90
35	BA	268	C	C5-C6-N1	7.93	124.97	121.00
35	BA	1748	G	N1-C6-O6	-7.93	115.14	119.90
1	AA	131	C	N3-C4-C5	-7.93	118.73	121.90
22	AV	66	C	N1-C2-O2	-7.93	114.14	118.90
35	BA	253	C	N1-C2-O2	-7.93	114.14	118.90
35	BA	1933	G	N3-C4-C5	-7.93	124.64	128.60
35	BA	642	G	C5-C6-O6	7.92	133.35	128.60
35	BA	2443	C	C2-N3-C4	7.92	123.86	119.90
35	BA	934	G	N9-C4-C5	-7.92	102.23	105.40
35	BA	1355	G	C8-N9-C4	-7.92	103.23	106.40
35	BA	2389	G	C5-C6-O6	7.92	133.35	128.60
1	AA	193	C	C2-N3-C4	7.92	123.86	119.90

Continued on next page...

Continued from previous page...

Mol	Chain	Res	Type	Atoms	Z	Observed(°)	Ideal(°)
1	AA	1079	G	N1-C6-O6	7.92	124.65	119.90
35	BA	756	C	N3-C4-N4	7.92	123.54	118.00
35	BA	962	G	N9-C4-C5	-7.92	102.23	105.40
35	BA	1156	A	N7-C8-N9	-7.92	109.84	113.80
1	AA	527	G	N3-C2-N2	-7.92	114.36	119.90
36	BB	95	C	C6-N1-C2	7.92	123.47	120.30
39	BE	36	ARG	NE-CZ-NH2	-7.92	116.34	120.30
1	AA	1233	G	C4-C5-N7	7.91	113.97	110.80
35	BA	264	C	C2-N3-C4	-7.91	115.94	119.90
35	BA	1431	U	C5-C6-N1	-7.91	118.74	122.70
1	AA	1222	G	C8-N9-C4	7.91	109.56	106.40
35	BA	2247	A	C2-N3-C4	7.91	114.56	110.60
1	AA	745	C	N3-C4-C5	7.91	125.06	121.90
1	AA	1071	C	N3-C4-C5	-7.91	118.74	121.90
35	BA	535	C	C4-C5-C6	-7.91	113.45	117.40
35	BA	584	C	N3-C4-C5	7.91	125.06	121.90
1	AA	521	G	N7-C8-N9	-7.90	109.15	113.10
1	AA	773	G	C4-C5-N7	-7.90	107.64	110.80
23	AX	13	A	O4'-C1'-N9	7.90	114.52	108.20
35	BA	2839	G	N9-C4-C5	-7.90	102.24	105.40
48	BQ	5	ARG	NE-CZ-NH2	7.90	124.25	120.30
1	AA	629	G	C4-C5-N7	-7.90	107.64	110.80
1	AA	1441	G	C6-N1-C2	7.90	129.84	125.10
1	AA	768	A	C5-N7-C8	-7.90	99.95	103.90
35	BA	2147	G	N7-C8-N9	7.90	117.05	113.10
24	AY	11	ARG	NE-CZ-NH1	7.89	124.25	120.30
35	BA	853	G	N9-C4-C5	-7.89	102.24	105.40
35	BA	1400	G	N9-C4-C5	7.89	108.56	105.40
35	BA	1996	C	C5-C4-N4	-7.89	114.67	120.20
35	BA	738	G	N9-C4-C5	7.89	108.56	105.40
35	BA	1701	A	C5-N7-C8	-7.89	99.95	103.90
36	BB	27	C	N3-C4-C5	-7.89	118.74	121.90
1	AA	1054	C	N1-C1'-C2'	7.89	124.26	114.00
35	BA	350	U	C5-C6-N1	-7.89	118.75	122.70
35	BA	444	C	N1-C2-O2	7.89	123.63	118.90
35	BA	87	C	C4-C5-C6	7.89	121.34	117.40
35	BA	2779	U	C5-C4-O4	7.89	130.63	125.90
1	AA	268	C	C5-C6-N1	7.89	124.94	121.00
22	AV	70	G	N1-C2-N3	7.89	128.63	123.90
35	BA	1360	A	N1-C6-N6	-7.89	113.87	118.60
35	BA	1821	A	N1-C2-N3	-7.88	125.36	129.30
51	BT	68	TYR	CB-CG-CD1	7.88	125.73	121.00

Continued on next page...

Continued from previous page...

Mol	Chain	Res	Type	Atoms	Z	Observed(°)	Ideal(°)
35	BA	2392	A	C5-N7-C8	-7.88	99.96	103.90
1	AA	107	G	N1-C6-O6	-7.88	115.17	119.90
1	AA	140	A	C3'-C2'-C1'	-7.88	95.20	101.50
1	AA	290	C	O4'-C1'-N1	7.88	114.50	108.20
35	BA	489	G	N1-C6-O6	-7.88	115.17	119.90
35	BA	2049	G	C5-C6-O6	7.88	133.33	128.60
1	AA	80	G	N1-C6-O6	-7.87	115.17	119.90
1	AA	426	G	C6-C5-N7	-7.87	125.68	130.40
35	BA	2305	A	N1-C2-N3	-7.87	125.36	129.30
1	AA	1371	G	C5-N7-C8	7.87	108.24	104.30
35	BA	363	G	N9-C4-C5	7.87	108.55	105.40
35	BA	1444	G	N7-C8-N9	7.87	117.04	113.10
35	BA	1565	C	C2-N3-C4	-7.87	115.96	119.90
35	BA	1882	C	C4-C5-C6	-7.87	113.46	117.40
1	AA	1058	G	C5-N7-C8	7.87	108.23	104.30
35	BA	2810	A	N1-C6-N6	7.87	123.32	118.60
1	AA	816	A	N1-C2-N3	-7.87	125.37	129.30
35	BA	1332	G	N9-C4-C5	-7.87	102.25	105.40
35	BA	1741	A	C5-N7-C8	-7.87	99.97	103.90
35	BA	2567	G	N9-C4-C5	-7.87	102.25	105.40
54	BW	11	ARG	NE-CZ-NH2	7.87	124.23	120.30
35	BA	236	C	C6-N1-C2	-7.86	117.16	120.30
35	BA	572	A	O4'-C1'-N9	7.86	114.49	108.20
35	BA	2671	A	C6-N1-C2	-7.86	113.88	118.60
1	AA	1146	A	C5-N7-C8	-7.86	99.97	103.90
35	BA	319	C	C6-N1-C2	7.86	123.44	120.30
35	BA	1032	A	C8-N9-C4	7.86	108.94	105.80
35	BA	2094	G	C8-N9-C4	7.86	109.54	106.40
35	BA	2436	G	C6-C5-N7	7.86	135.12	130.40
38	BD	213	ARG	NE-CZ-NH2	7.86	124.23	120.30
1	AA	865	A	N1-C2-N3	-7.86	125.37	129.30
35	BA	629	G	C6-C5-N7	-7.86	125.69	130.40
35	BA	330	A	N7-C8-N9	-7.86	109.87	113.80
35	BA	1182	A	N1-C2-N3	-7.86	125.37	129.30
35	BA	1399	C	C6-N1-C2	7.85	123.44	120.30
35	BA	475	U	N3-C4-O4	7.85	124.90	119.40
35	BA	489	G	N7-C8-N9	7.85	117.02	113.10
35	BA	587	C	N1-C2-N3	7.85	124.69	119.20
35	BA	2886	G	N7-C8-N9	-7.85	109.18	113.10
1	AA	940	C	C4-C5-C6	7.85	121.32	117.40
1	AA	1165	C	C6-N1-C2	-7.85	117.16	120.30
23	AX	11	U	N3-C2-O2	-7.84	116.71	122.20

Continued on next page...

Continued from previous page...

Mol	Chain	Res	Type	Atoms	Z	Observed(°)	Ideal(°)
35	BA	902	C	O4'-C1'-N1	7.84	114.48	108.20
35	BA	904	C	C5-C6-N1	7.84	124.92	121.00
35	BA	1632	A	N7-C8-N9	-7.84	109.88	113.80
1	AA	1042	G	C5-N7-C8	7.84	108.22	104.30
1	AA	328	C	C2'-C3'-O3'	7.84	126.75	109.50
1	AA	570	G	C2-N3-C4	7.84	115.82	111.90
1	AA	690	G	C8-N9-C4	7.84	109.54	106.40
1	AA	916	G	N7-C8-N9	7.84	117.02	113.10
1	AA	265	G	N1-C6-O6	7.84	124.60	119.90
35	BA	296	C	N3-C4-C5	7.84	125.03	121.90
35	BA	1520	G	C8-N9-C4	7.84	109.53	106.40
35	BA	2523	G	N3-C2-N2	-7.84	114.42	119.90
35	BA	506	G	C8-N9-C4	-7.83	103.27	106.40
1	AA	1168	A	N7-C8-N9	7.83	117.72	113.80
10	AJ	66	ARG	NE-CZ-NH2	-7.83	116.38	120.30
35	BA	1393	A	C2-N3-C4	7.83	114.52	110.60
1	AA	431	A	N1-C6-N6	7.83	123.30	118.60
35	BA	1480	G	N7-C8-N9	7.83	117.02	113.10
35	BA	1743	C	N3-C4-C5	7.83	125.03	121.90
35	BA	1756	G	N1-C2-N3	7.83	128.60	123.90
35	BA	2133	G	C6-N1-C2	7.83	129.80	125.10
35	BA	1408	C	C4'-C3'-C2'	-7.82	94.78	102.60
35	BA	2238	G	C5-N7-C8	-7.82	100.39	104.30
35	BA	1073	A	N1-C6-N6	7.82	123.29	118.60
1	AA	608	A	O4'-C1'-N9	7.82	114.46	108.20
35	BA	2675	A	N9-C4-C5	-7.82	102.67	105.80
1	AA	39	G	C4-C5-N7	7.82	113.93	110.80
35	BA	471	A	N1-C2-N3	7.82	133.21	129.30
35	BA	1332	G	C8-N9-C4	7.82	109.53	106.40
1	AA	1161	C	C4-C5-C6	-7.81	113.49	117.40
35	BA	17	G	C6-N1-C2	-7.81	120.41	125.10
35	BA	77	C	C2-N3-C4	-7.81	116.00	119.90
35	BA	1481	U	C1'-O4'-C4'	7.81	116.15	109.90
35	BA	1721	G	C5-N7-C8	-7.81	100.39	104.30
35	BA	2859	G	C4-C5-N7	-7.81	107.68	110.80
22	AV	4	G	N1-C6-O6	7.81	124.58	119.90
35	BA	2388	A	C8-N9-C4	-7.81	102.68	105.80
35	BA	296	C	C4-C5-C6	-7.81	113.50	117.40
35	BA	535	C	N3-C4-C5	7.81	125.02	121.90
35	BA	1094	U	C5-C6-N1	-7.81	118.80	122.70
35	BA	1973	G	O4'-C1'-N9	-7.81	101.95	108.20
35	BA	2304	G	C5'-C4'-O4'	7.81	118.47	109.10

Continued on next page...

Continued from previous page...

Mol	Chain	Res	Type	Atoms	Z	Observed(°)	Ideal(°)
35	BA	2714	G	N3-C4-C5	-7.81	124.70	128.60
1	AA	830	G	C8-N9-C4	7.81	109.52	106.40
18	AR	34	TYR	CB-CG-CD2	7.80	125.68	121.00
35	BA	1349	A	C5-N7-C8	7.80	107.80	103.90
35	BA	1381	G	C3'-C2'-C1'	7.80	107.74	101.50
35	BA	2463	C	N1-C2-N3	-7.80	113.74	119.20
35	BA	2307	G	N9-C4-C5	-7.80	102.28	105.40
1	AA	1152	A	C6-N1-C2	7.80	123.28	118.60
1	AA	1422	G	C4-C5-N7	7.80	113.92	110.80
22	AV	73	A	C6-N1-C2	7.80	123.28	118.60
35	BA	1862	G	C8-N9-C4	-7.80	103.28	106.40
35	BA	675	A	C2-N3-C4	-7.80	106.70	110.60
13	AM	91	ARG	NE-CZ-NH1	-7.80	116.40	120.30
1	AA	725	G	N3-C4-C5	-7.80	124.70	128.60
1	AA	1291	G	C5-C6-N1	-7.80	107.60	111.50
35	BA	799	G	C4-C5-N7	7.79	113.92	110.80
35	BA	2639	A	C4-C5-C6	-7.79	113.10	117.00
1	AA	475	G	C4-C5-N7	-7.79	107.68	110.80
1	AA	158	G	C5-C6-O6	-7.79	123.93	128.60
1	AA	630	G	N9-C4-C5	-7.79	102.28	105.40
35	BA	2103	C	C6-N1-C2	-7.79	117.19	120.30
1	AA	1068	G	C5-C6-N1	7.79	115.39	111.50
35	BA	2261	C	O4'-C1'-N1	-7.79	101.97	108.20
35	BA	2851	A	C2-N3-C4	-7.78	106.71	110.60
36	BB	60	C	C4-C5-C6	7.78	121.29	117.40
35	BA	2115	G	N1-C6-O6	7.78	124.57	119.90
1	AA	273	A	N1-C6-N6	7.78	123.27	118.60
1	AA	738	C	N3-C4-C5	7.78	125.01	121.90
50	BS	71	ARG	NE-CZ-NH2	-7.78	116.41	120.30
35	BA	98	G	C5-C6-O6	-7.78	123.94	128.60
35	BA	272(I)	U	C5-C6-N1	-7.78	118.81	122.70
1	AA	1487	G	N9-C4-C5	-7.77	102.29	105.40
1	AA	1252	A	C4-C5-N7	-7.77	106.81	110.70
24	AY	357	ARG	NE-CZ-NH2	-7.77	116.41	120.30
35	BA	2132	U	N3-C4-O4	-7.77	113.96	119.40
35	BA	2509	G	N9-C4-C5	-7.77	102.29	105.40
35	BA	1245	G	C5-C6-O6	-7.77	123.94	128.60
35	BA	814	C	C6-N1-C2	7.77	123.41	120.30
35	BA	1811	G	N7-C8-N9	7.77	116.98	113.10
41	BG	118	ARG	NE-CZ-NH1	-7.77	116.42	120.30
35	BA	47	C	C6-N1-C2	7.77	123.41	120.30
1	AA	507	C	N3-C4-C5	-7.77	118.79	121.90

Continued on next page...

Continued from previous page...

Mol	Chain	Res	Type	Atoms	Z	Observed(°)	Ideal(°)
35	BA	481	G	C4-C5-N7	7.77	113.91	110.80
35	BA	1616	A	C4-C5-C6	7.77	120.88	117.00
40	BF	72	ARG	NE-CZ-NH2	7.77	124.18	120.30
1	AA	1128	C	C4-C5-C6	-7.76	113.52	117.40
22	AV	32	C	C2-N3-C4	-7.76	116.02	119.90
35	BA	2270	G	N1-C2-N3	7.76	128.56	123.90
1	AA	120	A	C4-C5-N7	-7.76	106.82	110.70
35	BA	1358	G	C8-N9-C4	7.76	109.50	106.40
36	BB	53	A	C5-C6-N1	7.76	121.58	117.70
35	BA	2532	G	C4-C5-C6	-7.76	114.14	118.80
35	BA	2682	U	C5'-C4'-O4'	-7.76	99.79	109.10
1	AA	1485	U	C6-N1-C2	-7.76	116.34	121.00
35	BA	2775	A	C6-N1-C2	-7.76	113.94	118.60
53	BV	21	ARG	NE-CZ-NH2	-7.76	116.42	120.30
1	AA	344	A	N9-C4-C5	7.76	108.90	105.80
1	AA	455	C	C4-C5-C6	-7.76	113.52	117.40
35	BA	2246	G	N7-C8-N9	-7.76	109.22	113.10
1	AA	937	A	C5-N7-C8	-7.75	100.02	103.90
1	AA	1231	G	N7-C8-N9	-7.75	109.22	113.10
35	BA	372	G	C5-C6-O6	-7.75	123.95	128.60
35	BA	1515	G	C2-N3-C4	7.75	115.78	111.90
35	BA	849	A	C5-C6-N1	7.75	121.58	117.70
35	BA	1814	G	C5-N7-C8	-7.75	100.42	104.30
1	AA	311	C	N3-C4-C5	-7.75	118.80	121.90
35	BA	348	G	C8-N9-C4	-7.75	103.30	106.40
1	AA	674	G	N1-C6-O6	-7.75	115.25	119.90
1	AA	1381	U	C5-C6-N1	7.74	126.57	122.70
35	BA	1091	G	C4-C5-N7	-7.74	107.70	110.80
1	AA	426	G	N3-C4-N9	7.74	130.65	126.00
35	BA	188	G	C4-C5-C6	7.74	123.44	118.80
35	BA	388	G	C6-N1-C2	-7.74	120.46	125.10
35	BA	1128	A	C2-N3-C4	-7.74	106.73	110.60
35	BA	723	G	C5-N7-C8	7.74	108.17	104.30
1	AA	1320	C	C6-N1-C2	-7.74	117.21	120.30
35	BA	895	U	O4'-C1'-N1	7.74	114.39	108.20
1	AA	197	A	C5-N7-C8	-7.73	100.03	103.90
35	BA	841	A	C6-C5-N7	-7.73	126.89	132.30
1	AA	50	A	C4-C5-N7	-7.73	106.83	110.70
22	AV	11	A	C8-N9-C4	-7.73	102.71	105.80
35	BA	1559	G	C8-N9-C4	-7.73	103.31	106.40
35	BA	1486	A	O4'-C1'-N9	-7.73	102.02	108.20
1	AA	666	G	N3-C4-C5	7.73	132.46	128.60

Continued on next page...

Continued from previous page...

Mol	Chain	Res	Type	Atoms	Z	Observed(°)	Ideal(°)
35	BA	808	G	N7-C8-N9	-7.73	109.24	113.10
35	BA	1711	C	C6-N1-C2	-7.73	117.21	120.30
35	BA	1916	A	C5-N7-C8	7.73	107.76	103.90
35	BA	2564	A	C2-N3-C4	7.73	114.46	110.60
35	BA	481	G	C8-N9-C4	-7.72	103.31	106.40
35	BA	1044	G	N1-C2-N3	7.72	128.53	123.90
35	BA	1228	G	N3-C2-N2	7.72	125.31	119.90
35	BA	1948	G	N7-C8-N9	-7.72	109.24	113.10
35	BA	2000	G	N7-C8-N9	7.72	116.96	113.10
35	BA	153	C	C1'-O4'-C4'	-7.72	103.72	109.90
1	AA	1262	C	N3-C4-N4	7.72	123.40	118.00
35	BA	863	A	C4-C5-C6	-7.72	113.14	117.00
1	AA	83	U	C5-C6-N1	7.72	126.56	122.70
1	AA	327	A	C4-C5-C6	-7.72	113.14	117.00
1	AA	731	G	C5-C6-O6	-7.72	123.97	128.60
35	BA	438	G	C4-C5-N7	-7.72	107.71	110.80
35	BA	1788	C	C6-N1-C2	-7.72	117.21	120.30
35	BA	2087	G	C2-N3-C4	-7.72	108.04	111.90
40	BF	46	ARG	NE-CZ-NH2	7.72	124.16	120.30
35	BA	271(O)	C	C6-N1-C2	7.71	123.39	120.30
35	BA	616	G	C6-N1-C2	-7.71	120.47	125.10
1	AA	1252	A	N9-C4-C5	7.71	108.89	105.80
35	BA	1436	G	C8-N9-C4	-7.71	103.31	106.40
35	BA	2556	C	N3-C4-C5	7.71	124.98	121.90
35	BA	2289	G	C5-C6-O6	-7.71	123.97	128.60
1	AA	1302	U	N3-C4-O4	-7.71	114.00	119.40
1	AA	292	G	C2-N3-C4	-7.71	108.05	111.90
1	AA	302	G	C2-N3-C4	-7.71	108.05	111.90
1	AA	389	A	C5-C6-N1	-7.71	113.85	117.70
1	AA	1359	C	C6-N1-C2	-7.71	117.22	120.30
2	AB	153	ARG	NE-CZ-NH1	-7.71	116.45	120.30
35	BA	309	G	C4-C5-C6	-7.71	114.18	118.80
1	AA	101	A	C8-N9-C4	7.70	108.88	105.80
1	AA	1194	U	O4'-C1'-N1	7.70	114.36	108.20
22	AV	4	G	N9-C1'-C2'	-7.70	103.53	112.00
35	BA	1506	C	N1-C2-O2	7.70	123.52	118.90
35	BA	2561	A	C8-N9-C4	-7.70	102.72	105.80
1	AA	887	G	N9-C1'-C2'	-7.70	103.53	112.00
1	AA	1111	A	N1-C6-N6	7.70	123.22	118.60
1	AA	543	C	N3-C2-O2	-7.70	116.51	121.90
24	AY	504	ARG	NE-CZ-NH1	-7.70	116.45	120.30
35	BA	1111	A	C4-C5-C6	7.70	120.85	117.00

Continued on next page...

Continued from previous page...

Mol	Chain	Res	Type	Atoms	Z	Observed(°)	Ideal(°)
1	AA	1061	G	C5-C6-O6	-7.70	123.98	128.60
35	BA	1420	U	C5-C6-N1	7.69	126.55	122.70
13	AM	87	TYR	CB-CG-CD2	-7.69	116.39	121.00
1	AA	42	G	N7-C8-N9	-7.69	109.25	113.10
1	AA	918	A	N9-C4-C5	-7.69	102.72	105.80
1	AA	1323	G	C6-C5-N7	-7.69	125.79	130.40
35	BA	619	G	C2-N3-C4	7.69	115.74	111.90
35	BA	654(J)	A	C5-C6-N1	7.69	121.54	117.70
35	BA	654(L)	G	N7-C8-N9	7.69	116.94	113.10
35	BA	903	C	N3-C4-C5	-7.69	118.83	121.90
1	AA	1373	G	C6-C5-N7	7.68	135.01	130.40
35	BA	1642	G	N3-C2-N2	7.68	125.28	119.90
36	BB	115	G	N9-C4-C5	-7.68	102.33	105.40
35	BA	2170	A	N9-C4-C5	7.68	108.87	105.80
35	BA	2845	G	N1-C2-N3	7.68	128.51	123.90
1	AA	852	G	C5-N7-C8	-7.68	100.46	104.30
35	BA	1343	G	C8-N9-C4	-7.68	103.33	106.40
35	BA	1756	G	N9-C4-C5	7.68	108.47	105.40
35	BA	2572	A	C2-N3-C4	7.68	114.44	110.60
6	AF	63	TYR	CB-CG-CD1	-7.68	116.39	121.00
35	BA	623	G	N7-C8-N9	7.68	116.94	113.10
1	AA	668	G	C4-C5-C6	7.68	123.41	118.80
35	BA	1528	A	N7-C8-N9	7.68	117.64	113.80
1	AA	1117	G	C4-C5-C6	7.67	123.41	118.80
35	BA	425	G	N7-C8-N9	-7.67	109.26	113.10
35	BA	2609	U	C3'-C2'-C1'	-7.67	95.36	101.50
35	BA	2495	G	N3-C4-C5	-7.67	124.76	128.60
35	BA	1560	G	C5-N7-C8	7.67	108.14	104.30
35	BA	1747(A)	G	N9-C4-C5	7.67	108.47	105.40
1	AA	1492	A	C8-N9-C4	-7.67	102.73	105.80
35	BA	900	A	C4-C5-C6	-7.67	113.17	117.00
35	BA	1095	A	N1-C2-N3	-7.67	125.47	129.30
35	BA	1514	U	N1-C2-O2	7.67	128.17	122.80
1	AA	916	G	C5-N7-C8	-7.67	100.47	104.30
1	AA	542	G	C5-C6-N1	7.66	115.33	111.50
1	AA	1001(A)	G	C5-C6-N1	7.66	115.33	111.50
35	BA	351	G	N9-C4-C5	7.66	108.47	105.40
35	BA	1217	C	C5-C6-N1	7.66	124.83	121.00
35	BA	2113	U	C5-C6-N1	-7.66	118.87	122.70
35	BA	1846	G	C8-N9-C4	-7.66	103.33	106.40
1	AA	145	G	N3-C4-C5	-7.66	124.77	128.60
1	AA	516	U	N1-C1'-C2'	7.66	123.96	114.00

Continued on next page...

Continued from previous page...

Mol	Chain	Res	Type	Atoms	Z	Observed(°)	Ideal(°)
35	BA	908	C	C6-N1-C2	7.66	123.36	120.30
35	BA	1236	G	N9-C1'-C2'	7.66	123.96	114.00
1	AA	1035	A	O4'-C1'-C2'	7.66	114.49	107.60
1	AA	1186	G	C4-C5-N7	7.66	113.86	110.80
1	AA	331	G	C4-C5-N7	7.66	113.86	110.80
35	BA	271(Y)	U	C5-C4-O4	-7.66	121.31	125.90
35	BA	689	A	C4-C5-C6	7.66	120.83	117.00
35	BA	1361	G	C2-N3-C4	-7.66	108.07	111.90
35	BA	445	C	N1-C2-O2	7.65	123.49	118.90
36	BB	90	A	N7-C8-N9	7.65	117.63	113.80
22	AV	11	A	N1-C2-N3	-7.65	125.47	129.30
22	AV	26	G	C4-C5-N7	-7.65	107.74	110.80
35	BA	966	G	C5-N7-C8	-7.65	100.47	104.30
35	BA	1276	A	C8-N9-C4	7.65	108.86	105.80
35	BA	1333	C	N1-C2-O2	-7.65	114.31	118.90
35	BA	473	G	N7-C8-N9	7.65	116.92	113.10
1	AA	6	G	N9-C4-C5	-7.65	102.34	105.40
1	AA	1106	G	N1-C2-N3	-7.65	119.31	123.90
35	BA	1091	G	N9-C4-C5	7.65	108.46	105.40
35	BA	2349	G	C3'-C2'-C1'	-7.65	95.38	101.50
35	BA	2704	C	C5-C4-N4	-7.65	114.85	120.20
1	AA	600	C	C5-C6-N1	-7.65	117.18	121.00
1	AA	1058	G	N7-C8-N9	-7.65	109.28	113.10
35	BA	394	A	C5-N7-C8	-7.65	100.08	103.90
35	BA	1307	A	C2-N3-C4	7.65	114.42	110.60
35	BA	382	G	N3-C4-C5	7.64	132.42	128.60
35	BA	681	G	C2-N3-C4	-7.64	108.08	111.90
35	BA	1170	G	N7-C8-N9	-7.64	109.28	113.10
35	BA	2094	G	N9-C4-C5	-7.64	102.34	105.40
35	BA	2436	G	C8-N9-C4	-7.64	103.34	106.40
1	AA	1174	G	N9-C4-C5	7.64	108.46	105.40
35	BA	682	G	C6-N1-C2	7.64	129.69	125.10
38	BD	217	ARG	NE-CZ-NH1	-7.64	116.48	120.30
1	AA	43	C	N3-C4-C5	7.64	124.95	121.90
1	AA	578	C	N3-C4-C5	-7.64	118.85	121.90
1	AA	703	G	O4'-C1'-N9	7.64	114.31	108.20
19	AS	81	ARG	NE-CZ-NH1	-7.64	116.48	120.30
35	BA	803	U	O4'-C1'-N1	7.64	114.31	108.20
35	BA	2318	G	O4'-C1'-N9	7.64	114.31	108.20
35	BA	2625	G	N3-C4-C5	7.64	132.42	128.60
1	AA	768	A	N7-C8-N9	7.63	117.62	113.80
35	BA	2616	C	O4'-C1'-N1	-7.63	102.09	108.20

Continued on next page...

Continued from previous page...

Mol	Chain	Res	Type	Atoms	Z	Observed(°)	Ideal(°)
42	BH	132	ARG	NE-CZ-NH2	-7.63	116.48	120.30
1	AA	1413	A	N1-C6-N6	-7.63	114.02	118.60
48	BQ	56	ARG	NE-CZ-NH1	-7.63	116.48	120.30
35	BA	1654	A	C5'-C4'-C3'	7.63	128.21	116.00
35	BA	2326	C	C5-C6-N1	7.63	124.82	121.00
35	BA	982	C	C2-N3-C4	7.63	123.72	119.90
35	BA	1749	A	N1-C2-N3	7.63	133.11	129.30
1	AA	363	A	C5-C6-N1	7.63	121.51	117.70
1	AA	957	U	N1-C2-N3	-7.63	110.32	114.90
1	AA	1303	C	C2-N3-C4	-7.63	116.09	119.90
35	BA	66	C	N3-C2-O2	7.63	127.24	121.90
1	AA	274	A	C5-N7-C8	-7.62	100.09	103.90
1	AA	385	C	C6-N1-C2	-7.62	117.25	120.30
35	BA	561	G	N1-C2-N2	-7.62	109.34	116.20
35	BA	1588	C	C6-N1-C2	-7.62	117.25	120.30
1	AA	268	C	N3-C2-O2	-7.62	116.56	121.90
1	AA	1254	C	N3-C4-N4	7.62	123.33	118.00
35	BA	271(P)	C	C5-C6-N1	7.62	124.81	121.00
1	AA	350	G	N9-C4-C5	-7.62	102.35	105.40
1	AA	546	G	N3-C4-N9	-7.62	121.43	126.00
35	BA	2677	G	N3-C4-N9	-7.62	121.43	126.00
35	BA	2826	A	C5-N7-C8	-7.62	100.09	103.90
1	AA	333	G	C8-N9-C4	7.62	109.45	106.40
35	BA	938	G	C5-C6-N1	-7.62	107.69	111.50
35	BA	1086	A	C5-N7-C8	7.62	107.71	103.90
35	BA	1528	A	C8-N9-C4	-7.62	102.75	105.80
35	BA	2310	A	C8-N9-C4	7.62	108.85	105.80
35	BA	2492	U	O4'-C1'-N1	-7.62	102.11	108.20
35	BA	2772	C	N3-C4-C5	7.62	124.95	121.90
35	BA	1651	G	N9-C4-C5	-7.61	102.35	105.40
35	BA	2297	C	C6-N1-C2	7.61	123.35	120.30
1	AA	830	G	N9-C4-C5	-7.61	102.36	105.40
35	BA	142(A)	C	N1-C2-O2	7.61	123.47	118.90
51	BT	74	ARG	NE-CZ-NH2	7.61	124.11	120.30
1	AA	60	A	C2'-C3'-O3'	7.61	126.24	109.50
35	BA	272(I)	U	C4-C5-C6	7.61	124.27	119.70
1	AA	1390	U	C2-N3-C4	-7.61	122.44	127.00
35	BA	82	G	N7-C8-N9	7.61	116.90	113.10
35	BA	654(I)	C	N3-C4-N4	7.61	123.32	118.00
35	BA	962	G	C8-N9-C4	7.61	109.44	106.40
35	BA	981	A	C5-C6-N1	-7.61	113.90	117.70
15	AO	35	ARG	NE-CZ-NH2	7.60	124.10	120.30

Continued on next page...

Continued from previous page...

Mol	Chain	Res	Type	Atoms	Z	Observed(°)	Ideal(°)
35	BA	2481	G	C4-C5-N7	-7.60	107.76	110.80
22	AV	4	G	C5-C6-O6	-7.60	124.04	128.60
35	BA	2225	A	C1'-O4'-C4'	7.60	115.98	109.90
1	AA	189(D)	C	O4'-C1'-N1	7.60	114.28	108.20
1	AA	399	G	C6-C5-N7	-7.60	125.84	130.40
1	AA	521	G	N3-C4-C5	-7.60	124.80	128.60
35	BA	682	G	C5-C6-N1	-7.60	107.70	111.50
2	AB	209	ARG	NE-CZ-NH2	-7.60	116.50	120.30
35	BA	523	C	N3-C4-C5	-7.60	118.86	121.90
35	BA	1141	U	N3-C4-O4	-7.60	114.08	119.40
8	AH	18	ARG	NE-CZ-NH2	-7.60	116.50	120.30
35	BA	204	A	N1-C6-N6	-7.60	114.04	118.60
35	BA	961	C	N3-C2-O2	-7.60	116.58	121.90
35	BA	1113	U	O4'-C1'-N1	7.60	114.28	108.20
36	BB	104	U	C5-C4-O4	-7.60	121.34	125.90
1	AA	1502	A	N9-C1'-C2'	7.59	123.87	114.00
13	AM	29	ARG	NE-CZ-NH2	7.59	124.10	120.30
57	BZ	122	ARG	NE-CZ-NH2	-7.59	116.50	120.30
35	BA	1998	G	N7-C8-N9	7.59	116.90	113.10
1	AA	1185	G	C4-C5-C6	7.59	123.35	118.80
1	AA	1384	C	N3-C4-C5	7.59	124.94	121.90
1	AA	768	A	C8-N9-C4	-7.59	102.77	105.80
1	AA	1042	G	N3-C4-C5	-7.59	124.81	128.60
35	BA	278	A	N1-C6-N6	-7.59	114.05	118.60
22	AV	48	C	N3-C4-C5	7.59	124.94	121.90
35	BA	319	C	N3-C2-O2	7.59	127.21	121.90
1	AA	1194	U	C5-C4-O4	-7.58	121.35	125.90
35	BA	2222	G	N7-C8-N9	7.58	116.89	113.10
1	AA	299	G	C5-C6-N1	-7.58	107.71	111.50
1	AA	1006	C	N3-C4-C5	-7.58	118.87	121.90
35	BA	1614	A	C8-N9-C4	-7.58	102.77	105.80
1	AA	1369	C	N3-C4-C5	-7.58	118.87	121.90
35	BA	240	G	N1-C6-O6	-7.58	115.35	119.90
1	AA	1387	G	C6-C5-N7	-7.58	125.85	130.40
35	BA	1840	G	N7-C8-N9	7.58	116.89	113.10
35	BA	2450	A	C6-N1-C2	-7.58	114.05	118.60
35	BA	2660	A	N1-C2-N3	7.58	133.09	129.30
22	AV	15	G	N3-C4-N9	-7.58	121.45	126.00
35	BA	2307	G	C8-N9-C4	7.58	109.43	106.40
1	AA	426	G	N3-C4-C5	-7.58	124.81	128.60
1	AA	544	G	N7-C8-N9	7.58	116.89	113.10
1	AA	868	C	C5-C4-N4	7.58	125.50	120.20

Continued on next page...

Continued from previous page...

Mol	Chain	Res	Type	Atoms	Z	Observed(°)	Ideal(°)
35	BA	1820	U	C2-N3-C4	-7.58	122.45	127.00
1	AA	118	U	N3-C4-O4	7.57	124.70	119.40
35	BA	272(D)	G	C8-N9-C4	-7.57	103.37	106.40
35	BA	291	C	N3-C4-N4	7.57	123.30	118.00
35	BA	2688	U	N1-C2-O2	7.57	128.10	122.80
35	BA	2724	C	C5-C6-N1	-7.57	117.21	121.00
1	AA	514	C	C1'-O4'-C4'	-7.57	103.84	109.90
38	BD	262	ARG	NE-CZ-NH2	7.57	124.08	120.30
35	BA	1227	G	C5-N7-C8	-7.57	100.52	104.30
35	BA	1672	C	C6-N1-C2	-7.57	117.27	120.30
35	BA	1106	G	C5-C6-O6	7.57	133.14	128.60
35	BA	1339	G	N3-C2-N2	7.57	125.20	119.90
35	BA	2839	G	C8-N9-C4	7.57	109.43	106.40
35	BA	627	A	N1-C6-N6	-7.56	114.06	118.60
2	AB	220	ASP	CB-CG-OD2	7.56	125.11	118.30
35	BA	1801	G	C4-C5-N7	7.56	113.83	110.80
35	BA	2553	G	C6-C5-N7	-7.56	125.86	130.40
1	AA	321	A	C8-N9-C4	-7.56	102.78	105.80
1	AA	1140	C	C4-C5-C6	7.56	121.18	117.40
1	AA	1259	C	N1-C2-O2	7.56	123.44	118.90
35	BA	719	C	N1-C2-N3	7.56	124.49	119.20
35	BA	1407	C	N1-C2-O2	-7.56	114.36	118.90
35	BA	1638	C	C5-C6-N1	7.56	124.78	121.00
1	AA	446	G	C8-N9-C4	-7.56	103.38	106.40
1	AA	1282	C	C4-C5-C6	7.56	121.18	117.40
1	AA	1405	G	C2-N3-C4	7.56	115.68	111.90
35	BA	1582	C	C5-C6-N1	7.56	124.78	121.00
1	AA	8	A	C2-N3-C4	7.56	114.38	110.60
35	BA	1118	C	N3-C2-O2	-7.56	116.61	121.90
35	BA	1713	U	C5-C6-N1	-7.56	118.92	122.70
1	AA	89	C	O4'-C1'-N1	7.55	114.24	108.20
1	AA	246	A	C8-N9-C4	-7.55	102.78	105.80
1	AA	958	A	C6-C5-N7	-7.55	127.01	132.30
35	BA	87	C	C5-C6-N1	-7.55	117.22	121.00
35	BA	917	A	N9-C4-C5	7.55	108.82	105.80
35	BA	1463	C	O4'-C1'-N1	-7.55	102.16	108.20
35	BA	2035	G	N9-C1'-C2'	7.55	123.82	114.00
35	BA	2059	A	N1-C6-N6	7.55	123.13	118.60
35	BA	79	G	C5-N7-C8	7.55	108.08	104.30
36	BB	43	C	C5-C6-N1	7.55	124.78	121.00
1	AA	283	C	N3-C4-C5	7.55	124.92	121.90
22	AV	31	G	C2-N3-C4	-7.55	108.12	111.90

Continued on next page...

Continued from previous page...

Mol	Chain	Res	Type	Atoms	Z	Observed(°)	Ideal(°)
35	BA	2428	G	N9-C1'-C2'	7.55	123.82	114.00
1	AA	911	U	N1-C2-O2	7.55	128.08	122.80
35	BA	1486	A	C6-C5-N7	7.55	137.59	132.30
35	BA	2578	G	N1-C6-O6	7.55	124.43	119.90
35	BA	2846	G	N9-C4-C5	-7.55	102.38	105.40
37	BC	7	ARG	NE-CZ-NH2	7.55	124.08	120.30
35	BA	1472	A	N9-C4-C5	7.55	108.82	105.80
1	AA	1170	A	N7-C8-N9	-7.55	110.03	113.80
1	AA	1411	C	C4-C5-C6	7.55	121.17	117.40
35	BA	181	A	C4-C5-C6	7.55	120.77	117.00
35	BA	1068	G	C8-N9-C4	-7.55	103.38	106.40
35	BA	1755	A	N1-C6-N6	7.55	123.13	118.60
1	AA	418	C	N3-C2-O2	7.54	127.18	121.90
35	BA	90	U	C6-N1-C2	-7.54	116.47	121.00
1	AA	1013	G	O4'-C1'-N9	7.54	114.23	108.20
8	AH	94	TYR	CB-CG-CD2	7.54	125.53	121.00
35	BA	74	A	C6-C5-N7	7.54	137.58	132.30
1	AA	52	G	C2-N3-C4	7.54	115.67	111.90
1	AA	524	G	N9-C4-C5	-7.54	102.38	105.40
35	BA	272(D)	G	N7-C8-N9	7.54	116.87	113.10
35	BA	1744	C	N3-C4-C5	7.54	124.92	121.90
35	BA	1767	C	N3-C2-O2	7.54	127.17	121.90
22	AV	70	G	C2-N3-C4	-7.53	108.13	111.90
1	AA	472	A	C6-N1-C2	-7.53	114.08	118.60
35	BA	530	G	C2-N3-C4	7.53	115.67	111.90
1	AA	158	G	C8-N9-C4	-7.53	103.39	106.40
35	BA	1694	C	N3-C4-N4	-7.53	112.73	118.00
35	BA	2096	U	N3-C4-C5	7.53	119.12	114.60
51	BT	118	ARG	NE-CZ-NH2	-7.53	116.53	120.30
35	BA	1784	A	N1-C6-N6	-7.53	114.08	118.60
35	BA	1838	C	N1-C2-O2	-7.53	114.38	118.90
1	AA	149	A	C8-N9-C4	7.53	108.81	105.80
1	AA	606	G	C8-N9-C4	-7.53	103.39	106.40
1	AA	1304	G	C2-N3-C4	-7.53	108.14	111.90
35	BA	559	G	N1-C6-O6	-7.53	115.38	119.90
35	BA	2400	G	C5-C6-N1	-7.53	107.74	111.50
36	BB	114	C	C4-C5-C6	-7.53	113.64	117.40
1	AA	818	G	C5-N7-C8	7.53	108.06	104.30
35	BA	1152	C	C6-N1-C2	-7.53	117.29	120.30
35	BA	2284	C	C6-N1-C2	-7.53	117.29	120.30
1	AA	481	G	C8-N9-C4	7.52	109.41	106.40
26	B1	76	ARG	NE-CZ-NH2	-7.52	116.54	120.30

Continued on next page...

Continued from previous page...

Mol	Chain	Res	Type	Atoms	Z	Observed(°)	Ideal(°)
1	AA	38	G	C4-C5-N7	-7.52	107.79	110.80
29	B4	42	PHE	N-CA-C	7.52	131.31	111.00
35	BA	881	G	C8-N9-C4	-7.52	103.39	106.40
35	BA	2290	G	C5-C6-N1	-7.52	107.74	111.50
35	BA	2665	A	C6-N1-C2	-7.52	114.09	118.60
1	AA	656	C	C5-C6-N1	-7.52	117.24	121.00
1	AA	865	A	C2-N3-C4	7.52	114.36	110.60
1	AA	1487	G	N3-C4-N9	7.52	130.51	126.00
35	BA	1474	C	C2-N3-C4	-7.52	116.14	119.90
35	BA	1789	A	N7-C8-N9	-7.52	110.04	113.80
35	BA	1944	U	C5-C4-O4	-7.52	121.39	125.90
35	BA	2819	G	C8-N9-C4	-7.52	103.39	106.40
1	AA	1211	U	N3-C2-O2	7.52	127.46	122.20
35	BA	1156	A	O4'-C1'-N9	7.52	114.21	108.20
35	BA	2126	A	N1-C2-N3	7.52	133.06	129.30
1	AA	1401	G	N7-C8-N9	7.51	116.86	113.10
35	BA	1001	A	N1-C2-N3	-7.51	125.54	129.30
35	BA	2061	G	C8-N9-C4	7.51	109.41	106.40
35	BA	2154	G	C2-N3-C4	-7.51	108.14	111.90
42	BH	130	ARG	NE-CZ-NH2	-7.51	116.54	120.30
33	B8	56	GLU	OE1-CD-OE2	7.51	132.31	123.30
35	BA	2145	C	C5-C4-N4	-7.51	114.94	120.20
35	BA	492	A	C8-N9-C4	7.51	108.80	105.80
35	BA	1337	G	C5-C6-N1	-7.51	107.75	111.50
36	BB	11	C	C2-N3-C4	7.51	123.66	119.90
1	AA	153	C	C4-C5-C6	7.51	121.15	117.40
1	AA	1253	G	C5'-C4'-O4'	7.51	118.11	109.10
1	AA	531	U	O4'-C1'-N1	-7.50	102.20	108.20
35	BA	2026	C	C4-C5-C6	-7.50	113.65	117.40
1	AA	918	A	N7-C8-N9	-7.50	110.05	113.80
35	BA	1568	G	N3-C4-N9	7.50	130.50	126.00
35	BA	2799	C	C2'-C3'-O3'	7.50	126.01	109.50
38	BD	88	ARG	NE-CZ-NH2	-7.50	116.55	120.30
40	BF	164	ARG	NE-CZ-NH2	-7.50	116.55	120.30
1	AA	455	C	N1-C2-N3	-7.50	113.95	119.20
12	AL	12	ARG	NE-CZ-NH1	-7.50	116.55	120.30
35	BA	41	C	N3-C2-O2	-7.50	116.65	121.90
35	BA	1174	A	C4-C5-C6	-7.50	113.25	117.00
35	BA	1509(A)	A	N1-C2-N3	-7.50	125.55	129.30
1	AA	587	G	N7-C8-N9	-7.50	109.35	113.10
1	AA	1432	G	C4-C5-C6	7.50	123.30	118.80
1	AA	1433	A	C5-N7-C8	-7.50	100.15	103.90

Continued on next page...

Continued from previous page...

Mol	Chain	Res	Type	Atoms	Z	Observed(°)	Ideal(°)
35	BA	614(B)	G	N1-C2-N3	7.50	128.40	123.90
35	BA	1784	A	N1-C2-N3	-7.50	125.55	129.30
35	BA	2320	A	C5-C6-N6	-7.50	117.70	123.70
1	AA	159	G	N3-C4-C5	7.50	132.35	128.60
1	AA	1103	C	C4-C5-C6	7.50	121.15	117.40
35	BA	1851	U	C5-C4-O4	-7.50	121.40	125.90
35	BA	1711	C	C4-C5-C6	7.49	121.15	117.40
35	BA	379	G	C2-N3-C4	7.49	115.65	111.90
35	BA	974	G	O4'-C4'-C3'	7.49	112.09	106.10
35	BA	1934	C	O5'-P-OP1	-7.49	98.96	105.70
1	AA	883	C	C2-N3-C4	-7.49	116.16	119.90
1	AA	1280	A	C6-N1-C2	-7.49	114.11	118.60
35	BA	2044	C	N1-C2-O2	7.49	123.39	118.90
35	BA	2493	U	N1-C2-O2	7.49	128.04	122.80
35	BA	1947	C	C6-N1-C2	-7.49	117.31	120.30
1	AA	1266	G	C5-C6-N1	-7.48	107.76	111.50
35	BA	693	C	N3-C4-N4	7.48	123.24	118.00
35	BA	2033	A	C5-N7-C8	7.48	107.64	103.90
1	AA	500	G	C6-N1-C2	7.48	129.59	125.10
35	BA	1561	G	C4-C5-N7	7.48	113.79	110.80
35	BA	2757	A	C2-N3-C4	-7.48	106.86	110.60
22	AV	26	G	N9-C4-C5	7.48	108.39	105.40
24	AY	224	ASP	CB-CG-OD2	-7.48	111.57	118.30
4	AD	168	ARG	NE-CZ-NH2	-7.48	116.56	120.30
35	BA	1690	A	N9-C4-C5	7.48	108.79	105.80
35	BA	315	G	N1-C2-N2	-7.48	109.47	116.20
1	AA	798	G	C5-C6-N1	7.47	115.24	111.50
35	BA	304	G	N7-C8-N9	7.47	116.84	113.10
35	BA	2664	G	N9-C4-C5	7.47	108.39	105.40
35	BA	1068	G	N3-C4-N9	-7.47	121.52	126.00
35	BA	1398	C	C6-N1-C2	7.47	123.29	120.30
35	BA	808	G	N1-C6-O6	-7.47	115.42	119.90
35	BA	766	C	N3-C2-O2	-7.47	116.67	121.90
35	BA	13	A	N7-C8-N9	7.47	117.53	113.80
35	BA	1748	G	C5-N7-C8	-7.47	100.57	104.30
35	BA	2655	G	N9-C4-C5	7.47	108.39	105.40
35	BA	2839	G	C1'-O4'-C4'	-7.47	103.93	109.90
35	BA	1016	G	O4'-C1'-N9	7.46	114.17	108.20
35	BA	1640	C	C2-N3-C4	-7.46	116.17	119.90
35	BA	654(E)	G	N1-C6-O6	-7.46	115.42	119.90
35	BA	696	G	C5-N7-C8	7.46	108.03	104.30
35	BA	1004	C	C6-N1-C2	-7.46	117.31	120.30

Continued on next page...

Continued from previous page...

Mol	Chain	Res	Type	Atoms	Z	Observed(°)	Ideal(°)
35	BA	1717	G	N1-C6-O6	7.46	124.38	119.90
1	AA	735	C	N1-C2-O2	-7.46	114.42	118.90
1	AA	321	A	C4-C5-C6	-7.46	113.27	117.00
22	AV	9	G	N3-C2-N2	-7.46	114.68	119.90
35	BA	702	G	C2-N3-C4	7.46	115.63	111.90
1	AA	70	G	C4-C5-N7	7.46	113.78	110.80
1	AA	408	A	C2-N3-C4	-7.46	106.87	110.60
35	BA	125	G	O4'-C1'-N9	-7.46	102.23	108.20
35	BA	1385	G	N1-C2-N3	7.46	128.38	123.90
35	BA	742	G	C6-N1-C2	7.46	129.57	125.10
35	BA	1627	G	C2-N3-C4	-7.46	108.17	111.90
35	BA	2169	A	C8-N9-C4	7.46	108.78	105.80
35	BA	115	C	C4-C5-C6	-7.45	113.67	117.40
35	BA	622	G	N7-C8-N9	7.45	116.83	113.10
35	BA	654(I)	C	O4'-C1'-N1	7.45	114.16	108.20
35	BA	1227	G	N7-C8-N9	7.45	116.83	113.10
35	BA	2229	C	C5-C6-N1	7.45	124.73	121.00
35	BA	260	G	C4-C5-N7	7.45	113.78	110.80
4	AD	168	ARG	NE-CZ-NH1	7.45	124.03	120.30
35	BA	2499	C	N3-C4-N4	-7.45	112.78	118.00
1	AA	828	A	O4'-C1'-N9	-7.45	102.24	108.20
1	AA	1211	U	N1-C2-O2	-7.45	117.59	122.80
35	BA	598	G	C8-N9-C4	7.45	109.38	106.40
35	BA	901	A	C5-N7-C8	7.45	107.62	103.90
35	BA	1479	G	C8-N9-C4	7.45	109.38	106.40
35	BA	334	C	C6-N1-C2	7.45	123.28	120.30
1	AA	1211	U	O4'-C1'-N1	7.45	114.16	108.20
35	BA	965	C	C6-N1-C2	-7.45	117.32	120.30
35	BA	1104	C	N1-C2-O2	7.45	123.37	118.90
35	BA	642	G	N1-C6-O6	-7.44	115.43	119.90
1	AA	674	G	C5-N7-C8	-7.44	100.58	104.30
35	BA	912	C	N3-C4-C5	7.44	124.88	121.90
35	BA	1704	G	N9-C1'-C2'	-7.44	103.81	112.00
35	BA	2737	G	N9-C4-C5	7.44	108.38	105.40
35	BA	2478	A	N7-C8-N9	-7.44	110.08	113.80
35	BA	598	G	N7-C8-N9	-7.44	109.38	113.10
57	BZ	19	ARG	NE-CZ-NH1	7.44	124.02	120.30
1	AA	1421	G	N3-C4-C5	7.44	132.32	128.60
1	AA	415	A	N9-C4-C5	-7.43	102.83	105.80
35	BA	1643	G	N9-C4-C5	7.43	108.37	105.40
35	BA	420	C	C6-N1-C2	7.43	123.27	120.30
35	BA	2685	G	C5-N7-C8	-7.43	100.58	104.30

Continued on next page...

Continued from previous page...

Mol	Chain	Res	Type	Atoms	Z	Observed(°)	Ideal(°)
1	AA	820	U	C5-C4-O4	-7.43	121.44	125.90
35	BA	592	G	N1-C2-N3	-7.43	119.44	123.90
35	BA	1997	G	N3-C2-N2	7.43	125.10	119.90
35	BA	2752	C	C5-C6-N1	-7.43	117.28	121.00
35	BA	1457	A	C4-C5-C6	-7.43	113.29	117.00
35	BA	1942	C	N3-C2-O2	-7.43	116.70	121.90
1	AA	345	C	O4'-C1'-N1	7.43	114.14	108.20
1	AA	533	A	N1-C2-N3	-7.43	125.59	129.30
1	AA	1233	G	C5-N7-C8	-7.43	100.59	104.30
1	AA	393	A	C5-N7-C8	-7.42	100.19	103.90
22	AV	49	G	N3-C4-C5	7.42	132.31	128.60
35	BA	458	G	N9-C4-C5	-7.42	102.43	105.40
35	BA	2173	A	C8-N9-C4	7.42	108.77	105.80
35	BA	979	G	N1-C6-O6	7.42	124.35	119.90
1	AA	1421	G	C8-N9-C4	-7.42	103.43	106.40
1	AA	189(B)	C	C4-C5-C6	7.42	121.11	117.40
35	BA	743	G	C6-N1-C2	-7.42	120.65	125.10
35	BA	1291	C	C4-C5-C6	7.42	121.11	117.40
35	BA	2353	G	C4-C5-N7	-7.42	107.83	110.80
35	BA	2597	G	N1-C6-O6	7.42	124.35	119.90
36	BB	93	G	C5-N7-C8	7.42	108.01	104.30
1	AA	418	C	C6-N1-C2	7.42	123.27	120.30
1	AA	987	G	C6-C5-N7	7.42	134.85	130.40
1	AA	1227	A	C8-N9-C4	-7.42	102.83	105.80
1	AA	1255	G	C4-C5-N7	-7.42	107.83	110.80
1	AA	1467	G	C4-C5-N7	7.42	113.77	110.80
35	BA	192	C	N3-C4-C5	-7.42	118.93	121.90
35	BA	931	G	C6-C5-N7	-7.42	125.95	130.40
35	BA	980	A	C8-N9-C4	-7.42	102.83	105.80
35	BA	2281	C	C4-C5-C6	7.42	121.11	117.40
35	BA	2792	G	N3-C2-N2	-7.42	114.71	119.90
35	BA	200	U	C5-C4-O4	-7.42	121.45	125.90
35	BA	1081	U	C6-N1-C2	7.42	125.45	121.00
35	BA	2341	G	N7-C8-N9	7.42	116.81	113.10
41	BG	22	ARG	NE-CZ-NH2	-7.42	116.59	120.30
35	BA	932	G	C5-N7-C8	7.41	108.01	104.30
35	BA	1219	G	N3-C4-C5	7.41	132.31	128.60
1	AA	1233	G	N1-C6-O6	7.41	124.35	119.90
1	AA	28	G	C2-N3-C4	7.41	115.61	111.90
1	AA	909	A	C4-C5-N7	7.41	114.41	110.70
1	AA	1212	U	C4-C5-C6	-7.41	115.25	119.70
35	BA	351	G	C8-N9-C4	-7.41	103.44	106.40

Continued on next page...

Continued from previous page...

Mol	Chain	Res	Type	Atoms	Z	Observed(°)	Ideal(°)
35	BA	1010	A	N1-C6-N6	7.41	123.05	118.60
35	BA	1549	C	C6-N1-C2	-7.41	117.34	120.30
47	BP	49	ARG	NE-CZ-NH1	-7.41	116.60	120.30
36	BB	117	G	N9-C4-C5	7.41	108.36	105.40
1	AA	216	G	N3-C4-C5	7.41	132.30	128.60
35	BA	438	G	C5-C6-N1	-7.41	107.80	111.50
35	BA	481	G	C2-N3-C4	7.41	115.60	111.90
35	BA	2296	U	C4-C5-C6	7.41	124.14	119.70
35	BA	2371	G	C5-C6-N1	-7.41	107.80	111.50
35	BA	2525	G	N9-C4-C5	7.41	108.36	105.40
1	AA	239	U	O4'-C1'-N1	7.40	114.12	108.20
35	BA	2343	C	N3-C4-C5	-7.40	118.94	121.90
1	AA	1424	C	C6-N1-C2	-7.40	117.34	120.30
35	BA	1575	C	C5-C4-N4	7.40	125.38	120.20
1	AA	200	G	C4-C5-N7	-7.40	107.84	110.80
35	BA	155	U	N3-C4-C5	-7.40	110.16	114.60
35	BA	823	G	O4'-C1'-N9	7.40	114.12	108.20
1	AA	1484	C	C2-N3-C4	7.40	123.60	119.90
35	BA	2712	U	C5-C4-O4	-7.39	121.46	125.90
35	BA	2868	A	C8-N9-C4	-7.39	102.84	105.80
51	BT	41	ARG	NE-CZ-NH2	-7.39	116.60	120.30
1	AA	371	G	N9-C4-C5	-7.39	102.44	105.40
35	BA	838	C	C5-C6-N1	7.39	124.70	121.00
1	AA	629	G	C6-C5-N7	7.39	134.84	130.40
1	AA	751	U	N1-C2-O2	7.39	127.97	122.80
22	AV	29	G	C5-C6-N1	-7.39	107.81	111.50
35	BA	430	G	N7-C8-N9	7.39	116.80	113.10
35	BA	2656	U	C5-C4-O4	-7.39	121.47	125.90
35	BA	353	G	C8-N9-C4	-7.39	103.44	106.40
35	BA	536	A	N9-C4-C5	-7.39	102.84	105.80
35	BA	2268	A	C4-C5-N7	7.39	114.39	110.70
1	AA	1035	A	C6-N1-C2	-7.39	114.17	118.60
35	BA	2632	A	C4-C5-C6	7.39	120.69	117.00
49	BR	86	ARG	NE-CZ-NH1	-7.39	116.61	120.30
1	AA	438	G	C5-N7-C8	7.38	107.99	104.30
35	BA	275	G	O4'-C1'-N9	-7.38	102.29	108.20
35	BA	579	G	N9-C4-C5	-7.38	102.45	105.40
1	AA	113	G	C2-N3-C4	7.38	115.59	111.90
35	BA	2708	G	C5-N7-C8	-7.38	100.61	104.30
1	AA	1241	G	C5'-C4'-C3'	-7.38	104.19	116.00
1	AA	1479	C	N3-C4-C5	7.38	124.85	121.90
54	BW	15	ARG	NE-CZ-NH2	-7.38	116.61	120.30

Continued on next page...

Continued from previous page...

Mol	Chain	Res	Type	Atoms	Z	Observed(°)	Ideal(°)
1	AA	297	G	C5-C6-O6	-7.38	124.17	128.60
35	BA	568	U	N3-C2-O2	-7.38	117.04	122.20
35	BA	1426	G	N3-C4-C5	7.38	132.29	128.60
35	BA	1609	A	N1-C6-N6	-7.38	114.17	118.60
1	AA	805	C	N1-C2-O2	7.38	123.33	118.90
1	AA	882	C	N1-C2-O2	7.38	123.33	118.90
35	BA	1391	U	C5-C4-O4	7.38	130.32	125.90
36	BB	21	G	O4'-C1'-N9	7.38	114.10	108.20
1	AA	605	U	N3-C4-C5	-7.37	110.17	114.60
35	BA	73	A	N1-C2-N3	-7.37	125.61	129.30
35	BA	132	G	C5-C6-O6	-7.37	124.18	128.60
6	AF	47	ARG	NE-CZ-NH2	-7.37	116.61	120.30
35	BA	53	A	N9-C4-C5	-7.37	102.85	105.80
35	BA	2026	C	N3-C4-C5	7.37	124.85	121.90
1	AA	1004	A	C8-N9-C4	7.37	108.75	105.80
22	AV	10	G	C8-N9-C4	-7.37	103.45	106.40
1	AA	21	G	N3-C4-C5	-7.37	124.92	128.60
1	AA	808	C	N3-C4-C5	7.37	124.85	121.90
35	BA	790	C	C2-N3-C4	7.37	123.58	119.90
35	BA	1690	A	C8-N9-C4	-7.37	102.85	105.80
35	BA	1796	U	C2-N3-C4	-7.37	122.58	127.00
35	BA	1983	C	C5-C6-N1	7.37	124.69	121.00
49	BR	80	PHE	CB-CG-CD1	7.37	125.96	120.80
1	AA	137	C	C5'-C4'-O4'	7.37	117.94	109.10
1	AA	267	C	C4-C5-C6	7.37	121.08	117.40
35	BA	654(B)	C	N3-C4-C5	7.37	124.85	121.90
35	BA	1455	G	N3-C4-C5	7.37	132.28	128.60
35	BA	2364	C	C6-N1-C2	7.37	123.25	120.30
1	AA	908	A	O4'-C1'-N9	7.36	114.09	108.20
35	BA	177	G	N1-C6-O6	7.36	124.32	119.90
35	BA	731	C	C4-C5-C6	-7.36	113.72	117.40
1	AA	1492	A	C4-C5-C6	7.36	120.68	117.00
1	AA	1445	C	C6-N1-C2	7.36	123.24	120.30
6	AF	47	ARG	NE-CZ-NH1	7.36	123.98	120.30
22	AV	70	G	C6-N1-C2	-7.36	120.68	125.10
35	BA	1174	A	C8-N9-C4	-7.36	102.86	105.80
35	BA	1191	G	C5-C6-O6	7.36	133.02	128.60
35	BA	2421	G	N9-C4-C5	-7.36	102.46	105.40
35	BA	592	G	C4-C5-N7	7.36	113.74	110.80
35	BA	474	G	C4-C5-N7	-7.36	107.86	110.80
35	BA	494	G	C8-N9-C4	-7.36	103.46	106.40
35	BA	1837	C	N3-C4-N4	-7.36	112.85	118.00

Continued on next page...

Continued from previous page...

Mol	Chain	Res	Type	Atoms	Z	Observed(°)	Ideal(°)
22	AV	1	C	C5-C4-N4	-7.36	115.05	120.20
35	BA	187	G	O5'-P-OP1	-7.36	99.08	105.70
35	BA	304	G	C5-C6-N1	-7.36	107.82	111.50
35	BA	453	C	N3-C4-C5	-7.36	118.96	121.90
35	BA	650	C	C5-C6-N1	7.36	124.68	121.00
35	BA	2280	G	C8-N9-C4	7.36	109.34	106.40
1	AA	155	C	N1-C2-O2	-7.35	114.49	118.90
1	AA	1311	G	C4-C5-N7	-7.35	107.86	110.80
35	BA	329	G	N9-C4-C5	7.35	108.34	105.40
36	BB	1	U	C5-C4-O4	7.35	130.31	125.90
35	BA	366	C	N3-C4-C5	-7.35	118.96	121.90
35	BA	1365	A	C6-N1-C2	7.35	123.01	118.60
35	BA	2331	G	C2-N3-C4	7.35	115.58	111.90
1	AA	581	G	C8-N9-C4	7.35	109.34	106.40
1	AA	1303	C	N1-C2-O2	-7.35	114.49	118.90
12	AL	89	ARG	NE-CZ-NH1	-7.35	116.62	120.30
1	AA	1373	G	C5-N7-C8	7.35	107.97	104.30
35	BA	437	G	C4-C5-N7	7.35	113.74	110.80
35	BA	762	U	C5-C6-N1	-7.35	119.03	122.70
35	BA	1026	U	C4'-C3'-C2'	7.35	109.95	102.60
35	BA	497	A	C2-N3-C4	7.35	114.27	110.60
35	BA	619	G	C5-C6-O6	7.35	133.01	128.60
35	BA	1296	G	N3-C2-N2	7.35	125.04	119.90
35	BA	2192	G	C2-N3-C4	-7.35	108.23	111.90
1	AA	423	G	O4'-C1'-N9	7.34	114.08	108.20
35	BA	94	C	C2-N3-C4	7.34	123.57	119.90
35	BA	652	C	C4-C5-C6	7.34	121.07	117.40
35	BA	1191	G	N1-C2-N3	-7.34	119.50	123.90
35	BA	601	C	N3-C4-N4	-7.34	112.86	118.00
35	BA	1755	A	N7-C8-N9	7.34	117.47	113.80
35	BA	2470	G	N1-C6-O6	7.34	124.30	119.90
1	AA	1014	A	N1-C6-N6	-7.34	114.20	118.60
35	BA	1086	A	N9-C4-C5	7.34	108.73	105.80
35	BA	1847	A	N1-C2-N3	7.34	132.97	129.30
20	AT	23	ARG	NE-CZ-NH2	-7.33	116.63	120.30
1	AA	1388	C	C5-C6-N1	7.33	124.67	121.00
35	BA	472	A	C4-C5-C6	-7.33	113.33	117.00
35	BA	1971	A	C2-N3-C4	7.33	114.27	110.60
1	AA	185	A	C5-N7-C8	-7.33	100.23	103.90
1	AA	1300	G	C5-N7-C8	-7.33	100.63	104.30
35	BA	480	A	C5-N7-C8	-7.33	100.23	103.90
36	BB	82	G	C5-C6-O6	-7.33	124.20	128.60

Continued on next page...

Continued from previous page...

Mol	Chain	Res	Type	Atoms	Z	Observed(°)	Ideal(°)
36	BB	117	G	C5-C6-N1	-7.33	107.83	111.50
1	AA	602	A	C8-N9-C4	-7.33	102.87	105.80
35	BA	1128	A	C5-N7-C8	7.33	107.56	103.90
1	AA	987	G	C5-C6-N1	7.33	115.16	111.50
37	BC	7	ARG	NE-CZ-NH1	-7.33	116.64	120.30
1	AA	1102	A	N9-C4-C5	-7.33	102.87	105.80
35	BA	1403	C	N1-C2-O2	7.33	123.30	118.90
35	BA	1433	U	C5-C4-O4	-7.33	121.50	125.90
35	BA	1487	G	C8-N9-C4	-7.33	103.47	106.40
35	BA	1538	G	N1-C6-O6	7.33	124.30	119.90
35	BA	2511	U	C5-C6-N1	7.33	126.36	122.70
35	BA	2611	U	C5-C4-O4	-7.33	121.50	125.90
52	BU	10	ARG	NE-CZ-NH1	-7.33	116.64	120.30
1	AA	570	G	N7-C8-N9	7.32	116.76	113.10
35	BA	1449	A	C4-C5-C6	-7.32	113.34	117.00
1	AA	142	G	N3-C4-N9	-7.32	121.61	126.00
35	BA	1311	G	N3-C4-C5	7.32	132.26	128.60
35	BA	2763	G	N9-C4-C5	7.32	108.33	105.40
35	BA	1229	G	C8-N9-C4	-7.32	103.47	106.40
1	AA	521	G	C4-C5-C6	7.32	123.19	118.80
35	BA	1506	C	C4-C5-C6	-7.32	113.74	117.40
35	BA	2621	A	C5-C6-N1	-7.32	114.04	117.70
1	AA	38	G	N3-C4-C5	-7.32	124.94	128.60
1	AA	460	G	C6-C5-N7	-7.32	126.01	130.40
35	BA	177	G	C4-C5-N7	7.32	113.73	110.80
35	BA	2163	C	N3-C2-O2	7.32	127.02	121.90
1	AA	1009	G	C1'-O4'-C4'	-7.31	104.05	109.90
1	AA	472	A	N1-C2-N3	7.31	132.96	129.30
24	AY	151	ARG	NE-CZ-NH1	-7.31	116.64	120.30
28	B3	55	ARG	NE-CZ-NH1	-7.31	116.64	120.30
35	BA	2352	A	C2-N3-C4	7.31	114.25	110.60
1	AA	378	G	C8-N9-C4	-7.31	103.48	106.40
35	BA	1390	U	C6-N1-C2	-7.31	116.62	121.00
35	BA	2500	U	N3-C4-O4	-7.31	114.28	119.40
35	BA	74	A	C4-C5-N7	-7.31	107.05	110.70
35	BA	2508	G	C6-C5-N7	7.31	134.78	130.40
35	BA	2736	G	N9-C4-C5	-7.31	102.48	105.40
1	AA	114	U	C5-C4-O4	-7.30	121.52	125.90
57	BZ	122	ARG	NE-CZ-NH1	7.30	123.95	120.30
35	BA	1212	G	C5-C6-O6	7.30	132.98	128.60
10	AJ	46	ARG	NE-CZ-NH2	-7.30	116.65	120.30
35	BA	139(A)	G	N3-C4-C5	-7.30	124.95	128.60

Continued on next page...

Continued from previous page...

Mol	Chain	Res	Type	Atoms	Z	Observed(°)	Ideal(°)
35	BA	2410	G	N3-C4-C5	7.30	132.25	128.60
1	AA	537	G	C5-C6-O6	7.30	132.98	128.60
1	AA	1311	G	C6-C5-N7	7.30	134.78	130.40
35	BA	222	A	N7-C8-N9	7.30	117.45	113.80
35	BA	1482	G	C8-N9-C4	-7.30	103.48	106.40
1	AA	421	U	C5-C4-O4	7.30	130.28	125.90
35	BA	103	A	N9-C4-C5	7.30	108.72	105.80
35	BA	960	A	C6-N1-C2	7.30	122.98	118.60
1	AA	1006	C	C4-C5-C6	7.30	121.05	117.40
22	AV	41	C	C2-N3-C4	7.30	123.55	119.90
1	AA	1287	A	O4'-C1'-N9	-7.29	102.37	108.20
24	AY	7	TYR	CB-CG-CD2	7.29	125.38	121.00
35	BA	2750	A	C8-N9-C4	7.29	108.72	105.80
36	BB	115	G	C6-C5-N7	-7.29	126.02	130.40
1	AA	910	C	N3-C4-N4	7.29	123.10	118.00
35	BA	1774	C	C5-C6-N1	7.29	124.65	121.00
35	BA	2100	G	C5-N7-C8	-7.29	100.65	104.30
1	AA	1038	C	O4'-C1'-N1	7.29	114.03	108.20
35	BA	2231	C	C6-N1-C2	7.29	123.22	120.30
35	BA	2652	C	N1-C2-O2	7.29	123.27	118.90
35	BA	2851	A	N1-C2-N3	7.29	132.94	129.30
1	AA	900	A	N9-C4-C5	7.29	108.72	105.80
35	BA	1250	G	N1-C2-N3	-7.29	119.53	123.90
35	BA	2333	A	C6-N1-C2	-7.29	114.23	118.60
35	BA	2826	A	N1-C6-N6	-7.29	114.23	118.60
35	BA	696	G	N7-C8-N9	-7.29	109.46	113.10
35	BA	2175	C	C5-C6-N1	-7.29	117.36	121.00
35	BA	2346	A	C2-N3-C4	-7.29	106.96	110.60
1	AA	511	C	C4-C5-C6	-7.29	113.76	117.40
1	AA	656	C	N1-C2-O2	7.29	123.27	118.90
22	AV	17	C	N3-C2-O2	-7.29	116.80	121.90
26	B1	20	ARG	NE-CZ-NH2	-7.29	116.66	120.30
35	BA	1041	C	C6-N1-C2	-7.29	117.39	120.30
1	AA	471	G	C8-N9-C4	-7.28	103.49	106.40
1	AA	692	U	C5-C6-N1	-7.28	119.06	122.70
1	AA	707	C	N3-C4-C5	-7.28	118.99	121.90
35	BA	524	U	O4'-C1'-N1	7.28	114.03	108.20
35	BA	1663	C	N3-C4-N4	-7.28	112.90	118.00
35	BA	1884	A	C6-N1-C2	7.28	122.97	118.60
35	BA	2321	G	C8-N9-C4	-7.28	103.49	106.40
1	AA	614	A	C4-C5-C6	-7.28	113.36	117.00
1	AA	626	U	C2-N3-C4	7.28	131.37	127.00

Continued on next page...

Continued from previous page...

Mol	Chain	Res	Type	Atoms	Z	Observed(°)	Ideal(°)
1	AA	27	G	N7-C8-N9	7.28	116.74	113.10
35	BA	2482	G	C4-C5-N7	-7.28	107.89	110.80
35	BA	589	C	N3-C4-C5	-7.28	118.99	121.90
35	BA	861	A	C4-C5-C6	7.28	120.64	117.00
35	BA	2325	G	C8-N9-C4	7.28	109.31	106.40
1	AA	1002	G	N1-C6-O6	-7.28	115.53	119.90
35	BA	253	C	C6-N1-C2	-7.28	117.39	120.30
35	BA	1838	C	C2-N3-C4	-7.28	116.26	119.90
35	BA	382	G	C8-N9-C4	7.27	109.31	106.40
35	BA	673	C	N1-C2-O2	-7.27	114.54	118.90
36	BB	117	G	C4-C5-C6	7.27	123.17	118.80
35	BA	765	G	C5-N7-C8	-7.27	100.66	104.30
35	BA	1892	C	C5-C6-N1	7.27	124.64	121.00
35	BA	409	C	C6-N1-C2	-7.27	117.39	120.30
35	BA	2383	G	N1-C2-N3	7.27	128.26	123.90
1	AA	1503	A	N1-C2-N3	7.27	132.94	129.30
35	BA	329	G	N3-C4-C5	-7.27	124.97	128.60
35	BA	946	G	O5'-P-OP2	7.27	119.42	110.70
1	AA	859	A	C8-N9-C4	-7.27	102.89	105.80
1	AA	1186	G	N9-C4-C5	-7.27	102.49	105.40
35	BA	950	G	C5-C6-N1	7.27	115.13	111.50
35	BA	1026	U	C6-N1-C2	-7.27	116.64	121.00
35	BA	1308	A	C5-N7-C8	-7.27	100.27	103.90
35	BA	1756	G	N3-C2-N2	-7.27	114.81	119.90
37	BC	211	ARG	NE-CZ-NH1	-7.27	116.67	120.30
35	BA	118	A	C4-C5-C6	7.27	120.63	117.00
35	BA	769	G	C4-C5-N7	7.27	113.71	110.80
1	AA	870	U	O4'-C1'-N1	7.26	114.01	108.20
35	BA	181	A	C5-C6-N1	-7.26	114.07	117.70
35	BA	518	G	O4'-C1'-N9	-7.26	102.39	108.20
35	BA	629	G	C4-C5-N7	7.26	113.71	110.80
35	BA	1226	A	N9-C4-C5	-7.26	102.89	105.80
35	BA	1660	C	C6-N1-C2	7.26	123.21	120.30
35	BA	2439	A	C5-C6-N1	-7.26	114.07	117.70
1	AA	48	C	N1-C2-O2	7.26	123.26	118.90
35	BA	1973	G	N1-C2-N3	7.26	128.26	123.90
19	AS	81	ARG	NE-CZ-NH2	7.26	123.93	120.30
35	BA	346	A	N1-C2-N3	-7.26	125.67	129.30
35	BA	768	G	C8-N9-C4	-7.26	103.50	106.40
35	BA	1635	G	N9-C4-C5	-7.26	102.50	105.40
35	BA	2470	G	N9-C4-C5	7.26	108.30	105.40
1	AA	1032	G	O4'-C1'-N9	7.26	114.01	108.20

Continued on next page...

Continued from previous page...

Mol	Chain	Res	Type	Atoms	Z	Observed(°)	Ideal(°)
35	BA	304	G	N1-C6-O6	7.26	124.25	119.90
35	BA	855	G	N7-C8-N9	7.26	116.73	113.10
35	BA	2509	G	N3-C4-N9	7.26	130.35	126.00
35	BA	2783	G	N9-C4-C5	7.26	108.30	105.40
1	AA	149	A	N7-C8-N9	-7.26	110.17	113.80
1	AA	383	A	C5-N7-C8	-7.26	100.27	103.90
1	AA	500	G	C5-C6-N1	-7.26	107.87	111.50
35	BA	872	A	N1-C2-N3	-7.26	125.67	129.30
35	BA	2805	G	C5-C6-N1	7.26	115.13	111.50
35	BA	1019	U	C5-C6-N1	-7.25	119.07	122.70
35	BA	1069	A	N9-C4-C5	7.25	108.70	105.80
1	AA	10	A	N7-C8-N9	7.25	117.43	113.80
1	AA	79	G	C5-N7-C8	-7.25	100.67	104.30
35	BA	271(H)	G	N1-C6-O6	7.25	124.25	119.90
35	BA	1430	C	C5-C6-N1	-7.25	117.37	121.00
35	BA	1650	G	N9-C4-C5	7.25	108.30	105.40
1	AA	492	G	C2-N3-C4	7.25	115.53	111.90
35	BA	385	C	C5-C6-N1	7.25	124.63	121.00
35	BA	517	C	C4-C5-C6	7.25	121.03	117.40
35	BA	1137	G	N1-C2-N3	7.25	128.25	123.90
35	BA	1570	A	C5-N7-C8	-7.25	100.28	103.90
35	BA	2490	G	N3-C4-C5	-7.25	124.97	128.60
1	AA	164	U	N3-C4-O4	7.25	124.47	119.40
1	AA	752	G	C6-C5-N7	7.25	134.75	130.40
1	AA	954	G	C4-C5-N7	-7.25	107.90	110.80
35	BA	879	G	N1-C2-N3	7.25	128.25	123.90
1	AA	454	C	C5-C6-N1	7.25	124.62	121.00
1	AA	684	A	N7-C8-N9	7.25	117.42	113.80
35	BA	536	A	C8-N9-C4	7.25	108.70	105.80
50	BS	30	ARG	NE-CZ-NH1	-7.25	116.67	120.30
35	BA	142(A)	C	C2-N3-C4	7.25	123.52	119.90
35	BA	631	A	C8-N9-C4	-7.25	102.90	105.80
35	BA	2630	G	C6-C5-N7	-7.25	126.05	130.40
1	AA	360	A	N1-C6-N6	7.24	122.95	118.60
1	AA	1202	G	C6-N1-C2	-7.24	120.75	125.10
35	BA	655	A	O4'-C4'-C3'	7.24	111.89	106.10
7	AG	41	ARG	NE-CZ-NH2	7.24	123.92	120.30
1	AA	155	C	C6-N1-C2	-7.24	117.40	120.30
1	AA	741	G	O4'-C1'-N9	-7.24	102.41	108.20
20	AT	79	ARG	NE-CZ-NH2	-7.24	116.68	120.30
35	BA	875	G	C4-C5-N7	-7.24	107.90	110.80
35	BA	956	G	C5-N7-C8	-7.24	100.68	104.30

Continued on next page...

Continued from previous page...

Mol	Chain	Res	Type	Atoms	Z	Observed(°)	Ideal(°)
35	BA	1037	G	C4-C5-N7	-7.24	107.90	110.80
35	BA	1445(A)	C	C4-C5-C6	7.24	121.02	117.40
35	BA	1471	A	C1'-O4'-C4'	-7.24	104.11	109.90
35	BA	2883	A	C8-N9-C4	-7.24	102.90	105.80
1	AA	35	G	N1-C6-O6	7.24	124.24	119.90
35	BA	633	A	C1'-O4'-C4'	-7.24	104.11	109.90
36	BB	107	G	C5-C6-N1	7.23	115.12	111.50
1	AA	1501	C	C2-N3-C4	7.23	123.52	119.90
35	BA	1489	U	C2-N3-C4	-7.23	122.66	127.00
35	BA	269	U	N3-C4-O4	7.23	124.46	119.40
35	BA	670	A	N1-C6-N6	-7.23	114.26	118.60
35	BA	901	A	O4'-C1'-N9	7.23	113.98	108.20
35	BA	1319	G	C3'-C2'-C1'	7.23	107.28	101.50
35	BA	654	A	N3-C4-C5	7.23	131.86	126.80
1	AA	160	A	N9-C4-C5	7.23	108.69	105.80
1	AA	316	G	C5-C6-O6	7.23	132.94	128.60
35	BA	681	G	C5-N7-C8	7.23	107.91	104.30
35	BA	2441	C	C6-N1-C2	-7.23	117.41	120.30
35	BA	2699	C	N3-C4-C5	7.23	124.79	121.90
36	BB	86	G	C2-N3-C4	7.23	115.51	111.90
1	AA	1193	G	N3-C4-C5	7.22	132.21	128.60
1	AA	1342	C	C6-N1-C2	7.22	123.19	120.30
35	BA	55	G	C6-C5-N7	7.22	134.74	130.40
35	BA	1092	C	N3-C2-O2	-7.22	116.84	121.90
35	BA	1633	G	N7-C8-N9	7.22	116.71	113.10
35	BA	1998	G	O4'-C1'-N9	7.22	113.98	108.20
1	AA	32	A	O4'-C1'-N9	-7.22	102.42	108.20
35	BA	371	A	C4-C5-C6	-7.22	113.39	117.00
35	BA	1055	G	C5-N7-C8	7.22	107.91	104.30
35	BA	1076	C	N1-C2-O2	7.22	123.23	118.90
35	BA	1971	A	C4-C5-C6	-7.22	113.39	117.00
1	AA	136	C	C2-N3-C4	-7.22	116.29	119.90
1	AA	725	G	C5-N7-C8	7.22	107.91	104.30
35	BA	328	U	C6-N1-C2	7.22	125.33	121.00
35	BA	357	A	C5-C6-N1	-7.22	114.09	117.70
35	BA	2123	G	C4-C5-N7	7.22	113.69	110.80
35	BA	2168	G	C8-N9-C4	7.22	109.29	106.40
1	AA	1087	G	N3-C2-N2	-7.22	114.85	119.90
35	BA	635	C	N1-C2-O2	7.22	123.23	118.90
35	BA	849	A	C2-N3-C4	-7.22	106.99	110.60
35	BA	2726	U	O4'-C1'-N1	7.22	113.97	108.20
52	BU	70	ARG	NE-CZ-NH2	-7.22	116.69	120.30

Continued on next page...

Continued from previous page...

Mol	Chain	Res	Type	Atoms	Z	Observed(°)	Ideal(°)
22	AV	76	A	C8-N9-C4	-7.22	102.91	105.80
35	BA	2508	G	N3-C4-N9	-7.22	121.67	126.00
35	BA	1376	C	N1-C2-O2	7.21	123.23	118.90
35	BA	1678	G	O4'-C1'-N9	-7.21	102.43	108.20
1	AA	278	G	C2-N3-C4	7.21	115.51	111.90
35	BA	255	A	C4-C5-C6	-7.21	113.39	117.00
35	BA	386	G	N9-C4-C5	7.21	108.28	105.40
35	BA	1022	G	C4-C5-N7	-7.21	107.92	110.80
35	BA	2714	G	N3-C4-N9	7.21	130.33	126.00
35	BA	333	G	N7-C8-N9	-7.21	109.50	113.10
35	BA	2103	C	N1-C2-O2	-7.21	114.57	118.90
27	B2	30	ARG	NE-CZ-NH1	-7.21	116.70	120.30
35	BA	83	G	C6-C5-N7	7.21	134.72	130.40
1	AA	124	G	C8-N9-C4	-7.21	103.52	106.40
1	AA	355	C	C4-C5-C6	-7.21	113.80	117.40
1	AA	706	A	C6-N1-C2	7.21	122.92	118.60
35	BA	1841	U	C5-C4-O4	-7.21	121.58	125.90
35	BA	1996	C	N3-C4-C5	7.21	124.78	121.90
1	AA	1434	A	C6-N1-C2	-7.21	114.28	118.60
1	AA	920	U	C2-N3-C4	7.20	131.32	127.00
35	BA	112	U	N3-C2-O2	-7.20	117.16	122.20
35	BA	337	C	O4'-C1'-N1	7.20	113.96	108.20
35	BA	672	C	N3-C4-C5	7.20	124.78	121.90
35	BA	2818	G	C5-N7-C8	-7.20	100.70	104.30
35	BA	2854	G	N3-C4-C5	7.20	132.20	128.60
47	BP	53	GLY	N-CA-C	-7.20	95.09	113.10
35	BA	1956	U	O4'-C1'-N1	7.20	113.96	108.20
35	BA	1040	C	O4'-C1'-N1	7.20	113.96	108.20
1	AA	1401	G	C4-C5-N7	7.20	113.68	110.80
35	BA	348	G	C4-C5-N7	7.20	113.68	110.80
35	BA	1515	G	C5-C6-N1	7.20	115.10	111.50
35	BA	1786	A	N9-C1'-C2'	7.20	123.36	114.00
1	AA	1142	G	C5-N7-C8	-7.20	100.70	104.30
1	AA	1529	G	O4'-C1'-N9	7.20	113.96	108.20
23	AX	14	A	C4-C5-C6	-7.20	113.40	117.00
28	B3	30	ARG	NE-CZ-NH2	-7.20	116.70	120.30
35	BA	10	G	N3-C4-N9	-7.20	121.68	126.00
35	BA	142	A	C5-N7-C8	7.20	107.50	103.90
35	BA	2086	U	O4'-C1'-N1	-7.20	102.44	108.20
48	BQ	9	TYR	CB-CG-CD1	-7.20	116.68	121.00
1	AA	892	A	N9-C4-C5	7.19	108.68	105.80
35	BA	119	A	C5-N7-C8	-7.19	100.30	103.90

Continued on next page...

Continued from previous page...

Mol	Chain	Res	Type	Atoms	Z	Observed(°)	Ideal(°)
35	BA	2805	G	N1-C6-O6	-7.19	115.58	119.90
1	AA	259	G	N1-C6-O6	7.19	124.21	119.90
51	BT	14	TYR	CG-CD1-CE1	-7.19	115.55	121.30
1	AA	19	C	C5-C4-N4	7.19	125.23	120.20
1	AA	350	G	C4-C5-N7	7.19	113.68	110.80
35	BA	86	C	N1-C2-O2	7.19	123.21	118.90
35	BA	768	G	N9-C4-C5	7.19	108.28	105.40
35	BA	2495	G	C2-N3-C4	7.19	115.50	111.90
1	AA	127	G	N7-C8-N9	-7.19	109.51	113.10
1	AA	242	C	C6-N1-C2	-7.19	117.42	120.30
1	AA	1458	G	C4-C5-N7	7.19	113.67	110.80
35	BA	177	G	C8-N9-C4	-7.19	103.53	106.40
35	BA	745	G	C5-N7-C8	7.19	107.89	104.30
1	AA	744	C	C2-N3-C4	7.18	123.49	119.90
1	AA	1233	G	C5-C6-N1	-7.18	107.91	111.50
1	AA	1529	G	C1'-O4'-C4'	-7.18	104.15	109.90
35	BA	394	A	N7-C8-N9	7.18	117.39	113.80
35	BA	654(D)	G	O4'-C1'-N9	7.18	113.95	108.20
35	BA	903	C	C5-C4-N4	7.18	125.23	120.20
35	BA	1527	G	C8-N9-C4	-7.18	103.53	106.40
51	BT	120	ARG	NE-CZ-NH1	-7.18	116.71	120.30
1	AA	1366	C	OP2-P-O3'	7.18	121.00	105.20
35	BA	761	A	C4-C5-C6	-7.18	113.41	117.00
35	BA	1609	A	C4-C5-N7	7.18	114.29	110.70
35	BA	2094	G	C6-N1-C2	7.18	129.41	125.10
1	AA	1423	G	C4-C5-N7	-7.18	107.93	110.80
35	BA	271(D)	G	O4'-C1'-N9	-7.18	102.45	108.20
35	BA	1475	G	C5-C6-O6	-7.18	124.29	128.60
1	AA	230	G	C5-N7-C8	7.18	107.89	104.30
1	AA	1520	G	N3-C4-C5	7.18	132.19	128.60
1	AA	1523	G	N3-C2-N2	-7.18	114.88	119.90
35	BA	363(D)	G	N1-C6-O6	7.18	124.21	119.90
35	BA	2076	U	C4-C5-C6	7.18	124.01	119.70
1	AA	1289	A	C2-N3-C4	-7.18	107.01	110.60
1	AA	100	C	C5-C4-N4	-7.17	115.18	120.20
35	BA	438	G	C6-N1-C2	7.17	129.40	125.10
35	BA	2591	C	N3-C2-O2	-7.17	116.88	121.90
52	BU	36	ARG	NE-CZ-NH1	-7.17	116.71	120.30
1	AA	498	U	C5-C6-N1	7.17	126.29	122.70
35	BA	1992	G	N9-C1'-C2'	7.17	123.32	114.00
35	BA	2686	G	C5-N7-C8	-7.17	100.71	104.30
1	AA	331	G	C2-N3-C4	-7.17	108.32	111.90

Continued on next page...

Continued from previous page...

Mol	Chain	Res	Type	Atoms	Z	Observed(°)	Ideal(°)
22	AV	76	A	N7-C8-N9	7.17	117.38	113.80
35	BA	2261	C	N3-C4-C5	-7.17	119.03	121.90
1	AA	236	G	C5-C6-O6	-7.17	124.30	128.60
1	AA	278	G	N1-C6-O6	-7.17	115.60	119.90
1	AA	541	G	O4'-C1'-N9	7.17	113.93	108.20
35	BA	271(U)	G	N1-C2-N3	-7.17	119.60	123.90
35	BA	334	C	C5-C4-N4	-7.17	115.18	120.20
35	BA	1069	A	N7-C8-N9	7.17	117.38	113.80
35	BA	1257	C	O4'-C1'-N1	7.17	113.93	108.20
35	BA	1339	G	C5-N7-C8	-7.17	100.72	104.30
35	BA	2542	A	N1-C2-N3	-7.17	125.72	129.30
1	AA	983	A	C5-N7-C8	-7.17	100.32	103.90
35	BA	363(D)	G	C8-N9-C4	-7.17	103.53	106.40
35	BA	1817	G	N1-C2-N3	-7.17	119.60	123.90
35	BA	2514	U	C5-C6-N1	7.17	126.28	122.70
1	AA	923	A	C6-N1-C2	7.16	122.90	118.60
4	AD	68	TYR	CB-CG-CD1	7.16	125.30	121.00
17	AQ	70	ARG	NE-CZ-NH1	7.16	123.88	120.30
35	BA	1528(A)	A	C8-N9-C4	-7.16	102.93	105.80
35	BA	2151	G	C8-N9-C4	7.16	109.27	106.40
38	BD	260	ARG	NE-CZ-NH2	-7.16	116.72	120.30
35	BA	1285	G	N1-C6-O6	-7.16	115.60	119.90
35	BA	1346	G	C4-C5-N7	7.16	113.67	110.80
1	AA	138	G	C2-N3-C4	7.16	115.48	111.90
35	BA	1368	G	N3-C2-N2	-7.16	114.89	119.90
35	BA	2134	A	C5-N7-C8	-7.16	100.32	103.90
35	BA	900	A	N1-C2-N3	-7.16	125.72	129.30
35	BA	1749	A	C8-N9-C4	-7.16	102.94	105.80
35	BA	1026	U	C5-C6-N1	7.16	126.28	122.70
35	BA	1020	A	N9-C1'-C2'	7.15	123.30	114.00
35	BA	156	U	C5-C6-N1	7.15	126.28	122.70
35	BA	778	G	C5-N7-C8	-7.15	100.72	104.30
35	BA	1435	G	O4'-C1'-N9	-7.15	102.48	108.20
1	AA	1011	G	C4-C5-N7	-7.15	107.94	110.80
1	AA	1213	A	N1-C2-N3	-7.15	125.72	129.30
35	BA	1942	C	C6-N1-C2	-7.15	117.44	120.30
35	BA	575	A	C8-N9-C4	7.15	108.66	105.80
1	AA	360	A	C4-C5-C6	7.15	120.57	117.00
1	AA	1262	C	C5-C6-N1	7.15	124.57	121.00
35	BA	1628	G	C6-C5-N7	-7.15	126.11	130.40
35	BA	1993	U	C6-N1-C2	-7.15	116.71	121.00
35	BA	1509(A)	A	C2-N3-C4	7.14	114.17	110.60

Continued on next page...

Continued from previous page...

Mol	Chain	Res	Type	Atoms	Z	Observed(°)	Ideal(°)
35	BA	2837	G	C5-N7-C8	-7.14	100.73	104.30
35	BA	152	G	N1-C6-O6	-7.14	115.61	119.90
35	BA	271(N)	U	C5-C4-O4	-7.14	121.61	125.90
35	BA	380	U	C5-C4-O4	-7.14	121.62	125.90
35	BA	492	A	N1-C2-N3	-7.14	125.73	129.30
35	BA	909	A	C4-C5-N7	-7.14	107.13	110.70
54	BW	18	ARG	NE-CZ-NH2	-7.14	116.73	120.30
1	AA	40	C	N3-C4-C5	-7.14	119.04	121.90
1	AA	1340	A	C4-C5-N7	-7.14	107.13	110.70
35	BA	1695	G	C6-N1-C2	-7.14	120.82	125.10
35	BA	1631(A)	A	N1-C2-N3	7.14	132.87	129.30
35	BA	743	G	N7-C8-N9	7.13	116.67	113.10
35	BA	900	A	N9-C4-C5	-7.13	102.95	105.80
35	BA	1964	G	N3-C4-C5	-7.13	125.03	128.60
1	AA	1089	G	C5-N7-C8	-7.13	100.73	104.30
35	BA	391	G	C4-C5-N7	-7.13	107.95	110.80
35	BA	2877	G	N3-C4-C5	-7.13	125.03	128.60
39	BE	144	ARG	NE-CZ-NH1	-7.13	116.73	120.30
4	AD	144	ASP	CB-CG-OD1	7.13	124.72	118.30
35	BA	312	G	N9-C1'-C2'	7.13	123.27	114.00
35	BA	1485	G	C5-C6-O6	7.13	132.88	128.60
35	BA	1418	G	O4'-C1'-C2'	7.13	114.02	107.60
1	AA	1405	G	N1-C2-N3	-7.13	119.62	123.90
35	BA	463	G	N1-C6-O6	7.13	124.18	119.90
36	BB	119	G	C5-C6-N1	7.13	115.06	111.50
35	BA	776	G	C8-N9-C4	-7.12	103.55	106.40
35	BA	1623	G	C4-C5-N7	-7.12	107.95	110.80
1	AA	786	G	C4-C5-N7	-7.12	107.95	110.80
1	AA	1157	A	N7-C8-N9	-7.12	110.24	113.80
35	BA	197	A	C8-N9-C4	7.12	108.65	105.80
35	BA	461	C	C6-N1-C2	-7.12	117.45	120.30
35	BA	489	G	C2-N3-C4	-7.12	108.34	111.90
1	AA	1412	C	N3-C2-O2	7.12	126.89	121.90
35	BA	1170	G	N9-C4-C5	-7.12	102.55	105.40
1	AA	1101	A	C5'-C4'-O4'	7.12	117.64	109.10
35	BA	1962	C	N3-C2-O2	-7.12	116.92	121.90
35	BA	2351	G	C2-N3-C4	-7.12	108.34	111.90
35	BA	708	C	N3-C4-C5	7.12	124.75	121.90
35	BA	614(A)	U	C5-C4-O4	7.12	130.17	125.90
1	AA	1082	G	N3-C2-N2	7.11	124.88	119.90
1	AA	1173	G	C5-N7-C8	-7.11	100.74	104.30
13	AM	102	ARG	NE-CZ-NH2	-7.11	116.74	120.30

Continued on next page...

Continued from previous page...

Mol	Chain	Res	Type	Atoms	Z	Observed(°)	Ideal(°)
35	BA	222	A	C1'-O4'-C4'	-7.11	104.21	109.90
35	BA	1436	G	N3-C4-N9	-7.11	121.73	126.00
1	AA	831	U	O4'-C1'-N1	7.11	113.89	108.20
1	AA	1030(C)	G	N3-C4-C5	7.11	132.16	128.60
35	BA	1822	G	N3-C4-C5	7.11	132.16	128.60
1	AA	653	A	C4-C5-C6	7.11	120.56	117.00
1	AA	962	C	C6-N1-C2	7.11	123.14	120.30
4	AD	141	ARG	NE-CZ-NH2	-7.11	116.75	120.30
35	BA	1513	C	C5-C4-N4	7.11	125.18	120.20
35	BA	2447	G	N3-C2-N2	-7.11	114.92	119.90
1	AA	589	C	O4'-C1'-N1	-7.11	102.51	108.20
1	AA	750	G	C3'-C2'-C1'	-7.11	95.81	101.50
1	AA	1067	A	N1-C2-N3	-7.11	125.75	129.30
1	AA	1152	A	C4-C5-C6	-7.11	113.45	117.00
1	AA	1264	C	C3'-C2'-C1'	7.11	107.19	101.50
1	AA	1366	C	C5-C4-N4	-7.11	115.22	120.20
48	BQ	138	ASP	CB-CG-OD1	-7.11	111.90	118.30
1	AA	343	U	C5-C4-O4	-7.11	121.64	125.90
35	BA	109	G	C5-C6-N1	7.11	115.05	111.50
35	BA	2147	G	C5-N7-C8	-7.11	100.75	104.30
35	BA	2351	G	C4-C5-N7	-7.10	107.96	110.80
1	AA	150	C	C2-N3-C4	-7.10	116.35	119.90
1	AA	1383	C	N3-C2-O2	7.10	126.87	121.90
35	BA	49	A	C2'-C3'-O3'	7.10	125.13	109.50
35	BA	722	A	N1-C2-N3	7.10	132.85	129.30
35	BA	1228	G	N9-C4-C5	7.10	108.24	105.40
35	BA	1916	A	C5-C6-N1	-7.10	114.15	117.70
35	BA	2428	G	N1-C2-N2	7.10	122.59	116.20
1	AA	564	C	C6-N1-C2	-7.10	117.46	120.30
1	AA	1071	C	C6-N1-C2	-7.10	117.46	120.30
35	BA	859	G	N3-C2-N2	-7.10	114.93	119.90
35	BA	2094	G	N3-C4-C5	7.10	132.15	128.60
1	AA	926	G	C5-C6-N1	-7.10	107.95	111.50
1	AA	1499	A	O4'-C1'-N9	7.10	113.88	108.20
35	BA	644	A	N1-C2-N3	-7.10	125.75	129.30
35	BA	977	G	N1-C6-O6	-7.10	115.64	119.90
35	BA	1818	U	C5'-C4'-C3'	-7.10	104.64	116.00
40	BF	191	ARG	NE-CZ-NH2	-7.10	116.75	120.30
1	AA	230	G	C4-C5-N7	-7.10	107.96	110.80
1	AA	445	G	C4-C5-N7	7.10	113.64	110.80
1	AA	1012	U	C3'-C2'-C1'	7.10	107.18	101.50
36	BB	115	G	N3-C4-N9	7.10	130.26	126.00

Continued on next page...

Continued from previous page...

Mol	Chain	Res	Type	Atoms	Z	Observed(°)	Ideal(°)
1	AA	200	G	C5-N7-C8	7.09	107.85	104.30
35	BA	2242	G	N1-C6-O6	-7.09	115.64	119.90
35	BA	1671	U	O4'-C1'-N1	-7.09	102.53	108.20
1	AA	339	C	C3'-C2'-C1'	-7.09	95.83	101.50
35	BA	271(T)	C	N3-C4-C5	7.09	124.74	121.90
35	BA	408	G	C5-C6-O6	-7.09	124.34	128.60
35	BA	1122	G	C5-N7-C8	-7.09	100.75	104.30
35	BA	1470	G	C5-C6-N1	7.09	115.05	111.50
35	BA	2540	C	C6-N1-C2	7.09	123.14	120.30
35	BA	2792	G	C4-C5-N7	7.09	113.64	110.80
1	AA	352	C	C2-N3-C4	-7.09	116.36	119.90
1	AA	688	G	N9-C4-C5	-7.09	102.56	105.40
35	BA	94(A)	G	C2-N3-C4	7.09	115.44	111.90
1	AA	1183	A	N7-C8-N9	-7.09	110.26	113.80
35	BA	750	A	C8-N9-C4	-7.09	102.97	105.80
35	BA	2134	A	C2-N3-C4	-7.09	107.06	110.60
1	AA	577	G	C5-C6-O6	-7.08	124.35	128.60
1	AA	724	G	C5-C6-O6	-7.08	124.35	128.60
1	AA	1467	G	N1-C6-O6	-7.08	115.65	119.90
6	AF	36	ARG	NE-CZ-NH1	-7.08	116.76	120.30
1	AA	26	A	O4'-C1'-N9	-7.08	102.53	108.20
1	AA	1075	C	N3-C2-O2	7.08	126.86	121.90
1	AA	1222	G	C6-C5-N7	-7.08	126.15	130.40
35	BA	1260	G	N1-C6-O6	7.08	124.15	119.90
1	AA	191	G	C2-N3-C4	-7.08	108.36	111.90
35	BA	1914	C	O4'-C1'-N1	7.08	113.86	108.20
35	BA	2403	C	C4-C5-C6	-7.08	113.86	117.40
35	BA	2581	G	O4'-C4'-C3'	7.08	111.77	106.10
35	BA	2839	G	N1-C2-N3	7.08	128.15	123.90
1	AA	274	A	C8-N9-C4	-7.08	102.97	105.80
35	BA	2540	C	C4-C5-C6	-7.08	113.86	117.40
1	AA	1422	G	N3-C4-C5	7.08	132.14	128.60
35	BA	631	A	N7-C8-N9	7.08	117.34	113.80
1	AA	679	C	C6-N1-C2	-7.08	117.47	120.30
1	AA	545	C	N1-C1'-C2'	-7.07	104.22	112.00
1	AA	893	C	N3-C4-C5	-7.07	119.07	121.90
35	BA	422	A	C1'-O4'-C4'	7.07	115.56	109.90
35	BA	654(L)	G	N1-C6-O6	7.07	124.14	119.90
35	BA	669	G	C5-C6-N1	7.07	115.04	111.50
35	BA	1757	U	N3-C4-O4	7.07	124.35	119.40
1	AA	700	G	N9-C1'-C2'	-7.07	104.22	112.00
35	BA	687	C	N1-C2-O2	7.07	123.14	118.90

Continued on next page...

Continued from previous page...

Mol	Chain	Res	Type	Atoms	Z	Observed(°)	Ideal(°)
1	AA	254	G	C4-C5-N7	-7.07	107.97	110.80
1	AA	900	A	N1-C2-N3	7.07	132.84	129.30
22	AV	39	C	C2-N3-C4	7.07	123.44	119.90
35	BA	1177	A	C4-C5-C6	-7.07	113.47	117.00
35	BA	2543	G	N9-C4-C5	7.07	108.23	105.40
1	AA	1056	U	N3-C2-O2	-7.07	117.25	122.20
35	BA	2463	C	C5-C6-N1	-7.07	117.47	121.00
1	AA	972	C	C5-C4-N4	-7.07	115.25	120.20
35	BA	595	C	C6-N1-C2	-7.07	117.47	120.30
35	BA	2032	G	C4-C5-C6	-7.07	114.56	118.80
35	BA	2469	A	C4-C5-N7	7.07	114.23	110.70
35	BA	1080	C	C5-C6-N1	-7.07	117.47	121.00
35	BA	1825	A	C6-N1-C2	-7.07	114.36	118.60
35	BA	2222	G	C8-N9-C4	-7.07	103.57	106.40
1	AA	617	G	C5-N7-C8	-7.06	100.77	104.30
1	AA	808	C	C4-C5-C6	-7.06	113.87	117.40
1	AA	1332	A	N7-C8-N9	-7.06	110.27	113.80
35	BA	2728	U	C1'-O4'-C4'	-7.06	104.25	109.90
1	AA	1527	C	C4-C5-C6	7.06	120.93	117.40
35	BA	676	A	C8-N9-C4	7.06	108.62	105.80
35	BA	866	A	C8-N9-C4	7.06	108.62	105.80
1	AA	827	U	O4'-C1'-N1	7.06	113.85	108.20
11	AK	85	ARG	NE-CZ-NH2	-7.06	116.77	120.30
35	BA	1645	G	C5-C6-O6	7.06	132.84	128.60
35	BA	2624	G	C8-N9-C4	7.06	109.22	106.40
35	BA	189	G	N9-C1'-C2'	-7.06	104.24	112.00
35	BA	1465	G	C4-C5-N7	-7.06	107.98	110.80
35	BA	1552	G	C8-N9-C4	-7.06	103.58	106.40
35	BA	1566	A	C2-N3-C4	7.06	114.13	110.60
35	BA	1623	G	C6-C5-N7	7.06	134.63	130.40
36	BB	30	C	C6-N1-C2	-7.06	117.48	120.30
35	BA	2679	A	N1-C2-N3	7.06	132.83	129.30
1	AA	1102	A	N7-C8-N9	-7.05	110.27	113.80
35	BA	2505	G	O4'-C1'-N9	7.05	113.84	108.20
1	AA	723	U	O4'-C1'-N1	7.05	113.84	108.20
22	AV	1	C	C6-N1-C2	7.05	123.12	120.30
35	BA	2089	U	O4'-C1'-N1	7.05	113.84	108.20
35	BA	2785	C	C5-C6-N1	7.05	124.53	121.00
35	BA	471	A	C5-C6-N1	-7.05	114.17	117.70
22	AV	26	G	C5-C6-N1	-7.05	107.98	111.50
35	BA	654(M)	C	N1-C2-O2	7.05	123.13	118.90
34	B9	19	ARG	NE-CZ-NH2	-7.05	116.78	120.30

Continued on next page...

Continued from previous page...

Mol	Chain	Res	Type	Atoms	Z	Observed(°)	Ideal(°)
35	BA	228	A	N1-C2-N3	-7.05	125.78	129.30
35	BA	710	G	N7-C8-N9	7.05	116.62	113.10
1	AA	83	U	N1-C2-O2	7.05	127.73	122.80
15	AO	72	ARG	NE-CZ-NH2	-7.05	116.78	120.30
35	BA	382	G	C2-N3-C4	-7.05	108.38	111.90
35	BA	649	G	C5-N7-C8	-7.05	100.78	104.30
35	BA	1153	C	C4-C5-C6	-7.04	113.88	117.40
1	AA	1064	G	N9-C1'-C2'	7.04	123.16	114.00
35	BA	147	U	N1-C2-O2	7.04	127.73	122.80
35	BA	177	G	C5-N7-C8	-7.04	100.78	104.30
35	BA	518	G	C2-N3-C4	7.04	115.42	111.90
35	BA	1941	C	C5-C4-N4	7.04	125.13	120.20
35	BA	2469	A	N7-C8-N9	7.04	117.32	113.80
1	AA	573	A	N1-C6-N6	-7.04	114.38	118.60
35	BA	397	G	C2-N3-C4	7.04	115.42	111.90
35	BA	463	G	N3-C4-N9	7.04	130.22	126.00
35	BA	2524	G	C6-C5-N7	-7.04	126.17	130.40
36	BB	18	G	N3-C4-C5	-7.04	125.08	128.60
1	AA	216	G	C5-N7-C8	-7.04	100.78	104.30
1	AA	375	U	N3-C4-O4	-7.04	114.47	119.40
35	BA	2197	U	C4-C5-C6	-7.04	115.48	119.70
1	AA	1424	C	C4-C5-C6	-7.04	113.88	117.40
35	BA	2663	G	C6-N1-C2	7.04	129.32	125.10
1	AA	715	A	O4'-C1'-N9	7.03	113.83	108.20
1	AA	1026	G	O4'-C1'-N9	7.03	113.83	108.20
1	AA	1183	A	C2-N3-C4	-7.03	107.08	110.60
35	BA	200	U	N3-C2-O2	-7.03	117.28	122.20
35	BA	497	A	N1-C2-N3	-7.03	125.78	129.30
35	BA	537	C	O5'-P-OP2	-7.03	99.37	105.70
35	BA	1176	G	C6-C5-N7	7.03	134.62	130.40
35	BA	1642	G	N3-C4-N9	-7.03	121.78	126.00
35	BA	2381	C	C6-N1-C2	7.03	123.11	120.30
35	BA	2724	C	C4-C5-C6	7.03	120.92	117.40
1	AA	402	G	N9-C4-C5	-7.03	102.59	105.40
35	BA	145	G	C2-N3-C4	-7.03	108.38	111.90
35	BA	714	U	C4-C5-C6	-7.03	115.48	119.70
35	BA	384	U	C1'-O4'-C4'	-7.03	104.28	109.90
35	BA	615	G	C4-C5-N7	7.03	113.61	110.80
35	BA	2388	A	N9-C4-C5	7.03	108.61	105.80
36	BB	119	G	C6-N1-C2	-7.03	120.88	125.10
35	BA	2159	G	N9-C4-C5	7.03	108.21	105.40
1	AA	1412	C	C6-N1-C2	7.03	123.11	120.30

Continued on next page...

Continued from previous page...

Mol	Chain	Res	Type	Atoms	Z	Observed(°)	Ideal(°)
35	BA	104	U	C2-N3-C4	-7.03	122.78	127.00
35	BA	292	C	N3-C4-C5	7.03	124.71	121.90
35	BA	371	A	C5-C6-N1	7.03	121.21	117.70
35	BA	849	A	C6-N1-C2	-7.03	114.38	118.60
35	BA	2722	G	C4-C5-C6	7.03	123.02	118.80
35	BA	2035	G	O4'-C4'-C3'	7.03	111.72	106.10
35	BA	2526	G	C2-N3-C4	7.03	115.41	111.90
35	BA	2663	G	N3-C4-C5	7.02	132.11	128.60
1	AA	260	G	O4'-C4'-C3'	7.02	111.72	106.10
22	AV	43	A	N1-C2-N3	7.02	132.81	129.30
35	BA	65	C	N3-C2-O2	-7.02	116.98	121.90
35	BA	1457	A	O4'-C1'-N9	-7.02	102.58	108.20
35	BA	2516	G	N9-C4-C5	-7.02	102.59	105.40
1	AA	1277	C	N1-C1'-C2'	-7.02	104.28	112.00
35	BA	632	A	C8-N9-C4	-7.02	102.99	105.80
35	BA	2163	C	N1-C2-O2	-7.02	114.69	118.90
14	AN	19	ARG	NE-CZ-NH1	-7.02	116.79	120.30
35	BA	584	C	C5-C4-N4	-7.02	115.29	120.20
35	BA	1096	A	O5'-P-OP1	-7.02	99.38	105.70
35	BA	1817	G	C5-N7-C8	-7.02	100.79	104.30
35	BA	2044	C	N3-C2-O2	-7.02	116.99	121.90
35	BA	731	C	N3-C4-C5	7.02	124.71	121.90
35	BA	873	G	O4'-C1'-N9	7.02	113.81	108.20
35	BA	145	G	N1-C2-N3	7.01	128.11	123.90
35	BA	580	C	C5-C6-N1	7.01	124.51	121.00
35	BA	718	A	C6-C5-N7	7.01	137.21	132.30
35	BA	1957	C	N3-C2-O2	-7.01	116.99	121.90
35	BA	241	A	C8-N9-C4	7.01	108.61	105.80
35	BA	391	G	N3-C4-C5	-7.01	125.09	128.60
35	BA	2175	C	C6-N1-C2	7.01	123.11	120.30
1	AA	809	G	C5'-C4'-O4'	-7.01	100.69	109.10
35	BA	2589	A	C4-C5-N7	7.01	114.21	110.70
1	AA	1065	U	O4'-C1'-N1	7.01	113.81	108.20
35	BA	15	G	C2-N3-C4	-7.01	108.39	111.90
35	BA	629	G	C5-N7-C8	-7.01	100.80	104.30
35	BA	2190	G	C4-C5-N7	7.01	113.60	110.80
35	BA	2293	C	C5-C6-N1	7.01	124.50	121.00
35	BA	117	G	C5-C6-O6	-7.01	124.39	128.60
35	BA	474	G	C5-C6-O6	7.01	132.81	128.60
35	BA	1478	G	N7-C8-N9	7.01	116.60	113.10
1	AA	755	G	N9-C4-C5	7.01	108.20	105.40
35	BA	780	G	C8-N9-C4	7.01	109.20	106.40

Continued on next page...

Continued from previous page...

Mol	Chain	Res	Type	Atoms	Z	Observed(°)	Ideal(°)
35	BA	905	U	C5-C4-O4	-7.01	121.70	125.90
35	BA	912	C	C5-C4-N4	-7.01	115.30	120.20
35	BA	386	G	C8-N9-C4	-7.00	103.60	106.40
35	BA	58	G	C5-C6-N1	7.00	115.00	111.50
35	BA	331	A	C5-C6-N1	-7.00	114.20	117.70
35	BA	444	C	N3-C4-C5	-7.00	119.10	121.90
35	BA	2040	C	N3-C4-C5	-7.00	119.10	121.90
35	BA	2445	G	C8-N9-C4	7.00	109.20	106.40
35	BA	2637	U	C5-C4-O4	-7.00	121.70	125.90
1	AA	1377	A	C4-C5-C6	7.00	120.50	117.00
35	BA	2320	A	C5-C6-N1	7.00	121.20	117.70
37	BC	111	PHE	CB-CG-CD1	7.00	125.70	120.80
1	AA	674	G	C5-C6-O6	7.00	132.80	128.60
1	AA	974	A	N7-C8-N9	7.00	117.30	113.80
35	BA	1590	U	C5-C4-O4	-7.00	121.70	125.90
35	BA	2594	C	O4'-C1'-N1	7.00	113.80	108.20
35	BA	129	C	N3-C4-N4	7.00	122.90	118.00
35	BA	505	A	O4'-C1'-N9	7.00	113.80	108.20
35	BA	1748	G	C4-C5-N7	7.00	113.60	110.80
1	AA	650	G	O5'-P-OP1	-7.00	99.41	105.70
35	BA	2103	C	C4-C5-C6	7.00	120.90	117.40
1	AA	268	C	C6-N1-C2	-6.99	117.50	120.30
35	BA	23	G	O4'-C1'-N9	-6.99	102.61	108.20
35	BA	297	C	C2-N3-C4	-6.99	116.40	119.90
1	AA	1447	A	O4'-C1'-N9	6.99	113.79	108.20
1	AA	46	G	N1-C6-O6	-6.99	115.71	119.90
6	AF	46	ARG	NE-CZ-NH1	-6.99	116.81	120.30
35	BA	809	G	N3-C4-N9	6.99	130.19	126.00
35	BA	1470	G	N1-C6-O6	-6.99	115.71	119.90
35	BA	1817	G	N9-C4-C5	-6.99	102.60	105.40
35	BA	272(J)	C	C2-N3-C4	-6.99	116.41	119.90
35	BA	596	G	C5-C6-O6	6.99	132.79	128.60
35	BA	1401	G	O4'-C1'-N9	6.99	113.79	108.20
35	BA	1753	G	C8-N9-C4	-6.99	103.61	106.40
1	AA	287	U	C5-C6-N1	6.99	126.19	122.70
35	BA	739	G	C5-N7-C8	6.99	107.79	104.30
35	BA	1414	G	N9-C4-C5	-6.99	102.61	105.40
35	BA	1565	C	N3-C2-O2	-6.99	117.01	121.90
35	BA	1838	C	N1-C2-N3	6.99	124.09	119.20
35	BA	2633	G	C5-N7-C8	-6.99	100.81	104.30
1	AA	1099	G	C6-N1-C2	-6.98	120.91	125.10
35	BA	1057	A	C1'-O4'-C4'	6.98	115.49	109.90

Continued on next page...

Continued from previous page...

Mol	Chain	Res	Type	Atoms	Z	Observed(°)	Ideal(°)
35	BA	1704	G	C4-C5-N7	-6.98	108.01	110.80
35	BA	2607	G	N7-C8-N9	6.98	116.59	113.10
1	AA	1133	G	N1-C6-O6	-6.98	115.71	119.90
35	BA	18	C	C5-C6-N1	6.98	124.49	121.00
35	BA	1466	G	C6-C5-N7	-6.98	126.21	130.40
35	BA	316	C	N3-C4-N4	-6.98	113.11	118.00
1	AA	1407	C	C2-N3-C4	-6.98	116.41	119.90
35	BA	654(L)	G	C6-N1-C2	6.98	129.29	125.10
35	BA	1019	U	C2-N3-C4	-6.98	122.81	127.00
35	BA	2462	U	N3-C4-O4	6.98	124.28	119.40
1	AA	242	C	C5-C4-N4	-6.98	115.32	120.20
1	AA	291	C	C5-C6-N1	-6.98	117.51	121.00
1	AA	755	G	C5-C6-N1	-6.98	108.01	111.50
35	BA	1257	C	N3-C4-C5	6.98	124.69	121.90
36	BB	26	A	C5-C6-N1	-6.98	114.21	117.70
1	AA	137	C	N1-C2-O2	6.97	123.08	118.90
1	AA	426	G	C2-N3-C4	6.97	115.39	111.90
1	AA	663	A	N1-C6-N6	6.97	122.78	118.60
35	BA	140	G	C6-C5-N7	6.97	134.59	130.40
1	AA	1196	U	O4'-C1'-N1	6.97	113.78	108.20
35	BA	82	G	C8-N9-C4	-6.97	103.61	106.40
35	BA	790	C	C6-N1-C2	-6.97	117.51	120.30
35	BA	1694	C	C6-N1-C2	6.97	123.09	120.30
35	BA	1960	A	O4'-C1'-N9	-6.97	102.62	108.20
35	BA	2633	G	C8-N9-C4	-6.97	103.61	106.40
1	AA	445	G	C5-N7-C8	-6.97	100.81	104.30
35	BA	973	A	C6-N1-C2	6.97	122.78	118.60
35	BA	1487	G	O4'-C1'-N9	6.97	113.78	108.20
1	AA	1398	A	O4'-C1'-N9	-6.97	102.63	108.20
35	BA	487	C	N3-C4-C5	-6.97	119.11	121.90
35	BA	1753	G	C4-C5-N7	-6.97	108.01	110.80
35	BA	1089	G	N1-C6-O6	6.97	124.08	119.90
35	BA	1610	A	O4'-C4'-C3'	6.97	111.67	106.10
35	BA	1811	G	N3-C2-N2	6.97	124.78	119.90
1	AA	903	G	C6-C5-N7	-6.96	126.22	130.40
1	AA	1171	G	N1-C2-N3	-6.96	119.72	123.90
35	BA	349	G	C2-N3-C4	6.96	115.38	111.90
35	BA	627	A	C5-C6-N6	6.96	129.27	123.70
35	BA	1442	G	C4-C5-N7	-6.96	108.01	110.80
35	BA	2024	G	C5-N7-C8	-6.96	100.82	104.30
1	AA	852	G	C4-C5-N7	6.96	113.58	110.80
1	AA	992	U	O4'-C1'-N1	6.96	113.77	108.20

Continued on next page...

Continued from previous page...

Mol	Chain	Res	Type	Atoms	Z	Observed(°)	Ideal(°)
35	BA	330	A	O4'-C1'-N9	6.96	113.77	108.20
35	BA	997	G	C5-C6-N1	6.96	114.98	111.50
35	BA	2750	A	N7-C8-N9	-6.96	110.32	113.80
36	BB	72	G	O4'-C1'-N9	-6.96	102.63	108.20
1	AA	635	G	O4'-C1'-N9	-6.96	102.63	108.20
1	AA	1340	A	N9-C4-C5	6.96	108.58	105.80
35	BA	2069	G	C4-C5-N7	-6.96	108.02	110.80
1	AA	405	U	N3-C4-O4	6.96	124.27	119.40
1	AA	825	G	N9-C4-C5	6.96	108.18	105.40
35	BA	1929	G	O4'-C1'-N9	-6.96	102.63	108.20
1	AA	1127	G	C2-N3-C4	6.96	115.38	111.90
35	BA	103	A	C2-N3-C4	-6.96	107.12	110.60
35	BA	2201	C	N3-C4-N4	6.96	122.87	118.00
1	AA	1445	C	C2-N3-C4	6.95	123.38	119.90
35	BA	390	A	N7-C8-N9	6.95	117.28	113.80
35	BA	1647	G	N7-C8-N9	6.95	116.58	113.10
35	BA	2266	A	C5-N7-C8	-6.95	100.42	103.90
1	AA	737	A	C8-N9-C4	-6.95	103.02	105.80
35	BA	622	G	C8-N9-C4	-6.95	103.62	106.40
35	BA	1317	A	C8-N9-C4	-6.95	103.02	105.80
35	BA	2046	G	N1-C2-N3	6.95	128.07	123.90
35	BA	2349	G	C5-N7-C8	6.95	107.78	104.30
1	AA	633	G	C4-C5-N7	-6.95	108.02	110.80
1	AA	1297	C	C5-C6-N1	6.95	124.47	121.00
1	AA	1071	C	N1-C2-O2	-6.95	114.73	118.90
35	BA	536	A	N9-C1'-C2'	-6.95	104.36	112.00
1	AA	10	A	N1-C2-N3	6.95	132.77	129.30
1	AA	371	G	C4-C5-N7	6.95	113.58	110.80
1	AA	545	C	C5'-C4'-C3'	6.95	127.11	116.00
35	BA	103	A	C4-C5-N7	-6.95	107.23	110.70
35	BA	1990	C	C5-C6-N1	-6.95	117.53	121.00
35	BA	2531	A	C5-C6-N6	6.95	129.26	123.70
35	BA	2657	A	O4'-C1'-N9	-6.95	102.64	108.20
54	BW	77	ASP	CB-CG-OD2	6.95	124.55	118.30
1	AA	640	A	C8-N9-C4	6.94	108.58	105.80
1	AA	798	G	N1-C6-O6	-6.94	115.73	119.90
1	AA	1230	C	C2-N3-C4	-6.94	116.43	119.90
35	BA	2169	A	N9-C4-C5	-6.94	103.02	105.80
35	BA	2250	G	C2-N3-C4	-6.94	108.43	111.90
35	BA	261	G	C8-N9-C4	-6.94	103.62	106.40
1	AA	916	G	N3-C4-C5	-6.94	125.13	128.60
1	AA	956	U	O4'-C1'-N1	6.94	113.75	108.20

Continued on next page...

Continued from previous page...

Mol	Chain	Res	Type	Atoms	Z	Observed(°)	Ideal(°)
22	AV	17	C	C5-C4-N4	-6.94	115.34	120.20
35	BA	1666	G	O4'-C1'-N9	6.94	113.75	108.20
35	BA	1814	G	N7-C8-N9	6.94	116.57	113.10
35	BA	2404	C	N1-C2-O2	6.94	123.06	118.90
36	BB	17	C	N3-C2-O2	-6.94	117.04	121.90
1	AA	1406	U	N3-C4-C5	-6.94	110.44	114.60
35	BA	1491	G	C5-C6-N1	6.94	114.97	111.50
1	AA	1274	G	C2-N3-C4	6.94	115.37	111.90
35	BA	1809	A	C4-C5-N7	6.94	114.17	110.70
1	AA	25	C	C3'-C2'-C1'	-6.93	95.95	101.50
1	AA	227	G	C8-N9-C4	6.93	109.17	106.40
1	AA	1063	C	N3-C4-N4	6.93	122.86	118.00
35	BA	258	G	N7-C8-N9	-6.93	109.63	113.10
35	BA	1459	G	C6-C5-N7	-6.93	126.24	130.40
35	BA	2640	G	N3-C4-C5	6.93	132.07	128.60
36	BB	42	C	C5-C6-N1	-6.93	117.53	121.00
1	AA	628	G	N9-C4-C5	6.93	108.17	105.40
1	AA	777	A	N9-C4-C5	6.93	108.57	105.80
1	AA	878	G	N3-C4-N9	-6.93	121.84	126.00
35	BA	154(A)	C	O4'-C1'-N1	-6.93	102.65	108.20
35	BA	2846	G	C2-N3-C4	6.93	115.37	111.90
1	AA	227	G	N7-C8-N9	-6.93	109.63	113.10
1	AA	1015	A	C8-N9-C4	-6.93	103.03	105.80
35	BA	2447	G	C4-C5-N7	-6.93	108.03	110.80
1	AA	191	G	N1-C2-N3	6.93	128.06	123.90
35	BA	1910	G	N7-C8-N9	-6.93	109.64	113.10
35	BA	2443	C	N1-C2-O2	6.93	123.06	118.90
1	AA	446	G	C5-N7-C8	-6.93	100.84	104.30
35	BA	467	G	C5-C6-O6	-6.93	124.44	128.60
35	BA	2280	G	N3-C2-N2	6.93	124.75	119.90
36	BB	49	C	N3-C4-N4	-6.93	113.15	118.00
1	AA	16	A	C4-C5-N7	6.93	114.16	110.70
19	AS	37	ARG	NE-CZ-NH2	-6.93	116.84	120.30
35	BA	2555	U	C4-C5-C6	6.93	123.86	119.70
1	AA	505	G	C5-C6-O6	-6.92	124.44	128.60
1	AA	825	G	N7-C8-N9	-6.92	109.64	113.10
35	BA	710	G	C6-N1-C2	-6.92	120.94	125.10
35	BA	2148	G	C5-C6-O6	6.92	132.75	128.60
1	AA	508	C	C2-N3-C4	-6.92	116.44	119.90
1	AA	632	A	N1-C2-N3	6.92	132.76	129.30
35	BA	429	A	C2-N3-C4	6.92	114.06	110.60
35	BA	1792	G	C5-C6-O6	6.92	132.75	128.60

Continued on next page...

Continued from previous page...

Mol	Chain	Res	Type	Atoms	Z	Observed(°)	Ideal(°)
1	AA	917	G	C5-C6-N1	6.92	114.96	111.50
35	BA	147	U	N3-C2-O2	-6.92	117.36	122.20
35	BA	799	G	C2-N3-C4	-6.92	108.44	111.90
35	BA	2123	G	C6-C5-N7	-6.92	126.25	130.40
35	BA	2522	U	C5-C6-N1	-6.92	119.24	122.70
35	BA	853	G	C8-N9-C4	6.92	109.17	106.40
35	BA	2685	G	C4-C5-N7	6.92	113.57	110.80
35	BA	582	G	N3-C2-N2	6.92	124.74	119.90
35	BA	2864	G	C5-C6-O6	6.92	132.75	128.60
1	AA	1467	G	C5-N7-C8	-6.92	100.84	104.30
35	BA	462	C	C6-N1-C2	-6.92	117.53	120.30
35	BA	2394	C	N3-C4-C5	-6.92	119.13	121.90
35	BA	87	C	N3-C4-C5	-6.91	119.14	121.90
35	BA	808	G	C5-C6-N1	6.91	114.96	111.50
35	BA	874	G	N3-C4-C5	6.91	132.06	128.60
35	BA	1032	A	C4-C5-C6	-6.91	113.54	117.00
35	BA	2509	G	C8-N9-C4	6.91	109.17	106.40
35	BA	2642	G	C2-N3-C4	-6.91	108.44	111.90
35	BA	637	A	C4-C5-N7	-6.91	107.24	110.70
36	BB	60	C	C5-C4-N4	6.91	125.04	120.20
1	AA	554	C	N1-C2-O2	-6.91	114.75	118.90
1	AA	604	G	N7-C8-N9	6.91	116.56	113.10
1	AA	644	G	C8-N9-C4	6.91	109.16	106.40
35	BA	118	A	C5-C6-N6	6.91	129.23	123.70
35	BA	905	U	N3-C4-O4	6.91	124.24	119.40
22	AV	15	G	C8-N9-C4	-6.91	103.64	106.40
35	BA	188	G	N7-C8-N9	6.91	116.55	113.10
1	AA	916	G	C6-C5-N7	-6.91	126.26	130.40
1	AA	1442	G	N1-C2-N3	-6.91	119.76	123.90
1	AA	366	C	C6-N1-C2	-6.91	117.54	120.30
35	BA	92	A	N1-C2-N3	6.91	132.75	129.30
35	BA	735	A	C8-N9-C4	6.91	108.56	105.80
35	BA	1182	A	C2-N3-C4	6.91	114.05	110.60
1	AA	813	U	C5-C4-O4	-6.90	121.76	125.90
35	BA	2151	G	N1-C6-O6	-6.90	115.76	119.90
35	BA	2383	G	C6-N1-C2	-6.90	120.96	125.10
49	BR	33	ARG	NE-CZ-NH1	6.90	123.75	120.30
9	AI	91	ASP	CB-CG-OD1	-6.90	112.09	118.30
35	BA	135	G	C8-N9-C4	6.90	109.16	106.40
35	BA	876	C	N3-C4-C5	6.90	124.66	121.90
35	BA	1648	C	N3-C4-C5	-6.90	119.14	121.90
1	AA	1031	G	N1-C2-N3	6.90	128.04	123.90

Continued on next page...

Continued from previous page...

Mol	Chain	Res	Type	Atoms	Z	Observed(°)	Ideal(°)
35	BA	1685	C	C6-N1-C2	-6.90	117.54	120.30
1	AA	627	G	C2-N3-C4	6.90	115.35	111.90
35	BA	987	G	C4-C5-N7	6.90	113.56	110.80
35	BA	2842	G	N3-C4-N9	-6.90	121.86	126.00
1	AA	682	G	C8-N9-C4	6.89	109.16	106.40
1	AA	824	C	C4-C5-C6	6.89	120.85	117.40
9	AI	114	TYR	CB-CG-CD2	-6.89	116.86	121.00
35	BA	1984	G	N9-C4-C5	6.89	108.16	105.40
1	AA	144	G	C8-N9-C4	-6.89	103.64	106.40
1	AA	147	G	C5-N7-C8	6.89	107.75	104.30
35	BA	654(J)	A	C4-C5-C6	-6.89	113.55	117.00
1	AA	52	G	N3-C2-N2	6.89	124.72	119.90
1	AA	560	U	O4'-C1'-N1	-6.89	102.69	108.20
35	BA	804	A	O4'-C1'-N9	6.89	113.71	108.20
35	BA	1503	U	C5-C6-N1	-6.89	119.26	122.70
35	BA	2695	C	C2-N3-C4	-6.89	116.45	119.90
35	BA	176	G	C8-N9-C4	6.89	109.16	106.40
35	BA	271(S)	G	C6-C5-N7	-6.89	126.27	130.40
1	AA	1265	G	N3-C4-N9	-6.89	121.87	126.00
23	AX	19	U	C3'-C2'-C1'	6.89	107.01	101.50
35	BA	1410	G	C5-N7-C8	-6.89	100.86	104.30
35	BA	2442	C	C5-C4-N4	-6.89	115.38	120.20
35	BA	2873	A	N7-C8-N9	-6.89	110.36	113.80
38	BD	168	ARG	NE-CZ-NH1	6.89	123.74	120.30
35	BA	2398	U	C5-C6-N1	6.88	126.14	122.70
35	BA	2472	G	N3-C4-C5	6.88	132.04	128.60
1	AA	442	C	C4-C5-C6	6.88	120.84	117.40
1	AA	1224	G	C4-C5-N7	-6.88	108.05	110.80
22	AV	5	G	C8-N9-C4	-6.88	103.65	106.40
35	BA	295	G	C5-C6-O6	6.88	132.73	128.60
35	BA	451	C	C6-N1-C2	6.88	123.05	120.30
35	BA	1393	A	C4-C5-C6	6.88	120.44	117.00
35	BA	975	C	C2-N3-C4	-6.88	116.46	119.90
35	BA	1776	G	C5-N7-C8	6.88	107.74	104.30
1	AA	151	A	C4-C5-N7	6.88	114.14	110.70
1	AA	1030(A)	G	N1-C6-O6	6.88	124.03	119.90
35	BA	2453	A	N1-C2-N3	-6.88	125.86	129.30
1	AA	250	A	C5-C6-N6	-6.88	118.20	123.70
20	AT	8	ARG	NE-CZ-NH1	-6.88	116.86	120.30
35	BA	366	C	C4-C5-C6	6.88	120.84	117.40
35	BA	931	G	C5-C6-O6	6.88	132.73	128.60
35	BA	1336	A	N1-C6-N6	6.88	122.73	118.60

Continued on next page...

Continued from previous page...

Mol	Chain	Res	Type	Atoms	Z	Observed(°)	Ideal(°)
35	BA	1764	G	N1-C2-N3	6.88	128.03	123.90
35	BA	2621	A	N9-C4-C5	6.88	108.55	105.80
6	AF	77	ARG	NE-CZ-NH1	-6.88	116.86	120.30
35	BA	16	G	C5-C6-O6	6.88	132.73	128.60
1	AA	262	A	C5-N7-C8	6.88	107.34	103.90
35	BA	2126	A	C6-C5-N7	-6.88	127.49	132.30
35	BA	2648	C	C2-N3-C4	6.88	123.34	119.90
36	BB	26	A	C6-N1-C2	6.88	122.72	118.60
1	AA	563	A	N7-C8-N9	-6.87	110.36	113.80
35	BA	573	G	C5-C6-N1	6.87	114.94	111.50
1	AA	8	A	N9-C4-C5	6.87	108.55	105.80
35	BA	1999	C	N3-C4-C5	6.87	124.65	121.90
35	BA	2087	G	N9-C4-C5	-6.87	102.65	105.40
1	AA	282	A	C8-N9-C4	6.87	108.55	105.80
1	AA	461	A	N1-C6-N6	-6.87	114.48	118.60
1	AA	1048	G	N1-C6-O6	6.87	124.02	119.90
1	AA	1304	G	N3-C4-C5	6.87	132.03	128.60
35	BA	522	G	C4-C5-N7	-6.87	108.05	110.80
35	BA	2478	A	C8-N9-C4	6.87	108.55	105.80
1	AA	745	C	C2-N3-C4	-6.87	116.47	119.90
1	AA	1467	G	C8-N9-C4	6.87	109.15	106.40
1	AA	524	G	N3-C4-N9	6.87	130.12	126.00
1	AA	1394	A	N9-C4-C5	6.87	108.55	105.80
1	AA	1463	C	N1-C2-N3	-6.87	114.39	119.20
32	B7	47	ARG	NE-CZ-NH1	-6.87	116.87	120.30
35	BA	11	G	C5-C6-O6	-6.87	124.48	128.60
35	BA	552	G	C6-N1-C2	-6.87	120.98	125.10
35	BA	1179	C	O4'-C1'-N1	6.87	113.69	108.20
35	BA	2501	C	C1'-O4'-C4'	-6.87	104.41	109.90
41	BG	181	ARG	NE-CZ-NH2	-6.87	116.87	120.30
1	AA	1300	G	N3-C4-C5	6.86	132.03	128.60
31	B6	10	LEU	CA-CB-CG	6.86	131.08	115.30
1	AA	830	G	N3-C4-C5	6.86	132.03	128.60
35	BA	1190	G	C4-C5-N7	6.86	113.55	110.80
36	BB	51	G	O4'-C1'-C2'	6.86	113.78	107.60
22	AV	31	G	N3-C4-C5	6.86	132.03	128.60
35	BA	1922	G	N1-C6-O6	6.86	124.02	119.90
47	BP	7	ARG	NE-CZ-NH1	6.86	123.73	120.30
1	AA	189(J)	G	C4-C5-C6	-6.86	114.69	118.80
1	AA	198	G	O5'-P-OP1	-6.86	99.53	105.70
1	AA	260	G	C5-C6-N1	6.86	114.93	111.50
35	BA	265	A	N9-C4-C5	6.86	108.54	105.80

Continued on next page...

Continued from previous page...

Mol	Chain	Res	Type	Atoms	Z	Observed(°)	Ideal(°)
35	BA	827	U	O5'-P-OP1	6.86	118.93	110.70
35	BA	2345	G	C5'-C4'-O4'	6.86	117.33	109.10
36	BB	62	C	O4'-C1'-N1	6.86	113.69	108.20
36	BB	74	U	O4'-C1'-N1	-6.86	102.71	108.20
1	AA	1354	C	O5'-P-OP2	-6.86	99.53	105.70
35	BA	658	C	C6-N1-C2	-6.86	117.56	120.30
35	BA	752	A	C4-C5-C6	6.86	120.43	117.00
35	BA	761	A	O4'-C1'-N9	6.86	113.68	108.20
36	BB	76	G	N9-C4-C5	-6.86	102.66	105.40
1	AA	1447	A	C2-N3-C4	6.85	114.03	110.60
35	BA	607	U	N3-C2-O2	-6.85	117.40	122.20
35	BA	1470	G	O4'-C1'-N9	6.85	113.68	108.20
35	BA	1774	C	O4'-C1'-N1	6.85	113.68	108.20
1	AA	1231	G	C5'-C4'-O4'	6.85	117.32	109.10
35	BA	2145	C	N3-C2-O2	6.85	126.69	121.90
35	BA	221	A	N9-C4-C5	6.85	108.54	105.80
35	BA	791	C	O4'-C1'-N1	6.85	113.68	108.20
35	BA	1000	A	C4-C5-C6	-6.85	113.58	117.00
35	BA	1288	U	C5-C6-N1	-6.85	119.28	122.70
35	BA	1531	C	C2-N3-C4	-6.85	116.47	119.90
1	AA	7	G	N7-C8-N9	6.85	116.52	113.10
1	AA	767	A	C5-C6-N6	-6.85	118.22	123.70
35	BA	219	G	C2-N3-C4	-6.85	108.48	111.90
35	BA	260	G	N9-C4-C5	-6.85	102.66	105.40
35	BA	1220	A	N9-C4-C5	6.85	108.54	105.80
47	BP	55	ARG	NE-CZ-NH2	-6.85	116.88	120.30
35	BA	1469	A	C6-N1-C2	-6.85	114.49	118.60
35	BA	1926	U	C5'-C4'-O4'	6.84	117.31	109.10
51	BT	118	ARG	NE-CZ-NH1	6.84	123.72	120.30
35	BA	2392	A	N1-C2-N3	6.84	132.72	129.30
1	AA	1106	G	C6-N1-C2	6.84	129.21	125.10
7	AG	78	ARG	NE-CZ-NH2	-6.84	116.88	120.30
16	AP	26	ARG	NE-CZ-NH2	-6.84	116.88	120.30
35	BA	589	C	C6-N1-C2	-6.84	117.56	120.30
35	BA	1073	A	N9-C4-C5	6.84	108.54	105.80
35	BA	1418	G	C5-C6-N1	-6.84	108.08	111.50
36	BB	49	C	C2-N3-C4	-6.84	116.48	119.90
1	AA	113	G	N3-C4-C5	-6.84	125.18	128.60
1	AA	472	A	C5-C6-N1	6.84	121.12	117.70
1	AA	808	C	C6-N1-C2	6.84	123.04	120.30
35	BA	866	A	C2-N3-C4	-6.84	107.18	110.60
35	BA	1609	A	C5-N7-C8	-6.84	100.48	103.90

Continued on next page...

Continued from previous page...

Mol	Chain	Res	Type	Atoms	Z	Observed(°)	Ideal(°)
35	BA	2060	A	N9-C4-C5	-6.84	103.06	105.80
35	BA	2302	G	N7-C8-N9	-6.84	109.68	113.10
35	BA	2544	G	C6-N1-C2	6.84	129.20	125.10
36	BB	78	A	C8-N9-C4	6.84	108.53	105.80
1	AA	725	G	C2-N3-C4	6.84	115.32	111.90
35	BA	774	A	N1-C2-N3	-6.84	125.88	129.30
35	BA	747	U	C5-C4-O4	-6.83	121.80	125.90
27	B2	36	ARG	NE-CZ-NH1	-6.83	116.88	120.30
35	BA	946	G	C2-N3-C4	-6.83	108.48	111.90
35	BA	2451	A	C4-C5-N7	-6.83	107.28	110.70
36	BB	114	C	C5-C4-N4	-6.83	115.42	120.20
1	AA	1238	A	N7-C8-N9	-6.83	110.38	113.80
35	BA	1227	G	C2-N3-C4	6.83	115.32	111.90
35	BA	1701	A	C8-N9-C4	-6.83	103.07	105.80
35	BA	2033	A	N7-C8-N9	-6.83	110.39	113.80
35	BA	2753	A	C5-C6-N1	6.83	121.12	117.70
1	AA	944	G	N3-C2-N2	6.83	124.68	119.90
1	AA	262	A	C4-C5-N7	-6.83	107.28	110.70
1	AA	343	U	N3-C4-O4	6.83	124.18	119.40
35	BA	1786	A	C8-N9-C4	-6.83	103.07	105.80
35	BA	1061	U	C2-N3-C4	-6.83	122.90	127.00
35	BA	1635	G	C8-N9-C4	6.83	109.13	106.40
35	BA	2291	U	C4-C5-C6	6.83	123.80	119.70
35	BA	1678	G	C4-C5-N7	-6.83	108.07	110.80
1	AA	1196	U	N3-C4-O4	-6.82	114.62	119.40
3	AC	172	ARG	NE-CZ-NH1	-6.82	116.89	120.30
35	BA	1254	A	N1-C6-N6	6.82	122.69	118.60
35	BA	2407	G	C6-N1-C2	-6.82	121.01	125.10
35	BA	2512	C	C2-N3-C4	6.82	123.31	119.90
35	BA	2543	G	C4-C5-N7	-6.82	108.07	110.80
1	AA	265	G	C5-C6-O6	-6.82	124.51	128.60
1	AA	1359	C	C5-C6-N1	6.82	124.41	121.00
35	BA	2545	G	N9-C4-C5	-6.82	102.67	105.40
1	AA	218	C	C6-N1-C2	-6.82	117.57	120.30
1	AA	576	G	N3-C2-N2	6.82	124.67	119.90
35	BA	12	U	N3-C4-O4	6.82	124.17	119.40
35	BA	1674	G	N3-C2-N2	6.82	124.67	119.90
35	BA	1860	G	O4'-C1'-N9	6.82	113.66	108.20
1	AA	1521	G	N3-C4-C5	6.82	132.01	128.60
35	BA	1133	U	N3-C4-C5	6.82	118.69	114.60
1	AA	1383	C	N1-C2-O2	-6.82	114.81	118.90
9	AI	121	ARG	NE-CZ-NH2	-6.82	116.89	120.30

Continued on next page...

Continued from previous page...

Mol	Chain	Res	Type	Atoms	Z	Observed(°)	Ideal(°)
35	BA	363(F)	A	C4-C5-C6	6.82	120.41	117.00
35	BA	476	G	C5-C6-O6	-6.82	124.51	128.60
35	BA	483	A	O4'-C1'-N9	-6.82	102.75	108.20
35	BA	2374	C	C4-C5-C6	-6.82	113.99	117.40
1	AA	542	G	C5-C6-O6	-6.82	124.51	128.60
1	AA	635	G	C6-C5-N7	-6.82	126.31	130.40
9	AI	107	ARG	NE-CZ-NH2	-6.82	116.89	120.30
35	BA	58	G	O4'-C1'-N9	6.82	113.65	108.20
35	BA	524	U	C6-N1-C2	-6.82	116.91	121.00
1	AA	732	C	C6-N1-C2	-6.81	117.57	120.30
9	AI	93	ARG	NE-CZ-NH2	-6.81	116.89	120.30
1	AA	316	G	C5-C6-N1	-6.81	108.09	111.50
35	BA	1140	C	C5-C6-N1	-6.81	117.59	121.00
35	BA	1307	A	C5-N7-C8	-6.81	100.49	103.90
35	BA	1718	G	N1-C2-N3	6.81	127.99	123.90
36	BB	53	A	C2-N3-C4	6.81	114.01	110.60
36	BB	67	G	C6-C5-N7	-6.81	126.31	130.40
1	AA	144	G	C4-C5-N7	-6.81	108.08	110.80
35	BA	152	G	O4'-C1'-N9	6.81	113.65	108.20
35	BA	171	G	N3-C4-C5	6.81	132.00	128.60
35	BA	1092	C	N1-C2-O2	6.81	122.99	118.90
35	BA	1344	G	N1-C6-O6	-6.81	115.81	119.90
35	BA	1608	A	N7-C8-N9	6.81	117.20	113.80
1	AA	225	C	C5-C4-N4	-6.81	115.44	120.20
1	AA	240	C	C2-N3-C4	-6.81	116.50	119.90
35	BA	744	G	C5-C6-N1	6.81	114.90	111.50
35	BA	756	C	C1'-O4'-C4'	-6.81	104.45	109.90
35	BA	1338	G	N3-C2-N2	6.81	124.66	119.90
35	BA	1615	C	N3-C4-C5	-6.81	119.18	121.90
35	BA	2597	G	C5-C6-O6	-6.81	124.52	128.60
35	BA	2603	G	C5-C6-N1	-6.81	108.10	111.50
35	BA	1778	U	C5-C4-O4	-6.80	121.82	125.90
35	BA	2412	A	C8-N9-C4	-6.80	103.08	105.80
35	BA	98	G	N3-C2-N2	6.80	124.66	119.90
35	BA	1885	A	C5-N7-C8	-6.80	100.50	103.90
1	AA	204	U	O4'-C1'-N1	6.80	113.64	108.20
1	AA	1051	C	C1'-O4'-C4'	-6.80	104.46	109.90
35	BA	789	A	N9-C4-C5	6.80	108.52	105.80
1	AA	236	G	C2-N3-C4	6.80	115.30	111.90
1	AA	1060	C	C2-N3-C4	6.80	123.30	119.90
1	AA	1487	G	C5-C6-O6	-6.80	124.52	128.60
35	BA	520	G	C5-C6-O6	-6.80	124.52	128.60

Continued on next page...

Continued from previous page...

Mol	Chain	Res	Type	Atoms	Z	Observed(°)	Ideal(°)
35	BA	1193	G	C6-C5-N7	6.80	134.48	130.40
35	BA	2300	G	N1-C2-N2	-6.80	110.08	116.20
35	BA	2497	A	C5-C6-N1	-6.80	114.30	117.70
35	BA	2614	A	N9-C4-C5	-6.80	103.08	105.80
1	AA	1120	G	C5-N7-C8	6.79	107.70	104.30
35	BA	422	A	C6-N1-C2	6.79	122.68	118.60
35	BA	725	G	C8-N9-C4	6.79	109.12	106.40
35	BA	777	A	N7-C8-N9	-6.79	110.40	113.80
1	AA	1259	C	N3-C4-N4	-6.79	113.25	118.00
35	BA	977	G	C2-N3-C4	6.79	115.30	111.90
35	BA	1375	C	N3-C4-C5	-6.79	119.18	121.90
35	BA	1709	U	C5-C4-O4	6.79	129.97	125.90
35	BA	1765	C	C6-N1-C2	6.79	123.02	120.30
35	BA	2047	U	C5-C4-O4	6.79	129.97	125.90
35	BA	1260	G	N3-C4-N9	-6.79	121.93	126.00
35	BA	1469	A	C5-C6-N1	6.79	121.09	117.70
1	AA	656	C	O4'-C1'-N1	-6.79	102.77	108.20
1	AA	1199	U	O4'-C1'-N1	-6.79	102.77	108.20
10	AJ	63	PHE	CB-CG-CD2	6.79	125.55	120.80
35	BA	1608	A	N9-C4-C5	6.79	108.52	105.80
35	BA	1709	U	N3-C4-O4	-6.79	114.65	119.40
35	BA	632	A	C5-N7-C8	-6.79	100.51	103.90
35	BA	1954	G	N1-C6-O6	6.79	123.97	119.90
35	BA	2768	C	C6-N1-C2	-6.79	117.59	120.30
1	AA	1408	A	N9-C1'-C2'	-6.78	104.54	112.00
1	AA	1456	G	O4'-C1'-N9	6.78	113.63	108.20
35	BA	733	G	O4'-C1'-N9	-6.78	102.77	108.20
35	BA	914	C	N1-C1'-C2'	-6.78	104.54	112.00
35	BA	1663	C	C5-C4-N4	6.78	124.95	120.20
35	BA	2182	G	N3-C2-N2	-6.78	115.15	119.90
35	BA	2313	C	C5'-C4'-O4'	-6.78	100.96	109.10
1	AA	538	G	N7-C8-N9	-6.78	109.71	113.10
1	AA	1140	C	C6-N1-C2	6.78	123.01	120.30
1	AA	1202	G	N9-C4-C5	6.78	108.11	105.40
1	AA	1494	G	C2-N3-C4	6.78	115.29	111.90
35	BA	659	C	C5-C4-N4	6.78	124.95	120.20
35	BA	1250	G	C2-N3-C4	6.78	115.29	111.90
35	BA	1567	A	N1-C2-N3	6.78	132.69	129.30
35	BA	2376	A	C5-N7-C8	-6.78	100.51	103.90
1	AA	128	G	C8-N9-C4	6.78	109.11	106.40
1	AA	1097	C	C2-N3-C4	6.78	123.29	119.90
35	BA	836	G	C8-N9-C4	6.78	109.11	106.40

Continued on next page...

Continued from previous page...

Mol	Chain	Res	Type	Atoms	Z	Observed(°)	Ideal(°)
1	AA	117	G	C6-C5-N7	-6.78	126.33	130.40
1	AA	692	U	C5-C4-O4	6.78	129.97	125.90
1	AA	877	C	C6-N1-C2	6.78	123.01	120.30
35	BA	956	G	C2-N3-C4	-6.78	108.51	111.90
35	BA	1012	U	C5-C4-O4	6.78	129.97	125.90
35	BA	2545	G	C5-C6-O6	-6.78	124.53	128.60
1	AA	1206	G	C5-C6-O6	-6.78	124.53	128.60
1	AA	1411	C	C5-C6-N1	-6.78	117.61	121.00
23	AX	20	U	C2-N3-C4	6.78	131.06	127.00
23	AX	21	C	N3-C4-C5	6.78	124.61	121.90
36	BB	51	G	N3-C4-C5	6.78	131.99	128.60
1	AA	1422	G	C8-N9-C4	6.77	109.11	106.40
8	AH	20	TYR	CB-CG-CD2	6.77	125.06	121.00
35	BA	1878	G	N3-C4-C5	-6.77	125.21	128.60
35	BA	623	G	C8-N9-C4	-6.77	103.69	106.40
35	BA	1450	G	N1-C2-N3	-6.77	119.84	123.90
1	AA	1128	C	C5-C4-N4	-6.77	115.46	120.20
35	BA	474	G	C5-N7-C8	6.77	107.69	104.30
35	BA	585	G	C2-N3-C4	-6.77	108.52	111.90
35	BA	598	G	C5-C6-O6	-6.77	124.54	128.60
35	BA	2727	G	C8-N9-C4	6.77	109.11	106.40
1	AA	412	A	C8-N9-C4	-6.77	103.09	105.80
45	BN	123	TYR	CG-CD1-CE1	6.77	126.72	121.30
1	AA	825	G	N3-C2-N2	-6.77	115.16	119.90
1	AA	831	U	N3-C4-C5	6.77	118.66	114.60
35	BA	1100	C	N1-C2-O2	6.77	122.96	118.90
35	BA	1592	C	N1-C2-O2	6.77	122.96	118.90
1	AA	594	G	C2-N3-C4	-6.76	108.52	111.90
1	AA	1502	A	C6-N1-C2	6.76	122.66	118.60
1	AA	942	G	C8-N9-C4	6.76	109.11	106.40
35	BA	522	G	N3-C4-N9	-6.76	121.94	126.00
35	BA	2665	A	O4'-C1'-N9	6.76	113.61	108.20
35	BA	125	G	C4-C5-N7	6.76	113.50	110.80
35	BA	2116	G	O4'-C1'-N9	6.76	113.61	108.20
35	BA	2199	A	C4-C5-C6	6.76	120.38	117.00
35	BA	2488	A	N9-C4-C5	6.76	108.50	105.80
1	AA	557	G	O4'-C1'-N9	6.76	113.61	108.20
1	AA	826	C	C5-C4-N4	6.76	124.93	120.20
7	AG	6	ARG	NE-CZ-NH1	-6.76	116.92	120.30
35	BA	719	C	C2-N3-C4	-6.76	116.52	119.90
35	BA	1457	A	N7-C8-N9	6.76	117.18	113.80
35	BA	1919	A	C2-N3-C4	6.76	113.98	110.60

Continued on next page...

Continued from previous page...

Mol	Chain	Res	Type	Atoms	Z	Observed(°)	Ideal(°)
57	BZ	4	ARG	NE-CZ-NH2	-6.76	116.92	120.30
35	BA	2188	C	N1-C2-O2	6.75	122.95	118.90
50	BS	71	ARG	NE-CZ-NH1	6.75	123.68	120.30
1	AA	470	C	O4'-C1'-N1	-6.75	102.80	108.20
1	AA	511	C	N3-C4-N4	-6.75	113.27	118.00
7	AG	15	ASP	CB-CG-OD2	-6.75	112.22	118.30
22	AV	1	C	N3-C4-C5	6.75	124.60	121.90
35	BA	2001	A	C8-N9-C4	6.75	108.50	105.80
35	BA	2334	G	C5-N7-C8	6.75	107.68	104.30
1	AA	525	C	C4-C5-C6	6.75	120.78	117.40
1	AA	1201	A	C6-C5-N7	6.75	137.03	132.30
35	BA	205	G	C5-N7-C8	6.75	107.68	104.30
35	BA	259	G	C6-N1-C2	-6.75	121.05	125.10
35	BA	558	G	C4-C5-N7	6.75	113.50	110.80
35	BA	2870	C	N1-C2-O2	-6.75	114.85	118.90
1	AA	529	G	C4-C5-N7	-6.75	108.10	110.80
35	BA	961	C	O4'-C1'-N1	6.75	113.60	108.20
35	BA	1261	C	C5-C4-N4	-6.75	115.47	120.20
1	AA	341	C	N3-C4-C5	6.75	124.60	121.90
1	AA	438	G	C2-N3-C4	6.75	115.27	111.90
35	BA	2157	G	C2-N3-C4	6.75	115.28	111.90
36	BB	21	G	N9-C1'-C2'	-6.75	104.58	112.00
35	BA	845	G	N3-C4-C5	-6.75	125.23	128.60
35	BA	2878	U	N3-C2-O2	-6.75	117.48	122.20
1	AA	1288	A	C2-N3-C4	-6.75	107.23	110.60
35	BA	1974	C	C4-C5-C6	6.75	120.77	117.40
52	BU	112	ARG	NE-CZ-NH2	-6.75	116.93	120.30
35	BA	573	G	N7-C8-N9	6.74	116.47	113.10
35	BA	874	G	N1-C6-O6	-6.74	115.85	119.90
35	BA	1838	C	C5'-C4'-C3'	-6.74	105.21	116.00
1	AA	697	U	O4'-C1'-N1	6.74	113.59	108.20
1	AA	1112	C	C4-C5-C6	6.74	120.77	117.40
35	BA	406	G	N9-C1'-C2'	-6.74	104.59	112.00
35	BA	1559	G	C5-C6-N1	-6.74	108.13	111.50
35	BA	2268	A	N7-C8-N9	6.74	117.17	113.80
1	AA	687	A	N1-C6-N6	6.74	122.64	118.60
29	B4	43	TYR	C-N-CA	6.74	138.54	121.70
35	BA	1219	G	C2-N3-C4	-6.74	108.53	111.90
35	BA	1912	A	N1-C2-N3	-6.74	125.93	129.30
35	BA	2035	G	C1'-O4'-C4'	-6.74	104.51	109.90
35	BA	2203	U	O4'-C1'-N1	-6.74	102.81	108.20
35	BA	143(A)	C	C4-C5-C6	-6.74	114.03	117.40

Continued on next page...

Continued from previous page...

Mol	Chain	Res	Type	Atoms	Z	Observed(°)	Ideal(°)
35	BA	1603	A	N9-C4-C5	6.74	108.50	105.80
35	BA	2606	C	C2-N3-C4	-6.74	116.53	119.90
1	AA	713	G	C5-C6-N1	6.74	114.87	111.50
1	AA	966	G	C4-C5-N7	-6.74	108.11	110.80
1	AA	1008	C	N3-C4-C5	6.74	124.59	121.90
16	AP	17	TYR	CB-CG-CD1	6.74	125.04	121.00
22	AV	17	C	N1-C2-O2	6.74	122.94	118.90
35	BA	188	G	C5-C6-N1	-6.74	108.13	111.50
35	BA	629	G	C5-C6-O6	6.74	132.64	128.60
35	BA	1142	U	C5-C6-N1	6.74	126.07	122.70
36	BB	114	C	C5-C6-N1	6.74	124.37	121.00
1	AA	565	U	C5-C6-N1	6.73	126.07	122.70
35	BA	677	A	C6-N1-C2	-6.73	114.56	118.60
35	BA	2193	G	C8-N9-C4	6.73	109.09	106.40
36	BB	5	C	C6-N1-C2	-6.73	117.61	120.30
1	AA	1013	G	C5-C6-N1	6.73	114.86	111.50
1	AA	1456	G	C5-N7-C8	6.73	107.67	104.30
22	AV	63	G	O4'-C1'-N9	-6.73	102.82	108.20
35	BA	139(A)	G	C4-C5-N7	-6.73	108.11	110.80
35	BA	1085	A	C8-N9-C4	6.73	108.49	105.80
35	BA	1091	G	C8-N9-C4	-6.73	103.71	106.40
35	BA	1213	A	N1-C2-N3	6.73	132.66	129.30
35	BA	1984	G	N3-C4-C5	-6.73	125.23	128.60
35	BA	2568	C	N3-C2-O2	6.73	126.61	121.90
36	BB	76	G	C4-C5-C6	-6.73	114.76	118.80
57	BZ	24	LEU	CA-CB-CG	6.73	130.78	115.30
1	AA	528	C	C5-C6-N1	6.73	124.36	121.00
35	BA	205	G	C4-C5-N7	-6.73	108.11	110.80
35	BA	1614	A	O4'-C1'-C2'	6.73	113.65	107.60
36	BB	79	C	N3-C4-N4	6.73	122.71	118.00
35	BA	53	A	C6-C5-N7	-6.73	127.59	132.30
35	BA	2000	G	C5-N7-C8	-6.73	100.94	104.30
35	BA	871	U	N3-C2-O2	6.72	126.91	122.20
35	BA	918	A	C2-N3-C4	6.72	113.96	110.60
35	BA	1106	G	C4-C5-N7	-6.72	108.11	110.80
35	BA	1455	G	N3-C4-N9	-6.72	121.97	126.00
1	AA	183	G	N1-C6-O6	6.72	123.93	119.90
1	AA	389	A	C4-C5-C6	6.72	120.36	117.00
1	AA	544	G	C8-N9-C4	-6.72	103.71	106.40
35	BA	1382	G	C5-C6-O6	-6.72	124.57	128.60
35	BA	1457	A	C2-N3-C4	6.72	113.96	110.60
1	AA	1385	G	N1-C6-O6	6.72	123.93	119.90

Continued on next page...

Continued from previous page...

Mol	Chain	Res	Type	Atoms	Z	Observed(°)	Ideal(°)
35	BA	812	C	N3-C2-O2	-6.72	117.20	121.90
36	BB	51	G	C4-C5-N7	6.72	113.49	110.80
1	AA	78	G	N3-C4-C5	6.72	131.96	128.60
1	AA	1066	C	C6-N1-C2	-6.72	117.61	120.30
1	AA	419	C	N3-C4-N4	6.72	122.70	118.00
35	BA	458	G	N3-C4-N9	6.72	130.03	126.00
35	BA	677	A	C8-N9-C4	6.72	108.49	105.80
35	BA	689	A	C5-C6-N1	6.72	121.06	117.70
35	BA	941	A	C2-N3-C4	6.72	113.96	110.60
35	BA	1943	U	N1-C2-N3	-6.72	110.87	114.90
35	BA	2310	A	N7-C8-N9	-6.72	110.44	113.80
1	AA	523	A	C6-N1-C2	6.71	122.63	118.60
1	AA	1498	U	O5'-P-OP2	-6.71	99.66	105.70
35	BA	316	C	C5-C4-N4	6.71	124.90	120.20
35	BA	983	A	C4-C5-C6	6.71	120.36	117.00
35	BA	2399	G	N9-C1'-C2'	-6.71	104.61	112.00
35	BA	2571	C	C6-N1-C2	-6.71	117.61	120.30
12	AL	98	TYR	CB-CG-CD1	-6.71	116.97	121.00
22	AV	63	G	C2-N3-C4	6.71	115.26	111.90
25	B0	26	TYR	CB-CG-CD1	6.71	125.03	121.00
35	BA	654(N)	G	C6-C5-N7	6.71	134.43	130.40
35	BA	1523	U	N3-C2-O2	6.71	126.90	122.20
35	BA	1583	A	C5-N7-C8	-6.71	100.54	103.90
35	BA	2508	G	N1-C6-O6	-6.71	115.87	119.90
35	BA	2858	C	C3'-C2'-C1'	6.71	106.87	101.50
36	BB	59	A	N1-C6-N6	6.71	122.63	118.60
1	AA	329	A	N1-C2-N3	-6.71	125.94	129.30
1	AA	438	G	C6-C5-N7	6.71	134.43	130.40
1	AA	1311	G	C5-N7-C8	6.71	107.66	104.30
1	AA	284	G	N1-C2-N3	6.71	127.92	123.90
1	AA	919	A	C4-C5-C6	-6.71	113.65	117.00
1	AA	1523	G	C5-C6-N1	6.71	114.85	111.50
35	BA	213	A	C4-C5-C6	-6.71	113.65	117.00
1	AA	738	C	N3-C4-N4	-6.71	113.31	118.00
35	BA	2700	C	N3-C4-N4	-6.71	113.31	118.00
1	AA	578	C	C5-C6-N1	-6.70	117.65	121.00
35	BA	1698	A	O4'-C1'-N9	6.70	113.56	108.20
35	BA	1781	C	N1-C1'-C2'	6.70	122.71	114.00
35	BA	226	G	O4'-C1'-N9	6.70	113.56	108.20
35	BA	481	G	N1-C2-N3	-6.70	119.88	123.90
35	BA	815	C	C6-N1-C2	6.70	122.98	120.30
35	BA	1787	A	C8-N9-C4	-6.70	103.12	105.80

Continued on next page...

Continued from previous page...

Mol	Chain	Res	Type	Atoms	Z	Observed(°)	Ideal(°)
35	BA	1835	G	N9-C4-C5	6.70	108.08	105.40
35	BA	2365	G	N7-C8-N9	-6.70	109.75	113.10
1	AA	195	A	N1-C6-N6	6.70	122.62	118.60
1	AA	281	G	C6-C5-N7	6.70	134.42	130.40
1	AA	871	U	C5-C4-O4	-6.70	121.88	125.90
1	AA	1053	G	C5-C6-N1	6.70	114.85	111.50
1	AA	1110	A	C5-N7-C8	-6.70	100.55	103.90
1	AA	1303	C	N3-C4-C5	6.70	124.58	121.90
35	BA	317	G	N9-C4-C5	-6.70	102.72	105.40
35	BA	553	G	C5-N7-C8	-6.70	100.95	104.30
35	BA	1140	C	C6-N1-C2	6.70	122.98	120.30
35	BA	1347	G	C6-C5-N7	-6.70	126.38	130.40
35	BA	1349	A	C8-N9-C4	-6.70	103.12	105.80
35	BA	1487	G	C6-C5-N7	-6.70	126.38	130.40
35	BA	2021	C	C6-N1-C1'	6.70	128.84	120.80
35	BA	2727	G	N7-C8-N9	-6.70	109.75	113.10
35	BA	843	G	N9-C4-C5	-6.70	102.72	105.40
1	AA	198	G	N7-C8-N9	6.70	116.45	113.10
1	AA	360	A	C5-C6-N1	-6.70	114.35	117.70
1	AA	1019	C	N3-C4-C5	-6.70	119.22	121.90
35	BA	2105	C	N3-C4-C5	-6.70	119.22	121.90
35	BA	2605	U	N3-C2-O2	6.70	126.89	122.20
1	AA	485	G	N7-C8-N9	6.69	116.45	113.10
35	BA	2527	C	C5-C4-N4	-6.69	115.52	120.20
40	BF	202	PHE	CB-CG-CD1	-6.69	116.11	120.80
1	AA	351	G	C8-N9-C4	-6.69	103.72	106.40
35	BA	410	G	C8-N9-C4	-6.69	103.72	106.40
35	BA	1528(A)	A	N1-C6-N6	-6.69	114.58	118.60
35	BA	1591	G	C8-N9-C4	-6.69	103.72	106.40
35	BA	2778	A	C2-N3-C4	6.69	113.95	110.60
1	AA	910	C	C5-C4-N4	-6.69	115.52	120.20
35	BA	228	A	C5-N7-C8	-6.69	100.56	103.90
35	BA	1402	C	C6-N1-C2	-6.69	117.62	120.30
35	BA	1781	C	N3-C2-O2	-6.69	117.22	121.90
36	BB	44	G	C4-C5-N7	-6.69	108.12	110.80
1	AA	503	C	C2-N3-C4	-6.69	116.56	119.90
1	AA	677	U	N1-C2-N3	6.69	118.91	114.90
35	BA	1268	A	N7-C8-N9	6.69	117.14	113.80
47	BP	5	ASP	CB-CG-OD2	6.69	124.32	118.30
1	AA	959	A	C6-C5-N7	-6.69	127.62	132.30
35	BA	407	G	C5-N7-C8	-6.69	100.96	104.30
35	BA	286	C	C5'-C4'-O4'	-6.68	101.08	109.10

Continued on next page...

Continued from previous page...

Mol	Chain	Res	Type	Atoms	Z	Observed(°)	Ideal(°)
1	AA	1077	G	C5'-C4'-O4'	6.68	117.12	109.10
35	BA	332	A	C4'-C3'-C2'	6.68	109.28	102.60
35	BA	1111	A	C5-C6-N1	-6.68	114.36	117.70
35	BA	2015	A	C5-C6-N1	6.68	121.04	117.70
35	BA	2517	C	C5'-C4'-O4'	-6.68	101.08	109.10
35	BA	2845	G	C6-N1-C2	-6.68	121.09	125.10
1	AA	682	G	N3-C4-N9	6.68	130.01	126.00
1	AA	1380	U	C5-C6-N1	-6.68	119.36	122.70
1	AA	1412	C	C2-N3-C4	6.68	123.24	119.90
35	BA	812	C	C5-C6-N1	-6.68	117.66	121.00
1	AA	700	G	N1-C6-O6	-6.68	115.89	119.90
35	BA	194	G	C8-N9-C4	-6.68	103.73	106.40
35	BA	425	G	C5-C6-N1	6.68	114.84	111.50
35	BA	707	G	N9-C4-C5	6.68	108.07	105.40
35	BA	1006	C	N3-C4-C5	-6.68	119.23	121.90
35	BA	1809	A	C6-N1-C2	6.68	122.61	118.60
35	BA	2608	G	C4-C5-N7	-6.68	108.13	110.80
36	BB	93	G	N3-C4-C5	-6.68	125.26	128.60
35	BA	1389	G	N9-C4-C5	-6.68	102.73	105.40
35	BA	1936	A	C5-N7-C8	-6.68	100.56	103.90
35	BA	2839	G	C6-N1-C2	-6.68	121.09	125.10
1	AA	41	G	N1-C6-O6	-6.68	115.89	119.90
1	AA	1434	A	C5-C6-N1	6.68	121.04	117.70
35	BA	1002	G	N9-C4-C5	-6.68	102.73	105.40
35	BA	1722	A	C8-N9-C4	-6.68	103.13	105.80
35	BA	2099	U	N1-C2-N3	6.68	118.91	114.90
37	BC	191	ARG	NE-CZ-NH1	-6.68	116.96	120.30
1	AA	495	A	N9-C4-C5	-6.67	103.13	105.80
22	AV	33	U	C5-C6-N1	-6.67	119.36	122.70
35	BA	971	C	N3-C4-C5	6.67	124.57	121.90
35	BA	1989	G	C3'-C2'-C1'	6.67	106.84	101.50
35	BA	2279	G	C6-N1-C2	-6.67	121.09	125.10
35	BA	2805	G	C6-N1-C2	-6.67	121.10	125.10
38	BD	103	ARG	NE-CZ-NH1	-6.67	116.96	120.30
35	BA	94(A)	G	C5-N7-C8	-6.67	100.96	104.30
35	BA	173	G	C4-C5-N7	6.67	113.47	110.80
35	BA	1307	A	N1-C2-N3	-6.67	125.96	129.30
35	BA	1981	A	C5-N7-C8	-6.67	100.56	103.90
35	BA	2326	C	C6-N1-C2	-6.67	117.63	120.30
35	BA	399	G	N9-C1'-C2'	-6.67	104.66	112.00
35	BA	1629	U	C5-C6-N1	-6.67	119.36	122.70
35	BA	1756	G	N3-C4-C5	-6.67	125.26	128.60

Continued on next page...

Continued from previous page...

Mol	Chain	Res	Type	Atoms	Z	Observed(°)	Ideal(°)
35	BA	1779	U	C5'-C4'-O4'	6.67	117.11	109.10
51	BT	108	ARG	NE-CZ-NH2	-6.67	116.97	120.30
35	BA	402	A	O4'-C1'-N9	6.67	113.54	108.20
1	AA	116	A	N7-C8-N9	6.67	117.14	113.80
1	AA	1181	G	N3-C4-C5	-6.67	125.27	128.60
1	AA	1423	G	N1-C6-O6	6.67	123.90	119.90
1	AA	303	A	C5-N7-C8	6.67	107.23	103.90
1	AA	438	G	N1-C6-O6	-6.67	115.90	119.90
35	BA	121	G	C6-N1-C2	-6.67	121.10	125.10
35	BA	300	A	C8-N9-C4	6.67	108.47	105.80
35	BA	1327	C	C6-N1-C2	-6.67	117.63	120.30
35	BA	928	G	C8-N9-C4	-6.67	103.73	106.40
35	BA	1309	G	N7-C8-N9	6.67	116.43	113.10
35	BA	2877	G	C2-N3-C4	6.67	115.23	111.90
22	AV	42	G	C8-N9-C4	-6.66	103.73	106.40
35	BA	573	G	C2-N3-C4	6.66	115.23	111.90
1	AA	498	U	C2-N3-C4	6.66	131.00	127.00
1	AA	679	C	N3-C4-C5	6.66	124.56	121.90
35	BA	503	A	C2'-C3'-O3'	6.66	124.36	113.70
35	BA	1061	U	O4'-C1'-N1	6.66	113.53	108.20
35	BA	1792	G	N7-C8-N9	-6.66	109.77	113.10
1	AA	375	U	N3-C2-O2	6.66	126.86	122.20
1	AA	1165	C	C4-C5-C6	-6.66	114.07	117.40
35	BA	715	G	C1'-O4'-C4'	6.66	115.23	109.90
35	BA	816	C	N3-C4-N4	-6.66	113.34	118.00
35	BA	1777	U	C5'-C4'-C3'	-6.66	105.34	116.00
35	BA	272(D)	G	N9-C4-C5	6.66	108.06	105.40
35	BA	1011	G	N1-C6-O6	-6.66	115.91	119.90
35	BA	2444	G	C8-N9-C4	6.66	109.06	106.40
36	BB	19	G	C5-C6-O6	-6.66	124.60	128.60
39	BE	103	ASP	CB-CG-OD2	-6.66	112.31	118.30
35	BA	390	A	N9-C4-C5	6.66	108.46	105.80
35	BA	925	C	C1'-O4'-C4'	-6.66	104.58	109.90
1	AA	145	G	C5-C6-O6	-6.66	124.61	128.60
35	BA	263	C	C6-N1-C2	6.66	122.96	120.30
35	BA	745	G	C4-C5-N7	-6.66	108.14	110.80
35	BA	1846	G	N3-C4-C5	-6.66	125.27	128.60
1	AA	1111	A	C5-C6-N1	-6.65	114.37	117.70
35	BA	1489	U	N1-C2-N3	6.65	118.89	114.90
35	BA	2201	C	C5-C4-N4	-6.65	115.54	120.20
1	AA	926	G	C6-C5-N7	-6.65	126.41	130.40
1	AA	1086	U	N1-C2-N3	-6.65	110.91	114.90

Continued on next page...

Continued from previous page...

Mol	Chain	Res	Type	Atoms	Z	Observed(°)	Ideal(°)
35	BA	1307	A	N3-C4-N9	6.65	132.72	127.40
35	BA	1623	G	C5-N7-C8	6.65	107.62	104.30
35	BA	2738	A	N7-C8-N9	6.65	117.12	113.80
1	AA	527	G	C5-C6-N1	6.65	114.82	111.50
35	BA	821	A	C6-C5-N7	6.65	136.95	132.30
36	BB	73	A	C5-C6-N1	-6.65	114.38	117.70
35	BA	1527	G	C2-N3-C4	6.65	115.22	111.90
35	BA	1797	C	N3-C4-N4	-6.65	113.35	118.00
35	BA	2568	C	N1-C2-O2	-6.65	114.91	118.90
57	BZ	8	TYR	CB-CG-CD1	-6.65	117.01	121.00
1	AA	921	U	N3-C4-O4	-6.64	114.75	119.40
1	AA	1289	A	C6-C5-N7	-6.64	127.65	132.30
35	BA	257	A	C2-N3-C4	6.64	113.92	110.60
1	AA	715	A	C2-N3-C4	6.64	113.92	110.60
1	AA	1270	C	N1-C2-N3	-6.64	114.55	119.20
35	BA	118	A	N7-C8-N9	-6.64	110.48	113.80
1	AA	954	G	C8-N9-C4	-6.64	103.74	106.40
1	AA	1002	G	C2-N3-C4	-6.64	108.58	111.90
1	AA	1191	A	C4-C5-N7	6.64	114.02	110.70
35	BA	295	G	C6-N1-C2	6.64	129.08	125.10
35	BA	644	A	C2-N3-C4	6.64	113.92	110.60
35	BA	1800	C	N3-C4-C5	6.64	124.56	121.90
35	BA	2206	G	C8-N9-C4	-6.64	103.74	106.40
35	BA	2524	G	C4-C5-C6	6.64	122.78	118.80
35	BA	1430	C	N3-C4-C5	-6.64	119.25	121.90
1	AA	10	A	C8-N9-C4	-6.64	103.14	105.80
2	AB	30	ARG	NE-CZ-NH2	-6.64	116.98	120.30
35	BA	768	G	C5-C6-N1	6.64	114.82	111.50
36	BB	95	C	N1-C1'-C2'	-6.64	104.70	112.00
48	BQ	59	ARG	NE-CZ-NH1	6.64	123.62	120.30
1	AA	470	C	N3-C4-C5	6.63	124.55	121.90
22	AV	72	A	C2-N3-C4	6.63	113.92	110.60
35	BA	37	C	C2-N3-C4	6.63	123.22	119.90
35	BA	448	U	C2-N3-C4	-6.63	123.02	127.00
35	BA	1548	C	C5-C6-N1	-6.63	117.68	121.00
35	BA	2799	C	N3-C4-C5	6.63	124.55	121.90
35	BA	1928	A	C1'-O4'-C4'	-6.63	104.59	109.90
35	BA	2595	G	C5-N7-C8	6.63	107.62	104.30
1	AA	102	G	N3-C4-C5	-6.63	125.28	128.60
1	AA	220	G	C5-C6-O6	-6.63	124.62	128.60
1	AA	976	G	C8-N9-C4	-6.63	103.75	106.40
35	BA	1467	C	C6-N1-C2	-6.63	117.65	120.30

Continued on next page...

Continued from previous page...

Mol	Chain	Res	Type	Atoms	Z	Observed(°)	Ideal(°)
35	BA	2068	U	C6-N1-C2	-6.63	117.02	121.00
1	AA	1358	U	N1-C2-O2	-6.63	118.16	122.80
6	AF	46	ARG	NE-CZ-NH2	6.63	123.61	120.30
1	AA	1128	C	C5-C6-N1	6.63	124.31	121.00
35	BA	806	C	N3-C4-C5	6.63	124.55	121.90
35	BA	1404	C	N1-C2-O2	6.63	122.88	118.90
35	BA	2444	G	N9-C4-C5	-6.63	102.75	105.40
35	BA	2846	G	C8-N9-C4	6.63	109.05	106.40
36	BB	60	C	C2-N3-C4	6.63	123.21	119.90
1	AA	1504	G	C5-C6-O6	6.63	132.58	128.60
35	BA	812	C	N3-C4-N4	6.63	122.64	118.00
35	BA	1068	G	N9-C4-C5	6.63	108.05	105.40
35	BA	1562	A	C8-N9-C4	6.63	108.45	105.80
35	BA	1580	A	C2-N3-C4	-6.63	107.29	110.60
35	BA	2552	U	C5-C4-O4	6.63	129.88	125.90
16	AP	71	ARG	NE-CZ-NH2	-6.62	116.99	120.30
35	BA	397	G	C5-C6-O6	-6.62	124.63	128.60
35	BA	654(L)	G	C5-C6-N1	-6.62	108.19	111.50
35	BA	791	C	C6-N1-C2	6.62	122.95	120.30
35	BA	934	G	C5-N7-C8	-6.62	100.99	104.30
35	BA	1275	A	N1-C2-N3	6.62	132.61	129.30
35	BA	2837	G	N9-C4-C5	-6.62	102.75	105.40
1	AA	749	C	N3-C4-C5	-6.62	119.25	121.90
1	AA	1055	A	N1-C2-N3	6.62	132.61	129.30
35	BA	173	G	C5-C6-O6	-6.62	124.63	128.60
35	BA	791	C	N1-C2-N3	-6.62	114.56	119.20
35	BA	1128	A	C6-C5-N7	6.62	136.94	132.30
35	BA	2275	C	C5-C4-N4	-6.62	115.56	120.20
35	BA	2857	G	N7-C8-N9	-6.62	109.79	113.10
36	BB	79	C	N1-C2-O2	6.62	122.87	118.90
1	AA	918	A	C5-C6-N6	6.62	129.00	123.70
1	AA	1109	C	OP2-P-O3'	6.62	119.76	105.20
1	AA	1300	G	C5-C6-N1	-6.62	108.19	111.50
35	BA	545	C	C4-C5-C6	6.62	120.71	117.40
35	BA	1916	A	C4-C5-N7	-6.62	107.39	110.70
35	BA	2355	C	N1-C2-O2	-6.62	114.93	118.90
1	AA	105	G	C2-N3-C4	6.62	115.21	111.90
1	AA	143	A	N1-C2-N3	6.62	132.61	129.30
1	AA	276	G	N1-C6-O6	-6.62	115.93	119.90
1	AA	1089	G	N9-C4-C5	-6.62	102.75	105.40
1	AA	1092	A	O4'-C1'-N9	6.62	113.49	108.20
1	AA	1494	G	N7-C8-N9	6.62	116.41	113.10

Continued on next page...

Continued from previous page...

Mol	Chain	Res	Type	Atoms	Z	Observed(°)	Ideal(°)
16	AP	47	ASP	CB-CG-OD1	-6.62	112.34	118.30
35	BA	58	G	C4-C5-N7	6.62	113.45	110.80
35	BA	1403	C	N3-C2-O2	-6.62	117.27	121.90
35	BA	1937	A	N1-C6-N6	6.62	122.57	118.60
1	AA	755	G	C5-C6-O6	6.62	132.57	128.60
35	BA	205	G	N9-C1'-C2'	6.62	122.60	114.00
35	BA	647	G	C4-C5-N7	6.62	113.45	110.80
35	BA	1349	A	C4-C5-N7	-6.62	107.39	110.70
35	BA	1416	G	N3-C4-C5	6.62	131.91	128.60
35	BA	2141	G	C8-N9-C4	6.62	109.05	106.40
1	AA	138	G	N3-C4-C5	-6.62	125.29	128.60
1	AA	1388	C	N1-C2-O2	6.62	122.87	118.90
35	BA	231	C	C6-N1-C2	-6.62	117.65	120.30
1	AA	876	G	C4-C5-C6	6.61	122.77	118.80
1	AA	1105	A	N1-C2-N3	6.61	132.61	129.30
35	BA	995	C	C6-N1-C2	6.61	122.94	120.30
35	BA	2388	A	N7-C8-N9	6.61	117.11	113.80
35	BA	2591	C	N1-C2-O2	6.61	122.87	118.90
1	AA	759	A	C5-N7-C8	6.61	107.20	103.90
17	AQ	81	ARG	CD-NE-CZ	-6.61	114.35	123.60
29	B4	44	THR	N-CA-C	6.61	128.85	111.00
35	BA	1413	G	C4-C5-N7	6.61	113.44	110.80
35	BA	1647	G	C5-C6-N1	6.61	114.81	111.50
40	BF	168	ARG	NE-CZ-NH2	-6.61	116.99	120.30
1	AA	406	G	C8-N9-C4	-6.61	103.76	106.40
1	AA	728	A	C2'-C3'-O3'	6.61	124.28	113.70
1	AA	1137	C	C3'-C2'-C1'	6.61	106.79	101.50
1	AA	1476	G	N3-C2-N2	-6.61	115.27	119.90
35	BA	321	G	C3'-C2'-C1'	6.61	106.79	101.50
35	BA	801	G	C5-C6-N1	6.61	114.80	111.50
35	BA	1536	C	N3-C4-C5	6.61	124.54	121.90
35	BA	2711	A	C6-N1-C2	-6.61	114.64	118.60
1	AA	1155	G	N3-C4-N9	6.61	129.96	126.00
1	AA	1242	C	N3-C2-O2	6.61	126.52	121.90
35	BA	1115	G	C2-N3-C4	6.61	115.20	111.90
35	BA	1819	A	C4-C5-C6	6.61	120.30	117.00
1	AA	301	G	N7-C8-N9	6.60	116.40	113.10
1	AA	522	C	C5-C4-N4	6.60	124.82	120.20
35	BA	1389	G	N7-C8-N9	-6.60	109.80	113.10
18	AR	35	ARG	NE-CZ-NH2	-6.60	117.00	120.30
35	BA	689	A	C4-C5-N7	-6.60	107.40	110.70
35	BA	2422	A	C2'-C3'-O3'	6.60	124.26	113.70

Continued on next page...

Continued from previous page...

Mol	Chain	Res	Type	Atoms	Z	Observed(°)	Ideal(°)
35	BA	2665	A	C5-C6-N1	6.60	121.00	117.70
1	AA	606	G	N3-C4-N9	-6.60	122.04	126.00
1	AA	1339	A	C5-C6-N1	-6.60	114.40	117.70
35	BA	2766	G	C5-C6-O6	6.60	132.56	128.60
1	AA	821	G	C8-N9-C4	-6.60	103.76	106.40
35	BA	1504	C	C5-C6-N1	6.60	124.30	121.00
38	BD	14	ARG	NE-CZ-NH1	-6.60	117.00	120.30
35	BA	1427	A	C5-N7-C8	-6.60	100.60	103.90
35	BA	1463	C	C5'-C4'-O4'	6.60	117.02	109.10
35	BA	2055	C	N3-C4-N4	6.60	122.62	118.00
35	BA	2230	G	N3-C4-C5	6.60	131.90	128.60
1	AA	457	C	C1'-O4'-C4'	6.59	115.18	109.90
1	AA	1467	G	C5-C6-N1	6.59	114.80	111.50
35	BA	20	C	O4'-C1'-N1	6.59	113.47	108.20
35	BA	173	G	C6-N1-C2	-6.59	121.14	125.10
35	BA	645	C	C2-N3-C4	6.59	123.20	119.90
35	BA	821	A	C2-N3-C4	-6.59	107.30	110.60
35	BA	1017	G	N9-C1'-C2'	-6.59	104.75	112.00
24	AY	674	ASP	CB-CG-OD2	6.59	124.23	118.30
45	BN	25	ARG	NE-CZ-NH1	6.59	123.60	120.30
1	AA	414	A	N1-C6-N6	-6.59	114.65	118.60
1	AA	1499	A	O5'-P-OP1	-6.59	99.77	105.70
35	BA	2666	C	C5-C6-N1	-6.59	117.70	121.00
1	AA	439	A	C4-C5-C6	-6.59	113.70	117.00
1	AA	1342	C	OP2-P-O3'	6.59	119.70	105.20
1	AA	1400	C	O4'-C1'-N1	-6.59	102.93	108.20
22	AV	29	G	N1-C6-O6	6.59	123.85	119.90
35	BA	319	C	C4-C5-C6	-6.59	114.11	117.40
35	BA	1997	G	C6-N1-C2	6.59	129.05	125.10
35	BA	2676	C	C4-C5-C6	-6.59	114.11	117.40
35	BA	2782	G	C5'-C4'-O4'	-6.59	101.19	109.10
35	BA	2831	G	C4-C5-N7	6.59	113.44	110.80
35	BA	2896	C	C3'-C2'-C1'	-6.59	96.23	101.50
35	BA	425	G	C6-C5-N7	6.59	134.35	130.40
35	BA	1197	G	C4-C5-N7	6.59	113.44	110.80
35	BA	2842	G	C4-C5-C6	-6.59	114.85	118.80
35	BA	1396	U	N1-C1'-C2'	6.59	122.56	114.00
35	BA	1427	A	C4-C5-N7	6.59	113.99	110.70
35	BA	1797	C	C2-N3-C4	-6.59	116.61	119.90
36	BB	115	G	C8-N9-C4	6.58	109.03	106.40
20	AT	32	ALA	CB-CA-C	-6.58	100.22	110.10
35	BA	30	G	N7-C8-N9	-6.58	109.81	113.10

Continued on next page...

Continued from previous page...

Mol	Chain	Res	Type	Atoms	Z	Observed(°)	Ideal(°)
1	AA	38	G	N1-C2-N3	-6.58	119.95	123.90
35	BA	35	G	C8-N9-C4	-6.58	103.77	106.40
35	BA	392	C	C4-C5-C6	6.58	120.69	117.40
35	BA	759	G	N3-C4-N9	-6.58	122.05	126.00
35	BA	1044	G	N3-C4-C5	6.58	131.89	128.60
35	BA	1287	A	C5-N7-C8	-6.58	100.61	103.90
35	BA	663	G	N3-C4-N9	6.58	129.95	126.00
35	BA	2017	U	N3-C2-O2	-6.58	117.59	122.20
1	AA	189(E)	U	C2-N3-C4	6.58	130.95	127.00
3	AC	201	TYR	CB-CG-CD2	-6.58	117.05	121.00
35	BA	654(I)	C	C6-N1-C2	6.58	122.93	120.30
35	BA	1593	G	N3-C4-C5	-6.58	125.31	128.60
35	BA	1638	C	C4-C5-C6	-6.58	114.11	117.40
51	BT	29	ARG	NE-CZ-NH2	-6.58	117.01	120.30
35	BA	1678	G	C8-N9-C4	-6.58	103.77	106.40
38	BD	14	ARG	NE-CZ-NH2	-6.58	117.01	120.30
35	BA	1113	U	C5-C4-O4	-6.58	121.95	125.90
35	BA	1993	U	C2-N3-C4	6.58	130.95	127.00
35	BA	2200	C	C2-N3-C4	6.58	123.19	119.90
35	BA	2731	G	N7-C8-N9	-6.58	109.81	113.10
1	AA	1078	U	O4'-C1'-N1	-6.57	102.94	108.20
1	AA	1171	G	O4'-C1'-N9	6.57	113.46	108.20
35	BA	55	G	O4'-C1'-N9	6.57	113.46	108.20
35	BA	480	A	C3'-C2'-C1'	6.57	106.76	101.50
35	BA	1933	G	C2-N3-C4	6.57	115.19	111.90
35	BA	2193	G	C3'-C2'-C1'	-6.57	96.24	101.50
1	AA	276	G	C4-C5-N7	6.57	113.43	110.80
23	AX	14	A	N3-C4-C5	6.57	131.40	126.80
35	BA	104	U	C5-C4-O4	-6.57	121.96	125.90
35	BA	530	G	N3-C4-C5	-6.57	125.31	128.60
35	BA	599	G	N3-C4-N9	-6.57	122.06	126.00
35	BA	2110	G	N9-C4-C5	-6.57	102.77	105.40
35	BA	2754	U	O4'-C1'-N1	-6.57	102.94	108.20
33	B8	13	ARG	NE-CZ-NH2	-6.57	117.01	120.30
35	BA	1412	A	N7-C8-N9	6.57	117.08	113.80
35	BA	1718	G	N1-C6-O6	6.57	123.84	119.90
35	BA	1479	G	C5-N7-C8	-6.57	101.02	104.30
35	BA	1124	C	C6-N1-C2	-6.57	117.67	120.30
35	BA	1125	G	N1-C2-N3	-6.57	119.96	123.90
35	BA	1360	A	C4-C5-N7	6.57	113.98	110.70
35	BA	1366	A	C8-N9-C4	-6.57	103.17	105.80
35	BA	1523	U	C5-C4-O4	6.57	129.84	125.90

Continued on next page...

Continued from previous page...

Mol	Chain	Res	Type	Atoms	Z	Observed(°)	Ideal(°)
1	AA	216	G	N3-C4-N9	-6.57	122.06	126.00
1	AA	384	G	C5-C6-N1	6.57	114.78	111.50
1	AA	621	A	C5-C6-N1	-6.57	114.42	117.70
1	AA	647	C	C5-C6-N1	6.57	124.28	121.00
35	BA	345	A	N1-C2-N3	-6.57	126.02	129.30
35	BA	345	A	C6-N1-C2	6.57	122.54	118.60
35	BA	497	A	C8-N9-C4	6.57	108.43	105.80
35	BA	580	C	O4'-C1'-N1	6.57	113.45	108.20
35	BA	1446	C	C6-N1-C2	6.57	122.93	120.30
35	BA	1750	G	N3-C4-C5	6.57	131.88	128.60
35	BA	1944	U	O4'-C1'-C2'	6.57	113.51	107.60
35	BA	475	U	C5-C4-O4	-6.56	121.96	125.90
35	BA	992	C	C4-C5-C6	6.56	120.68	117.40
1	AA	773	G	C5-N7-C8	6.56	107.58	104.30
1	AA	1472	U	C5-C6-N1	6.56	125.98	122.70
35	BA	693	C	C3'-C2'-C1'	-6.56	96.25	101.50
35	BA	2277	G	N7-C8-N9	-6.56	109.82	113.10
35	BA	2317	C	C5-C6-N1	6.56	124.28	121.00
35	BA	2489	G	O4'-C1'-N9	-6.56	102.95	108.20
35	BA	2728	U	C4-C5-C6	6.56	123.64	119.70
1	AA	1068	G	C2-N3-C4	6.56	115.18	111.90
35	BA	658	C	N3-C4-C5	-6.56	119.28	121.90
35	BA	2274	A	N9-C4-C5	6.56	108.42	105.80
49	BR	68	ARG	NE-CZ-NH1	-6.56	117.02	120.30
1	AA	191	G	N1-C6-O6	6.56	123.84	119.90
1	AA	1352	C	C3'-C2'-C1'	6.56	106.75	101.50
1	AA	1440	C	C3'-C2'-C1'	6.56	106.75	101.50
22	AV	12	G	N3-C2-N2	6.56	124.49	119.90
35	BA	96	G	C5-C6-O6	-6.56	124.67	128.60
35	BA	1514	U	N1-C2-N3	-6.56	110.96	114.90
35	BA	1825	A	N1-C2-N3	6.56	132.58	129.30
35	BA	2127	G	C1'-O4'-C4'	6.56	115.15	109.90
35	BA	2351	G	C5-N7-C8	6.56	107.58	104.30
1	AA	51	A	C2-N3-C4	6.56	113.88	110.60
1	AA	1481	U	N3-C2-O2	-6.56	117.61	122.20
35	BA	350	U	N3-C2-O2	6.56	126.79	122.20
35	BA	2833	G	C6-N1-C2	6.56	129.03	125.10
1	AA	603	U	C5-C6-N1	-6.56	119.42	122.70
1	AA	1098	C	N3-C4-C5	-6.56	119.28	121.90
23	AX	12	A	N9-C4-C5	6.56	108.42	105.80
31	B6	23	THR	N-CA-C	6.56	128.70	111.00
35	BA	739	G	C8-N9-C4	6.56	109.02	106.40

Continued on next page...

Continued from previous page...

Mol	Chain	Res	Type	Atoms	Z	Observed(°)	Ideal(°)
1	AA	266	G	C5'-C4'-O4'	-6.55	101.23	109.10
1	AA	301	G	C2-N3-C4	6.55	115.18	111.90
1	AA	1375	A	C5'-C4'-C3'	-6.55	105.51	116.00
21	AU	7	ARG	NE-CZ-NH2	-6.55	117.02	120.30
35	BA	512	G	C4-C5-N7	6.55	113.42	110.80
35	BA	849	A	N7-C8-N9	6.55	117.08	113.80
35	BA	1284	A	C4-C5-C6	-6.55	113.72	117.00
36	BB	42	C	N3-C2-O2	-6.55	117.31	121.90
35	BA	707	G	C8-N9-C4	-6.55	103.78	106.40
35	BA	1597	A	C8-N9-C4	6.55	108.42	105.80
36	BB	90	A	C5-N7-C8	-6.55	100.62	103.90
1	AA	537	G	N7-C8-N9	-6.55	109.83	113.10
1	AA	1224	G	C2-N3-C4	6.55	115.17	111.90
5	AE	6	PHE	CB-CG-CD1	-6.55	116.21	120.80
13	AM	94	ARG	NE-CZ-NH1	-6.55	117.02	120.30
35	BA	177	G	N7-C8-N9	6.55	116.38	113.10
35	BA	2545	G	N1-C6-O6	6.55	123.83	119.90
1	AA	492	G	C1'-O4'-C4'	-6.55	104.66	109.90
35	BA	1037	G	N9-C4-C5	6.55	108.02	105.40
35	BA	1155	A	C2-N3-C4	-6.55	107.33	110.60
35	BA	2879	C	N3-C4-C5	6.55	124.52	121.90
1	AA	1476	G	C2-N3-C4	-6.55	108.63	111.90
35	BA	271(G)	C	C5-C4-N4	6.55	124.78	120.20
35	BA	1664	A	C2-N3-C4	-6.55	107.33	110.60
35	BA	1793	C	N1-C2-O2	6.55	122.83	118.90
57	BZ	8	TYR	CB-CG-CD2	6.55	124.93	121.00
35	BA	1592	C	N3-C2-O2	-6.54	117.32	121.90
35	BA	2555	U	O4'-C4'-C3'	-6.54	97.45	104.00
35	BA	53	A	C5-C6-N1	-6.54	114.43	117.70
35	BA	66	C	O4'-C1'-N1	6.54	113.44	108.20
35	BA	626	U	C1'-O4'-C4'	6.54	115.14	109.90
35	BA	935	C	C4-C5-C6	6.54	120.67	117.40
35	BA	1183	G	N9-C1'-C2'	-6.54	104.80	112.00
35	BA	1634	A	C4-C5-C6	6.54	120.27	117.00
35	BA	2355	C	C5-C6-N1	-6.54	117.73	121.00
1	AA	570	G	C6-C5-N7	-6.54	126.47	130.40
1	AA	1215	G	C6-N1-C2	-6.54	121.17	125.10
22	AV	17(A)	U	C2-N3-C4	6.54	130.93	127.00
35	BA	893	C	O4'-C1'-N1	6.54	113.43	108.20
35	BA	944	G	N9-C4-C5	-6.54	102.78	105.40
35	BA	1227	G	C5-C6-N1	6.54	114.77	111.50
35	BA	1414	G	C2-N3-C4	6.54	115.17	111.90

Continued on next page...

Continued from previous page...

Mol	Chain	Res	Type	Atoms	Z	Observed(°)	Ideal(°)
35	BA	1577	C	C4-C5-C6	6.54	120.67	117.40
35	BA	2616	C	C5-C6-N1	6.54	124.27	121.00
35	BA	2518	A	C3'-C2'-C1'	6.54	106.73	101.50
35	BA	2679	A	C3'-C2'-C1'	6.54	106.73	101.50
1	AA	240	C	N3-C4-C5	6.54	124.52	121.90
1	AA	1030(D)	A	N1-C2-N3	-6.54	126.03	129.30
1	AA	1299	A	C8-N9-C4	-6.54	103.18	105.80
35	BA	1756	G	C5-C6-N1	-6.54	108.23	111.50
35	BA	1789	A	C5-N7-C8	6.54	107.17	103.90
1	AA	539	A	C5-N7-C8	-6.54	100.63	103.90
35	BA	700	G	N3-C4-C5	6.54	131.87	128.60
35	BA	1966	A	C5-N7-C8	6.54	107.17	103.90
35	BA	2352	A	N3-C4-C5	-6.54	122.22	126.80
35	BA	2759	G	N1-C2-N3	-6.54	119.98	123.90
35	BA	256	A	C6-C5-N7	-6.54	127.72	132.30
35	BA	1405	U	C1'-O4'-C4'	-6.54	104.67	109.90
35	BA	2539	C	C5-C6-N1	6.54	124.27	121.00
35	BA	1250	G	C8-N9-C4	-6.53	103.79	106.40
35	BA	1608	A	C5-N7-C8	-6.53	100.63	103.90
35	BA	2130	U	C5-C4-O4	6.53	129.82	125.90
36	BB	85	G	N7-C8-N9	6.53	116.37	113.10
1	AA	577	G	C8-N9-C4	-6.53	103.79	106.40
35	BA	375	C	N3-C2-O2	-6.53	117.33	121.90
35	BA	1226	A	C4-C5-N7	6.53	113.97	110.70
1	AA	768	A	N9-C4-C5	6.53	108.41	105.80
35	BA	1685	C	C5-C6-N1	6.53	124.27	121.00
35	BA	1976	U	C5-C4-O4	6.53	129.82	125.90
1	AA	932	C	N3-C4-C5	6.53	124.51	121.90
1	AA	271	C	C6-N1-C2	6.53	122.91	120.30
1	AA	1225	A	N1-C6-N6	-6.53	114.68	118.60
35	BA	1547	C	C6-N1-C2	6.53	122.91	120.30
35	BA	1908	C	N1-C2-O2	6.53	122.82	118.90
35	BA	2272	U	C5-C6-N1	-6.53	119.44	122.70
36	BB	15	A	O4'-C1'-N9	6.53	113.42	108.20
1	AA	125	U	C2-N3-C4	6.53	130.91	127.00
1	AA	679	C	C4-C5-C6	-6.53	114.14	117.40
1	AA	831	U	C5-C4-O4	-6.53	121.98	125.90
1	AA	1197	G	C5-N7-C8	-6.53	101.04	104.30
1	AA	1333	A	C4-C5-N7	-6.53	107.44	110.70
8	AH	41	ARG	NE-CZ-NH1	-6.53	117.04	120.30
35	BA	311	A	N9-C4-C5	-6.53	103.19	105.80
35	BA	398	G	C2-N3-C4	-6.53	108.64	111.90

Continued on next page...

Continued from previous page...

Mol	Chain	Res	Type	Atoms	Z	Observed(°)	Ideal(°)
35	BA	980	A	C4-C5-N7	-6.53	107.44	110.70
35	BA	2859	G	C6-N1-C2	6.53	129.01	125.10
1	AA	189(B)	C	N1-C2-O2	6.52	122.81	118.90
35	BA	520	G	N1-C6-O6	6.52	123.81	119.90
1	AA	221	C	C5-C6-N1	6.52	124.26	121.00
35	BA	682	G	N1-C2-N3	-6.52	119.99	123.90
35	BA	2772	C	C4-C5-C6	-6.52	114.14	117.40
36	BB	92	C	O4'-C1'-N1	6.52	113.42	108.20
35	BA	1386	C	N1-C2-O2	6.52	122.81	118.90
1	AA	164	U	N3-C4-C5	-6.52	110.69	114.60
1	AA	625	G	N9-C4-C5	-6.52	102.79	105.40
1	AA	1174	G	C5-N7-C8	6.52	107.56	104.30
35	BA	1279	G	C8-N9-C4	-6.52	103.79	106.40
35	BA	125	G	N9-C4-C5	-6.52	102.79	105.40
35	BA	180	G	C8-N9-C4	-6.52	103.79	106.40
35	BA	782	A	C8-N9-C4	6.52	108.41	105.80
35	BA	1543	C	C6-N1-C2	6.52	122.91	120.30
35	BA	1879	C	N1-C2-O2	-6.52	114.99	118.90
35	BA	2647	U	C5-C4-O4	6.52	129.81	125.90
1	AA	792	A	N7-C8-N9	-6.52	110.54	113.80
1	AA	822	C	N3-C4-C5	-6.52	119.29	121.90
1	AA	1502	A	C5'-C4'-O4'	-6.52	101.28	109.10
35	BA	976	C	C6-N1-C2	-6.52	117.69	120.30
35	BA	1981	A	N1-C2-N3	6.51	132.56	129.30
1	AA	976	G	N3-C4-N9	-6.51	122.09	126.00
35	BA	1022	G	C2-N3-C4	6.51	115.16	111.90
35	BA	1501	C	C5-C6-N1	-6.51	117.74	121.00
35	BA	1885	A	C5'-C4'-O4'	-6.51	101.28	109.10
1	AA	1251	A	C2-N3-C4	-6.51	107.34	110.60
8	AH	104	ARG	NE-CZ-NH2	6.51	123.56	120.30
35	BA	270	A	N1-C2-N3	-6.51	126.05	129.30
35	BA	271(U)	G	N3-C2-N2	6.51	124.46	119.90
35	BA	307	G	C5-C6-N1	-6.51	108.24	111.50
35	BA	1626	G	N1-C6-O6	6.51	123.81	119.90
35	BA	1903	G	C8-N9-C4	-6.51	103.80	106.40
35	BA	2474	C	C5-C6-N1	6.51	124.25	121.00
35	BA	2553	G	N7-C8-N9	-6.51	109.84	113.10
35	BA	2693	A	C8-N9-C4	-6.51	103.19	105.80
1	AA	632	A	C6-N1-C2	-6.51	114.69	118.60
1	AA	1375	A	C4-C5-N7	6.51	113.95	110.70
35	BA	62	C	C3'-C2'-C1'	6.51	106.71	101.50
35	BA	910	A	N1-C2-N3	6.51	132.56	129.30

Continued on next page...

Continued from previous page...

Mol	Chain	Res	Type	Atoms	Z	Observed(°)	Ideal(°)
35	BA	1562	A	N1-C6-N6	6.51	122.51	118.60
35	BA	1620	G	C5'-C4'-O4'	6.51	116.91	109.10
35	BA	1789	A	N9-C4-C5	-6.51	103.20	105.80
35	BA	2231	C	N3-C4-N4	-6.51	113.44	118.00
35	BA	2834	G	N9-C4-C5	-6.51	102.80	105.40
36	BB	78	A	C4-C5-C6	-6.51	113.75	117.00
1	AA	658	G	C6-N1-C2	-6.51	121.19	125.10
1	AA	526	C	N3-C2-O2	6.51	126.45	121.90
1	AA	1358	U	N1-C1'-C2'	6.51	122.46	114.00
35	BA	441	U	C5-C6-N1	6.51	125.95	122.70
35	BA	1329	U	N3-C4-O4	-6.51	114.85	119.40
35	BA	1391	U	C6-N1-C2	-6.51	117.10	121.00
35	BA	1496	A	C5-C6-N1	-6.51	114.45	117.70
35	BA	1694	C	C5-C6-N1	-6.51	117.75	121.00
35	BA	2384	G	C5-C6-O6	-6.51	124.70	128.60
1	AA	115	G	C4'-C3'-C2'	6.50	109.11	102.60
1	AA	827	U	N1-C2-O2	-6.50	118.25	122.80
1	AA	857	C	C4-C5-C6	6.50	120.65	117.40
35	BA	1051	G	C2-N3-C4	6.50	115.15	111.90
1	AA	976	G	N3-C4-C5	6.50	131.85	128.60
35	BA	113	G	N3-C4-C5	6.50	131.85	128.60
35	BA	122	G	N1-C6-O6	6.50	123.80	119.90
35	BA	665	C	C1'-O4'-C4'	-6.50	104.70	109.90
36	BB	112	U	C5-C6-N1	-6.50	119.45	122.70
1	AA	919	A	N1-C6-N6	-6.50	114.70	118.60
35	BA	11	G	N1-C6-O6	6.50	123.80	119.90
35	BA	102	G	C5-C6-N1	6.50	114.75	111.50
35	BA	506	G	C4-C5-N7	-6.50	108.20	110.80
35	BA	583	G	N1-C2-N3	-6.50	120.00	123.90
35	BA	885	C	O4'-C1'-N1	6.50	113.40	108.20
1	AA	271	C	C2-N3-C4	-6.50	116.65	119.90
1	AA	633	G	N3-C4-C5	-6.50	125.35	128.60
1	AA	1429	C	C6-N1-C2	-6.50	117.70	120.30
35	BA	44	G	N7-C8-N9	6.50	116.35	113.10
35	BA	840	C	N3-C2-O2	-6.50	117.35	121.90
35	BA	1487	G	N7-C8-N9	6.50	116.35	113.10
35	BA	1778	U	O4'-C1'-N1	6.50	113.40	108.20
35	BA	2796	U	O4'-C1'-N1	6.50	113.40	108.20
4	AD	10	ARG	NE-CZ-NH2	-6.50	117.05	120.30
35	BA	36	G	C4-C5-N7	-6.50	108.20	110.80
35	BA	286	C	N3-C2-O2	-6.50	117.35	121.90
35	BA	392	C	C2-N3-C4	-6.49	116.65	119.90

Continued on next page...

Continued from previous page...

Mol	Chain	Res	Type	Atoms	Z	Observed(°)	Ideal(°)
35	BA	1065	U	C1'-O4'-C4'	-6.49	104.71	109.90
35	BA	1378	A	N7-C8-N9	-6.49	110.55	113.80
35	BA	1878	G	C4-C5-N7	-6.49	108.20	110.80
35	BA	1988	C	C4-C5-C6	6.49	120.65	117.40
1	AA	108	G	N3-C4-N9	-6.49	122.11	126.00
35	BA	775	G	N3-C4-N9	-6.49	122.11	126.00
35	BA	2679	A	N1-C6-N6	-6.49	114.70	118.60
1	AA	1088	G	N3-C4-C5	6.49	131.85	128.60
1	AA	1194	U	N3-C4-O4	6.49	123.94	119.40
1	AA	1531	A	O4'-C1'-N9	-6.49	103.01	108.20
35	BA	1226	A	C4-C5-C6	-6.49	113.75	117.00
35	BA	1601	G	C2-N3-C4	-6.49	108.66	111.90
35	BA	2164	C	C6-N1-C2	-6.49	117.70	120.30
35	BA	2564	A	C8-N9-C4	-6.49	103.20	105.80
35	BA	2674	G	C5'-C4'-C3'	-6.49	105.62	116.00
1	AA	579	G	C2-N3-C4	6.49	115.14	111.90
19	AS	37	ARG	NE-CZ-NH1	6.49	123.54	120.30
35	BA	530	G	C8-N9-C4	-6.49	103.80	106.40
35	BA	1880	C	C4-C5-C6	-6.49	114.16	117.40
35	BA	2766	G	C5-C6-N1	-6.49	108.26	111.50
1	AA	219	C	C2-N3-C4	6.49	123.14	119.90
1	AA	838	G	N3-C2-N2	6.49	124.44	119.90
35	BA	558	G	C5-C6-N1	6.49	114.74	111.50
35	BA	582	G	N1-C2-N2	-6.49	110.36	116.20
35	BA	1300	U	C5-C6-N1	6.49	125.94	122.70
35	BA	572	A	C8-N9-C4	6.49	108.39	105.80
35	BA	1102	C	N3-C4-C5	-6.49	119.31	121.90
35	BA	1899	G	N9-C4-C5	6.49	108.00	105.40
35	BA	2191	G	C4-C5-N7	6.49	113.39	110.80
41	BG	12	TYR	CB-CG-CD2	-6.49	117.11	121.00
1	AA	1185	G	C6-N1-C2	-6.48	121.21	125.10
35	BA	941	A	N9-C4-C5	-6.48	103.21	105.80
35	BA	2799	C	C5-C4-N4	-6.48	115.66	120.20
35	BA	20	C	N3-C2-O2	-6.48	117.36	121.90
35	BA	1026	U	N3-C2-O2	-6.48	117.66	122.20
35	BA	1528(A)	A	C4-C5-N7	6.48	113.94	110.70
35	BA	2139	C	N3-C4-N4	6.48	122.54	118.00
3	AC	127	ARG	NE-CZ-NH1	6.48	123.54	120.30
35	BA	242	G	N1-C2-N3	6.48	127.79	123.90
35	BA	293	U	N3-C4-O4	6.48	123.94	119.40
36	BB	26	A	N1-C6-N6	6.48	122.49	118.60
1	AA	1524	C	C6-N1-C2	6.48	122.89	120.30

Continued on next page...

Continued from previous page...

Mol	Chain	Res	Type	Atoms	Z	Observed(°)	Ideal(°)
1	AA	152	A	C8-N9-C4	6.48	108.39	105.80
1	AA	860	A	O4'-C1'-N9	-6.48	103.02	108.20
1	AA	1200	C	N3-C4-N4	6.48	122.53	118.00
35	BA	1646	C	N3-C4-C5	6.48	124.49	121.90
1	AA	742	G	C8-N9-C4	-6.48	103.81	106.40
35	BA	224	G	C2-N3-C4	-6.48	108.66	111.90
35	BA	768	G	C4-C5-N7	-6.48	108.21	110.80
36	BB	9	G	N9-C4-C5	-6.48	102.81	105.40
1	AA	1452	C	O4'-C1'-N1	6.47	113.38	108.20
35	BA	699	A	C2-N3-C4	-6.47	107.36	110.60
35	BA	2625	G	N7-C8-N9	-6.47	109.86	113.10
4	AD	59	ARG	NE-CZ-NH2	-6.47	117.06	120.30
35	BA	104	U	N3-C4-C5	6.47	118.48	114.60
35	BA	386	G	C5-N7-C8	6.47	107.54	104.30
35	BA	744	G	N3-C4-C5	6.47	131.84	128.60
35	BA	1419	A	N9-C4-C5	-6.47	103.21	105.80
1	AA	28	G	N1-C2-N2	6.47	122.02	116.20
1	AA	793	U	C3'-C2'-C1'	6.47	106.68	101.50
35	BA	1923	U	C2-N3-C4	6.47	130.88	127.00
35	BA	1933	G	N7-C8-N9	6.47	116.33	113.10
1	AA	1030(A)	G	C8-N9-C4	-6.47	103.81	106.40
1	AA	1158	C	N3-C4-N4	-6.47	113.47	118.00
35	BA	672	C	N3-C4-N4	-6.47	113.47	118.00
35	BA	801	G	C4-C5-N7	6.47	113.39	110.80
35	BA	2354	G	C2-N3-C4	6.47	115.13	111.90
1	AA	184	G	N9-C4-C5	-6.47	102.81	105.40
1	AA	801	U	C3'-C2'-C1'	6.47	106.67	101.50
1	AA	824	C	C5-C6-N1	-6.46	117.77	121.00
4	AD	107	ARG	CD-NE-CZ	6.46	132.65	123.60
35	BA	895	U	N1-C1'-C2'	-6.46	104.89	112.00
35	BA	997	G	C4-C5-C6	-6.46	114.92	118.80
35	BA	2038	G	C4-C5-N7	-6.46	108.21	110.80
35	BA	2490	G	N9-C4-C5	6.46	107.99	105.40
36	BB	32	C	C5-C4-N4	-6.46	115.67	120.20
35	BA	479	A	C4-C5-C6	-6.46	113.77	117.00
1	AA	640	A	N7-C8-N9	-6.46	110.57	113.80
1	AA	918	A	C5-N7-C8	6.46	107.13	103.90
1	AA	923	A	C4-C5-N7	6.46	113.93	110.70
35	BA	507	A	O4'-C1'-N9	6.46	113.37	108.20
35	BA	2752	C	C5-C4-N4	-6.46	115.68	120.20
1	AA	511	C	C6-N1-C2	-6.46	117.72	120.30
12	AL	86	ARG	NE-CZ-NH1	-6.46	117.07	120.30

Continued on next page...

Continued from previous page...

Mol	Chain	Res	Type	Atoms	Z	Observed(°)	Ideal(°)
1	AA	156	G	C6-N1-C2	-6.46	121.22	125.10
1	AA	1322	C	O5'-P-OP1	-6.46	99.89	105.70
35	BA	1413	G	O4'-C1'-N9	-6.46	103.03	108.20
1	AA	507	C	C6-N1-C2	-6.46	117.72	120.30
1	AA	756	C	O4'-C1'-N1	6.46	113.36	108.20
3	AC	183	ASP	CB-CG-OD2	-6.46	112.49	118.30
17	AQ	63	ARG	NE-CZ-NH2	-6.46	117.07	120.30
35	BA	2265	U	C2-N3-C4	6.46	130.87	127.00
1	AA	1439	C	N3-C4-C5	6.46	124.48	121.90
35	BA	2066	C	C6-N1-C2	6.46	122.88	120.30
35	BA	2758	A	C8-N9-C4	6.46	108.38	105.80
1	AA	150	C	C5-C6-N1	-6.45	117.77	121.00
1	AA	242	C	N3-C4-C5	6.45	124.48	121.90
1	AA	438	G	N3-C4-N9	6.45	129.87	126.00
1	AA	1030(B)	C	N3-C4-C5	6.45	124.48	121.90
35	BA	266	G	C4-C5-N7	6.45	113.38	110.80
35	BA	537	C	N3-C4-C5	6.45	124.48	121.90
35	BA	1429	G	N3-C4-C5	6.45	131.83	128.60
35	BA	2787	C	N3-C2-O2	-6.45	117.38	121.90
1	AA	18	C	O4'-C1'-N1	6.45	113.36	108.20
35	BA	1969	A	N9-C4-C5	-6.45	103.22	105.80
35	BA	2038	G	N7-C8-N9	-6.45	109.87	113.10
1	AA	1217	C	C5-C4-N4	-6.45	115.69	120.20
35	BA	252	G	N3-C2-N2	-6.45	115.39	119.90
35	BA	598	G	N9-C4-C5	-6.45	102.82	105.40
35	BA	1353	A	N1-C6-N6	6.45	122.47	118.60
35	BA	1448	G	N3-C4-C5	-6.45	125.38	128.60
35	BA	1596	A	C4-C5-N7	6.45	113.92	110.70
51	BT	30	VAL	N-CA-C	6.45	128.42	111.00
1	AA	1281	U	N1-C2-N3	6.45	118.77	114.90
1	AA	1313	U	C1'-O4'-C4'	6.45	115.06	109.90
1	AA	1479	C	O4'-C1'-N1	6.45	113.36	108.20
35	BA	2026	C	C5-C6-N1	6.45	124.22	121.00
35	BA	2306	C	C2-N1-C1'	6.45	125.89	118.80
35	BA	2338	G	C5-C6-O6	-6.45	124.73	128.60
35	BA	2469	A	C5-N7-C8	-6.45	100.67	103.90
35	BA	2478	A	C5-N7-C8	6.45	107.12	103.90
1	AA	401	C	C6-N1-C2	6.45	122.88	120.30
1	AA	1089	G	O4'-C1'-N9	-6.45	103.04	108.20
35	BA	733	G	C5-C6-O6	-6.45	124.73	128.60
35	BA	1571	A	N1-C6-N6	-6.45	114.73	118.60
35	BA	2044	C	C4-C5-C6	6.45	120.62	117.40

Continued on next page...

Continued from previous page...

Mol	Chain	Res	Type	Atoms	Z	Observed(°)	Ideal(°)
35	BA	2752	C	C5'-C4'-C3'	-6.45	105.69	116.00
1	AA	30	U	C5-C4-O4	6.45	129.77	125.90
1	AA	166	G	C2-N3-C4	6.45	115.12	111.90
1	AA	189(G)	G	C4-C5-N7	-6.45	108.22	110.80
1	AA	344	A	C5-C6-N1	-6.45	114.48	117.70
1	AA	885	G	C4-C5-N7	6.45	113.38	110.80
35	BA	480	A	N1-C6-N6	-6.45	114.73	118.60
35	BA	666	G	N9-C4-C5	6.45	107.98	105.40
35	BA	35	G	N7-C8-N9	6.44	116.32	113.10
35	BA	200	U	N1-C2-O2	6.44	127.31	122.80
35	BA	900	A	N1-C6-N6	-6.44	114.73	118.60
35	BA	920	G	C3'-C2'-C1'	-6.44	96.34	101.50
35	BA	1883	G	C5-N7-C8	6.44	107.52	104.30
35	BA	2712(A)	A	N1-C6-N6	6.44	122.47	118.60
1	AA	1218	C	C6-N1-C2	-6.44	117.72	120.30
35	BA	1968	G	N9-C1'-C2'	-6.44	104.91	112.00
35	BA	2012	G	C4-C5-N7	6.44	113.38	110.80
35	BA	2648	C	N3-C4-C5	-6.44	119.32	121.90
36	BB	100	A	C5-N7-C8	6.44	107.12	103.90
51	BT	125	ARG	NE-CZ-NH2	6.44	123.52	120.30
1	AA	548	G	O4'-C1'-N9	6.44	113.35	108.20
1	AA	1122	U	C5-C6-N1	6.44	125.92	122.70
1	AA	1269	A	N9-C4-C5	-6.44	103.22	105.80
35	BA	255	A	N7-C8-N9	-6.44	110.58	113.80
35	BA	2134	A	C8-N9-C4	6.44	108.38	105.80
35	BA	259	G	C5-N7-C8	-6.44	101.08	104.30
35	BA	271(J)	C	N1-C2-O2	6.44	122.76	118.90
35	BA	748	G	C1'-O4'-C4'	-6.44	104.75	109.90
35	BA	931	G	N9-C4-C5	-6.44	102.83	105.40
35	BA	939	G	C5-N7-C8	6.44	107.52	104.30
35	BA	2000	G	N9-C1'-C2'	-6.44	104.92	112.00
35	BA	2688	U	N3-C2-O2	-6.44	117.69	122.20
1	AA	167	G	C3'-C2'-C1'	-6.44	96.35	101.50
1	AA	1075	C	C5-C6-N1	-6.44	117.78	121.00
9	AI	104	ARG	CA-C-N	-6.44	103.03	117.20
35	BA	62	C	C5-C6-N1	6.44	124.22	121.00
35	BA	653	A	N7-C8-N9	6.44	117.02	113.80
35	BA	1065	U	C5-C6-N1	6.44	125.92	122.70
35	BA	103	A	N7-C8-N9	-6.44	110.58	113.80
1	AA	104	G	C8-N9-C4	-6.43	103.83	106.40
1	AA	314	C	C5-C6-N1	6.43	124.22	121.00
1	AA	1124	G	C4-C5-N7	-6.43	108.23	110.80

Continued on next page...

Continued from previous page...

Mol	Chain	Res	Type	Atoms	Z	Observed(°)	Ideal(°)
35	BA	247	G	C5-N7-C8	-6.43	101.08	104.30
35	BA	477	A	C6-N1-C2	-6.43	114.74	118.60
36	BB	106	G	C5-C6-O6	-6.43	124.74	128.60
1	AA	864	A	C8-N9-C4	-6.43	103.23	105.80
1	AA	1214	C	N3-C4-C5	6.43	124.47	121.90
1	AA	1319	A	C4-C5-N7	6.43	113.92	110.70
1	AA	1483	A	N7-C8-N9	-6.43	110.58	113.80
35	BA	363(A)	A	C4-C5-C6	6.43	120.22	117.00
35	BA	593	G	C5-N7-C8	-6.43	101.08	104.30
35	BA	642	G	C2-N3-C4	-6.43	108.68	111.90
35	BA	691	C	N3-C4-C5	-6.43	119.33	121.90
35	BA	1604	C	N3-C4-C5	-6.43	119.33	121.90
1	AA	348	G	N3-C4-N9	6.43	129.86	126.00
35	BA	95	G	C8-N9-C4	-6.43	103.83	106.40
35	BA	370	G	N1-C2-N2	6.43	121.99	116.20
35	BA	962	G	C5'-C4'-O4'	-6.43	101.39	109.10
1	AA	729	A	C5-C6-N6	-6.43	118.56	123.70
35	BA	973	A	C8-N9-C4	6.43	108.37	105.80
1	AA	442	C	C5-C6-N1	-6.43	117.79	121.00
35	BA	627	A	N1-C2-N3	6.43	132.51	129.30
35	BA	1118	C	N3-C4-C5	6.43	124.47	121.90
1	AA	247	G	C2-N3-C4	-6.42	108.69	111.90
1	AA	1318	A	C2-N3-C4	-6.42	107.39	110.60
35	BA	271(U)	G	C6-N1-C2	6.42	128.96	125.10
35	BA	2205	C	C2-N3-C4	-6.42	116.69	119.90
35	BA	2779	U	C6-N1-C2	-6.42	117.15	121.00
1	AA	52	G	C4-C5-N7	-6.42	108.23	110.80
1	AA	960	U	C6-N1-C2	-6.42	117.15	121.00
1	AA	1242	C	C2-N3-C4	6.42	123.11	119.90
35	BA	1916	A	N1-C6-N6	6.42	122.45	118.60
35	BA	1984	G	C2-N3-C4	6.42	115.11	111.90
1	AA	656	C	N3-C4-C5	6.42	124.47	121.90
35	BA	212	G	C4-C5-N7	6.42	113.37	110.80
35	BA	710	G	N3-C4-C5	-6.42	125.39	128.60
35	BA	1291	C	C2-N3-C4	-6.42	116.69	119.90
35	BA	1444	G	C5-N7-C8	-6.42	101.09	104.30
35	BA	2453	A	C4-C5-C6	-6.42	113.79	117.00
35	BA	2564	A	N1-C2-N3	-6.42	126.09	129.30
36	BB	36	C	C3'-C2'-C1'	-6.42	96.36	101.50
1	AA	903	G	N3-C4-C5	-6.42	125.39	128.60
1	AA	1307	U	O5'-P-OP1	-6.42	99.92	105.70
28	B3	31	LEU	O-C-N	6.42	132.97	122.70

Continued on next page...

Continued from previous page...

Mol	Chain	Res	Type	Atoms	Z	Observed(°)	Ideal(°)
35	BA	1700	A	C5-N7-C8	-6.42	100.69	103.90
35	BA	2199	A	N9-C4-C5	6.42	108.37	105.80
23	AX	21	C	C2-N3-C4	-6.42	116.69	119.90
35	BA	2501	C	C5-C6-N1	-6.42	117.79	121.00
1	AA	189(I)	G	N7-C8-N9	6.42	116.31	113.10
1	AA	1295	G	N3-C4-C5	-6.42	125.39	128.60
35	BA	1643	G	C5-C6-O6	6.42	132.45	128.60
35	BA	2479	G	C6-N1-C2	6.42	128.95	125.10
35	BA	68	G	C4-C5-N7	-6.42	108.23	110.80
1	AA	556	C	N3-C4-C5	6.41	124.47	121.90
29	B4	42	PHE	C-N-CA	6.41	137.73	121.70
35	BA	186	G	C5-C6-N1	6.41	114.71	111.50
35	BA	362	U	C3'-C2'-C1'	6.41	106.63	101.50
35	BA	472	A	N1-C2-N3	-6.41	126.09	129.30
35	BA	654(F)	C	O4'-C1'-N1	6.41	113.33	108.20
35	BA	2603	G	C3'-C2'-C1'	-6.41	96.37	101.50
38	BD	104	TYR	CB-CG-CD1	6.41	124.85	121.00
1	AA	31	G	N9-C4-C5	6.41	107.97	105.40
1	AA	774	G	N1-C6-O6	-6.41	116.05	119.90
11	AK	91	ARG	NE-CZ-NH1	-6.41	117.09	120.30
36	BB	113	G	O4'-C1'-N9	-6.41	103.07	108.20
1	AA	860	A	C6-C5-N7	-6.41	127.81	132.30
2	AB	55	PHE	CB-CG-CD2	-6.41	116.31	120.80
24	AY	619	ASP	CB-CG-OD2	-6.41	112.53	118.30
35	BA	1022	G	C5-N7-C8	6.41	107.50	104.30
35	BA	1577	C	N1-C2-O2	6.41	122.75	118.90
1	AA	81	U	N3-C4-O4	-6.41	114.91	119.40
1	AA	498	U	C5'-C4'-O4'	6.41	116.79	109.10
1	AA	584	G	N1-C6-O6	-6.41	116.05	119.90
35	BA	2627	G	C5-N7-C8	-6.41	101.09	104.30
1	AA	687	A	N7-C8-N9	6.41	117.00	113.80
1	AA	1272	G	C2-N3-C4	6.41	115.10	111.90
35	BA	860	U	C5-C4-O4	6.41	129.74	125.90
1	AA	1422	G	C1'-O4'-C4'	-6.41	104.78	109.90
35	BA	826	U	C5-C6-N1	-6.41	119.50	122.70
35	BA	1243	G	C6-N1-C2	6.41	128.94	125.10
35	BA	1286	A	N9-C4-C5	-6.41	103.24	105.80
51	BT	64	ARG	NE-CZ-NH2	-6.41	117.10	120.30
1	AA	811	C	N1-C2-O2	-6.40	115.06	118.90
24	AY	35	TYR	CB-CG-CD1	6.40	124.84	121.00
35	BA	2585	U	N3-C4-O4	6.40	123.88	119.40
1	AA	832	C	N3-C4-C5	6.40	124.46	121.90

Continued on next page...

Continued from previous page...

Mol	Chain	Res	Type	Atoms	Z	Observed(°)	Ideal(°)
35	BA	743	G	C5-C6-N1	6.40	114.70	111.50
1	AA	538	G	O4'-C1'-N9	-6.40	103.08	108.20
1	AA	1295	G	N1-C6-O6	-6.40	116.06	119.90
35	BA	1510	G	N7-C8-N9	-6.40	109.90	113.10
35	BA	2231	C	C5-C6-N1	-6.40	117.80	121.00
35	BA	2578	G	C6-N1-C2	6.40	128.94	125.10
49	BR	103	ARG	NE-CZ-NH2	6.40	123.50	120.30
1	AA	457	C	N3-C4-C5	-6.40	119.34	121.90
35	BA	372	G	C5-N7-C8	6.40	107.50	104.30
1	AA	445	G	C1'-O4'-C4'	-6.40	104.78	109.90
1	AA	563	A	C8-N9-C4	6.40	108.36	105.80
1	AA	582	U	C6-N1-C2	-6.40	117.16	121.00
1	AA	608	A	C6-N1-C2	-6.40	114.76	118.60
35	BA	213	A	C4-C5-N7	6.40	113.90	110.70
36	BB	20	C	O4'-C1'-N1	6.40	113.32	108.20
35	BA	2491	U	C6-N1-C2	-6.40	117.16	121.00
35	BA	290	G	C5-N7-C8	-6.39	101.10	104.30
35	BA	300	A	C6-N1-C2	-6.39	114.76	118.60
35	BA	879	G	C2-N3-C4	-6.39	108.70	111.90
35	BA	909	A	N7-C8-N9	6.39	117.00	113.80
35	BA	1369	G	N1-C6-O6	-6.39	116.06	119.90
35	BA	1598	C	C4'-C3'-C2'	-6.39	96.21	102.60
35	BA	2229	C	N3-C4-C5	-6.39	119.34	121.90
40	BF	23	ASP	CB-CG-OD1	-6.39	112.55	118.30
1	AA	1197	G	C2-N3-C4	-6.39	108.70	111.90
35	BA	940	G	C5-C6-O6	-6.39	124.76	128.60
35	BA	1576	U	C2-N3-C4	6.39	130.84	127.00
9	AI	121	ARG	NE-CZ-NH1	6.39	123.50	120.30
35	BA	2704	C	O4'-C1'-N1	6.39	113.31	108.20
35	BA	619	G	N3-C4-C5	-6.39	125.41	128.60
35	BA	2421	G	C4-C5-N7	6.39	113.36	110.80
35	BA	422	A	C5-C6-N1	-6.39	114.51	117.70
1	AA	142	G	C5-C6-N1	-6.39	108.31	111.50
1	AA	366	C	C2'-C3'-O3'	6.39	123.92	113.70
1	AA	406	G	N1-C2-N3	-6.39	120.07	123.90
1	AA	1425	U	C5-C6-N1	6.39	125.89	122.70
35	BA	1399	C	N1-C2-N3	-6.39	114.73	119.20
36	BB	40	U	N1-C1'-C2'	6.39	122.30	114.00
41	BG	146	TYR	CB-CG-CD2	-6.39	117.17	121.00
56	BY	97	ARG	NE-CZ-NH2	-6.39	117.11	120.30
1	AA	785	G	N1-C6-O6	6.38	123.73	119.90
18	AR	34	TYR	CG-CD1-CE1	6.38	126.41	121.30

Continued on next page...

Continued from previous page...

Mol	Chain	Res	Type	Atoms	Z	Observed(°)	Ideal(°)
35	BA	411	G	C5-N7-C8	-6.38	101.11	104.30
35	BA	2576	G	N3-C2-N2	6.38	124.37	119.90
35	BA	2864	G	C4-C5-C6	6.38	122.63	118.80
2	AB	178	ARG	NE-CZ-NH2	-6.38	117.11	120.30
16	AP	17	TYR	CB-CG-CD2	-6.38	117.17	121.00
35	BA	522	G	N9-C4-C5	6.38	107.95	105.40
35	BA	809	G	N3-C4-C5	-6.38	125.41	128.60
35	BA	1661	G	C5'-C4'-O4'	6.38	116.76	109.10
1	AA	1039	C	O4'-C1'-N1	6.38	113.30	108.20
7	AG	95	ARG	NE-CZ-NH2	-6.38	117.11	120.30
35	BA	1624	G	C5-C6-N1	6.38	114.69	111.50
51	BT	39	ARG	NE-CZ-NH2	6.38	123.49	120.30
1	AA	5	U	N3-C4-C5	6.38	118.43	114.60
1	AA	453	A	N9-C4-C5	-6.38	103.25	105.80
1	AA	854	G	N3-C4-N9	6.38	129.83	126.00
1	AA	933	G	C2-N3-C4	-6.38	108.71	111.90
35	BA	118	A	C5-N7-C8	6.38	107.09	103.90
35	BA	2347	C	C5-C4-N4	-6.38	115.73	120.20
35	BA	2792	G	N7-C8-N9	6.38	116.29	113.10
45	BN	3	THR	N-CA-C	-6.38	93.78	111.00
1	AA	729	A	N1-C6-N6	6.38	122.43	118.60
1	AA	1289	A	N9-C4-C5	-6.38	103.25	105.80
35	BA	139	G	C4-C5-N7	6.38	113.35	110.80
35	BA	271(S)	G	C4-C5-C6	6.38	122.63	118.80
35	BA	631	A	O4'-C1'-N9	6.38	113.30	108.20
35	BA	654(C)	G	C6-C5-N7	-6.38	126.57	130.40
35	BA	828	U	C5-C6-N1	-6.38	119.51	122.70
35	BA	935	C	C6-N1-C2	6.38	122.85	120.30
35	BA	1394	U	C5-C6-N1	-6.38	119.51	122.70
35	BA	2015	A	N9-C1'-C2'	6.38	122.29	114.00
35	BA	2161	C	C4-C5-C6	6.38	120.59	117.40
35	BA	2809	A	O4'-C1'-N9	6.38	113.30	108.20
1	AA	189(H)	G	N3-C4-C5	-6.38	125.41	128.60
1	AA	1260	C	N3-C2-O2	6.38	126.36	121.90
1	AA	126	G	C4-C5-C6	6.37	122.62	118.80
1	AA	471	G	C2-N3-C4	6.37	115.09	111.90
1	AA	1049	U	N1-C2-O2	6.37	127.26	122.80
1	AA	1086	U	N1-C2-O2	6.37	127.26	122.80
35	BA	744	G	C5'-C4'-C3'	-6.37	105.80	116.00
35	BA	2060	A	N7-C8-N9	6.37	116.99	113.80
36	BB	117	G	N3-C4-C5	-6.37	125.41	128.60
1	AA	1345	U	N3-C4-C5	-6.37	110.78	114.60

Continued on next page...

Continued from previous page...

Mol	Chain	Res	Type	Atoms	Z	Observed(°)	Ideal(°)
35	BA	400	G	N7-C8-N9	-6.37	109.91	113.10
35	BA	615	G	C4-C5-C6	-6.37	114.98	118.80
35	BA	2606	C	C5-C4-N4	-6.37	115.74	120.20
35	BA	2834	G	C8-N9-C4	6.37	108.95	106.40
1	AA	106	C	C6-N1-C2	6.37	122.85	120.30
1	AA	1422	G	C4-C5-C6	-6.37	114.98	118.80
21	AU	21	TYR	CB-CG-CD1	6.37	124.82	121.00
35	BA	2007	C	N1-C2-O2	-6.37	115.08	118.90
1	AA	772	U	C5-C6-N1	6.37	125.89	122.70
35	BA	71	A	N1-C2-N3	-6.37	126.12	129.30
35	BA	902	C	C6-N1-C2	-6.37	117.75	120.30
35	BA	2159	G	C2-N3-C4	-6.37	108.72	111.90
1	AA	1267	C	C5-C6-N1	-6.37	117.82	121.00
35	BA	2639	A	C5-C6-N1	6.37	120.88	117.70
1	AA	639	G	C4'-C3'-C2'	-6.37	96.23	102.60
1	AA	662	G	N3-C4-C5	-6.37	125.42	128.60
1	AA	1419	G	C5-C6-O6	-6.37	124.78	128.60
35	BA	143	G	N1-C2-N2	-6.37	110.47	116.20
35	BA	226	G	C2-N3-C4	6.37	115.08	111.90
35	BA	1781	C	C6-N1-C2	-6.37	117.75	120.30
35	BA	2355	C	C4-C5-C6	6.37	120.58	117.40
1	AA	1086	U	N3-C4-O4	6.36	123.86	119.40
35	BA	271(M)	G	O4'-C1'-N9	6.36	113.29	108.20
35	BA	458	G	C8-N9-C4	6.36	108.95	106.40
35	BA	1561	G	N1-C2-N2	-6.36	110.47	116.20
35	BA	1718	G	C5'-C4'-O4'	-6.36	101.46	109.10
36	BB	15	A	C5-C6-N6	-6.36	118.61	123.70
1	AA	1117	G	C8-N9-C4	-6.36	103.86	106.40
35	BA	784	A	N9-C1'-C2'	6.36	122.27	114.00
35	BA	1654	A	O4'-C1'-N9	6.36	113.29	108.20
1	AA	320	C	N3-C4-C5	-6.36	119.36	121.90
35	BA	119	A	C1'-O4'-C4'	-6.36	104.81	109.90
35	BA	468	G	C4-C5-N7	6.36	113.34	110.80
35	BA	1691	C	O4'-C1'-N1	-6.36	103.11	108.20
35	BA	2181	G	C8-N9-C4	-6.36	103.86	106.40
35	BA	92	A	N1-C6-N6	-6.36	114.78	118.60
35	BA	406	G	N3-C2-N2	6.36	124.35	119.90
1	AA	237	C	N1-C1'-C2'	-6.36	105.01	112.00
1	AA	523	A	C8-N9-C4	-6.36	103.26	105.80
1	AA	527	G	N1-C2-N2	6.36	121.92	116.20
35	BA	179	G	N9-C4-C5	6.36	107.94	105.40
35	BA	1692	U	N3-C2-O2	-6.36	117.75	122.20

Continued on next page...

Continued from previous page...

Mol	Chain	Res	Type	Atoms	Z	Observed(°)	Ideal(°)
35	BA	1799	G	C6-N1-C2	-6.36	121.28	125.10
35	BA	2647	U	N3-C2-O2	-6.36	117.75	122.20
1	AA	1037	C	N3-C4-C5	-6.36	119.36	121.90
22	AV	17	C	C4-C5-C6	-6.36	114.22	117.40
35	BA	1441	G	N7-C8-N9	6.36	116.28	113.10
1	AA	358	U	C4-C5-C6	-6.35	115.89	119.70
1	AA	979	C	C2-N3-C4	-6.35	116.72	119.90
1	AA	1497	G	C2-N3-C4	6.35	115.08	111.90
2	AB	163	PHE	CB-CG-CD1	6.35	125.25	120.80
35	BA	717	G	C5-C6-N1	6.35	114.68	111.50
35	BA	1466	G	C4-C5-N7	6.35	113.34	110.80
1	AA	143	A	C4-C5-C6	6.35	120.18	117.00
1	AA	824	C	C6-N1-C2	6.35	122.84	120.30
35	BA	647	G	C8-N9-C4	-6.35	103.86	106.40
35	BA	917	A	C4-C5-N7	-6.35	107.53	110.70
35	BA	1266	G	N7-C8-N9	-6.35	109.92	113.10
1	AA	1008	C	C2-N3-C4	-6.35	116.72	119.90
35	BA	16	G	C5-C6-N1	-6.35	108.33	111.50
35	BA	1559	G	N1-C6-O6	6.35	123.71	119.90
35	BA	2462	U	C5-C4-O4	-6.35	122.09	125.90
1	AA	648	A	N9-C4-C5	6.35	108.34	105.80
22	AV	12	G	N9-C4-C5	-6.35	102.86	105.40
22	AV	73	A	N1-C2-N3	-6.35	126.13	129.30
35	BA	118	A	C8-N9-C4	6.35	108.34	105.80
35	BA	472	A	N7-C8-N9	6.35	116.97	113.80
35	BA	1986	A	C5-C6-N1	-6.35	114.53	117.70
35	BA	2481	G	C5-N7-C8	6.35	107.47	104.30
35	BA	2576	G	N1-C2-N2	-6.35	110.49	116.20
35	BA	2696	U	N1-C2-N3	6.35	118.71	114.90
1	AA	537	G	C5-C6-N1	-6.35	108.33	111.50
35	BA	1851	U	O4'-C1'-N1	-6.35	103.12	108.20
1	AA	13	U	O4'-C1'-N1	6.34	113.28	108.20
35	BA	960	A	C5-C6-N6	6.34	128.78	123.70
35	BA	1117	G	C5-C6-O6	6.34	132.41	128.60
35	BA	2667	C	C5-C6-N1	6.34	124.17	121.00
40	BF	62	ARG	NE-CZ-NH1	6.34	123.47	120.30
35	BA	701	G	C8-N9-C4	6.34	108.94	106.40
35	BA	1073	A	C5-C6-N1	-6.34	114.53	117.70
35	BA	1097	U	O4'-C1'-N1	6.34	113.27	108.20
35	BA	1198	U	C2-N3-C4	-6.34	123.19	127.00
1	AA	515	G	N3-C4-N9	-6.34	122.19	126.00
35	BA	1048	A	C2-N3-C4	-6.34	107.43	110.60

Continued on next page...

Continued from previous page...

Mol	Chain	Res	Type	Atoms	Z	Observed(°)	Ideal(°)
35	BA	1087	G	N3-C4-N9	-6.34	122.20	126.00
35	BA	1987	G	C1'-O4'-C4'	6.34	114.97	109.90
35	BA	2400	G	C4-C5-C6	6.34	122.60	118.80
1	AA	373	A	O4'-C1'-N9	-6.34	103.13	108.20
1	AA	579	G	N3-C4-C5	-6.34	125.43	128.60
1	AA	733	A	O4'-C1'-N9	-6.34	103.13	108.20
35	BA	1313	U	O4'-C1'-N1	6.34	113.27	108.20
35	BA	1825	A	N1-C6-N6	-6.34	114.80	118.60
1	AA	129(A)	G	N1-C2-N2	6.34	121.90	116.20
35	BA	248	G	N9-C4-C5	-6.34	102.86	105.40
1	AA	642	A	N1-C6-N6	-6.34	114.80	118.60
24	AY	197	ARG	NE-CZ-NH1	-6.34	117.13	120.30
35	BA	271(S)	G	C8-N9-C4	-6.34	103.86	106.40
35	BA	800	A	C5-C6-N1	-6.34	114.53	117.70
35	BA	2082	A	C5-N7-C8	-6.34	100.73	103.90
35	BA	2089	U	C4-C5-C6	6.34	123.50	119.70
35	BA	2234	G	N3-C4-C5	-6.34	125.43	128.60
4	AD	73	ARG	NE-CZ-NH2	-6.33	117.13	120.30
35	BA	20	C	N1-C2-O2	6.33	122.70	118.90
35	BA	358	U	C1'-O4'-C4'	-6.33	104.83	109.90
35	BA	559	G	C8-N9-C4	-6.33	103.87	106.40
35	BA	621	A	C6-C5-N7	-6.33	127.87	132.30
35	BA	1275	A	C5-C6-N6	6.33	128.77	123.70
35	BA	1440	G	C4-C5-N7	-6.33	108.27	110.80
1	AA	592	G	C5-C6-N1	6.33	114.67	111.50
1	AA	684	A	O4'-C1'-N9	6.33	113.27	108.20
35	BA	451	C	C5-C6-N1	-6.33	117.83	121.00
35	BA	1098	A	O4'-C1'-N9	6.33	113.27	108.20
35	BA	1631	C	C6-N1-C2	-6.33	117.77	120.30
35	BA	1882	C	N3-C4-C5	6.33	124.43	121.90
35	BA	2030	A	C1'-O4'-C4'	-6.33	104.83	109.90
1	AA	577	G	C5-C6-N1	6.33	114.66	111.50
35	BA	28	A	N1-C6-N6	-6.33	114.80	118.60
35	BA	654(J)	A	O4'-C1'-N9	6.33	113.26	108.20
1	AA	146	G	N3-C4-C5	-6.33	125.44	128.60
35	BA	285	C	C6-N1-C2	6.33	122.83	120.30
1	AA	769	G	C5-N7-C8	6.33	107.46	104.30
24	AY	439	ARG	NE-CZ-NH1	-6.33	117.14	120.30
35	BA	139	G	N3-C4-C5	6.33	131.76	128.60
35	BA	271(U)	G	C4-C5-N7	-6.33	108.27	110.80
35	BA	1022	G	N7-C8-N9	-6.33	109.94	113.10
35	BA	1069	A	N3-C4-C5	-6.33	122.37	126.80

Continued on next page...

Continued from previous page...

Mol	Chain	Res	Type	Atoms	Z	Observed(°)	Ideal(°)
35	BA	1242	A	C2-N3-C4	-6.33	107.44	110.60
35	BA	1368	G	N1-C2-N3	6.33	127.69	123.90
35	BA	2505	G	N3-C4-N9	6.33	129.79	126.00
1	AA	695	A	C5-C6-N1	-6.32	114.54	117.70
22	AV	76	A	C4-C5-C6	6.32	120.16	117.00
35	BA	304	G	C6-N1-C2	6.32	128.89	125.10
35	BA	1645	G	N3-C2-N2	6.32	124.33	119.90
35	BA	1822	G	N3-C4-N9	-6.32	122.21	126.00
35	BA	1933	G	N9-C4-C5	6.32	107.93	105.40
1	AA	447	G	C6-C5-N7	-6.32	126.61	130.40
35	BA	582	G	C8-N9-C4	-6.32	103.87	106.40
35	BA	895	U	C6-N1-C2	-6.32	117.21	121.00
35	BA	2409	G	C4-C5-C6	-6.32	115.01	118.80
1	AA	1030(C)	G	N3-C4-N9	-6.32	122.21	126.00
35	BA	1655	A	N9-C4-C5	6.32	108.33	105.80
35	BA	2125	G	N1-C2-N3	6.32	127.69	123.90
35	BA	2842	G	N1-C2-N3	-6.32	120.11	123.90
1	AA	798	G	C6-N1-C2	-6.32	121.31	125.10
4	AD	66	ARG	NE-CZ-NH1	6.32	123.46	120.30
35	BA	537	C	N3-C2-O2	-6.32	117.48	121.90
35	BA	2846	G	N3-C4-N9	6.32	129.79	126.00
1	AA	514	C	C2-N3-C4	6.32	123.06	119.90
1	AA	1255	G	C5-C6-N1	-6.32	108.34	111.50
35	BA	557	U	N3-C2-O2	-6.32	117.78	122.20
35	BA	1056	G	N9-C4-C5	-6.32	102.87	105.40
35	BA	2182	G	C2-N3-C4	-6.32	108.74	111.90
35	BA	2322	A	N1-C2-N3	-6.32	126.14	129.30
1	AA	231	G	C2-N3-C4	6.32	115.06	111.90
1	AA	360	A	N9-C1'-C2'	-6.32	105.05	112.00
1	AA	647	C	C2-N3-C4	6.32	123.06	119.90
1	AA	776	G	C2-N3-C4	6.32	115.06	111.90
1	AA	1050	G	N7-C8-N9	-6.32	109.94	113.10
1	AA	1298	C	O4'-C1'-N1	6.32	113.25	108.20
22	AV	40	C	N1-C2-O2	6.32	122.69	118.90
35	BA	730	C	C2-N3-C4	-6.32	116.74	119.90
35	BA	1296	G	C8-N9-C4	6.32	108.93	106.40
35	BA	1933	G	C4-C5-N7	-6.32	108.27	110.80
1	AA	1423	G	C4-C5-C6	6.31	122.59	118.80
35	BA	357	A	N1-C2-N3	-6.31	126.14	129.30
35	BA	1051	G	N3-C4-C5	-6.31	125.44	128.60
35	BA	1242	A	C5-C6-N1	-6.31	114.54	117.70
1	AA	799	G	N3-C4-N9	6.31	129.79	126.00

Continued on next page...

Continued from previous page...

Mol	Chain	Res	Type	Atoms	Z	Observed(°)	Ideal(°)
35	BA	309	G	C6-C5-N7	6.31	134.19	130.40
35	BA	532	A	C8-N9-C4	-6.31	103.28	105.80
35	BA	849	A	N9-C1'-C2'	-6.31	105.06	112.00
35	BA	991	C	N3-C4-C5	-6.31	119.38	121.90
35	BA	2361	A	C6-N1-C2	6.31	122.39	118.60
35	BA	2465	C	N1-C2-O2	-6.31	115.11	118.90
1	AA	1013	G	C6-N1-C2	-6.31	121.31	125.10
35	BA	908	C	C5-C6-N1	-6.31	117.84	121.00
35	BA	1185	C	C2-N3-C4	6.31	123.06	119.90
35	BA	1256	G	N1-C2-N3	-6.31	120.11	123.90
35	BA	2859	G	C1'-O4'-C4'	-6.31	104.85	109.90
36	BB	47	C	N3-C4-C5	-6.31	119.38	121.90
1	AA	1234	C	C1'-O4'-C4'	-6.31	104.85	109.90
35	BA	415	A	N9-C4-C5	6.31	108.32	105.80
35	BA	654(U)	A	C8-N9-C4	-6.31	103.28	105.80
35	BA	2332	U	N3-C4-O4	-6.31	114.98	119.40
1	AA	1256	A	O4'-C1'-N9	-6.31	103.16	108.20
35	BA	186	G	O4'-C1'-N9	-6.31	103.16	108.20
35	BA	1820	U	C3'-C2'-C1'	-6.31	96.45	101.50
35	BA	2271	G	C6-N1-C2	-6.31	121.32	125.10
35	BA	2378	A	C2-N3-C4	-6.31	107.45	110.60
1	AA	625	G	C8-N9-C4	6.31	108.92	106.40
23	AX	14	A	C1'-O4'-C4'	-6.30	104.86	109.90
24	AY	108	PHE	CB-CG-CD2	6.30	125.21	120.80
35	BA	71	A	C2-N3-C4	6.30	113.75	110.60
35	BA	718	A	C8-N9-C4	-6.30	103.28	105.80
35	BA	853	G	N3-C4-N9	6.30	129.78	126.00
35	BA	1586	A	N9-C4-C5	-6.30	103.28	105.80
35	BA	1616	A	N9-C4-C5	6.30	108.32	105.80
35	BA	2570	G	C5-C6-N1	-6.30	108.35	111.50
35	BA	290	G	N7-C8-N9	6.30	116.25	113.10
1	AA	256	U	O4'-C1'-N1	-6.30	103.16	108.20
1	AA	801	U	N3-C4-C5	6.30	118.38	114.60
35	BA	349	G	N3-C4-N9	6.30	129.78	126.00
35	BA	466	A	N1-C2-N3	6.30	132.45	129.30
35	BA	2405	G	O4'-C1'-N9	6.30	113.24	108.20
35	BA	651	G	N1-C6-O6	6.30	123.68	119.90
35	BA	700	G	C6-N1-C2	-6.30	121.32	125.10
35	BA	776	G	N3-C4-C5	-6.30	125.45	128.60
35	BA	1122	G	C2-N3-C4	-6.30	108.75	111.90
35	BA	1631(A)	A	O4'-C1'-N9	6.30	113.24	108.20
35	BA	2024	G	N1-C6-O6	-6.30	116.12	119.90

Continued on next page...

Continued from previous page...

Mol	Chain	Res	Type	Atoms	Z	Observed(°)	Ideal(°)
35	BA	2759	G	N9-C1'-C2'	-6.30	105.07	112.00
1	AA	602	A	C3'-C2'-C1'	-6.30	96.46	101.50
35	BA	2444	G	O4'-C1'-N9	-6.30	103.16	108.20
1	AA	473	G	C1'-O4'-C4'	-6.30	104.86	109.90
35	BA	799	G	N3-C4-C5	6.30	131.75	128.60
35	BA	1308	A	N7-C8-N9	6.30	116.95	113.80
35	BA	1520	G	N3-C4-N9	6.30	129.78	126.00
1	AA	564	C	N3-C4-C5	6.29	124.42	121.90
35	BA	2353	G	P-O3'-C3'	6.29	127.25	119.70
1	AA	68	G	N1-C2-N3	6.29	127.68	123.90
1	AA	1236	A	N1-C2-N3	6.29	132.45	129.30
35	BA	813	U	C5-C6-N1	-6.29	119.55	122.70
35	BA	872	A	C2-N3-C4	6.29	113.75	110.60
35	BA	1252	G	N7-C8-N9	6.29	116.25	113.10
35	BA	2282	G	C2-N3-C4	6.29	115.05	111.90
36	BB	7	G	C6-N1-C2	-6.29	121.32	125.10
1	AA	41	G	C4-C5-C6	-6.29	115.03	118.80
1	AA	980	C	C2-N3-C4	-6.29	116.75	119.90
35	BA	358	U	O4'-C1'-C2'	6.29	113.26	107.60
35	BA	1127	A	C1'-O4'-C4'	-6.29	104.87	109.90
35	BA	1845	G	N3-C2-N2	-6.29	115.50	119.90
1	AA	1304	G	N9-C4-C5	-6.29	102.88	105.40
22	AV	39	C	N3-C4-N4	6.29	122.40	118.00
24	AY	637	ARG	NE-CZ-NH2	-6.29	117.16	120.30
35	BA	272(I)	U	N3-C4-O4	6.29	123.80	119.40
35	BA	1282	U	C6-N1-C2	-6.29	117.23	121.00
35	BA	1811	G	C5-N7-C8	-6.29	101.16	104.30
35	BA	2234	G	N7-C8-N9	6.29	116.24	113.10
35	BA	2892	A	N9-C4-C5	-6.29	103.28	105.80
1	AA	1492	A	N3-C4-C5	-6.29	122.40	126.80
35	BA	1827	C	C6-N1-C2	-6.29	117.78	120.30
38	BD	60	ARG	NE-CZ-NH1	-6.29	117.16	120.30
1	AA	438	G	C4-C5-N7	-6.29	108.29	110.80
35	BA	220	G	C4-C5-C6	6.29	122.57	118.80
35	BA	867	C	N1-C2-O2	6.29	122.67	118.90
1	AA	53	A	O4'-C1'-N9	6.28	113.23	108.20
1	AA	423	G	C4-C5-N7	-6.28	108.29	110.80
24	AY	203	GLU	OE1-CD-OE2	-6.28	115.76	123.30
35	BA	254	G	C5-N7-C8	6.28	107.44	104.30
35	BA	558	G	N9-C4-C5	-6.28	102.89	105.40
1	AA	235	C	N3-C4-C5	6.28	124.41	121.90
35	BA	174	C	C6-N1-C2	6.28	122.81	120.30

Continued on next page...

Continued from previous page...

Mol	Chain	Res	Type	Atoms	Z	Observed(°)	Ideal(°)
35	BA	1252	G	C8-N9-C4	-6.28	103.89	106.40
35	BA	2757	A	N3-C4-C5	6.28	131.20	126.80
1	AA	326	G	N1-C2-N3	-6.28	120.13	123.90
1	AA	570	G	N9-C4-C5	6.28	107.91	105.40
35	BA	765	G	C6-C5-N7	-6.28	126.63	130.40
1	AA	1030(A)	G	C5-C6-O6	-6.28	124.83	128.60
1	AA	1236	A	C5-C6-N1	-6.28	114.56	117.70
1	AA	1359	C	C4-C5-C6	-6.28	114.26	117.40
35	BA	1971	A	C6-N1-C2	-6.28	114.83	118.60
1	AA	101	A	N1-C2-N3	6.28	132.44	129.30
1	AA	1128	C	N3-C4-C5	6.28	124.41	121.90
35	BA	818	G	N7-C8-N9	6.28	116.24	113.10
1	AA	343	U	O4'-C1'-N1	6.27	113.22	108.20
1	AA	554	C	C6-N1-C2	-6.27	117.79	120.30
1	AA	1502	A	N1-C6-N6	6.27	122.36	118.60
35	BA	585	G	O4'-C1'-N9	6.27	113.22	108.20
35	BA	1531	C	C5-C4-N4	-6.27	115.81	120.20
36	BB	51	G	N9-C4-C5	-6.27	102.89	105.40
1	AA	495	A	C8-N9-C4	6.27	108.31	105.80
1	AA	662	G	C4-C5-C6	6.27	122.56	118.80
1	AA	790	A	N1-C2-N3	6.27	132.44	129.30
1	AA	1029	C	C2-N1-C1'	6.27	125.70	118.80
35	BA	1323	U	OP1-P-OP2	-6.27	110.19	119.60
35	BA	854	G	C4-C5-N7	-6.27	108.29	110.80
35	BA	981	A	N1-C6-N6	6.27	122.36	118.60
35	BA	1528(A)	A	C6-N1-C2	-6.27	114.84	118.60
1	AA	80	G	C8-N9-C4	-6.27	103.89	106.40
1	AA	229	U	C2-N3-C4	6.27	130.76	127.00
1	AA	805	C	C5-C4-N4	-6.27	115.81	120.20
35	BA	775	G	N9-C4-C5	6.27	107.91	105.40
35	BA	1932	A	C5-C6-N1	6.27	120.83	117.70
35	BA	2776	A	N7-C8-N9	6.27	116.93	113.80
1	AA	942	G	N3-C2-N2	6.27	124.29	119.90
5	AE	144	THR	CA-CB-CG2	-6.27	103.63	112.40
18	AR	54	ARG	NE-CZ-NH2	-6.27	117.17	120.30
35	BA	201	C	C4-C5-C6	-6.27	114.27	117.40
35	BA	602	G	C2-N3-C4	6.27	115.03	111.90
35	BA	1332	G	C4-C5-N7	6.27	113.31	110.80
35	BA	1421	G	C8-N9-C4	-6.27	103.89	106.40
1	AA	1032	G	N3-C4-N9	6.26	129.76	126.00
1	AA	1502	A	N1-C2-N3	-6.26	126.17	129.30
35	BA	1435	G	C2-N3-C4	-6.26	108.77	111.90

Continued on next page...

Continued from previous page...

Mol	Chain	Res	Type	Atoms	Z	Observed(°)	Ideal(°)
35	BA	2372	G	C4-C5-N7	6.26	113.31	110.80
35	BA	2392	A	O4'-C1'-N9	6.26	113.21	108.20
35	BA	2565	A	C5-N7-C8	-6.26	100.77	103.90
1	AA	1392	G	N1-C6-O6	-6.26	116.14	119.90
35	BA	45	C	N3-C4-C5	-6.26	119.39	121.90
35	BA	633	A	O4'-C1'-N9	-6.26	103.19	108.20
35	BA	1778	U	C2-N3-C4	-6.26	123.24	127.00
35	BA	1880	C	C1'-O4'-C4'	-6.26	104.89	109.90
35	BA	733	G	N3-C4-C5	-6.26	125.47	128.60
35	BA	1455	G	C5-N7-C8	-6.26	101.17	104.30
35	BA	2145	C	C4'-C3'-C2'	6.26	108.86	102.60
35	BA	2308	G	N3-C4-C5	-6.26	125.47	128.60
35	BA	2398	U	N3-C2-O2	6.26	126.58	122.20
35	BA	2810	A	N9-C4-C5	6.26	108.31	105.80
1	AA	926	G	N3-C4-C5	-6.26	125.47	128.60
1	AA	1231	G	C5-N7-C8	6.26	107.43	104.30
35	BA	1266	G	C8-N9-C4	6.26	108.90	106.40
35	BA	1313	U	N1-C1'-C2'	6.26	122.14	114.00
35	BA	1519	G	C4-C5-N7	-6.26	108.30	110.80
35	BA	2000	G	C8-N9-C4	-6.26	103.90	106.40
35	BA	2137	C	N3-C4-N4	6.26	122.38	118.00
35	BA	2451	A	C2-N3-C4	6.26	113.73	110.60
35	BA	2827	C	C2-N3-C4	6.26	123.03	119.90
36	BB	40	U	C5-C6-N1	6.26	125.83	122.70
47	BP	52	GLU	N-CA-C	6.26	127.90	111.00
35	BA	1215	G	N3-C4-N9	6.26	129.75	126.00
1	AA	21	G	N9-C4-C5	6.26	107.90	105.40
1	AA	1056	U	C2-N3-C4	-6.26	123.25	127.00
35	BA	360	G	C2-N3-C4	6.26	115.03	111.90
35	BA	2264	C	C6-N1-C2	6.26	122.80	120.30
35	BA	2369	A	C4'-C3'-C2'	-6.26	96.34	102.60
1	AA	360	A	C4-C5-N7	-6.25	107.57	110.70
35	BA	1375	C	N1-C2-O2	6.25	122.65	118.90
1	AA	1401	G	O4'-C1'-N9	6.25	113.20	108.20
30	B5	55	ARG	NE-CZ-NH2	-6.25	117.17	120.30
35	BA	719	C	N3-C2-O2	-6.25	117.52	121.90
35	BA	1925	C	C5-C6-N1	6.25	124.13	121.00
35	BA	2064	C	C5'-C4'-O4'	6.25	116.60	109.10
1	AA	646	U	C5-C4-O4	6.25	129.65	125.90
1	AA	1269	A	C5-N7-C8	-6.25	100.78	103.90
1	AA	1273	G	C4-C5-N7	6.25	113.30	110.80
1	AA	174	C	N3-C4-C5	6.25	124.40	121.90

Continued on next page...

Continued from previous page...

Mol	Chain	Res	Type	Atoms	Z	Observed(°)	Ideal(°)
35	BA	271(Q)	G	N1-C6-O6	6.25	123.65	119.90
35	BA	684	G	C6-C5-N7	6.25	134.15	130.40
35	BA	763	G	C5-C6-N1	-6.25	108.38	111.50
35	BA	1161	C	N1-C2-O2	-6.25	115.15	118.90
35	BA	1262	A	C4-C5-C6	6.25	120.12	117.00
35	BA	2543	G	N1-C6-O6	6.25	123.65	119.90
1	AA	250	A	C2-N3-C4	6.25	113.72	110.60
35	BA	637	A	C5-C6-N1	-6.25	114.58	117.70
35	BA	861	A	C5-C6-N6	6.25	128.70	123.70
36	BB	112	U	C6-N1-C2	6.25	124.75	121.00
1	AA	68	G	C2-N3-C4	-6.25	108.78	111.90
35	BA	2195	C	C5-C6-N1	-6.25	117.88	121.00
35	BA	2646	C	C5-C6-N1	6.25	124.12	121.00
35	BA	2785	C	C4-C5-C6	-6.25	114.28	117.40
1	AA	650	G	C8-N9-C4	6.24	108.90	106.40
3	AC	38	ARG	NE-CZ-NH2	-6.24	117.18	120.30
35	BA	346	A	C5-C6-N1	6.24	120.82	117.70
35	BA	597	U	C4'-C3'-C2'	-6.24	96.36	102.60
35	BA	620	G	N7-C8-N9	6.24	116.22	113.10
35	BA	671	C	O4'-C1'-N1	6.24	113.19	108.20
35	BA	883	G	C2-N3-C4	-6.24	108.78	111.90
35	BA	1745(A)	C	C4-C5-C6	6.24	120.52	117.40
35	BA	2009	G	N1-C6-O6	6.24	123.65	119.90
35	BA	2832	U	C2-N3-C4	-6.24	123.25	127.00
35	BA	330	A	C8-N9-C4	6.24	108.30	105.80
35	BA	1465	G	N3-C4-C5	-6.24	125.48	128.60
1	AA	1493	A	O4'-C1'-N9	-6.24	103.21	108.20
1	AA	39	G	C2-N3-C4	-6.24	108.78	111.90
1	AA	238	G	N3-C4-C5	-6.24	125.48	128.60
1	AA	598	U	C6-N1-C2	6.24	124.74	121.00
35	BA	968	G	N9-C1'-C2'	-6.24	105.14	112.00
35	BA	1060	U	N3-C4-O4	6.24	123.77	119.40
35	BA	1563	G	C2-N3-C4	6.24	115.02	111.90
35	BA	2817	G	C5-C6-O6	-6.24	124.86	128.60
48	BQ	101	ARG	NE-CZ-NH2	-6.24	117.18	120.30
1	AA	446	G	N1-C2-N3	6.24	127.64	123.90
1	AA	1084	G	N3-C4-C5	-6.24	125.48	128.60
35	BA	113	G	C4-C5-N7	6.24	113.30	110.80
35	BA	1954	G	C4-C5-C6	-6.24	115.06	118.80
35	BA	2569	G	C5-N7-C8	-6.24	101.18	104.30
36	BB	84	C	C5'-C4'-C3'	-6.24	106.02	116.00
1	AA	488	C	N1-C2-N3	6.23	123.56	119.20

Continued on next page...

Continued from previous page...

Mol	Chain	Res	Type	Atoms	Z	Observed(°)	Ideal(°)
35	BA	650	C	C4-C5-C6	-6.23	114.28	117.40
35	BA	655	A	C4-C5-N7	6.23	113.82	110.70
1	AA	989	C	C6-N1-C2	-6.23	117.81	120.30
35	BA	1794	U	N3-C4-O4	6.23	123.76	119.40
35	BA	2171	A	C8-N9-C4	6.23	108.29	105.80
40	BF	116	ASP	CB-CG-OD1	6.23	123.91	118.30
1	AA	365	U	C3'-C2'-C1'	6.23	106.48	101.50
1	AA	666	G	C2-N3-C4	-6.23	108.78	111.90
1	AA	1281	U	C5-C4-O4	-6.23	122.16	125.90
1	AA	445	G	N3-C4-C5	6.23	131.71	128.60
35	BA	744	G	C4-C5-C6	-6.23	115.06	118.80
35	BA	1478	G	N9-C4-C5	-6.23	102.91	105.40
1	AA	184	G	C3'-C2'-C1'	6.23	106.48	101.50
35	BA	1100	C	N3-C2-O2	-6.23	117.54	121.90
1	AA	840	C	C5-C6-N1	6.23	124.11	121.00
1	AA	1019	C	C4-C5-C6	6.23	120.51	117.40
1	AA	1505	G	C5-N7-C8	-6.23	101.19	104.30
35	BA	1432	C	C6-N1-C2	6.23	122.79	120.30
35	BA	1496	A	C8-N9-C4	-6.23	103.31	105.80
1	AA	324	G	C4-C5-N7	6.22	113.29	110.80
1	AA	1068	G	O5'-P-OP1	6.22	118.17	110.70
1	AA	1257	U	C3'-C2'-C1'	-6.22	96.52	101.50
1	AA	1344	C	N3-C4-N4	-6.22	113.64	118.00
35	BA	1819	A	N3-C4-C5	-6.22	122.44	126.80
35	BA	2036	C	O5'-P-OP2	-6.22	100.10	105.70
35	BA	2361	A	N9-C4-C5	-6.22	103.31	105.80
36	BB	116	G	N1-C6-O6	6.22	123.63	119.90
1	AA	174	C	C5-C4-N4	-6.22	115.84	120.20
1	AA	315	A	C6-N1-C2	6.22	122.33	118.60
1	AA	1251	A	C4-C5-N7	6.22	113.81	110.70
24	AY	439	ARG	NE-CZ-NH2	6.22	123.41	120.30
35	BA	89	G	N9-C4-C5	6.22	107.89	105.40
35	BA	682	G	N3-C2-N2	6.22	124.26	119.90
35	BA	45	C	C6-N1-C2	-6.22	117.81	120.30
35	BA	1511	C	C5-C6-N1	6.22	124.11	121.00
1	AA	506	G	N7-C8-N9	6.22	116.21	113.10
1	AA	532	A	C5-N7-C8	-6.22	100.79	103.90
13	AM	102	ARG	NE-CZ-NH1	6.22	123.41	120.30
35	BA	201	C	C6-N1-C2	-6.22	117.81	120.30
35	BA	2834	G	C2-N3-C4	6.22	115.01	111.90
1	AA	1055	A	C2-N3-C4	-6.22	107.49	110.60
35	BA	143(A)	C	C5-C6-N1	6.22	124.11	121.00

Continued on next page...

Continued from previous page...

Mol	Chain	Res	Type	Atoms	Z	Observed(°)	Ideal(°)
35	BA	1009	A	N1-C2-N3	6.22	132.41	129.30
35	BA	1494	A	O4'-C1'-N9	6.22	113.17	108.20
1	AA	419	C	C4-C5-C6	6.22	120.51	117.40
1	AA	792	A	C5'-C4'-C3'	-6.22	106.06	116.00
35	BA	323	G	C8-N9-C4	-6.22	103.91	106.40
35	BA	836	G	C2-N3-C4	-6.22	108.79	111.90
35	BA	1657	C	C6-N1-C2	-6.22	117.81	120.30
35	BA	1909	C	C4-C5-C6	6.22	120.51	117.40
35	BA	1919	A	N3-C4-C5	-6.22	122.45	126.80
35	BA	2009	G	C5-C6-N1	-6.22	108.39	111.50
35	BA	2613	U	C2-N3-C4	6.22	130.73	127.00
1	AA	521	G	C4-C5-N7	-6.21	108.31	110.80
1	AA	1452	C	C5-C4-N4	-6.21	115.85	120.20
35	BA	863	A	N1-C2-N3	-6.21	126.19	129.30
35	BA	921	G	C5-N7-C8	-6.21	101.19	104.30
35	BA	1002	G	N3-C4-N9	6.21	129.73	126.00
35	BA	1446	C	C5-C6-N1	-6.21	117.89	121.00
35	BA	1579	A	N1-C2-N3	6.21	132.41	129.30
1	AA	975	A	O4'-C1'-N9	-6.21	103.23	108.20
1	AA	985	C	C6-N1-C2	6.21	122.78	120.30
1	AA	1516	G	C4-C5-N7	-6.21	108.31	110.80
17	AQ	72	ARG	NE-CZ-NH2	-6.21	117.19	120.30
24	AY	396	ARG	NE-CZ-NH2	-6.21	117.19	120.30
35	BA	1111	A	N1-C6-N6	6.21	122.33	118.60
35	BA	2480	C	C6-N1-C2	6.21	122.78	120.30
1	AA	628	G	C4-C5-N7	-6.21	108.32	110.80
1	AA	1060	C	C6-N1-C2	-6.21	117.81	120.30
35	BA	48	G	N9-C4-C5	-6.21	102.92	105.40
35	BA	473	G	C6-C5-N7	-6.21	126.67	130.40
35	BA	510	C	N3-C2-O2	-6.21	117.55	121.90
35	BA	1221(A)	C	N1-C2-O2	-6.21	115.17	118.90
35	BA	2832	U	N1-C2-N3	6.21	118.63	114.90
1	AA	1461	G	N9-C1'-C2'	-6.21	105.17	112.00
1	AA	185	A	N7-C8-N9	6.21	116.90	113.80
1	AA	381	C	C6-N1-C2	-6.21	117.82	120.30
1	AA	688	G	C5-C6-O6	-6.21	124.88	128.60
1	AA	721	G	N1-C6-O6	-6.21	116.17	119.90
1	AA	885	G	O4'-C1'-N9	6.21	113.17	108.20
35	BA	1566	A	O5'-P-OP2	-6.21	100.11	105.70
35	BA	2616	C	O4'-C1'-C2'	6.21	113.19	107.60
1	AA	765	G	C5-C6-O6	-6.21	124.88	128.60
1	AA	911	U	O4'-C1'-N1	6.21	113.17	108.20

Continued on next page...

Continued from previous page...

Mol	Chain	Res	Type	Atoms	Z	Observed(°)	Ideal(°)
20	AT	83	ARG	NE-CZ-NH1	-6.21	117.20	120.30
35	BA	2148	G	N1-C6-O6	-6.21	116.18	119.90
35	BA	2885	C	C2-N3-C4	6.21	123.00	119.90
22	AV	26	G	C4-C5-C6	6.20	122.52	118.80
35	BA	89	G	N7-C8-N9	6.20	116.20	113.10
35	BA	226	G	C5-C6-O6	-6.20	124.88	128.60
35	BA	344	G	N7-C8-N9	-6.20	110.00	113.10
35	BA	406	G	C5-C6-N1	-6.20	108.40	111.50
1	AA	377	G	N1-C2-N3	-6.20	120.18	123.90
1	AA	1002	G	C5-C6-O6	6.20	132.32	128.60
1	AA	1352	C	N1-C2-N3	6.20	123.54	119.20
35	BA	1459	G	C8-N9-C4	-6.20	103.92	106.40
35	BA	1865	G	N1-C6-O6	-6.20	116.18	119.90
35	BA	1951	U	C5-C4-O4	6.20	129.62	125.90
35	BA	2713	A	N1-C2-N3	-6.20	126.20	129.30
35	BA	58	G	C5-N7-C8	-6.20	101.20	104.30
35	BA	1080	C	C4-C5-C6	6.20	120.50	117.40
35	BA	2071	A	N1-C6-N6	6.20	122.32	118.60
35	BA	1261	C	N1-C2-O2	6.20	122.62	118.90
1	AA	243	A	N1-C6-N6	-6.20	114.88	118.60
35	BA	499	U	C5-C6-N1	6.20	125.80	122.70
35	BA	1571	A	C2-N3-C4	6.20	113.70	110.60
42	BH	54	ARG	NE-CZ-NH1	6.20	123.40	120.30
1	AA	78	G	C4-C5-N7	6.20	113.28	110.80
1	AA	351	G	N7-C8-N9	6.20	116.20	113.10
1	AA	1011	G	C5-C6-N1	-6.20	108.40	111.50
35	BA	406	G	C8-N9-C4	-6.20	103.92	106.40
35	BA	1323	U	C6-N1-C2	-6.20	117.28	121.00
35	BA	2796	U	N3-C4-O4	-6.20	115.06	119.40
35	BA	2829	C	N1-C2-O2	-6.20	115.18	118.90
1	AA	299	G	N1-C6-O6	6.19	123.62	119.90
35	BA	418	G	N3-C4-C5	6.19	131.70	128.60
35	BA	1149	G	N7-C8-N9	6.19	116.20	113.10
35	BA	1586	A	C4-C5-C6	-6.19	113.90	117.00
35	BA	2160	G	N1-C6-O6	-6.19	116.18	119.90
35	BA	2774	C	N1-C2-O2	6.19	122.62	118.90
38	BD	63	ARG	NE-CZ-NH2	-6.19	117.20	120.30
1	AA	1338	G	C4-C5-N7	6.19	113.28	110.80
35	BA	1043	C	N3-C4-C5	6.19	124.38	121.90
35	BA	1382	G	C5'-C4'-C3'	-6.19	106.09	116.00
41	BG	51	ARG	CD-NE-CZ	6.19	132.27	123.60
1	AA	103	C	C4-C5-C6	6.19	120.50	117.40

Continued on next page...

Continued from previous page...

Mol	Chain	Res	Type	Atoms	Z	Observed(°)	Ideal(°)
1	AA	235	C	C5-C4-N4	-6.19	115.87	120.20
35	BA	467	G	N7-C8-N9	-6.19	110.00	113.10
35	BA	770	G	C8-N9-C4	-6.19	103.92	106.40
35	BA	919	G	N1-C2-N3	6.19	127.61	123.90
35	BA	1364	G	C5'-C4'-O4'	6.19	116.53	109.10
35	BA	1525	G	N1-C6-O6	6.19	123.61	119.90
35	BA	2757	A	C5-C6-N6	6.19	128.65	123.70
35	BA	271(P)	C	C4-C5-C6	-6.19	114.31	117.40
35	BA	381	G	N3-C4-N9	-6.19	122.29	126.00
35	BA	2224	G	P-O5'-C5'	-6.19	111.00	120.90
35	BA	2431	U	N3-C2-O2	6.19	126.53	122.20
35	BA	2446	G	N1-C2-N2	6.19	121.77	116.20
1	AA	436	C	N1-C1'-C2'	-6.19	105.19	112.00
1	AA	901	A	N9-C4-C5	6.19	108.28	105.80
35	BA	585	G	C8-N9-C4	-6.19	103.92	106.40
35	BA	816	C	C5-C4-N4	6.19	124.53	120.20
35	BA	956	G	C4-C5-N7	6.19	113.28	110.80
35	BA	1787	A	C4-C5-N7	6.19	113.79	110.70
35	BA	2670	A	N7-C8-N9	-6.19	110.71	113.80
35	BA	2765	A	C5-C6-N1	6.19	120.79	117.70
35	BA	1789	A	N1-C6-N6	6.19	122.31	118.60
35	BA	2680	C	C5-C6-N1	6.19	124.09	121.00
1	AA	1103	C	C2-N3-C4	-6.18	116.81	119.90
1	AA	1175	G	C8-N9-C4	6.18	108.87	106.40
27	B2	36	ARG	NE-CZ-NH2	6.18	123.39	120.30
35	BA	446	G	C6-N1-C2	6.18	128.81	125.10
35	BA	756	C	C5-C4-N4	-6.18	115.87	120.20
35	BA	1506	C	C5-C6-N1	6.18	124.09	121.00
1	AA	66	G	O4'-C1'-N9	-6.18	103.25	108.20
1	AA	1281	U	C6-N1-C2	-6.18	117.29	121.00
35	BA	269	U	N3-C4-C5	-6.18	110.89	114.60
35	BA	1305	C	N1-C2-N3	-6.18	114.87	119.20
35	BA	2028	U	O4'-C1'-N1	6.18	113.15	108.20
35	BA	2141	G	C5-N7-C8	6.18	107.39	104.30
35	BA	405	U	N3-C2-O2	6.18	126.53	122.20
35	BA	591	C	N3-C4-C5	6.18	124.37	121.90
35	BA	1452	A	N3-C4-C5	6.18	131.13	126.80
35	BA	2830	G	C2-N3-C4	6.18	114.99	111.90
1	AA	157	G	N1-C6-O6	-6.18	116.19	119.90
1	AA	813	U	N1-C2-N3	-6.18	111.19	114.90
1	AA	1227	A	C4-C5-C6	6.18	120.09	117.00
35	BA	113	G	C8-N9-C4	6.18	108.87	106.40

Continued on next page...

Continued from previous page...

Mol	Chain	Res	Type	Atoms	Z	Observed(°)	Ideal(°)
35	BA	328	U	O5'-P-OP2	-6.18	100.14	105.70
35	BA	568	U	N1-C2-O2	6.18	127.13	122.80
35	BA	1152	C	N3-C4-C5	6.18	124.37	121.90
35	BA	2582	G	C5-C6-N1	6.18	114.59	111.50
35	BA	868	U	N1-C2-O2	6.18	127.12	122.80
35	BA	1179	C	N3-C4-C5	6.18	124.37	121.90
35	BA	1698	A	C5-C6-N1	6.18	120.79	117.70
35	BA	2878	U	N1-C2-O2	6.18	127.12	122.80
1	AA	430	A	C5-C6-N1	-6.18	114.61	117.70
35	BA	765	G	N7-C8-N9	6.18	116.19	113.10
35	BA	802	A	N9-C4-C5	-6.18	103.33	105.80
35	BA	945	A	C5'-C4'-C3'	6.18	125.88	116.00
35	BA	1224	C	N3-C4-N4	6.18	122.32	118.00
35	BA	2005	A	O4'-C1'-N9	6.18	113.14	108.20
35	BA	2091	U	N3-C2-O2	6.18	126.52	122.20
1	AA	107	G	N3-C2-N2	6.17	124.22	119.90
1	AA	236	G	N1-C6-O6	6.17	123.61	119.90
1	AA	348	G	N9-C4-C5	-6.17	102.93	105.40
35	BA	26	G	C5-N7-C8	6.17	107.39	104.30
35	BA	1193	G	N1-C6-O6	-6.17	116.19	119.90
35	BA	32	C	C6-N1-C2	6.17	122.77	120.30
1	AA	1331	G	C2-N3-C4	-6.17	108.81	111.90
35	BA	173	G	C5-N7-C8	-6.17	101.21	104.30
35	BA	271(H)	G	C4-C5-N7	-6.17	108.33	110.80
1	AA	105	G	N1-C2-N3	-6.17	120.20	123.90
35	BA	2107	C	C2-N3-C4	-6.17	116.81	119.90
1	AA	16	A	C5-N7-C8	-6.17	100.82	103.90
1	AA	613	C	N3-C2-O2	-6.17	117.58	121.90
35	BA	739	G	C4'-C3'-O3'	6.17	125.33	113.00
35	BA	2408	U	C5-C4-O4	-6.17	122.20	125.90
1	AA	77	G	C5-C6-O6	-6.17	124.90	128.60
1	AA	118	U	C5-C4-O4	-6.17	122.20	125.90
1	AA	1168	A	C5-N7-C8	-6.17	100.82	103.90
1	AA	1417	G	N3-C4-C5	-6.17	125.52	128.60
35	BA	271(K)	U	C2-N3-C4	6.17	130.70	127.00
35	BA	372	G	C8-N9-C4	6.17	108.87	106.40
35	BA	1215	G	N9-C1'-C2'	-6.17	105.22	112.00
35	BA	1390	U	C4-C5-C6	-6.17	116.00	119.70
35	BA	1613	G	N1-C2-N3	-6.17	120.20	123.90
35	BA	2047	U	N3-C4-O4	-6.17	115.08	119.40
35	BA	2076	U	N1-C2-N3	6.17	118.60	114.90
35	BA	2429	G	N1-C2-N3	6.17	127.60	123.90

Continued on next page...

Continued from previous page...

Mol	Chain	Res	Type	Atoms	Z	Observed(°)	Ideal(°)
35	BA	2456	C	C2-N3-C4	6.17	122.98	119.90
35	BA	2580	U	C2-N3-C4	-6.17	123.30	127.00
35	BA	2501	C	C4-C5-C6	6.17	120.48	117.40
1	AA	745	C	N3-C4-N4	-6.16	113.69	118.00
1	AA	765	G	N1-C6-O6	6.16	123.60	119.90
1	AA	850	U	C5-C6-N1	6.16	125.78	122.70
35	BA	145	G	O4'-C1'-N9	-6.16	103.27	108.20
35	BA	236	C	C3'-C2'-C1'	-6.16	96.57	101.50
35	BA	1261	C	C6-N1-C2	6.16	122.77	120.30
35	BA	1314	C	C2-N3-C4	-6.16	116.82	119.90
35	BA	1597	A	N7-C8-N9	-6.16	110.72	113.80
35	BA	1954	G	N1-C2-N3	-6.16	120.20	123.90
37	BC	188	ASP	CB-CG-OD1	-6.16	112.75	118.30
35	BA	819	A	C8-N9-C4	6.16	108.27	105.80
35	BA	1456	G	N3-C2-N2	-6.16	115.59	119.90
1	AA	957	U	C4-C5-C6	-6.16	116.00	119.70
35	BA	271(Z)	C	C5'-C4'-O4'	6.16	116.49	109.10
35	BA	672	C	N1-C2-N3	6.16	123.51	119.20
35	BA	827	U	N3-C4-C5	6.16	118.30	114.60
35	BA	1389	G	C2-N3-C4	-6.16	108.82	111.90
35	BA	2267	A	N7-C8-N9	6.16	116.88	113.80
35	BA	2333	A	C4-C5-C6	6.16	120.08	117.00
1	AA	238	G	N3-C2-N2	-6.16	115.59	119.90
1	AA	551	U	C3'-C2'-C1'	-6.16	96.57	101.50
1	AA	1285	A	C2-N3-C4	6.16	113.68	110.60
35	BA	359	A	C6-N1-C2	6.16	122.30	118.60
35	BA	1674	G	C6-N1-C2	6.16	128.79	125.10
35	BA	1799	G	C5-C6-O6	-6.16	124.91	128.60
35	BA	2027	G	C5'-C4'-C3'	-6.16	106.15	116.00
1	AA	742	G	C5-C6-O6	-6.16	124.91	128.60
22	AV	13	C	C5-C4-N4	-6.16	115.89	120.20
35	BA	729	G	N1-C6-O6	-6.16	116.21	119.90
1	AA	1129	C	C2-N3-C4	6.16	122.98	119.90
35	BA	183	C	C2-N3-C4	6.16	122.98	119.90
35	BA	553	G	C2-N3-C4	-6.16	108.82	111.90
35	BA	1548	C	O4'-C1'-N1	6.16	113.12	108.20
35	BA	1910	G	C5-N7-C8	6.16	107.38	104.30
35	BA	2053	G	N9-C1'-C2'	-6.16	105.23	112.00
41	BG	97	ASP	CB-CG-OD2	-6.16	112.76	118.30
1	AA	860	A	N9-C4-C5	-6.15	103.34	105.80
1	AA	1046	A	C6-N1-C2	-6.15	114.91	118.60
35	BA	299	A	C4-C5-N7	6.15	113.78	110.70

Continued on next page...

Continued from previous page...

Mol	Chain	Res	Type	Atoms	Z	Observed(°)	Ideal(°)
35	BA	2740	A	C5-C6-N1	6.15	120.78	117.70
1	AA	431	A	C4-C5-N7	-6.15	107.62	110.70
35	BA	97	C	N3-C4-N4	6.15	122.31	118.00
35	BA	444	C	C4-C5-C6	6.15	120.48	117.40
35	BA	739	G	N7-C8-N9	-6.15	110.02	113.10
35	BA	2439	A	N7-C8-N9	-6.15	110.72	113.80
35	BA	2486	G	C5'-C4'-O4'	6.15	116.48	109.10
36	BB	97	G	C8-N9-C4	-6.15	103.94	106.40
1	AA	521	G	C5-N7-C8	6.15	107.38	104.30
1	AA	1325	C	C4-C5-C6	-6.15	114.33	117.40
16	AP	57	ARG	NE-CZ-NH1	6.15	123.38	120.30
35	BA	1231	G	C6-C5-N7	-6.15	126.71	130.40
35	BA	1626	G	N7-C8-N9	-6.15	110.03	113.10
49	BR	21	TYR	CD1-CE1-CZ	-6.15	114.27	119.80
51	BT	29	ARG	N-CA-C	6.15	127.61	111.00
1	AA	587	G	C5-C6-O6	-6.15	124.91	128.60
1	AA	40	C	C4-C5-C6	6.15	120.47	117.40
1	AA	1410	G	C8-N9-C4	-6.15	103.94	106.40
35	BA	531	C	C5-C6-N1	6.15	124.07	121.00
35	BA	1330	C	N3-C4-N4	-6.15	113.70	118.00
35	BA	2182	G	N3-C4-C5	6.15	131.67	128.60
35	BA	2711	A	C5-C6-N1	6.15	120.77	117.70
35	BA	2815	C	N3-C2-O2	-6.15	117.60	121.90
1	AA	400	C	N3-C4-C5	-6.14	119.44	121.90
1	AA	1274	G	N1-C2-N3	-6.14	120.21	123.90
35	BA	570	G	N3-C2-N2	-6.14	115.60	119.90
35	BA	1336	A	C5-N7-C8	6.14	106.97	103.90
35	BA	1702	G	C2-N3-C4	6.14	114.97	111.90
45	BN	123	TYR	CG-CD2-CE2	-6.14	116.38	121.30
1	AA	564	C	C2-N3-C4	-6.14	116.83	119.90
22	AV	15	G	N9-C4-C5	6.14	107.86	105.40
35	BA	2807	G	N1-C2-N3	-6.14	120.22	123.90
1	AA	523	A	N7-C8-N9	6.14	116.87	113.80
1	AA	900	A	C2-N3-C4	-6.14	107.53	110.60
1	AA	1096	C	C6-N1-C2	-6.14	117.84	120.30
35	BA	859	G	N1-C6-O6	6.14	123.58	119.90
35	BA	1635	G	N3-C2-N2	-6.14	115.60	119.90
35	BA	2096	U	O4'-C1'-N1	-6.14	103.29	108.20
35	BA	2126	A	N9-C1'-C2'	6.14	121.98	114.00
1	AA	749	C	C4-C5-C6	6.14	120.47	117.40
35	BA	241	A	N9-C4-C5	-6.14	103.34	105.80
35	BA	1801	G	N3-C4-N9	6.14	129.68	126.00

Continued on next page...

Continued from previous page...

Mol	Chain	Res	Type	Atoms	Z	Observed(°)	Ideal(°)
35	BA	2392	A	C1'-O4'-C4'	-6.14	104.99	109.90
1	AA	493	G	N1-C6-O6	6.14	123.58	119.90
1	AA	506	G	N9-C4-C5	6.14	107.86	105.40
1	AA	1077	G	N3-C4-N9	6.14	129.68	126.00
1	AA	1404	C	C5-C6-N1	6.14	124.07	121.00
1	AA	1524	C	O4'-C1'-N1	6.14	113.11	108.20
35	BA	654(L)	G	C8-N9-C4	-6.14	103.94	106.40
1	AA	892	A	C6-C5-N7	6.13	136.59	132.30
1	AA	982	U	C5-C4-O4	6.13	129.58	125.90
27	B2	68	ARG	NE-CZ-NH2	-6.13	117.23	120.30
35	BA	1272	A	C2-N3-C4	-6.13	107.53	110.60
35	BA	1551	C	N1-C2-O2	6.13	122.58	118.90
35	BA	1941	C	C2-N3-C4	6.13	122.97	119.90
35	BA	2670	A	O4'-C1'-N9	-6.13	103.29	108.20
1	AA	35	G	C4-C5-N7	-6.13	108.35	110.80
35	BA	665	C	O4'-C1'-C2'	6.13	113.12	107.60
35	BA	1811	G	N1-C2-N3	-6.13	120.22	123.90
1	AA	1256	A	C4-C5-C6	6.13	120.06	117.00
1	AA	1458	G	C6-C5-N7	-6.13	126.72	130.40
35	BA	462	C	C4-C5-C6	6.13	120.47	117.40
35	BA	1473	G	N3-C4-C5	-6.13	125.53	128.60
35	BA	1575	C	C2-N3-C4	6.13	122.97	119.90
35	BA	1799	G	C5-C6-N1	6.13	114.57	111.50
35	BA	2124	G	N9-C4-C5	-6.13	102.95	105.40
35	BA	2341	G	C5-N7-C8	-6.13	101.23	104.30
1	AA	1215	G	O4'-C1'-N9	-6.13	103.30	108.20
35	BA	111	A	C5-C6-N1	6.13	120.77	117.70
1	AA	1262	C	C5-C4-N4	-6.13	115.91	120.20
1	AA	1327	C	N3-C2-O2	6.13	126.19	121.90
33	B8	30	ARG	NE-CZ-NH2	-6.13	117.23	120.30
35	BA	407	G	C2-N3-C4	-6.13	108.84	111.90
35	BA	446	G	N3-C2-N2	6.13	124.19	119.90
35	BA	1574	C	C5-C4-N4	6.13	124.49	120.20
35	BA	1992	G	N9-C4-C5	6.13	107.85	105.40
35	BA	2801	A	C4-C5-N7	-6.13	107.64	110.70
1	AA	903	G	N3-C4-N9	6.13	129.68	126.00
35	BA	511	U	C5-C6-N1	6.13	125.76	122.70
1	AA	419	C	N3-C2-O2	6.12	126.19	121.90
1	AA	855	G	C8-N9-C4	6.12	108.85	106.40
35	BA	472	A	C6-N1-C2	6.12	122.28	118.60
35	BA	585	G	C3'-C2'-C1'	6.12	106.40	101.50
1	AA	791	G	C5-C6-O6	-6.12	124.93	128.60

Continued on next page...

Continued from previous page...

Mol	Chain	Res	Type	Atoms	Z	Observed(°)	Ideal(°)
1	AA	902	G	N7-C8-N9	6.12	116.16	113.10
1	AA	1052	U	C6-N1-C2	6.12	124.67	121.00
35	BA	176	G	N9-C4-C5	-6.12	102.95	105.40
35	BA	1977	A	N1-C2-N3	6.12	132.36	129.30
35	BA	2452	C	O4'-C1'-N1	6.12	113.10	108.20
1	AA	97	G	C2-N3-C4	6.12	114.96	111.90
1	AA	99	U	N3-C4-O4	-6.12	115.11	119.40
1	AA	309	G	N1-C6-O6	6.12	123.57	119.90
1	AA	345	C	C6-N1-C2	6.12	122.75	120.30
1	AA	1337	G	C8-N9-C4	6.12	108.85	106.40
35	BA	242	G	N3-C4-N9	6.12	129.67	126.00
35	BA	916	G	O4'-C1'-N9	-6.12	103.30	108.20
35	BA	946	G	C5-C6-O6	-6.12	124.93	128.60
35	BA	1757	U	C5-C6-N1	-6.12	119.64	122.70
35	BA	2510	C	C5-C6-N1	6.12	124.06	121.00
35	BA	2762	G	N1-C2-N3	-6.12	120.23	123.90
51	BT	111	ARG	CD-NE-CZ	6.12	132.17	123.60
35	BA	1087	G	N1-C6-O6	6.12	123.57	119.90
1	AA	311	C	C3'-C2'-C1'	-6.12	96.61	101.50
1	AA	1256	A	C8-N9-C4	6.12	108.25	105.80
35	BA	591	C	C2-N3-C4	-6.12	116.84	119.90
35	BA	997	G	N9-C4-C5	-6.12	102.95	105.40
35	BA	1588	C	C4-C5-C6	-6.12	114.34	117.40
35	BA	2570	G	C4-C5-N7	-6.12	108.35	110.80
35	BA	2877	G	N3-C4-N9	6.12	129.67	126.00
1	AA	933	G	N3-C4-C5	6.12	131.66	128.60
35	BA	1980	G	N3-C4-C5	6.12	131.66	128.60
35	BA	2116	G	N9-C4-C5	-6.12	102.95	105.40
1	AA	1236	A	C2-N3-C4	-6.12	107.54	110.60
1	AA	1445	C	C5-C4-N4	6.12	124.48	120.20
35	BA	1275	A	C5-C6-N1	-6.12	114.64	117.70
35	BA	2835	A	N9-C1'-C2'	6.12	121.95	114.00
1	AA	273	A	C2-N3-C4	-6.11	107.54	110.60
1	AA	921	U	C5-C6-N1	6.11	125.76	122.70
1	AA	1055	A	C8-N9-C4	-6.11	103.36	105.80
1	AA	1521	G	N1-C2-N3	6.11	127.57	123.90
35	BA	1351	C	C5'-C4'-C3'	-6.11	106.22	116.00
42	BH	69	ARG	NE-CZ-NH1	6.11	123.36	120.30
1	AA	789	U	C2-N3-C4	6.11	130.67	127.00
35	BA	1290	C	C6-N1-C2	-6.11	117.86	120.30
35	BA	1745(A)	C	N3-C4-C5	-6.11	119.45	121.90
50	BS	17	ARG	NE-CZ-NH1	-6.11	117.24	120.30

Continued on next page...

Continued from previous page...

Mol	Chain	Res	Type	Atoms	Z	Observed(°)	Ideal(°)
1	AA	16	A	O4'-C1'-N9	-6.11	103.31	108.20
35	BA	129	C	N3-C4-C5	-6.11	119.46	121.90
35	BA	248	G	C5-C6-O6	-6.11	124.93	128.60
35	BA	276	A	N9-C4-C5	-6.11	103.36	105.80
35	BA	966	G	N3-C4-N9	6.11	129.67	126.00
35	BA	1721	G	C6-C5-N7	-6.11	126.73	130.40
1	AA	953	G	C5-C6-N1	6.11	114.56	111.50
35	BA	1028	A	C4-C5-C6	6.11	120.05	117.00
35	BA	2230	G	N3-C4-N9	-6.11	122.33	126.00
1	AA	726	C	C6-N1-C2	-6.11	117.86	120.30
1	AA	1112	C	C2-N3-C4	6.11	122.95	119.90
35	BA	426	C	C2-N3-C4	-6.11	116.85	119.90
52	BU	47	TYR	CB-CG-CD1	6.11	124.66	121.00
1	AA	191	G	N3-C2-N2	-6.11	115.63	119.90
35	BA	1905	C	N3-C4-N4	6.11	122.27	118.00
35	BA	2348	U	C5-C6-N1	6.11	125.75	122.70
35	BA	2600	A	C8-N9-C4	-6.11	103.36	105.80
35	BA	2708	G	N1-C6-O6	6.11	123.56	119.90
40	BF	74	ARG	NE-CZ-NH2	6.11	123.35	120.30
35	BA	152	G	C4-C5-C6	-6.10	115.14	118.80
1	AA	349	A	N1-C6-N6	6.10	122.26	118.60
1	AA	533	A	C2'-C3'-O3'	6.10	123.47	113.70
1	AA	916	G	C5-C6-O6	-6.10	124.94	128.60
1	AA	1214	C	N1-C1'-C2'	6.10	121.93	114.00
35	BA	754	C	N1-C2-O2	6.10	122.56	118.90
35	BA	1473	G	C2-N3-C4	6.10	114.95	111.90
35	BA	2436	G	C5-C6-O6	-6.10	124.94	128.60
1	AA	193	C	C4-C5-C6	6.10	120.45	117.40
1	AA	709	G	C4-C5-C6	-6.10	115.14	118.80
1	AA	1000	U	O4'-C1'-N1	-6.10	103.32	108.20
1	AA	1091	U	N3-C4-O4	6.10	123.67	119.40
1	AA	1359	C	N3-C4-C5	6.10	124.34	121.90
35	BA	902	C	C5-C4-N4	-6.10	115.93	120.20
35	BA	2894	G	C4-C5-N7	-6.10	108.36	110.80
1	AA	141	A	C5-C6-N1	-6.10	114.65	117.70
1	AA	1397	C	N3-C4-C5	6.10	124.34	121.90
35	BA	416	C	N3-C4-C5	6.10	124.34	121.90
35	BA	1937	A	N1-C2-N3	6.10	132.35	129.30
35	BA	2644	G	C5-N7-C8	6.10	107.35	104.30
35	BA	2649	U	N1-C2-O2	6.10	127.07	122.80
35	BA	2161	C	C6-N1-C2	-6.10	117.86	120.30
1	AA	327	A	C2-N3-C4	-6.09	107.55	110.60

Continued on next page...

Continued from previous page...

Mol	Chain	Res	Type	Atoms	Z	Observed(°)	Ideal(°)
1	AA	595	G	C4-C5-N7	6.09	113.24	110.80
1	AA	868	C	C2-N3-C4	6.09	122.95	119.90
1	AA	1322	C	O4'-C1'-N1	6.09	113.08	108.20
35	BA	394	A	C5-C6-N1	-6.09	114.65	117.70
35	BA	2544	G	N1-C2-N3	-6.09	120.24	123.90
35	BA	2774	C	N3-C4-N4	-6.09	113.73	118.00
36	BB	51	G	C1'-O4'-C4'	-6.09	105.02	109.90
1	AA	5	U	C6-N1-C2	-6.09	117.34	121.00
1	AA	1147	C	C5-C6-N1	6.09	124.05	121.00
1	AA	1421	G	N3-C4-N9	-6.09	122.35	126.00
35	BA	442	G	N7-C8-N9	-6.09	110.05	113.10
35	BA	811	U	C5'-C4'-C3'	-6.09	106.25	116.00
35	BA	1465	G	N7-C8-N9	-6.09	110.05	113.10
36	BB	104	U	N1-C2-O2	6.09	127.06	122.80
47	BP	65	ARG	NE-CZ-NH2	-6.09	117.25	120.30
1	AA	11	G	C4-C5-N7	6.09	113.24	110.80
1	AA	798	G	N7-C8-N9	-6.09	110.06	113.10
1	AA	1312	G	N1-C6-O6	-6.09	116.25	119.90
35	BA	1221(A)	C	C6-N1-C2	-6.09	117.86	120.30
35	BA	2324	C	N3-C4-C5	-6.09	119.47	121.90
35	BA	2365	G	C2-N3-C4	6.09	114.94	111.90
35	BA	2448	A	N7-C8-N9	-6.09	110.75	113.80
1	AA	241	C	C6-N1-C2	6.09	122.73	120.30
35	BA	589	C	C4-C5-C6	6.09	120.44	117.40
35	BA	700	G	O4'-C1'-N9	6.09	113.07	108.20
35	BA	2055	C	C5-C4-N4	-6.09	115.94	120.20
1	AA	455	C	N3-C4-C5	6.09	124.33	121.90
23	AX	17	U	C3'-C2'-C1'	6.09	106.37	101.50
35	BA	452	G	N3-C4-C5	-6.09	125.56	128.60
35	BA	1826	G	N9-C4-C5	-6.09	102.97	105.40
35	BA	2435	A	C5-C6-N1	6.09	120.74	117.70
1	AA	679	C	N1-C2-O2	-6.08	115.25	118.90
35	BA	2401	U	N1-C1'-C2'	6.08	121.91	114.00
36	BB	107	G	C5-C6-O6	-6.08	124.95	128.60
1	AA	345	C	N3-C4-C5	6.08	124.33	121.90
1	AA	576	G	C4-C5-C6	-6.08	115.15	118.80
35	BA	94(A)	G	C4-C5-N7	6.08	113.23	110.80
35	BA	1302	A	N1-C2-N3	-6.08	126.26	129.30
35	BA	1396	U	N1-C2-O2	6.08	127.06	122.80
1	AA	1249	C	N3-C4-C5	-6.08	119.47	121.90
35	BA	256	A	C5-N7-C8	-6.08	100.86	103.90
35	BA	363(F)	A	C4'-C3'-C2'	6.08	108.68	102.60

Continued on next page...

Continued from previous page...

Mol	Chain	Res	Type	Atoms	Z	Observed(°)	Ideal(°)
35	BA	654(A)	G	C4-C5-N7	6.08	113.23	110.80
35	BA	1783	A	O4'-C1'-N9	6.08	113.07	108.20
1	AA	1222	G	C6-N1-C2	-6.08	121.45	125.10
35	BA	1410	G	C5-C6-O6	-6.08	124.95	128.60
35	BA	636	G	C2-N3-C4	6.08	114.94	111.90
35	BA	838	C	C4-C5-C6	-6.08	114.36	117.40
35	BA	1412	A	C5-N7-C8	-6.08	100.86	103.90
35	BA	2128	C	N1-C2-O2	-6.08	115.25	118.90
1	AA	81	U	C5-C4-O4	6.08	129.55	125.90
1	AA	893	C	C4-C5-C6	6.08	120.44	117.40
1	AA	1009	G	N3-C4-C5	-6.08	125.56	128.60
35	BA	229	A	O4'-C1'-N9	6.08	113.06	108.20
35	BA	1538	G	O4'-C1'-N9	6.08	113.06	108.20
35	BA	2059	A	C4'-C3'-C2'	-6.08	96.52	102.60
35	BA	2801(A)	A	O4'-C1'-N9	6.08	113.06	108.20
1	AA	7	G	C5-C6-O6	6.08	132.25	128.60
1	AA	474	G	N1-C6-O6	-6.08	116.25	119.90
1	AA	710	G	C6-N1-C2	6.08	128.75	125.10
1	AA	1047	G	C5-C6-O6	6.08	132.25	128.60
35	BA	1804	C	C4-C5-C6	6.08	120.44	117.40
22	AV	68	C	C4-C5-C6	-6.07	114.36	117.40
35	BA	1682	G	C4-C5-N7	-6.07	108.37	110.80
35	BA	2283	C	N3-C4-C5	-6.07	119.47	121.90
35	BA	2752	C	N3-C4-N4	6.07	122.25	118.00
48	BQ	16	ARG	NE-CZ-NH2	6.07	123.34	120.30
1	AA	119	A	N9-C1'-C2'	6.07	121.89	114.00
1	AA	551	U	O4'-C1'-N1	6.07	113.06	108.20
1	AA	1186	G	C5-C6-O6	-6.07	124.96	128.60
1	AA	1220	G	C5-N7-C8	-6.07	101.27	104.30
35	BA	777	A	N1-C6-N6	6.07	122.24	118.60
35	BA	1065	U	C4-C5-C6	-6.07	116.06	119.70
36	BB	9	G	C4-C5-C6	-6.07	115.16	118.80
1	AA	508	C	C4-C5-C6	6.07	120.43	117.40
35	BA	28	A	N1-C2-N3	-6.07	126.27	129.30
35	BA	267	C	C5-C6-N1	6.07	124.03	121.00
35	BA	2785	C	O4'-C1'-N1	-6.07	103.34	108.20
38	BD	103	ARG	NE-CZ-NH2	6.07	123.33	120.30
1	AA	1288	A	O4'-C1'-N9	-6.07	103.35	108.20
1	AA	1476	G	N1-C2-N3	6.07	127.54	123.90
35	BA	271(C)	C	C5-C6-N1	6.07	124.03	121.00
35	BA	463	G	C1'-O4'-C4'	-6.07	105.05	109.90
35	BA	914	C	C5-C4-N4	-6.07	115.95	120.20

Continued on next page...

Continued from previous page...

Mol	Chain	Res	Type	Atoms	Z	Observed(°)	Ideal(°)
35	BA	956	G	C8-N9-C4	-6.07	103.97	106.40
35	BA	1028	A	C5-C6-N1	-6.07	114.67	117.70
35	BA	2028	U	C4-C5-C6	6.07	123.34	119.70
35	BA	2802	G	C6-N1-C2	-6.07	121.46	125.10
1	AA	668	G	C8-N9-C4	6.07	108.83	106.40
1	AA	1196	U	C5-C4-O4	6.07	129.54	125.90
1	AA	1487	G	C4-C5-N7	6.07	113.23	110.80
35	BA	730	C	C5-C6-N1	-6.07	117.97	121.00
35	BA	830	G	C4-C5-C6	6.07	122.44	118.80
35	BA	1921	G	C4-C5-C6	-6.07	115.16	118.80
35	BA	1990	C	N3-C4-C5	6.07	124.33	121.90
35	BA	2233	U	C5'-C4'-O4'	6.07	116.38	109.10
17	AQ	11	VAL	CA-CB-CG1	-6.06	101.80	110.90
35	BA	1498	C	C6-N1-C2	-6.06	117.87	120.30
35	BA	2290	G	N7-C8-N9	6.06	116.13	113.10
1	AA	1436	U	C5-C4-O4	6.06	129.54	125.90
12	AL	89	ARG	NE-CZ-NH2	-6.06	117.27	120.30
35	BA	55	G	C5-C6-N1	6.06	114.53	111.50
35	BA	237	C	C6-N1-C2	-6.06	117.88	120.30
35	BA	1690	A	C4'-C3'-C2'	-6.06	96.54	102.60
35	BA	2725	A	C5'-C4'-O4'	-6.06	101.82	109.10
39	BE	101	ARG	NE-CZ-NH1	-6.06	117.27	120.30
1	AA	1240	U	C4-C5-C6	6.06	123.34	119.70
35	BA	1619	G	N1-C2-N3	6.06	127.54	123.90
35	BA	2003	G	N3-C4-C5	-6.06	125.57	128.60
35	BA	2046	G	C2-N3-C4	-6.06	108.87	111.90
35	BA	2525	G	N3-C4-C5	-6.06	125.57	128.60
1	AA	309	G	C5-C6-O6	-6.06	124.97	128.60
1	AA	363	A	N7-C8-N9	6.06	116.83	113.80
1	AA	445	G	C5-C6-N1	-6.06	108.47	111.50
1	AA	613	C	C6-N1-C2	-6.06	117.88	120.30
1	AA	1159	U	C5-C6-N1	-6.06	119.67	122.70
1	AA	1238	A	C5-N7-C8	6.06	106.93	103.90
22	AV	35	A	N9-C4-C5	6.06	108.22	105.80
35	BA	1120	G	C5-N7-C8	6.06	107.33	104.30
1	AA	923	A	C5-C6-N1	-6.06	114.67	117.70
1	AA	1020	U	N1-C1'-C2'	6.06	121.87	114.00
1	AA	1488	G	C5-N7-C8	-6.06	101.27	104.30
35	BA	50	U	C3'-C2'-C1'	6.06	106.35	101.50
35	BA	378	C	N1-C2-O2	6.06	122.53	118.90
35	BA	1137	G	C2-N3-C4	-6.06	108.87	111.90
35	BA	1308	A	C8-N9-C4	-6.06	103.38	105.80

Continued on next page...

Continued from previous page...

Mol	Chain	Res	Type	Atoms	Z	Observed(°)	Ideal(°)
35	BA	1596	A	C6-C5-N7	-6.06	128.06	132.30
35	BA	2479	G	C5-C6-N1	-6.06	108.47	111.50
1	AA	413	G	N3-C4-C5	6.06	131.63	128.60
1	AA	705	U	C5-C4-O4	-6.06	122.27	125.90
35	BA	1885	A	N7-C8-N9	6.06	116.83	113.80
35	BA	141	A	C1'-O4'-C4'	-6.05	105.06	109.90
35	BA	787	U	N3-C4-O4	6.05	123.64	119.40
35	BA	1059	G	N3-C4-C5	-6.05	125.57	128.60
35	BA	2078	C	N1-C2-O2	-6.05	115.27	118.90
35	BA	2500	U	C5-C4-O4	6.05	129.53	125.90
35	BA	100	G	C4-C5-N7	-6.05	108.38	110.80
35	BA	1407	C	N3-C4-C5	-6.05	119.48	121.90
35	BA	1484	G	N7-C8-N9	6.05	116.13	113.10
1	AA	47	C	C5-C4-N4	-6.05	115.96	120.20
2	AB	199	TYR	CB-CG-CD1	-6.05	117.37	121.00
35	BA	410	G	C2-N3-C4	6.05	114.92	111.90
35	BA	616	G	C5-C6-N1	6.05	114.53	111.50
35	BA	1288	U	C6-N1-C2	6.05	124.63	121.00
35	BA	2722	G	C5-C6-N1	-6.05	108.47	111.50
51	BT	54	ARG	NE-CZ-NH2	6.05	123.33	120.30
1	AA	953	G	C5'-C4'-O4'	6.05	116.36	109.10
22	AV	47	U	C5-C4-O4	-6.05	122.27	125.90
35	BA	443	A	N7-C8-N9	6.05	116.83	113.80
35	BA	718	A	C3'-C2'-C1'	6.05	106.34	101.50
35	BA	876	C	C5'-C4'-C3'	6.05	125.68	116.00
35	BA	972	G	C5-N7-C8	6.05	107.33	104.30
35	BA	1609	A	N9-C1'-C2'	6.05	121.86	114.00
35	BA	1703	G	C4-C5-N7	6.05	113.22	110.80
35	BA	2815	C	N1-C2-O2	6.05	122.53	118.90
35	BA	894	C	N3-C4-C5	6.05	124.32	121.90
35	BA	1596	A	C5-N7-C8	-6.05	100.88	103.90
1	AA	476	G	C6-C5-N7	6.05	134.03	130.40
1	AA	598	U	C5-C4-O4	-6.05	122.27	125.90
1	AA	924	C	C6-N1-C2	6.05	122.72	120.30
22	AV	5	G	N9-C4-C5	6.05	107.82	105.40
35	BA	470	A	N1-C6-N6	6.05	122.23	118.60
35	BA	1149	G	C4'-C3'-C2'	-6.05	96.55	102.60
35	BA	2426	A	C2-N3-C4	-6.05	107.58	110.60
1	AA	439	A	N1-C2-N3	-6.04	126.28	129.30
1	AA	550	G	C4-C5-N7	-6.04	108.38	110.80
1	AA	1044	A	C4-C5-C6	6.04	120.02	117.00
1	AA	1067	A	N7-C8-N9	-6.04	110.78	113.80

Continued on next page...

Continued from previous page...

Mol	Chain	Res	Type	Atoms	Z	Observed(°)	Ideal(°)
1	AA	1293	G	C5-C6-N1	-6.04	108.48	111.50
35	BA	26	G	C5-C6-O6	6.04	132.23	128.60
35	BA	1203	G	N9-C1'-C2'	6.04	121.86	114.00
35	BA	1835	G	C4-C5-C6	6.04	122.43	118.80
35	BA	2100	G	C4-C5-N7	6.04	113.22	110.80
41	BG	147	ASP	CB-CG-OD1	-6.04	112.86	118.30
1	AA	851	G	N9-C4-C5	6.04	107.82	105.40
35	BA	111	A	C4-C5-C6	-6.04	113.98	117.00
35	BA	654(H)	G	N3-C4-C5	-6.04	125.58	128.60
35	BA	1268	A	C6-N1-C2	-6.04	114.97	118.60
35	BA	1985	G	N3-C4-C5	-6.04	125.58	128.60
35	BA	2061	G	N3-C4-N9	6.04	129.63	126.00
35	BA	2067	G	N1-C6-O6	6.04	123.53	119.90
35	BA	2485	G	N3-C4-C5	-6.04	125.58	128.60
1	AA	10	A	C2-N3-C4	-6.04	107.58	110.60
1	AA	1289	A	N1-C6-N6	6.04	122.22	118.60
4	AD	12	CYS	CA-CB-SG	6.04	124.88	114.00
35	BA	189	G	C5-N7-C8	6.04	107.32	104.30
35	BA	1080	C	N3-C2-O2	-6.04	117.67	121.90
35	BA	1142	U	N3-C2-O2	6.04	126.43	122.20
35	BA	1486	A	C5-C6-N6	-6.04	118.87	123.70
35	BA	1578	U	C3'-C2'-C1'	6.04	106.33	101.50
35	BA	2786	U	C3'-C2'-C1'	-6.04	96.67	101.50
1	AA	1117	G	N9-C4-C5	6.04	107.82	105.40
35	BA	271(T)	C	N1-C2-O2	6.04	122.52	118.90
35	BA	757	U	N1-C2-N3	-6.04	111.28	114.90
35	BA	2811	G	N7-C8-N9	6.04	116.12	113.10
53	BV	88	ARG	NE-CZ-NH2	-6.04	117.28	120.30
1	AA	824	C	C5-C4-N4	6.04	124.43	120.20
1	AA	1491	G	C5'-C4'-O4'	6.04	116.35	109.10
4	AD	106	TYR	CB-CG-CD1	6.04	124.62	121.00
35	BA	115	C	C5-C6-N1	6.04	124.02	121.00
35	BA	795	C	N3-C4-C5	6.04	124.32	121.90
35	BA	1125	G	C2-N3-C4	6.04	114.92	111.90
43	BK	63	ARG	NE-CZ-NH2	-6.04	117.28	120.30
35	BA	1309	G	C4-C5-C6	-6.04	115.18	118.80
35	BA	2032	G	N1-C2-N3	-6.04	120.28	123.90
35	BA	2145	C	C5-C6-N1	-6.04	117.98	121.00
1	AA	274	A	N1-C2-N3	6.04	132.32	129.30
1	AA	837	G	C4-C5-N7	-6.04	108.39	110.80
35	BA	271(E)	U	O4'-C1'-N1	6.04	113.03	108.20
35	BA	336	C	C5-C6-N1	6.04	124.02	121.00

Continued on next page...

Continued from previous page...

Mol	Chain	Res	Type	Atoms	Z	Observed(°)	Ideal(°)
35	BA	653	A	C8-N9-C4	-6.04	103.39	105.80
35	BA	1215	G	N1-C6-O6	6.04	123.52	119.90
35	BA	2378	A	N1-C2-N3	6.04	132.32	129.30
1	AA	146	G	C5-N7-C8	-6.03	101.28	104.30
1	AA	396	G	N7-C8-N9	6.03	116.12	113.10
1	AA	803	G	C4-C5-N7	-6.03	108.39	110.80
1	AA	1256	A	C4-C5-N7	-6.03	107.68	110.70
1	AA	1318	A	N7-C8-N9	6.03	116.82	113.80
35	BA	670	A	N9-C4-C5	6.03	108.21	105.80
35	BA	1056	G	C4-C5-N7	6.03	113.21	110.80
35	BA	1519	G	OP2-P-O3'	6.03	118.47	105.20
35	BA	2003	G	C8-N9-C4	-6.03	103.99	106.40
35	BA	2032	G	C6-C5-N7	6.03	134.02	130.40
35	BA	2202	C	C6-N1-C2	-6.03	117.89	120.30
35	BA	2383	G	N3-C2-N2	-6.03	115.68	119.90
42	BH	132	ARG	NE-CZ-NH1	-6.03	117.28	120.30
1	AA	622	A	C5-C6-N6	-6.03	118.87	123.70
35	BA	2398	U	C6-N1-C2	-6.03	117.38	121.00
35	BA	2566	A	N9-C4-C5	6.03	108.21	105.80
1	AA	608	A	N1-C6-N6	-6.03	114.98	118.60
1	AA	1337	G	C5'-C4'-O4'	-6.03	101.86	109.10
22	AV	20	U	O4'-C1'-N1	6.03	113.03	108.20
35	BA	1478	G	O4'-C1'-N9	-6.03	103.38	108.20
35	BA	2750	A	O4'-C1'-N9	6.03	113.02	108.20
40	BF	46	ARG	NE-CZ-NH1	-6.03	117.28	120.30
35	BA	1280	G	C3'-C2'-C1'	-6.03	96.68	101.50
37	BC	74	ARG	NE-CZ-NH1	-6.03	117.29	120.30
1	AA	547	A	C5-C6-N6	6.03	128.52	123.70
35	BA	729	G	C5-C6-N1	6.03	114.51	111.50
35	BA	1420	U	O4'-C1'-C2'	6.03	113.03	107.60
35	BA	1910	G	C8-N9-C4	6.03	108.81	106.40
35	BA	2494	G	N1-C6-O6	-6.03	116.28	119.90
35	BA	2548	G	C6-C5-N7	-6.03	126.78	130.40
35	BA	381	G	C5-C6-N1	6.03	114.51	111.50
35	BA	1276	A	N1-C6-N6	-6.03	114.98	118.60
35	BA	2315	G	C8-N9-C4	-6.03	103.99	106.40
35	BA	2810	A	C5-C6-N6	-6.03	118.88	123.70
1	AA	1331	G	O4'-C1'-N9	6.02	113.02	108.20
35	BA	272(B)	G	N7-C8-N9	-6.02	110.09	113.10
1	AA	250	A	N3-C4-C5	-6.02	122.58	126.80
1	AA	801	U	N3-C4-O4	-6.02	115.19	119.40
1	AA	1253	G	O4'-C1'-N9	-6.02	103.38	108.20

Continued on next page...

Continued from previous page...

Mol	Chain	Res	Type	Atoms	Z	Observed(°)	Ideal(°)
35	BA	324	A	C6-C5-N7	-6.02	128.08	132.30
35	BA	513	A	O4'-C1'-C2'	6.02	113.02	107.60
35	BA	1406	U	C5'-C4'-C3'	-6.02	106.36	116.00
35	BA	1943	U	N1-C1'-C2'	6.02	121.83	114.00
36	BB	74	U	C2-N3-C4	-6.02	123.39	127.00
27	B2	7	ARG	NE-CZ-NH1	6.02	123.31	120.30
1	AA	412	A	C4-C5-N7	-6.02	107.69	110.70
1	AA	1103	C	N1-C2-O2	-6.02	115.29	118.90
1	AA	1183	A	N1-C2-N3	6.02	132.31	129.30
35	BA	1239	G	N1-C6-O6	6.02	123.51	119.90
35	BA	1432	C	C5-C6-N1	-6.02	117.99	121.00
35	BA	1710	C	O4'-C1'-N1	6.02	113.02	108.20
35	BA	1903	G	C6-C5-N7	-6.02	126.79	130.40
35	BA	2198	A	N9-C4-C5	-6.02	103.39	105.80
1	AA	200	G	N3-C4-C5	-6.02	125.59	128.60
1	AA	876	G	N9-C4-C5	6.02	107.81	105.40
1	AA	1294	G	N9-C4-C5	-6.02	102.99	105.40
35	BA	286	C	N1-C2-O2	6.02	122.51	118.90
35	BA	181	A	C6-C5-N7	-6.02	128.09	132.30
35	BA	780	G	C5-C6-O6	-6.02	124.99	128.60
1	AA	927	G	N3-C4-C5	-6.01	125.59	128.60
22	AV	10	G	O4'-C1'-N9	-6.01	103.39	108.20
22	AV	12	G	C5-C6-O6	-6.01	124.99	128.60
35	BA	152	G	C6-C5-N7	6.01	134.01	130.40
35	BA	569	U	C2-N3-C4	6.01	130.61	127.00
35	BA	701	G	C5-N7-C8	6.01	107.31	104.30
35	BA	2266	A	C4-C5-N7	6.01	113.71	110.70
1	AA	99	U	C5-C4-O4	6.01	129.51	125.90
35	BA	1315	C	C4-C5-C6	6.01	120.41	117.40
35	BA	2834	G	C5-N7-C8	6.01	107.31	104.30
1	AA	1176	A	C8-N9-C4	-6.01	103.40	105.80
35	BA	171	G	N3-C4-N9	-6.01	122.39	126.00
35	BA	204	A	C5-C6-N1	6.01	120.71	117.70
35	BA	272(C)	G	N9-C4-C5	-6.01	103.00	105.40
35	BA	1297	C	O4'-C1'-N1	-6.01	103.39	108.20
35	BA	1324	G	N1-C2-N3	6.01	127.51	123.90
35	BA	2625	G	C8-N9-C4	6.01	108.80	106.40
36	BB	40	U	C5-C4-O4	6.01	129.51	125.90
1	AA	130	A	N1-C6-N6	6.01	122.21	118.60
1	AA	566	G	C5-C6-O6	-6.01	125.00	128.60
1	AA	898	G	C6-C5-N7	-6.01	126.79	130.40
35	BA	1006	C	O5'-P-OP1	-6.01	100.29	105.70

Continued on next page...

Continued from previous page...

Mol	Chain	Res	Type	Atoms	Z	Observed(°)	Ideal(°)
35	BA	1389	G	C5-C6-N1	6.01	114.50	111.50
35	BA	1414	G	N3-C4-N9	6.01	129.61	126.00
35	BA	2392	A	C2-N3-C4	-6.01	107.59	110.60
35	BA	2593	U	C3'-C2'-C1'	6.01	106.31	101.50
36	BB	36	C	N1-C2-N3	6.01	123.41	119.20
35	BA	1912	A	C6-N1-C2	6.01	122.20	118.60
35	BA	1936	A	O4'-C1'-N9	6.01	113.01	108.20
35	BA	2186	G	C8-N9-C4	-6.01	104.00	106.40
36	BB	67	G	C5-N7-C8	-6.01	101.30	104.30
1	AA	1280	A	N1-C6-N6	-6.01	115.00	118.60
35	BA	598	G	N1-C6-O6	6.01	123.50	119.90
35	BA	1916	A	N9-C4-C5	6.01	108.20	105.80
1	AA	630	G	N7-C8-N9	6.00	116.10	113.10
35	BA	1309	G	C5-C6-N1	6.00	114.50	111.50
25	B0	32	ARG	NH1-CZ-NH2	-6.00	112.80	119.40
35	BA	580	C	C4-C5-C6	-6.00	114.40	117.40
35	BA	2223	G	N1-C2-N2	-6.00	110.80	116.20
36	BB	7	G	C5-N7-C8	-6.00	101.30	104.30
1	AA	333	G	N1-C6-O6	-6.00	116.30	119.90
1	AA	854	G	N3-C4-C5	-6.00	125.60	128.60
1	AA	1388	C	C4-C5-C6	-6.00	114.40	117.40
35	BA	142(A)	C	N1-C2-N3	-6.00	115.00	119.20
35	BA	242	G	N9-C1'-C2'	6.00	121.80	114.00
35	BA	363	G	C8-N9-C4	-6.00	104.00	106.40
35	BA	386	G	O4'-C1'-N9	-6.00	103.40	108.20
35	BA	2804	C	C3'-C2'-C1'	6.00	106.30	101.50
1	AA	140	A	C5'-C4'-O4'	6.00	116.30	109.10
1	AA	189(H)	G	N9-C4-C5	6.00	107.80	105.40
1	AA	499	A	C5-N7-C8	-6.00	100.90	103.90
1	AA	884	U	N1-C2-O2	-6.00	118.60	122.80
1	AA	1394	A	C5-N7-C8	-6.00	100.90	103.90
35	BA	264	C	N1-C2-O2	-6.00	115.30	118.90
35	BA	1590	U	C1'-O4'-C4'	6.00	114.70	109.90
35	BA	2115	G	N3-C4-C5	6.00	131.60	128.60
1	AA	91	C	C6-N1-C2	-6.00	117.90	120.30
1	AA	297	G	C4-C5-N7	6.00	113.20	110.80
1	AA	566	G	N1-C6-O6	6.00	123.50	119.90
1	AA	1251	A	N7-C8-N9	-6.00	110.80	113.80
1	AA	1342	C	C3'-C2'-C1'	6.00	106.30	101.50
35	BA	54	G	N1-C6-O6	-6.00	116.30	119.90
35	BA	57	C	N3-C4-C5	-6.00	119.50	121.90
35	BA	1180	C	O4'-C1'-N1	-6.00	103.40	108.20

Continued on next page...

Continued from previous page...

Mol	Chain	Res	Type	Atoms	Z	Observed(°)	Ideal(°)
35	BA	1593	G	N1-C6-O6	6.00	123.50	119.90
35	BA	1775	U	O4'-C1'-N1	6.00	113.00	108.20
35	BA	2337	G	C1'-O4'-C4'	-6.00	105.10	109.90
35	BA	2670	A	C8-N9-C4	6.00	108.20	105.80
1	AA	628	G	C6-C5-N7	6.00	134.00	130.40
1	AA	787	A	C4-C5-N7	-6.00	107.70	110.70
19	AS	36	ARG	NE-CZ-NH1	-6.00	117.30	120.30
22	AV	12	G	C4-C5-N7	6.00	113.20	110.80
35	BA	1597	A	N9-C4-C5	-6.00	103.40	105.80
35	BA	2315	G	N3-C2-N2	6.00	124.10	119.90
39	BE	37	ARG	NE-CZ-NH2	-6.00	117.30	120.30
1	AA	460	G	C5-N7-C8	-6.00	101.30	104.30
1	AA	890	G	N7-C8-N9	6.00	116.10	113.10
35	BA	1347	G	C4-C5-N7	6.00	113.20	110.80
35	BA	1537	G	N1-C6-O6	-6.00	116.30	119.90
35	BA	1920	C	C6-N1-C2	-6.00	117.90	120.30
35	BA	2235	G	C4-C5-N7	-6.00	108.40	110.80
1	AA	109	A	C6-N1-C2	-5.99	115.00	118.60
1	AA	733	A	N1-C6-N6	5.99	122.20	118.60
26	B1	76	ARG	NE-CZ-NH1	-5.99	117.30	120.30
35	BA	1400	G	C8-N9-C4	-5.99	104.00	106.40
35	BA	2436	G	N9-C4-C5	5.99	107.80	105.40
1	AA	284	G	N1-C6-O6	-5.99	116.31	119.90
35	BA	1212	G	N1-C6-O6	-5.99	116.31	119.90
35	BA	1610	A	C4-C5-N7	5.99	113.70	110.70
1	AA	43	C	C2-N3-C4	-5.99	116.91	119.90
1	AA	649	G	N1-C6-O6	5.99	123.49	119.90
1	AA	1012	U	O4'-C1'-N1	5.99	112.99	108.20
35	BA	887	A	O4'-C1'-N9	-5.99	103.41	108.20
35	BA	1142	U	C2-N3-C4	5.99	130.59	127.00
35	BA	1584	C	C1'-O4'-C4'	5.99	114.69	109.90
1	AA	264	U	C6-N1-C2	-5.99	117.41	121.00
1	AA	840	C	N1-C2-N3	5.99	123.39	119.20
1	AA	1317	C	C2-N3-C4	5.99	122.89	119.90
1	AA	1417	G	N9-C4-C5	5.99	107.80	105.40
9	AI	9	ARG	NE-CZ-NH1	-5.99	117.31	120.30
24	AY	607	ARG	NE-CZ-NH2	-5.99	117.31	120.30
35	BA	1570	A	N7-C8-N9	5.99	116.79	113.80
35	BA	1601	G	C5-N7-C8	5.99	107.29	104.30
35	BA	2398	U	N1-C2-O2	-5.99	118.61	122.80
52	BU	52	ARG	NE-CZ-NH1	-5.99	117.31	120.30
1	AA	710	G	C5-C6-O6	5.99	132.19	128.60

Continued on next page...

Continued from previous page...

Mol	Chain	Res	Type	Atoms	Z	Observed(°)	Ideal(°)
35	BA	991	C	N3-C4-N4	5.99	122.19	118.00
1	AA	129(A)	G	C4-C5-N7	5.99	113.19	110.80
1	AA	1193	G	C2-N3-C4	-5.99	108.91	111.90
35	BA	350	U	C4-C5-C6	5.99	123.29	119.70
35	BA	479	A	N9-C1'-C2'	5.99	121.78	114.00
35	BA	1589	C	C5-C6-N1	5.99	123.99	121.00
35	BA	2617	C	N3-C4-C5	5.99	124.29	121.90
35	BA	2712(A)	A	C6-N1-C2	5.99	122.19	118.60
1	AA	557	G	N1-C2-N3	-5.98	120.31	123.90
1	AA	945	G	N1-C6-O6	5.98	123.49	119.90
35	BA	686	G	N3-C4-C5	5.98	131.59	128.60
35	BA	755	C	C2-N1-C1'	5.98	125.38	118.80
35	BA	844	C	C6-N1-C2	-5.98	117.91	120.30
35	BA	1484	G	C2-N3-C4	-5.98	108.91	111.90
35	BA	1742	G	C6-C5-N7	5.98	133.99	130.40
35	BA	1997	G	C4-C5-N7	5.98	113.19	110.80
36	BB	101	G	N1-C2-N3	5.98	127.49	123.90
45	BN	72	TYR	CB-CG-CD1	5.98	124.59	121.00
35	BA	903	C	C6-N1-C2	-5.98	117.91	120.30
35	BA	1404	C	C6-N1-C2	5.98	122.69	120.30
35	BA	2623	G	N1-C6-O6	-5.98	116.31	119.90
1	AA	695	A	C6-N1-C2	5.98	122.19	118.60
35	BA	206	U	C5-C6-N1	-5.98	119.71	122.70
35	BA	315	G	N1-C2-N3	5.98	127.49	123.90
35	BA	406	G	N1-C6-O6	5.98	123.49	119.90
35	BA	696	G	C4-C5-N7	-5.98	108.41	110.80
35	BA	1104	C	C2-N3-C4	5.98	122.89	119.90
35	BA	1926	U	N3-C4-O4	-5.98	115.21	119.40
35	BA	2049	G	C5-C6-N1	-5.98	108.51	111.50
35	BA	2594	C	C2-N3-C4	-5.98	116.91	119.90
35	BA	2613	U	N3-C4-O4	5.98	123.59	119.40
35	BA	2618	G	N1-C2-N3	-5.98	120.31	123.90
35	BA	654(N)	G	C4-C5-N7	-5.98	108.41	110.80
35	BA	1044	G	C8-N9-C4	5.98	108.79	106.40
1	AA	240	C	C5-C4-N4	-5.98	116.02	120.20
1	AA	854	G	C6-N1-C2	-5.98	121.51	125.10
35	BA	121	G	C5-C6-N1	5.98	114.49	111.50
35	BA	271(D)	G	C4-C5-N7	-5.98	108.41	110.80
35	BA	819	A	N7-C8-N9	-5.98	110.81	113.80
35	BA	1486	A	C5-C6-N1	5.98	120.69	117.70
35	BA	2889	C	N3-C4-C5	-5.98	119.51	121.90
1	AA	624	C	C5-C6-N1	5.98	123.99	121.00

Continued on next page...

Continued from previous page...

Mol	Chain	Res	Type	Atoms	Z	Observed(°)	Ideal(°)
1	AA	809	G	C6-C5-N7	-5.98	126.81	130.40
35	BA	1079	C	N3-C4-C5	-5.98	119.51	121.90
35	BA	2735	G	C4-C5-N7	5.98	113.19	110.80
1	AA	759	A	C8-N9-C4	-5.97	103.41	105.80
31	B6	37	ARG	NE-CZ-NH1	5.97	123.29	120.30
35	BA	130	C	N1-C2-O2	-5.97	115.31	118.90
35	BA	846	C	N3-C2-O2	-5.97	117.72	121.90
35	BA	1232	G	C6-N1-C2	-5.97	121.52	125.10
35	BA	1924	C	C5-C4-N4	-5.97	116.02	120.20
35	BA	2347	C	N3-C4-C5	5.97	124.29	121.90
1	AA	129(A)	G	C8-N9-C4	5.97	108.79	106.40
1	AA	598	U	N1-C2-N3	-5.97	111.32	114.90
1	AA	810	C	C4-C5-C6	5.97	120.39	117.40
35	BA	271(P)	C	C3'-C2'-C1'	-5.97	96.72	101.50
35	BA	772	C	N3-C4-N4	5.97	122.18	118.00
35	BA	1033	U	C4-C5-C6	5.97	123.28	119.70
35	BA	1480	G	C5-N7-C8	-5.97	101.31	104.30
35	BA	2603	G	O4'-C1'-C2'	5.97	112.97	107.60
35	BA	2644	G	N7-C8-N9	-5.97	110.11	113.10
1	AA	1289	A	C4-C5-N7	5.97	113.69	110.70
1	AA	1445	C	N3-C4-N4	-5.97	113.82	118.00
1	AA	1515	C	C5-C4-N4	5.97	124.38	120.20
35	BA	2120	G	C6-N1-C2	5.97	128.68	125.10
1	AA	321	A	O4'-C1'-N9	5.97	112.97	108.20
1	AA	699	C	N1-C2-O2	5.97	122.48	118.90
1	AA	978	A	C8-N9-C4	5.97	108.19	105.80
1	AA	1516	G	C5-N7-C8	5.97	107.28	104.30
35	BA	42	G	C2-N3-C4	-5.97	108.92	111.90
35	BA	654(I)	C	C5-C4-N4	-5.97	116.02	120.20
35	BA	665	C	C3'-C2'-C1'	-5.97	96.72	101.50
35	BA	911	A	C1'-O4'-C4'	-5.97	105.12	109.90
35	BA	2087	G	N3-C4-C5	5.97	131.58	128.60
35	BA	2481	G	N3-C4-C5	-5.97	125.61	128.60
35	BA	2735	G	C5-N7-C8	-5.97	101.31	104.30
35	BA	1073	A	C2-N3-C4	-5.97	107.62	110.60
1	AA	1421	G	C4-C5-C6	-5.97	115.22	118.80
35	BA	143	G	N1-C2-N3	5.97	127.48	123.90
35	BA	670	A	O4'-C1'-N9	-5.97	103.43	108.20
35	BA	730	C	C4-C5-C6	5.97	120.38	117.40
35	BA	1223	G	C6-C5-N7	-5.97	126.82	130.40
35	BA	1965	C	N3-C4-C5	5.97	124.29	121.90
35	BA	2450	A	C5-C6-N1	5.97	120.68	117.70

Continued on next page...

Continued from previous page...

Mol	Chain	Res	Type	Atoms	Z	Observed(°)	Ideal(°)
40	BF	18	ARG	NE-CZ-NH1	-5.97	117.32	120.30
1	AA	856	C	N1-C2-O2	5.96	122.48	118.90
1	AA	1332	A	C8-N9-C4	5.96	108.19	105.80
35	BA	2445	G	N7-C8-N9	-5.96	110.12	113.10
1	AA	963	G	N1-C6-O6	5.96	123.48	119.90
35	BA	1011	G	C5-C6-N1	5.96	114.48	111.50
35	BA	2024	G	N7-C8-N9	5.96	116.08	113.10
1	AA	113	G	N1-C6-O6	-5.96	116.32	119.90
1	AA	848	C	N3-C4-C5	-5.96	119.52	121.90
1	AA	1100	C	N3-C4-C5	-5.96	119.52	121.90
1	AA	1297	C	C4-C5-C6	-5.96	114.42	117.40
11	AK	67	ASP	CB-CG-OD2	5.96	123.67	118.30
35	BA	126	A	N1-C2-N3	5.96	132.28	129.30
35	BA	1121	C	C1'-O4'-C4'	-5.96	105.13	109.90
35	BA	2062	A	O4'-C1'-N9	-5.96	103.43	108.20
35	BA	2424	C	C5-C6-N1	-5.96	118.02	121.00
48	BQ	69	PHE	CB-CG-CD2	5.96	124.97	120.80
1	AA	123	C	N3-C4-C5	-5.96	119.52	121.90
35	BA	524	U	C5-C6-N1	5.96	125.68	122.70
35	BA	1455	G	C2-N3-C4	-5.96	108.92	111.90
53	BV	88	ARG	NE-CZ-NH1	-5.96	117.32	120.30
1	AA	629	G	N9-C4-C5	5.96	107.78	105.40
22	AV	5	G	C5-C6-N1	-5.96	108.52	111.50
35	BA	251	A	C2-N3-C4	-5.96	107.62	110.60
35	BA	447	A	C2-N3-C4	5.96	113.58	110.60
35	BA	569	U	N3-C4-C5	-5.96	111.03	114.60
35	BA	911	A	N7-C8-N9	5.96	116.78	113.80
35	BA	1024	G	N3-C4-C5	5.96	131.58	128.60
1	AA	1285	A	C2'-C3'-O3'	5.96	123.23	113.70
35	BA	782	A	N7-C8-N9	-5.96	110.82	113.80
35	BA	1850	G	N9-C4-C5	5.96	107.78	105.40
35	BA	2178	C	C4-C5-C6	5.96	120.38	117.40
1	AA	294	U	C5-C4-O4	-5.96	122.33	125.90
1	AA	677	U	N3-C4-O4	-5.96	115.23	119.40
35	BA	729	G	N9-C1'-C2'	5.96	121.74	114.00
35	BA	2861	G	O4'-C1'-N9	-5.96	103.44	108.20
1	AA	1292	U	C5-C6-N1	-5.95	119.72	122.70
1	AA	1293	G	C8-N9-C4	5.95	108.78	106.40
35	BA	838	C	C5'-C4'-O4'	-5.95	101.96	109.10
35	BA	1468	C	N1-C2-O2	5.95	122.47	118.90
35	BA	1929	G	N1-C2-N2	5.95	121.56	116.20
39	BE	89	ASP	CB-CG-OD2	-5.95	112.94	118.30

Continued on next page...

Continued from previous page...

Mol	Chain	Res	Type	Atoms	Z	Observed(°)	Ideal(°)
1	AA	401	C	C2-N3-C4	5.95	122.88	119.90
1	AA	668	G	N7-C8-N9	-5.95	110.12	113.10
1	AA	920	U	N1-C2-N3	-5.95	111.33	114.90
1	AA	1087	G	C5-N7-C8	-5.95	101.32	104.30
35	BA	1252	G	O4'-C1'-C2'	5.95	112.96	107.60
44	BL	115	ALA	CB-CA-C	5.95	119.03	110.10
57	BZ	112	ARG	NE-CZ-NH1	5.95	123.28	120.30
1	AA	1500	A	O4'-C1'-N9	-5.95	103.44	108.20
1	AA	1525	G	N9-C1'-C2'	-5.95	105.45	112.00
24	AY	123	ARG	NE-CZ-NH2	-5.95	117.32	120.30
35	BA	1938	A	C3'-C2'-C1'	5.95	106.26	101.50
42	BH	97	ARG	NE-CZ-NH2	-5.95	117.32	120.30
1	AA	1425	U	N1-C2-N3	5.95	118.47	114.90
35	BA	425	G	C4-C5-C6	-5.95	115.23	118.80
35	BA	778	G	C5-C6-O6	5.95	132.17	128.60
35	BA	1616	A	N1-C6-N6	5.95	122.17	118.60
35	BA	2402	C	C2-N3-C4	-5.95	116.92	119.90
35	BA	1560	G	N3-C2-N2	-5.95	115.74	119.90
35	BA	2449	U	C3'-C2'-C1'	-5.95	96.74	101.50
1	AA	542	G	C5-N7-C8	-5.95	101.33	104.30
1	AA	1153	C	N3-C2-O2	-5.95	117.74	121.90
1	AA	1269	A	C4-C5-N7	5.95	113.67	110.70
1	AA	1499	A	C3'-C2'-C1'	-5.95	96.74	101.50
35	BA	455	C	C3'-C2'-C1'	5.95	106.26	101.50
35	BA	1348	G	C5-C6-O6	5.95	132.17	128.60
35	BA	1457	A	C5-C6-N1	5.95	120.67	117.70
35	BA	1942	C	C5'-C4'-O4'	5.95	116.23	109.10
1	AA	1088	G	C2-N3-C4	-5.94	108.93	111.90
2	AB	148	TYR	CB-CG-CD1	-5.94	117.43	121.00
35	BA	989	G	C8-N9-C4	-5.94	104.02	106.40
35	BA	2412	A	N9-C1'-C2'	-5.94	105.46	112.00
35	BA	2537	U	C6-N1-C2	-5.94	117.43	121.00
35	BA	2775	A	N1-C6-N6	-5.94	115.03	118.60
35	BA	6	A	C4-C5-N7	5.94	113.67	110.70
35	BA	283	A	C5-N7-C8	-5.94	100.93	103.90
35	BA	801	G	C6-N1-C2	-5.94	121.53	125.10
35	BA	1258	C	C5-C6-N1	-5.94	118.03	121.00
35	BA	1467	C	C5-C4-N4	-5.94	116.04	120.20
35	BA	1901	A	O4'-C1'-N9	5.94	112.95	108.20
35	BA	2700	C	C3'-C2'-C1'	-5.94	96.75	101.50
1	AA	77	G	C5-N7-C8	5.94	107.27	104.30
1	AA	987	G	C4-C5-C6	-5.94	115.24	118.80

Continued on next page...

Continued from previous page...

Mol	Chain	Res	Type	Atoms	Z	Observed(°)	Ideal(°)
35	BA	904	C	N3-C2-O2	-5.94	117.74	121.90
35	BA	1703	G	C5-N7-C8	-5.94	101.33	104.30
36	BB	19	G	C5-N7-C8	5.94	107.27	104.30
35	BA	56	A	C2-N3-C4	5.94	113.57	110.60
35	BA	636	G	C5-C6-O6	5.94	132.16	128.60
1	AA	173	U	C5-C6-N1	5.94	125.67	122.70
1	AA	815	A	N9-C4-C5	-5.94	103.42	105.80
1	AA	963	G	C5-C6-O6	-5.94	125.04	128.60
1	AA	1101	A	C5-C6-N1	5.94	120.67	117.70
35	BA	390	A	C4'-C3'-C2'	5.94	108.54	102.60
35	BA	1747	G	N9-C4-C5	5.94	107.78	105.40
35	BA	1863	G	N1-C6-O6	-5.94	116.34	119.90
35	BA	2096	U	C5-C4-O4	-5.94	122.34	125.90
35	BA	2532	G	C5-C6-N1	5.94	114.47	111.50
36	BB	13	A	C2-N3-C4	5.94	113.57	110.60
1	AA	317	G	N3-C2-N2	5.94	124.06	119.90
1	AA	1100	C	N1-C2-O2	-5.94	115.34	118.90
1	AA	127	G	C2-N3-C4	5.93	114.87	111.90
1	AA	166	G	N1-C2-N3	-5.93	120.34	123.90
1	AA	305	G	N3-C4-C5	5.93	131.57	128.60
1	AA	495	A	C1'-O4'-C4'	-5.93	105.15	109.90
1	AA	568	G	C4-C5-C6	-5.93	115.24	118.80
1	AA	684	A	C6-N1-C2	-5.93	115.04	118.60
35	BA	81	G	C5-C6-O6	5.93	132.16	128.60
35	BA	624	C	C6-N1-C2	5.93	122.67	120.30
35	BA	635	C	N3-C2-O2	-5.93	117.75	121.90
35	BA	647	G	C6-C5-N7	-5.93	126.84	130.40
35	BA	1754	C	N1-C2-O2	5.93	122.46	118.90
35	BA	1844	C	C1'-O4'-C4'	-5.93	105.15	109.90
35	BA	2550	G	C6-N1-C2	5.93	128.66	125.10
41	BG	22	ARG	NE-CZ-NH1	-5.93	117.33	120.30
1	AA	283	C	C4-C5-C6	-5.93	114.43	117.40
1	AA	397	A	O4'-C1'-N9	5.93	112.94	108.20
35	BA	74	A	O4'-C1'-C2'	5.93	112.94	107.60
35	BA	817	C	C6-N1-C2	5.93	122.67	120.30
35	BA	1773	A	C8-N9-C4	5.93	108.17	105.80
35	BA	2142	C	C3'-C2'-C1'	-5.93	96.75	101.50
35	BA	2316	C	C6-N1-C2	5.93	122.67	120.30
35	BA	2695	C	N1-C2-O2	-5.93	115.34	118.90
1	AA	912	C	C3'-C2'-C1'	5.93	106.25	101.50
35	BA	1335	U	C5-C6-N1	5.93	125.67	122.70
1	AA	246	A	O4'-C4'-C3'	5.93	110.84	106.10

Continued on next page...

Continued from previous page...

Mol	Chain	Res	Type	Atoms	Z	Observed(°)	Ideal(°)
1	AA	1256	A	O4'-C1'-C2'	5.93	112.94	107.60
12	AL	15	ARG	NE-CZ-NH1	-5.93	117.33	120.30
35	BA	752	A	C6-N1-C2	5.93	122.16	118.60
35	BA	1245	G	C4-C5-N7	5.93	113.17	110.80
35	BA	1528	A	C2-N3-C4	5.93	113.56	110.60
35	BA	1539	G	C5-C6-O6	-5.93	125.04	128.60
35	BA	2258	C	C5-C4-N4	-5.93	116.05	120.20
48	BQ	60	ARG	NE-CZ-NH2	-5.93	117.33	120.30
35	BA	2447	G	C6-C5-N7	5.93	133.96	130.40
1	AA	113	G	C5-C6-N1	5.93	114.46	111.50
1	AA	1057	G	N3-C4-C5	5.93	131.56	128.60
1	AA	1320	C	N3-C2-O2	-5.93	117.75	121.90
35	BA	78	A	N9-C4-C5	-5.93	103.43	105.80
35	BA	271(G)	C	C4-C5-C6	5.93	120.36	117.40
35	BA	343	C	C5-C6-N1	5.93	123.96	121.00
35	BA	1256	G	C5-C6-N1	-5.93	108.54	111.50
35	BA	1432	C	O4'-C1'-N1	5.93	112.94	108.20
35	BA	2145	C	N3-C4-N4	5.93	122.15	118.00
35	BA	2278	A	N7-C8-N9	-5.93	110.84	113.80
35	BA	2725	A	C2-N3-C4	5.93	113.56	110.60
35	BA	746	A	O4'-C1'-N9	5.92	112.94	108.20
35	BA	2289	G	C5-C6-N1	5.92	114.46	111.50
35	BA	124	G	C1'-O4'-C4'	-5.92	105.16	109.90
35	BA	689	A	C6-N1-C2	-5.92	115.05	118.60
35	BA	2021	C	C1'-O4'-C4'	-5.92	105.16	109.90
1	AA	555	C	C6-N1-C2	-5.92	117.93	120.30
24	AY	348	ARG	NE-CZ-NH1	-5.92	117.34	120.30
35	BA	1770	G	C2-N3-C4	-5.92	108.94	111.90
1	AA	339	C	O4'-C1'-N1	5.92	112.94	108.20
35	BA	482	A	N1-C2-N3	5.92	132.26	129.30
35	BA	497	A	C5-C6-N1	5.92	120.66	117.70
35	BA	800	A	C6-N1-C2	5.92	122.15	118.60
35	BA	864	G	N1-C2-N2	-5.92	110.87	116.20
35	BA	965	C	C5'-C4'-O4'	5.92	116.20	109.10
35	BA	2184	G	N9-C4-C5	5.92	107.77	105.40
35	BA	2263	C	N3-C4-C5	5.92	124.27	121.90
1	AA	591	U	C6-N1-C2	-5.92	117.45	121.00
5	AE	133	TYR	CD1-CE1-CZ	-5.92	114.47	119.80
30	B5	52	TYR	CG-CD2-CE2	5.92	126.03	121.30
35	BA	627	A	C4-C5-N7	-5.92	107.74	110.70
35	BA	1255	U	C6-N1-C2	-5.92	117.45	121.00
35	BA	1385	G	N9-C1'-C2'	5.92	121.69	114.00

Continued on next page...

Continued from previous page...

Mol	Chain	Res	Type	Atoms	Z	Observed(°)	Ideal(°)
35	BA	1938	A	C2-N3-C4	-5.92	107.64	110.60
35	BA	2144	U	C6-N1-C2	-5.92	117.45	121.00
35	BA	2711	A	C4-C5-N7	-5.92	107.74	110.70
1	AA	494	U	N3-C4-C5	-5.92	111.05	114.60
1	AA	1030(A)	G	C4-C5-N7	-5.92	108.43	110.80
1	AA	1275	A	N7-C8-N9	5.92	116.76	113.80
35	BA	103	A	C5-N7-C8	5.92	106.86	103.90
35	BA	581	C	N3-C4-C5	5.92	124.27	121.90
35	BA	1055	G	N7-C8-N9	-5.92	110.14	113.10
35	BA	1524	G	C8-N9-C4	5.92	108.77	106.40
35	BA	1556	C	O4'-C1'-N1	-5.92	103.47	108.20
35	BA	1608	A	N1-C6-N6	-5.92	115.05	118.60
1	AA	488	C	C6-N1-C2	-5.92	117.93	120.30
1	AA	505	G	N3-C4-C5	-5.92	125.64	128.60
1	AA	989	C	N3-C2-O2	5.92	126.04	121.90
22	AV	54	U	C5'-C4'-O4'	5.92	116.20	109.10
35	BA	139(A)	G	C8-N9-C4	-5.92	104.03	106.40
1	AA	125	U	C5-C4-O4	-5.91	122.35	125.90
1	AA	750	G	C2-N3-C4	-5.91	108.94	111.90
1	AA	1072	G	C4-C5-C6	5.91	122.35	118.80
1	AA	1330	U	C5-C4-O4	-5.91	122.35	125.90
35	BA	892	G	N9-C4-C5	-5.91	103.03	105.40
35	BA	1212	G	O4'-C1'-N9	5.91	112.93	108.20
35	BA	1307	A	C6-C5-N7	-5.91	128.16	132.30
35	BA	1669	A	C4-C5-C6	-5.91	114.04	117.00
35	BA	1893	C	N3-C4-C5	5.91	124.27	121.90
35	BA	2170	A	C1'-O4'-C4'	-5.91	105.17	109.90
35	BA	2331	G	N1-C2-N3	-5.91	120.35	123.90
35	BA	2597	G	C5-N7-C8	5.91	107.26	104.30
35	BA	2622	C	C4-C5-C6	-5.91	114.44	117.40
52	BU	50	ARG	NE-CZ-NH1	-5.91	117.34	120.30
1	AA	1130	A	O4'-C1'-N9	5.91	112.93	108.20
22	AV	55	U	C2-N3-C4	5.91	130.55	127.00
25	B0	78	TYR	CB-CG-CD2	5.91	124.55	121.00
35	BA	628	G	C6-N1-C2	5.91	128.65	125.10
35	BA	760	G	N3-C2-N2	5.91	124.04	119.90
35	BA	1610	A	N1-C2-N3	-5.91	126.34	129.30
35	BA	2093	G	C8-N9-C4	-5.91	104.04	106.40
35	BA	2195	C	C6-N1-C2	5.91	122.66	120.30
1	AA	41	G	N1-C2-N3	5.91	127.45	123.90
1	AA	676	A	C4-C5-N7	5.91	113.65	110.70
1	AA	684	A	C8-N9-C4	-5.91	103.44	105.80

Continued on next page...

Continued from previous page...

Mol	Chain	Res	Type	Atoms	Z	Observed(°)	Ideal(°)
1	AA	839	U	C5-C4-O4	5.91	129.44	125.90
1	AA	959	A	C5-N7-C8	-5.91	100.94	103.90
35	BA	2090	G	N1-C6-O6	5.91	123.44	119.90
35	BA	2190	G	C6-C5-N7	-5.91	126.86	130.40
35	BA	2520	C	C5-C4-N4	-5.91	116.06	120.20
1	AA	189(L)	G	C4-C5-N7	-5.91	108.44	110.80
1	AA	248	C	N3-C2-O2	-5.91	117.77	121.90
35	BA	2417	C	C2-N3-C4	-5.91	116.95	119.90
1	AA	505	G	N9-C4-C5	-5.91	103.04	105.40
1	AA	848	C	C6-N1-C2	-5.91	117.94	120.30
1	AA	975	A	C4-C5-C6	5.91	119.95	117.00
1	AA	1172	C	C4-C5-C6	5.91	120.35	117.40
35	BA	579	G	C6-C5-N7	-5.91	126.86	130.40
35	BA	2056	G	N1-C6-O6	-5.91	116.36	119.90
38	BD	211	ARG	NE-CZ-NH2	-5.91	117.35	120.30
1	AA	45	U	C3'-C2'-C1'	-5.90	96.78	101.50
35	BA	2369	A	N1-C6-N6	5.90	122.14	118.60
1	AA	553	A	C1'-O4'-C4'	5.90	114.62	109.90
1	AA	1211	U	C1'-O4'-C4'	5.90	114.62	109.90
35	BA	354	G	C6-C5-N7	-5.90	126.86	130.40
35	BA	2657	A	N1-C6-N6	5.90	122.14	118.60
1	AA	603	U	O4'-C1'-N1	5.90	112.92	108.20
1	AA	1118	C	N3-C4-C5	-5.90	119.54	121.90
5	AE	150	ARG	NE-CZ-NH1	-5.90	117.35	120.30
35	BA	274	G	C8-N9-C4	5.90	108.76	106.40
35	BA	1169	G	O4'-C1'-N9	5.90	112.92	108.20
35	BA	1459	G	N9-C1'-C2'	5.90	121.67	114.00
35	BA	2113	U	C4-C5-C6	5.90	123.24	119.70
1	AA	910	C	O4'-C1'-N1	5.90	112.92	108.20
20	AT	23	ARG	NE-CZ-NH1	5.90	123.25	120.30
35	BA	260	G	C4-C5-C6	-5.90	115.26	118.80
35	BA	986	C	C2-N3-C4	5.90	122.85	119.90
1	AA	189(A)	C	C4-C5-C6	-5.90	114.45	117.40
35	BA	1214	A	C5-C6-N1	-5.90	114.75	117.70
35	BA	1421	G	C5-C6-O6	-5.90	125.06	128.60
35	BA	1819	A	N9-C1'-C2'	5.90	121.67	114.00
35	BA	2575	C	C6-N1-C2	5.90	122.66	120.30
1	AA	1316	G	C2-N3-C4	5.90	114.85	111.90
35	BA	620	G	N9-C4-C5	-5.90	103.04	105.40
35	BA	799	G	C6-N1-C2	-5.90	121.56	125.10
35	BA	799	G	N1-C2-N3	5.90	127.44	123.90
1	AA	384	G	C3'-C2'-C1'	-5.89	96.78	101.50

Continued on next page...

Continued from previous page...

Mol	Chain	Res	Type	Atoms	Z	Observed(°)	Ideal(°)
35	BA	47	C	C4-C5-C6	5.89	120.35	117.40
35	BA	266	G	N3-C2-N2	-5.89	115.77	119.90
35	BA	1321	A	C2-N3-C4	5.89	113.55	110.60
35	BA	1719	G	N3-C2-N2	5.89	124.03	119.90
35	BA	1792	G	C2-N3-C4	5.89	114.85	111.90
35	BA	2106	G	N3-C2-N2	-5.89	115.78	119.90
35	BA	2235	G	N9-C4-C5	5.89	107.76	105.40
36	BB	22	U	C2-N3-C4	-5.89	123.46	127.00
1	AA	663	A	N9-C4-C5	-5.89	103.44	105.80
1	AA	744	C	O4'-C1'-N1	-5.89	103.49	108.20
1	AA	767	A	N9-C4-C5	-5.89	103.44	105.80
1	AA	894	G	C2-N3-C4	5.89	114.85	111.90
1	AA	1324	A	C8-N9-C4	5.89	108.16	105.80
35	BA	55	G	N1-C2-N2	5.89	121.50	116.20
35	BA	249	C	N1-C1'-C2'	5.89	121.66	114.00
35	BA	953	A	N9-C1'-C2'	-5.89	105.52	112.00
35	BA	1612	C	N1-C2-N3	5.89	123.33	119.20
35	BA	1612	C	N3-C2-O2	-5.89	117.78	121.90
35	BA	2894	G	C6-C5-N7	5.89	133.94	130.40
1	AA	926	G	C5-N7-C8	5.89	107.25	104.30
21	AU	10	ARG	NE-CZ-NH1	-5.89	117.35	120.30
22	AV	49	G	C5-N7-C8	-5.89	101.35	104.30
35	BA	770	G	N9-C4-C5	5.89	107.76	105.40
35	BA	2324	C	C3'-C2'-C1'	5.89	106.21	101.50
1	AA	168	G	C6-C5-N7	-5.89	126.87	130.40
8	AH	52	ASP	CB-CG-OD1	-5.89	113.00	118.30
35	BA	502	A	O5'-P-OP1	-5.89	100.40	105.70
35	BA	1398	C	C2-N3-C4	5.89	122.84	119.90
35	BA	1501	C	N3-C2-O2	-5.89	117.78	121.90
35	BA	2260	C	N3-C4-N4	-5.89	113.88	118.00
35	BA	2269	A	N7-C8-N9	-5.89	110.86	113.80
35	BA	2464	C	N1-C1'-C2'	-5.89	105.52	112.00
35	BA	2522	U	N1-C2-O2	-5.89	118.68	122.80
36	BB	4	C	O4'-C1'-N1	-5.89	103.49	108.20
1	AA	821	G	N7-C8-N9	5.89	116.04	113.10
22	AV	52	G	C1'-O4'-C4'	-5.89	105.19	109.90
35	BA	619	G	N1-C6-O6	-5.89	116.37	119.90
35	BA	2629	A	O4'-C1'-N9	-5.89	103.49	108.20
1	AA	618	C	N3-C4-C5	5.89	124.25	121.90
1	AA	1329	A	C4'-C3'-C2'	-5.89	96.71	102.60
22	AV	5	G	N1-C6-O6	5.89	123.43	119.90
35	BA	406	G	C6-N1-C2	5.89	128.63	125.10

Continued on next page...

Continued from previous page...

Mol	Chain	Res	Type	Atoms	Z	Observed(°)	Ideal(°)
35	BA	2071	A	N9-C4-C5	-5.89	103.44	105.80
35	BA	2197	U	C5-C6-N1	5.89	125.64	122.70
47	BP	21	ARG	NE-CZ-NH1	-5.89	117.36	120.30
1	AA	194	C	N1-C2-O2	5.88	122.43	118.90
1	AA	861	G	C5-C6-N1	5.88	114.44	111.50
1	AA	1392	G	O4'-C1'-N9	-5.88	103.49	108.20
1	AA	1400	C	N1-C2-O2	5.88	122.43	118.90
1	AA	1514	C	N3-C4-C5	5.88	124.25	121.90
35	BA	585	G	N3-C4-N9	-5.88	122.47	126.00
35	BA	917	A	C8-N9-C4	5.88	108.15	105.80
35	BA	1436	G	N9-C1'-C2'	-5.88	105.53	112.00
35	BA	2151	G	N7-C8-N9	-5.88	110.16	113.10
42	BH	54	ARG	NE-CZ-NH2	-5.88	117.36	120.30
1	AA	537	G	C2-N3-C4	-5.88	108.96	111.90
24	AY	655	TYR	CZ-CE2-CD2	-5.88	114.50	119.80
35	BA	758	C	N3-C4-C5	5.88	124.25	121.90
35	BA	1290	C	N3-C2-O2	-5.88	117.78	121.90
35	BA	271(Y)	U	C5-C6-N1	5.88	125.64	122.70
35	BA	904	C	N1-C2-O2	5.88	122.43	118.90
35	BA	1413	G	N3-C4-C5	5.88	131.54	128.60
35	BA	2332	U	C5-C6-N1	-5.88	119.76	122.70
37	BC	54	ARG	NE-CZ-NH2	-5.88	117.36	120.30
1	AA	174	C	C2-N3-C4	-5.88	116.96	119.90
1	AA	1442(B)	A	N1-C2-N3	5.88	132.24	129.30
35	BA	1344	G	C8-N9-C4	5.88	108.75	106.40
35	BA	1501	C	C4-C5-C6	5.88	120.34	117.40
36	BB	42	C	C4-C5-C6	5.88	120.34	117.40
43	BK	62	ASP	CB-CG-OD2	-5.88	113.01	118.30
1	AA	190	U	C1'-O4'-C4'	5.88	114.60	109.90
1	AA	1188	A	C5-C6-N1	5.88	120.64	117.70
1	AA	1417	G	C4-C5-C6	5.88	122.33	118.80
1	AA	1488	G	N7-C8-N9	5.88	116.04	113.10
22	AV	69	C	C2-N3-C4	5.88	122.84	119.90
35	BA	336	C	N1-C2-O2	5.88	122.43	118.90
35	BA	755	C	C6-N1-C1'	-5.88	113.75	120.80
35	BA	1149	G	C5-N7-C8	-5.88	101.36	104.30
35	BA	1625	C	N3-C4-C5	5.88	124.25	121.90
35	BA	2413	G	N1-C2-N3	5.88	127.43	123.90
35	BA	2665	A	C4-C5-N7	5.88	113.64	110.70
1	AA	680	C	C2-N3-C4	-5.88	116.96	119.90
1	AA	1123	A	C3'-C2'-C1'	5.88	106.20	101.50
24	AY	558	PHE	CB-CG-CD1	-5.88	116.69	120.80

Continued on next page...

Continued from previous page...

Mol	Chain	Res	Type	Atoms	Z	Observed(°)	Ideal(°)
35	BA	1051	G	N3-C4-N9	5.88	129.53	126.00
35	BA	1127	A	O4'-C1'-C2'	5.88	112.89	107.60
35	BA	2169	A	C2-N3-C4	-5.88	107.66	110.60
35	BA	2748	A	O4'-C1'-N9	5.88	112.90	108.20
46	BO	17	ARG	NE-CZ-NH1	5.88	123.24	120.30
1	AA	1385	G	N7-C8-N9	5.87	116.04	113.10
22	AV	29	G	C6-N1-C2	5.87	128.62	125.10
35	BA	44	G	C5-N7-C8	-5.87	101.36	104.30
35	BA	317	G	N3-C4-N9	5.87	129.52	126.00
35	BA	430	G	C5-N7-C8	-5.87	101.36	104.30
35	BA	1089	G	N1-C2-N2	5.87	121.49	116.20
35	BA	1854	A	C5-N7-C8	-5.87	100.96	103.90
35	BA	2134	A	C4-C5-N7	5.87	113.64	110.70
1	AA	16	A	N9-C4-C5	-5.87	103.45	105.80
1	AA	146	G	N3-C4-N9	5.87	129.52	126.00
1	AA	157	G	C5-C6-O6	5.87	132.12	128.60
1	AA	1083	U	C4-C5-C6	5.87	123.22	119.70
35	BA	481	G	C5-N7-C8	-5.87	101.36	104.30
35	BA	494	G	N9-C4-C5	5.87	107.75	105.40
35	BA	843	G	C8-N9-C4	5.87	108.75	106.40
35	BA	845	G	C6-N1-C2	-5.87	121.58	125.10
35	BA	2718	G	C4-C5-N7	-5.87	108.45	110.80
38	BD	54	ARG	NE-CZ-NH1	-5.87	117.36	120.30
1	AA	298	A	C2-N3-C4	5.87	113.53	110.60
1	AA	786	G	N1-C2-N3	5.87	127.42	123.90
1	AA	1033	G	N1-C6-O6	-5.87	116.38	119.90
1	AA	1035	A	C1'-O4'-C4'	-5.87	105.21	109.90
35	BA	288	C	O4'-C1'-N1	5.87	112.89	108.20
35	BA	635	C	N3-C4-C5	-5.87	119.55	121.90
35	BA	1187	G	N7-C8-N9	5.87	116.03	113.10
35	BA	1385	G	C6-N1-C2	-5.87	121.58	125.10
35	BA	2679	A	C6-N1-C2	-5.87	115.08	118.60
35	BA	183	C	C6-N1-C2	-5.87	117.95	120.30
35	BA	994	C	C2-N3-C4	5.87	122.83	119.90
35	BA	1560	G	O4'-C1'-N9	-5.87	103.51	108.20
35	BA	2400	G	N1-C6-O6	5.87	123.42	119.90
35	BA	2744	G	C4-C5-N7	-5.87	108.45	110.80
1	AA	43	C	C4-C5-C6	-5.87	114.47	117.40
1	AA	425	G	N3-C4-N9	5.87	129.52	126.00
22	AV	30	G	C2-N3-C4	5.87	114.83	111.90
35	BA	637	A	N1-C6-N6	5.87	122.12	118.60
35	BA	1543	C	C5-C6-N1	-5.87	118.07	121.00

Continued on next page...

Continued from previous page...

Mol	Chain	Res	Type	Atoms	Z	Observed(°)	Ideal(°)
35	BA	2386	C	N3-C4-C5	5.87	124.25	121.90
35	BA	2726	U	C4-C5-C6	-5.87	116.18	119.70
1	AA	17	U	N1-C2-N3	5.86	118.42	114.90
1	AA	658	G	N3-C4-C5	-5.86	125.67	128.60
1	AA	1412	C	N3-C4-C5	-5.86	119.55	121.90
12	AL	97	ARG	NE-CZ-NH1	-5.86	117.37	120.30
35	BA	53	A	C5-C6-N6	-5.86	119.01	123.70
35	BA	554	U	C5-C4-O4	-5.86	122.38	125.90
35	BA	635	C	C4-C5-C6	5.86	120.33	117.40
35	BA	1226	A	C2-N3-C4	-5.86	107.67	110.60
35	BA	2097	C	C4-C5-C6	5.86	120.33	117.40
35	BA	2181	G	C4-C5-N7	-5.86	108.45	110.80
35	BA	2750	A	N9-C4-C5	-5.86	103.45	105.80
35	BA	478	A	C5-N7-C8	-5.86	100.97	103.90
35	BA	1171	G	C5-N7-C8	-5.86	101.37	104.30
35	BA	2548	G	C6-N1-C2	5.86	128.62	125.10
1	AA	928	G	N9-C4-C5	5.86	107.74	105.40
35	BA	139(A)	G	N9-C4-C5	5.86	107.75	105.40
35	BA	535	C	C1'-O4'-C4'	5.86	114.59	109.90
35	BA	1578	U	N1-C2-O2	5.86	126.90	122.80
35	BA	1785	A	N1-C6-N6	5.86	122.12	118.60
35	BA	2435	A	N9-C4-C5	5.86	108.14	105.80
35	BA	2448	A	C5-N7-C8	5.86	106.83	103.90
35	BA	95	G	C2-N3-C4	5.86	114.83	111.90
46	BO	56	ASP	CB-CG-OD2	5.86	123.57	118.30
1	AA	294	U	N3-C4-C5	5.86	118.11	114.60
1	AA	307	C	C3'-C2'-C1'	5.86	106.19	101.50
1	AA	1104	G	C8-N9-C4	-5.86	104.06	106.40
1	AA	1325	C	C5-C6-N1	5.86	123.93	121.00
22	AV	12	G	C5-C6-N1	5.86	114.43	111.50
22	AV	43	A	C6-N1-C2	-5.86	115.08	118.60
25	B0	69	PHE	CB-CG-CD2	-5.86	116.70	120.80
35	BA	123	G	N7-C8-N9	5.86	116.03	113.10
35	BA	2603	G	N9-C1'-C2'	-5.86	105.56	112.00
1	AA	1168	A	C2-N3-C4	-5.86	107.67	110.60
1	AA	1490	C	C6-N1-C1'	5.86	127.83	120.80
35	BA	744	G	C5-N7-C8	-5.86	101.37	104.30
35	BA	957	A	C4-C5-N7	-5.86	107.77	110.70
35	BA	1229	G	N9-C4-C5	5.86	107.74	105.40
35	BA	1283	G	C8-N9-C4	-5.86	104.06	106.40
36	BB	104	U	N3-C4-C5	5.86	118.11	114.60
1	AA	128	G	C5-C6-N1	-5.85	108.57	111.50

Continued on next page...

Continued from previous page...

Mol	Chain	Res	Type	Atoms	Z	Observed(°)	Ideal(°)
1	AA	481	G	C5'-C4'-C3'	-5.85	106.63	116.00
1	AA	750	G	C5-C6-O6	5.85	132.11	128.60
1	AA	1336	C	N3-C4-N4	5.85	122.10	118.00
1	AA	429	U	C5'-C4'-O4'	5.85	116.12	109.10
1	AA	506	G	N3-C4-N9	-5.85	122.49	126.00
1	AA	546	G	C4-C5-N7	-5.85	108.46	110.80
1	AA	1375	A	C5-N7-C8	-5.85	100.97	103.90
1	AA	1405	G	N9-C4-C5	5.85	107.74	105.40
35	BA	256	A	C4-C5-N7	5.85	113.63	110.70
35	BA	488	G	C4-C5-N7	-5.85	108.46	110.80
35	BA	1123	C	C4-C5-C6	5.85	120.33	117.40
35	BA	1234	U	O4'-C1'-N1	5.85	112.88	108.20
35	BA	1275	A	C5-N7-C8	-5.85	100.97	103.90
35	BA	1662	C	C3'-C2'-C1'	-5.85	96.82	101.50
35	BA	2134	A	C1'-O4'-C4'	-5.85	105.22	109.90
35	BA	2286	A	N9-C4-C5	5.85	108.14	105.80
35	BA	2421	G	C5-N7-C8	-5.85	101.37	104.30
35	BA	2622	C	O4'-C1'-C2'	5.85	112.87	107.60
36	BB	117	G	N3-C2-N2	-5.85	115.80	119.90
1	AA	526	C	N1-C2-N3	-5.85	115.10	119.20
1	AA	1089	G	C6-C5-N7	-5.85	126.89	130.40
35	BA	457	A	N7-C8-N9	5.85	116.73	113.80
35	BA	2413	G	N7-C8-N9	5.85	116.03	113.10
1	AA	803	G	N1-C2-N3	-5.85	120.39	123.90
35	BA	399	G	C4-C5-N7	-5.85	108.46	110.80
35	BA	654(V)	A	C3'-C2'-C1'	5.85	106.18	101.50
35	BA	1684	C	N3-C2-O2	-5.85	117.81	121.90
35	BA	1923	U	N1-C2-O2	5.85	126.89	122.80
35	BA	2229	C	C2-N3-C4	5.85	122.83	119.90
35	BA	2680	C	C4-C5-C6	-5.85	114.48	117.40
35	BA	2857	G	C5-N7-C8	5.85	107.22	104.30
1	AA	614	A	C5-C6-N1	5.85	120.62	117.70
1	AA	701	C	C5-C6-N1	5.85	123.92	121.00
13	AM	87	TYR	CB-CG-CD1	5.85	124.51	121.00
22	AV	74	C	C6-N1-C2	5.85	122.64	120.30
35	BA	1228	G	N3-C4-N9	-5.85	122.49	126.00
35	BA	1957	C	N1-C2-O2	5.85	122.41	118.90
35	BA	2021	C	N1-C2-N3	5.85	123.29	119.20
1	AA	428	G	C5-N7-C8	5.85	107.22	104.30
1	AA	774	G	C5-C6-N1	5.85	114.42	111.50
35	BA	1785	A	O4'-C1'-N9	5.85	112.88	108.20
36	BB	39	A	N1-C6-N6	-5.85	115.09	118.60

Continued on next page...

Continued from previous page...

Mol	Chain	Res	Type	Atoms	Z	Observed(°)	Ideal(°)
1	AA	490	G	C2-N3-C4	-5.84	108.98	111.90
1	AA	1326	C	C5-C6-N1	-5.84	118.08	121.00
35	BA	208	C	N3-C2-O2	-5.84	117.81	121.90
35	BA	386	G	N1-C2-N2	-5.84	110.94	116.20
35	BA	2407	G	C5-N7-C8	-5.84	101.38	104.30
35	BA	2698	U	C5-C4-O4	-5.84	122.39	125.90
1	AA	1493	A	C6-N1-C2	-5.84	115.09	118.60
35	BA	271(J)	C	C3'-C2'-C1'	5.84	106.17	101.50
35	BA	932	G	N7-C8-N9	-5.84	110.18	113.10
35	BA	1074	G	N1-C6-O6	-5.84	116.39	119.90
35	BA	2334	G	O4'-C1'-N9	-5.84	103.53	108.20
35	BA	2439	A	C6-N1-C2	5.84	122.11	118.60
1	AA	11	G	C5-C6-N1	5.84	114.42	111.50
1	AA	246	A	N1-C2-N3	-5.84	126.38	129.30
22	AV	46	G	C5-C6-O6	-5.84	125.09	128.60
35	BA	324	A	N1-C6-N6	-5.84	115.10	118.60
35	BA	1302	A	C6-N1-C2	5.84	122.11	118.60
1	AA	39	G	C6-C5-N7	-5.84	126.90	130.40
1	AA	79	G	C8-N9-C4	-5.84	104.06	106.40
1	AA	790	A	C4-C5-N7	-5.84	107.78	110.70
1	AA	1160	G	C4-C5-N7	5.84	113.14	110.80
1	AA	1531	A	N7-C8-N9	-5.84	110.88	113.80
35	BA	399	G	N7-C8-N9	-5.84	110.18	113.10
35	BA	1252	G	C5-C6-O6	-5.84	125.10	128.60
35	BA	1406	U	O4'-C1'-N1	5.84	112.87	108.20
35	BA	2187	G	C6-N1-C2	5.84	128.60	125.10
35	BA	2274	A	C5-C6-N6	5.84	128.37	123.70
35	BA	2417	C	N1-C2-N3	5.84	123.29	119.20
1	AA	22	G	C1'-O4'-C4'	-5.84	105.23	109.90
35	BA	177	G	C1'-O4'-C4'	-5.84	105.23	109.90
35	BA	846	C	N1-C2-O2	5.84	122.40	118.90
1	AA	504	C	C2-N3-C4	-5.84	116.98	119.90
1	AA	657	G	N7-C8-N9	5.84	116.02	113.10
1	AA	1329	A	C5-C6-N6	-5.84	119.03	123.70
35	BA	2442	C	N3-C4-N4	5.84	122.09	118.00
35	BA	2894	G	C3'-C2'-C1'	5.84	106.17	101.50
35	BA	639	U	N3-C4-O4	5.83	123.48	119.40
35	BA	911	A	C5-N7-C8	-5.83	100.98	103.90
35	BA	1916	A	C4-C5-C6	5.83	119.92	117.00
1	AA	563	A	N9-C4-C5	-5.83	103.47	105.80
1	AA	1072	G	N9-C4-C5	5.83	107.73	105.40
35	BA	133	C	C2-N3-C4	5.83	122.82	119.90

Continued on next page...

Continued from previous page...

Mol	Chain	Res	Type	Atoms	Z	Observed(°)	Ideal(°)
35	BA	2218	U	C5-C6-N1	-5.83	119.78	122.70
35	BA	2412	A	N7-C8-N9	5.83	116.72	113.80
35	BA	2676	C	N3-C4-C5	5.83	124.23	121.90
35	BA	2792	G	C5-N7-C8	-5.83	101.38	104.30
47	BP	28	GLY	N-CA-C	-5.83	98.52	113.10
1	AA	63	C	C6-N1-C2	5.83	122.63	120.30
1	AA	69	G	C8-N9-C4	5.83	108.73	106.40
1	AA	731	G	C6-N1-C2	-5.83	121.60	125.10
22	AV	19	G	N9-C1'-C2'	5.83	121.58	114.00
35	BA	783	A	C8-N9-C4	-5.83	103.47	105.80
35	BA	1422	G	N3-C4-N9	5.83	129.50	126.00
35	BA	953	A	O4'-C1'-N9	5.83	112.86	108.20
35	BA	1561	G	N3-C4-N9	5.83	129.50	126.00
40	BF	139	PHE	CG-CD1-CE1	5.83	127.21	120.80
1	AA	540	G	C8-N9-C4	-5.83	104.07	106.40
1	AA	966	G	C5-N7-C8	5.83	107.21	104.30
1	AA	1446	U	O4'-C1'-N1	5.83	112.86	108.20
22	AV	19	G	N3-C4-N9	5.83	129.50	126.00
35	BA	115	C	N3-C4-C5	5.83	124.23	121.90
35	BA	2172	U	C5-C6-N1	-5.83	119.79	122.70
35	BA	2839	G	C2-N3-C4	-5.83	108.99	111.90
1	AA	80	G	C5-C6-O6	5.83	132.10	128.60
1	AA	282	A	C5-N7-C8	5.83	106.81	103.90
1	AA	372	C	C4-C5-C6	-5.83	114.49	117.40
1	AA	1442	G	C8-N9-C4	5.83	108.73	106.40
35	BA	44	G	C6-C5-N7	-5.83	126.90	130.40
35	BA	324	A	C4-C5-N7	5.83	113.61	110.70
35	BA	1155	A	C5-C6-N1	-5.83	114.79	117.70
1	AA	258	G	O4'-C1'-N9	-5.83	103.54	108.20
1	AA	482	A	C2-N3-C4	5.83	113.51	110.60
1	AA	510	A	C8-N9-C4	5.83	108.13	105.80
1	AA	1220	G	N3-C4-N9	-5.83	122.50	126.00
35	BA	74	A	C5-C6-N1	5.83	120.61	117.70
35	BA	248	G	N1-C6-O6	5.83	123.39	119.90
35	BA	495	G	N7-C8-N9	-5.83	110.19	113.10
35	BA	1044	G	C3'-C2'-C1'	5.83	106.16	101.50
35	BA	2335	A	N1-C2-N3	-5.83	126.39	129.30
35	BA	2867	G	N7-C8-N9	5.83	116.01	113.10
36	BB	117	G	N7-C8-N9	5.83	116.01	113.10
1	AA	629	G	N3-C4-N9	-5.82	122.51	126.00
1	AA	759	A	N1-C2-N3	-5.82	126.39	129.30
1	AA	787	A	C8-N9-C4	-5.82	103.47	105.80

Continued on next page...

Continued from previous page...

Mol	Chain	Res	Type	Atoms	Z	Observed(°)	Ideal(°)
1	AA	1398	A	N1-C2-N3	5.82	132.21	129.30
35	BA	200	U	N3-C4-O4	5.82	123.48	119.40
35	BA	654(T)	C	N3-C4-N4	-5.82	113.92	118.00
35	BA	1305	C	C5-C4-N4	-5.82	116.12	120.20
35	BA	2031	A	N1-C2-N3	-5.82	126.39	129.30
35	BA	2313	C	N3-C2-O2	5.82	125.98	121.90
35	BA	1463	C	C5-C6-N1	5.82	123.91	121.00
35	BA	2725	A	N9-C4-C5	5.82	108.13	105.80
1	AA	176	C	C1'-O4'-C4'	-5.82	105.24	109.90
1	AA	430	A	N9-C4-C5	-5.82	103.47	105.80
1	AA	1411	C	C4'-C3'-C2'	5.82	108.42	102.60
35	BA	119	A	C3'-C2'-C1'	-5.82	96.84	101.50
35	BA	861	A	C8-N9-C4	5.82	108.13	105.80
35	BA	1273	U	N1-C2-N3	5.82	118.39	114.90
35	BA	1997	G	C5-N7-C8	-5.82	101.39	104.30
35	BA	2635	C	C4-C5-C6	5.82	120.31	117.40
36	BB	101	G	N7-C8-N9	5.82	116.01	113.10
1	AA	56	U	N1-C2-O2	5.82	126.87	122.80
1	AA	1190	G	C4-C5-C6	-5.82	115.31	118.80
5	AE	36	ASP	CB-CG-OD2	5.82	123.54	118.30
35	BA	37	C	N3-C4-C5	-5.82	119.57	121.90
1	AA	114	U	C5-C6-N1	-5.82	119.79	122.70
1	AA	975	A	N1-C6-N6	-5.82	115.11	118.60
35	BA	2693	A	N9-C4-C5	5.82	108.13	105.80
1	AA	189(K)	U	C5-C4-O4	5.82	129.39	125.90
1	AA	1375	A	C2-N3-C4	-5.82	107.69	110.60
1	AA	1441	G	N1-C2-N3	-5.82	120.41	123.90
35	BA	343	C	C6-N1-C2	-5.82	117.97	120.30
35	BA	1097	U	N1-C2-O2	-5.82	118.73	122.80
35	BA	1460	A	C8-N9-C4	-5.82	103.47	105.80
35	BA	2345	G	O4'-C1'-C2'	-5.82	99.98	105.80
1	AA	1179	A	N1-C6-N6	5.81	122.09	118.60
35	BA	278	A	N3-C4-N9	-5.81	122.75	127.40
35	BA	511	U	C6-N1-C2	-5.81	117.51	121.00
35	BA	616	G	N1-C2-N3	5.81	127.39	123.90
35	BA	1021	A	C8-N9-C4	-5.81	103.47	105.80
35	BA	1742	G	N7-C8-N9	5.81	116.01	113.10
1	AA	1291	G	C4-C5-N7	5.81	113.12	110.80
35	BA	36	G	N7-C8-N9	-5.81	110.19	113.10
35	BA	43	A	C2-N3-C4	-5.81	107.69	110.60
35	BA	649	G	C8-N9-C4	-5.81	104.08	106.40
35	BA	913	U	N3-C4-O4	5.81	123.47	119.40

Continued on next page...

Continued from previous page...

Mol	Chain	Res	Type	Atoms	Z	Observed(°)	Ideal(°)
35	BA	1133	U	C6-N1-C2	5.81	124.49	121.00
35	BA	2081	C	C6-N1-C2	5.81	122.62	120.30
35	BA	2122	U	O4'-C1'-N1	5.81	112.85	108.20
35	BA	2699	C	N1-C2-O2	-5.81	115.41	118.90
36	BB	29	A	N1-C2-N3	5.81	132.21	129.30
1	AA	107	G	N1-C2-N2	-5.81	110.97	116.20
1	AA	266	G	N3-C2-N2	-5.81	115.83	119.90
1	AA	1430	C	O5'-P-OP2	-5.81	100.47	105.70
22	AV	7	G	N7-C8-N9	5.81	116.01	113.10
35	BA	737	C	N3-C4-C5	-5.81	119.58	121.90
35	BA	1469	A	C2-N3-C4	-5.81	107.69	110.60
1	AA	68	G	C8-N9-C4	5.81	108.72	106.40
1	AA	515	G	C5'-C4'-C3'	-5.81	106.70	116.00
1	AA	607	A	C2-N3-C4	-5.81	107.70	110.60
1	AA	1424	C	C4'-C3'-C2'	5.81	108.41	102.60
1	AA	1473	A	C8-N9-C4	-5.81	103.48	105.80
22	AV	10	G	C4-C5-N7	5.81	113.12	110.80
35	BA	255	A	C8-N9-C4	5.81	108.12	105.80
35	BA	341	G	N7-C8-N9	5.81	116.00	113.10
35	BA	654(H)	G	C4-C5-C6	5.81	122.29	118.80
35	BA	1122	G	N1-C2-N3	5.81	127.39	123.90
35	BA	1212	G	C2-N3-C4	-5.81	109.00	111.90
1	AA	146	G	C2-N3-C4	5.81	114.80	111.90
1	AA	245	C	N1-C2-O2	-5.81	115.42	118.90
1	AA	357	G	N7-C8-N9	5.81	116.00	113.10
1	AA	575	G	N9-C4-C5	-5.81	103.08	105.40
1	AA	787	A	N9-C4-C5	5.81	108.12	105.80
35	BA	469	G	C5-C6-N1	-5.81	108.60	111.50
35	BA	1193	G	C4-C5-N7	-5.81	108.48	110.80
35	BA	2334	G	C4-C5-N7	-5.81	108.48	110.80
35	BA	2535	G	C6-C5-N7	-5.81	126.92	130.40
35	BA	2659	G	C6-N1-C2	-5.81	121.61	125.10
36	BB	115	G	N3-C2-N2	5.81	123.97	119.90
1	AA	935	A	N1-C2-N3	5.81	132.20	129.30
1	AA	1274	G	N9-C4-C5	5.81	107.72	105.40
35	BA	807	U	C1'-O4'-C4'	5.81	114.55	109.90
36	BB	56	G	O4'-C1'-N9	-5.81	103.56	108.20
1	AA	685	G	N1-C6-O6	5.80	123.38	119.90
1	AA	799	G	C8-N9-C4	5.80	108.72	106.40
35	BA	716	A	C6-N1-C2	5.80	122.08	118.60
35	BA	1339	G	O4'-C1'-N9	5.80	112.84	108.20
35	BA	1465	G	C5-N7-C8	5.80	107.20	104.30

Continued on next page...

Continued from previous page...

Mol	Chain	Res	Type	Atoms	Z	Observed(°)	Ideal(°)
35	BA	1945	G	N1-C6-O6	5.80	123.38	119.90
36	BB	29	A	N1-C6-N6	-5.80	115.12	118.60
1	AA	1432	G	C4-C5-N7	-5.80	108.48	110.80
24	AY	657	THR	CA-CB-CG2	-5.80	104.28	112.40
35	BA	271(R)	G	N1-C2-N3	-5.80	120.42	123.90
35	BA	924	C	N3-C4-C5	5.80	124.22	121.90
35	BA	2669	G	C4-C5-N7	5.80	113.12	110.80
35	BA	2751	G	C5-C6-O6	5.80	132.08	128.60
1	AA	1251	A	C6-C5-N7	-5.80	128.24	132.30
35	BA	1638	C	C2-N3-C4	5.80	122.80	119.90
1	AA	245	C	O4'-C1'-N1	-5.80	103.56	108.20
1	AA	250	A	C4-C5-N7	-5.80	107.80	110.70
1	AA	535	A	C5-C6-N6	5.80	128.34	123.70
1	AA	1241	G	N9-C4-C5	-5.80	103.08	105.40
35	BA	1028	A	N1-C2-N3	5.80	132.20	129.30
35	BA	1394	U	O5'-P-OP2	-5.80	100.48	105.70
35	BA	2284	C	N3-C4-N4	5.80	122.06	118.00
35	BA	2354	G	N3-C4-C5	-5.80	125.70	128.60
1	AA	880	C	C4-C5-C6	-5.80	114.50	117.40
35	BA	135	G	C6-C5-N7	-5.80	126.92	130.40
35	BA	621	A	N1-C2-N3	5.80	132.20	129.30
1	AA	517	G	C2-N3-C4	-5.80	109.00	111.90
1	AA	943	U	C5-C6-N1	-5.80	119.80	122.70
1	AA	1224	G	N3-C4-C5	-5.80	125.70	128.60
35	BA	506	G	N9-C4-C5	5.80	107.72	105.40
35	BA	828	U	C2-N3-C4	5.80	130.48	127.00
35	BA	1021	A	C2-N3-C4	5.80	113.50	110.60
35	BA	1519	G	C6-N1-C2	-5.80	121.62	125.10
35	BA	1580	A	C5'-C4'-O4'	5.80	116.06	109.10
35	BA	2113	U	C3'-C2'-C1'	5.80	106.14	101.50
35	BA	2279	G	N1-C2-N3	5.80	127.38	123.90
1	AA	424	G	O4'-C1'-N9	5.79	112.84	108.20
1	AA	779	C	N1-C2-N3	5.79	123.26	119.20
1	AA	1333	A	N9-C4-C5	5.79	108.12	105.80
1	AA	662	G	N3-C4-N9	5.79	129.48	126.00
1	AA	959	A	C6-N1-C2	-5.79	115.12	118.60
22	AV	17(A)	U	N1-C2-N3	-5.79	111.42	114.90
35	BA	90	U	C4'-C3'-C2'	5.79	108.39	102.60
35	BA	1063	G	C5-C6-N1	-5.79	108.60	111.50
35	BA	2189	U	C5-C4-O4	5.79	129.38	125.90
35	BA	2706	G	N1-C6-O6	5.79	123.38	119.90
36	BB	11	C	O4'-C1'-N1	5.79	112.83	108.20

Continued on next page...

Continued from previous page...

Mol	Chain	Res	Type	Atoms	Z	Observed(°)	Ideal(°)
36	BB	85	G	C2-N3-C4	5.79	114.80	111.90
1	AA	1239	A	N1-C6-N6	5.79	122.07	118.60
35	BA	905	U	C6-N1-C2	-5.79	117.53	121.00
35	BA	1481	U	N3-C4-C5	-5.79	111.13	114.60
35	BA	2012	G	C8-N9-C4	-5.79	104.08	106.40
35	BA	2792	G	C5-C6-O6	5.79	132.07	128.60
1	AA	1266	G	C4-C5-C6	5.79	122.27	118.80
1	AA	1399	C	C2-N3-C4	-5.79	117.00	119.90
35	BA	183	C	N3-C4-C5	-5.79	119.58	121.90
35	BA	1250	G	C1'-O4'-C4'	-5.79	105.27	109.90
35	BA	1520	G	N9-C4-C5	-5.79	103.08	105.40
35	BA	2712(A)	A	C2-N3-C4	-5.79	107.70	110.60
1	AA	260	G	C4-C5-N7	-5.79	108.48	110.80
1	AA	1129	C	C3'-C2'-C1'	5.79	106.13	101.50
35	BA	285	C	C1'-O4'-C4'	-5.79	105.27	109.90
35	BA	1162	G	C4'-C3'-C2'	-5.79	96.81	102.60
35	BA	2243	U	C5'-C4'-O4'	-5.79	102.16	109.10
1	AA	1041	A	C8-N9-C4	-5.79	103.48	105.80
13	AM	125	ARG	NE-CZ-NH2	-5.79	117.41	120.30
35	BA	528	A	C5-C6-N1	5.79	120.59	117.70
35	BA	1204	A	O4'-C1'-N9	5.79	112.83	108.20
35	BA	2187	G	C5-C6-O6	5.79	132.07	128.60
35	BA	2366	A	C3'-C2'-C1'	5.79	106.13	101.50
1	AA	748	C	N1-C2-O2	-5.79	115.43	118.90
1	AA	1188	A	N1-C6-N6	-5.79	115.13	118.60
1	AA	1291	G	N1-C6-O6	5.79	123.37	119.90
35	BA	374	A	C2-N3-C4	-5.79	107.71	110.60
35	BA	583	G	N7-C8-N9	5.79	115.99	113.10
35	BA	2388	A	O4'-C1'-C2'	5.79	112.81	107.60
35	BA	2482	G	C5-N7-C8	5.79	107.19	104.30
1	AA	956	U	C4-C5-C6	5.78	123.17	119.70
22	AV	9	G	C4-C5-N7	-5.78	108.49	110.80
35	BA	248	G	N1-C2-N2	5.78	121.40	116.20
35	BA	1694	C	C5-C4-N4	5.78	124.25	120.20
1	AA	58	C	C6-N1-C2	5.78	122.61	120.30
35	BA	851	U	N1-C2-N3	-5.78	111.43	114.90
35	BA	909	A	N1-C2-N3	5.78	132.19	129.30
35	BA	1422	G	C5'-C4'-C3'	-5.78	106.75	116.00
35	BA	2101	G	N9-C4-C5	5.78	107.71	105.40
1	AA	6	G	C5-C6-O6	5.78	132.07	128.60
1	AA	667	G	O4'-C1'-N9	-5.78	103.58	108.20
1	AA	831	U	C6-N1-C2	-5.78	117.53	121.00

Continued on next page...

Continued from previous page...

Mol	Chain	Res	Type	Atoms	Z	Observed(°)	Ideal(°)
1	AA	1478	C	C5-C6-N1	5.78	123.89	121.00
22	AV	73	A	C4-C5-N7	5.78	113.59	110.70
35	BA	861	A	C6-C5-N7	-5.78	128.25	132.30
35	BA	890	A	O5'-P-OP2	-5.78	100.50	105.70
1	AA	848	C	C5-C4-N4	5.78	124.25	120.20
1	AA	1088	G	C4-C5-N7	-5.78	108.49	110.80
35	BA	44	G	N3-C4-N9	5.78	129.47	126.00
35	BA	124	G	P-O5'-C5'	5.78	130.15	120.90
35	BA	719	C	C5-C6-N1	5.78	123.89	121.00
1	AA	15	G	N1-C2-N3	-5.78	120.43	123.90
1	AA	1264	C	C6-N1-C2	-5.78	117.99	120.30
24	AY	386	GLY	N-CA-C	5.78	127.54	113.10
35	BA	69	C	C4-C5-C6	-5.78	114.51	117.40
35	BA	960	A	C5-N7-C8	5.78	106.79	103.90
35	BA	1114	G	N7-C8-N9	-5.78	110.21	113.10
35	BA	1416	G	N7-C8-N9	5.78	115.99	113.10
35	BA	1484	G	C6-N1-C2	5.78	128.57	125.10
35	BA	2095	C	C2-N3-C4	-5.78	117.01	119.90
35	BA	2343	C	C4-C5-C6	5.78	120.29	117.40
35	BA	2360	A	C8-N9-C4	5.78	108.11	105.80
1	AA	230	G	C6-C5-N7	5.78	133.87	130.40
1	AA	837	G	C2-N3-C4	-5.78	109.01	111.90
1	AA	1238	A	N1-C6-N6	5.78	122.06	118.60
35	BA	271(T)	C	C4-C5-C6	-5.78	114.51	117.40
35	BA	363(F)	A	O4'-C1'-C2'	5.78	112.80	107.60
35	BA	894	C	C5-C4-N4	-5.78	116.16	120.20
35	BA	2300	G	C5-C6-O6	-5.78	125.13	128.60
35	BA	2388	A	O5'-P-OP2	-5.78	100.50	105.70
35	BA	2390	U	N1-C2-O2	-5.78	118.76	122.80
39	BE	160	TYR	CD1-CE1-CZ	5.78	125.00	119.80
1	AA	510	A	N7-C8-N9	-5.77	110.91	113.80
1	AA	658	G	N9-C4-C5	-5.77	103.09	105.40
35	BA	1320	C	O4'-C1'-N1	5.77	112.82	108.20
35	BA	1399	C	N1-C2-O2	5.77	122.36	118.90
35	BA	1442	G	C6-N1-C2	-5.77	121.64	125.10
35	BA	1905	C	C3'-C2'-C1'	5.77	106.12	101.50
35	BA	2517	C	C2-N3-C4	5.77	122.79	119.90
1	AA	634	C	C3'-C2'-C1'	-5.77	96.88	101.50
1	AA	724	G	N3-C2-N2	5.77	123.94	119.90
1	AA	1503	A	N9-C4-C5	5.77	108.11	105.80
1	AA	1514	C	O4'-C1'-N1	-5.77	103.58	108.20
31	B6	19	ARG	NE-CZ-NH2	-5.77	117.41	120.30

Continued on next page...

Continued from previous page...

Mol	Chain	Res	Type	Atoms	Z	Observed(°)	Ideal(°)
35	BA	212	G	C5-C6-O6	-5.77	125.14	128.60
35	BA	391	G	N9-C4-C5	5.77	107.71	105.40
35	BA	982	C	O4'-C1'-N1	5.77	112.82	108.20
35	BA	2815	C	C2-N3-C4	-5.77	117.01	119.90
1	AA	972	C	C6-N1-C2	-5.77	117.99	120.30
35	BA	2154	G	C4-C5-N7	5.77	113.11	110.80
35	BA	2757	A	N9-C4-C5	-5.77	103.49	105.80
36	BB	93	G	N1-C2-N2	5.77	121.39	116.20
1	AA	186	C	O5'-P-OP2	5.77	117.62	110.70
1	AA	613	C	O4'-C1'-N1	5.77	112.81	108.20
1	AA	1372	U	N3-C4-C5	5.77	118.06	114.60
35	BA	271(V)	G	N1-C6-O6	5.77	123.36	119.90
35	BA	687	C	N3-C2-O2	-5.77	117.86	121.90
35	BA	2359	C	C4-C5-C6	5.77	120.28	117.40
57	BZ	9	TYR	CG-CD1-CE1	5.77	125.92	121.30
1	AA	855	G	N1-C6-O6	-5.77	116.44	119.90
22	AV	49	G	C8-N9-C4	5.77	108.71	106.40
23	AX	18	G	N9-C4-C5	5.77	107.71	105.40
35	BA	397	G	N1-C2-N3	-5.77	120.44	123.90
35	BA	2559	C	N1-C2-O2	-5.77	115.44	118.90
1	AA	33	A	N3-C4-C5	-5.76	122.77	126.80
35	BA	8	A	C4-C5-N7	-5.76	107.82	110.70
35	BA	271(E)	U	N3-C4-C5	5.76	118.06	114.60
35	BA	1022	G	C4-C5-C6	-5.76	115.34	118.80
35	BA	1097	U	C4-C5-C6	5.76	123.16	119.70
35	BA	2195	C	N3-C4-C5	5.76	124.21	121.90
35	BA	2735	G	O4'-C1'-N9	5.76	112.81	108.20
35	BA	225	A	N9-C4-C5	-5.76	103.50	105.80
35	BA	621	A	O4'-C1'-N9	5.76	112.81	108.20
35	BA	1820	U	C5-C6-N1	-5.76	119.82	122.70
1	AA	1372	U	C4-C5-C6	-5.76	116.24	119.70
35	BA	413	C	C5-C6-N1	-5.76	118.12	121.00
35	BA	2279	G	C2-N3-C4	-5.76	109.02	111.90
1	AA	291	C	C4-C5-C6	5.76	120.28	117.40
1	AA	898	G	N1-C2-N2	-5.76	111.02	116.20
1	AA	937	A	C5-C6-N1	5.76	120.58	117.70
1	AA	1121	U	N3-C4-O4	-5.76	115.37	119.40
1	AA	1121	U	C5-C6-N1	-5.76	119.82	122.70
1	AA	1510	U	C5-C6-N1	5.76	125.58	122.70
35	BA	850	C	C1'-O4'-C4'	-5.76	105.29	109.90
35	BA	1558	A	C5-N7-C8	-5.76	101.02	103.90
35	BA	2095	C	C5-C6-N1	-5.76	118.12	121.00

Continued on next page...

Continued from previous page...

Mol	Chain	Res	Type	Atoms	Z	Observed(°)	Ideal(°)
1	AA	46	G	C8-N9-C4	-5.76	104.10	106.40
1	AA	1185	G	C6-C5-N7	-5.76	126.94	130.40
35	BA	272(D)	G	N3-C2-N2	5.76	123.93	119.90
46	BO	104	ARG	NE-CZ-NH2	-5.76	117.42	120.30
49	BR	105	ARG	NE-CZ-NH2	-5.76	117.42	120.30
1	AA	492	G	N3-C4-N9	5.76	129.45	126.00
1	AA	752	G	C5-N7-C8	5.76	107.18	104.30
35	BA	294	A	C5-N7-C8	5.76	106.78	103.90
35	BA	1178	C	C4-C5-C6	5.76	120.28	117.40
35	BA	1211	U	C2-N3-C4	-5.76	123.55	127.00
35	BA	1227	G	C4'-C3'-C2'	-5.76	96.84	102.60
35	BA	1421	G	N9-C4-C5	5.76	107.70	105.40
35	BA	2498	C	C5'-C4'-O4'	5.76	116.01	109.10
35	BA	2511	U	C5'-C4'-C3'	-5.76	106.79	116.00
35	BA	2665	A	N1-C2-N3	5.76	132.18	129.30
35	BA	574	C	C4-C5-C6	5.75	120.28	117.40
35	BA	1012	U	O4'-C1'-C2'	-5.75	100.05	105.80
35	BA	2425	A	N9-C4-C5	5.75	108.10	105.80
36	BB	36	C	N1-C2-O2	-5.75	115.45	118.90
1	AA	577	G	OP2-P-O3'	5.75	117.86	105.20
35	BA	604	G	C5-C6-O6	5.75	132.05	128.60
35	BA	1056	G	N3-C4-C5	5.75	131.48	128.60
35	BA	2870	C	N3-C2-O2	5.75	125.93	121.90
49	BR	47	PHE	CB-CG-CD2	5.75	124.83	120.80
1	AA	815	A	C6-C5-N7	-5.75	128.27	132.30
1	AA	1265	G	N7-C8-N9	5.75	115.98	113.10
1	AA	1344	C	O4'-C1'-N1	-5.75	103.60	108.20
35	BA	301	G	C5-N7-C8	-5.75	101.42	104.30
35	BA	914	C	N3-C2-O2	-5.75	117.87	121.90
35	BA	1004	C	C5-C4-N4	-5.75	116.17	120.20
35	BA	1859	A	N1-C2-N3	5.75	132.18	129.30
35	BA	2316	C	O4'-C1'-N1	5.75	112.80	108.20
50	BS	106	ARG	NE-CZ-NH2	-5.75	117.42	120.30
35	BA	2655	G	C6-N1-C2	-5.75	121.65	125.10
1	AA	177	C	C4-C5-C6	5.75	120.27	117.40
1	AA	1146	A	O4'-C1'-N9	-5.75	103.60	108.20
35	BA	173	G	N7-C8-N9	5.75	115.97	113.10
35	BA	326	G	O4'-C1'-N9	-5.75	103.60	108.20
35	BA	596	G	C5-N7-C8	5.75	107.17	104.30
35	BA	1080	C	C2-N3-C4	-5.75	117.03	119.90
35	BA	1212	G	C6-N1-C2	5.75	128.55	125.10
35	BA	2286	A	N3-C4-N9	-5.75	122.80	127.40

Continued on next page...

Continued from previous page...

Mol	Chain	Res	Type	Atoms	Z	Observed(°)	Ideal(°)
35	BA	2371	G	C2-N3-C4	-5.75	109.03	111.90
35	BA	2517	C	C6-N1-C2	-5.75	118.00	120.30
35	BA	2669	G	O4'-C1'-N9	-5.75	103.60	108.20
35	BA	2731	G	C4-C5-N7	-5.75	108.50	110.80
1	AA	461	A	C5'-C4'-O4'	-5.75	102.20	109.10
1	AA	1498	U	C4'-C3'-C2'	5.75	108.35	102.60
35	BA	74	A	O4'-C1'-N9	5.75	112.80	108.20
35	BA	946	G	O5'-P-OP1	-5.75	100.53	105.70
35	BA	1280	G	N1-C6-O6	5.75	123.35	119.90
35	BA	1290	C	N1-C2-N3	5.75	123.22	119.20
35	BA	1748	G	C6-N1-C2	-5.75	121.65	125.10
35	BA	2181	G	N9-C4-C5	5.75	107.70	105.40
35	BA	2318	G	C4'-C3'-C2'	-5.75	96.85	102.60
35	BA	2827	C	N3-C4-C5	-5.75	119.60	121.90
38	BD	190	TYR	CD1-CE1-CZ	5.75	124.97	119.80
1	AA	128	G	N3-C4-C5	5.75	131.47	128.60
1	AA	242	C	C4-C5-C6	-5.75	114.53	117.40
1	AA	1292	U	C4-C5-C6	5.75	123.15	119.70
1	AA	1416	G	C4-C5-C6	-5.75	115.35	118.80
1	AA	1439	C	C4-C5-C6	-5.75	114.53	117.40
35	BA	1610	A	N7-C8-N9	-5.75	110.93	113.80
35	BA	2059	A	C5-C6-N6	-5.75	119.10	123.70
35	BA	2493	U	N3-C2-O2	-5.75	118.18	122.20
1	AA	167	G	C6-N1-C2	5.74	128.55	125.10
1	AA	1099	G	C5-C6-N1	5.74	114.37	111.50
22	AV	72	A	N1-C6-N6	-5.74	115.15	118.60
35	BA	151	C	N3-C4-C5	-5.74	119.60	121.90
35	BA	1250	G	N1-C2-N2	5.74	121.37	116.20
35	BA	1259	G	C2-N3-C4	5.74	114.77	111.90
35	BA	1275	A	O4'-C4'-C3'	5.74	110.69	106.10
36	BB	56	G	N1-C2-N3	-5.74	120.45	123.90
1	AA	369	C	N1-C2-O2	-5.74	115.45	118.90
1	AA	568	G	O4'-C1'-N9	-5.74	103.61	108.20
1	AA	1443	G	C2-N3-C4	5.74	114.77	111.90
35	BA	397	G	C5-C6-N1	5.74	114.37	111.50
35	BA	2053	G	N3-C4-C5	5.74	131.47	128.60
35	BA	2664	G	C4-C5-N7	-5.74	108.50	110.80
1	AA	515	G	C2-N3-C4	-5.74	109.03	111.90
1	AA	996	A	C8-N9-C4	-5.74	103.50	105.80
1	AA	1285	A	C5-C6-N6	5.74	128.29	123.70
1	AA	1427	U	C1'-O4'-C4'	-5.74	105.31	109.90
35	BA	2169	A	C4-C5-N7	5.74	113.57	110.70

Continued on next page...

Continued from previous page...

Mol	Chain	Res	Type	Atoms	Z	Observed(°)	Ideal(°)
1	AA	21	G	C2-N3-C4	5.74	114.77	111.90
35	BA	530	G	N3-C2-N2	5.74	123.92	119.90
1	AA	1056	U	C3'-C2'-C1'	-5.74	96.91	101.50
1	AA	1197	G	C3'-C2'-C1'	5.74	106.09	101.50
35	BA	191	A	C5-N7-C8	5.74	106.77	103.90
1	AA	604	G	C4-C5-N7	5.74	113.09	110.80
1	AA	682	G	C5-C6-N1	-5.74	108.63	111.50
1	AA	838	G	C5-C6-N1	5.74	114.37	111.50
1	AA	1045	C	C5'-C4'-C3'	-5.74	106.82	116.00
1	AA	1193	G	C4-C5-N7	5.74	113.09	110.80
22	AV	49	G	C2-N3-C4	-5.74	109.03	111.90
35	BA	1591	G	N7-C8-N9	5.74	115.97	113.10
42	BH	152	ARG	NE-CZ-NH2	5.74	123.17	120.30
1	AA	167	G	O4'-C1'-N9	-5.73	103.61	108.20
1	AA	1499	A	N9-C4-C5	-5.73	103.51	105.80
35	BA	654(Q)	C	N1-C2-O2	5.73	122.34	118.90
1	AA	492	G	N9-C4-C5	-5.73	103.11	105.40
1	AA	597	G	N1-C6-O6	5.73	123.34	119.90
35	BA	659	C	N3-C4-N4	-5.73	113.99	118.00
35	BA	1582	C	N3-C4-C5	-5.73	119.61	121.90
35	BA	1643	G	C4-C5-N7	-5.73	108.51	110.80
35	BA	2207	G	C5-N7-C8	-5.73	101.43	104.30
1	AA	1100	C	N3-C2-O2	5.73	125.91	121.90
1	AA	1260	C	N1-C2-O2	-5.73	115.46	118.90
35	BA	808	G	C8-N9-C4	5.73	108.69	106.40
35	BA	960	A	N7-C8-N9	-5.73	110.94	113.80
49	BR	17	ARG	NE-CZ-NH1	-5.73	117.44	120.30
1	AA	557	G	C6-N1-C2	5.73	128.54	125.10
1	AA	1096	C	N1-C2-O2	-5.73	115.46	118.90
35	BA	1450(A)	C	C6-N1-C2	-5.73	118.01	120.30
1	AA	614	A	C6-C5-N7	5.73	136.31	132.30
1	AA	885	G	C5-C6-N1	5.73	114.36	111.50
20	AT	86	ARG	NE-CZ-NH1	-5.73	117.44	120.30
35	BA	614(A)	U	N3-C4-C5	5.73	118.04	114.60
35	BA	883	G	C5-N7-C8	-5.73	101.44	104.30
35	BA	1747(A)	G	C8-N9-C4	-5.73	104.11	106.40
35	BA	2332	U	C6-N1-C2	5.73	124.44	121.00
35	BA	2464	C	C6-N1-C2	-5.73	118.01	120.30
1	AA	239	U	C5-C6-N1	-5.73	119.84	122.70
1	AA	731	G	N1-C6-O6	5.73	123.34	119.90
1	AA	795	C	N3-C4-N4	-5.73	113.99	118.00
1	AA	1508	G	N1-C6-O6	5.73	123.33	119.90

Continued on next page...

Continued from previous page...

Mol	Chain	Res	Type	Atoms	Z	Observed(°)	Ideal(°)
35	BA	830	G	C5-C6-N1	-5.73	108.64	111.50
35	BA	1237	A	N9-C4-C5	-5.73	103.51	105.80
35	BA	1239	G	N9-C1'-C2'	-5.73	105.70	112.00
35	BA	2764	A	C2-N3-C4	5.73	113.46	110.60
1	AA	290	C	C4-C5-C6	5.72	120.26	117.40
1	AA	315	A	N3-C4-C5	5.72	130.81	126.80
1	AA	671	G	N3-C4-C5	5.72	131.46	128.60
1	AA	1408	A	N7-C8-N9	5.72	116.66	113.80
35	BA	1479	G	N9-C4-C5	-5.72	103.11	105.40
35	BA	1509	C	O4'-C1'-N1	5.72	112.78	108.20
35	BA	1809	A	C5-C6-N1	-5.72	114.84	117.70
36	BB	107	G	C6-N1-C2	-5.72	121.67	125.10
1	AA	719	C	N1-C2-O2	-5.72	115.47	118.90
1	AA	854	G	N7-C8-N9	-5.72	110.24	113.10
35	BA	144	C	O4'-C1'-N1	5.72	112.78	108.20
35	BA	813	U	C4-C5-C6	5.72	123.13	119.70
35	BA	1653	G	C4-C5-N7	5.72	113.09	110.80
35	BA	2771	C	C5-C6-N1	5.72	123.86	121.00
1	AA	1044	A	C5-N7-C8	5.72	106.76	103.90
1	AA	1523	G	C4'-C3'-C2'	-5.72	96.88	102.60
35	BA	1111	A	C3'-C2'-C1'	5.72	106.08	101.50
35	BA	1252	G	O4'-C1'-N9	-5.72	103.62	108.20
35	BA	2591	C	N3-C4-C5	-5.72	119.61	121.90
36	BB	27	C	N3-C4-N4	5.72	122.00	118.00
35	BA	219	G	C6-N1-C2	-5.72	121.67	125.10
35	BA	975	C	O5'-P-OP2	-5.72	100.55	105.70
35	BA	1542	A	N7-C8-N9	5.72	116.66	113.80
35	BA	1616	A	N3-C4-C5	-5.72	122.80	126.80
35	BA	2440	C	C6-N1-C2	-5.72	118.01	120.30
1	AA	595	G	C5-N7-C8	-5.72	101.44	104.30
35	BA	352	G	N9-C1'-C2'	5.72	121.43	114.00
35	BA	411	G	C1'-O4'-C4'	5.72	114.47	109.90
1	AA	454	C	N3-C4-N4	5.72	122.00	118.00
1	AA	1412	C	O4'-C1'-N1	5.72	112.77	108.20
35	BA	411	G	N7-C8-N9	5.72	115.96	113.10
35	BA	941	A	N1-C2-N3	-5.72	126.44	129.30
35	BA	984	A	O4'-C1'-N9	5.72	112.77	108.20
35	BA	2718	G	C3'-C2'-C1'	-5.72	96.93	101.50
1	AA	185	A	N9-C4-C5	5.71	108.09	105.80
1	AA	220	G	C5'-C4'-C3'	-5.71	106.86	116.00
1	AA	962	C	N1-C2-O2	5.71	122.33	118.90
35	BA	784	A	O5'-P-OP1	-5.71	100.56	105.70

Continued on next page...

Continued from previous page...

Mol	Chain	Res	Type	Atoms	Z	Observed(°)	Ideal(°)
35	BA	1098	A	N7-C8-N9	-5.71	110.94	113.80
35	BA	1192	G	N9-C4-C5	-5.71	103.11	105.40
35	BA	1260	G	C6-N1-C2	5.71	128.53	125.10
35	BA	2117	A	O4'-C1'-C2'	5.71	112.74	107.60
35	BA	2417	C	C6-N1-C2	-5.71	118.01	120.30
40	BF	23	ASP	CB-CG-OD2	5.71	123.44	118.30
50	BS	67	ARG	NE-CZ-NH2	-5.71	117.44	120.30
1	AA	399	G	C5-C6-N1	-5.71	108.64	111.50
35	BA	2126	A	C2-N3-C4	-5.71	107.74	110.60
1	AA	126	G	C6-C5-N7	-5.71	126.97	130.40
1	AA	925	G	C5'-C4'-O4'	5.71	115.95	109.10
1	AA	1227	A	C6-N1-C2	-5.71	115.17	118.60
35	BA	1567	A	N3-C4-C5	-5.71	122.80	126.80
35	BA	2730	C	C4-C5-C6	-5.71	114.54	117.40
1	AA	927	G	C8-N9-C4	-5.71	104.12	106.40
35	BA	415	A	N1-C2-N3	-5.71	126.44	129.30
35	BA	517	C	C5-C6-N1	-5.71	118.14	121.00
35	BA	722	A	O4'-C1'-N9	5.71	112.77	108.20
35	BA	1964	G	N3-C4-N9	5.71	129.43	126.00
39	BE	100	GLU	OE1-CD-OE2	-5.71	116.45	123.30
1	AA	15	G	O4'-C1'-N9	-5.71	103.63	108.20
18	AR	81	PHE	CB-CG-CD2	-5.71	116.80	120.80
35	BA	1147	C	C6-N1-C2	5.71	122.58	120.30
35	BA	1639	U	C5-C4-O4	-5.71	122.47	125.90
1	AA	656	C	C2-N3-C4	-5.71	117.05	119.90
35	BA	472	A	N3-C4-C5	5.71	130.79	126.80
35	BA	1139	G	C4-C5-N7	5.71	113.08	110.80
35	BA	1527	G	N3-C4-N9	5.71	129.42	126.00
35	BA	1889	A	N9-C4-C5	-5.71	103.52	105.80
35	BA	2224	G	N3-C2-N2	5.71	123.89	119.90
35	BA	2267	A	C5-N7-C8	-5.71	101.05	103.90
35	BA	2702	U	N3-C2-O2	-5.71	118.20	122.20
35	BA	2826	A	C5'-C4'-C3'	-5.71	106.87	116.00
1	AA	340	U	N1-C2-N3	5.71	118.32	114.90
35	BA	1526	G	C5-N7-C8	5.71	107.15	104.30
1	AA	557	G	C4-C5-N7	5.70	113.08	110.80
1	AA	1096	C	C4-C5-C6	5.70	120.25	117.40
1	AA	1406	U	O4'-C1'-N1	-5.70	103.64	108.20
16	AP	9	PHE	CB-CG-CD1	5.70	124.79	120.80
35	BA	334	C	N3-C4-N4	5.70	121.99	118.00
35	BA	788	A	C5-C6-N1	-5.70	114.85	117.70
35	BA	1058	G	C2-N3-C4	5.70	114.75	111.90

Continued on next page...

Continued from previous page...

Mol	Chain	Res	Type	Atoms	Z	Observed(°)	Ideal(°)
35	BA	2246	G	N9-C4-C5	-5.70	103.12	105.40
35	BA	2601	C	N1-C2-O2	-5.70	115.48	118.90
35	BA	2792	G	N1-C2-N2	5.70	121.33	116.20
35	BA	2834	G	N3-C2-N2	5.70	123.89	119.90
1	AA	405	U	C3'-C2'-C1'	5.70	106.06	101.50
35	BA	1669	A	C6-C5-N7	5.70	136.29	132.30
1	AA	701	C	N3-C4-C5	-5.70	119.62	121.90
1	AA	719	C	N3-C4-C5	-5.70	119.62	121.90
1	AA	1050	G	C5-C6-O6	-5.70	125.18	128.60
3	AC	21	ARG	NE-CZ-NH1	-5.70	117.45	120.30
4	AD	138	TYR	CB-CG-CD2	-5.70	117.58	121.00
35	BA	301	G	C4-C5-N7	5.70	113.08	110.80
35	BA	654(E)	G	N3-C4-C5	-5.70	125.75	128.60
35	BA	741	G	C2-N3-C4	5.70	114.75	111.90
35	BA	940	G	C6-N1-C2	-5.70	121.68	125.10
35	BA	1237	A	N1-C2-N3	5.70	132.15	129.30
35	BA	2565	A	N9-C4-C5	5.70	108.08	105.80
1	AA	39	G	N9-C1'-C2'	-5.70	105.73	112.00
1	AA	317	G	C3'-C2'-C1'	-5.70	96.94	101.50
1	AA	558	G	N3-C4-C5	-5.70	125.75	128.60
1	AA	770	C	C5'-C4'-O4'	5.70	115.94	109.10
1	AA	1295	G	C5-C6-N1	5.70	114.35	111.50
35	BA	573	G	C5-C6-O6	-5.70	125.18	128.60
35	BA	924	C	C1'-O4'-C4'	-5.70	105.34	109.90
35	BA	1020	A	C5'-C4'-O4'	-5.70	102.26	109.10
35	BA	2362	G	O4'-C4'-C3'	-5.70	98.30	104.00
35	BA	53	A	C4-C5-C6	5.70	119.85	117.00
35	BA	55	G	N1-C2-N3	-5.70	120.48	123.90
35	BA	623	G	C2-N3-C4	5.70	114.75	111.90
35	BA	642	G	N3-C4-C5	5.70	131.45	128.60
35	BA	656	G	N9-C1'-C2'	5.70	121.41	114.00
35	BA	956	G	N3-C4-C5	5.70	131.45	128.60
35	BA	1515	G	C5-N7-C8	5.70	107.15	104.30
35	BA	2052	G	N1-C2-N2	5.70	121.33	116.20
1	AA	764	C	C6-N1-C2	5.70	122.58	120.30
1	AA	822	C	N3-C4-N4	5.70	121.99	118.00
1	AA	873	A	C5-C6-N1	5.70	120.55	117.70
10	AJ	9	ARG	NE-CZ-NH2	-5.70	117.45	120.30
35	BA	739	G	C4-C5-N7	-5.70	108.52	110.80
35	BA	809	G	C8-N9-C4	5.70	108.68	106.40
35	BA	1055	G	C4-C5-N7	-5.70	108.52	110.80
35	BA	1998	G	C5-C6-O6	5.70	132.02	128.60

Continued on next page...

Continued from previous page...

Mol	Chain	Res	Type	Atoms	Z	Observed(°)	Ideal(°)
35	BA	2351	G	C6-C5-N7	5.70	133.82	130.40
36	BB	57	A	N7-C8-N9	-5.70	110.95	113.80
36	BB	88	C	N3-C4-N4	5.70	121.99	118.00
1	AA	186	C	C5-C4-N4	-5.69	116.21	120.20
35	BA	2722	G	C6-C5-N7	-5.69	126.98	130.40
1	AA	228	A	N9-C4-C5	5.69	108.08	105.80
1	AA	1434	A	C5'-C4'-C3'	-5.69	106.89	116.00
35	BA	899	A	C4-C5-C6	5.69	119.85	117.00
35	BA	1889	A	C8-N9-C4	5.69	108.08	105.80
36	BB	76	G	C8-N9-C4	5.69	108.68	106.40
1	AA	109	A	C5-C6-N1	5.69	120.55	117.70
1	AA	130	A	C5-C6-N6	-5.69	119.15	123.70
1	AA	878	G	C8-N9-C4	-5.69	104.12	106.40
1	AA	897	C	C2-N3-C4	5.69	122.75	119.90
35	BA	861	A	C5-C6-N1	-5.69	114.85	117.70
1	AA	7	G	N3-C4-C5	-5.69	125.76	128.60
1	AA	117	G	C5'-C4'-O4'	5.69	115.92	109.10
1	AA	587	G	C2-N3-C4	5.69	114.74	111.90
1	AA	1168	A	C4-C5-C6	-5.69	114.16	117.00
35	BA	1320	C	N1-C2-O2	-5.69	115.49	118.90
35	BA	1369	G	N3-C4-N9	-5.69	122.59	126.00
35	BA	2817	G	C4-C5-N7	5.69	113.08	110.80
1	AA	1036	G	N3-C4-C5	-5.69	125.76	128.60
1	AA	1154	G	C8-N9-C4	-5.69	104.13	106.40
1	AA	145	G	N1-C2-N3	-5.68	120.49	123.90
1	AA	184	G	P-O5'-C5'	5.68	130.00	120.90
1	AA	1067	A	C8-N9-C4	5.68	108.07	105.80
1	AA	1086	U	C2-N3-C4	5.68	130.41	127.00
1	AA	1480	G	C5-N7-C8	-5.68	101.46	104.30
35	BA	274	G	C5-N7-C8	5.68	107.14	104.30
35	BA	1498	C	C4-C5-C6	-5.68	114.56	117.40
35	BA	1528	A	C5-N7-C8	-5.68	101.06	103.90
35	BA	1923	U	N3-C4-C5	-5.68	111.19	114.60
35	BA	2049	G	N9-C4-C5	5.68	107.67	105.40
38	BD	104	TYR	CB-CG-CD2	-5.68	117.59	121.00
1	AA	8	A	C5-N7-C8	5.68	106.74	103.90
1	AA	133	U	C5'-C4'-O4'	-5.68	102.28	109.10
1	AA	313	A	C3'-C2'-C1'	-5.68	96.95	101.50
1	AA	1363(A)	A	C5'-C4'-O4'	-5.68	102.28	109.10
35	BA	370	G	C8-N9-C4	5.68	108.67	106.40
35	BA	450	G	C6-C5-N7	-5.68	126.99	130.40
35	BA	497	A	OP1-P-OP2	-5.68	111.08	119.60

Continued on next page...

Continued from previous page...

Mol	Chain	Res	Type	Atoms	Z	Observed(°)	Ideal(°)
35	BA	882	G	C5-N7-C8	5.68	107.14	104.30
35	BA	2225	A	C6-N1-C2	-5.68	115.19	118.60
35	BA	2763	G	C4-C5-C6	5.68	122.21	118.80
35	BA	509	C	N3-C4-N4	-5.68	114.02	118.00
35	BA	1515	G	C8-N9-C4	-5.68	104.13	106.40
1	AA	543	C	C6-N1-C2	-5.68	118.03	120.30
1	AA	699	C	C4-C5-C6	-5.68	114.56	117.40
35	BA	271(U)	G	C4-C5-C6	5.68	122.21	118.80
35	BA	344	G	C8-N9-C4	5.68	108.67	106.40
35	BA	1185	C	C3'-C2'-C1'	5.68	106.04	101.50
35	BA	2811	G	N3-C4-C5	-5.68	125.76	128.60
36	BB	61	G	C8-N9-C4	5.68	108.67	106.40
1	AA	165	C	N3-C4-N4	5.68	121.97	118.00
1	AA	259	G	C5-C6-O6	-5.68	125.19	128.60
1	AA	719	C	C5-C4-N4	5.68	124.17	120.20
24	AY	160	ARG	NE-CZ-NH1	-5.68	117.46	120.30
35	BA	2190	G	O5'-P-OP1	-5.68	100.59	105.70
1	AA	451	A	C8-N9-C4	5.68	108.07	105.80
35	BA	1007	C	C2-N3-C4	-5.68	117.06	119.90
35	BA	1994	C	N1-C2-N3	-5.68	115.23	119.20
1	AA	1099	G	N1-C6-O6	-5.67	116.50	119.90
1	AA	1174	G	N3-C4-C5	-5.67	125.76	128.60
22	AV	13	C	C2-N3-C4	-5.67	117.06	119.90
22	AV	76	A	N1-C2-N3	5.67	132.14	129.30
35	BA	6	A	N9-C1'-C2'	5.67	121.38	114.00
35	BA	363(F)	A	N1-C2-N3	-5.67	126.46	129.30
35	BA	971	C	C5-C4-N4	-5.67	116.23	120.20
35	BA	1474	C	C4-C5-C6	-5.67	114.56	117.40
35	BA	2075	U	N3-C4-O4	-5.67	115.43	119.40
35	BA	2281	C	N3-C4-C5	-5.67	119.63	121.90
35	BA	2510	C	O4'-C1'-N1	-5.67	103.66	108.20
35	BA	2533	A	N9-C4-C5	-5.67	103.53	105.80
35	BA	2614	A	C8-N9-C4	5.67	108.07	105.80
35	BA	2687	U	N1-C2-N3	-5.67	111.50	114.90
1	AA	135	C	N1-C2-O2	5.67	122.30	118.90
1	AA	741	G	N7-C8-N9	-5.67	110.26	113.10
1	AA	1171	G	C2-N3-C4	5.67	114.74	111.90
35	BA	372	G	C5-C6-N1	5.67	114.33	111.50
35	BA	769	G	N9-C4-C5	-5.67	103.13	105.40
35	BA	1208	C	C5'-C4'-C3'	-5.67	106.93	116.00
35	BA	1711	C	N3-C2-O2	-5.67	117.93	121.90
35	BA	1790	C	O4'-C1'-N1	5.67	112.74	108.20

Continued on next page...

Continued from previous page...

Mol	Chain	Res	Type	Atoms	Z	Observed(°)	Ideal(°)
35	BA	2773	C	N3-C4-N4	-5.67	114.03	118.00
47	BP	41	ARG	NE-CZ-NH1	-5.67	117.46	120.30
1	AA	160	A	O5'-P-OP2	5.67	117.50	110.70
1	AA	1165	C	N1-C2-O2	-5.67	115.50	118.90
22	AV	26	G	N3-C2-N2	-5.67	115.93	119.90
35	BA	371	A	C2-N3-C4	5.67	113.44	110.60
35	BA	553	G	C4-C5-N7	5.67	113.07	110.80
35	BA	851	U	C5-C6-N1	5.67	125.53	122.70
35	BA	909	A	C1'-O4'-C4'	5.67	114.44	109.90
35	BA	1319	G	N3-C4-N9	-5.67	122.60	126.00
36	BB	4	C	C5-C6-N1	5.67	123.83	121.00
1	AA	638	G	OP1-P-OP2	-5.67	111.10	119.60
31	B6	50	ARG	NE-CZ-NH1	-5.67	117.47	120.30
35	BA	271(N)	U	N3-C4-C5	5.67	118.00	114.60
35	BA	1596	A	N1-C6-N6	5.67	122.00	118.60
35	BA	2010	G	C5-N7-C8	5.67	107.13	104.30
35	BA	2026	C	C5'-C4'-C3'	-5.67	106.93	116.00
35	BA	2475	C	C3'-C2'-C1'	5.67	106.03	101.50
35	BA	2600	A	N9-C4-C5	5.67	108.07	105.80
1	AA	641	U	C5-C4-O4	-5.67	122.50	125.90
35	BA	1565	C	C5-C6-N1	-5.67	118.17	121.00
35	BA	2852	G	C6-N1-C2	-5.67	121.70	125.10
36	BB	18	G	N7-C8-N9	5.67	115.93	113.10
40	BF	17	ARG	NE-CZ-NH2	-5.67	117.47	120.30
1	AA	1068	G	C6-N1-C2	-5.67	121.70	125.10
1	AA	89	C	C5-C6-N1	-5.66	118.17	121.00
1	AA	263	A	C4-C5-C6	-5.66	114.17	117.00
1	AA	1082	G	C5-N7-C8	5.66	107.13	104.30
35	BA	600	G	C8-N9-C4	5.66	108.67	106.40
35	BA	688	U	C4-C5-C6	-5.66	116.30	119.70
35	BA	1339	G	C4-C5-N7	5.66	113.06	110.80
35	BA	1741	A	C5-C6-N1	-5.66	114.87	117.70
35	BA	2762	G	C6-N1-C2	5.66	128.50	125.10
1	AA	27	G	C5-N7-C8	-5.66	101.47	104.30
1	AA	385	C	C2-N3-C4	5.66	122.73	119.90
1	AA	460	G	N3-C2-N2	5.66	123.86	119.90
1	AA	668	G	C6-C5-N7	-5.66	127.00	130.40
1	AA	1271	G	C6-N1-C2	-5.66	121.70	125.10
1	AA	71	C	C5-C6-N1	-5.66	118.17	121.00
1	AA	428	G	N9-C4-C5	-5.66	103.14	105.40
1	AA	1452	C	N3-C4-C5	5.66	124.16	121.90
35	BA	338	G	N3-C4-N9	5.66	129.40	126.00

Continued on next page...

Continued from previous page...

Mol	Chain	Res	Type	Atoms	Z	Observed(°)	Ideal(°)
35	BA	657	U	C6-N1-C2	-5.66	117.60	121.00
35	BA	1144	G	C4-C5-C6	5.66	122.20	118.80
35	BA	1557	C	O4'-C1'-N1	-5.66	103.67	108.20
35	BA	1593	G	C4-C5-C6	5.66	122.20	118.80
35	BA	1863	G	C5-C6-O6	5.66	132.00	128.60
1	AA	100	C	C5'-C4'-O4'	5.66	115.89	109.10
1	AA	304	U	C1'-O4'-C4'	5.66	114.43	109.90
1	AA	1015	A	C5-C6-N1	5.66	120.53	117.70
35	BA	2192	G	N3-C4-C5	5.66	131.43	128.60
35	BA	2225	A	C4'-C3'-C2'	5.66	108.26	102.60
35	BA	2558	C	C2-N3-C4	5.66	122.73	119.90
37	BC	38	PHE	CB-CG-CD1	-5.66	116.84	120.80
1	AA	1031	G	C6-N1-C2	-5.66	121.71	125.10
1	AA	1187	G	N7-C8-N9	-5.66	110.27	113.10
35	BA	127	A	C6-C5-N7	-5.66	128.34	132.30
35	BA	272(A)	U	C5-C6-N1	5.66	125.53	122.70
35	BA	628	G	N1-C2-N3	-5.66	120.51	123.90
35	BA	630	G	C8-N9-C4	-5.66	104.14	106.40
1	AA	102	G	N3-C4-N9	5.66	129.39	126.00
1	AA	438	G	C3'-C2'-C1'	5.66	106.03	101.50
1	AA	1298	C	N1-C2-O2	5.66	122.29	118.90
35	BA	1299	G	N3-C2-N2	5.66	123.86	119.90
35	BA	2041	U	N3-C4-C5	-5.66	111.21	114.60
35	BA	2281	C	N3-C4-N4	5.66	121.96	118.00
55	BX	75	ASP	CB-CG-OD1	5.66	123.39	118.30
35	BA	1187	G	C5-N7-C8	-5.65	101.47	104.30
35	BA	1783	A	C4-C5-N7	-5.65	107.87	110.70
54	BW	37	ARG	NE-CZ-NH2	5.65	123.13	120.30
1	AA	327	A	N3-C4-C5	5.65	130.76	126.80
1	AA	821	G	C4-C5-N7	5.65	113.06	110.80
35	BA	69	C	N3-C4-C5	5.65	124.16	121.90
35	BA	798	G	N3-C4-C5	5.65	131.43	128.60
35	BA	1157	G	C5-C6-O6	5.65	131.99	128.60
35	BA	2306	C	C5'-C4'-C3'	-5.65	106.96	116.00
35	BA	2553	G	C4-C5-N7	5.65	113.06	110.80
35	BA	2560	C	N3-C4-C5	5.65	124.16	121.90
1	AA	502	G	N3-C4-C5	5.65	131.43	128.60
1	AA	562	C	N3-C4-C5	-5.65	119.64	121.90
7	AG	18	TYR	CB-CG-CD1	-5.65	117.61	121.00
35	BA	243	U	C2-N3-C4	5.65	130.39	127.00
35	BA	629	G	N1-C6-O6	-5.65	116.51	119.90
35	BA	870	A	C6-N1-C2	-5.65	115.21	118.60

Continued on next page...

Continued from previous page...

Mol	Chain	Res	Type	Atoms	Z	Observed(°)	Ideal(°)
35	BA	1210	A	N1-C2-N3	-5.65	126.47	129.30
35	BA	1496	A	C5-C6-N6	5.65	128.22	123.70
35	BA	1588	C	C5-C6-N1	5.65	123.83	121.00
35	BA	1714	G	N7-C8-N9	-5.65	110.27	113.10
35	BA	2080	G	N9-C4-C5	5.65	107.66	105.40
52	BU	92	ARG	NE-CZ-NH1	-5.65	117.47	120.30
35	BA	271(E)	U	C2-N3-C4	-5.65	123.61	127.00
1	AA	247	G	O4'-C1'-N9	5.65	112.72	108.20
1	AA	302	G	N7-C8-N9	5.65	115.92	113.10
1	AA	785	G	N9-C4-C5	5.65	107.66	105.40
1	AA	1202	G	C4-C5-N7	-5.65	108.54	110.80
14	AN	41	ARG	NE-CZ-NH2	-5.65	117.48	120.30
35	BA	29	U	C5-C6-N1	5.65	125.52	122.70
35	BA	787	U	O4'-C1'-N1	5.65	112.72	108.20
35	BA	1830	C	C3'-C2'-C1'	-5.65	96.98	101.50
35	BA	2238	G	C4-C5-N7	5.65	113.06	110.80
35	BA	2537	U	C5-C6-N1	5.65	125.52	122.70
36	BB	24	G	O5'-P-OP2	-5.65	100.62	105.70
1	AA	1015	A	C4-C5-C6	-5.65	114.18	117.00
4	AD	47	ARG	NE-CZ-NH2	-5.65	117.48	120.30
22	AV	73	A	N9-C4-C5	-5.65	103.54	105.80
34	B9	35	ARG	NE-CZ-NH1	-5.65	117.48	120.30
35	BA	1137	G	N9-C4-C5	5.65	107.66	105.40
35	BA	1188	U	N3-C2-O2	-5.65	118.25	122.20
35	BA	1505	C	C2-N3-C4	5.65	122.72	119.90
35	BA	1900	A	N9-C1'-C2'	-5.65	105.79	112.00
35	BA	1972	A	C8-N9-C4	5.65	108.06	105.80
35	BA	2347	C	C4-C5-C6	-5.65	114.58	117.40
1	AA	547	A	N1-C6-N6	-5.64	115.21	118.60
4	AD	118	ARG	NE-CZ-NH2	-5.64	117.48	120.30
22	AV	45	G	N7-C8-N9	5.64	115.92	113.10
35	BA	437	G	C6-N1-C2	5.64	128.49	125.10
35	BA	1481	U	C5-C4-O4	5.64	129.29	125.90
35	BA	1983	C	N1-C2-O2	5.64	122.29	118.90
1	AA	380	G	O4'-C1'-N9	-5.64	103.69	108.20
1	AA	634	C	C6-N1-C2	5.64	122.56	120.30
1	AA	703	G	C5-C6-O6	-5.64	125.21	128.60
35	BA	870	A	C2-N3-C4	-5.64	107.78	110.60
35	BA	1528(A)	A	C6-C5-N7	-5.64	128.35	132.30
35	BA	2371	G	N3-C4-C5	5.64	131.42	128.60
35	BA	2608	G	C8-N9-C4	-5.64	104.14	106.40
35	BA	1268	A	C5-C6-N6	-5.64	119.19	123.70

Continued on next page...

Continued from previous page...

Mol	Chain	Res	Type	Atoms	Z	Observed(°)	Ideal(°)
35	BA	1740	G	N9-C4-C5	-5.64	103.14	105.40
55	BX	21	PHE	CB-CG-CD1	-5.64	116.85	120.80
1	AA	122	G	C5-N7-C8	5.64	107.12	104.30
1	AA	345	C	C5-C4-N4	-5.64	116.25	120.20
1	AA	775	G	C3'-C2'-C1'	5.64	106.01	101.50
1	AA	1206	G	C4-C5-N7	5.64	113.06	110.80
1	AA	1485	U	C4-C5-C6	-5.64	116.32	119.70
35	BA	132	G	N1-C2-N3	5.64	127.28	123.90
35	BA	151	C	N1-C2-N3	5.64	123.15	119.20
35	BA	432	A	C5-C6-N1	5.64	120.52	117.70
35	BA	814	C	C1'-O4'-C4'	-5.64	105.39	109.90
35	BA	1418	G	C6-N1-C2	5.64	128.48	125.10
35	BA	1643	G	N3-C2-N2	-5.64	115.95	119.90
35	BA	2264	C	C5-C6-N1	-5.64	118.18	121.00
35	BA	2311	A	C2-N3-C4	5.64	113.42	110.60
35	BA	2469	A	N9-C1'-C2'	-5.64	105.80	112.00
35	BA	2516	G	O4'-C1'-N9	5.64	112.71	108.20
48	BQ	101	ARG	NE-CZ-NH1	-5.64	117.48	120.30
1	AA	748	C	N3-C4-C5	5.64	124.16	121.90
1	AA	1495	U	N1-C2-O2	5.64	126.75	122.80
35	BA	1558	A	C4-C5-N7	5.64	113.52	110.70
35	BA	1646	C	C2-N3-C4	-5.64	117.08	119.90
1	AA	200	G	C2-N3-C4	5.64	114.72	111.90
1	AA	868	C	C4-C5-C6	5.64	120.22	117.40
1	AA	1244	C	C1'-O4'-C4'	-5.64	105.39	109.90
1	AA	1342	C	C2-N3-C4	5.64	122.72	119.90
1	AA	1503	A	C8-N9-C4	-5.64	103.55	105.80
4	AD	13	ARG	NE-CZ-NH2	5.64	123.12	120.30
35	BA	1217	C	C5-C4-N4	-5.64	116.25	120.20
35	BA	1262	A	C4-C5-N7	-5.64	107.88	110.70
35	BA	1705	G	N3-C2-N2	5.64	123.85	119.90
35	BA	1819	A	C2'-C3'-O3'	5.64	122.72	113.70
35	BA	1903	G	C4-C5-N7	5.64	113.05	110.80
35	BA	1980	G	N3-C4-N9	-5.64	122.62	126.00
35	BA	1988	C	N1-C2-O2	5.64	122.28	118.90
35	BA	2812	G	N3-C4-C5	5.64	131.42	128.60
57	BZ	18	LEU	CA-CB-CG	5.64	128.26	115.30
1	AA	834	C	N3-C2-O2	5.63	125.84	121.90
1	AA	1122	U	C6-N1-C2	-5.63	117.62	121.00
35	BA	498	G	N3-C4-C5	-5.63	125.78	128.60
35	BA	1598	C	C3'-C2'-C1'	5.63	106.01	101.50
1	AA	158	G	C5-N7-C8	5.63	107.12	104.30

Continued on next page...

Continued from previous page...

Mol	Chain	Res	Type	Atoms	Z	Observed(°)	Ideal(°)
1	AA	394	G	C5'-C4'-O4'	5.63	115.86	109.10
35	BA	973	A	N7-C8-N9	-5.63	110.98	113.80
35	BA	2570	G	N3-C4-N9	-5.63	122.62	126.00
1	AA	1291	G	C6-N1-C2	5.63	128.48	125.10
10	AJ	48	THR	CA-CB-CG2	-5.63	104.52	112.40
35	BA	120	U	C2-N3-C4	5.63	130.38	127.00
35	BA	416	C	C2-N3-C4	-5.63	117.08	119.90
35	BA	604	G	C5-C6-N1	-5.63	108.68	111.50
35	BA	1409	C	C2-N3-C4	5.63	122.72	119.90
35	BA	1739	U	O4'-C1'-N1	5.63	112.70	108.20
35	BA	2207	G	C4-C5-N7	5.63	113.05	110.80
35	BA	2428	G	N1-C2-N3	-5.63	120.52	123.90
35	BA	2848	G	C5-C6-N1	-5.63	108.68	111.50
1	AA	69	G	C2-N3-C4	-5.63	109.08	111.90
35	BA	673	C	O4'-C1'-N1	-5.63	103.70	108.20
35	BA	764	A	N1-C2-N3	5.63	132.12	129.30
35	BA	1111	A	O4'-C1'-N9	5.63	112.70	108.20
35	BA	1658	C	N3-C4-C5	5.63	124.15	121.90
35	BA	1717	G	C3'-C2'-C1'	5.63	106.00	101.50
1	AA	555	C	N3-C4-C5	5.63	124.15	121.90
1	AA	577	G	OP1-P-O3'	-5.63	92.82	105.20
1	AA	1418	A	N9-C4-C5	-5.63	103.55	105.80
35	BA	1290	C	C3'-C2'-C1'	5.63	106.00	101.50
35	BA	1747(A)	G	N3-C4-N9	-5.63	122.62	126.00
35	BA	2388	A	C4'-C3'-C2'	5.63	108.23	102.60
35	BA	2599	G	C5-C6-N1	-5.63	108.69	111.50
35	BA	2783	G	C2-N3-C4	5.63	114.71	111.90
43	BK	119	ASP	CB-CG-OD1	-5.63	113.23	118.30
1	AA	401	C	N1-C2-N3	-5.63	115.26	119.20
1	AA	1067	A	C5-N7-C8	5.63	106.71	103.90
32	B7	10	ARG	NE-CZ-NH2	-5.63	117.49	120.30
35	BA	622	G	C4-C5-C6	5.63	122.18	118.80
35	BA	1499	C	N1-C2-O2	5.63	122.28	118.90
35	BA	1929	G	N3-C2-N2	-5.63	115.96	119.90
35	BA	1985	G	N3-C2-N2	-5.63	115.96	119.90
35	BA	2460	U	O4'-C1'-N1	-5.63	103.70	108.20
35	BA	2864	G	O4'-C1'-N9	5.63	112.70	108.20
1	AA	709	G	C2-N3-C4	5.62	114.71	111.90
35	BA	219	G	N7-C8-N9	-5.62	110.29	113.10
35	BA	1260	G	C2-N3-C4	-5.62	109.09	111.90
35	BA	1369	G	N3-C2-N2	5.62	123.84	119.90
1	AA	184	G	N3-C4-C5	5.62	131.41	128.60

Continued on next page...

Continued from previous page...

Mol	Chain	Res	Type	Atoms	Z	Observed(°)	Ideal(°)
1	AA	618	C	C6-N1-C2	5.62	122.55	120.30
1	AA	679	C	C5-C6-N1	5.62	123.81	121.00
1	AA	1355	G	N9-C4-C5	5.62	107.65	105.40
22	AV	69	C	N1-C1'-C2'	-5.62	105.81	112.00
35	BA	188	G	C2-N3-C4	5.62	114.71	111.90
35	BA	271(R)	G	N1-C6-O6	-5.62	116.53	119.90
35	BA	295	G	C5-C6-N1	-5.62	108.69	111.50
35	BA	654(O)	G	N1-C2-N3	-5.62	120.53	123.90
35	BA	768	G	C3'-C2'-C1'	-5.62	97.00	101.50
35	BA	1468	C	C6-N1-C2	5.62	122.55	120.30
43	BK	82	ALA	N-CA-CB	-5.62	102.23	110.10
1	AA	598	U	C4-C5-C6	-5.62	116.33	119.70
1	AA	921	U	C3'-C2'-C1'	5.62	106.00	101.50
35	BA	324	A	C3'-C2'-C1'	5.62	106.00	101.50
35	BA	997	G	N3-C2-N2	5.62	123.84	119.90
35	BA	1036	G	C8-N9-C4	5.62	108.65	106.40
35	BA	1822	G	C4-C5-C6	-5.62	115.43	118.80
35	BA	2541	A	C5-C6-N1	5.62	120.51	117.70
35	BA	2889	C	N3-C2-O2	-5.62	117.97	121.90
1	AA	902	G	C5-N7-C8	-5.62	101.49	104.30
22	AV	23	C	N3-C2-O2	-5.62	117.97	121.90
35	BA	1157	G	N3-C4-N9	-5.62	122.63	126.00
35	BA	2032	G	C5-C6-O6	-5.62	125.23	128.60
1	AA	320	C	C5-C6-N1	5.62	123.81	121.00
1	AA	1014	A	N7-C8-N9	-5.62	110.99	113.80
1	AA	1215	G	C4-C5-C6	5.62	122.17	118.80
35	BA	1400	G	C4-C5-N7	-5.62	108.55	110.80
35	BA	1527	G	C1'-O4'-C4'	5.62	114.39	109.90
35	BA	1916	A	N7-C8-N9	-5.62	110.99	113.80
35	BA	2630	G	C5-N7-C8	-5.62	101.49	104.30
35	BA	2722	G	O4'-C1'-N9	5.62	112.69	108.20
1	AA	301	G	N3-C2-N2	5.62	123.83	119.90
1	AA	1256	A	C5-N7-C8	5.62	106.71	103.90
1	AA	145	G	N3-C2-N2	5.62	123.83	119.90
1	AA	790	A	C2-N3-C4	-5.62	107.79	110.60
1	AA	1251	A	N1-C6-N6	-5.62	115.23	118.60
35	BA	764	A	O4'-C1'-N9	5.62	112.69	108.20
35	BA	1262	A	N3-C4-C5	-5.62	122.87	126.80
35	BA	1811	G	C8-N9-C4	-5.62	104.15	106.40
35	BA	2129	C	C2-N3-C4	-5.62	117.09	119.90
36	BB	93	G	O4'-C1'-N9	5.62	112.69	108.20
1	AA	64	G	C6-N1-C2	-5.61	121.73	125.10

Continued on next page...

Continued from previous page...

Mol	Chain	Res	Type	Atoms	Z	Observed(°)	Ideal(°)
1	AA	1226	C	C2-N3-C4	5.61	122.71	119.90
1	AA	1384	C	C5'-C4'-O4'	5.61	115.83	109.10
35	BA	93	G	N7-C8-N9	5.61	115.91	113.10
35	BA	199	A	N1-C6-N6	-5.61	115.23	118.60
35	BA	1242	A	C5-N7-C8	5.61	106.71	103.90
35	BA	1409	C	C5-C6-N1	5.61	123.81	121.00
35	BA	2801	A	C6-C5-N7	5.61	136.23	132.30
1	AA	142	G	N3-C4-C5	5.61	131.41	128.60
35	BA	2445	G	N3-C4-C5	5.61	131.41	128.60
36	BB	57	A	C4-C5-C6	5.61	119.81	117.00
1	AA	471	G	N3-C4-C5	-5.61	125.80	128.60
1	AA	1473	A	C5-C6-N1	5.61	120.50	117.70
35	BA	1351	C	N3-C2-O2	5.61	125.83	121.90
35	BA	1583	A	C6-N1-C2	5.61	121.97	118.60
35	BA	2091	U	C2-N3-C4	5.61	130.37	127.00
35	BA	2242	G	C3'-C2'-C1'	5.61	105.99	101.50
35	BA	2282	G	N3-C4-C5	-5.61	125.80	128.60
35	BA	2326	C	N3-C4-C5	-5.61	119.66	121.90
51	BT	129	ARG	NE-CZ-NH1	-5.61	117.50	120.30
22	AV	32	C	C4-C5-C6	5.61	120.20	117.40
35	BA	1327	C	N3-C2-O2	-5.61	117.97	121.90
35	BA	1357	U	N3-C4-C5	-5.61	111.23	114.60
35	BA	1389	G	N3-C4-C5	5.61	131.41	128.60
1	AA	291	C	N3-C4-N4	-5.61	114.08	118.00
1	AA	1200	C	O4'-C1'-N1	5.61	112.69	108.20
32	B7	12	ARG	NE-CZ-NH1	5.61	123.10	120.30
32	B7	39	ARG	NE-CZ-NH1	5.61	123.10	120.30
35	BA	360	G	C5-C6-O6	-5.61	125.23	128.60
35	BA	1411	C	N1-C2-O2	-5.61	115.54	118.90
35	BA	1707	G	C5-C6-N1	-5.61	108.70	111.50
35	BA	2752	C	C6-N1-C2	5.61	122.54	120.30
35	BA	2777	G	C6-C5-N7	-5.61	127.03	130.40
47	BP	61	ARG	NE-CZ-NH2	-5.61	117.50	120.30
51	BT	54	ARG	NE-CZ-NH1	-5.61	117.50	120.30
1	AA	238	G	C5'-C4'-O4'	5.61	115.83	109.10
1	AA	333	G	C6-C5-N7	5.61	133.76	130.40
1	AA	1075	C	C6-N1-C2	5.61	122.54	120.30
35	BA	216	A	C8-N9-C4	5.61	108.04	105.80
35	BA	272(E)	G	N3-C4-C5	-5.61	125.80	128.60
35	BA	280	C	C5-C6-N1	5.61	123.80	121.00
35	BA	374	A	C5-C6-N1	5.61	120.50	117.70
35	BA	453	C	C4-C5-C6	5.61	120.20	117.40

Continued on next page...

Continued from previous page...

Mol	Chain	Res	Type	Atoms	Z	Observed(°)	Ideal(°)
35	BA	1253	A	C3'-C2'-C1'	5.61	105.98	101.50
35	BA	1305	C	C6-N1-C2	5.61	122.54	120.30
35	BA	1415	U	C5-C6-N1	-5.61	119.90	122.70
35	BA	1426	G	C5-C6-O6	-5.61	125.24	128.60
1	AA	785	G	C5'-C4'-C3'	-5.60	107.03	116.00
1	AA	1145	C	N1-C1'-C2'	-5.60	105.83	112.00
1	AA	1373	G	N3-C2-N2	-5.60	115.98	119.90
35	BA	179	G	N3-C2-N2	5.60	123.82	119.90
35	BA	707	G	N1-C6-O6	5.60	123.26	119.90
35	BA	2184	G	C4-C5-N7	-5.60	108.56	110.80
35	BA	2450	A	C2-N3-C4	5.60	113.40	110.60
1	AA	247	G	C1'-O4'-C4'	-5.60	105.42	109.90
1	AA	1523	G	OP2-P-O3'	5.60	117.53	105.20
17	AQ	9	VAL	CA-CB-CG2	-5.60	102.50	110.90
35	BA	484	C	C5-C6-N1	-5.60	118.20	121.00
35	BA	870	A	C4-C5-N7	5.60	113.50	110.70
35	BA	916	G	C8-N9-C4	-5.60	104.16	106.40
35	BA	1256	G	C4-C5-C6	5.60	122.16	118.80
35	BA	1698	A	C4-C5-C6	-5.60	114.20	117.00
1	AA	445	G	C6-C5-N7	-5.60	127.04	130.40
1	AA	577	G	N7-C8-N9	5.60	115.90	113.10
35	BA	1052	C	C2-N3-C4	-5.60	117.10	119.90
35	BA	1142	U	C4-C5-C6	-5.60	116.34	119.70
42	BH	23	ARG	NE-CZ-NH2	5.60	123.10	120.30
1	AA	681	C	N3-C2-O2	-5.60	117.98	121.90
1	AA	1223	C	N3-C2-O2	5.60	125.82	121.90
9	AI	104	ARG	C-N-CA	-5.60	107.70	121.70
35	BA	843	G	C4-C5-N7	5.60	113.04	110.80
35	BA	1088	A	N9-C4-C5	5.60	108.04	105.80
35	BA	2187	G	C5-C6-N1	-5.60	108.70	111.50
35	BA	2282	G	N1-C6-O6	-5.60	116.54	119.90
35	BA	2509	G	N3-C2-N2	-5.60	115.98	119.90
35	BA	2571	C	N3-C4-C5	-5.60	119.66	121.90
35	BA	2578	G	C5-C6-N1	-5.60	108.70	111.50
1	AA	236	G	N3-C4-C5	-5.60	125.80	128.60
1	AA	602	A	O4'-C1'-C2'	5.60	112.64	107.60
1	AA	1068	G	C5-C6-O6	-5.60	125.24	128.60
35	BA	611	C	C2-N3-C4	-5.60	117.10	119.90
35	BA	1168	G	N3-C4-N9	-5.60	122.64	126.00
35	BA	1858	G	OP2-P-O3'	5.60	117.51	105.20
37	BC	8	TYR	CG-CD2-CE2	-5.60	116.82	121.30
35	BA	502	A	O4'-C1'-N9	5.60	112.68	108.20

Continued on next page...

Continued from previous page...

Mol	Chain	Res	Type	Atoms	Z	Observed(°)	Ideal(°)
35	BA	1528(A)	A	C5-N7-C8	-5.60	101.10	103.90
35	BA	2355	C	N3-C2-O2	5.60	125.82	121.90
1	AA	1312	G	C5-C6-O6	5.59	131.96	128.60
35	BA	213	A	N9-C4-C5	-5.59	103.56	105.80
35	BA	1237	A	C2'-C3'-O3'	5.59	122.65	113.70
35	BA	1797	C	C5-C6-N1	-5.59	118.20	121.00
35	BA	1839	G	C6-C5-N7	5.59	133.76	130.40
35	BA	2453	A	C1'-O4'-C4'	-5.59	105.42	109.90
1	AA	297	G	C2-N3-C4	5.59	114.70	111.90
1	AA	1262	C	C4-C5-C6	-5.59	114.60	117.40
35	BA	853	G	C6-N1-C2	-5.59	121.74	125.10
35	BA	1786	A	C1'-O4'-C4'	-5.59	105.42	109.90
35	BA	2135	A	C5-C6-N1	-5.59	114.90	117.70
35	BA	2193	G	C2-N3-C4	-5.59	109.10	111.90
35	BA	2818	G	N7-C8-N9	5.59	115.90	113.10
1	AA	127	G	C5-N7-C8	5.59	107.10	104.30
1	AA	474	G	C5-C6-O6	5.59	131.96	128.60
1	AA	533	A	C8-N9-C4	5.59	108.04	105.80
1	AA	559	A	N9-C4-C5	5.59	108.04	105.80
1	AA	1003	G	C6-N1-C2	5.59	128.46	125.10
1	AA	1057	G	C4-C5-N7	5.59	113.04	110.80
24	AY	30	GLU	OE1-CD-OE2	-5.59	116.59	123.30
35	BA	1297	C	C4-C5-C6	5.59	120.20	117.40
35	BA	1474	C	N3-C2-O2	-5.59	117.99	121.90
1	AA	76	C	C5-C6-N1	5.59	123.80	121.00
1	AA	500	G	N1-C6-O6	5.59	123.25	119.90
1	AA	934	C	C6-N1-C2	-5.59	118.06	120.30
22	AV	45	G	N3-C4-N9	-5.59	122.65	126.00
35	BA	371	A	O4'-C1'-N9	5.59	112.67	108.20
35	BA	539	G	C4-C5-N7	5.59	113.04	110.80
35	BA	662	G	C5-N7-C8	-5.59	101.50	104.30
35	BA	1114	G	N9-C4-C5	-5.59	103.16	105.40
35	BA	2652	C	O4'-C1'-N1	5.59	112.67	108.20
1	AA	611	A	C2-N3-C4	5.59	113.39	110.60
35	BA	400	G	C1'-O4'-C4'	5.59	114.37	109.90
1	AA	480	U	C5-C4-O4	-5.59	122.55	125.90
1	AA	785	G	C4-C5-C6	5.59	122.15	118.80
1	AA	787	A	C5-C6-N1	-5.59	114.91	117.70
1	AA	1046	A	N1-C2-N3	5.59	132.09	129.30
35	BA	181	A	C2-N3-C4	5.59	113.39	110.60
35	BA	247	G	N1-C6-O6	5.59	123.25	119.90
35	BA	821	A	C4-C5-C6	-5.59	114.21	117.00

Continued on next page...

Continued from previous page...

Mol	Chain	Res	Type	Atoms	Z	Observed(°)	Ideal(°)
35	BA	2864	G	N9-C4-C5	5.59	107.63	105.40
55	BX	5	TYR	CB-CG-CD1	5.59	124.35	121.00
35	BA	271(Q)	G	O4'-C1'-N9	-5.58	103.73	108.20
35	BA	1330	C	C5-C6-N1	-5.58	118.21	121.00
35	BA	1633	G	C8-N9-C4	-5.58	104.17	106.40
35	BA	1860	G	N7-C8-N9	-5.58	110.31	113.10
35	BA	2272	U	C3'-C2'-C1'	-5.58	97.03	101.50
1	AA	189(I)	G	N1-C2-N3	5.58	127.25	123.90
35	BA	9	U	C2-N3-C4	5.58	130.35	127.00
35	BA	211	A	N1-C2-N3	-5.58	126.51	129.30
45	BN	12	ARG	NE-CZ-NH1	-5.58	117.51	120.30
1	AA	473	G	C8-N9-C4	-5.58	104.17	106.40
1	AA	502	G	N7-C8-N9	5.58	115.89	113.10
35	BA	1791	A	N1-C6-N6	-5.58	115.25	118.60
35	BA	2168	G	N9-C4-C5	-5.58	103.17	105.40
35	BA	2641	G	N1-C2-N3	-5.58	120.55	123.90
1	AA	628	G	N3-C4-C5	-5.58	125.81	128.60
1	AA	1094	G	C5-C6-N1	5.58	114.29	111.50
1	AA	1139	G	C4-C5-N7	-5.58	108.57	110.80
1	AA	1347	G	OP2-P-O3'	5.58	117.48	105.20
9	AI	88	TYR	CB-CG-CD2	-5.58	117.65	121.00
22	AV	9	G	N9-C4-C5	-5.58	103.17	105.40
35	BA	132	G	N1-C6-O6	5.58	123.25	119.90
35	BA	1142	U	N1-C2-N3	-5.58	111.55	114.90
35	BA	2206	G	N7-C8-N9	5.58	115.89	113.10
35	BA	2862	G	N3-C2-N2	5.58	123.81	119.90
1	AA	639	G	C3'-C2'-C1'	5.58	105.96	101.50
1	AA	1190	G	N9-C1'-C2'	5.58	121.25	114.00
24	AY	151	ARG	NE-CZ-NH2	-5.58	117.51	120.30
35	BA	231	C	C4-C5-C6	-5.58	114.61	117.40
35	BA	1132	A	N9-C4-C5	5.58	108.03	105.80
35	BA	1375	C	C4-C5-C6	5.58	120.19	117.40
35	BA	1415	U	C3'-C2'-C1'	-5.58	97.04	101.50
35	BA	1431	U	C6-N1-C2	5.58	124.35	121.00
35	BA	2875	C	N3-C4-C5	-5.58	119.67	121.90
1	AA	825	G	N3-C4-C5	-5.58	125.81	128.60
35	BA	188	G	N9-C4-C5	5.58	107.63	105.40
35	BA	292	C	C6-N1-C2	5.58	122.53	120.30
35	BA	1233	C	C5-C6-N1	-5.58	118.21	121.00
1	AA	1488	G	C5-C6-O6	-5.58	125.25	128.60
35	BA	126	A	C8-N9-C4	5.58	108.03	105.80
35	BA	863	A	N9-C4-C5	-5.58	103.57	105.80

Continued on next page...

Continued from previous page...

Mol	Chain	Res	Type	Atoms	Z	Observed(°)	Ideal(°)
35	BA	1495	A	O4'-C1'-N9	5.58	112.66	108.20
35	BA	1648	C	C5-C6-N1	-5.58	118.21	121.00
35	BA	1780	A	C6-N1-C2	5.58	121.95	118.60
35	BA	2276	G	C5-C6-O6	5.58	131.95	128.60
1	AA	1319	A	C6-C5-N7	-5.57	128.40	132.30
35	BA	271(F)	C	N1-C2-O2	5.57	122.24	118.90
35	BA	723	G	C2-N3-C4	5.57	114.69	111.90
35	BA	761	A	C5-C6-N1	5.57	120.49	117.70
35	BA	1432	C	C4-C5-C6	5.57	120.19	117.40
1	AA	1106	G	C4-C5-N7	5.57	113.03	110.80
35	BA	228	A	C2-N3-C4	5.57	113.39	110.60
35	BA	2094	G	N1-C6-O6	5.57	123.24	119.90
35	BA	2778	A	N3-C4-N9	5.57	131.86	127.40
52	BU	12	ARG	NE-CZ-NH2	-5.57	117.51	120.30
1	AA	642	A	C5-C6-N6	5.57	128.16	123.70
1	AA	1354	C	C5'-C4'-C3'	-5.57	107.09	116.00
35	BA	272(H)	C	N3-C4-C5	-5.57	119.67	121.90
35	BA	316	C	C5-C6-N1	-5.57	118.21	121.00
35	BA	855	G	C8-N9-C4	-5.57	104.17	106.40
35	BA	2679	A	C2-N3-C4	-5.57	107.81	110.60
35	BA	1332	G	O4'-C1'-N9	-5.57	103.75	108.20
35	BA	1768	U	C5-C6-N1	-5.57	119.92	122.70
1	AA	41	G	C6-N1-C2	-5.57	121.76	125.10
1	AA	588	G	O5'-P-OP2	5.57	117.38	110.70
1	AA	926	G	N7-C8-N9	-5.57	110.32	113.10
35	BA	177	G	O4'-C4'-C3'	5.57	110.55	106.10
35	BA	1212	G	C5'-C4'-O4'	-5.57	102.42	109.10
35	BA	1265	A	N9-C4-C5	5.57	108.03	105.80
35	BA	1631(A)	A	C4-C5-C6	-5.57	114.22	117.00
35	BA	2041	U	C5'-C4'-C3'	-5.57	107.09	116.00
35	BA	2190	G	N3-C4-N9	5.57	129.34	126.00
35	BA	2390	U	N3-C2-O2	5.57	126.10	122.20
43	BK	93	ARG	NE-CZ-NH2	5.57	123.08	120.30
1	AA	421	U	C5-C6-N1	5.57	125.48	122.70
1	AA	624	C	C4-C5-C6	-5.57	114.62	117.40
1	AA	1000	U	N3-C2-O2	-5.57	118.30	122.20
35	BA	103	A	N1-C2-N3	5.57	132.08	129.30
1	AA	182	U	C5-C6-N1	5.56	125.48	122.70
1	AA	643	C	C5-C6-N1	-5.56	118.22	121.00
1	AA	972	C	N3-C4-N4	5.56	121.89	118.00
22	AV	45	G	N3-C4-C5	5.56	131.38	128.60
35	BA	824	A	N1-C2-N3	-5.56	126.52	129.30

Continued on next page...

Continued from previous page...

Mol	Chain	Res	Type	Atoms	Z	Observed(°)	Ideal(°)
35	BA	1381	G	C2-N3-C4	5.56	114.68	111.90
35	BA	2372	G	C4-C5-C6	-5.56	115.46	118.80
35	BA	2886	G	C8-N9-C4	5.56	108.62	106.40
36	BB	57	A	C2-N3-C4	5.56	113.38	110.60
1	AA	872	A	C5-N7-C8	5.56	106.68	103.90
1	AA	1446	U	C5-C4-O4	-5.56	122.56	125.90
35	BA	271(K)	U	N3-C4-O4	5.56	123.29	119.40
35	BA	1089	G	C5-C6-O6	-5.56	125.26	128.60
35	BA	1982	C	C4-C5-C6	5.56	120.18	117.40
35	BA	2814	C	N1-C2-O2	5.56	122.24	118.90
1	AA	878	G	C5-C6-O6	-5.56	125.26	128.60
1	AA	1013	G	C5-C6-O6	-5.56	125.26	128.60
35	BA	295	G	N3-C2-N2	5.56	123.79	119.90
1	AA	281	G	C5-N7-C8	5.56	107.08	104.30
1	AA	476	G	C4-C5-N7	-5.56	108.58	110.80
1	AA	894	G	C5-C6-N1	5.56	114.28	111.50
13	AM	91	ARG	NE-CZ-NH2	5.56	123.08	120.30
23	AX	16	A	N7-C8-N9	-5.56	111.02	113.80
35	BA	802	A	C6-N1-C2	-5.56	115.27	118.60
35	BA	1098	A	C4-C5-C6	-5.56	114.22	117.00
35	BA	1268	A	C5-C6-N1	5.56	120.48	117.70
35	BA	1458	C	C6-N1-C2	5.56	122.52	120.30
35	BA	1767	C	N3-C4-C5	-5.56	119.68	121.90
35	BA	1821	A	C6-N1-C2	5.56	121.94	118.60
35	BA	1992	G	C5-C6-N1	-5.56	108.72	111.50
35	BA	2813	A	C8-N9-C4	5.56	108.02	105.80
46	BO	64	ARG	NE-CZ-NH2	-5.56	117.52	120.30
47	BP	134	ALA	N-CA-CB	5.56	117.89	110.10
26	B1	80	LEU	CB-CG-CD1	-5.56	101.55	111.00
35	BA	489	G	C5-N7-C8	-5.56	101.52	104.30
35	BA	818	G	C4-C5-N7	5.56	113.02	110.80
35	BA	827	U	C6-N1-C2	-5.56	117.67	121.00
35	BA	1021	A	N9-C1'-C2'	-5.56	105.89	112.00
35	BA	1157	G	N3-C2-N2	5.56	123.79	119.90
35	BA	2492	U	O5'-P-OP2	-5.56	100.70	105.70
35	BA	2763	G	C1'-O4'-C4'	5.56	114.35	109.90
35	BA	2780	G	N1-C6-O6	-5.56	116.56	119.90
35	BA	2837	G	N7-C8-N9	5.56	115.88	113.10
35	BA	204	A	C2-N3-C4	-5.56	107.82	110.60
35	BA	2787	C	C2-N3-C4	5.56	122.68	119.90
1	AA	160	A	C8-N9-C4	-5.55	103.58	105.80
1	AA	537	G	C8-N9-C4	5.55	108.62	106.40

Continued on next page...

Continued from previous page...

Mol	Chain	Res	Type	Atoms	Z	Observed(°)	Ideal(°)
1	AA	543	C	N1-C2-O2	5.55	122.23	118.90
1	AA	596	C	N1-C2-N3	5.55	123.09	119.20
1	AA	1204	A	N7-C8-N9	-5.55	111.02	113.80
22	AV	17(A)	U	C5-C6-N1	5.55	125.48	122.70
35	BA	271(R)	G	C5-C6-N1	5.55	114.28	111.50
35	BA	1994	C	N3-C2-O2	5.55	125.79	121.90
35	BA	2477	C	C4-C5-C6	5.55	120.18	117.40
35	BA	956	G	C6-C5-N7	-5.55	127.07	130.40
35	BA	2338	G	C6-C5-N7	-5.55	127.07	130.40
1	AA	1302	U	C5-C4-O4	5.55	129.23	125.90
35	BA	97	C	N3-C2-O2	5.55	125.78	121.90
35	BA	463	G	N9-C4-C5	-5.55	103.18	105.40
35	BA	874	G	C6-C5-N7	5.55	133.73	130.40
35	BA	920	G	C5-C6-O6	5.55	131.93	128.60
35	BA	2547	U	N3-C4-O4	-5.55	115.51	119.40
35	BA	2819	G	C5-C6-O6	-5.55	125.27	128.60
1	AA	528	C	N3-C4-N4	-5.55	114.12	118.00
1	AA	667	G	C6-N1-C2	-5.55	121.77	125.10
1	AA	706	A	N1-C2-N3	-5.55	126.53	129.30
1	AA	1283	G	N3-C2-N2	-5.55	116.02	119.90
35	BA	275	G	N7-C8-N9	5.55	115.88	113.10
35	BA	857	C	N3-C4-C5	5.55	124.12	121.90
35	BA	1488	G	O4'-C1'-N9	-5.55	103.76	108.20
35	BA	1686	C	N3-C2-O2	5.55	125.78	121.90
35	BA	2300	G	N3-C4-N9	-5.55	122.67	126.00
35	BA	2322	A	N9-C1'-C2'	-5.55	105.89	112.00
35	BA	2360	A	C5-N7-C8	5.55	106.67	103.90
35	BA	2501	C	O4'-C1'-N1	-5.55	103.76	108.20
35	BA	2555	U	C5'-C4'-C3'	5.55	124.88	116.00
35	BA	2639	A	C2-N3-C4	5.55	113.38	110.60
1	AA	19	C	N3-C4-N4	-5.55	114.12	118.00
1	AA	1105	A	N7-C8-N9	5.55	116.57	113.80
4	AD	13	ARG	NE-CZ-NH1	-5.55	117.53	120.30
35	BA	1753	G	N1-C2-N3	5.55	127.23	123.90
35	BA	1978	A	O5'-P-OP2	-5.55	100.71	105.70
1	AA	540	G	N7-C8-N9	5.55	115.87	113.10
35	BA	531	C	C4-C5-C6	-5.55	114.63	117.40
35	BA	1661	G	N3-C2-N2	5.55	123.78	119.90
35	BA	1866	C	C6-N1-C2	-5.55	118.08	120.30
35	BA	2595	G	N7-C8-N9	-5.55	110.33	113.10
35	BA	1031	G	C6-C5-N7	-5.54	127.07	130.40
35	BA	1975	G	C8-N9-C1'	-5.54	119.79	127.00

Continued on next page...

Continued from previous page...

Mol	Chain	Res	Type	Atoms	Z	Observed(°)	Ideal(°)
35	BA	2357	U	C5-C4-O4	-5.54	122.57	125.90
35	BA	2473	U	N3-C2-O2	5.54	126.08	122.20
1	AA	1341	U	N3-C4-O4	5.54	123.28	119.40
35	BA	341	G	N3-C4-C5	-5.54	125.83	128.60
35	BA	444	C	N3-C2-O2	-5.54	118.02	121.90
35	BA	819	A	N9-C4-C5	-5.54	103.58	105.80
35	BA	915	C	C3'-C2'-C1'	5.54	105.94	101.50
35	BA	1076	C	C6-N1-C2	5.54	122.52	120.30
35	BA	1429	G	C6-N1-C2	-5.54	121.77	125.10
35	BA	2149	G	C4-C5-N7	5.54	113.02	110.80
35	BA	2526	G	C8-N9-C4	-5.54	104.18	106.40
1	AA	150	C	N3-C4-C5	5.54	124.12	121.90
1	AA	483	C	C6-N1-C2	-5.54	118.08	120.30
1	AA	709	G	N1-C2-N3	-5.54	120.58	123.90
1	AA	1469	G	C5-C6-O6	-5.54	125.28	128.60
1	AA	1490	C	N1-C2-O2	5.54	122.22	118.90
35	BA	982	C	N3-C4-C5	-5.54	119.68	121.90
35	BA	1002	G	C4-C5-N7	5.54	113.02	110.80
35	BA	1319	G	C4'-C3'-C2'	-5.54	97.06	102.60
35	BA	552	G	C3'-C2'-C1'	-5.54	97.07	101.50
35	BA	2855	C	N1-C2-O2	-5.54	115.58	118.90
1	AA	630	G	N1-C6-O6	-5.54	116.58	119.90
1	AA	1414	U	N3-C4-C5	-5.54	111.28	114.60
35	BA	16	G	C5-N7-C8	5.54	107.07	104.30
35	BA	1643	G	C4-C5-C6	5.54	122.12	118.80
35	BA	2395	C	C6-N1-C2	-5.54	118.08	120.30
35	BA	2506	U	C2'-C3'-O3'	5.54	122.56	113.70
1	AA	856	C	N3-C4-C5	-5.54	119.69	121.90
1	AA	1029	C	C5'-C4'-O4'	-5.54	102.46	109.10
35	BA	553	G	N1-C2-N3	5.54	127.22	123.90
35	BA	1353	A	C3'-C2'-C1'	5.54	105.93	101.50
35	BA	2564	A	O4'-C1'-N9	5.54	112.63	108.20
1	AA	221	C	C3'-C2'-C1'	5.54	105.93	101.50
1	AA	633	G	N7-C8-N9	5.54	115.87	113.10
1	AA	1098	C	C5-C4-N4	5.54	124.08	120.20
1	AA	1147	C	C3'-C2'-C1'	-5.54	97.07	101.50
16	AP	54	GLU	OE1-CD-OE2	-5.54	116.66	123.30
35	BA	149	A	N1-C2-N3	5.54	132.07	129.30
35	BA	324	A	C5-N7-C8	-5.54	101.13	103.90
35	BA	947	G	C8-N9-C4	-5.54	104.19	106.40
35	BA	2225	A	N1-C2-N3	5.54	132.07	129.30
35	BA	2467	C	O4'-C1'-N1	5.54	112.63	108.20

Continued on next page...

Continued from previous page...

Mol	Chain	Res	Type	Atoms	Z	Observed(°)	Ideal(°)
35	BA	2740	A	N1-C6-N6	-5.54	115.28	118.60
46	BO	58	VAL	CB-CA-C	-5.54	100.88	111.40
46	BO	82	ASN	N-CA-C	-5.54	96.05	111.00
1	AA	617	G	C8-N9-C4	-5.53	104.19	106.40
1	AA	793	U	O4'-C4'-C3'	5.53	110.53	106.10
1	AA	820	U	C5-C6-N1	5.53	125.47	122.70
35	BA	271(E)	U	N1-C2-N3	5.53	118.22	114.90
35	BA	501	A	C4'-C3'-C2'	-5.53	97.07	102.60
35	BA	769	G	C3'-C2'-C1'	5.53	105.93	101.50
35	BA	799	G	N1-C2-N2	-5.53	111.22	116.20
35	BA	1861	G	C6-C5-N7	-5.53	127.08	130.40
35	BA	2664	G	N3-C2-N2	5.53	123.77	119.90
36	BB	4	C	C2-N3-C4	5.53	122.67	119.90
35	BA	129	C	N1-C2-N3	5.53	123.07	119.20
35	BA	344	G	O5'-P-OP1	-5.53	100.72	105.70
35	BA	864	G	C5-C6-O6	-5.53	125.28	128.60
35	BA	1484	G	C4-C5-C6	-5.53	115.48	118.80
35	BA	1792	G	N1-C2-N3	-5.53	120.58	123.90
1	AA	198	G	C5-C6-O6	5.53	131.92	128.60
1	AA	739	C	C5-C4-N4	-5.53	116.33	120.20
1	AA	864	A	N9-C4-C5	5.53	108.01	105.80
1	AA	1009	G	C8-N9-C4	-5.53	104.19	106.40
1	AA	1499	A	N7-C8-N9	5.53	116.56	113.80
35	BA	614(B)	G	C6-N1-C2	-5.53	121.78	125.10
35	BA	923	C	C4'-C3'-C2'	-5.53	97.07	102.60
35	BA	1028	A	C6-C5-N7	-5.53	128.43	132.30
35	BA	1212	G	C2'-C3'-O3'	-5.53	97.33	109.50
35	BA	1809	A	C5-N7-C8	-5.53	101.14	103.90
35	BA	2252	G	N3-C2-N2	-5.53	116.03	119.90
35	BA	2499	C	C4-C5-C6	5.53	120.17	117.40
35	BA	2540	C	C5-C4-N4	-5.53	116.33	120.20
35	BA	2875	C	O4'-C1'-N1	-5.53	103.78	108.20
1	AA	808	C	C5-C4-N4	-5.53	116.33	120.20
35	BA	679	C	N3-C4-C5	-5.53	119.69	121.90
35	BA	847	U	OP1-P-O3'	5.53	117.36	105.20
35	BA	1447	G	N1-C2-N3	-5.53	120.58	123.90
35	BA	1517	G	N1-C6-O6	-5.53	116.58	119.90
35	BA	1656	C	C4-C5-C6	5.53	120.17	117.40
1	AA	105	G	C8-N9-C4	-5.53	104.19	106.40
1	AA	310	G	N7-C8-N9	5.53	115.86	113.10
1	AA	395	C	O5'-P-OP1	-5.53	100.72	105.70
1	AA	751	U	N3-C2-O2	-5.53	118.33	122.20

Continued on next page...

Continued from previous page...

Mol	Chain	Res	Type	Atoms	Z	Observed(°)	Ideal(°)
1	AA	1480	G	C5-C6-N1	5.53	114.26	111.50
35	BA	863	A	C5-N7-C8	-5.53	101.14	103.90
35	BA	2117	A	C8-N9-C4	5.53	108.01	105.80
35	BA	2124	G	C2-N3-C4	-5.53	109.14	111.90
35	BA	2708	G	C5-C6-O6	-5.53	125.28	128.60
48	BQ	14	ARG	NE-CZ-NH2	-5.53	117.54	120.30
1	AA	635	G	N1-C6-O6	5.53	123.22	119.90
1	AA	962	C	C5-C6-N1	-5.53	118.24	121.00
35	BA	271(P)	C	O4'-C1'-C2'	5.53	112.57	107.60
35	BA	596	G	C5-C6-N1	-5.53	108.74	111.50
35	BA	654(F)	C	C3'-C2'-C1'	5.53	105.92	101.50
35	BA	1307	A	O4'-C1'-N9	5.53	112.62	108.20
35	BA	1566	A	C6-N1-C2	5.53	121.92	118.60
35	BA	1570	A	C4-C5-N7	5.53	113.46	110.70
35	BA	1936	A	N9-C4-C5	5.53	108.01	105.80
35	BA	205	G	C6-C5-N7	5.52	133.72	130.40
35	BA	563	G	N1-C2-N3	5.52	127.21	123.90
35	BA	1017	G	N1-C6-O6	5.52	123.21	119.90
35	BA	1139	G	N7-C8-N9	-5.52	110.34	113.10
35	BA	1436	G	N7-C8-N9	5.52	115.86	113.10
35	BA	1601	G	C6-N1-C2	-5.52	121.78	125.10
1	AA	639	G	C5-N7-C8	-5.52	101.54	104.30
1	AA	792	A	N3-C4-N9	-5.52	122.98	127.40
35	BA	515	A	N1-C6-N6	5.52	121.91	118.60
35	BA	1020	A	C6-C5-N7	-5.52	128.43	132.30
35	BA	1144	G	O4'-C1'-N9	-5.52	103.78	108.20
35	BA	1250	G	N7-C8-N9	5.52	115.86	113.10
35	BA	1551	C	N3-C2-O2	-5.52	118.03	121.90
35	BA	1705	G	N1-C2-N2	-5.52	111.23	116.20
35	BA	1928	A	O4'-C1'-C2'	5.52	112.57	107.60
37	BC	214	TYR	CB-CA-C	-5.52	99.35	110.40
35	BA	1950	G	N7-C8-N9	-5.52	110.34	113.10
35	BA	2409	G	C5-C6-N1	5.52	114.26	111.50
1	AA	754	C	N1-C1'-C2'	5.52	121.18	114.00
1	AA	1334	G	C8-N9-C4	-5.52	104.19	106.40
35	BA	1541	G	N7-C8-N9	-5.52	110.34	113.10
36	BB	11	C	C4-C5-C6	5.52	120.16	117.40
1	AA	279	A	C5'-C4'-C3'	-5.52	107.17	116.00
1	AA	518	C	N3-C2-O2	-5.52	118.04	121.90
1	AA	617	G	N7-C8-N9	5.52	115.86	113.10
1	AA	1304	G	C5'-C4'-C3'	-5.52	107.17	116.00
1	AA	1342	C	N1-C2-N3	-5.52	115.34	119.20

Continued on next page...

Continued from previous page...

Mol	Chain	Res	Type	Atoms	Z	Observed(°)	Ideal(°)
35	BA	186	G	C6-N1-C2	-5.52	121.79	125.10
35	BA	294	A	C1'-O4'-C4'	5.52	114.31	109.90
35	BA	704	G	C5-C6-O6	-5.52	125.29	128.60
35	BA	1203	G	C5-N7-C8	5.52	107.06	104.30
35	BA	1311	G	N3-C4-N9	-5.52	122.69	126.00
35	BA	1328	G	N3-C4-C5	-5.52	125.84	128.60
35	BA	2108	C	N3-C4-N4	-5.52	114.14	118.00
35	BA	2147	G	O4'-C1'-N9	-5.52	103.79	108.20
35	BA	2896	C	N1-C2-O2	5.52	122.21	118.90
1	AA	120	A	N3-C4-C5	-5.52	122.94	126.80
1	AA	154	C	C4-C5-C6	-5.52	114.64	117.40
1	AA	310	G	N9-C4-C5	5.52	107.61	105.40
1	AA	1058	G	C8-N9-C4	5.52	108.61	106.40
1	AA	1510	U	N3-C2-O2	5.52	126.06	122.20
35	BA	2002	G	C4-C5-C6	-5.52	115.49	118.80
1	AA	146	G	C8-N9-C4	-5.51	104.19	106.40
1	AA	1070	U	N1-C2-N3	-5.51	111.59	114.90
1	AA	1173	G	C6-C5-N7	-5.51	127.09	130.40
1	AA	1212	U	C5-C6-N1	5.51	125.46	122.70
1	AA	1394	A	N7-C8-N9	5.51	116.56	113.80
17	AQ	91	ARG	NE-CZ-NH2	-5.51	117.54	120.30
22	AV	75	C	C5-C4-N4	5.51	124.06	120.20
35	BA	624	C	N3-C4-C5	5.51	124.11	121.90
35	BA	2414	G	C8-N9-C4	-5.51	104.19	106.40
35	BA	2477	C	P-O5'-C5'	-5.51	112.08	120.90
52	BU	52	ARG	NE-CZ-NH2	-5.51	117.54	120.30
35	BA	2031	A	N7-C8-N9	-5.51	111.04	113.80
35	BA	2535	G	C4-C5-C6	5.51	122.11	118.80
35	BA	2587	A	O4'-C1'-N9	-5.51	103.79	108.20
1	AA	795	C	O5'-P-OP2	-5.51	100.74	105.70
1	AA	1154	G	N3-C2-N2	-5.51	116.04	119.90
1	AA	1508	G	C5-C6-O6	-5.51	125.29	128.60
4	AD	68	TYR	CB-CG-CD2	-5.51	117.69	121.00
35	BA	98	G	N1-C2-N3	-5.51	120.59	123.90
35	BA	1298	C	O4'-C1'-C2'	5.51	112.56	107.60
35	BA	2429	G	N1-C2-N2	-5.51	111.24	116.20
50	BS	30	ARG	NE-CZ-NH2	5.51	123.06	120.30
1	AA	229	U	N1-C2-O2	5.51	126.66	122.80
1	AA	312	C	N3-C4-C5	5.51	124.10	121.90
1	AA	424	G	N9-C4-C5	-5.51	103.20	105.40
1	AA	744	C	C5'-C4'-C3'	-5.51	107.19	116.00
1	AA	818	G	C2-N3-C4	-5.51	109.14	111.90

Continued on next page...

Continued from previous page...

Mol	Chain	Res	Type	Atoms	Z	Observed(°)	Ideal(°)
1	AA	950	U	C5-C6-N1	-5.51	119.94	122.70
35	BA	19	C	C5-C4-N4	-5.51	116.34	120.20
35	BA	1171	G	N9-C4-C5	-5.51	103.20	105.40
35	BA	1769	G	C6-C5-N7	5.51	133.71	130.40
1	AA	1371	G	C4-C5-N7	-5.51	108.60	110.80
12	AL	89	ARG	NH1-CZ-NH2	5.51	125.46	119.40
35	BA	467	G	N1-C6-O6	5.51	123.20	119.90
35	BA	914	C	N3-C4-N4	5.51	121.86	118.00
1	AA	64	G	C5-C6-N1	5.51	114.25	111.50
1	AA	156	G	N9-C4-C5	5.51	107.60	105.40
1	AA	596	C	N1-C2-O2	-5.51	115.60	118.90
1	AA	1420	C	C5-C6-N1	-5.51	118.25	121.00
35	BA	321	G	N9-C4-C5	5.51	107.60	105.40
35	BA	1146	C	C2-N3-C4	5.51	122.65	119.90
35	BA	2242	G	N9-C4-C5	5.51	107.60	105.40
35	BA	2287	A	C4-C5-N7	5.51	113.45	110.70
35	BA	2431	U	N1-C2-O2	-5.51	118.95	122.80
1	AA	1332	A	O4'-C1'-C2'	5.50	112.56	107.60
35	BA	453	C	N1-C1'-C2'	-5.50	105.94	112.00
35	BA	2199	A	C2-N3-C4	5.50	113.35	110.60
1	AA	315	A	C5-C6-N1	-5.50	114.95	117.70
1	AA	393	A	N9-C4-C5	5.50	108.00	105.80
1	AA	663	A	C6-N1-C2	5.50	121.90	118.60
1	AA	723	U	C5-C4-O4	-5.50	122.60	125.90
1	AA	1054	C	C2-N3-C4	-5.50	117.15	119.90
1	AA	1092	A	N9-C4-C5	5.50	108.00	105.80
1	AA	1297	C	C5-C4-N4	5.50	124.05	120.20
1	AA	1341	U	N3-C4-C5	-5.50	111.30	114.60
35	BA	426	C	C5-C6-N1	-5.50	118.25	121.00
35	BA	764	A	C3'-C2'-C1'	5.50	105.90	101.50
35	BA	990	A	C5-N7-C8	-5.50	101.15	103.90
35	BA	1754	C	C2-N3-C4	5.50	122.65	119.90
35	BA	1984	G	N1-C6-O6	5.50	123.20	119.90
35	BA	2404	C	N3-C2-O2	-5.50	118.05	121.90
35	BA	2505	G	C3'-C2'-C1'	5.50	105.90	101.50
1	AA	80	G	C3'-C2'-C1'	-5.50	97.10	101.50
1	AA	142	G	N1-C6-O6	5.50	123.20	119.90
1	AA	1413	A	C2-N3-C4	-5.50	107.85	110.60
22	AV	22	G	C5-C6-N1	-5.50	108.75	111.50
35	BA	1899	G	O5'-P-OP2	-5.50	100.75	105.70
35	BA	2824	C	C1'-O4'-C4'	5.50	114.30	109.90
39	BE	36	ARG	NE-CZ-NH1	-5.50	117.55	120.30

Continued on next page...

Continued from previous page...

Mol	Chain	Res	Type	Atoms	Z	Observed(°)	Ideal(°)
7	AG	33	ASP	CB-CG-OD2	-5.50	113.35	118.30
35	BA	1339	G	N7-C8-N9	5.50	115.85	113.10
1	AA	544	G	C5-N7-C8	-5.50	101.55	104.30
1	AA	598	U	N1-C2-O2	5.50	126.65	122.80
1	AA	789	U	P-O5'-C5'	-5.50	112.10	120.90
1	AA	949	A	C5-C6-N1	5.50	120.45	117.70
24	AY	616	TYR	CB-CG-CD2	5.50	124.30	121.00
35	BA	123	G	N9-C1'-C2'	-5.50	105.95	112.00
35	BA	1244	G	C5-C6-N1	-5.50	108.75	111.50
1	AA	289	G	C1'-O4'-C4'	5.50	114.30	109.90
1	AA	429	U	N1-C2-O2	-5.50	118.95	122.80
35	BA	470	A	C5'-C4'-C3'	-5.50	107.21	116.00
35	BA	2510	C	N3-C4-N4	-5.50	114.15	118.00
35	BA	2665	A	C6-C5-N7	-5.50	128.45	132.30
36	BB	109	C	C6-N1-C2	-5.50	118.10	120.30
1	AA	356	A	C5-C6-N1	-5.50	114.95	117.70
1	AA	837	G	C4'-C3'-C2'	-5.50	97.11	102.60
1	AA	1353	G	C6-N1-C2	5.50	128.40	125.10
35	BA	252	G	C4-C5-N7	-5.50	108.60	110.80
35	BA	386	G	N1-C6-O6	5.50	123.20	119.90
35	BA	781	A	N7-C8-N9	-5.50	111.05	113.80
35	BA	1104	C	N3-C4-N4	5.50	121.85	118.00
35	BA	1647	G	O4'-C1'-N9	5.50	112.60	108.20
35	BA	1850	G	C8-N9-C4	-5.50	104.20	106.40
1	AA	58	C	C2-N3-C4	-5.49	117.15	119.90
1	AA	179	A	C5-N7-C8	-5.49	101.15	103.90
1	AA	553	A	C6-N1-C2	5.49	121.90	118.60
1	AA	1028	C	C4-C5-C6	5.49	120.15	117.40
1	AA	1089	G	N1-C6-O6	5.49	123.20	119.90
35	BA	36	G	C5-N7-C8	5.49	107.05	104.30
35	BA	763	G	N1-C6-O6	5.49	123.20	119.90
35	BA	972	G	C5'-C4'-O4'	-5.49	102.51	109.10
35	BA	1859	A	C5-C6-N6	-5.49	119.31	123.70
35	BA	2529	G	C8-N9-C4	5.49	108.60	106.40
35	BA	908	C	C4-C5-C6	5.49	120.15	117.40
35	BA	946	G	N3-C4-C5	5.49	131.35	128.60
35	BA	2045	C	C2-N3-C4	-5.49	117.15	119.90
35	BA	2628	C	N1-C2-O2	5.49	122.19	118.90
1	AA	131	C	C4-C5-C6	5.49	120.14	117.40
35	BA	986	C	C5-C4-N4	5.49	124.04	120.20
35	BA	988	A	C2-N3-C4	-5.49	107.86	110.60
35	BA	1002	G	C6-C5-N7	-5.49	127.11	130.40

Continued on next page...

Continued from previous page...

Mol	Chain	Res	Type	Atoms	Z	Observed(°)	Ideal(°)
35	BA	1210	A	N9-C4-C5	5.49	108.00	105.80
35	BA	2376	A	C4-C5-N7	5.49	113.44	110.70
1	AA	1089	G	N3-C4-N9	5.49	129.29	126.00
3	AC	38	ARG	NE-CZ-NH1	5.49	123.05	120.30
35	BA	677	A	N1-C2-N3	5.49	132.04	129.30
35	BA	789	A	C6-C5-N7	5.49	136.14	132.30
35	BA	1456	G	C2-N3-C4	-5.49	109.16	111.90
35	BA	1879	C	N1-C2-N3	5.49	123.04	119.20
35	BA	2297	C	N1-C2-O2	5.49	122.19	118.90
35	BA	2523	G	N1-C2-N2	5.49	121.14	116.20
35	BA	2759	G	C2-N3-C4	5.49	114.64	111.90
1	AA	537	G	C5-N7-C8	5.49	107.04	104.30
35	BA	1051	G	N9-C1'-C2'	5.49	121.13	114.00
35	BA	1154	G	N1-C2-N2	-5.49	111.26	116.20
1	AA	839	U	N1-C1'-C2'	5.49	121.13	114.00
33	B8	32	LEU	CA-CB-CG	5.49	127.92	115.30
35	BA	654(C)	G	C5-N7-C8	-5.49	101.56	104.30
35	BA	742	G	N1-C6-O6	5.49	123.19	119.90
35	BA	2087	G	C5-C6-O6	5.49	131.89	128.60
1	AA	399	G	C5-N7-C8	-5.48	101.56	104.30
1	AA	911	U	N3-C2-O2	-5.48	118.36	122.20
18	AR	74	ARG	NE-CZ-NH1	5.48	123.04	120.30
35	BA	2683	C	C5-C4-N4	5.48	124.04	120.20
1	AA	50	A	C6-C5-N7	5.48	136.14	132.30
1	AA	362	G	N3-C4-C5	-5.48	125.86	128.60
1	AA	1035	A	C3'-C2'-C1'	-5.48	97.11	101.50
1	AA	1265	G	C5-C6-N1	-5.48	108.76	111.50
22	AV	25	C	C5-C6-N1	-5.48	118.26	121.00
35	BA	792	G	O4'-C1'-N9	5.48	112.59	108.20
35	BA	1117	G	O4'-C1'-N9	5.48	112.59	108.20
35	BA	1704	G	C1'-O4'-C4'	-5.48	105.51	109.90
35	BA	1824	G	C4-C5-C6	-5.48	115.51	118.80
35	BA	2082	A	C4-C5-N7	5.48	113.44	110.70
35	BA	2400	G	C2-N3-C4	-5.48	109.16	111.90
36	BB	36	C	C1'-O4'-C4'	-5.48	105.51	109.90
1	AA	354	G	C6-C5-N7	-5.48	127.11	130.40
1	AA	1099	G	N9-C4-C5	-5.48	103.21	105.40
2	AB	163	PHE	CB-CG-CD2	-5.48	116.96	120.80
35	BA	191	A	N7-C8-N9	-5.48	111.06	113.80
35	BA	488	G	N9-C4-C5	5.48	107.59	105.40
35	BA	585	G	N3-C4-C5	5.48	131.34	128.60
35	BA	892	G	C5'-C4'-O4'	5.48	115.68	109.10

Continued on next page...

Continued from previous page...

Mol	Chain	Res	Type	Atoms	Z	Observed(°)	Ideal(°)
35	BA	1985	G	N1-C2-N2	5.48	121.13	116.20
36	BB	105	A	C2-N3-C4	-5.48	107.86	110.60
45	BN	109	LYS	N-CA-C	5.48	125.80	111.00
1	AA	1233	G	C2-N3-C4	-5.48	109.16	111.90
1	AA	1417	G	C3'-C2'-C1'	-5.48	97.12	101.50
35	BA	1103	A	C8-N9-C4	5.48	107.99	105.80
1	AA	100	C	N3-C4-N4	5.48	121.83	118.00
1	AA	151	A	C5-N7-C8	-5.48	101.16	103.90
1	AA	820	U	N3-C4-O4	5.48	123.23	119.40
35	BA	487	C	C5-C6-N1	-5.48	118.26	121.00
35	BA	1461	G	N7-C8-N9	5.48	115.84	113.10
35	BA	2147	G	C8-N9-C4	-5.48	104.21	106.40
35	BA	2507	C	N1-C2-O2	-5.48	115.61	118.90
36	BB	40	U	O4'-C1'-N1	5.48	112.58	108.20
35	BA	704	G	C8-N9-C4	-5.48	104.21	106.40
35	BA	1457	A	C8-N9-C4	-5.48	103.61	105.80
35	BA	2801	A	C5-C6-N1	5.48	120.44	117.70
1	AA	558	G	C2-N3-C4	5.47	114.64	111.90
1	AA	795	C	C6-N1-C2	-5.47	118.11	120.30
35	BA	507	A	C2-N3-C4	5.47	113.34	110.60
35	BA	1087	G	O4'-C1'-N9	5.47	112.58	108.20
35	BA	1133	U	N3-C2-O2	5.47	126.03	122.20
35	BA	1328	G	C8-N9-C4	-5.47	104.21	106.40
35	BA	2770	G	C5-C6-O6	5.47	131.88	128.60
1	AA	538	G	N3-C4-C5	-5.47	125.86	128.60
1	AA	1443	G	N9-C4-C5	5.47	107.59	105.40
35	BA	271(J)	C	N3-C2-O2	-5.47	118.07	121.90
35	BA	1215	G	C6-N1-C2	5.47	128.38	125.10
35	BA	1850	G	C5'-C4'-O4'	5.47	115.67	109.10
1	AA	387	U	O4'-C1'-N1	-5.47	103.82	108.20
1	AA	794	A	C3'-C2'-C1'	5.47	105.88	101.50
35	BA	105	C	N3-C4-C5	-5.47	119.71	121.90
35	BA	228	A	N1-C6-N6	-5.47	115.32	118.60
35	BA	379	G	N1-C2-N2	-5.47	111.28	116.20
35	BA	815	C	O4'-C1'-N1	5.47	112.58	108.20
1	AA	185	A	C8-N9-C4	-5.47	103.61	105.80
23	AX	13	A	N1-C2-N3	-5.47	126.56	129.30
35	BA	1118	C	O4'-C1'-N1	5.47	112.58	108.20
35	BA	1386	C	C6-N1-C2	5.47	122.49	120.30
35	BA	1988	C	N3-C2-O2	-5.47	118.07	121.90
35	BA	2165	G	N1-C2-N3	5.47	127.18	123.90
35	BA	2534	A	C5-N7-C8	5.47	106.63	103.90

Continued on next page...

Continued from previous page...

Mol	Chain	Res	Type	Atoms	Z	Observed(°)	Ideal(°)
1	AA	281	G	C4-C5-N7	-5.47	108.61	110.80
1	AA	1046	A	C3'-C2'-C1'	-5.47	97.13	101.50
8	AH	52	ASP	CB-CG-OD2	5.47	123.22	118.30
22	AV	40	C	N3-C2-O2	-5.47	118.07	121.90
35	BA	576	U	O4'-C1'-N1	-5.47	103.83	108.20
35	BA	1784	A	C2-N3-C4	5.47	113.33	110.60
35	BA	2699	C	C4-C5-C6	-5.47	114.67	117.40
35	BA	2761	G	C5-N7-C8	-5.47	101.57	104.30
1	AA	363	A	C6-N1-C2	-5.47	115.32	118.60
1	AA	449	C	N3-C4-C5	5.47	124.09	121.90
35	BA	573	G	C5-N7-C8	-5.47	101.57	104.30
35	BA	661	C	C5-C6-N1	5.47	123.73	121.00
35	BA	779	U	C5-C4-O4	5.47	129.18	125.90
35	BA	1032	A	N7-C8-N9	-5.47	111.07	113.80
35	BA	1758	G	C4-C5-N7	5.47	112.99	110.80
35	BA	1955	U	N1-C1'-C2'	5.47	121.11	114.00
35	BA	2065	C	C6-N1-C2	5.47	122.49	120.30
35	BA	2090	G	C5-C6-O6	-5.47	125.32	128.60
35	BA	2772	C	N3-C4-N4	-5.47	114.17	118.00
40	BF	44	ARG	NE-CZ-NH2	-5.47	117.57	120.30
35	BA	271(Z)	C	C3'-C2'-C1'	5.46	105.87	101.50
35	BA	392	C	N1-C2-N3	5.46	123.03	119.20
35	BA	901	A	N7-C8-N9	-5.46	111.07	113.80
35	BA	1612	C	N3-C4-N4	5.46	121.83	118.00
35	BA	1907	G	N1-C6-O6	5.46	123.18	119.90
35	BA	2415	G	N7-C8-N9	-5.46	110.37	113.10
35	BA	2468	G	C6-C5-N7	5.46	133.68	130.40
35	BA	764	A	O4'-C1'-C2'	-5.46	100.34	105.80
35	BA	874	G	C4-C5-C6	-5.46	115.52	118.80
35	BA	1593	G	C5-C6-O6	-5.46	125.32	128.60
35	BA	2127	G	C2-N3-C4	5.46	114.63	111.90
1	AA	117	G	N3-C4-N9	5.46	129.28	126.00
1	AA	1014	A	C5-N7-C8	5.46	106.63	103.90
1	AA	1205	U	C5-C4-O4	-5.46	122.62	125.90
35	BA	280	C	N3-C2-O2	-5.46	118.08	121.90
35	BA	381	G	O4'-C1'-N9	5.46	112.57	108.20
35	BA	880	G	N3-C4-N9	5.46	129.28	126.00
1	AA	329	A	C5-C6-N6	-5.46	119.33	123.70
1	AA	727	G	N9-C1'-C2'	-5.46	105.99	112.00
35	BA	1812	A	C5-N7-C8	5.46	106.63	103.90
35	BA	2274	A	N1-C6-N6	-5.46	115.32	118.60
1	AA	576	G	C5-C6-O6	-5.46	125.33	128.60

Continued on next page...

Continued from previous page...

Mol	Chain	Res	Type	Atoms	Z	Observed(°)	Ideal(°)
1	AA	903	G	N3-C2-N2	-5.46	116.08	119.90
1	AA	1493	A	N1-C2-N3	5.46	132.03	129.30
35	BA	134	C	N1-C2-O2	5.46	122.17	118.90
35	BA	395	U	C5-C4-O4	-5.46	122.62	125.90
35	BA	903	C	C5-C6-N1	5.46	123.73	121.00
35	BA	1702	G	N3-C4-N9	5.46	129.28	126.00
35	BA	2842	G	C4-C5-N7	5.46	112.98	110.80
47	BP	80	TYR	CG-CD1-CE1	5.46	125.67	121.30
1	AA	470	C	C6-N1-C2	5.46	122.48	120.30
1	AA	1401	G	C6-C5-N7	-5.46	127.13	130.40
35	BA	740	U	C5'-C4'-C3'	5.46	124.73	116.00
35	BA	843	G	C4'-C3'-C2'	5.46	108.06	102.60
35	BA	865	C	C1'-O4'-C4'	5.46	114.27	109.90
35	BA	1144	G	C5-C6-O6	5.46	131.87	128.60
35	BA	1451	C	C6-N1-C2	5.46	122.48	120.30
1	AA	982	U	N3-C4-O4	-5.46	115.58	119.40
35	BA	979	G	C3'-C2'-C1'	5.46	105.86	101.50
35	BA	1190	G	N7-C8-N9	5.46	115.83	113.10
35	BA	1711	C	N3-C4-C5	-5.46	119.72	121.90
35	BA	2605	U	N1-C2-O2	-5.46	118.98	122.80
36	BB	23	G	C5-N7-C8	-5.46	101.57	104.30
1	AA	553	A	N1-C2-N3	-5.45	126.57	129.30
1	AA	673	G	C5-N7-C8	5.45	107.03	104.30
35	BA	276	A	C3'-C2'-C1'	-5.45	97.14	101.50
35	BA	343	C	C4-C5-C6	-5.45	114.67	117.40
35	BA	399	G	O4'-C1'-C2'	5.45	112.51	107.60
35	BA	2031	A	N9-C1'-C2'	5.45	121.09	114.00
1	AA	773	G	N3-C2-N2	5.45	123.72	119.90
35	BA	466	A	O4'-C1'-N9	-5.45	103.84	108.20
35	BA	1367	A	C8-N9-C4	5.45	107.98	105.80
35	BA	1994	C	C2-N3-C4	5.45	122.63	119.90
1	AA	825	G	C4-C5-C6	5.45	122.07	118.80
1	AA	963	G	C3'-C2'-C1'	5.45	105.86	101.50
1	AA	999	C	C2-N1-C1'	5.45	124.80	118.80
35	BA	121	G	N3-C4-N9	5.45	129.27	126.00
35	BA	609	A	C3'-C2'-C1'	5.45	105.86	101.50
35	BA	1022	G	N1-C2-N3	-5.45	120.63	123.90
36	BB	87	G	N9-C4-C5	-5.45	103.22	105.40
45	BN	134	ARG	NE-CZ-NH1	-5.45	117.58	120.30
53	BV	88	ARG	NH1-CZ-NH2	5.45	125.40	119.40
1	AA	129(A)	G	N3-C2-N2	-5.45	116.09	119.90
1	AA	668	G	N1-C2-N3	5.45	127.17	123.90

Continued on next page...

Continued from previous page...

Mol	Chain	Res	Type	Atoms	Z	Observed(°)	Ideal(°)
1	AA	995	C	C2-N3-C4	5.45	122.62	119.90
1	AA	1220	G	O4'-C1'-N9	-5.45	103.84	108.20
1	AA	1300	G	N1-C2-N3	-5.45	120.63	123.90
1	AA	1394	A	C8-N9-C4	-5.45	103.62	105.80
1	AA	1461	G	C5-N7-C8	5.45	107.02	104.30
35	BA	247	G	C5-C6-N1	-5.45	108.78	111.50
35	BA	765	G	C4-C5-N7	5.45	112.98	110.80
35	BA	1187	G	O4'-C1'-N9	-5.45	103.84	108.20
35	BA	1486	A	C4-C5-N7	-5.45	107.98	110.70
35	BA	1649	G	C4-C5-N7	-5.45	108.62	110.80
35	BA	2494	G	C5-C6-N1	5.45	114.22	111.50
35	BA	2508	G	C4-C5-N7	-5.45	108.62	110.80
35	BA	351	G	C6-C5-N7	5.45	133.67	130.40
35	BA	2033	A	O4'-C1'-C2'	5.45	112.50	107.60
36	BB	94	C	C3'-C2'-C1'	-5.45	97.14	101.50
1	AA	350	G	C5-N7-C8	-5.45	101.58	104.30
1	AA	696	A	C2-N3-C4	-5.45	107.88	110.60
1	AA	1526	G	O4'-C1'-N9	-5.45	103.84	108.20
35	BA	27	G	C4-C5-C6	-5.45	115.53	118.80
35	BA	337	C	C2-N3-C4	5.45	122.62	119.90
35	BA	561	G	N3-C2-N2	5.45	123.71	119.90
35	BA	1061	U	O4'-C1'-C2'	5.45	112.50	107.60
35	BA	1065	U	O4'-C1'-C2'	5.45	112.50	107.60
35	BA	1714	G	N3-C4-C5	5.45	131.32	128.60
35	BA	2407	G	N9-C4-C5	5.45	107.58	105.40
35	BA	2474	C	C2-N3-C4	5.45	122.62	119.90
35	BA	2499	C	C5-C4-N4	5.45	124.01	120.20
38	BD	157	ARG	NE-CZ-NH2	-5.45	117.58	120.30
1	AA	149	A	C5-N7-C8	5.44	106.62	103.90
1	AA	176	C	C5-C6-N1	5.44	123.72	121.00
1	AA	217	C	O4'-C1'-N1	-5.44	103.84	108.20
1	AA	621	A	C4-C5-C6	5.44	119.72	117.00
1	AA	1030	C	C4-C5-C6	5.44	120.12	117.40
35	BA	416	C	C5-C4-N4	-5.44	116.39	120.20
35	BA	1271	G	N3-C4-N9	5.44	129.26	126.00
35	BA	1968	G	C5-C6-O6	5.44	131.87	128.60
36	BB	82	G	C5-N7-C8	-5.44	101.58	104.30
1	AA	48	C	C6-N1-C2	5.44	122.48	120.30
1	AA	731	G	N1-C2-N3	5.44	127.17	123.90
1	AA	755	G	N3-C4-C5	-5.44	125.88	128.60
22	AV	4	G	C5'-C4'-O4'	-5.44	102.57	109.10
22	AV	27	U	N3-C4-C5	5.44	117.86	114.60

Continued on next page...

Continued from previous page...

Mol	Chain	Res	Type	Atoms	Z	Observed(°)	Ideal(°)
35	BA	358	U	N3-C4-O4	-5.44	115.59	119.40
35	BA	1661	G	N1-C2-N2	-5.44	111.30	116.20
35	BA	1753	G	C5-N7-C8	5.44	107.02	104.30
35	BA	2418	A	N1-C2-N3	5.44	132.02	129.30
35	BA	2870	C	C6-N1-C2	-5.44	118.12	120.30
1	AA	927	G	C6-C5-N7	-5.44	127.14	130.40
35	BA	692	C	C2-N3-C4	-5.44	117.18	119.90
35	BA	1153	C	C1'-O4'-C4'	-5.44	105.55	109.90
35	BA	2579	C	N3-C4-C5	5.44	124.08	121.90
1	AA	333	G	N1-C2-N3	5.44	127.16	123.90
1	AA	349	A	N9-C4-C5	5.44	107.97	105.80
1	AA	1521	G	C3'-C2'-C1'	5.44	105.85	101.50
2	AB	53	ARG	NE-CZ-NH2	-5.44	117.58	120.30
35	BA	207	A	N1-C2-N3	-5.44	126.58	129.30
35	BA	348	G	O4'-C1'-N9	5.44	112.55	108.20
35	BA	421	U	C6-N1-C2	-5.44	117.74	121.00
35	BA	763	G	N3-C4-N9	-5.44	122.74	126.00
35	BA	1510	G	N1-C6-O6	-5.44	116.64	119.90
35	BA	2313	C	N1-C2-O2	-5.44	115.64	118.90
35	BA	2549	G	C5-N7-C8	-5.44	101.58	104.30
1	AA	961	U	N3-C2-O2	-5.44	118.39	122.20
1	AA	1144	G	O4'-C1'-N9	5.44	112.55	108.20
35	BA	854	G	N9-C4-C5	5.44	107.58	105.40
35	BA	1129	A	C8-N9-C4	-5.44	103.63	105.80
35	BA	2582	G	N7-C8-N9	5.44	115.82	113.10
35	BA	2745	C	N1-C2-O2	-5.44	115.64	118.90
1	AA	378	G	N9-C4-C5	5.43	107.57	105.40
1	AA	452	A	C4'-C3'-C2'	5.43	108.03	102.60
1	AA	585	G	N3-C2-N2	5.43	123.70	119.90
1	AA	707	C	O4'-C1'-N1	-5.43	103.85	108.20
1	AA	728	A	C2-N3-C4	5.43	113.32	110.60
1	AA	1420	C	C5-C4-N4	-5.43	116.39	120.20
35	BA	114	U	C5-C4-O4	-5.43	122.64	125.90
35	BA	2154	G	N9-C4-C5	-5.43	103.23	105.40
35	BA	2540	C	C3'-C2'-C1'	5.43	105.85	101.50
35	BA	2892	A	C5-C6-N1	-5.43	114.98	117.70
1	AA	52	G	C3'-C2'-C1'	-5.43	97.15	101.50
1	AA	502	G	C5-N7-C8	-5.43	101.58	104.30
1	AA	974	A	N1-C6-N6	5.43	121.86	118.60
1	AA	1247	U	C5-C6-N1	5.43	125.42	122.70
35	BA	1514	U	C4-C5-C6	-5.43	116.44	119.70
1	AA	633	G	C4-C5-C6	5.43	122.06	118.80

Continued on next page...

Continued from previous page...

Mol	Chain	Res	Type	Atoms	Z	Observed(°)	Ideal(°)
1	AA	1027	C	C5-C6-N1	5.43	123.72	121.00
35	BA	381	G	C4-C5-C6	-5.43	115.54	118.80
35	BA	1049	C	C5'-C4'-O4'	-5.43	102.58	109.10
35	BA	1630	G	C5-C6-N1	5.43	114.22	111.50
1	AA	107	G	C5-C6-O6	5.43	131.86	128.60
1	AA	523	A	C5-C6-N1	-5.43	114.98	117.70
1	AA	1179	A	N7-C8-N9	-5.43	111.09	113.80
1	AA	1423	G	C5-N7-C8	5.43	107.01	104.30
35	BA	171	G	N7-C8-N9	-5.43	110.39	113.10
35	BA	779	U	N3-C4-O4	-5.43	115.60	119.40
35	BA	2263	C	N1-C2-O2	-5.43	115.64	118.90
35	BA	2632	A	N3-C4-C5	-5.43	123.00	126.80
41	BG	25	TYR	CB-CG-CD2	-5.43	117.74	121.00
1	AA	1342	C	C4'-C3'-C2'	-5.43	97.17	102.60
35	BA	795	C	C4'-C3'-C2'	-5.43	97.17	102.60
35	BA	2815	C	C6-N1-C2	5.43	122.47	120.30
1	AA	168	G	C4-C5-C6	5.43	122.06	118.80
1	AA	196	A	N1-C6-N6	5.43	121.86	118.60
1	AA	1288	A	N1-C2-N3	5.43	132.01	129.30
24	AY	637	ARG	NE-CZ-NH1	-5.43	117.59	120.30
35	BA	108	U	N3-C4-O4	-5.43	115.60	119.40
35	BA	272(H)	C	N1-C2-O2	5.43	122.16	118.90
35	BA	528	A	C8-N9-C4	-5.43	103.63	105.80
35	BA	2770	G	C5-C6-N1	-5.43	108.79	111.50
1	AA	999	C	C6-N1-C1'	-5.42	114.29	120.80
35	BA	53	A	C8-N9-C4	5.42	107.97	105.80
35	BA	363(F)	A	C4-C5-N7	-5.42	107.99	110.70
35	BA	865	C	N3-C4-C5	5.42	124.07	121.90
35	BA	1149	G	C5-C6-N1	5.42	114.21	111.50
35	BA	1509	C	C5-C6-N1	5.42	123.71	121.00
1	AA	804	U	N3-C4-O4	-5.42	115.60	119.40
1	AA	1403	C	C6-N1-C2	-5.42	118.13	120.30
35	BA	1197	G	C6-N1-C2	5.42	128.35	125.10
35	BA	1226	A	C5-C6-N1	5.42	120.41	117.70
35	BA	1910	G	C5-C6-O6	5.42	131.85	128.60
35	BA	2735	G	N3-C2-N2	5.42	123.70	119.90
35	BA	2779	U	N1-C2-N3	5.42	118.15	114.90
36	BB	78	A	N9-C4-C5	-5.42	103.63	105.80
50	BS	12	PHE	CB-CG-CD2	-5.42	117.00	120.80
1	AA	786	G	N9-C4-C5	5.42	107.57	105.40
1	AA	1228	C	N3-C4-N4	5.42	121.80	118.00
1	AA	1390	U	N1-C2-N3	5.42	118.15	114.90

Continued on next page...

Continued from previous page...

Mol	Chain	Res	Type	Atoms	Z	Observed(°)	Ideal(°)
35	BA	654(O)	G	C6-N1-C2	5.42	128.35	125.10
35	BA	816	C	N1-C2-O2	-5.42	115.65	118.90
35	BA	1710	C	C2-N3-C4	-5.42	117.19	119.90
35	BA	2344	U	N1-C1'-C2'	5.42	121.05	114.00
35	BA	2611	U	N1-C2-O2	5.42	126.59	122.80
35	BA	2653	U	C6-N1-C2	5.42	124.25	121.00
36	BB	102	A	C6-N1-C2	-5.42	115.35	118.60
56	BY	7	VAL	CA-CB-CG1	-5.42	102.77	110.90
1	AA	69	G	N1-C6-O6	5.42	123.15	119.90
1	AA	987	G	N3-C4-C5	5.42	131.31	128.60
35	BA	539	G	C5-N7-C8	-5.42	101.59	104.30
35	BA	593	G	N7-C8-N9	5.42	115.81	113.10
43	BK	36	GLU	OE1-CD-OE2	-5.42	116.80	123.30
46	BO	111	PHE	CG-CD2-CE2	-5.42	114.84	120.80
1	AA	88	A	N9-C1'-C2'	5.42	121.04	114.00
1	AA	401	C	C4-C5-C6	-5.42	114.69	117.40
1	AA	744	C	N3-C4-C5	-5.42	119.73	121.90
1	AA	821	G	N1-C2-N3	-5.42	120.65	123.90
1	AA	1190	G	N9-C4-C5	-5.42	103.23	105.40
35	BA	1381	G	C4-C5-C6	5.42	122.05	118.80
1	AA	189(E)	U	C5-C6-N1	5.42	125.41	122.70
1	AA	277	C	O5'-P-OP1	-5.42	100.83	105.70
35	BA	370	G	N3-C2-N2	-5.42	116.11	119.90
35	BA	1194	A	C5-N7-C8	5.42	106.61	103.90
35	BA	1637	A	C8-N9-C4	-5.42	103.63	105.80
35	BA	1979	C	C1'-O4'-C4'	-5.42	105.57	109.90
35	BA	2665	A	N7-C8-N9	-5.42	111.09	113.80
36	BB	93	G	N3-C2-N2	-5.42	116.11	119.90
1	AA	792	A	C5-N7-C8	5.42	106.61	103.90
18	AR	35	ARG	NE-CZ-NH1	5.42	123.01	120.30
35	BA	780	G	C5-C6-N1	5.42	114.21	111.50
35	BA	1984	G	C4-C5-N7	-5.42	108.63	110.80
35	BA	2179	C	C5'-C4'-C3'	-5.42	107.34	116.00
35	BA	2206	G	C4-C5-N7	5.42	112.97	110.80
36	BB	47	C	C5-C6-N1	5.42	123.71	121.00
1	AA	471	G	N9-C4-C5	5.41	107.57	105.40
1	AA	941	G	N1-C2-N3	5.41	127.15	123.90
1	AA	1262	C	O5'-P-OP1	5.41	117.19	110.70
1	AA	1398	A	N1-C6-N6	-5.41	115.35	118.60
35	BA	1104	C	N3-C2-O2	-5.41	118.11	121.90
35	BA	1255	U	C5-C6-N1	5.41	125.41	122.70
35	BA	1954	G	N1-C2-N2	5.41	121.07	116.20

Continued on next page...

Continued from previous page...

Mol	Chain	Res	Type	Atoms	Z	Observed(°)	Ideal(°)
35	BA	2135	A	C1'-O4'-C4'	-5.41	105.57	109.90
35	BA	2339	G	N1-C2-N2	-5.41	111.33	116.20
36	BB	16	G	C3'-C2'-C1'	5.41	105.83	101.50
41	BG	115	ARG	NE-CZ-NH1	5.41	123.01	120.30
35	BA	297	C	C5-C4-N4	-5.41	116.41	120.20
35	BA	906	G	N1-C2-N2	5.41	121.07	116.20
35	BA	1980	G	C1'-O4'-C4'	-5.41	105.57	109.90
35	BA	2104	G	C5-N7-C8	-5.41	101.59	104.30
35	BA	2428	G	O4'-C1'-N9	5.41	112.53	108.20
35	BA	2731	G	C5-N7-C8	5.41	107.01	104.30
45	BN	58	ASP	CB-CG-OD2	-5.41	113.43	118.30
1	AA	838	G	N9-C4-C5	-5.41	103.24	105.40
1	AA	1286	A	C2-N3-C4	5.41	113.31	110.60
35	BA	961	C	OP1-P-O3'	5.41	117.11	105.20
35	BA	993	G	C6-N1-C2	-5.41	121.85	125.10
35	BA	1312	U	C5'-C4'-C3'	-5.41	107.34	116.00
35	BA	1449	A	N7-C8-N9	-5.41	111.09	113.80
35	BA	2136	C	C3'-C2'-C1'	5.41	105.83	101.50
36	BB	19	G	N1-C6-O6	5.41	123.15	119.90
1	AA	36	C	C5-C4-N4	5.41	123.98	120.20
1	AA	142	G	C6-N1-C2	5.41	128.34	125.10
1	AA	650	G	N3-C4-C5	5.41	131.30	128.60
1	AA	751	U	N3-C4-O4	5.41	123.19	119.40
35	BA	50	U	C5-C4-O4	-5.41	122.66	125.90
35	BA	89	G	C8-N9-C4	-5.41	104.24	106.40
35	BA	1457	A	N1-C6-N6	-5.41	115.36	118.60
35	BA	1491	G	C8-N9-C4	-5.41	104.24	106.40
35	BA	1571	A	N9-C1'-C2'	-5.41	106.05	112.00
35	BA	2483	C	C4-C5-C6	-5.41	114.70	117.40
35	BA	2658	C	C6-N1-C2	-5.41	118.14	120.30
57	BZ	112	ARG	NE-CZ-NH2	-5.41	117.60	120.30
1	AA	640	A	N9-C4-C5	-5.41	103.64	105.80
1	AA	720	C	C5-C4-N4	5.41	123.98	120.20
1	AA	1004	A	O4'-C1'-N9	5.41	112.53	108.20
35	BA	676	A	C6-C5-N7	-5.41	128.51	132.30
35	BA	1630	G	N7-C8-N9	5.41	115.80	113.10
35	BA	1779	U	C5-C6-N1	-5.41	120.00	122.70
35	BA	1827	C	C5-C6-N1	5.41	123.70	121.00
35	BA	2068	U	N1-C2-N3	5.41	118.14	114.90
42	BH	149	ARG	NE-CZ-NH2	-5.41	117.60	120.30
1	AA	562	C	C2-N3-C4	5.41	122.60	119.90
1	AA	686	U	C5-C6-N1	5.41	125.40	122.70

Continued on next page...

Continued from previous page...

Mol	Chain	Res	Type	Atoms	Z	Observed(°)	Ideal(°)
1	AA	1256	A	N7-C8-N9	-5.41	111.10	113.80
35	BA	566	U	C6-N1-C2	-5.41	117.76	121.00
35	BA	1231	G	N7-C8-N9	5.41	115.80	113.10
36	BB	9	G	C3'-C2'-C1'	5.41	105.83	101.50
36	BB	38	C	N3-C4-C5	5.41	124.06	121.90
1	AA	492	G	C4-C5-N7	5.40	112.96	110.80
1	AA	596	C	O5'-P-OP2	5.40	117.18	110.70
35	BA	1495	A	N9-C1'-C2'	5.40	121.03	114.00
38	BD	268	ARG	NE-CZ-NH2	-5.40	117.60	120.30
1	AA	198	G	C5-C6-N1	-5.40	108.80	111.50
1	AA	310	G	N1-C2-N3	5.40	127.14	123.90
1	AA	1006	C	N1-C2-O2	5.40	122.14	118.90
35	BA	1127	A	C3'-C2'-C1'	-5.40	97.18	101.50
35	BA	1319	G	N3-C2-N2	-5.40	116.12	119.90
35	BA	1559	G	N9-C1'-C2'	5.40	121.02	114.00
35	BA	1674	G	C5'-C4'-O4'	-5.40	102.62	109.10
36	BB	81	G	C5-C6-N1	-5.40	108.80	111.50
48	BQ	51	ARG	NE-CZ-NH2	-5.40	117.60	120.30
1	AA	254	G	N3-C4-C5	-5.40	125.90	128.60
1	AA	299	G	C4'-C3'-C2'	-5.40	97.20	102.60
35	BA	643	A	N1-C2-N3	5.40	132.00	129.30
35	BA	2093	G	C6-N1-C2	-5.40	121.86	125.10
35	BA	2750	A	C2-N3-C4	-5.40	107.90	110.60
1	AA	1435	G	N3-C2-N2	-5.40	116.12	119.90
35	BA	775	G	O4'-C4'-C3'	5.40	110.42	106.10
35	BA	2015	A	C5-N7-C8	-5.40	101.20	103.90
35	BA	2655	G	C4-C5-N7	-5.40	108.64	110.80
1	AA	8	A	C6-N1-C2	5.40	121.84	118.60
1	AA	643	C	N3-C4-C5	5.40	124.06	121.90
1	AA	805	C	N3-C4-C5	-5.40	119.74	121.90
25	B0	74	ARG	NE-CZ-NH2	-5.40	117.60	120.30
35	BA	16	G	C6-N1-C2	5.40	128.34	125.10
35	BA	357	A	C4-C5-C6	5.40	119.70	117.00
35	BA	893	C	C1'-O4'-C4'	5.40	114.22	109.90
35	BA	1914	C	C3'-C2'-C1'	5.40	105.82	101.50
1	AA	279	A	C5-C6-N1	5.40	120.40	117.70
1	AA	541	G	C4-C5-N7	-5.40	108.64	110.80
35	BA	320	A	N1-C2-N3	-5.40	126.60	129.30
35	BA	1855	G	C4-C5-N7	-5.40	108.64	110.80
47	BP	16	ARG	NE-CZ-NH2	5.40	123.00	120.30
1	AA	199	G	O4'-C1'-N9	5.39	112.52	108.20
1	AA	399	G	C5-C6-O6	5.39	131.84	128.60

Continued on next page...

Continued from previous page...

Mol	Chain	Res	Type	Atoms	Z	Observed(°)	Ideal(°)
1	AA	943	U	N1-C2-N3	-5.39	111.66	114.90
1	AA	951	G	O4'-C4'-C3'	5.39	110.42	106.10
1	AA	1133	G	C4-C5-C6	-5.39	115.56	118.80
1	AA	1210	C	C2-N3-C4	5.39	122.60	119.90
2	AB	49	GLU	OE1-CD-OE2	-5.39	116.83	123.30
35	BA	94(A)	G	C5-C6-N1	5.39	114.20	111.50
35	BA	968	G	N3-C4-N9	-5.39	122.76	126.00
35	BA	1024	G	C8-N9-C4	5.39	108.56	106.40
35	BA	1653	G	C5-N7-C8	-5.39	101.60	104.30
35	BA	2046	G	C8-N9-C4	5.39	108.56	106.40
35	BA	2499	C	O4'-C1'-N1	5.39	112.52	108.20
1	AA	197	A	C4-C5-C6	-5.39	114.30	117.00
1	AA	570	G	C5-C6-O6	-5.39	125.36	128.60
1	AA	626	U	C4-C5-C6	-5.39	116.46	119.70
1	AA	857	C	N3-C2-O2	-5.39	118.12	121.90
1	AA	922	G	O4'-C1'-N9	5.39	112.51	108.20
1	AA	993	G	N1-C2-N3	-5.39	120.67	123.90
14	AN	29	ARG	NE-CZ-NH1	5.39	123.00	120.30
35	BA	654(L)	G	C5-N7-C8	-5.39	101.60	104.30
35	BA	1003	G	C6-C5-N7	-5.39	127.17	130.40
35	BA	1609	A	C5-C6-N6	5.39	128.01	123.70
35	BA	1627	G	N3-C4-C5	5.39	131.30	128.60
35	BA	2644	G	C1'-O4'-C4'	5.39	114.21	109.90
37	BC	94	TYR	CG-CD2-CE2	-5.39	116.99	121.30
1	AA	64	G	N1-C2-N3	5.39	127.14	123.90
1	AA	199	G	C4-C5-N7	-5.39	108.64	110.80
35	BA	144	C	C5-C6-N1	5.39	123.70	121.00
35	BA	962	G	N3-C4-N9	5.39	129.24	126.00
35	BA	2170	A	C2-N3-C4	5.39	113.30	110.60
35	BA	2839	G	N1-C6-O6	-5.39	116.67	119.90
1	AA	181	G	O5'-P-OP2	5.39	117.17	110.70
35	BA	474	G	N9-C1'-C2'	5.39	121.01	114.00
35	BA	594	U	N3-C4-C5	-5.39	111.37	114.60
35	BA	1301	A	C4-C5-C6	5.39	119.69	117.00
35	BA	1339	G	C8-N9-C4	-5.39	104.24	106.40
35	BA	1363	C	N1-C2-N3	-5.39	115.43	119.20
35	BA	1488	G	C5-N7-C8	5.39	107.00	104.30
35	BA	1767	C	C5-C6-N1	5.39	123.69	121.00
36	BB	9	G	C5-N7-C8	-5.39	101.61	104.30
36	BB	47	C	C4-C5-C6	-5.39	114.70	117.40
36	BB	82	G	C5-C6-N1	5.39	114.19	111.50
1	AA	605	U	C4-C5-C6	5.39	122.93	119.70

Continued on next page...

Continued from previous page...

Mol	Chain	Res	Type	Atoms	Z	Observed(°)	Ideal(°)
35	BA	1831	G	C4-C5-N7	5.39	112.95	110.80
35	BA	1846	G	C4-C5-C6	5.39	122.03	118.80
1	AA	1005	A	N9-C4-C5	-5.39	103.64	105.80
1	AA	1279	A	N1-C2-N3	-5.39	126.61	129.30
35	BA	1424	G	C5-C6-N1	5.39	114.19	111.50
35	BA	1892	C	N3-C4-C5	-5.39	119.75	121.90
35	BA	2706	G	C6-C5-N7	-5.39	127.17	130.40
1	AA	316	G	C4-C5-N7	-5.38	108.65	110.80
1	AA	586	C	N1-C1'-C2'	-5.38	106.08	112.00
1	AA	883	C	N3-C4-C5	5.38	124.05	121.90
1	AA	1382	C	N1-C2-N3	-5.38	115.43	119.20
1	AA	1406	U	C5-C6-N1	-5.38	120.01	122.70
22	AV	8	U	C1'-O4'-C4'	5.38	114.21	109.90
35	BA	36	G	C8-N9-C4	5.38	108.55	106.40
35	BA	613	G	C5-N7-C8	5.38	106.99	104.30
35	BA	1262	A	C5-C6-N6	-5.38	119.39	123.70
35	BA	1845	G	C5-C6-N1	-5.38	108.81	111.50
35	BA	2008	C	C6-N1-C2	-5.38	118.15	120.30
40	BF	62	ARG	NE-CZ-NH2	-5.38	117.61	120.30
1	AA	455	C	C2-N3-C4	5.38	122.59	119.90
35	BA	720	C	C6-N1-C2	5.38	122.45	120.30
35	BA	1202	C	C5-C4-N4	5.38	123.97	120.20
35	BA	1429	G	N9-C4-C5	-5.38	103.25	105.40
35	BA	2384	G	C3'-C2'-C1'	-5.38	97.19	101.50
1	AA	894	G	N1-C6-O6	-5.38	116.67	119.90
1	AA	1228	C	C5-C4-N4	-5.38	116.43	120.20
1	AA	1523	G	C5-C6-O6	-5.38	125.37	128.60
35	BA	615	G	N3-C4-C5	5.38	131.29	128.60
35	BA	1041	C	C5-C6-N1	5.38	123.69	121.00
35	BA	1290	C	N3-C4-C5	5.38	124.05	121.90
35	BA	1321	A	N1-C2-N3	-5.38	126.61	129.30
35	BA	1355	G	C6-N1-C2	-5.38	121.87	125.10
35	BA	1593	G	O4'-C1'-N9	5.38	112.51	108.20
35	BA	1998	G	C8-N9-C4	-5.38	104.25	106.40
35	BA	2687	U	C5-C4-O4	5.38	129.13	125.90
1	AA	73	G	N7-C8-N9	5.38	115.79	113.10
17	AQ	25	ARG	NE-CZ-NH2	-5.38	117.61	120.30
31	B6	17	LYS	N-CA-C	-5.38	96.47	111.00
35	BA	1381	G	C4'-C3'-C2'	-5.38	97.22	102.60
35	BA	1816	G	N7-C8-N9	-5.38	110.41	113.10
35	BA	2075	U	C2-N3-C4	-5.38	123.77	127.00
35	BA	2527	C	C5'-C4'-O4'	5.38	115.56	109.10

Continued on next page...

Continued from previous page...

Mol	Chain	Res	Type	Atoms	Z	Observed(°)	Ideal(°)
1	AA	576	G	C5-C6-N1	5.38	114.19	111.50
1	AA	1112	C	C5-C4-N4	5.38	123.97	120.20
35	BA	226	G	N1-C2-N3	-5.38	120.67	123.90
35	BA	342	G	N1-C2-N3	-5.38	120.67	123.90
35	BA	899	A	N3-C4-C5	-5.38	123.03	126.80
35	BA	1031	G	O4'-C1'-N9	-5.38	103.90	108.20
35	BA	1458	C	C5-C6-N1	-5.38	118.31	121.00
35	BA	1916	A	O4'-C1'-N9	-5.38	103.90	108.20
35	BA	2142	C	N3-C4-C5	5.38	124.05	121.90
35	BA	2543	G	C5-C6-N1	-5.38	108.81	111.50
35	BA	2606	C	O4'-C4'-C3'	-5.38	98.62	104.00
1	AA	449	C	C5'-C4'-O4'	5.38	115.55	109.10
1	AA	650	G	C5-C6-O6	5.38	131.83	128.60
1	AA	707	C	C3'-C2'-C1'	5.38	105.80	101.50
1	AA	795	C	N3-C4-C5	-5.38	119.75	121.90
1	AA	1524	C	N3-C4-C5	-5.38	119.75	121.90
8	AH	122	ARG	NE-CZ-NH2	5.38	122.99	120.30
21	AU	24	ARG	NE-CZ-NH2	-5.38	117.61	120.30
26	B1	21	ARG	NE-CZ-NH1	-5.38	117.61	120.30
35	BA	357	A	O4'-C1'-N9	-5.38	103.90	108.20
35	BA	535	C	C5-C4-N4	-5.38	116.44	120.20
35	BA	1309	G	C5-C6-O6	-5.38	125.37	128.60
35	BA	1437	C	C5'-C4'-O4'	-5.38	102.65	109.10
35	BA	2673	G	C6-N1-C2	5.38	128.33	125.10
35	BA	2772	C	N1-C2-O2	5.38	122.13	118.90
35	BA	2822	G	C5-C6-O6	5.38	131.82	128.60
1	AA	1347	G	O4'-C1'-N9	5.38	112.50	108.20
35	BA	55	G	C8-N9-C4	-5.38	104.25	106.40
35	BA	543	C	N3-C4-C5	5.38	124.05	121.90
35	BA	945	A	N1-C6-N6	5.38	121.83	118.60
35	BA	2486	G	O4'-C4'-C3'	-5.38	98.62	104.00
35	BA	2530	A	C5-C6-N1	-5.38	115.01	117.70
48	BQ	59	ARG	NE-CZ-NH2	-5.38	117.61	120.30
1	AA	28	G	N3-C2-N2	-5.37	116.14	119.90
1	AA	121	C	N3-C4-N4	-5.37	114.24	118.00
1	AA	726	C	N1-C1'-C2'	-5.37	106.09	112.00
1	AA	1308	U	C2-N3-C4	-5.37	123.78	127.00
35	BA	467	G	O4'-C4'-C3'	-5.37	98.63	104.00
35	BA	800	A	C5-C6-N6	5.37	128.00	123.70
35	BA	897	C	C6-N1-C2	-5.37	118.15	120.30
35	BA	1523	U	N3-C4-C5	-5.37	111.38	114.60
35	BA	1636	C	C6-N1-C2	5.37	122.45	120.30

Continued on next page...

Continued from previous page...

Mol	Chain	Res	Type	Atoms	Z	Observed(°)	Ideal(°)
35	BA	1884	A	C4-C5-N7	5.37	113.39	110.70
35	BA	1921	G	C1'-O4'-C4'	-5.37	105.60	109.90
1	AA	298	A	C1'-O4'-C4'	5.37	114.20	109.90
35	BA	1057	A	N1-C2-N3	5.37	131.99	129.30
35	BA	1478	G	N1-C6-O6	5.37	123.12	119.90
35	BA	2443	C	C5-C6-N1	-5.37	118.31	121.00
35	BA	2506	U	N1-C1'-C2'	5.37	120.98	114.00
36	BB	112	U	C3'-C2'-C1'	5.37	105.80	101.50
1	AA	202	U	C5'-C4'-C3'	-5.37	107.41	116.00
1	AA	872	A	O4'-C1'-N9	5.37	112.50	108.20
35	BA	1358	G	C4-C5-N7	5.37	112.95	110.80
35	BA	1448	G	N9-C4-C5	5.37	107.55	105.40
35	BA	1613	G	N1-C2-N2	5.37	121.03	116.20
35	BA	1648	C	O4'-C1'-N1	-5.37	103.90	108.20
1	AA	515	G	C1'-O4'-C4'	-5.37	105.61	109.90
1	AA	947	G	C6-C5-N7	5.37	133.62	130.40
1	AA	1284	C	N1-C2-N3	-5.37	115.44	119.20
1	AA	1498	U	C6-N1-C2	-5.37	117.78	121.00
22	AV	73	A	C4-C5-C6	-5.37	114.32	117.00
35	BA	567	A	O4'-C1'-N9	5.37	112.50	108.20
35	BA	647	G	C4-N9-C1'	5.37	133.48	126.50
35	BA	1435	G	C5-C6-N1	-5.37	108.82	111.50
35	BA	1536	C	O4'-C1'-N1	-5.37	103.91	108.20
35	BA	2287	A	N7-C8-N9	-5.37	111.12	113.80
35	BA	2757	A	C5-N7-C8	5.37	106.58	103.90
1	AA	542	G	N7-C8-N9	5.37	115.78	113.10
35	BA	1626	G	C8-N9-C4	5.37	108.55	106.40
1	AA	1066	C	N1-C2-O2	-5.37	115.68	118.90
1	AA	1080	A	C6-N1-C2	5.37	121.82	118.60
22	AV	31	G	N3-C4-N9	-5.37	122.78	126.00
35	BA	54	G	C5-C6-O6	5.37	131.82	128.60
35	BA	599	G	C8-N9-C4	-5.37	104.25	106.40
35	BA	1029	A	C4-C5-C6	5.37	119.68	117.00
35	BA	1586	A	N1-C6-N6	5.37	121.82	118.60
35	BA	1652	A	N1-C2-N3	-5.37	126.62	129.30
35	BA	1711	C	N3-C4-N4	5.37	121.76	118.00
35	BA	2131	G	C4-C5-N7	5.37	112.95	110.80
35	BA	2624	G	C2-N3-C4	-5.37	109.22	111.90
1	AA	637	G	C8-N9-C4	-5.36	104.25	106.40
20	AT	64	ASP	CB-CG-OD2	-5.36	113.47	118.30
35	BA	336	C	C1'-O4'-C4'	-5.36	105.61	109.90
35	BA	601	C	C5-C4-N4	5.36	123.95	120.20

Continued on next page...

Continued from previous page...

Mol	Chain	Res	Type	Atoms	Z	Observed(°)	Ideal(°)
35	BA	871	U	C5-C6-N1	-5.36	120.02	122.70
35	BA	1214	A	O4'-C1'-N9	-5.36	103.91	108.20
35	BA	1338	G	C5-N7-C8	-5.36	101.62	104.30
35	BA	1410	G	N9-C4-C5	-5.36	103.25	105.40
35	BA	2207	G	C5-C6-N1	-5.36	108.82	111.50
35	BA	2608	G	C5-N7-C8	5.36	106.98	104.30
35	BA	2836	U	C5-C6-N1	-5.36	120.02	122.70
48	BQ	135	ASP	CB-CG-OD2	-5.36	113.47	118.30
22	AV	68	C	N1-C2-O2	5.36	122.12	118.90
35	BA	1807	G	N1-C2-N2	-5.36	111.37	116.20
1	AA	272	C	C6-N1-C2	-5.36	118.16	120.30
1	AA	285	G	N9-C4-C5	5.36	107.54	105.40
1	AA	461	A	N1-C2-N3	-5.36	126.62	129.30
1	AA	828	A	C5-C6-N1	5.36	120.38	117.70
1	AA	1284	C	C6-N1-C2	5.36	122.44	120.30
35	BA	271(L)	U	C6-N1-C2	-5.36	117.78	121.00
35	BA	353	G	N1-C2-N3	-5.36	120.68	123.90
35	BA	419	C	C2-N3-C4	-5.36	117.22	119.90
35	BA	1429	G	C5-C6-N1	5.36	114.18	111.50
35	BA	2140	C	C1'-O4'-C4'	-5.36	105.61	109.90
35	BA	2406	U	O4'-C1'-N1	-5.36	103.91	108.20
51	BT	115	ARG	NE-CZ-NH2	5.36	122.98	120.30
22	AV	17(A)	U	N1-C1'-C2'	5.36	120.97	114.00
35	BA	1697	G	N7-C8-N9	5.36	115.78	113.10
35	BA	2051	A	N1-C6-N6	5.36	121.81	118.60
35	BA	2067	G	C6-N1-C2	5.36	128.32	125.10
36	BB	41	U	N3-C2-O2	-5.36	118.45	122.20
36	BB	108	U	N1-C2-O2	5.36	126.55	122.80
1	AA	393	A	N1-C2-N3	-5.36	126.62	129.30
1	AA	1049	U	O4'-C1'-C2'	5.36	112.42	107.60
1	AA	1314	C	C5'-C4'-O4'	-5.36	102.67	109.10
22	AV	43	A	C4-C5-N7	-5.36	108.02	110.70
35	BA	210	C	C5'-C4'-O4'	5.36	115.53	109.10
35	BA	821	A	N1-C6-N6	5.36	121.81	118.60
35	BA	1139	G	N1-C6-O6	-5.36	116.69	119.90
35	BA	1156	A	C2-N3-C4	-5.36	107.92	110.60
35	BA	1227	G	N1-C6-O6	-5.36	116.69	119.90
35	BA	1369	G	N1-C2-N2	-5.36	111.38	116.20
35	BA	1442	G	N9-C4-C5	5.36	107.54	105.40
35	BA	1666	G	N9-C4-C5	5.36	107.54	105.40
35	BA	2017	U	N1-C2-O2	5.36	126.55	122.80
1	AA	63	C	N3-C4-C5	5.36	124.04	121.90

Continued on next page...

Continued from previous page...

Mol	Chain	Res	Type	Atoms	Z	Observed(°)	Ideal(°)
1	AA	154	C	N1-C2-O2	5.36	122.11	118.90
1	AA	950	U	O4'-C1'-N1	-5.36	103.92	108.20
1	AA	1383	C	C5-C6-N1	5.36	123.68	121.00
35	BA	978	G	OP1-P-O3'	5.36	116.98	105.20
35	BA	2103	C	C1'-O4'-C4'	-5.36	105.62	109.90
35	BA	2709	G	C5-C6-O6	-5.36	125.39	128.60
35	BA	2834	G	N3-C4-C5	-5.36	125.92	128.60
1	AA	587	G	C4'-C3'-C2'	5.35	107.95	102.60
35	BA	607	U	C6-N1-C2	-5.35	117.79	121.00
35	BA	1747(A)	G	C4-C5-N7	-5.35	108.66	110.80
35	BA	2627	G	N3-C4-C5	-5.35	125.92	128.60
1	AA	1035	A	N1-C2-N3	5.35	131.98	129.30
1	AA	1206	G	C5-N7-C8	-5.35	101.62	104.30
1	AA	1426	C	N3-C2-O2	5.35	125.65	121.90
35	BA	518	G	C5-C6-O6	5.35	131.81	128.60
35	BA	520	G	C8-N9-C4	-5.35	104.26	106.40
35	BA	1012	U	N1-C2-O2	-5.35	119.05	122.80
35	BA	1054	A	C8-N9-C4	-5.35	103.66	105.80
35	BA	1447	G	C5-N7-C8	5.35	106.97	104.30
1	AA	839	U	O5'-P-OP1	-5.35	100.89	105.70
1	AA	917	G	C6-C5-N7	5.35	133.61	130.40
1	AA	1151	A	C4-C5-N7	-5.35	108.03	110.70
1	AA	1344	C	C2-N3-C4	-5.35	117.22	119.90
1	AA	1391	U	N3-C4-O4	-5.35	115.66	119.40
1	AA	1457	G	O4'-C1'-N9	5.35	112.48	108.20
35	BA	1497	U	C5-C4-O4	-5.35	122.69	125.90
35	BA	1658	C	C1'-O4'-C4'	5.35	114.18	109.90
35	BA	1683	C	N3-C4-C5	5.35	124.04	121.90
35	BA	1950	G	C4-C5-N7	-5.35	108.66	110.80
35	BA	2643	G	N3-C2-N2	-5.35	116.16	119.90
1	AA	262	A	N9-C4-C5	5.35	107.94	105.80
1	AA	262	A	C6-C5-N7	5.35	136.04	132.30
1	AA	506	G	C5-C6-N1	-5.35	108.83	111.50
1	AA	1290	G	C5-N7-C8	-5.35	101.63	104.30
17	AQ	63	ARG	NE-CZ-NH1	5.35	122.97	120.30
35	BA	777	A	C5-C6-N1	-5.35	115.03	117.70
1	AA	514	C	O4'-C1'-N1	-5.35	103.92	108.20
35	BA	389	G	C5-C6-N1	5.35	114.17	111.50
35	BA	602	G	C6-C5-N7	-5.35	127.19	130.40
35	BA	1025	G	C5-C6-O6	5.35	131.81	128.60
35	BA	1332	G	N7-C8-N9	-5.35	110.43	113.10
35	BA	2618	G	C6-N1-C2	5.35	128.31	125.10

Continued on next page...

Continued from previous page...

Mol	Chain	Res	Type	Atoms	Z	Observed(°)	Ideal(°)
1	AA	1005	A	C5-N7-C8	5.34	106.57	103.90
1	AA	1469	G	C4-C5-N7	5.34	112.94	110.80
24	AY	300	GLU	OE1-CD-OE2	-5.34	116.89	123.30
35	BA	2289	G	C6-N1-C2	-5.34	121.89	125.10
35	BA	2703	C	C5-C6-N1	-5.34	118.33	121.00
36	BB	39	A	C5-C6-N6	5.34	127.97	123.70
1	AA	613	C	C4-C5-C6	5.34	120.07	117.40
35	BA	633	A	C6-C5-N7	-5.34	128.56	132.30
35	BA	948	G	C5-N7-C8	5.34	106.97	104.30
35	BA	1757	U	C1'-O4'-C4'	-5.34	105.63	109.90
35	BA	2401	U	C2-N3-C4	5.34	130.21	127.00
1	AA	359	U	C5-C6-N1	-5.34	120.03	122.70
1	AA	660	G	N1-C2-N2	5.34	121.01	116.20
1	AA	669	U	N3-C2-O2	5.34	125.94	122.20
1	AA	709	G	N9-C1'-C2'	-5.34	106.12	112.00
35	BA	128	C	C2-N3-C4	5.34	122.57	119.90
35	BA	272(H)	C	N3-C2-O2	-5.34	118.16	121.90
35	BA	510	C	C6-N1-C2	-5.34	118.16	120.30
35	BA	1024	G	C4-C5-N7	5.34	112.94	110.80
35	BA	1613	G	C5-N7-C8	5.34	106.97	104.30
35	BA	2100	G	C8-N9-C4	5.34	108.54	106.40
35	BA	2513	G	N3-C4-N9	5.34	129.21	126.00
35	BA	2786	U	N3-C2-O2	-5.34	118.46	122.20
1	AA	219	C	P-O5'-C5'	5.34	129.44	120.90
1	AA	1253	G	N7-C8-N9	-5.34	110.43	113.10
35	BA	199	A	C2-N3-C4	-5.34	107.93	110.60
35	BA	784	A	OP2-P-O3'	5.34	116.95	105.20
35	BA	1339	G	C5-C6-O6	-5.34	125.40	128.60
35	BA	1418	G	C5-C6-O6	-5.34	125.40	128.60
35	BA	1455	G	C5-C6-N1	-5.34	108.83	111.50
35	BA	1941	C	N3-C4-N4	-5.34	114.26	118.00
35	BA	1950	G	C5-N7-C8	5.34	106.97	104.30
35	BA	2114	A	N1-C6-N6	-5.34	115.40	118.60
35	BA	2748	A	C5-C6-N6	5.34	127.97	123.70
35	BA	2765	A	C2-N3-C4	5.34	113.27	110.60
1	AA	386	C	N3-C2-O2	5.34	125.64	121.90
29	B4	48	ARG	NE-CZ-NH1	5.34	122.97	120.30
35	BA	523	C	C4-C5-C6	5.34	120.07	117.40
35	BA	772	C	C5-C4-N4	-5.34	116.46	120.20
35	BA	1243	G	C4-C5-N7	5.34	112.94	110.80
52	BU	61	TRP	CD1-NE1-CE2	-5.34	104.20	109.00
1	AA	161	A	C5-C6-N6	-5.34	119.43	123.70

Continued on next page...

Continued from previous page...

Mol	Chain	Res	Type	Atoms	Z	Observed(°)	Ideal(°)
1	AA	619	U	N1-C2-N3	-5.34	111.70	114.90
1	AA	1433	A	C8-N9-C4	-5.34	103.67	105.80
13	AM	3	ARG	NE-CZ-NH2	-5.34	117.63	120.30
15	AO	69	TYR	CB-CG-CD1	5.34	124.20	121.00
35	BA	622	G	N9-C4-C5	5.34	107.53	105.40
35	BA	1826	G	N3-C2-N2	-5.34	116.16	119.90
38	BD	239	ARG	NE-CZ-NH2	5.34	122.97	120.30
1	AA	1369	C	C5-C4-N4	5.33	123.93	120.20
35	BA	250	G	C4-C5-N7	-5.33	108.67	110.80
35	BA	898	C	N3-C4-C5	5.33	124.03	121.90
35	BA	1536	C	N3-C4-N4	-5.33	114.27	118.00
35	BA	2848	G	N1-C6-O6	-5.33	116.70	119.90
1	AA	238	G	C6-C5-N7	-5.33	127.20	130.40
1	AA	714	G	C4-C5-N7	-5.33	108.67	110.80
1	AA	1287	A	N7-C8-N9	-5.33	111.13	113.80
1	AA	1378	C	N3-C4-C5	5.33	124.03	121.90
23	AX	18	G	C8-N9-C4	-5.33	104.27	106.40
35	BA	266	G	N9-C4-C5	-5.33	103.27	105.40
35	BA	422	A	N1-C2-N3	-5.33	126.63	129.30
35	BA	476	G	N9-C4-C5	-5.33	103.27	105.40
35	BA	1534	U	O4'-C1'-N1	-5.33	103.93	108.20
43	BK	76	TYR	CD1-CE1-CZ	-5.33	115.00	119.80
1	AA	106	C	O3'-P-O5'	-5.33	93.87	104.00
1	AA	1069	C	C5-C4-N4	5.33	123.93	120.20
1	AA	1423	G	N7-C8-N9	-5.33	110.44	113.10
24	AY	568	TYR	CB-CG-CD2	5.33	124.20	121.00
35	BA	1176	G	C8-N9-C4	5.33	108.53	106.40
35	BA	1177	A	N1-C6-N6	-5.33	115.40	118.60
35	BA	1510	G	C5-N7-C8	5.33	106.97	104.30
35	BA	2287	A	C6-C5-N7	-5.33	128.57	132.30
1	AA	198	G	C6-N1-C2	5.33	128.30	125.10
35	BA	1897	G	N3-C4-N9	5.33	129.20	126.00
1	AA	1423	G	C8-N9-C4	5.33	108.53	106.40
1	AA	1491	G	C8-N9-C4	-5.33	104.27	106.40
35	BA	205	G	C1'-O4'-C4'	5.33	114.16	109.90
35	BA	1097	U	C3'-C2'-C1'	5.33	105.76	101.50
35	BA	1643	G	N3-C4-N9	-5.33	122.80	126.00
35	BA	2360	A	N9-C4-C5	-5.33	103.67	105.80
36	BB	5	C	N1-C2-N3	5.33	122.93	119.20
1	AA	104	G	C6-N1-C2	5.33	128.30	125.10
1	AA	836	G	C5-N7-C8	5.33	106.96	104.30
1	AA	1254	C	N3-C4-C5	-5.33	119.77	121.90

Continued on next page...

Continued from previous page...

Mol	Chain	Res	Type	Atoms	Z	Observed(°)	Ideal(°)
35	BA	841	A	C5-N7-C8	-5.33	101.24	103.90
36	BB	39	A	C6-C5-N7	-5.33	128.57	132.30
1	AA	70	G	C8-N9-C4	5.33	108.53	106.40
1	AA	528	C	C2-N3-C4	-5.33	117.24	119.90
1	AA	591	U	C5-C6-N1	5.33	125.36	122.70
1	AA	1414	U	O4'-C1'-N1	5.33	112.46	108.20
1	AA	1434	A	C4-C5-C6	-5.33	114.34	117.00
22	AV	42	G	C5'-C4'-O4'	5.33	115.49	109.10
35	BA	864	G	N3-C2-N2	5.33	123.63	119.90
35	BA	2316	C	C5-C6-N1	-5.33	118.34	121.00
35	BA	2329	G	C4-C5-N7	-5.33	108.67	110.80
35	BA	2833	G	O4'-C1'-N9	-5.33	103.94	108.20
1	AA	299	G	C4-C5-C6	5.32	121.99	118.80
1	AA	415	A	O4'-C1'-N9	5.32	112.46	108.20
1	AA	423	G	C5-N7-C8	5.32	106.96	104.30
1	AA	877	C	N3-C2-O2	5.32	125.63	121.90
1	AA	1006	C	C5-C6-N1	-5.32	118.34	121.00
35	BA	206	U	C4-C5-C6	5.32	122.89	119.70
35	BA	271	A	C2-N3-C4	-5.32	107.94	110.60
35	BA	825	C	N3-C2-O2	-5.32	118.17	121.90
35	BA	1960	A	C5-C6-N1	-5.32	115.04	117.70
35	BA	2173	A	N1-C6-N6	5.32	121.80	118.60
35	BA	2509	G	C5-C6-O6	-5.32	125.41	128.60
1	AA	1023	G	C5-C6-O6	-5.32	125.41	128.60
18	AR	32	ARG	NE-CZ-NH2	-5.32	117.64	120.30
35	BA	545	C	N3-C4-C5	-5.32	119.77	121.90
35	BA	988	A	C6-C5-N7	-5.32	128.57	132.30
35	BA	1011	G	C2-N3-C4	5.32	114.56	111.90
35	BA	1450(A)	C	C5-C6-N1	5.32	123.66	121.00
35	BA	2126	A	C4-C5-C6	5.32	119.66	117.00
35	BA	2697	G	C4-C5-N7	-5.32	108.67	110.80
43	BK	65	PHE	CB-CG-CD2	-5.32	117.08	120.80
1	AA	487	A	C6-N1-C2	5.32	121.79	118.60
1	AA	1273	G	C2-N3-C4	5.32	114.56	111.90
1	AA	1333	A	C5-N7-C8	5.32	106.56	103.90
1	AA	1410	G	N7-C8-N9	5.32	115.76	113.10
35	BA	707	G	N7-C8-N9	5.32	115.76	113.10
35	BA	1718	G	C2-N3-C4	-5.32	109.24	111.90
35	BA	2418	A	C2-N3-C4	-5.32	107.94	110.60
35	BA	2514	U	C6-N1-C2	-5.32	117.81	121.00
51	BT	80	SER	N-CA-C	5.32	125.36	111.00
1	AA	1215	G	N1-C2-N3	5.32	127.09	123.90

Continued on next page...

Continued from previous page...

Mol	Chain	Res	Type	Atoms	Z	Observed(°)	Ideal(°)
35	BA	744	G	N1-C6-O6	-5.32	116.71	119.90
35	BA	843	G	C5-C6-N1	5.32	114.16	111.50
35	BA	1174	A	N1-C2-N3	5.32	131.96	129.30
35	BA	1789	A	C4-C5-C6	-5.32	114.34	117.00
1	AA	903	G	N1-C2-N3	5.32	127.09	123.90
1	AA	1232	U	C5-C4-O4	-5.32	122.71	125.90
1	AA	1466	C	C4-C5-C6	-5.32	114.74	117.40
24	AY	78	ARG	NE-CZ-NH1	5.32	122.96	120.30
35	BA	841	A	C4-C5-C6	5.32	119.66	117.00
35	BA	1106	G	N7-C8-N9	-5.32	110.44	113.10
35	BA	1435	G	N3-C2-N2	-5.32	116.18	119.90
35	BA	1855	G	C6-C5-N7	5.32	133.59	130.40
35	BA	2339	G	N9-C4-C5	5.32	107.53	105.40
36	BB	51	G	N1-C6-O6	-5.32	116.71	119.90
1	AA	736	C	C6-N1-C2	5.32	122.43	120.30
1	AA	859	A	N9-C4-C5	5.32	107.93	105.80
1	AA	1266	G	N9-C4-C5	5.32	107.53	105.40
1	AA	1490	C	N3-C4-C5	-5.32	119.77	121.90
1	AA	1494	G	N1-C2-N3	-5.32	120.71	123.90
35	BA	667	U	N3-C2-O2	5.32	125.92	122.20
35	BA	723	G	N7-C8-N9	-5.32	110.44	113.10
35	BA	1615	C	N1-C2-N3	-5.32	115.48	119.20
35	BA	2274	A	C5'-C4'-O4'	-5.32	102.72	109.10
35	BA	2813	A	N7-C8-N9	-5.32	111.14	113.80
1	AA	1268	A	C8-N9-C4	-5.31	103.67	105.80
1	AA	1469	G	N1-C2-N2	5.31	120.98	116.20
35	BA	92	A	C2-N3-C4	-5.31	107.94	110.60
35	BA	354	G	N3-C2-N2	5.31	123.62	119.90
35	BA	419	C	C4-C5-C6	-5.31	114.74	117.40
35	BA	852	G	C1'-O4'-C4'	5.31	114.15	109.90
35	BA	1237	A	N9-C1'-C2'	5.31	120.91	114.00
35	BA	1601	G	C8-N9-C4	5.31	108.53	106.40
35	BA	2109	U	C2-N3-C4	-5.31	123.81	127.00
35	BA	2680	C	N3-C4-C5	5.31	124.03	121.90
1	AA	446	G	C6-N1-C2	-5.31	121.91	125.10
1	AA	1222	G	N3-C2-N2	-5.31	116.18	119.90
1	AA	1254	C	O4'-C1'-N1	-5.31	103.95	108.20
3	AC	14	ILE	CA-CB-CG1	-5.31	100.91	111.00
11	AK	96	ARG	NE-CZ-NH2	-5.31	117.64	120.30
35	BA	346	A	C5-C6-N6	-5.31	119.45	123.70
35	BA	1719	G	N1-C2-N3	-5.31	120.71	123.90
35	BA	2379	G	N7-C8-N9	-5.31	110.44	113.10

Continued on next page...

Continued from previous page...

Mol	Chain	Res	Type	Atoms	Z	Observed(°)	Ideal(°)
35	BA	2877	G	C5'-C4'-C3'	-5.31	107.50	116.00
1	AA	149	A	N9-C4-C5	-5.31	103.68	105.80
1	AA	1521	G	N3-C4-N9	-5.31	122.81	126.00
35	BA	2529	G	N7-C8-N9	-5.31	110.44	113.10
1	AA	1070	U	C6-N1-C2	5.31	124.19	121.00
1	AA	1072	G	N3-C4-N9	5.31	129.19	126.00
1	AA	1096	C	C2-N1-C1'	5.31	124.64	118.80
1	AA	1348	U	C5-C6-N1	-5.31	120.05	122.70
35	BA	241	A	C2-N3-C4	-5.31	107.95	110.60
35	BA	467	G	C2-N3-C4	5.31	114.56	111.90
35	BA	614(B)	G	O5'-P-OP2	-5.31	100.92	105.70
35	BA	958	U	N1-C2-N3	-5.31	111.72	114.90
35	BA	1876	A	N9-C4-C5	-5.31	103.68	105.80
35	BA	2525	G	N1-C2-N2	-5.31	111.42	116.20
39	BE	111	ARG	NE-CZ-NH2	5.31	122.95	120.30
1	AA	585	G	C6-C5-N7	-5.31	127.22	130.40
1	AA	905	U	C5-C6-N1	5.31	125.35	122.70
1	AA	1290	G	C5'-C4'-O4'	5.31	115.47	109.10
35	BA	211	A	C2-N3-C4	5.31	113.25	110.60
35	BA	867	C	C1'-O4'-C4'	5.31	114.15	109.90
35	BA	1191	G	N1-C2-N2	5.31	120.98	116.20
35	BA	1237	A	C6-N1-C2	-5.31	115.42	118.60
35	BA	1242	A	C4-C5-C6	5.31	119.65	117.00
35	BA	1256	G	C2-N3-C4	5.31	114.55	111.90
35	BA	1436	G	N9-C4-C5	5.31	107.52	105.40
35	BA	1445	A	C5'-C4'-C3'	-5.31	107.51	116.00
35	BA	1511	C	N3-C4-N4	-5.31	114.28	118.00
35	BA	2724	C	C6-N1-C2	5.31	122.42	120.30
51	BT	14	TYR	CB-CG-CD1	-5.31	117.81	121.00
1	AA	923	A	N1-C2-N3	-5.31	126.65	129.30
35	BA	186	G	C4-C5-N7	-5.31	108.68	110.80
35	BA	333	G	C3'-C2'-C1'	5.31	105.75	101.50
35	BA	778	G	N1-C6-O6	-5.31	116.72	119.90
35	BA	862	G	C1'-O4'-C4'	-5.31	105.66	109.90
35	BA	1324	G	N3-C4-C5	-5.31	125.95	128.60
35	BA	1349	A	N1-C2-N3	5.31	131.95	129.30
35	BA	1948	G	C6-N1-C2	-5.31	121.92	125.10
35	BA	2794	C	N1-C2-O2	5.31	122.08	118.90
1	AA	189(L)	G	O5'-C5'-C4'	-5.30	101.62	111.70
1	AA	318	G	N3-C4-N9	-5.30	122.82	126.00
1	AA	356	A	C3'-C2'-C1'	5.30	105.74	101.50
1	AA	419	C	C6-N1-C2	5.30	122.42	120.30

Continued on next page...

Continued from previous page...

Mol	Chain	Res	Type	Atoms	Z	Observed(°)	Ideal(°)
21	AU	21	TYR	CG-CD2-CE2	5.30	125.54	121.30
35	BA	145	G	C6-N1-C2	-5.30	121.92	125.10
35	BA	264	C	N3-C4-C5	5.30	124.02	121.90
35	BA	588	U	C5-C4-O4	-5.30	122.72	125.90
35	BA	960	A	N1-C6-N6	-5.30	115.42	118.60
35	BA	1232	G	C2-N3-C4	-5.30	109.25	111.90
35	BA	2272	U	C2-N3-C4	5.30	130.18	127.00
35	BA	2328	A	C2-N3-C4	-5.30	107.95	110.60
35	BA	2569	G	O4'-C1'-N9	-5.30	103.96	108.20
35	BA	2587	A	C2-N3-C4	-5.30	107.95	110.60
35	BA	2659	G	N9-C4-C5	5.30	107.52	105.40
35	BA	2762	G	C5-C6-O6	5.30	131.78	128.60
1	AA	958	A	N9-C4-C5	-5.30	103.68	105.80
1	AA	1010	G	N3-C4-C5	5.30	131.25	128.60
35	BA	2080	G	C6-N1-C2	-5.30	121.92	125.10
35	BA	2283	C	N1-C2-O2	-5.30	115.72	118.90
35	BA	2428	G	C2-N3-C4	5.30	114.55	111.90
35	BA	2808	U	N3-C4-C5	5.30	117.78	114.60
1	AA	592	G	C5'-C4'-O4'	5.30	115.46	109.10
1	AA	1251	A	C5-C6-N6	5.30	127.94	123.70
1	AA	1398	A	C5'-C4'-C3'	-5.30	107.52	116.00
35	BA	338	G	C5-C6-O6	5.30	131.78	128.60
35	BA	357	A	C6-C5-N7	-5.30	128.59	132.30
35	BA	614(A)	U	C2-N3-C4	-5.30	123.82	127.00
35	BA	852	G	C4-C5-N7	5.30	112.92	110.80
35	BA	1000	A	C6-C5-N7	5.30	136.01	132.30
35	BA	1962	C	C5'-C4'-C3'	-5.30	107.52	116.00
35	BA	2101	G	N1-C6-O6	-5.30	116.72	119.90
35	BA	2603	G	C1'-O4'-C4'	-5.30	105.66	109.90
35	BA	2661	G	N1-C6-O6	-5.30	116.72	119.90
35	BA	2842	G	C5-N7-C8	-5.30	101.65	104.30
47	BP	41	ARG	N-CA-C	-5.30	96.69	111.00
1	AA	132	C	N3-C4-C5	5.30	124.02	121.90
1	AA	335	C	N1-C2-O2	-5.30	115.72	118.90
1	AA	434	U	C5-C6-N1	-5.30	120.05	122.70
1	AA	723	U	N3-C4-C5	5.30	117.78	114.60
1	AA	926	G	C2-N3-C4	5.30	114.55	111.90
1	AA	1015	A	C3'-C2'-C1'	-5.30	97.26	101.50
1	AA	1381	U	C5'-C4'-O4'	5.30	115.46	109.10
22	AV	70	G	N3-C4-C5	5.30	131.25	128.60
35	BA	152	G	C5-C6-N1	5.30	114.15	111.50
35	BA	271(V)	G	C2-N3-C4	-5.30	109.25	111.90

Continued on next page...

Continued from previous page...

Mol	Chain	Res	Type	Atoms	Z	Observed(°)	Ideal(°)
35	BA	457	A	C8-N9-C4	-5.30	103.68	105.80
35	BA	1508	A	C6-C5-N7	5.30	136.01	132.30
35	BA	1568	G	N9-C4-C5	-5.30	103.28	105.40
35	BA	2193	G	O4'-C1'-N9	-5.30	103.96	108.20
1	AA	260	G	C6-C5-N7	5.30	133.58	130.40
1	AA	1161	C	N3-C4-C5	5.30	124.02	121.90
1	AA	1215	G	N7-C8-N9	5.30	115.75	113.10
35	BA	1796	U	N1-C2-N3	5.30	118.08	114.90
35	BA	2673	G	O4'-C1'-N9	-5.30	103.96	108.20
36	BB	90	A	C8-N9-C4	-5.30	103.68	105.80
1	AA	55	A	C4'-C3'-C2'	-5.30	97.30	102.60
1	AA	1187	G	O4'-C1'-N9	5.30	112.44	108.20
22	AV	19	G	N9-C4-C5	-5.30	103.28	105.40
35	BA	144	C	N1-C2-O2	-5.30	115.72	118.90
35	BA	628	G	C2-N3-C4	5.30	114.55	111.90
35	BA	1304	C	N1-C2-N3	-5.30	115.49	119.20
35	BA	1418	G	C1'-O4'-C4'	-5.30	105.66	109.90
35	BA	1568	G	C8-N9-C4	5.30	108.52	106.40
35	BA	1646	C	OP1-P-O3'	5.30	116.85	105.20
35	BA	1757	U	N3-C2-O2	5.30	125.91	122.20
35	BA	2260	C	N1-C2-O2	-5.30	115.72	118.90
35	BA	2331	G	N3-C2-N2	5.30	123.61	119.90
35	BA	2448	A	N9-C1'-C2'	5.30	120.89	114.00
35	BA	2872	G	C5-N7-C8	-5.30	101.65	104.30
39	BE	160	TYR	CB-CG-CD2	-5.30	117.82	121.00
35	BA	272(I)	U	N3-C2-O2	-5.29	118.49	122.20
35	BA	701	G	N3-C2-N2	-5.29	116.19	119.90
1	AA	146	G	N1-C6-O6	-5.29	116.72	119.90
1	AA	969	A	N1-C6-N6	5.29	121.78	118.60
1	AA	1479	C	C4'-C3'-C2'	5.29	107.89	102.60
35	BA	323	G	C5-C6-N1	5.29	114.15	111.50
35	BA	1309	G	C6-C5-N7	5.29	133.58	130.40
35	BA	1323	U	N3-C2-O2	-5.29	118.50	122.20
35	BA	1647	G	O5'-P-OP1	-5.29	100.94	105.70
35	BA	1749	A	C5-C6-N1	-5.29	115.05	117.70
35	BA	2098	U	C6-N1-C2	-5.29	117.82	121.00
1	AA	203	U	N1-C1'-C2'	5.29	120.88	114.00
1	AA	227	G	C5-C6-O6	-5.29	125.42	128.60
1	AA	424	G	N3-C4-N9	5.29	129.18	126.00
1	AA	669	U	N1-C2-O2	-5.29	119.09	122.80
1	AA	1490	C	C6-N1-C2	-5.29	118.18	120.30
4	AD	66	ARG	NE-CZ-NH2	-5.29	117.65	120.30

Continued on next page...

Continued from previous page...

Mol	Chain	Res	Type	Atoms	Z	Observed(°)	Ideal(°)
35	BA	234	C	C5-C6-N1	-5.29	118.35	121.00
35	BA	350	U	O4'-C1'-N1	5.29	112.43	108.20
35	BA	574	C	N1-C1'-C2'	5.29	120.88	114.00
35	BA	959	A	C4-C5-C6	-5.29	114.35	117.00
35	BA	1022	G	C2'-C3'-O3'	5.29	122.17	113.70
35	BA	1364	G	C5'-C4'-C3'	-5.29	107.53	116.00
35	BA	1396	U	O4'-C1'-C2'	-5.29	100.51	105.80
35	BA	1582	C	C3'-C2'-C1'	5.29	105.73	101.50
35	BA	2135	A	O4'-C1'-N9	-5.29	103.97	108.20
35	BA	2315	G	N9-C4-C5	5.29	107.52	105.40
35	BA	2852	G	C6-C5-N7	-5.29	127.22	130.40
1	AA	182	U	N1-C2-O2	5.29	126.50	122.80
1	AA	231	G	O4'-C1'-N9	-5.29	103.97	108.20
35	BA	17	G	C1'-O4'-C4'	5.29	114.13	109.90
1	AA	332	G	N9-C4-C5	5.29	107.52	105.40
1	AA	676	A	C6-N1-C2	5.29	121.77	118.60
1	AA	945	G	C5-C6-O6	-5.29	125.43	128.60
22	AV	25	C	O4'-C1'-C2'	5.29	112.36	107.60
30	B5	56	LYS	C-N-CA	5.29	134.92	121.70
35	BA	251	A	C6-N1-C2	-5.29	115.43	118.60
35	BA	632	A	C5-C6-N6	5.29	127.93	123.70
35	BA	807	U	C5'-C4'-C3'	5.29	124.46	116.00
35	BA	1651	G	O4'-C1'-N9	-5.29	103.97	108.20
1	AA	557	G	C5-N7-C8	-5.29	101.66	104.30
22	AV	17	C	C2-N3-C4	-5.29	117.26	119.90
35	BA	799	G	N9-C4-C5	-5.29	103.28	105.40
35	BA	1750	G	N3-C4-N9	-5.29	122.83	126.00
1	AA	865	A	N7-C8-N9	-5.29	111.16	113.80
1	AA	983	A	C4-C5-N7	5.29	113.34	110.70
35	BA	242	G	N3-C2-N2	-5.29	116.20	119.90
35	BA	2460	U	N1-C2-N3	5.29	118.07	114.90
35	BA	2704	C	N3-C4-C5	5.29	124.01	121.90
1	AA	372	C	C5-C4-N4	-5.28	116.50	120.20
1	AA	613	C	N3-C4-N4	5.28	121.70	118.00
1	AA	1171	G	N3-C2-N2	5.28	123.60	119.90
35	BA	481	G	C6-C5-N7	-5.28	127.23	130.40
35	BA	946	G	N3-C4-N9	-5.28	122.83	126.00
35	BA	2229	C	C4-C5-C6	-5.28	114.76	117.40
35	BA	2475	C	C1'-O4'-C4'	5.28	114.13	109.90
35	BA	2631	G	C5-C6-O6	-5.28	125.43	128.60
57	BZ	49	ARG	NE-CZ-NH1	-5.28	117.66	120.30
1	AA	263	A	C2-N3-C4	5.28	113.24	110.60

Continued on next page...

Continued from previous page...

Mol	Chain	Res	Type	Atoms	Z	Observed(°)	Ideal(°)
35	BA	304	G	C6-C5-N7	-5.28	127.23	130.40
35	BA	633	A	C4-C5-C6	5.28	119.64	117.00
35	BA	946	G	N1-C6-O6	5.28	123.07	119.90
35	BA	1146	C	C5'-C4'-O4'	5.28	115.44	109.10
36	BB	12	C	N3-C4-C5	5.28	124.01	121.90
1	AA	475	G	O4'-C1'-C2'	5.28	112.35	107.60
1	AA	746	A	C6-N1-C2	5.28	121.77	118.60
1	AA	968	A	O4'-C1'-N9	-5.28	103.97	108.20
1	AA	980	C	N1-C1'-C2'	5.28	120.86	114.00
35	BA	445	C	N3-C4-C5	-5.28	119.79	121.90
35	BA	526	A	C6-N1-C2	-5.28	115.43	118.60
35	BA	743	G	C4-C5-N7	-5.28	108.69	110.80
35	BA	805	G	C5'-C4'-C3'	-5.28	107.55	116.00
35	BA	908	C	N3-C4-C5	-5.28	119.79	121.90
35	BA	1547	C	O4'-C1'-N1	5.28	112.42	108.20
1	AA	404	U	C3'-C2'-C1'	5.28	105.72	101.50
22	AV	45	G	C8-N9-C4	-5.28	104.29	106.40
1	AA	22	G	C8-N9-C4	5.28	108.51	106.40
1	AA	291	C	C6-N1-C2	5.28	122.41	120.30
1	AA	1185	G	C5-N7-C8	5.28	106.94	104.30
6	AF	28	ARG	NE-CZ-NH2	5.28	122.94	120.30
35	BA	66	C	N1-C2-O2	-5.28	115.73	118.90
35	BA	93	G	C6-C5-N7	-5.28	127.23	130.40
35	BA	195	A	N7-C8-N9	-5.28	111.16	113.80
35	BA	543	C	N3-C4-N4	-5.28	114.31	118.00
35	BA	624	C	C4-C5-C6	-5.28	114.76	117.40
35	BA	672	C	OP2-P-O3'	5.28	116.81	105.20
35	BA	738	G	C8-N9-C4	-5.28	104.29	106.40
35	BA	1123	C	N3-C2-O2	-5.28	118.21	121.90
35	BA	1244	G	N1-C6-O6	5.28	123.07	119.90
35	BA	1258	C	C6-N1-C2	5.28	122.41	120.30
35	BA	1785	A	C3'-C2'-C1'	5.28	105.72	101.50
35	BA	1792	G	C6-N1-C2	5.28	128.27	125.10
1	AA	1110	A	C4-C5-C6	-5.28	114.36	117.00
1	AA	1183	A	O4'-C1'-N9	5.28	112.42	108.20
1	AA	1262	C	C2-N3-C4	5.28	122.54	119.90
35	BA	224	G	N9-C4-C5	-5.28	103.29	105.40
35	BA	599	G	N9-C4-C5	5.28	107.51	105.40
35	BA	604	G	C2-N3-C4	-5.28	109.26	111.90
35	BA	727	A	N9-C4-C5	5.28	107.91	105.80
35	BA	1227	G	C8-N9-C4	-5.28	104.29	106.40
35	BA	2490	G	C4-C5-N7	-5.28	108.69	110.80

Continued on next page...

Continued from previous page...

Mol	Chain	Res	Type	Atoms	Z	Observed(°)	Ideal(°)
35	BA	2762	G	N1-C2-N2	5.28	120.95	116.20
36	BB	64	C	C6-N1-C2	5.28	122.41	120.30
41	BG	22	ARG	NH1-CZ-NH2	5.28	125.20	119.40
1	AA	105	G	N3-C2-N2	5.27	123.59	119.90
1	AA	433	C	N3-C4-C5	-5.27	119.79	121.90
1	AA	1373	G	C4-C5-N7	-5.27	108.69	110.80
35	BA	2152	G	N3-C2-N2	-5.27	116.21	119.90
35	BA	2778	A	C5'-C4'-O4'	-5.27	102.77	109.10
1	AA	33	A	N1-C6-N6	-5.27	115.44	118.60
1	AA	848	C	N3-C2-O2	-5.27	118.21	121.90
1	AA	947	G	N3-C4-C5	5.27	131.24	128.60
1	AA	1242	C	N1-C2-O2	-5.27	115.74	118.90
35	BA	207	A	C6-C5-N7	5.27	135.99	132.30
35	BA	738	G	N3-C4-N9	-5.27	122.84	126.00
35	BA	1212	G	C1'-O4'-C4'	-5.27	105.68	109.90
35	BA	1257	C	C5-C6-N1	-5.27	118.36	121.00
35	BA	1261	C	N3-C4-C5	5.27	124.01	121.90
35	BA	1425	G	N1-C6-O6	5.27	123.06	119.90
35	BA	1566	A	C5-N7-C8	-5.27	101.26	103.90
35	BA	1979	C	C5-C6-N1	-5.27	118.36	121.00
35	BA	2778	A	O4'-C1'-N9	5.27	112.42	108.20
36	BB	52	A	N9-C1'-C2'	5.27	120.85	114.00
1	AA	333	G	O4'-C1'-N9	-5.27	103.98	108.20
1	AA	592	G	N7-C8-N9	-5.27	110.46	113.10
35	BA	514	A	C4-C5-C6	5.27	119.64	117.00
35	BA	903	C	N1-C2-N3	5.27	122.89	119.20
35	BA	1697	G	C5-N7-C8	-5.27	101.66	104.30
1	AA	885	G	N9-C4-C5	-5.27	103.29	105.40
1	AA	1426	C	N1-C2-O2	-5.27	115.74	118.90
35	BA	84	A	C1'-O4'-C4'	-5.27	105.68	109.90
35	BA	256	A	N1-C6-N6	5.27	121.76	118.60
35	BA	271(A)	A	C6-N1-C2	-5.27	115.44	118.60
35	BA	1892	C	C6-N1-C2	-5.27	118.19	120.30
35	BA	2236	C	N3-C4-N4	5.27	121.69	118.00
35	BA	2793	G	N1-C6-O6	-5.27	116.74	119.90
1	AA	869	G	C5'-C4'-O4'	5.27	115.42	109.10
1	AA	948	C	C5-C6-N1	5.27	123.63	121.00
1	AA	1411	C	C5'-C4'-O4'	5.27	115.42	109.10
1	AA	1452	C	C4-C5-C6	-5.27	114.77	117.40
35	BA	1090	U	C2-N3-C4	-5.27	123.84	127.00
35	BA	1468	C	C5-C6-N1	-5.27	118.37	121.00
35	BA	1481	U	C3'-C2'-C1'	5.27	105.71	101.50

Continued on next page...

Continued from previous page...

Mol	Chain	Res	Type	Atoms	Z	Observed(°)	Ideal(°)
35	BA	1803	A	C4-C5-N7	-5.27	108.07	110.70
35	BA	1858	G	O4'-C1'-N9	5.27	112.41	108.20
35	BA	2300	G	N1-C2-N3	5.27	127.06	123.90
1	AA	110	C	C4-C5-C6	5.27	120.03	117.40
1	AA	482	A	O4'-C1'-N9	-5.27	103.99	108.20
35	BA	94(A)	G	N1-C6-O6	-5.27	116.74	119.90
35	BA	216	A	N7-C8-N9	-5.27	111.17	113.80
35	BA	1465	G	C8-N9-C4	5.27	108.51	106.40
1	AA	721	G	N3-C4-N9	5.26	129.16	126.00
1	AA	1156	G	N3-C2-N2	5.26	123.58	119.90
2	AB	92	TYR	CB-CG-CD1	5.26	124.16	121.00
35	BA	644	A	N7-C8-N9	-5.26	111.17	113.80
35	BA	1381	G	C6-C5-N7	-5.26	127.24	130.40
35	BA	1719	G	C6-N1-C2	5.26	128.26	125.10
35	BA	2159	G	C5-C6-N1	-5.26	108.87	111.50
35	BA	2419	U	N1-C2-N3	5.26	118.06	114.90
35	BA	2718	G	OP2-P-O3'	5.26	116.78	105.20
41	BG	77	ILE	CG1-CB-CG2	-5.26	99.82	111.40
1	AA	794	A	N7-C8-N9	-5.26	111.17	113.80
35	BA	875	G	C5-C6-O6	5.26	131.76	128.60
35	BA	1094	U	N3-C4-O4	5.26	123.08	119.40
35	BA	1097	U	C5-C6-N1	-5.26	120.07	122.70
35	BA	1318	C	O4'-C1'-N1	-5.26	103.99	108.20
35	BA	2045	C	N1-C2-O2	-5.26	115.74	118.90
51	BT	53	ARG	NE-CZ-NH1	5.26	122.93	120.30
1	AA	263	A	C4-C5-N7	5.26	113.33	110.70
1	AA	1277	C	N3-C4-C5	-5.26	119.80	121.90
1	AA	1292	U	N3-C4-O4	5.26	123.08	119.40
35	BA	56	A	N9-C4-C5	-5.26	103.70	105.80
35	BA	448	U	N1-C2-N3	5.26	118.06	114.90
35	BA	743	G	N9-C4-C5	5.26	107.50	105.40
35	BA	1312	U	N3-C4-O4	-5.26	115.72	119.40
35	BA	1676	A	O4'-C1'-N9	5.26	112.41	108.20
35	BA	2320	A	C6-N1-C2	-5.26	115.44	118.60
1	AA	300	A	N1-C2-N3	5.26	131.93	129.30
1	AA	331	G	C8-N9-C4	5.26	108.50	106.40
22	AV	39	C	C5-C6-N1	5.26	123.63	121.00
35	BA	248	G	C5-N7-C8	-5.26	101.67	104.30
35	BA	654	A	N9-C4-C5	-5.26	103.70	105.80
35	BA	981	A	C4-C5-C6	5.26	119.63	117.00
35	BA	1051	G	C6-N1-C2	-5.26	121.94	125.10
35	BA	1300	U	O4'-C1'-N1	5.26	112.41	108.20

Continued on next page...

Continued from previous page...

Mol	Chain	Res	Type	Atoms	Z	Observed(°)	Ideal(°)
35	BA	2302	G	C8-N9-C4	5.26	108.50	106.40
1	AA	640	A	C4'-C3'-C2'	-5.26	97.34	102.60
1	AA	1227	A	C3'-C2'-C1'	-5.26	97.29	101.50
35	BA	2339	G	C6-N1-C2	-5.26	121.94	125.10
35	BA	2373	G	N7-C8-N9	-5.26	110.47	113.10
1	AA	424	G	N7-C8-N9	5.26	115.73	113.10
1	AA	715	A	C1'-O4'-C4'	-5.26	105.69	109.90
1	AA	956	U	C5-C6-N1	-5.26	120.07	122.70
1	AA	1251	A	N9-C4-C5	-5.26	103.70	105.80
35	BA	676	A	C5-N7-C8	5.26	106.53	103.90
35	BA	860	U	C6-N1-C2	-5.26	117.85	121.00
35	BA	1004	C	N3-C2-O2	-5.26	118.22	121.90
35	BA	1378	A	N1-C2-N3	-5.26	126.67	129.30
35	BA	1529	G	C6-N1-C2	5.26	128.25	125.10
35	BA	1622	G	C4-C5-C6	-5.26	115.65	118.80
35	BA	1972	A	N9-C4-C5	-5.26	103.70	105.80
35	BA	2094	G	C4-C5-N7	5.26	112.90	110.80
35	BA	2487	G	C5-C6-N1	5.26	114.13	111.50
36	BB	37	C	N3-C4-C5	5.26	124.00	121.90
38	BD	230	ASP	CB-CG-OD1	-5.26	113.57	118.30
1	AA	234	C	N1-C2-O2	-5.25	115.75	118.90
1	AA	1224	G	N9-C4-C5	5.25	107.50	105.40
1	AA	1492	A	C2-N3-C4	5.25	113.23	110.60
35	BA	8	A	N7-C8-N9	-5.25	111.17	113.80
35	BA	8	A	C5-N7-C8	5.25	106.53	103.90
35	BA	933	A	O4'-C1'-N9	5.25	112.40	108.20
35	BA	1051	G	C1'-O4'-C4'	-5.25	105.70	109.90
35	BA	1851	U	N3-C4-O4	5.25	123.08	119.40
35	BA	2885	C	N3-C4-N4	5.25	121.68	118.00
1	AA	123	C	C6-N1-C2	-5.25	118.20	120.30
1	AA	791	G	N1-C6-O6	5.25	123.05	119.90
1	AA	1074	G	C6-N1-C2	-5.25	121.95	125.10
1	AA	1415	G	N3-C2-N2	-5.25	116.22	119.90
1	AA	1488	G	OP2-P-O3'	5.25	116.76	105.20
1	AA	1515	C	C4-C5-C6	5.25	120.03	117.40
22	AV	44	A	C5-N7-C8	-5.25	101.27	103.90
22	AV	65	C	N1-C2-O2	5.25	122.05	118.90
35	BA	654(N)	G	N9-C4-C5	5.25	107.50	105.40
35	BA	935	C	C5-C6-N1	-5.25	118.37	121.00
35	BA	1122	G	C1'-O4'-C4'	-5.25	105.70	109.90
35	BA	1748	G	C6-C5-N7	-5.25	127.25	130.40
35	BA	2521	C	N3-C4-C5	5.25	124.00	121.90

Continued on next page...

Continued from previous page...

Mol	Chain	Res	Type	Atoms	Z	Observed(°)	Ideal(°)
35	BA	2647	U	N3-C4-C5	-5.25	111.45	114.60
35	BA	2738	A	N1-C2-N3	5.25	131.93	129.30
36	BB	96	U	C1'-O4'-C4'	-5.25	105.70	109.90
1	AA	291	C	C5-C4-N4	5.25	123.88	120.20
1	AA	471	G	C5-C6-O6	5.25	131.75	128.60
24	AY	497	PHE	CB-CG-CD2	5.25	124.48	120.80
35	BA	109	G	O4'-C1'-C2'	5.25	112.33	107.60
35	BA	997	G	N1-C2-N3	-5.25	120.75	123.90
35	BA	1032	A	N9-C4-C5	-5.25	103.70	105.80
35	BA	1200	C	O4'-C1'-N1	5.25	112.40	108.20
35	BA	2221	G	N1-C6-O6	5.25	123.05	119.90
35	BA	2482	G	C8-N9-C4	5.25	108.50	106.40
35	BA	2716	U	C5-C6-N1	-5.25	120.08	122.70
35	BA	2814	C	N3-C2-O2	-5.25	118.22	121.90
35	BA	2849	U	O4'-C1'-N1	-5.25	104.00	108.20
1	AA	819	A	C5-C6-N6	-5.25	119.50	123.70
1	AA	1008	C	C5-C4-N4	-5.25	116.53	120.20
1	AA	1462	G	C2-N3-C4	-5.25	109.28	111.90
35	BA	298	G	C5'-C4'-O4'	-5.25	102.80	109.10
35	BA	706	A	N7-C8-N9	5.25	116.42	113.80
35	BA	950	G	N1-C2-N3	5.25	127.05	123.90
1	AA	546	G	N3-C4-C5	5.25	131.22	128.60
1	AA	725	G	C4-C5-N7	-5.25	108.70	110.80
1	AA	1033	G	C1'-O4'-C4'	5.25	114.10	109.90
2	AB	53	ARG	NE-CZ-NH1	5.25	122.92	120.30
4	AD	12	CYS	N-CA-C	-5.25	96.83	111.00
35	BA	222	A	O4'-C1'-N9	5.25	112.40	108.20
35	BA	684	G	N9-C4-C5	5.25	107.50	105.40
35	BA	723	G	N3-C4-C5	-5.25	125.98	128.60
35	BA	927	G	C3'-C2'-C1'	-5.25	97.30	101.50
35	BA	1321	A	C3'-C2'-C1'	5.25	105.70	101.50
35	BA	1361	G	C5-C6-N1	5.25	114.12	111.50
35	BA	2126	A	C5-C6-N1	-5.25	115.08	117.70
35	BA	154	G	C8-N9-C4	-5.25	104.30	106.40
35	BA	710	G	N9-C4-C5	5.25	107.50	105.40
35	BA	1625	C	C5-C6-N1	-5.25	118.38	121.00
35	BA	2023	G	O4'-C1'-N9	5.25	112.40	108.20
35	BA	2576	G	C5-C6-O6	5.25	131.75	128.60
53	BV	83	ARG	NE-CZ-NH1	-5.25	117.68	120.30
1	AA	534	U	C5'-C4'-O4'	-5.25	102.81	109.10
1	AA	617	G	N1-C2-N3	5.25	127.05	123.90
1	AA	97	G	N1-C2-N3	-5.24	120.75	123.90

Continued on next page...

Continued from previous page...

Mol	Chain	Res	Type	Atoms	Z	Observed(°)	Ideal(°)
1	AA	1402	C	N3-C4-C5	5.24	124.00	121.90
35	BA	90	U	C5-C6-N1	5.24	125.32	122.70
35	BA	324	A	C5-C6-N6	5.24	127.89	123.70
35	BA	779	U	C3'-C2'-C1'	5.24	105.69	101.50
35	BA	862	G	C5-N7-C8	5.24	106.92	104.30
35	BA	1456	G	N1-C2-N3	5.24	127.05	123.90
35	BA	1927	A	N1-C2-N3	5.24	131.92	129.30
52	BU	55	ARG	NE-CZ-NH2	-5.24	117.68	120.30
1	AA	410	G	O4'-C1'-N9	5.24	112.39	108.20
1	AA	975	A	N3-C4-C5	-5.24	123.13	126.80
1	AA	1267	C	C5-C4-N4	-5.24	116.53	120.20
1	AA	1306	A	N1-C6-N6	-5.24	115.45	118.60
35	BA	359	A	C2-N3-C4	5.24	113.22	110.60
35	BA	442	G	N3-C4-N9	-5.24	122.86	126.00
35	BA	1366	A	N9-C4-C5	5.24	107.90	105.80
35	BA	1664	A	N1-C6-N6	-5.24	115.45	118.60
35	BA	1800	C	C6-N1-C2	5.24	122.40	120.30
51	BT	68	TYR	CB-CG-CD2	-5.24	117.86	121.00
1	AA	141	A	C6-N1-C2	5.24	121.74	118.60
1	AA	436	C	C3'-C2'-C1'	5.24	105.69	101.50
1	AA	689	C	C5-C6-N1	-5.24	118.38	121.00
1	AA	828	A	C3'-C2'-C1'	-5.24	97.31	101.50
1	AA	855	G	N9-C4-C5	-5.24	103.30	105.40
22	AV	22	G	N3-C4-N9	-5.24	122.86	126.00
26	B1	71	TYR	CB-CG-CD1	5.24	124.14	121.00
35	BA	271(S)	G	N7-C8-N9	5.24	115.72	113.10
35	BA	1226	A	N1-C6-N6	-5.24	115.45	118.60
35	BA	1624	G	N7-C8-N9	-5.24	110.48	113.10
35	BA	2340	G	P-O5'-C5'	5.24	129.29	120.90
35	BA	2702	U	N1-C2-O2	5.24	126.47	122.80
52	BU	64	ARG	CD-NE-CZ	5.24	130.94	123.60
1	AA	389	A	C5-C6-N6	5.24	127.89	123.70
1	AA	608	A	C6-C5-N7	-5.24	128.63	132.30
1	AA	1133	G	C8-N9-C4	5.24	108.50	106.40
1	AA	1222	G	C5-N7-C8	-5.24	101.68	104.30
35	BA	28	A	C4-N9-C1'	5.24	135.73	126.30
35	BA	425	G	C1'-O4'-C4'	-5.24	105.71	109.90
35	BA	517	C	N3-C4-C5	-5.24	119.81	121.90
35	BA	654(H)	G	C6-C5-N7	-5.24	127.26	130.40
35	BA	787	U	C5-C4-O4	-5.24	122.76	125.90
35	BA	870	A	N1-C2-N3	5.24	131.92	129.30
35	BA	1691	C	C5-C6-N1	-5.24	118.38	121.00

Continued on next page...

Continued from previous page...

Mol	Chain	Res	Type	Atoms	Z	Observed(°)	Ideal(°)
35	BA	1921	G	N3-C2-N2	-5.24	116.23	119.90
35	BA	2069	G	C8-N9-C4	-5.24	104.30	106.40
35	BA	2176	A	O4'-C1'-N9	-5.24	104.01	108.20
35	BA	2876	G	O4'-C1'-N9	5.24	112.39	108.20
1	AA	301	G	N1-C2-N3	-5.24	120.76	123.90
1	AA	321	A	N7-C8-N9	5.24	116.42	113.80
1	AA	806	C	C5-C6-N1	5.24	123.62	121.00
10	AJ	56	HIS	N-CA-C	-5.24	96.86	111.00
22	AV	5	G	C4-C5-C6	5.24	121.94	118.80
35	BA	142(A)	C	N3-C4-C5	-5.24	119.81	121.90
35	BA	853	G	C1'-O4'-C4'	-5.24	105.71	109.90
54	BW	92	ARG	NE-CZ-NH2	-5.24	117.68	120.30
1	AA	796	C	O4'-C1'-C2'	-5.24	100.56	105.80
1	AA	1250	A	C5-C6-N1	-5.24	115.08	117.70
1	AA	1410	G	N1-C2-N2	-5.24	111.49	116.20
12	AL	33	ARG	NE-CZ-NH2	-5.24	117.68	120.30
34	B9	25	VAL	CG1-CB-CG2	-5.24	102.52	110.90
35	BA	276	A	C4-C5-C6	-5.24	114.38	117.00
35	BA	534	U	N3-C2-O2	-5.24	118.53	122.20
35	BA	1111	A	C2-N3-C4	-5.24	107.98	110.60
35	BA	2488	A	C4'-C3'-C2'	5.24	107.83	102.60
35	BA	2646	C	N3-C2-O2	-5.24	118.23	121.90
35	BA	2722	G	N9-C4-C5	5.24	107.49	105.40
1	AA	150	C	C5-C4-N4	-5.23	116.54	120.20
1	AA	242	C	C5-C6-N1	5.23	123.62	121.00
1	AA	334	C	C5-C4-N4	-5.23	116.54	120.20
1	AA	1272	G	N1-C2-N2	5.23	120.91	116.20
1	AA	1293	G	N3-C4-C5	5.23	131.22	128.60
1	AA	1467	G	C4-N9-C1'	-5.23	119.70	126.50
41	BG	21	ARG	NE-CZ-NH2	-5.23	117.68	120.30
1	AA	30	U	C4'-C3'-C2'	5.23	107.83	102.60
22	AV	51	C	C2-N3-C4	5.23	122.52	119.90
35	BA	47	C	O4'-C1'-N1	5.23	112.39	108.20
35	BA	874	G	C2-N3-C4	-5.23	109.28	111.90
35	BA	934	G	N3-C4-C5	5.23	131.22	128.60
35	BA	1088	A	C5-C6-N1	5.23	120.32	117.70
35	BA	1223	G	C5-C6-N1	-5.23	108.88	111.50
35	BA	1385	G	N9-C4-C5	5.23	107.49	105.40
35	BA	1721	G	N7-C8-N9	5.23	115.72	113.10
35	BA	2043	C	C3'-C2'-C1'	5.23	105.69	101.50
36	BB	74	U	C5-C6-N1	5.23	125.32	122.70
37	BC	214	TYR	CG-CD1-CE1	-5.23	117.11	121.30

Continued on next page...

Continued from previous page...

Mol	Chain	Res	Type	Atoms	Z	Observed(°)	Ideal(°)
1	AA	486	U	C1'-O4'-C4'	-5.23	105.72	109.90
1	AA	557	G	C2-N3-C4	5.23	114.52	111.90
1	AA	654	G	C5-N7-C8	5.23	106.92	104.30
1	AA	1344	C	N3-C4-C5	5.23	123.99	121.90
35	BA	143(A)	C	N3-C2-O2	5.23	125.56	121.90
35	BA	453	C	N1-C2-O2	-5.23	115.76	118.90
35	BA	522	G	C3'-C2'-C1'	5.23	105.68	101.50
35	BA	809	G	C3'-C2'-C1'	-5.23	97.31	101.50
35	BA	1320	C	C5-C6-N1	-5.23	118.39	121.00
35	BA	2223	G	C6-N1-C2	-5.23	121.96	125.10
36	BB	6	C	C4-C5-C6	5.23	120.02	117.40
36	BB	55	U	C5-C4-O4	5.23	129.04	125.90
1	AA	921	U	C6-N1-C2	-5.23	117.86	121.00
1	AA	946	A	O4'-C1'-C2'	5.23	112.31	107.60
35	BA	6	A	N3-C4-N9	5.23	131.58	127.40
35	BA	670	A	C6-C5-N7	5.23	135.96	132.30
35	BA	968	G	C4-C5-C6	-5.23	115.66	118.80
35	BA	1650	G	C8-N9-C1'	5.23	133.80	127.00
35	BA	1717	G	O4'-C1'-N9	-5.23	104.02	108.20
35	BA	1751	C	N3-C2-O2	-5.23	118.24	121.90
48	BQ	118	LEU	CB-CG-CD2	-5.23	102.11	111.00
1	AA	189(K)	U	C2-N3-C4	5.23	130.14	127.00
1	AA	460	G	C4-C5-N7	5.23	112.89	110.80
1	AA	796	C	O4'-C1'-N1	-5.23	104.02	108.20
35	BA	654(R)	C	C6-N1-C2	-5.23	118.21	120.30
35	BA	1311	G	C2-N3-C4	-5.23	109.29	111.90
35	BA	1603	A	C8-N9-C4	-5.23	103.71	105.80
35	BA	1791	A	C5'-C4'-C3'	-5.23	107.64	116.00
35	BA	1926	U	N1-C2-O2	5.23	126.46	122.80
35	BA	2153	G	C5-C6-N1	5.23	114.11	111.50
35	BA	645	C	N1-C2-O2	5.23	122.04	118.90
35	BA	1354	A	C6-N1-C2	5.23	121.74	118.60
35	BA	2159	G	C6-C5-N7	-5.23	127.26	130.40
35	BA	2595	G	C6-C5-N7	5.23	133.54	130.40
35	BA	2673	G	N3-C4-C5	5.23	131.21	128.60
1	AA	564	C	C5-C6-N1	5.22	123.61	121.00
1	AA	1015	A	N1-C2-N3	5.22	131.91	129.30
1	AA	1375	A	C4-C5-C6	5.22	119.61	117.00
24	AY	210	ARG	NE-CZ-NH2	-5.22	117.69	120.30
35	BA	338	G	C5-N7-C8	5.22	106.91	104.30
35	BA	341	G	N1-C2-N3	5.22	127.03	123.90
35	BA	770	G	N1-C2-N3	5.22	127.03	123.90

Continued on next page...

Continued from previous page...

Mol	Chain	Res	Type	Atoms	Z	Observed(°)	Ideal(°)
35	BA	909	A	C3'-C2'-C1'	5.22	105.68	101.50
36	BB	105	A	C5-C6-N1	-5.22	115.09	117.70
1	AA	299	G	C3'-C2'-C1'	5.22	105.68	101.50
1	AA	524	G	C2-N3-C4	5.22	114.51	111.90
1	AA	923	A	C6-C5-N7	-5.22	128.64	132.30
1	AA	1117	G	C4-C5-N7	-5.22	108.71	110.80
1	AA	1233	G	N3-C4-C5	5.22	131.21	128.60
1	AA	1408	A	C5-N7-C8	-5.22	101.29	103.90
35	BA	706	A	C4-C5-N7	-5.22	108.09	110.70
35	BA	1066	U	O4'-C1'-N1	-5.22	104.02	108.20
35	BA	1347	G	N9-C4-C5	-5.22	103.31	105.40
35	BA	2197	U	N1-C2-N3	-5.22	111.77	114.90
35	BA	2502	G	N3-C2-N2	5.22	123.56	119.90
35	BA	2572	A	N9-C4-C5	-5.22	103.71	105.80
54	BW	67	ASP	CB-CG-OD2	-5.22	113.60	118.30
1	AA	300	A	C2-N3-C4	-5.22	107.99	110.60
1	AA	937	A	N7-C8-N9	5.22	116.41	113.80
35	BA	2028	U	C1'-O4'-C4'	5.22	114.08	109.90
35	BA	2190	G	N3-C4-C5	-5.22	125.99	128.60
35	BA	2886	G	C5-N7-C8	5.22	106.91	104.30
1	AA	8	A	C4-C5-N7	-5.22	108.09	110.70
1	AA	136	C	O4'-C1'-N1	5.22	112.38	108.20
1	AA	1061	G	N1-C6-O6	5.22	123.03	119.90
1	AA	1142	G	N1-C6-O6	-5.22	116.77	119.90
22	AV	36	U	O4'-C4'-C3'	5.22	110.28	106.10
35	BA	618	C	C5-C6-N1	5.22	123.61	121.00
35	BA	967	C	C2-N3-C4	5.22	122.51	119.90
35	BA	1594	G	O4'-C1'-N9	5.22	112.38	108.20
36	BB	6	C	O4'-C1'-N1	5.22	112.38	108.20
53	BV	12	TYR	CB-CG-CD2	-5.22	117.87	121.00
1	AA	1079	G	C5-C6-O6	-5.22	125.47	128.60
5	AE	140	ARG	NE-CZ-NH2	5.22	122.91	120.30
35	BA	264	C	C4'-C3'-C2'	5.22	107.82	102.60
35	BA	532	A	N1-C2-N3	-5.22	126.69	129.30
35	BA	1699	G	C4-C5-C6	5.22	121.93	118.80
35	BA	1797	C	C6-N1-C2	5.22	122.39	120.30
35	BA	2203	U	C5'-C4'-C3'	-5.22	107.65	116.00
35	BA	2354	G	O4'-C4'-C3'	5.22	110.27	106.10
1	AA	1172	C	C5'-C4'-C3'	-5.22	107.65	116.00
1	AA	1293	G	C1'-O4'-C4'	-5.22	105.73	109.90
32	B7	21	ARG	NH1-CZ-NH2	5.22	125.14	119.40
35	BA	671	C	C5'-C4'-O4'	5.22	115.36	109.10

Continued on next page...

Continued from previous page...

Mol	Chain	Res	Type	Atoms	Z	Observed(°)	Ideal(°)
35	BA	752	A	N1-C6-N6	5.22	121.73	118.60
35	BA	785	G	O5'-P-OP1	-5.22	101.01	105.70
35	BA	932	G	C2-N3-C4	5.22	114.51	111.90
35	BA	1189	A	C2-N3-C4	-5.22	107.99	110.60
35	BA	1989	G	C1'-O4'-C4'	-5.22	105.73	109.90
35	BA	2139	C	C5-C4-N4	-5.22	116.55	120.20
1	AA	193	C	N1-C2-O2	-5.21	115.77	118.90
1	AA	722	A	C5-C6-N1	5.21	120.31	117.70
1	AA	1314	C	C4-C5-C6	5.21	120.01	117.40
1	AA	1366	C	C4'-C3'-C2'	-5.21	97.39	102.60
1	AA	1374	A	O4'-C1'-N9	-5.21	104.03	108.20
35	BA	88	G	N3-C4-N9	-5.21	122.87	126.00
35	BA	1143	A	C8-N9-C4	5.21	107.89	105.80
35	BA	1238	G	N9-C4-C5	5.21	107.49	105.40
35	BA	1305	C	C5'-C4'-O4'	5.21	115.36	109.10
35	BA	1829	A	C5'-C4'-O4'	5.21	115.36	109.10
35	BA	1852	C	O4'-C1'-N1	-5.21	104.03	108.20
35	BA	2063	C	N3-C4-N4	-5.21	114.35	118.00
35	BA	2168	G	C2-N3-C4	5.21	114.51	111.90
35	BA	2714	G	N1-C6-O6	-5.21	116.77	119.90
35	BA	2876	G	C5-C6-O6	5.21	131.73	128.60
36	BB	85	G	C5-N7-C8	-5.21	101.69	104.30
1	AA	269	C	C6-N1-C2	-5.21	118.22	120.30
1	AA	1383	C	C2-N1-C1'	5.21	124.53	118.80
35	BA	2112	G	C5-C6-O6	-5.21	125.47	128.60
1	AA	385	C	N3-C4-C5	-5.21	119.81	121.90
1	AA	1175	G	C4-C5-N7	-5.21	108.72	110.80
1	AA	1481	U	N1-C2-O2	5.21	126.45	122.80
15	AO	74	ASP	CB-CG-OD2	5.21	122.99	118.30
35	BA	151	C	C4-C5-C6	5.21	120.01	117.40
35	BA	489	G	C4-C5-N7	5.21	112.88	110.80
35	BA	751	A	O4'-C1'-C2'	5.21	112.29	107.60
35	BA	1308	A	C4-C5-C6	-5.21	114.39	117.00
35	BA	1561	G	C6-C5-N7	-5.21	127.27	130.40
35	BA	1789	A	N3-C4-C5	5.21	130.45	126.80
35	BA	1953	A	C5-C6-N1	-5.21	115.09	117.70
35	BA	2831	G	C5-N7-C8	-5.21	101.69	104.30
56	BY	86	ARG	NE-CZ-NH2	-5.21	117.69	120.30
35	BA	319	C	C5-C4-N4	-5.21	116.55	120.20
35	BA	1031	G	N3-C2-N2	-5.21	116.25	119.90
35	BA	1910	G	N1-C6-O6	-5.21	116.77	119.90
1	AA	332	G	C8-N9-C4	-5.21	104.32	106.40

Continued on next page...

Continued from previous page...

Mol	Chain	Res	Type	Atoms	Z	Observed(°)	Ideal(°)
1	AA	706	A	N7-C8-N9	-5.21	111.20	113.80
1	AA	814	A	C8-N9-C4	-5.21	103.72	105.80
1	AA	1361	G	O5'-P-OP2	5.21	116.95	110.70
1	AA	1381	U	C4-C5-C6	-5.21	116.58	119.70
35	BA	363(F)	A	C2'-C3'-O3'	5.21	122.03	113.70
35	BA	424	G	N9-C1'-C2'	-5.21	106.27	112.00
35	BA	612	C	N3-C4-C5	5.21	123.98	121.90
35	BA	720	C	C3'-C2'-C1'	-5.21	97.33	101.50
35	BA	873	G	N9-C1'-C2'	-5.21	106.27	112.00
35	BA	1379	A	N1-C2-N3	5.21	131.91	129.30
35	BA	1616	A	C6-C5-N7	-5.21	128.66	132.30
35	BA	2421	G	C6-N1-C2	5.21	128.22	125.10
1	AA	567	G	C5-C6-N1	5.21	114.10	111.50
22	AV	31	G	C8-N9-C4	5.21	108.48	106.40
35	BA	554	U	N3-C4-O4	5.21	123.05	119.40
35	BA	653	A	O4'-C1'-N9	-5.21	104.03	108.20
35	BA	761	A	C5-N7-C8	-5.21	101.30	103.90
35	BA	2142	C	O4'-C1'-C2'	5.21	112.29	107.60
35	BA	2407	G	C8-N9-C4	-5.21	104.32	106.40
35	BA	2442	C	C5-C6-N1	5.21	123.60	121.00
35	BA	2472	G	N1-C2-N3	5.21	127.02	123.90
1	AA	1432	G	C5-C6-N1	-5.21	108.90	111.50
1	AA	1463	C	O4'-C1'-N1	-5.21	104.04	108.20
35	BA	420	C	C6-N1-C1'	-5.21	114.55	120.80
35	BA	1106	G	C5-N7-C8	5.21	106.90	104.30
35	BA	1122	G	C6-C5-N7	-5.21	127.28	130.40
35	BA	2002	G	C5-C6-N1	5.21	114.10	111.50
1	AA	412	A	C6-C5-N7	5.20	135.94	132.30
1	AA	851	G	C6-N1-C2	-5.20	121.98	125.10
1	AA	1197	G	N1-C2-N3	5.20	127.02	123.90
35	BA	187	G	N1-C2-N2	5.20	120.88	116.20
35	BA	327	G	C5-C6-N1	-5.20	108.90	111.50
35	BA	470	A	N9-C4-C5	5.20	107.88	105.80
35	BA	1007	C	C1'-O4'-C4'	-5.20	105.74	109.90
35	BA	1282	U	N3-C2-O2	-5.20	118.56	122.20
35	BA	1328	G	C5-C6-O6	-5.20	125.48	128.60
35	BA	1473	G	C3'-C2'-C1'	5.20	105.66	101.50
35	BA	1747	G	C5'-C4'-C3'	-5.20	107.67	116.00
35	BA	1754	C	N1-C2-N3	-5.20	115.56	119.20
35	BA	1811	G	C4'-C3'-C2'	-5.20	97.40	102.60
35	BA	2490	G	C4-C5-C6	5.20	121.92	118.80
35	BA	2882	A	C5-N7-C8	-5.20	101.30	103.90

Continued on next page...

Continued from previous page...

Mol	Chain	Res	Type	Atoms	Z	Observed(°)	Ideal(°)
36	BB	54	G	N3-C2-N2	-5.20	116.26	119.90
35	BA	646	A	N1-C2-N3	-5.20	126.70	129.30
35	BA	857	C	C1'-O4'-C4'	-5.20	105.74	109.90
37	BC	15	VAL	CB-CA-C	-5.20	101.52	111.40
1	AA	564	C	O4'-C1'-N1	5.20	112.36	108.20
1	AA	1499	A	C2-N3-C4	5.20	113.20	110.60
35	BA	141	A	C5-C6-N6	5.20	127.86	123.70
35	BA	225	A	N7-C8-N9	-5.20	111.20	113.80
35	BA	272(C)	G	C5-C6-O6	5.20	131.72	128.60
35	BA	363(F)	A	C3'-C2'-C1'	-5.20	97.34	101.50
35	BA	450	G	N1-C6-O6	5.20	123.02	119.90
35	BA	616	G	N7-C8-N9	5.20	115.70	113.10
35	BA	671	C	C5-C4-N4	-5.20	116.56	120.20
35	BA	751	A	O5'-P-OP2	-5.20	101.02	105.70
35	BA	764	A	C5-N7-C8	-5.20	101.30	103.90
35	BA	860	U	C1'-O4'-C4'	-5.20	105.74	109.90
35	BA	1069	A	C4-C5-C6	5.20	119.60	117.00
35	BA	1206	G	N9-C4-C5	-5.20	103.32	105.40
35	BA	1316	U	C2-N3-C4	5.20	130.12	127.00
35	BA	1961	C	C3'-C2'-C1'	5.20	105.66	101.50
35	BA	2336	A	C8-N9-C4	-5.20	103.72	105.80
35	BA	2426	A	C5-C6-N1	-5.20	115.10	117.70
35	BA	2627	G	N7-C8-N9	5.20	115.70	113.10
35	BA	2864	G	N3-C4-C5	-5.20	126.00	128.60
39	BE	44	TYR	N-CA-C	5.20	125.04	111.00
1	AA	366	C	O4'-C1'-N1	5.20	112.36	108.20
1	AA	487	A	C8-N9-C4	-5.20	103.72	105.80
1	AA	622	A	C8-N9-C4	5.20	107.88	105.80
1	AA	775	G	C5'-C4'-C3'	-5.20	107.68	116.00
1	AA	779	C	N3-C2-O2	-5.20	118.26	121.90
1	AA	862	C	O4'-C1'-N1	5.20	112.36	108.20
1	AA	1370	G	N1-C2-N3	5.20	127.02	123.90
35	BA	374	A	C4-C5-C6	-5.20	114.40	117.00
35	BA	482	A	N9-C4-C5	5.20	107.88	105.80
35	BA	1003	G	N7-C8-N9	5.20	115.70	113.10
1	AA	145	G	C4-C5-N7	-5.20	108.72	110.80
1	AA	288	A	N7-C8-N9	-5.20	111.20	113.80
1	AA	354	G	C2-N3-C4	-5.20	109.30	111.90
22	AV	47	U	N3-C4-O4	5.20	123.04	119.40
35	BA	269	U	C3'-C2'-C1'	5.20	105.66	101.50
35	BA	483	A	C5-C6-N6	-5.20	119.54	123.70
35	BA	573	G	N3-C4-C5	-5.20	126.00	128.60

Continued on next page...

Continued from previous page...

Mol	Chain	Res	Type	Atoms	Z	Observed(°)	Ideal(°)
35	BA	1012	U	C4-C5-C6	5.20	122.82	119.70
35	BA	1355	G	N3-C4-N9	-5.20	122.88	126.00
35	BA	2538	C	N1-C2-O2	-5.20	115.78	118.90
35	BA	2636	U	N1-C2-N3	-5.20	111.78	114.90
35	BA	2839	G	O4'-C1'-C2'	5.20	112.28	107.60
1	AA	1381	U	N1-C1'-C2'	-5.20	106.29	112.00
35	BA	567	A	N1-C2-N3	-5.20	126.70	129.30
35	BA	1763	G	C5-C6-N1	-5.20	108.90	111.50
35	BA	2799	C	N1-C2-O2	-5.20	115.78	118.90
1	AA	734	G	C6-C5-N7	-5.19	127.28	130.40
1	AA	742	G	N1-C6-O6	5.19	123.02	119.90
35	BA	642	G	N3-C4-N9	-5.19	122.88	126.00
35	BA	915	C	N1-C2-O2	-5.19	115.78	118.90
35	BA	2643	G	C5'-C4'-O4'	5.19	115.33	109.10
1	AA	189(J)	G	N3-C4-C5	5.19	131.20	128.60
1	AA	200	G	C5-C6-O6	5.19	131.72	128.60
1	AA	375	U	C2-N3-C4	5.19	130.12	127.00
1	AA	485	G	C6-N1-C2	5.19	128.22	125.10
1	AA	665	A	N7-C8-N9	-5.19	111.20	113.80
1	AA	1110	A	C6-N1-C2	5.19	121.72	118.60
15	AO	54	ARG	NH1-CZ-NH2	-5.19	113.69	119.40
35	BA	593	G	C2-N3-C4	-5.19	109.30	111.90
35	BA	634	C	C6-N1-C2	-5.19	118.22	120.30
35	BA	1583	A	C4-C5-N7	5.19	113.30	110.70
35	BA	2830	G	N1-C2-N3	-5.19	120.78	123.90
57	BZ	88	PHE	CB-CG-CD2	5.19	124.44	120.80
1	AA	237	C	N3-C4-N4	5.19	121.63	118.00
1	AA	256	U	C5-C6-N1	5.19	125.30	122.70
35	BA	773	U	C5-C6-N1	5.19	125.30	122.70
35	BA	1129	A	O4'-C1'-N9	-5.19	104.05	108.20
35	BA	1382	G	N1-C6-O6	5.19	123.01	119.90
35	BA	1488	G	N7-C8-N9	-5.19	110.50	113.10
35	BA	1784	A	C8-N9-C4	-5.19	103.72	105.80
35	BA	1948	G	OP2-P-O3'	5.19	116.62	105.20
35	BA	2223	G	N9-C1'-C2'	-5.19	106.29	112.00
35	BA	2843	G	N9-C4-C5	5.19	107.48	105.40
36	BB	87	G	C2-N3-C4	-5.19	109.31	111.90
1	AA	25	C	C4'-C3'-C2'	5.19	107.79	102.60
1	AA	792	A	O4'-C1'-N9	5.19	112.35	108.20
1	AA	888	G	C4-C5-C6	5.19	121.91	118.80
1	AA	1343	G	N1-C2-N3	5.19	127.01	123.90
35	BA	2775	A	N9-C4-C5	5.19	107.88	105.80

Continued on next page...

Continued from previous page...

Mol	Chain	Res	Type	Atoms	Z	Observed(°)	Ideal(°)
1	AA	186	C	O4'-C1'-N1	-5.19	104.05	108.20
1	AA	566	G	N7-C8-N9	5.19	115.69	113.10
1	AA	592	G	C6-N1-C2	-5.19	121.99	125.10
1	AA	755	G	C4-C5-N7	-5.19	108.72	110.80
22	AV	55	U	N1-C2-O2	5.19	126.43	122.80
35	BA	275	G	N9-C4-C5	-5.19	103.33	105.40
35	BA	298	G	C5-N7-C8	5.19	106.89	104.30
35	BA	654(S)	G	N7-C8-N9	5.19	115.69	113.10
35	BA	1706	U	O5'-P-OP2	-5.19	101.03	105.70
35	BA	2004	G	C4-N9-C1'	5.19	133.24	126.50
35	BA	2163	C	O4'-C1'-N1	5.19	112.35	108.20
35	BA	2487	G	C5-N7-C8	5.19	106.89	104.30
35	BA	2607	G	N3-C4-C5	-5.19	126.01	128.60
35	BA	2724	C	O4'-C1'-N1	-5.19	104.05	108.20
1	AA	338	A	C6-N1-C2	-5.19	115.49	118.60
1	AA	1201	A	C4-C5-N7	-5.19	108.11	110.70
35	BA	1299	G	C5-C6-O6	-5.19	125.49	128.60
35	BA	2051	A	N1-C2-N3	-5.19	126.71	129.30
35	BA	2766	G	N1-C2-N2	5.19	120.87	116.20
1	AA	58	C	N3-C4-C5	5.18	123.97	121.90
1	AA	335	C	C6-N1-C2	-5.18	118.23	120.30
1	AA	473	G	N3-C2-N2	-5.18	116.27	119.90
1	AA	627	G	N1-C2-N3	-5.18	120.79	123.90
1	AA	1337	G	N3-C2-N2	-5.18	116.27	119.90
2	AB	30	ARG	NE-CZ-NH1	5.18	122.89	120.30
35	BA	771	G	N9-C4-C5	5.18	107.47	105.40
35	BA	1194	A	N7-C8-N9	-5.18	111.21	113.80
35	BA	1418	G	C8-N9-C4	5.18	108.47	106.40
35	BA	1758	G	C6-N1-C2	5.18	128.21	125.10
35	BA	2022	U	C4-C5-C6	5.18	122.81	119.70
38	BD	21	PHE	CB-CG-CD1	-5.18	117.17	120.80
1	AA	104	G	N7-C8-N9	5.18	115.69	113.10
1	AA	333	G	N7-C8-N9	-5.18	110.51	113.10
1	AA	714	G	C5-N7-C8	5.18	106.89	104.30
1	AA	792	A	C2-N3-C4	-5.18	108.01	110.60
24	AY	492	ASP	CB-CG-OD2	-5.18	113.64	118.30
35	BA	27	G	C6-N1-C2	-5.18	121.99	125.10
35	BA	376	C	C6-N1-C2	5.18	122.37	120.30
35	BA	484	C	N3-C2-O2	-5.18	118.27	121.90
35	BA	948	G	C4-C5-N7	-5.18	108.73	110.80
35	BA	1013	C	N1-C2-O2	5.18	122.01	118.90
35	BA	1103	A	C5-C6-N1	-5.18	115.11	117.70

Continued on next page...

Continued from previous page...

Mol	Chain	Res	Type	Atoms	Z	Observed(°)	Ideal(°)
35	BA	1210	A	N7-C8-N9	-5.18	111.21	113.80
35	BA	1486	A	C4-C5-C6	-5.18	114.41	117.00
35	BA	1859	A	N1-C6-N6	5.18	121.71	118.60
35	BA	1932	A	O4'-C1'-N9	5.18	112.35	108.20
35	BA	2136	C	C2-N3-C4	5.18	122.49	119.90
35	BA	2188	C	N3-C2-O2	-5.18	118.27	121.90
35	BA	2332	U	N3-C2-O2	5.18	125.83	122.20
1	AA	854	G	C8-N9-C4	5.18	108.47	106.40
1	AA	1232	U	N1-C2-O2	-5.18	119.17	122.80
35	BA	234	C	C4-C5-C6	5.18	119.99	117.40
35	BA	504	U	C4'-C3'-C2'	5.18	107.78	102.60
1	AA	991	U	C4-C5-C6	5.18	122.81	119.70
1	AA	1000	U	N1-C2-O2	5.18	126.42	122.80
1	AA	1323	G	C4-C5-C6	5.18	121.91	118.80
1	AA	1372	U	N1-C2-N3	-5.18	111.79	114.90
35	BA	331	A	OP1-P-O3'	5.18	116.59	105.20
35	BA	812	C	C5-C4-N4	-5.18	116.57	120.20
35	BA	1370	C	C5-C6-N1	5.18	123.59	121.00
35	BA	1471	A	O4'-C1'-C2'	5.18	112.26	107.60
35	BA	1668	A	C3'-C2'-C1'	-5.18	97.36	101.50
35	BA	2110	G	C4-C5-N7	5.18	112.87	110.80
53	BV	51	VAL	CB-CA-C	-5.18	101.56	111.40
1	AA	91	C	N1-C2-O2	-5.18	115.79	118.90
1	AA	996	A	C2-N3-C4	5.18	113.19	110.60
1	AA	1493	A	C5-C6-N6	-5.18	119.56	123.70
24	AY	236	GLU	OE1-CD-OE2	-5.18	117.09	123.30
35	BA	788	A	C4-C5-C6	5.18	119.59	117.00
35	BA	1296	G	N7-C8-N9	-5.18	110.51	113.10
35	BA	1352	U	O4'-C1'-N1	5.18	112.34	108.20
35	BA	1553	A	C4-C5-C6	-5.18	114.41	117.00
1	AA	637	G	C2-N3-C4	5.18	114.49	111.90
1	AA	650	G	N1-C2-N2	5.18	120.86	116.20
1	AA	762	C	C6-N1-C2	-5.18	118.23	120.30
1	AA	1499	A	C5-N7-C8	-5.18	101.31	103.90
29	B4	48	ARG	NE-CZ-NH2	-5.18	117.71	120.30
35	BA	219	G	N3-C2-N2	-5.18	116.28	119.90
35	BA	350	U	C6-N1-C2	5.18	124.11	121.00
35	BA	614(A)	U	OP2-P-O3'	5.18	116.59	105.20
35	BA	997	G	N7-C8-N9	-5.18	110.51	113.10
35	BA	1573	G	C8-N9-C4	-5.18	104.33	106.40
35	BA	1921	G	N9-C1'-C2'	-5.18	106.31	112.00
36	BB	98	G	C4-C5-N7	5.18	112.87	110.80

Continued on next page...

Continued from previous page...

Mol	Chain	Res	Type	Atoms	Z	Observed(°)	Ideal(°)
1	AA	430	A	N9-C1'-C2'	-5.17	106.31	112.00
1	AA	501	C	O4'-C1'-N1	5.17	112.34	108.20
1	AA	607	A	N1-C2-N3	5.17	131.89	129.30
1	AA	1383	C	C4-C5-C6	-5.17	114.81	117.40
1	AA	1500	A	N1-C2-N3	5.17	131.89	129.30
35	BA	1213	A	N9-C4-C5	-5.17	103.73	105.80
35	BA	1426	G	C6-C5-N7	5.17	133.50	130.40
35	BA	1999	C	C5-C4-N4	-5.17	116.58	120.20
1	AA	767	A	C4-C5-N7	5.17	113.29	110.70
4	AD	35	ARG	NE-CZ-NH1	-5.17	117.71	120.30
35	BA	1114	G	C5-C6-O6	-5.17	125.50	128.60
35	BA	1948	G	N1-C2-N3	5.17	127.00	123.90
35	BA	2251	G	N7-C8-N9	-5.17	110.51	113.10
35	BA	2561	A	N1-C2-N3	-5.17	126.71	129.30
1	AA	200	G	N7-C8-N9	-5.17	110.52	113.10
1	AA	265	G	N3-C4-N9	-5.17	122.90	126.00
1	AA	1030(A)	G	N9-C4-C5	5.17	107.47	105.40
18	AR	87	ARG	NE-CZ-NH2	-5.17	117.72	120.30
35	BA	62	C	C5'-C4'-O4'	5.17	115.31	109.10
35	BA	1828	G	N3-C2-N2	-5.17	116.28	119.90
35	BA	1944	U	P-O3'-C3'	5.17	125.91	119.70
35	BA	2354	G	C5-C6-O6	5.17	131.70	128.60
36	BB	75	G	N1-C6-O6	5.17	123.00	119.90
40	BF	54	ARG	NE-CZ-NH2	5.17	122.89	120.30
1	AA	189(L)	G	C5-C6-O6	-5.17	125.50	128.60
1	AA	535	A	C4'-C3'-C2'	5.17	107.77	102.60
35	BA	208	C	N3-C4-C5	5.17	123.97	121.90
1	AA	203	U	N3-C4-O4	-5.17	115.78	119.40
1	AA	668	G	C5-N7-C8	5.17	106.88	104.30
1	AA	862	C	N3-C4-C5	5.17	123.97	121.90
1	AA	1331	G	N1-C2-N3	5.17	127.00	123.90
35	BA	87	C	C6-N1-C2	5.17	122.37	120.30
35	BA	179	G	C5-N7-C8	5.17	106.89	104.30
35	BA	426	C	C6-N1-C2	5.17	122.37	120.30
35	BA	979	G	N9-C4-C5	-5.17	103.33	105.40
35	BA	1106	G	C5-C6-N1	-5.17	108.92	111.50
35	BA	1706	U	C5'-C4'-O4'	-5.17	102.90	109.10
1	AA	31	G	C2-N3-C4	5.17	114.48	111.90
1	AA	143	A	C6-C5-N7	-5.17	128.68	132.30
1	AA	202	U	N3-C4-C5	5.17	117.70	114.60
1	AA	1156	G	N1-C2-N2	-5.17	111.55	116.20
35	BA	1262	A	N9-C4-C5	5.17	107.87	105.80

Continued on next page...

Continued from previous page...

Mol	Chain	Res	Type	Atoms	Z	Observed(°)	Ideal(°)
35	BA	1761	C	C4-C5-C6	-5.17	114.82	117.40
35	BA	2359	C	C6-N1-C2	5.17	122.37	120.30
1	AA	809	G	C3'-C2'-C1'	5.17	105.63	101.50
35	BA	342	G	O4'-C1'-N9	5.17	112.33	108.20
35	BA	503	A	C4-C5-N7	5.17	113.28	110.70
35	BA	801	G	C1'-O4'-C4'	-5.17	105.77	109.90
35	BA	1130	U	O4'-C1'-N1	5.17	112.33	108.20
35	BA	1264	G	N7-C8-N9	5.17	115.68	113.10
35	BA	1930	G	C2-N3-C4	5.17	114.48	111.90
35	BA	2684	U	C2-N3-C4	5.17	130.10	127.00
1	AA	1274	G	N3-C4-C5	-5.16	126.02	128.60
1	AA	1403	C	N3-C4-N4	5.16	121.61	118.00
35	BA	12	U	N3-C4-C5	-5.16	111.50	114.60
35	BA	674	G	C6-C5-N7	5.16	133.50	130.40
35	BA	681	G	C8-N9-C4	5.16	108.47	106.40
35	BA	1081	U	C2-N1-C1'	-5.16	111.50	117.70
35	BA	1266	G	C5-N7-C8	5.16	106.88	104.30
35	BA	1434	A	C5'-C4'-O4'	5.16	115.30	109.10
35	BA	1770	G	C5-C6-O6	5.16	131.70	128.60
35	BA	1786	A	N9-C4-C5	5.16	107.87	105.80
35	BA	2634	G	O4'-C1'-N9	5.16	112.33	108.20
55	BX	69	TYR	CB-CG-CD2	5.16	124.10	121.00
1	AA	592	G	C8-N9-C4	5.16	108.47	106.40
1	AA	784	C	C5-C4-N4	-5.16	116.59	120.20
1	AA	1080	A	C8-N9-C4	-5.16	103.73	105.80
1	AA	1355	G	C2-N3-C4	5.16	114.48	111.90
35	BA	1164	G	C2-N3-C4	5.16	114.48	111.90
35	BA	1374	G	C6-N1-C2	-5.16	122.00	125.10
35	BA	2599	G	C6-N1-C2	5.16	128.20	125.10
1	AA	197	A	N3-C4-C5	5.16	130.41	126.80
22	AV	54	U	C5-C6-N1	5.16	125.28	122.70
24	AY	673	PHE	CB-CG-CD2	-5.16	117.19	120.80
35	BA	713	G	O4'-C1'-N9	-5.16	104.07	108.20
35	BA	1383	C	O4'-C1'-N1	5.16	112.33	108.20
36	BB	109	C	C5-C6-N1	5.16	123.58	121.00
51	BT	87	ASP	CB-CG-OD1	-5.16	113.66	118.30
1	AA	775	G	C2'-C3'-O3'	5.16	121.95	113.70
1	AA	851	G	C5'-C4'-O4'	5.16	115.29	109.10
35	BA	428	A	C8-N9-C4	5.16	107.86	105.80
35	BA	460	A	C3'-C2'-C1'	5.16	105.63	101.50
35	BA	975(A)	G	C8-N9-C4	5.16	108.46	106.40
35	BA	1430	C	N1-C2-O2	-5.16	115.81	118.90

Continued on next page...

Continued from previous page...

Mol	Chain	Res	Type	Atoms	Z	Observed(°)	Ideal(°)
35	BA	1645	G	N1-C2-N2	-5.16	111.56	116.20
35	BA	1846	G	C5'-C4'-O4'	-5.16	102.91	109.10
35	BA	2067	G	C3'-C2'-C1'	5.16	105.63	101.50
35	BA	2261	C	C6-N1-C2	-5.16	118.24	120.30
36	BB	28	C	C6-N1-C2	-5.16	118.24	120.30
1	AA	1511	G	C4-C5-N7	-5.16	108.74	110.80
35	BA	1835	G	C4-C5-N7	-5.16	108.74	110.80
35	BA	2418	A	C8-N9-C4	5.16	107.86	105.80
35	BA	2439	A	C5'-C4'-O4'	5.16	115.29	109.10
36	BB	100	A	C4-C5-N7	-5.16	108.12	110.70
1	AA	243	A	C2-N3-C4	5.16	113.18	110.60
1	AA	1029	C	N3-C2-O2	-5.16	118.29	121.90
1	AA	1052	U	N3-C4-O4	5.16	123.01	119.40
1	AA	1361	G	N1-C2-N2	5.16	120.84	116.20
1	AA	1484	C	N3-C2-O2	5.16	125.51	121.90
35	BA	486	C	C5-C4-N4	5.16	123.81	120.20
35	BA	672	C	C5-C6-N1	-5.16	118.42	121.00
35	BA	1198	U	C5-C4-O4	-5.16	122.81	125.90
35	BA	1750	G	C2-N3-C4	-5.16	109.32	111.90
35	BA	2192	G	C5-C6-N1	-5.16	108.92	111.50
36	BB	88	C	C6-N1-C2	-5.16	118.24	120.30
51	BT	95	ARG	NE-CZ-NH2	-5.16	117.72	120.30
1	AA	1074	G	N3-C4-C5	-5.15	126.02	128.60
35	BA	836	G	N1-C6-O6	5.15	122.99	119.90
35	BA	2645	G	O4'-C1'-N9	5.15	112.32	108.20
35	BA	2840	C	N3-C2-O2	-5.15	118.29	121.90
36	BB	97	G	C1'-O4'-C4'	5.15	114.02	109.90
1	AA	33	A	C5-C6-N6	5.15	127.82	123.70
1	AA	253	U	N3-C2-O2	5.15	125.81	122.20
1	AA	550	G	C2-N3-C4	5.15	114.48	111.90
1	AA	728	A	N9-C1'-C2'	5.15	120.70	114.00
1	AA	779	C	C4-C5-C6	5.15	119.98	117.40
1	AA	1074	G	C5-C6-O6	-5.15	125.51	128.60
4	AD	194	LEU	CA-CB-CG	5.15	127.15	115.30
6	AF	87	ARG	NE-CZ-NH1	-5.15	117.72	120.30
35	BA	259	G	N3-C4-C5	-5.15	126.02	128.60
35	BA	386	G	C1'-O4'-C4'	-5.15	105.78	109.90
35	BA	495	G	C5'-C4'-O4'	-5.15	102.92	109.10
35	BA	654(R)	C	N3-C2-O2	-5.15	118.29	121.90
35	BA	1089	G	N3-C2-N2	-5.15	116.29	119.90
35	BA	1445	A	N9-C1'-C2'	5.15	120.70	114.00
35	BA	1533	G	O5'-P-OP1	-5.15	101.06	105.70

Continued on next page...

Continued from previous page...

Mol	Chain	Res	Type	Atoms	Z	Observed(°)	Ideal(°)
35	BA	1648	C	C2-N3-C4	5.15	122.48	119.90
35	BA	1835	G	C5'-C4'-C3'	-5.15	107.76	116.00
35	BA	1839	G	O5'-P-OP1	-5.15	101.06	105.70
1	AA	121	C	C5-C6-N1	5.15	123.58	121.00
1	AA	710	G	C8-N9-C4	-5.15	104.34	106.40
1	AA	1195	C	N1-C2-O2	5.15	121.99	118.90
35	BA	231	C	N3-C2-O2	-5.15	118.29	121.90
35	BA	356	G	N1-C2-N3	5.15	126.99	123.90
35	BA	1400	G	C5-N7-C8	5.15	106.88	104.30
35	BA	1835	G	C5-C6-N1	-5.15	108.92	111.50
40	BF	99	TYR	CB-CG-CD1	-5.15	117.91	121.00
1	AA	113	G	N9-C4-C5	5.15	107.46	105.40
35	BA	585	G	N1-C2-N2	5.15	120.83	116.20
35	BA	1517	G	N7-C8-N9	5.15	115.67	113.10
1	AA	161	A	C5-C6-N1	-5.15	115.13	117.70
1	AA	246	A	N3-C4-C5	-5.15	123.20	126.80
1	AA	896	C	C3'-C2'-C1'	-5.15	97.38	101.50
1	AA	939	G	C4-C5-N7	5.15	112.86	110.80
5	AE	18	ARG	NE-CZ-NH1	5.15	122.87	120.30
35	BA	271(A)	A	N1-C2-N3	5.15	131.87	129.30
35	BA	271(Q)	G	C5'-C4'-O4'	5.15	115.28	109.10
35	BA	1566	A	N7-C8-N9	5.15	116.37	113.80
35	BA	2772	C	C4'-C3'-C2'	5.15	107.75	102.60
1	AA	302	G	N1-C2-N3	5.15	126.99	123.90
1	AA	876	G	C6-C5-N7	-5.15	127.31	130.40
16	AP	38	TYR	CD1-CE1-CZ	5.15	124.43	119.80
35	BA	139(A)	G	C1'-O4'-C4'	-5.15	105.78	109.90
35	BA	441	U	C2-N3-C4	5.15	130.09	127.00
1	AA	407	G	C5-C6-O6	-5.14	125.51	128.60
1	AA	835	U	N3-C2-O2	-5.14	118.60	122.20
1	AA	924	C	C5-C6-N1	-5.14	118.43	121.00
1	AA	1214	C	C5-C4-N4	-5.14	116.60	120.20
1	AA	1335	C	C4-C5-C6	5.14	119.97	117.40
1	AA	1359	C	C5-C4-N4	-5.14	116.60	120.20
5	AE	37	ARG	NE-CZ-NH1	-5.14	117.73	120.30
35	BA	251	A	N9-C4-C5	5.14	107.86	105.80
35	BA	1180	C	C4-C5-C6	5.14	119.97	117.40
36	BB	1	U	C3'-C2'-C1'	5.14	105.62	101.50
1	AA	722	A	C6-N1-C2	-5.14	115.51	118.60
1	AA	1046	A	O4'-C1'-C2'	5.14	112.23	107.60
16	AP	72	ARG	NE-CZ-NH2	-5.14	117.73	120.30
22	AV	56	C	C6-N1-C2	-5.14	118.24	120.30

Continued on next page...

Continued from previous page...

Mol	Chain	Res	Type	Atoms	Z	Observed(°)	Ideal(°)
35	BA	1116	C	C4-C5-C6	-5.14	114.83	117.40
35	BA	1911	U	C2-N3-C4	-5.14	123.91	127.00
35	BA	2207	G	C6-C5-N7	-5.14	127.31	130.40
35	BA	2463	C	N1-C2-O2	5.14	121.99	118.90
35	BA	2550	G	O4'-C1'-N9	5.14	112.31	108.20
1	AA	1197	G	O5'-P-OP2	-5.14	101.07	105.70
1	AA	1439	C	C6-N1-C1'	-5.14	114.63	120.80
35	BA	2345	G	C5-C6-O6	-5.14	125.52	128.60
35	BA	2696	U	C2-N3-C4	-5.14	123.92	127.00
35	BA	2845	G	N1-C2-N2	-5.14	111.57	116.20
35	BA	2872	G	O4'-C1'-N9	-5.14	104.09	108.20
1	AA	189(B)	C	C5-C6-N1	-5.14	118.43	121.00
1	AA	289	G	C5-N7-C8	5.14	106.87	104.30
1	AA	432	A	C8-N9-C4	5.14	107.86	105.80
1	AA	1049	U	N3-C4-C5	5.14	117.68	114.60
35	BA	654(A)	G	O4'-C1'-N9	-5.14	104.09	108.20
35	BA	1758	G	C5-C6-N1	-5.14	108.93	111.50
35	BA	1831	G	C5-N7-C8	-5.14	101.73	104.30
35	BA	2777	G	C3'-C2'-C1'	5.14	105.61	101.50
1	AA	453	A	C8-N9-C4	5.14	107.86	105.80
1	AA	547	A	C8-N9-C4	5.14	107.86	105.80
1	AA	1009	G	N9-C4-C5	5.14	107.45	105.40
13	AM	99	ARG	NE-CZ-NH2	-5.14	117.73	120.30
35	BA	599	G	N7-C8-N9	5.14	115.67	113.10
35	BA	963	U	N1-C2-O2	5.14	126.40	122.80
35	BA	1101	U	C5-C6-N1	-5.14	120.13	122.70
35	BA	2549	G	O4'-C1'-N9	-5.14	104.09	108.20
1	AA	109	A	N1-C6-N6	-5.14	115.52	118.60
1	AA	248	C	N1-C2-O2	5.14	121.98	118.90
35	BA	110	G	N3-C2-N2	-5.14	116.30	119.90
35	BA	332	A	N7-C8-N9	-5.14	111.23	113.80
35	BA	517	C	C1'-O4'-C4'	-5.14	105.79	109.90
35	BA	1385	G	C5-C6-O6	-5.14	125.52	128.60
35	BA	1412	A	C2-N3-C4	-5.14	108.03	110.60
35	BA	1994	C	C6-N1-C2	5.14	122.35	120.30
35	BA	2428	G	N3-C4-C5	-5.14	126.03	128.60
1	AA	729	A	N1-C2-N3	-5.13	126.73	129.30
35	BA	182	A	C6-N1-C2	5.13	121.68	118.60
35	BA	621	A	C3'-C2'-C1'	5.13	105.61	101.50
35	BA	1707	G	C6-N1-C2	5.13	128.18	125.10
35	BA	1801	G	C6-C5-N7	-5.13	127.32	130.40
35	BA	2278	A	C8-N9-C4	5.13	107.85	105.80

Continued on next page...

Continued from previous page...

Mol	Chain	Res	Type	Atoms	Z	Observed(°)	Ideal(°)
1	AA	164	U	N1-C2-O2	5.13	126.39	122.80
35	BA	1005	C	C6-N1-C2	-5.13	118.25	120.30
35	BA	1259	G	N7-C8-N9	5.13	115.67	113.10
35	BA	2381	C	C5-C6-N1	-5.13	118.43	121.00
35	BA	2831	G	N9-C4-C5	-5.13	103.35	105.40
1	AA	161	A	N7-C8-N9	-5.13	111.23	113.80
1	AA	451	A	C1'-O4'-C4'	5.13	114.00	109.90
1	AA	1524	C	C5'-C4'-C3'	-5.13	107.79	116.00
22	AV	14	A	N1-C2-N3	-5.13	126.73	129.30
35	BA	407	G	C6-C5-N7	-5.13	127.32	130.40
35	BA	860	U	O4'-C4'-C3'	5.13	110.20	106.10
35	BA	875	G	N9-C4-C5	5.13	107.45	105.40
35	BA	1114	G	C4-C5-N7	5.13	112.85	110.80
35	BA	1682	G	N7-C8-N9	-5.13	110.53	113.10
35	BA	1794	U	C4-C5-C6	5.13	122.78	119.70
35	BA	2198	A	C4-C5-C6	-5.13	114.44	117.00
35	BA	2226	C	C6-N1-C2	-5.13	118.25	120.30
35	BA	2343	C	N1-C1'-C2'	5.13	120.67	114.00
35	BA	2671	A	N9-C1'-C2'	-5.13	106.36	112.00
39	BE	200	GLU	OE1-CD-OE2	-5.13	117.14	123.30
1	AA	1423	G	C5-C6-N1	-5.13	108.94	111.50
35	BA	371	A	C5-C6-N6	-5.13	119.60	123.70
35	BA	1488	G	C5-C6-O6	-5.13	125.52	128.60
35	BA	2314	C	N1-C1'-C2'	-5.13	106.36	112.00
35	BA	2597	G	C4-C5-N7	-5.13	108.75	110.80
1	AA	476	G	N1-C6-O6	5.13	122.98	119.90
1	AA	760	G	C6-C5-N7	5.13	133.48	130.40
1	AA	1072	G	C6-N1-C2	-5.13	122.02	125.10
1	AA	1513	A	N9-C4-C5	5.13	107.85	105.80
35	BA	351	G	N9-C1'-C2'	5.13	120.67	114.00
35	BA	674	G	N9-C1'-C2'	-5.13	106.36	112.00
35	BA	701	G	C4-C5-N7	-5.13	108.75	110.80
35	BA	1409	C	C6-N1-C2	-5.13	118.25	120.30
35	BA	1436	G	N3-C2-N2	-5.13	116.31	119.90
35	BA	1964	G	C5-N7-C8	5.13	106.86	104.30
35	BA	2470	G	C1'-O4'-C4'	-5.13	105.80	109.90
35	BA	2781	A	C2-N3-C4	-5.13	108.04	110.60
36	BB	88	C	C5-C4-N4	-5.13	116.61	120.20
1	AA	41	G	C8-N9-C4	5.13	108.45	106.40
1	AA	193	C	N3-C2-O2	5.13	125.49	121.90
1	AA	591	U	C4'-C3'-C2'	5.13	107.73	102.60
1	AA	1197	G	C5'-C4'-O4'	5.13	115.25	109.10

Continued on next page...

Continued from previous page...

Mol	Chain	Res	Type	Atoms	Z	Observed(°)	Ideal(°)
3	AC	10	PHE	CG-CD2-CE2	-5.13	115.16	120.80
35	BA	262	A	C4-C5-C6	5.13	119.56	117.00
35	BA	1333	C	C1'-O4'-C4'	-5.13	105.80	109.90
35	BA	2078	C	P-O3'-C3'	5.13	125.85	119.70
35	BA	2309	A	C5-C6-N1	5.13	120.26	117.70
35	BA	2340	G	C5-C6-N1	-5.13	108.94	111.50
36	BB	82	G	N7-C8-N9	5.13	115.66	113.10
22	AV	27	U	C6-N1-C2	-5.12	117.92	121.00
35	BA	241	A	C6-C5-N7	-5.12	128.71	132.30
1	AA	47	C	C2-N3-C4	-5.12	117.34	119.90
1	AA	83	U	N1-C2-N3	-5.12	111.83	114.90
1	AA	290	C	N3-C4-C5	-5.12	119.85	121.90
1	AA	490	G	C5-C6-N1	-5.12	108.94	111.50
1	AA	1144	G	O5'-P-OP1	-5.12	101.09	105.70
1	AA	1388	C	C5-C4-N4	-5.12	116.61	120.20
1	AA	1402	C	C5-C6-N1	-5.12	118.44	121.00
27	B2	68	ARG	NE-CZ-NH1	5.12	122.86	120.30
35	BA	117	G	N3-C4-N9	-5.12	122.92	126.00
35	BA	370	G	C2-N3-C4	5.12	114.46	111.90
35	BA	1087	G	C1'-O4'-C4'	-5.12	105.80	109.90
35	BA	1098	A	N1-C2-N3	-5.12	126.74	129.30
35	BA	1350	C	C2-N3-C4	5.12	122.46	119.90
35	BA	1506	C	O4'-C1'-N1	-5.12	104.10	108.20
35	BA	1571	A	C8-N9-C4	-5.12	103.75	105.80
35	BA	1681	G	O4'-C1'-N9	5.12	112.30	108.20
35	BA	1921	G	C8-N9-C4	5.12	108.45	106.40
35	BA	2227	A	C4-C5-C6	-5.12	114.44	117.00
35	BA	2502	G	C5-C6-O6	5.12	131.67	128.60
36	BB	82	G	C8-N9-C4	-5.12	104.35	106.40
49	BR	12	ARG	NE-CZ-NH2	5.12	122.86	120.30
1	AA	454	C	N3-C4-C5	-5.12	119.85	121.90
1	AA	653	A	C2-N3-C4	-5.12	108.04	110.60
1	AA	1526	G	P-O5'-C5'	-5.12	112.70	120.90
22	AV	12	G	N1-C2-N2	-5.12	111.59	116.20
22	AV	70	G	C5-C6-N1	5.12	114.06	111.50
23	AX	20	U	C3'-C2'-C1'	5.12	105.60	101.50
35	BA	271(Z)	C	C5-C6-N1	5.12	123.56	121.00
35	BA	316	C	C4-C5-C6	5.12	119.96	117.40
35	BA	1341	U	N1-C2-O2	5.12	126.39	122.80
35	BA	1800	C	N1-C2-N3	-5.12	115.61	119.20
35	BA	2368	C	C4-C5-C6	-5.12	114.84	117.40
35	BA	2811	G	O4'-C1'-N9	5.12	112.30	108.20

Continued on next page...

Continued from previous page...

Mol	Chain	Res	Type	Atoms	Z	Observed(°)	Ideal(°)
1	AA	147	G	N1-C2-N2	5.12	120.81	116.20
1	AA	299	G	C4-C5-N7	-5.12	108.75	110.80
1	AA	755	G	C6-C5-N7	-5.12	127.33	130.40
35	BA	252	G	N9-C4-C5	5.12	107.45	105.40
35	BA	265	A	C8-N9-C4	-5.12	103.75	105.80
35	BA	654(A)	G	C2-N3-C4	5.12	114.46	111.90
35	BA	1243	G	N1-C2-N3	-5.12	120.83	123.90
35	BA	1344	G	N7-C8-N9	-5.12	110.54	113.10
1	AA	765	G	N1-C2-N3	5.12	126.97	123.90
1	AA	1015	A	O4'-C1'-C2'	5.12	112.21	107.60
1	AA	1327	C	C1'-O4'-C4'	-5.12	105.81	109.90
35	BA	26	G	N7-C8-N9	-5.12	110.54	113.10
35	BA	1198	U	N3-C4-C5	5.12	117.67	114.60
35	BA	1880	C	N3-C4-C5	5.12	123.95	121.90
35	BA	1959	G	C5'-C4'-C3'	-5.12	107.81	116.00
35	BA	2000	G	N3-C4-C5	5.12	131.16	128.60
1	AA	233	C	O4'-C1'-N1	5.12	112.29	108.20
1	AA	259	G	C2-N3-C4	5.12	114.46	111.90
1	AA	1253	G	N9-C1'-C2'	5.12	120.65	114.00
1	AA	1358	U	O4'-C1'-N1	5.12	112.29	108.20
26	B1	11	ARG	NE-CZ-NH1	-5.12	117.74	120.30
35	BA	1778	U	C5'-C4'-O4'	-5.12	102.96	109.10
47	BP	60	MET	CA-CB-CG	5.12	122.00	113.30
1	AA	35	G	C5-N7-C8	5.12	106.86	104.30
1	AA	327	A	C5-N7-C8	-5.12	101.34	103.90
1	AA	435	C	C5'-C4'-C3'	-5.12	107.81	116.00
1	AA	881	G	C5'-C4'-O4'	5.12	115.24	109.10
1	AA	937	A	C4-C5-N7	5.12	113.26	110.70
4	AD	115	ARG	NE-CZ-NH1	-5.12	117.74	120.30
14	AN	12	ARG	NE-CZ-NH1	-5.12	117.74	120.30
35	BA	132	G	C5'-C4'-O4'	-5.12	102.96	109.10
35	BA	654(U)	A	N9-C4-C5	5.12	107.85	105.80
35	BA	1610	A	C2-N3-C4	5.12	113.16	110.60
1	AA	446	G	N1-C2-N2	-5.11	111.60	116.20
1	AA	799	G	C4-C5-N7	5.11	112.85	110.80
1	AA	966	G	C3'-C2'-C1'	-5.11	97.41	101.50
3	AC	11	ARG	NE-CZ-NH1	5.11	122.86	120.30
35	BA	317	G	C5-C6-O6	-5.11	125.53	128.60
35	BA	863	A	C6-N1-C2	5.11	121.67	118.60
35	BA	1070	A	C5-N7-C8	-5.11	101.34	103.90
35	BA	1247	A	C5'-C4'-O4'	-5.11	102.96	109.10
35	BA	2075	U	N3-C4-C5	5.11	117.67	114.60

Continued on next page...

Continued from previous page...

Mol	Chain	Res	Type	Atoms	Z	Observed(°)	Ideal(°)
35	BA	2170	A	O4'-C4'-C3'	5.11	110.19	106.10
1	AA	1519	A	C6-N1-C2	-5.11	115.53	118.60
35	BA	1047	G	C5'-C4'-C3'	-5.11	107.82	116.00
35	BA	1939	U	C5-C6-N1	5.11	125.26	122.70
35	BA	2454	G	C8-N9-C4	5.11	108.44	106.40
1	AA	159	G	N7-C8-N9	-5.11	110.55	113.10
1	AA	521	G	C5-C6-O6	5.11	131.67	128.60
1	AA	872	A	N7-C8-N9	-5.11	111.25	113.80
1	AA	904	C	O5'-P-OP1	5.11	116.83	110.70
1	AA	1192	C	C6-N1-C2	-5.11	118.26	120.30
35	BA	95	G	N7-C8-N9	5.11	115.66	113.10
35	BA	271(X)	G	N1-C6-O6	-5.11	116.83	119.90
35	BA	573	G	C8-N9-C4	-5.11	104.36	106.40
35	BA	1205	U	C6-N1-C2	-5.11	117.93	121.00
35	BA	1451	C	C5-C6-N1	-5.11	118.44	121.00
35	BA	1515	G	C6-C5-N7	5.11	133.47	130.40
35	BA	2530	A	C6-N1-C2	5.11	121.67	118.60
35	BA	2569	G	C4-C5-N7	5.11	112.84	110.80
52	BU	11	ARG	NE-CZ-NH2	-5.11	117.74	120.30
1	AA	506	G	C6-N1-C2	5.11	128.16	125.10
1	AA	556	C	C5-C6-N1	-5.11	118.44	121.00
1	AA	821	G	C4'-C3'-C2'	-5.11	97.49	102.60
35	BA	569	U	O4'-C1'-N1	-5.11	104.11	108.20
35	BA	618	C	C4-C5-C6	-5.11	114.84	117.40
35	BA	2454	G	O4'-C1'-N9	5.11	112.29	108.20
1	AA	1430	C	OP2-P-O3'	5.11	116.44	105.20
35	BA	290	G	C5-C6-N1	5.11	114.05	111.50
35	BA	654(C)	G	C5-C6-N1	-5.11	108.95	111.50
35	BA	968	G	C2-N3-C4	-5.11	109.35	111.90
35	BA	1673	U	C2-N3-C4	-5.11	123.94	127.00
35	BA	1780	A	C5-C6-N6	5.11	127.79	123.70
35	BA	2135	A	C5'-C4'-O4'	5.11	115.23	109.10
35	BA	2191	G	O5'-C5'-C4'	-5.11	102.00	111.70
35	BA	2228	G	C8-N9-C4	-5.11	104.36	106.40
35	BA	2360	A	O4'-C1'-N9	-5.11	104.11	108.20
35	BA	2406	U	N3-C4-O4	-5.11	115.83	119.40
1	AA	1401	G	C4'-C3'-C2'	-5.11	97.50	102.60
1	AA	1484	C	C5-C4-N4	5.11	123.77	120.20
35	BA	423	A	C6-N1-C2	-5.11	115.54	118.60
35	BA	711	G	C6-C5-N7	-5.11	127.34	130.40
35	BA	759	G	N3-C4-C5	5.11	131.15	128.60
35	BA	1202	C	N3-C4-N4	-5.11	114.43	118.00

Continued on next page...

Continued from previous page...

Mol	Chain	Res	Type	Atoms	Z	Observed(°)	Ideal(°)
35	BA	1396	U	N3-C2-O2	-5.11	118.63	122.20
35	BA	1477	A	C2-N3-C4	5.11	113.15	110.60
35	BA	1803	A	C8-N9-C4	-5.11	103.76	105.80
35	BA	1816	G	O4'-C1'-N9	-5.11	104.11	108.20
36	BB	30	C	C5-C4-N4	5.11	123.77	120.20
1	AA	251	G	N9-C4-C5	5.10	107.44	105.40
1	AA	805	C	C2-N3-C4	5.10	122.45	119.90
1	AA	1217	C	C4-C5-C6	-5.10	114.85	117.40
1	AA	1349	A	N9-C4-C5	-5.10	103.76	105.80
35	BA	1447	G	N1-C6-O6	5.10	122.96	119.90
35	BA	1998	G	N3-C2-N2	-5.10	116.33	119.90
1	AA	189(K)	U	C5-C6-N1	-5.10	120.15	122.70
1	AA	452	A	C8-N9-C4	5.10	107.84	105.80
1	AA	490	G	N1-C6-O6	5.10	122.96	119.90
1	AA	706	A	C5-C6-N6	5.10	127.78	123.70
1	AA	740	U	C5-C4-O4	5.10	128.96	125.90
1	AA	1036	G	C5'-C4'-O4'	5.10	115.22	109.10
1	AA	1056	U	C5-C4-O4	-5.10	122.84	125.90
1	AA	1104	G	C5-C6-N1	5.10	114.05	111.50
35	BA	279	C	C4-C5-C6	5.10	119.95	117.40
35	BA	1039	G	N3-C4-N9	5.10	129.06	126.00
35	BA	1263	U	C5-C4-O4	5.10	128.96	125.90
35	BA	1514	U	C6-N1-C2	5.10	124.06	121.00
35	BA	1773	A	N9-C1'-C2'	-5.10	106.39	112.00
35	BA	1973	G	N3-C2-N2	-5.10	116.33	119.90
35	BA	2035	G	C8-N9-C4	5.10	108.44	106.40
35	BA	84	A	C5-C6-N1	5.10	120.25	117.70
35	BA	232	G	C8-N9-C1'	-5.10	120.37	127.00
35	BA	1780	A	C5-N7-C8	5.10	106.45	103.90
36	BB	44	G	C5-N7-C8	5.10	106.85	104.30
1	AA	372	C	C3'-C2'-C1'	-5.10	97.42	101.50
1	AA	1045	C	OP2-P-O3'	5.10	116.42	105.20
1	AA	1171	G	C5-N7-C8	-5.10	101.75	104.30
1	AA	1217	C	C5-C6-N1	5.10	123.55	121.00
33	B8	55	ALA	CB-CA-C	5.10	117.75	110.10
35	BA	382	G	C5-C6-O6	-5.10	125.54	128.60
35	BA	489	G	N3-C2-N2	-5.10	116.33	119.90
35	BA	928	G	O4'-C1'-N9	5.10	112.28	108.20
35	BA	1069	A	C4-C5-N7	-5.10	108.15	110.70
35	BA	1770	G	N1-C2-N3	5.10	126.96	123.90
35	BA	2054	A	C6-N1-C2	5.10	121.66	118.60
35	BA	2237	G	N9-C4-C5	5.10	107.44	105.40

Continued on next page...

Continued from previous page...

Mol	Chain	Res	Type	Atoms	Z	Observed(°)	Ideal(°)
35	BA	2405	G	N9-C1'-C2'	5.10	120.63	114.00
35	BA	2473	U	OP2-P-O3'	5.10	116.42	105.20
35	BA	2526	G	N9-C4-C5	5.10	107.44	105.40
35	BA	2642	G	N3-C4-C5	5.10	131.15	128.60
1	AA	479	C	N1-C1'-C2'	5.10	120.63	114.00
1	AA	622	A	C2-N3-C4	5.10	113.15	110.60
1	AA	717	C	O4'-C1'-N1	-5.10	104.12	108.20
1	AA	957	U	C2-N3-C4	5.10	130.06	127.00
1	AA	986	A	N9-C4-C5	-5.10	103.76	105.80
1	AA	1141	C	N3-C2-O2	5.10	125.47	121.90
1	AA	1165	C	C2-N3-C4	-5.10	117.35	119.90
22	AV	24	U	N1-C2-O2	-5.10	119.23	122.80
31	B6	50	ARG	NE-CZ-NH2	-5.10	117.75	120.30
35	BA	1100	C	C4-C5-C6	5.10	119.95	117.40
35	BA	1128	A	N9-C4-C5	5.10	107.84	105.80
35	BA	2590	A	C8-N9-C4	-5.10	103.76	105.80
1	AA	266	G	C6-C5-N7	-5.10	127.34	130.40
35	BA	323	G	N7-C8-N9	5.10	115.65	113.10
35	BA	409	C	C1'-O4'-C4'	-5.10	105.82	109.90
35	BA	1025	G	C5-C6-N1	-5.10	108.95	111.50
35	BA	1119	C	O4'-C1'-N1	5.10	112.28	108.20
35	BA	2786	U	C6-N1-C2	-5.10	117.94	121.00
1	AA	812	C	C2-N3-C4	5.09	122.45	119.90
1	AA	903	G	C2-N3-C4	-5.09	109.35	111.90
1	AA	1363(A)	A	OP1-P-OP2	5.09	127.24	119.60
1	AA	1526	G	C5-C6-N1	-5.09	108.95	111.50
13	AM	64	TRP	CE3-CZ3-CH2	5.09	126.80	121.20
35	BA	1059	G	N3-C4-N9	5.09	129.06	126.00
35	BA	1156	A	C6-N1-C2	5.09	121.66	118.60
35	BA	1263	U	C4-C5-C6	5.09	122.76	119.70
35	BA	1531	C	C3'-C2'-C1'	-5.09	97.42	101.50
35	BA	1541	G	C5-N7-C8	5.09	106.85	104.30
35	BA	1598	C	O4'-C4'-C3'	5.09	110.18	106.10
35	BA	1796	U	OP1-P-OP2	-5.09	111.96	119.60
35	BA	1862	G	N1-C2-N3	-5.09	120.84	123.90
35	BA	2141	G	N7-C8-N9	-5.09	110.55	113.10
35	BA	2795	G	C5-C6-N1	-5.09	108.95	111.50
35	BA	2851	A	C5-C6-N1	-5.09	115.15	117.70
36	BB	87	G	N3-C2-N2	-5.09	116.33	119.90
47	BP	59	LEU	CA-CB-CG	5.09	127.02	115.30
1	AA	279	A	N9-C1'-C2'	-5.09	106.40	112.00
1	AA	617	G	C5-C6-N1	-5.09	108.95	111.50

Continued on next page...

Continued from previous page...

Mol	Chain	Res	Type	Atoms	Z	Observed(°)	Ideal(°)
1	AA	953	G	O4'-C1'-N9	-5.09	104.13	108.20
35	BA	1117	G	N9-C4-C5	5.09	107.44	105.40
35	BA	1262	A	N1-C6-N6	5.09	121.66	118.60
1	AA	333	G	C2-N3-C4	-5.09	109.35	111.90
1	AA	961	U	C4-C5-C6	5.09	122.75	119.70
1	AA	1029	C	C6-N1-C2	-5.09	118.26	120.30
1	AA	1034	G	C4-C5-N7	5.09	112.84	110.80
23	AX	20	U	C5-C6-N1	5.09	125.25	122.70
35	BA	1098	A	C8-N9-C4	5.09	107.84	105.80
35	BA	1295	C	C5-C4-N4	5.09	123.76	120.20
35	BA	1424	G	C4-C5-N7	5.09	112.84	110.80
35	BA	2101	G	C6-N1-C2	-5.09	122.05	125.10
35	BA	2543	G	N3-C4-N9	-5.09	122.94	126.00
36	BB	17	C	N1-C2-O2	5.09	121.95	118.90
1	AA	416	G	C5-C6-N1	-5.09	108.96	111.50
1	AA	455	C	O4'-C1'-N1	-5.09	104.13	108.20
7	AG	3	ARG	NE-CZ-NH2	-5.09	117.75	120.30
22	AV	62	C	N3-C4-C5	-5.09	119.86	121.90
35	BA	152	G	C5-N7-C8	5.09	106.84	104.30
35	BA	253	C	C4-C5-C6	-5.09	114.86	117.40
35	BA	483	A	N1-C6-N6	5.09	121.65	118.60
35	BA	768	G	C6-C5-N7	5.09	133.45	130.40
35	BA	1515	G	C6-N1-C2	-5.09	122.05	125.10
35	BA	2147	G	P-O3'-C3'	-5.09	113.59	119.70
35	BA	2659	G	C4-C5-N7	-5.09	108.76	110.80
35	BA	2704	C	C4-C5-C6	-5.09	114.86	117.40
1	AA	69	G	N7-C8-N9	-5.09	110.56	113.10
1	AA	164	U	C4-C5-C6	5.09	122.75	119.70
1	AA	261	U	N3-C4-O4	-5.09	115.84	119.40
1	AA	542	G	N1-C2-N2	-5.09	111.62	116.20
35	BA	2118	U	C3'-C2'-C1'	-5.09	97.43	101.50
35	BA	2720	U	N1-C2-O2	-5.09	119.24	122.80
35	BA	2779	U	N1-C2-O2	5.09	126.36	122.80
1	AA	304	U	C5'-C4'-O4'	5.09	115.20	109.10
1	AA	441	A	C8-N9-C4	5.09	107.83	105.80
35	BA	51	G	C6-C5-N7	-5.09	127.35	130.40
35	BA	486	C	N1-C2-O2	-5.09	115.85	118.90
35	BA	758	C	N3-C4-N4	5.09	121.56	118.00
35	BA	1826	G	C4-C5-N7	5.09	112.83	110.80
35	BA	1969	A	N3-C4-N9	5.09	131.47	127.40
36	BB	75	G	N1-C2-N3	5.09	126.95	123.90
1	AA	1355	G	C3'-C2'-C1'	5.08	105.57	101.50

Continued on next page...

Continued from previous page...

Mol	Chain	Res	Type	Atoms	Z	Observed(°)	Ideal(°)
1	AA	1505	G	N9-C1'-C2'	5.08	120.61	114.00
35	BA	1574	C	C4-C5-C6	5.08	119.94	117.40
35	BA	2253	G	N3-C4-C5	-5.08	126.06	128.60
35	BA	2256	G	N7-C8-N9	5.08	115.64	113.10
35	BA	2627	G	C5-C6-O6	5.08	131.65	128.60
1	AA	499	A	N1-C2-N3	-5.08	126.76	129.30
1	AA	707	C	C5-C6-N1	5.08	123.54	121.00
1	AA	1059	C	N1-C2-O2	5.08	121.95	118.90
1	AA	1286	A	C5-N7-C8	-5.08	101.36	103.90
8	AH	13	ILE	O-C-N	5.08	130.83	122.70
35	BA	31	C	N1-C2-N3	5.08	122.76	119.20
35	BA	116	C	C3'-C2'-C1'	-5.08	97.43	101.50
35	BA	642	G	N7-C8-N9	5.08	115.64	113.10
35	BA	1275	A	C6-C5-N7	-5.08	128.74	132.30
35	BA	1747(A)	G	N1-C2-N3	-5.08	120.85	123.90
35	BA	1831	G	C5-C6-O6	-5.08	125.55	128.60
35	BA	2311	A	O4'-C1'-N9	5.08	112.27	108.20
35	BA	2341	G	C1'-O4'-C4'	5.08	113.97	109.90
1	AA	143	A	N3-C4-C5	-5.08	123.24	126.80
1	AA	189(I)	G	C6-N1-C2	-5.08	122.05	125.10
1	AA	905	U	N1-C2-O2	-5.08	119.24	122.80
1	AA	1349	A	OP1-P-O3'	5.08	116.38	105.20
35	BA	720	C	O4'-C1'-C2'	5.08	112.17	107.60
35	BA	1003	G	C8-N9-C4	-5.08	104.37	106.40
35	BA	1249	U	O4'-C1'-N1	5.08	112.27	108.20
35	BA	1471	A	N1-C6-N6	5.08	121.65	118.60
35	BA	2133	G	N9-C1'-C2'	5.08	120.61	114.00
35	BA	2303	G	C4-C5-N7	-5.08	108.77	110.80
35	BA	2548	G	C4-C5-N7	5.08	112.83	110.80
35	BA	2722	G	C1'-O4'-C4'	5.08	113.97	109.90
35	BA	2751	G	N1-C6-O6	-5.08	116.85	119.90
36	BB	4	C	O5'-C5'-C4'	-5.08	102.05	111.70
36	BB	104	U	N3-C2-O2	-5.08	118.64	122.20
1	AA	375	U	N1-C2-N3	-5.08	111.85	114.90
1	AA	502	G	C8-N9-C4	-5.08	104.37	106.40
1	AA	1178	G	N3-C4-C5	-5.08	126.06	128.60
3	AC	59	ARG	NE-CZ-NH2	5.08	122.84	120.30
35	BA	400	G	C4-C5-N7	5.08	112.83	110.80
35	BA	404	C	N1-C2-O2	5.08	121.95	118.90
35	BA	798	G	C5'-C4'-C3'	5.08	124.13	116.00
35	BA	1145	C	C5-C6-N1	-5.08	118.46	121.00
35	BA	1184	G	C5-C6-N1	-5.08	108.96	111.50

Continued on next page...

Continued from previous page...

Mol	Chain	Res	Type	Atoms	Z	Observed(°)	Ideal(°)
1	AA	615	C	C4-C5-C6	5.08	119.94	117.40
1	AA	711	G	C6-N1-C2	5.08	128.15	125.10
1	AA	1465	C	N3-C4-C5	5.08	123.93	121.90
35	BA	182	A	C8-N9-C4	5.08	107.83	105.80
35	BA	201	C	C5-C4-N4	-5.08	116.64	120.20
35	BA	271(H)	G	C5-N7-C8	5.08	106.84	104.30
35	BA	357	A	C6-N1-C2	5.08	121.65	118.60
35	BA	654(U)	A	C5-C6-N1	-5.08	115.16	117.70
35	BA	1158	C	N3-C2-O2	5.08	125.45	121.90
35	BA	1684	C	C3'-C2'-C1'	-5.08	97.44	101.50
35	BA	2419	U	N1-C2-O2	-5.08	119.25	122.80
35	BA	2505	G	N9-C4-C5	-5.08	103.37	105.40
35	BA	2709	G	N9-C4-C5	-5.08	103.37	105.40
1	AA	595	G	C6-C5-N7	-5.08	127.35	130.40
1	AA	785	G	C2'-C3'-O3'	5.08	121.82	113.70
1	AA	888	G	N1-C6-O6	5.08	122.95	119.90
1	AA	1239	A	N1-C2-N3	-5.08	126.76	129.30
35	BA	67	U	O4'-C1'-C2'	5.08	112.17	107.60
35	BA	1088	A	C5-N7-C8	5.08	106.44	103.90
35	BA	1912	A	C5'-C4'-O4'	-5.08	103.01	109.10
35	BA	2485	G	O5'-P-OP1	-5.08	101.13	105.70
1	AA	68	G	N1-C6-O6	-5.08	116.86	119.90
1	AA	190	U	O4'-C4'-C3'	-5.08	98.92	104.00
1	AA	283	C	N3-C2-O2	-5.08	118.35	121.90
1	AA	564	C	N3-C4-N4	-5.08	114.45	118.00
1	AA	784	C	C5-C6-N1	-5.08	118.46	121.00
29	B4	25	TYR	CB-CG-CD1	5.08	124.05	121.00
35	BA	467	G	N3-C4-C5	-5.08	126.06	128.60
35	BA	489	G	C1'-O4'-C4'	5.08	113.96	109.90
35	BA	580	C	N3-C2-O2	5.08	125.45	121.90
35	BA	849	A	N9-C4-C5	5.08	107.83	105.80
35	BA	1316	U	N1-C2-O2	5.08	126.35	122.80
35	BA	1827	C	N1-C2-O2	-5.08	115.86	118.90
35	BA	1904	G	C5'-C4'-C3'	-5.08	107.88	116.00
35	BA	1930	G	N3-C2-N2	5.08	123.45	119.90
35	BA	2516	G	C4-C5-C6	-5.08	115.75	118.80
35	BA	2694	G	C1'-O4'-C4'	-5.08	105.84	109.90
36	BB	62	C	C6-N1-C2	5.08	122.33	120.30
1	AA	1166	G	C3'-C2'-C1'	-5.07	97.44	101.50
35	BA	204	A	N9-C4-C5	-5.07	103.77	105.80
35	BA	663	G	C4-C5-N7	5.07	112.83	110.80
35	BA	676	A	C5'-C4'-C3'	-5.07	107.88	116.00

Continued on next page...

Continued from previous page...

Mol	Chain	Res	Type	Atoms	Z	Observed(°)	Ideal(°)
35	BA	722	A	C5'-C4'-C3'	-5.07	107.88	116.00
35	BA	1287	A	N1-C2-N3	-5.07	126.76	129.30
35	BA	1847	A	C5-C6-N1	-5.07	115.16	117.70
35	BA	1865	G	C8-N9-C4	5.07	108.43	106.40
35	BA	2616	C	C1'-O4'-C4'	-5.07	105.84	109.90
35	BA	2895	U	N3-C2-O2	-5.07	118.65	122.20
1	AA	352	C	C1'-O4'-C4'	-5.07	105.84	109.90
1	AA	452	A	N9-C1'-C2'	5.07	120.59	114.00
1	AA	461	A	P-O3'-C3'	5.07	125.79	119.70
1	AA	618	C	O4'-C1'-N1	5.07	112.26	108.20
1	AA	1444	C	C4-C5-C6	5.07	119.94	117.40
35	BA	1177	A	C4-C5-N7	5.07	113.24	110.70
35	BA	1382	G	N1-C2-N3	5.07	126.94	123.90
35	BA	1447	G	C5-C6-O6	-5.07	125.56	128.60
35	BA	2520	C	N3-C4-N4	5.07	121.55	118.00
35	BA	2570	G	C4-C5-C6	5.07	121.84	118.80
35	BA	341	G	C4-C5-C6	5.07	121.84	118.80
35	BA	654(J)	A	C6-N1-C2	-5.07	115.56	118.60
35	BA	926	A	C2-N3-C4	5.07	113.14	110.60
35	BA	955	C	C2-N3-C4	5.07	122.44	119.90
1	AA	996	A	C1'-O4'-C4'	-5.07	105.84	109.90
1	AA	1531	A	N1-C2-N3	5.07	131.83	129.30
35	BA	41	C	N1-C2-O2	5.07	121.94	118.90
35	BA	590	A	C5'-C4'-O4'	5.07	115.18	109.10
35	BA	2039	C	O4'-C1'-N1	5.07	112.25	108.20
1	AA	852	G	N7-C8-N9	5.07	115.63	113.10
35	BA	871	U	C4-C5-C6	5.07	122.74	119.70
35	BA	911	A	C8-N9-C4	-5.07	103.77	105.80
35	BA	1523	U	O4'-C4'-C3'	-5.07	98.93	104.00
35	BA	2897	U	C2'-C3'-O3'	5.07	121.81	113.70
1	AA	195	A	O5'-P-OP2	-5.07	101.14	105.70
1	AA	1010	G	N1-C2-N3	-5.07	120.86	123.90
1	AA	1407	C	N3-C4-C5	5.07	123.93	121.90
1	AA	1519	A	C5-C6-N1	5.07	120.23	117.70
6	AF	63	TYR	CG-CD2-CE2	-5.07	117.25	121.30
35	BA	86	C	N3-C4-N4	-5.07	114.45	118.00
35	BA	531	C	C6-N1-C2	-5.07	118.27	120.30
35	BA	628	G	O4'-C1'-N9	-5.07	104.15	108.20
35	BA	649	G	O4'-C1'-N9	-5.07	104.15	108.20
35	BA	685	A	C4-C5-C6	-5.07	114.47	117.00
35	BA	918	A	C8-N9-C4	-5.07	103.77	105.80
35	BA	1742	G	C4-C5-N7	-5.07	108.77	110.80

Continued on next page...

Continued from previous page...

Mol	Chain	Res	Type	Atoms	Z	Observed(°)	Ideal(°)
1	AA	137	C	C2-N3-C4	5.06	122.43	119.90
35	BA	978	G	N1-C2-N3	-5.06	120.86	123.90
35	BA	2083	G	C5-C6-O6	-5.06	125.56	128.60
1	AA	189(B)	C	N3-C2-O2	-5.06	118.36	121.90
1	AA	357	G	C2-N3-C4	-5.06	109.37	111.90
1	AA	759	A	N9-C4-C5	5.06	107.83	105.80
1	AA	1075	C	C4-C5-C6	5.06	119.93	117.40
1	AA	1286	A	C5-C6-N1	5.06	120.23	117.70
15	AO	78	TYR	CG-CD2-CE2	-5.06	117.25	121.30
35	BA	142	A	N7-C8-N9	-5.06	111.27	113.80
35	BA	271(U)	G	C2-N3-C4	5.06	114.43	111.90
35	BA	353	G	N7-C8-N9	5.06	115.63	113.10
35	BA	740	U	C5-C6-N1	5.06	125.23	122.70
35	BA	1960	A	N9-C4-C5	5.06	107.83	105.80
35	BA	2469	A	C2-N3-C4	5.06	113.13	110.60
35	BA	2572	A	N3-C4-N9	5.06	131.45	127.40
49	BR	58	GLY	N-CA-C	5.06	125.76	113.10
1	AA	233	C	N3-C4-N4	5.06	121.54	118.00
1	AA	559	A	N1-C6-N6	5.06	121.64	118.60
1	AA	770	C	N3-C4-N4	5.06	121.54	118.00
1	AA	1201	A	C2'-C3'-O3'	5.06	121.80	113.70
24	AY	160	ARG	CD-NE-CZ	-5.06	116.51	123.60
35	BA	1519	G	O4'-C1'-N9	-5.06	104.15	108.20
35	BA	2583	G	C6-C5-N7	-5.06	127.36	130.40
51	BT	78	LEU	CA-CB-CG	5.06	126.94	115.30
1	AA	344	A	C4-C5-C6	5.06	119.53	117.00
1	AA	597	G	N3-C4-C5	-5.06	126.07	128.60
1	AA	1013	G	C4-C5-N7	5.06	112.82	110.80
14	AN	35	ARG	NE-CZ-NH2	-5.06	117.77	120.30
35	BA	83	G	C4-C5-N7	-5.06	108.78	110.80
35	BA	271(X)	G	N3-C4-C5	5.06	131.13	128.60
35	BA	1527	G	N9-C1'-C2'	5.06	120.58	114.00
35	BA	1549	C	C2-N3-C4	-5.06	117.37	119.90
35	BA	1802	A	N1-C6-N6	-5.06	115.56	118.60
36	BB	101	G	N3-C4-C5	-5.06	126.07	128.60
56	BY	35	TYR	CB-CG-CD2	-5.06	117.97	121.00
1	AA	795	C	N1-C2-O2	-5.06	115.87	118.90
1	AA	1032	G	C3'-C2'-C1'	5.06	105.55	101.50
1	AA	1251	A	C1'-O4'-C4'	-5.06	105.85	109.90
1	AA	1472	U	C6-N1-C2	-5.06	117.97	121.00
22	AV	69	C	N3-C2-O2	5.06	125.44	121.90
35	BA	141	A	N1-C6-N6	-5.06	115.56	118.60

Continued on next page...

Continued from previous page...

Mol	Chain	Res	Type	Atoms	Z	Observed(°)	Ideal(°)
35	BA	548	A	C5-N7-C8	-5.06	101.37	103.90
35	BA	1171	G	C8-N9-C4	5.06	108.42	106.40
35	BA	1434	A	N1-C2-N3	5.06	131.83	129.30
35	BA	1534	U	C3'-C2'-C1'	5.06	105.55	101.50
35	BA	2028	U	N1-C2-N3	5.06	117.93	114.90
35	BA	2388	A	C5-C6-N1	-5.06	115.17	117.70
35	BA	2630	G	C4-C5-N7	5.06	112.82	110.80
35	BA	2683	C	C5'-C4'-O4'	5.06	115.17	109.10
35	BA	2693	A	N1-C2-N3	5.06	131.83	129.30
1	AA	747	C	N1-C2-O2	5.06	121.93	118.90
1	AA	1043	C	N3-C4-N4	-5.06	114.46	118.00
1	AA	1069	C	N3-C4-N4	-5.06	114.46	118.00
1	AA	1288	A	C4-C5-C6	5.06	119.53	117.00
35	BA	669	G	C6-N1-C2	-5.06	122.07	125.10
35	BA	932	G	N3-C2-N2	5.06	123.44	119.90
35	BA	2145	C	C6-N1-C2	5.06	122.32	120.30
35	BA	2415	G	C5-N7-C8	5.06	106.83	104.30
1	AA	73	G	C5-C6-O6	-5.05	125.57	128.60
1	AA	532	A	N7-C8-N9	5.05	116.33	113.80
1	AA	904	C	C2-N3-C4	-5.05	117.37	119.90
1	AA	1138	G	N3-C4-C5	-5.05	126.07	128.60
1	AA	1420	C	C4-C5-C6	5.05	119.93	117.40
24	AY	434	GLU	O-C-N	-5.05	114.61	122.70
35	BA	1491	G	O4'-C1'-N9	5.05	112.24	108.20
35	BA	1649	G	N1-C6-O6	5.05	122.93	119.90
35	BA	1767	C	N1-C2-N3	-5.05	115.66	119.20
35	BA	2506	U	C2-N1-C1'	5.05	123.77	117.70
1	AA	118	U	O4'-C1'-N1	5.05	112.24	108.20
1	AA	1023	G	C1'-O4'-C4'	-5.05	105.86	109.90
3	AC	131	ARG	NH1-CZ-NH2	-5.05	113.84	119.40
35	BA	1679	U	C4-C5-C6	-5.05	116.67	119.70
41	BG	21	ARG	NE-CZ-NH1	5.05	122.83	120.30
1	AA	820	U	N1-C1'-C2'	5.05	120.57	114.00
1	AA	1049	U	N3-C2-O2	-5.05	118.66	122.20
1	AA	1220	G	N7-C8-N9	5.05	115.63	113.10
1	AA	1458	G	N1-C6-O6	-5.05	116.87	119.90
3	AC	140	ARG	NE-CZ-NH2	-5.05	117.77	120.30
35	BA	34	C	N3-C2-O2	-5.05	118.36	121.90
35	BA	1107	G	C5-N7-C8	-5.05	101.78	104.30
35	BA	1157	G	C5-C6-N1	-5.05	108.97	111.50
35	BA	1207	C	C4-C5-C6	-5.05	114.87	117.40
35	BA	1492	G	N3-C4-C5	-5.05	126.07	128.60

Continued on next page...

Continued from previous page...

Mol	Chain	Res	Type	Atoms	Z	Observed(°)	Ideal(°)
35	BA	1702	G	N7-C8-N9	5.05	115.63	113.10
35	BA	2252	G	C4-C5-N7	-5.05	108.78	110.80
1	AA	7	G	C5'-C4'-C3'	-5.05	107.92	116.00
1	AA	195	A	N1-C2-N3	5.05	131.82	129.30
1	AA	683	G	N7-C8-N9	5.05	115.62	113.10
1	AA	852	G	C6-N1-C2	5.05	128.13	125.10
1	AA	1010	G	N3-C4-N9	-5.05	122.97	126.00
1	AA	1090	U	C5'-C4'-O4'	5.05	115.16	109.10
27	B2	69	ARG	NE-CZ-NH2	-5.05	117.78	120.30
35	BA	690	G	N1-C2-N3	5.05	126.93	123.90
35	BA	750	A	N1-C6-N6	5.05	121.63	118.60
35	BA	1559	G	C6-C5-N7	-5.05	127.37	130.40
35	BA	1635	G	C3'-C2'-C1'	5.05	105.54	101.50
35	BA	1888	G	N1-C2-N3	5.05	126.93	123.90
35	BA	2407	G	C1'-O4'-C4'	5.05	113.94	109.90
35	BA	2833	G	C4-C5-N7	-5.05	108.78	110.80
47	BP	41	ARG	NE-CZ-NH2	-5.05	117.78	120.30
1	AA	643	C	O4'-C1'-N1	-5.05	104.16	108.20
1	AA	1152	A	N3-C4-C5	5.05	130.33	126.80
35	BA	1823	G	C8-N9-C4	5.05	108.42	106.40
35	BA	1866	C	N3-C4-N4	5.05	121.53	118.00
35	BA	2392	A	N1-C6-N6	5.05	121.63	118.60
35	BA	2633	G	N9-C4-C5	5.05	107.42	105.40
35	BA	2640	G	C2-N3-C4	-5.05	109.38	111.90
36	BB	18	G	C6-C5-N7	-5.05	127.37	130.40
1	AA	684	A	C1'-O4'-C4'	5.05	113.94	109.90
1	AA	690	G	C4-C5-C6	5.05	121.83	118.80
1	AA	1020	U	N1-C2-N3	-5.05	111.87	114.90
1	AA	1180	A	C8-N9-C4	5.05	107.82	105.80
6	AF	43	LEU	CA-CB-CG	5.05	126.91	115.30
22	AV	27	U	N3-C2-O2	-5.05	118.67	122.20
35	BA	561	G	N1-C2-N3	5.05	126.93	123.90
35	BA	1007	C	C5-C6-N1	-5.05	118.48	121.00
35	BA	1231	G	C5-N7-C8	-5.05	101.78	104.30
35	BA	1365	A	N3-C4-C5	5.05	130.33	126.80
35	BA	1790	C	C2-N3-C4	5.05	122.42	119.90
35	BA	1816	G	C4-C5-N7	5.05	112.82	110.80
35	BA	2128	C	N1-C2-N3	5.05	122.73	119.20
35	BA	2710	C	O4'-C1'-N1	-5.05	104.16	108.20
35	BA	118	A	C1'-O4'-C4'	-5.04	105.86	109.90
35	BA	261	G	O4'-C1'-N9	5.04	112.24	108.20
1	AA	296	U	N3-C4-C5	5.04	117.63	114.60

Continued on next page...

Continued from previous page...

Mol	Chain	Res	Type	Atoms	Z	Observed(°)	Ideal(°)
1	AA	505	G	N7-C8-N9	-5.04	110.58	113.10
1	AA	892	A	C4-C5-N7	-5.04	108.18	110.70
1	AA	1374	A	C5'-C4'-O4'	5.04	115.15	109.10
1	AA	1445	C	N3-C2-O2	5.04	125.43	121.90
35	BA	564	C	O4'-C1'-N1	-5.04	104.17	108.20
35	BA	686	G	N7-C8-N9	5.04	115.62	113.10
35	BA	871	U	N1-C2-O2	-5.04	119.27	122.80
35	BA	1367	A	N7-C8-N9	-5.04	111.28	113.80
35	BA	1532	C	C6-N1-C2	5.04	122.32	120.30
35	BA	1893	C	C3'-C2'-C1'	-5.04	97.47	101.50
35	BA	2038	G	C6-C5-N7	5.04	133.43	130.40
35	BA	2512	C	C5-C6-N1	5.04	123.52	121.00
35	BA	2734	A	C5-C6-N1	-5.04	115.18	117.70
35	BA	2894	G	C2-N3-C4	5.04	114.42	111.90
1	AA	90	U	C3'-C2'-C1'	5.04	105.53	101.50
1	AA	819	A	N1-C6-N6	5.04	121.62	118.60
1	AA	981	U	C6-N1-C2	-5.04	117.98	121.00
1	AA	1396	A	N1-C2-N3	5.04	131.82	129.30
1	AA	1530	G	N3-C2-N2	-5.04	116.37	119.90
23	AX	13	A	C6-N1-C2	5.04	121.62	118.60
35	BA	87	C	C2-N3-C4	5.04	122.42	119.90
35	BA	1034	G	C6-N1-C2	-5.04	122.08	125.10
35	BA	1135	C	O4'-C1'-N1	-5.04	104.17	108.20
35	BA	1719	G	P-O3'-C3'	-5.04	113.65	119.70
35	BA	2108	C	N3-C4-C5	5.04	123.92	121.90
35	BA	2114	A	C4-C5-C6	-5.04	114.48	117.00
35	BA	2160	G	N9-C4-C5	-5.04	103.38	105.40
35	BA	2191	G	N3-C4-C5	5.04	131.12	128.60
35	BA	2475	C	N3-C4-C5	5.04	123.92	121.90
36	BB	78	A	C2-N3-C4	-5.04	108.08	110.60
1	AA	710	G	N1-C2-N3	-5.04	120.88	123.90
1	AA	1257	U	N3-C4-C5	-5.04	111.58	114.60
1	AA	1375	A	C5-C6-N1	-5.04	115.18	117.70
35	BA	906	G	C4-N9-C1'	5.04	133.05	126.50
35	BA	1594	G	N1-C2-N2	5.04	120.74	116.20
35	BA	1922	G	C4-C5-C6	5.04	121.82	118.80
35	BA	2555	U	C5-C4-O4	-5.04	122.88	125.90
1	AA	68	G	N9-C4-C5	-5.04	103.39	105.40
1	AA	502	G	N3-C4-N9	-5.04	122.98	126.00
1	AA	628	G	N7-C8-N9	-5.04	110.58	113.10
1	AA	1091	U	C2-N3-C4	5.04	130.02	127.00
1	AA	1429	C	C5-C4-N4	5.04	123.73	120.20

Continued on next page...

Continued from previous page...

Mol	Chain	Res	Type	Atoms	Z	Observed(°)	Ideal(°)
31	B6	17	LYS	C-N-CA	5.04	134.30	121.70
35	BA	1850	G	N3-C2-N2	5.04	123.43	119.90
35	BA	2231	C	C2-N3-C4	-5.04	117.38	119.90
35	BA	2532	G	N1-C6-O6	-5.04	116.88	119.90
36	BB	94	C	C1'-O4'-C4'	-5.04	105.87	109.90
36	BB	111	G	C5-N7-C8	-5.04	101.78	104.30
1	AA	189(J)	G	N9-C4-C5	-5.04	103.39	105.40
1	AA	929	G	N1-C6-O6	5.04	122.92	119.90
35	BA	111	A	N7-C8-N9	5.04	116.32	113.80
35	BA	150	C	C1'-O4'-C4'	5.04	113.93	109.90
35	BA	1115	G	O4'-C1'-N9	-5.04	104.17	108.20
35	BA	1919	A	C8-N9-C4	-5.04	103.78	105.80
35	BA	2268	A	C8-N9-C4	-5.04	103.78	105.80
35	BA	2339	G	C4'-C3'-C2'	-5.04	97.56	102.60
35	BA	70	G	N3-C4-C5	5.04	131.12	128.60
35	BA	1088	A	C4-C5-N7	-5.04	108.18	110.70
35	BA	1254	A	C5-C6-N6	-5.04	119.67	123.70
35	BA	2123	G	N7-C8-N9	-5.04	110.58	113.10
35	BA	2647	U	C3'-C2'-C1'	5.04	105.53	101.50
35	BA	2692	C	C3'-C2'-C1'	5.04	105.53	101.50
36	BB	12	C	C2-N3-C4	-5.04	117.38	119.90
1	AA	56	U	C5'-C4'-O4'	5.03	115.14	109.10
1	AA	106	C	N3-C2-O2	5.03	125.42	121.90
1	AA	260	G	C1'-O4'-C4'	-5.03	105.87	109.90
1	AA	437	U	C5-C6-N1	5.03	125.22	122.70
1	AA	647	C	N3-C4-C5	-5.03	119.89	121.90
1	AA	732	C	P-O5'-C5'	5.03	128.95	120.90
1	AA	987	G	C5'-C4'-O4'	5.03	115.14	109.10
1	AA	1046	A	C5-N7-C8	-5.03	101.38	103.90
1	AA	1264	C	N3-C4-N4	-5.03	114.48	118.00
1	AA	1316	G	C6-N1-C2	5.03	128.12	125.10
1	AA	1480	G	N1-C2-N3	-5.03	120.88	123.90
9	AI	104	ARG	NE-CZ-NH2	5.03	122.82	120.30
35	BA	9	U	N3-C2-O2	5.03	125.72	122.20
35	BA	1331	A	C1'-O4'-C4'	-5.03	105.87	109.90
35	BA	2772	C	C5-C6-N1	5.03	123.52	121.00
1	AA	197	A	C6-C5-N7	-5.03	128.78	132.30
1	AA	1036	G	O4'-C1'-N9	-5.03	104.17	108.20
1	AA	1174	G	N7-C8-N9	-5.03	110.58	113.10
35	BA	938	G	C6-N1-C2	5.03	128.12	125.10
35	BA	2450	A	O5'-P-OP2	-5.03	101.17	105.70
55	BX	5	TYR	CG-CD1-CE1	5.03	125.33	121.30

Continued on next page...

Continued from previous page...

Mol	Chain	Res	Type	Atoms	Z	Observed(°)	Ideal(°)
1	AA	136	C	N3-C4-C5	5.03	123.91	121.90
1	AA	305	G	O4'-C4'-C3'	5.03	110.12	106.10
1	AA	1013	G	C2-N3-C4	5.03	114.42	111.90
1	AA	1077	G	N1-C6-O6	-5.03	116.88	119.90
1	AA	1248	A	C8-N9-C4	-5.03	103.79	105.80
35	BA	608	A	C2-N3-C4	-5.03	108.08	110.60
35	BA	1380	G	C5-C6-N1	5.03	114.02	111.50
35	BA	1747	G	C8-N9-C4	-5.03	104.39	106.40
35	BA	2495	G	C8-N9-C4	-5.03	104.39	106.40
35	BA	485	C	C4-C5-C6	-5.03	114.89	117.40
35	BA	740	U	C5-C4-O4	-5.03	122.88	125.90
35	BA	880	G	C3'-C2'-C1'	5.03	105.52	101.50
35	BA	940	G	C5-C6-N1	5.03	114.02	111.50
35	BA	1616	A	O4'-C1'-N9	5.03	112.22	108.20
35	BA	1930	G	O4'-C1'-C2'	5.03	112.13	107.60
35	BA	2117	A	N7-C8-N9	-5.03	111.29	113.80
35	BA	2500	U	N3-C2-O2	-5.03	118.68	122.20
35	BA	2527	C	O4'-C1'-N1	-5.03	104.18	108.20
36	BB	1	U	N3-C4-O4	-5.03	115.88	119.40
1	AA	262	A	C8-N9-C4	-5.03	103.79	105.80
1	AA	490	G	C8-N9-C4	-5.03	104.39	106.40
1	AA	638	G	O4'-C1'-N9	5.03	112.22	108.20
1	AA	930	C	N1-C2-O2	-5.03	115.88	118.90
1	AA	1338	G	N1-C2-N2	-5.03	111.67	116.20
1	AA	1407	C	N3-C2-O2	-5.03	118.38	121.90
1	AA	1479	C	C2-N3-C4	-5.03	117.39	119.90
8	AH	37	ARG	NH1-CZ-NH2	-5.03	113.87	119.40
35	BA	222	A	C5-N7-C8	-5.03	101.39	103.90
35	BA	489	G	C4-C5-C6	-5.03	115.78	118.80
35	BA	977	G	N3-C4-C5	-5.03	126.09	128.60
35	BA	987	G	C5-N7-C8	-5.03	101.79	104.30
35	BA	1062	G	C6-N1-C2	5.03	128.12	125.10
35	BA	1213	A	C6-N1-C2	-5.03	115.58	118.60
35	BA	1328	G	N3-C4-N9	5.03	129.02	126.00
35	BA	1400	G	N3-C4-N9	-5.03	122.98	126.00
40	BF	18	ARG	NE-CZ-NH2	5.03	122.81	120.30
40	BF	99	TYR	CZ-CE2-CD2	5.03	124.33	119.80
41	BG	4	ASP	N-CA-C	5.03	124.58	111.00
1	AA	41	G	C6-C5-N7	5.03	133.41	130.40
1	AA	189(E)	U	O4'-C1'-N1	5.03	112.22	108.20
1	AA	264	U	C5-C6-N1	5.03	125.21	122.70
1	AA	1140	C	C1'-O4'-C4'	5.03	113.92	109.90

Continued on next page...

Continued from previous page...

Mol	Chain	Res	Type	Atoms	Z	Observed(°)	Ideal(°)
35	BA	301	G	N3-C4-C5	5.03	131.11	128.60
35	BA	627	A	N9-C4-C5	5.03	107.81	105.80
35	BA	654(M)	C	N1-C2-N3	-5.03	115.68	119.20
35	BA	710	G	N1-C2-N3	5.03	126.92	123.90
35	BA	888	C	N1-C1'-C2'	5.03	120.53	114.00
35	BA	1145	C	N1-C2-N3	-5.03	115.68	119.20
35	BA	1445(A)	C	N3-C4-C5	-5.03	119.89	121.90
35	BA	1757	U	C4-C5-C6	5.03	122.72	119.70
35	BA	2155	G	N7-C8-N9	5.03	115.61	113.10
35	BA	2388	A	C4-C5-C6	5.03	119.51	117.00
35	BA	2532	G	C5'-C4'-C3'	-5.03	107.96	116.00
1	AA	499	A	C2-N3-C4	5.02	113.11	110.60
18	AR	33	ASP	CB-CG-OD1	-5.02	113.78	118.30
24	AY	484	ARG	NH1-CZ-NH2	-5.02	113.87	119.40
35	BA	470	A	N1-C2-N3	5.02	131.81	129.30
1	AA	189(D)	C	C5'-C4'-O4'	5.02	115.13	109.10
1	AA	819	A	O4'-C4'-C3'	5.02	110.12	106.10
1	AA	1003	G	C5-C6-O6	5.02	131.61	128.60
1	AA	1031	G	C8-N9-C4	-5.02	104.39	106.40
35	BA	309	G	C8-N9-C4	5.02	108.41	106.40
35	BA	716	A	C6-C5-N7	-5.02	128.78	132.30
35	BA	962	G	C5-C6-N1	5.02	114.01	111.50
35	BA	1112	G	C8-N9-C4	-5.02	104.39	106.40
35	BA	1221(A)	C	N1-C2-N3	5.02	122.72	119.20
35	BA	1247	A	C4'-C3'-C2'	5.02	107.62	102.60
35	BA	1528	A	N3-C4-C5	-5.02	123.28	126.80
35	BA	1779	U	C1'-O4'-C4'	-5.02	105.88	109.90
35	BA	1809	A	N3-C4-C5	5.02	130.31	126.80
35	BA	2015	A	O4'-C1'-C2'	5.02	112.12	107.60
35	BA	2302	G	C4-C5-N7	-5.02	108.79	110.80
35	BA	2365	G	C5-N7-C8	5.02	106.81	104.30
35	BA	2464	C	O4'-C1'-N1	5.02	112.22	108.20
35	BA	2838	G	N7-C8-N9	-5.02	110.59	113.10
1	AA	1205	U	N3-C4-O4	5.02	122.92	119.40
35	BA	278	A	C5-C6-N6	5.02	127.72	123.70
35	BA	829	A	O4'-C4'-C3'	5.02	110.12	106.10
35	BA	1131	G	C2-N3-C4	5.02	114.41	111.90
35	BA	2022	U	O4'-C1'-N1	-5.02	104.18	108.20
1	AA	189(C)	C	O4'-C1'-N1	-5.02	104.18	108.20
1	AA	275	G	C8-N9-C4	5.02	108.41	106.40
1	AA	622	A	C1'-O4'-C4'	-5.02	105.88	109.90
1	AA	1001(A)	G	P-O3'-C3'	5.02	125.72	119.70

Continued on next page...

Continued from previous page...

Mol	Chain	Res	Type	Atoms	Z	Observed(°)	Ideal(°)
1	AA	1005	A	C8-N9-C4	5.02	107.81	105.80
1	AA	1349	A	C8-N9-C4	5.02	107.81	105.80
21	AU	24	ARG	NE-CZ-NH1	5.02	122.81	120.30
35	BA	118	A	N1-C2-N3	5.02	131.81	129.30
35	BA	419	C	N3-C4-N4	-5.02	114.49	118.00
35	BA	654(C)	G	C4-C5-N7	5.02	112.81	110.80
35	BA	1110	G	N3-C4-N9	-5.02	122.99	126.00
35	BA	1279	G	C5-C6-O6	-5.02	125.59	128.60
35	BA	1564	C	C4-C5-C6	5.02	119.91	117.40
35	BA	2779	U	C2-N1-C1'	5.02	123.72	117.70
1	AA	832	C	C5-C4-N4	-5.02	116.69	120.20
1	AA	987	G	N3-C2-N2	5.02	123.41	119.90
1	AA	1280	A	C6-C5-N7	5.02	135.81	132.30
22	AV	48	C	C4-C5-C6	-5.02	114.89	117.40
35	BA	1212	G	N3-C4-C5	5.02	131.11	128.60
35	BA	2614	A	N1-C6-N6	5.02	121.61	118.60
1	AA	522	C	N1-C2-O2	-5.02	115.89	118.90
35	BA	113	G	C6-N1-C2	5.02	128.11	125.10
35	BA	410	G	C3'-C2'-C1'	5.02	105.51	101.50
35	BA	2613	U	OP2-P-O3'	5.02	116.24	105.20
1	AA	494	U	C4-C5-C6	5.01	122.71	119.70
1	AA	515	G	N3-C4-C5	5.01	131.11	128.60
1	AA	1384	C	P-O3'-C3'	5.01	125.72	119.70
35	BA	357	A	N1-C6-N6	5.01	121.61	118.60
35	BA	861	A	N1-C2-N3	5.01	131.81	129.30
35	BA	1024	G	N9-C4-C5	-5.01	103.39	105.40
35	BA	1087	G	C5-C6-O6	-5.01	125.59	128.60
35	BA	2133	G	N1-C2-N3	-5.01	120.89	123.90
35	BA	2223	G	C8-N9-C4	-5.01	104.39	106.40
35	BA	2453	A	C5-C6-N1	5.01	120.21	117.70
35	BA	2487	G	N9-C4-C5	5.01	107.41	105.40
35	BA	2659	G	N3-C2-N2	-5.01	116.39	119.90
35	BA	2660	A	C6-N1-C2	-5.01	115.59	118.60
36	BB	52	A	O4'-C1'-C2'	5.01	112.11	107.60
36	BB	87	G	C4-C5-N7	5.01	112.81	110.80
1	AA	5	U	N1-C1'-C2'	-5.01	106.48	112.00
1	AA	290	C	C1'-O4'-C4'	5.01	113.91	109.90
1	AA	1180	A	C5-N7-C8	-5.01	101.39	103.90
24	AY	247	ARG	NE-CZ-NH2	-5.01	117.79	120.30
35	BA	143	G	C8-N9-C4	-5.01	104.39	106.40
35	BA	320	A	N7-C8-N9	-5.01	111.29	113.80
35	BA	1456	G	O4'-C1'-N9	-5.01	104.19	108.20

Continued on next page...

Continued from previous page...

Mol	Chain	Res	Type	Atoms	Z	Observed(°)	Ideal(°)
35	BA	2103	C	C2-N3-C4	-5.01	117.39	119.90
35	BA	2433	A	N1-C2-N3	-5.01	126.79	129.30
35	BA	2889	C	N3-C4-N4	5.01	121.51	118.00
48	BQ	5	ARG	NE-CZ-NH1	-5.01	117.79	120.30
1	AA	22	G	N1-C6-O6	5.01	122.91	119.90
1	AA	688	G	N3-C4-N9	5.01	129.01	126.00
1	AA	958	A	C1'-O4'-C4'	-5.01	105.89	109.90
1	AA	1077	G	P-O5'-C5'	-5.01	112.88	120.90
1	AA	1306	A	N1-C2-N3	5.01	131.81	129.30
35	BA	131	G	O4'-C1'-N9	5.01	112.21	108.20
35	BA	136	G	C5-C6-N1	5.01	114.01	111.50
35	BA	890	A	C3'-C2'-C1'	5.01	105.51	101.50
35	BA	2151	G	N9-C1'-C2'	-5.01	106.49	112.00
35	BA	2858	C	N3-C4-N4	-5.01	114.49	118.00
36	BB	80	U	N3-C4-O4	-5.01	115.89	119.40
1	AA	34	C	N1-C2-O2	-5.01	115.89	118.90
1	AA	531	U	C6-N1-C2	5.01	124.01	121.00
1	AA	602	A	N9-C4-C5	5.01	107.80	105.80
1	AA	857	C	C2-N3-C4	-5.01	117.39	119.90
1	AA	1310	G	C5-C6-O6	-5.01	125.59	128.60
35	BA	148	C	C6-N1-C2	5.01	122.30	120.30
35	BA	518	G	C4-C5-N7	5.01	112.80	110.80
35	BA	943	U	C2-N3-C4	5.01	130.01	127.00
35	BA	1347	G	C5'-C4'-C3'	-5.01	107.98	116.00
35	BA	2559	C	C2-N3-C4	-5.01	117.39	119.90
35	BA	2588	G	N1-C2-N2	-5.01	111.69	116.20
1	AA	695	A	C5-C6-N6	5.01	127.71	123.70
35	BA	314	A	N3-C4-N9	-5.01	123.39	127.40
35	BA	748	G	C8-N9-C4	-5.01	104.40	106.40
35	BA	1047	G	C4-C5-N7	5.01	112.80	110.80
35	BA	2124	G	C6-C5-N7	-5.01	127.39	130.40
35	BA	2745	C	N3-C2-O2	5.01	125.41	121.90
1	AA	61	G	C4-C5-C6	5.01	121.80	118.80
1	AA	296	U	C2-N3-C4	-5.01	124.00	127.00
1	AA	1185	G	N3-C4-N9	5.01	129.00	126.00
35	BA	58	G	N9-C4-C5	-5.01	103.40	105.40
35	BA	380	U	N3-C4-O4	5.01	122.90	119.40
35	BA	420	C	N1-C2-O2	5.01	121.90	118.90
35	BA	614	U	C5-C4-O4	5.01	128.90	125.90
35	BA	997	G	N9-C1'-C2'	-5.01	106.49	112.00
35	BA	1784	A	N7-C8-N9	5.01	116.30	113.80
35	BA	1824	G	N1-C2-N2	-5.01	111.69	116.20

Continued on next page...

Continued from previous page...

Mol	Chain	Res	Type	Atoms	Z	Observed(°)	Ideal(°)
35	BA	2430	A	C5-C6-N1	5.01	120.20	117.70
35	BA	2763	G	C3'-C2'-C1'	5.01	105.50	101.50
1	AA	111	G	N1-C6-O6	-5.00	116.90	119.90
1	AA	767	A	C2-N3-C4	5.00	113.10	110.60
1	AA	1085	U	P-O3'-C3'	5.00	125.71	119.70
10	AJ	95	GLU	OE1-CD-OE2	-5.00	117.29	123.30
22	AV	58	A	N1-C6-N6	-5.00	115.60	118.60
35	BA	68	G	N3-C2-N2	5.00	123.40	119.90
35	BA	404	C	N3-C2-O2	-5.00	118.40	121.90
35	BA	1128	A	O4'-C1'-N9	-5.00	104.20	108.20
35	BA	1244	G	C6-C5-N7	-5.00	127.40	130.40
35	BA	1690	A	O4'-C1'-N9	-5.00	104.20	108.20
35	BA	2154	G	C5-N7-C8	-5.00	101.80	104.30
1	AA	242	C	C5'-C4'-O4'	5.00	115.10	109.10
1	AA	370	C	N3-C4-C5	5.00	123.90	121.90
1	AA	893	C	N3-C4-N4	5.00	121.50	118.00
4	AD	153	ARG	NE-CZ-NH1	-5.00	117.80	120.30
22	AV	36	U	C1'-O4'-C4'	-5.00	105.90	109.90
35	BA	196	A	C2-N3-C4	-5.00	108.10	110.60
35	BA	271(H)	G	C5-C6-N1	-5.00	109.00	111.50
35	BA	388	G	O4'-C1'-N9	5.00	112.20	108.20
35	BA	526	A	N9-C4-C5	5.00	107.80	105.80
35	BA	685	A	C8-N9-C4	-5.00	103.80	105.80
35	BA	2678	C	N1-C1'-C2'	-5.00	106.50	112.00
36	BB	29	A	C5-C6-N6	5.00	127.70	123.70
54	BW	25	ARG	NE-CZ-NH2	-5.00	117.80	120.30
1	AA	152	A	N3-C4-N9	5.00	131.40	127.40
1	AA	1186	G	C5'-C4'-C3'	-5.00	108.00	116.00
1	AA	1524	C	O5'-P-OP1	-5.00	101.20	105.70
22	AV	46	G	N1-C2-N3	-5.00	120.90	123.90
35	BA	278	A	C2-N3-C4	-5.00	108.10	110.60
35	BA	361	G	C4-C5-N7	-5.00	108.80	110.80
35	BA	613	G	C4-C5-N7	5.00	112.80	110.80
35	BA	1559	G	C4-C5-C6	5.00	121.80	118.80
35	BA	2194	G	O4'-C1'-N9	-5.00	104.20	108.20
35	BA	2852	G	C5-C6-O6	-5.00	125.60	128.60

All (3) chirality outliers are listed below:

Mol	Chain	Res	Type	Atom
1	AA	575	G	C3'
35	BA	1799	G	C3'

Continued on next page...

Continued from previous page...

Mol	Chain	Res	Type	Atom
35	BA	1992	G	C3'

All (514) planarity outliers are listed below:

Mol	Chain	Res	Type	Group
1	AA	1001	A	Sidechain
1	AA	1002	G	Sidechain
1	AA	1003	G	Sidechain
1	AA	1053	G	Sidechain
1	AA	1055	A	Sidechain
1	AA	1067	A	Sidechain
1	AA	1077	G	Sidechain
1	AA	108	G	Sidechain
1	AA	1081	G	Sidechain
1	AA	110	C	Sidechain
1	AA	1109	C	Sidechain
1	AA	1119	C	Sidechain
1	AA	112	G	Sidechain
1	AA	1129	C	Sidechain
1	AA	1176	A	Sidechain
1	AA	1179	A	Sidechain
1	AA	1183	A	Sidechain
1	AA	1184	G	Sidechain
1	AA	1190	G	Sidechain
1	AA	1201	A	Sidechain
1	AA	1202	G	Sidechain
1	AA	1219	U	Sidechain
1	AA	1226	C	Sidechain
1	AA	1231	G	Sidechain
1	AA	1268	A	Sidechain
1	AA	1278	U	Sidechain
1	AA	1295	G	Sidechain
1	AA	1304	G	Sidechain
1	AA	1331	G	Sidechain
1	AA	1356	G	Sidechain
1	AA	1357	A	Sidechain
1	AA	1370	G	Sidechain
1	AA	1380	U	Sidechain
1	AA	1390	U	Sidechain
1	AA	1401	G	Sidechain
1	AA	1402	C	Sidechain
1	AA	1403	C	Sidechain

Continued on next page...

Continued from previous page...

Mol	Chain	Res	Type	Group
1	AA	1414	U	Sidechain
1	AA	1417	G	Sidechain
1	AA	1421	G	Sidechain
1	AA	1456	G	Sidechain
1	AA	1457	G	Sidechain
1	AA	1485	U	Sidechain
1	AA	1496	C	Sidechain
1	AA	1498	U	Sidechain
1	AA	1502	A	Sidechain
1	AA	1506	U	Sidechain
1	AA	1512	U	Sidechain
1	AA	1530	G	Sidechain
1	AA	172	A	Sidechain
1	AA	203	U	Sidechain
1	AA	21	G	Sidechain
1	AA	251	G	Sidechain
1	AA	253	U	Sidechain
1	AA	265	G	Sidechain
1	AA	274	A	Sidechain
1	AA	361	G	Sidechain
1	AA	368	U	Sidechain
1	AA	37	U	Sidechain
1	AA	371	G	Sidechain
1	AA	380	G	Sidechain
1	AA	382	A	Sidechain
1	AA	387	U	Sidechain
1	AA	39	G	Sidechain
1	AA	397	A	Sidechain
1	AA	399	G	Sidechain
1	AA	412	A	Sidechain
1	AA	436	C	Sidechain
1	AA	493	G	Sidechain
1	AA	5	U	Sidechain
1	AA	510	A	Sidechain
1	AA	548	G	Sidechain
1	AA	573	A	Sidechain
1	AA	575	G	Sidechain
1	AA	576	G	Sidechain
1	AA	596	C	Sidechain
1	AA	598	U	Sidechain
1	AA	628	G	Sidechain
1	AA	636	U	Sidechain

Continued on next page...

Continued from previous page...

Mol	Chain	Res	Type	Group
1	AA	641	U	Sidechain
1	AA	657	G	Sidechain
1	AA	661	G	Sidechain
1	AA	666	G	Sidechain
1	AA	667	G	Sidechain
1	AA	669	U	Sidechain
1	AA	672	U	Sidechain
1	AA	676	A	Sidechain
1	AA	690	G	Sidechain
1	AA	694	A	Sidechain
1	AA	697	U	Sidechain
1	AA	741	G	Sidechain
1	AA	748	C	Sidechain
1	AA	760	G	Sidechain
1	AA	768	A	Sidechain
1	AA	769	G	Sidechain
1	AA	773	G	Sidechain
1	AA	793	U	Sidechain
1	AA	835	U	Sidechain
1	AA	867	G	Sidechain
1	AA	876	G	Sidechain
1	AA	878	G	Sidechain
1	AA	879	C	Sidechain
1	AA	882	C	Sidechain
1	AA	887	G	Sidechain
1	AA	894	G	Sidechain
1	AA	898	G	Sidechain
1	AA	931	C	Sidechain
1	AA	955	U	Sidechain
1	AA	961	U	Sidechain
1	AA	971	G	Sidechain
1	AA	981	U	Sidechain
2	AB	130	ARG	Sidechain
2	AB	144	ARG	Sidechain
2	AB	178	ARG	Sidechain
2	AB	20	GLU	Sidechain
2	AB	37	ASN	Sidechain
2	AB	50	GLU	Sidechain
2	AB	53	ARG	Sidechain
2	AB	82	ARG	Sidechain
2	AB	94	ASN	Sidechain
2	AB	96	ARG	Sidechain

Continued on next page...

Continued from previous page...

Mol	Chain	Res	Type	Group
3	AC	104	GLN	Sidechain
4	AD	107	ARG	Sidechain
4	AD	114	ARG	Sidechain
4	AD	116	GLN	Sidechain
4	AD	13	ARG	Sidechain
4	AD	132	ARG	Sidechain
4	AD	141	ARG	Sidechain
4	AD	145	GLU	Sidechain
4	AD	168	ARG	Sidechain
4	AD	191	ARG	Sidechain
4	AD	49	ARG	Sidechain
4	AD	53	ASP	Sidechain
4	AD	62	GLN	Sidechain
4	AD	66	ARG	Sidechain
4	AD	73	ARG	Sidechain
5	AE	18	ARG	Sidechain
5	AE	5	ASP	Sidechain
5	AE	64	ARG	Sidechain
6	AF	27	GLN	Sidechain
6	AF	3	ARG	Sidechain
6	AF	36	ARG	Sidechain
6	AF	42	GLU	Sidechain
6	AF	74	ASP	Sidechain
7	AG	13	GLN	Sidechain
7	AG	139	GLU	Sidechain
7	AG	149	ARG	Sidechain
7	AG	15	ASP	Sidechain
7	AG	155	ARG	Sidechain
7	AG	32	ARG	Sidechain
7	AG	41	ARG	Sidechain
7	AG	52	GLU	Sidechain
7	AG	64	GLN	Sidechain
7	AG	76	ARG	Sidechain
7	AG	84	ASN	Sidechain
8	AH	122	ARG	Sidechain
8	AH	125	ARG	Sidechain
8	AH	136	GLU	Sidechain
8	AH	18	ARG	Sidechain
8	AH	22	GLU	Sidechain
8	AH	41	ARG	Sidechain
8	AH	70	GLN	Sidechain
8	AH	84	ARG	Sidechain

Continued on next page...

Continued from previous page...

Mol	Chain	Res	Type	Group
9	AI	104	ARG	Mainchain
9	AI	120	ARG	Sidechain
9	AI	128	ARG	Sidechain
9	AI	2	GLU	Sidechain
9	AI	29	ASN	Sidechain
9	AI	34	ASN	Sidechain
9	AI	53	VAL	Mainchain
9	AI	66	ARG	Sidechain
9	AI	9	ARG	Sidechain
10	AJ	29	ARG	Sidechain
10	AJ	83	GLU	Sidechain
10	AJ	95	GLU	Sidechain
11	AK	81	ASP	Sidechain
11	AK	93	GLN	Sidechain
11	AK	96	ARG	Sidechain
12	AL	102	ARG	Sidechain
12	AL	16	GLU	Sidechain
12	AL	19	ARG	Sidechain
13	AM	114	ARG	Sidechain
13	AM	14	ARG	Sidechain
13	AM	3	ARG	Sidechain
13	AM	55	ARG	Sidechain
13	AM	58	GLU	Sidechain
13	AM	62	ASN	Sidechain
14	AN	26	ARG	Sidechain
14	AN	35	ARG	Sidechain
14	AN	57	ARG	Sidechain
15	AO	21	ASP	Sidechain
15	AO	79	ARG	Sidechain
16	AP	32	TYR	Sidechain
16	AP	54	GLU	Sidechain
18	AR	72	ARG	Sidechain
20	AT	15	ARG	Sidechain
20	AT	25	ARG	Sidechain
20	AT	79	ARG	Sidechain
20	AT	8	ARG	Sidechain
20	AT	86	ARG	Sidechain
20	AT	9	ASN	Sidechain
20	AT	90	GLN	Sidechain
21	AU	22	ARG	Sidechain
22	AV	29	G	Sidechain
22	AV	4	G	Sidechain

Continued on next page...

Continued from previous page...

Mol	Chain	Res	Type	Group
22	AV	46	G	Sidechain
22	AV	8	U	Sidechain
23	AX	12	A	Sidechain
23	AX	17	U	Sidechain
24	AY	13	ARG	Sidechain
24	AY	151	ARG	Sidechain
24	AY	156	ARG	Sidechain
24	AY	182	ARG	Sidechain
24	AY	210	ARG	Sidechain
24	AY	226	ASN	Sidechain
24	AY	295	GLU	Sidechain
24	AY	300	GLU	Sidechain
24	AY	354	ARG	Sidechain
24	AY	357	ARG	Sidechain
24	AY	363	ARG	Sidechain
24	AY	403	GLU	Sidechain
24	AY	406	GLU	Sidechain
24	AY	445	GLU	Sidechain
24	AY	460	GLU	Sidechain
24	AY	465	ARG	Sidechain
24	AY	598	ASP	Sidechain
24	AY	607	ARG	Sidechain
24	AY	637	ARG	Sidechain
25	B0	11	ARG	Sidechain
25	B0	12	ASN	Sidechain
25	B0	82	ARG	Sidechain
26	B1	52	ARG	Sidechain
26	B1	57	GLU	Sidechain
26	B1	76	ARG	Sidechain
27	B2	30	ARG	Sidechain
27	B2	34	GLU	Sidechain
27	B2	43	GLN	Sidechain
27	B2	68	ARG	Sidechain
27	B2	70	GLN	Sidechain
28	B3	18	ASP	Sidechain
28	B3	3	ARG	Sidechain
28	B3	30	ARG	Sidechain
28	B3	55	ARG	Sidechain
29	B4	20	ASN	Sidechain
30	B5	51	TYR	Sidechain
31	B6	20	ASN	Sidechain
31	B6	28	ARG	Sidechain

Continued on next page...

Continued from previous page...

Mol	Chain	Res	Type	Group
31	B6	51	GLU	Sidechain
32	B7	23	ARG	Sidechain
32	B7	35	ARG	Sidechain
33	B8	13	ARG	Sidechain
33	B8	30	ARG	Sidechain
33	B8	42	ARG	Sidechain
35	BA	1001	A	Sidechain
35	BA	1034	G	Sidechain
35	BA	1148	A	Sidechain
35	BA	1155	A	Sidechain
35	BA	1156	A	Sidechain
35	BA	1176	G	Sidechain
35	BA	1178	C	Sidechain
35	BA	1183	G	Sidechain
35	BA	1191	G	Sidechain
35	BA	1199	U	Sidechain
35	BA	1215	G	Sidechain
35	BA	123	G	Sidechain
35	BA	1231	G	Sidechain
35	BA	1236	G	Sidechain
35	BA	1241	A	Sidechain
35	BA	1252	G	Sidechain
35	BA	1253	A	Sidechain
35	BA	1255	U	Sidechain
35	BA	1276	A	Sidechain
35	BA	128	C	Sidechain
35	BA	1297	C	Sidechain
35	BA	1301	A	Sidechain
35	BA	1355	G	Sidechain
35	BA	1359	A	Sidechain
35	BA	1368	G	Sidechain
35	BA	1379	A	Sidechain
35	BA	1416	G	Sidechain
35	BA	1436	G	Sidechain
35	BA	147	U	Sidechain
35	BA	1492	G	Sidechain
35	BA	1493	C	Sidechain
35	BA	1496	A	Sidechain
35	BA	155	U	Sidechain
35	BA	1558	A	Sidechain
35	BA	1578	U	Sidechain
35	BA	1614	A	Sidechain

Continued on next page...

Continued from previous page...

Mol	Chain	Res	Type	Group
35	BA	1620	G	Sidechain
35	BA	1622	G	Sidechain
35	BA	1623	G	Sidechain
35	BA	1633	G	Sidechain
35	BA	1638	C	Sidechain
35	BA	1642	G	Sidechain
35	BA	1768	U	Sidechain
35	BA	1772	G	Sidechain
35	BA	1773	A	Sidechain
35	BA	1775	U	Sidechain
35	BA	1776	G	Sidechain
35	BA	178	G	Sidechain
35	BA	1781	C	Sidechain
35	BA	1784	A	Sidechain
35	BA	1810	A	Sidechain
35	BA	1818	U	Sidechain
35	BA	1822	G	Sidechain
35	BA	1827	C	Sidechain
35	BA	1833	U	Sidechain
35	BA	1841	U	Sidechain
35	BA	1919	A	Sidechain
35	BA	1920	C	Sidechain
35	BA	1926	U	Sidechain
35	BA	1929	G	Sidechain
35	BA	1953	A	Sidechain
35	BA	1992	G	Sidechain
35	BA	200	U	Sidechain
35	BA	2000	G	Sidechain
35	BA	2009	G	Sidechain
35	BA	2010	G	Sidechain
35	BA	2031	A	Sidechain
35	BA	2050	C	Sidechain
35	BA	2051	A	Sidechain
35	BA	2052	G	Sidechain
35	BA	2053	G	Sidechain
35	BA	2059	A	Sidechain
35	BA	2070	G	Sidechain
35	BA	2093	G	Sidechain
35	BA	21	A	Sidechain
35	BA	2126	A	Sidechain
35	BA	2133	G	Sidechain
35	BA	2192	G	Sidechain

Continued on next page...

Continued from previous page...

Mol	Chain	Res	Type	Group
35	BA	2229	C	Sidechain
35	BA	2250	G	Sidechain
35	BA	2290	G	Sidechain
35	BA	2310	A	Sidechain
35	BA	2320	A	Sidechain
35	BA	2340	G	Sidechain
35	BA	2344	U	Sidechain
35	BA	2359	C	Sidechain
35	BA	2383	G	Sidechain
35	BA	2387	U	Sidechain
35	BA	2393	A	Sidechain
35	BA	2401	U	Sidechain
35	BA	242	G	Sidechain
35	BA	2434	A	Sidechain
35	BA	2437	U	Sidechain
35	BA	2438	U	Sidechain
35	BA	2464	C	Sidechain
35	BA	2474	C	Sidechain
35	BA	2477	C	Sidechain
35	BA	2494	G	Sidechain
35	BA	2504	U	Sidechain
35	BA	2506	U	Sidechain
35	BA	2508	G	Sidechain
35	BA	2517	C	Sidechain
35	BA	2518	A	Sidechain
35	BA	2550	G	Sidechain
35	BA	2564	A	Sidechain
35	BA	2569	G	Sidechain
35	BA	2588	G	Sidechain
35	BA	2589	A	Sidechain
35	BA	2609	U	Sidechain
35	BA	2620	C	Sidechain
35	BA	2659	G	Sidechain
35	BA	2685	G	Sidechain
35	BA	27	G	Sidechain
35	BA	2708	G	Sidechain
35	BA	271	A	Sidechain
35	BA	271(I)	G	Sidechain
35	BA	2716	U	Sidechain
35	BA	2734	A	Sidechain
35	BA	2746	U	Sidechain
35	BA	2775	A	Sidechain

Continued on next page...

Continued from previous page...

Mol	Chain	Res	Type	Group
35	BA	2779	U	Sidechain
35	BA	283	A	Sidechain
35	BA	2835	A	Sidechain
35	BA	2857	G	Sidechain
35	BA	303	U	Sidechain
35	BA	331	A	Sidechain
35	BA	350	U	Sidechain
35	BA	383	U	Sidechain
35	BA	463	G	Sidechain
35	BA	50	U	Sidechain
35	BA	505	A	Sidechain
35	BA	528	A	Sidechain
35	BA	539	G	Sidechain
35	BA	606	U	Sidechain
35	BA	642	G	Sidechain
35	BA	686	G	Sidechain
35	BA	688	U	Sidechain
35	BA	699	A	Sidechain
35	BA	711	G	Sidechain
35	BA	722	A	Sidechain
35	BA	742	G	Sidechain
35	BA	75	G	Sidechain
35	BA	752	A	Sidechain
35	BA	756	C	Sidechain
35	BA	760	G	Sidechain
35	BA	781	A	Sidechain
35	BA	788	A	Sidechain
35	BA	80	G	Sidechain
35	BA	83	G	Sidechain
35	BA	830	G	Sidechain
35	BA	845	G	Sidechain
35	BA	895	U	Sidechain
35	BA	913	U	Sidechain
35	BA	945	A	Sidechain
35	BA	946	G	Sidechain
35	BA	953	A	Sidechain
35	BA	954	G	Sidechain
35	BA	958	U	Sidechain
35	BA	980	A	Sidechain
35	BA	987	G	Sidechain
35	BA	990	A	Sidechain
36	BB	42	C	Sidechain

Continued on next page...

Continued from previous page...

Mol	Chain	Res	Type	Group
36	BB	99	G	Sidechain
37	BC	130	ARG	Sidechain
37	BC	189	ASN	Sidechain
37	BC	211	ARG	Sidechain
37	BC	28	ARG	Sidechain
37	BC	53	ARG	Sidechain
37	BC	7	ARG	Sidechain
37	BC	82	GLU	Sidechain
38	BD	176	ARG	Sidechain
38	BD	217	ARG	Sidechain
38	BD	253	GLN	Sidechain
38	BD	260	ARG	Sidechain
38	BD	262	ARG	Sidechain
38	BD	52	ARG	Sidechain
38	BD	60	ARG	Sidechain
38	BD	88	ARG	Sidechain
39	BE	136	ARG	Sidechain
39	BE	171	GLU	Sidechain
39	BE	179	GLU	Sidechain
39	BE	18	ASP	Sidechain
39	BE	58	ARG	Sidechain
39	BE	76	ARG	Sidechain
40	BF	168	ARG	Sidechain
40	BF	17	ARG	Sidechain
40	BF	191	ARG	Sidechain
40	BF	72	ARG	Sidechain
41	BG	112	PRO	Mainchain,Peptide
41	BG	58	GLN	Sidechain
41	BG	9	ARG	Sidechain
42	BH	101	ARG	Sidechain
42	BH	127	GLU	Sidechain
42	BH	132	ARG	Sidechain
42	BH	34	GLU	Sidechain
42	BH	57	ASP	Sidechain
43	BK	110	GLN	Sidechain
43	BK	119	ASP	Sidechain
43	BK	47	ASN	Sidechain
43	BK	6	ALA	Peptide
43	BK	62	ASP	Sidechain
44	BL	116	GLU	Sidechain
44	BL	73	ARG	Sidechain
44	BL	82	GLU	Sidechain

Continued on next page...

Continued from previous page...

Mol	Chain	Res	Type	Group
45	BN	12	ARG	Sidechain
45	BN	136	GLU	Sidechain
45	BN	58	ASP	Sidechain
45	BN	68	GLU	Sidechain
45	BN	88	GLU	Sidechain
46	BO	105	GLU	Sidechain
46	BO	107	ARG	Sidechain
46	BO	13	ASN	Sidechain
46	BO	94	ARG	Sidechain
47	BP	18	ARG	Sidechain
47	BP	7	ARG	Sidechain
47	BP	9	ASN	Sidechain
47	BP	90	ARG	Sidechain
47	BP	92	GLU	Sidechain
47	BP	94	GLU	Sidechain
48	BQ	101	ARG	Sidechain
48	BQ	6	ARG	Sidechain
48	BQ	60	ARG	Sidechain
48	BQ	91	GLU	Sidechain
49	BR	104	ARG	Sidechain
49	BR	59	ASP	Sidechain
49	BR	86	ARG	Sidechain
50	BS	17	ARG	Sidechain
50	BS	23	ARG	Sidechain
50	BS	38	GLN	Sidechain
51	BT	108	ARG	Sidechain
51	BT	115	ARG	Sidechain
51	BT	128	GLU	Sidechain
51	BT	13	ARG	Sidechain
51	BT	29	ARG	Sidechain
51	BT	3	ARG	Sidechain
51	BT	36	GLU	Sidechain
51	BT	43	GLN	Sidechain
51	BT	95	ARG	Sidechain
51	BT	96	ARG	Sidechain
52	BU	11	ARG	Sidechain
52	BU	36	ARG	Sidechain
52	BU	58	ARG	Sidechain
52	BU	59	ARG	Sidechain
53	BV	11	GLN	Sidechain
53	BV	13	ARG	Sidechain
53	BV	83	ARG	Sidechain

Continued on next page...

Continued from previous page...

Mol	Chain	Res	Type	Group
54	BW	15	ARG	Sidechain
54	BW	25	ARG	Sidechain
54	BW	40	ASN	Sidechain
54	BW	9	TYR	Sidechain
54	BW	99	ARG	Sidechain
55	BX	68	ARG	Sidechain
56	BY	23	ARG	Sidechain
56	BY	73	ARG	Sidechain
57	BZ	112	ARG	Sidechain
57	BZ	20	ARG	Sidechain
57	BZ	30	ASN	Sidechain
57	BZ	31	ARG	Sidechain
57	BZ	4	ARG	Sidechain
57	BZ	43	GLU	Sidechain

5.2 Too-close contacts ⓘ

In the following table, the Non-H and H(model) columns list the number of non-hydrogen atoms and hydrogen atoms in the chain respectively. The H(added) column lists the number of hydrogen atoms added and optimized by MolProbity. The Clashes column lists the number of clashes within the asymmetric unit, whereas Symm-Clashes lists symmetry related clashes.

Mol	Chain	Non-H	H(model)	H(added)	Clashes	Symm-Clashes
1	AA	32329	0	16035	1572	0
2	AB	1900	0	1951	268	0
3	AC	1612	0	1677	202	0
4	AD	1703	0	1767	195	0
5	AE	1146	0	1207	147	0
6	AF	843	0	857	95	0
7	AG	1257	0	1296	109	0
8	AH	1116	0	1177	98	0
9	AI	1010	0	1037	148	0
10	AJ	794	0	840	178	0
11	AK	885	0	904	79	0
12	AL	970	0	1057	149	0
13	AM	987	0	1059	140	0
14	AN	492	0	533	56	0
15	AO	734	0	771	71	0
16	AP	700	0	720	91	0
17	AQ	823	0	891	71	0
18	AR	574	0	644	92	0
19	AS	629	0	652	142	0

Continued on next page...

Continued from previous page...

Mol	Chain	Non-H	H(model)	H(added)	Clashes	Symm-Clashes
20	AT	763	0	861	124	0
21	AU	208	0	221	15	0
22	AV	1640	0	820	94	0
23	AX	230	0	119	17	0
24	AY	5214	0	5288	759	0
25	B0	662	0	688	86	0
26	B1	731	0	808	132	0
27	B2	598	0	653	123	0
28	B3	467	0	523	75	0
29	B4	450	0	449	101	0
30	B5	459	0	480	97	0
31	B6	433	0	461	177	0
32	B7	418	0	467	45	0
33	B8	507	0	576	112	0
34	B9	307	0	338	41	0
35	BA	62474	0	31032	3261	0
36	BB	2551	0	1278	167	0
37	BC	1742	0	1798	183	0
38	BD	2145	0	2234	311	0
39	BE	1563	0	1629	273	0
40	BF	1623	0	1677	288	0
41	BG	1474	0	1535	278	0
42	BH	1268	0	1337	209	0
43	BK	1025	0	1066	184	0
44	BL	477	0	509	17	0
45	BN	1104	0	1180	154	0
46	BO	933	0	996	116	0
47	BP	1114	0	1187	270	0
48	BQ	1122	0	1179	151	0
49	BR	960	0	1021	157	0
50	BS	770	0	832	177	0
51	BT	1141	0	1202	266	0
52	BU	958	0	1015	166	0
53	BV	779	0	852	142	0
54	BW	896	0	953	123	0
55	BX	725	0	778	97	0
56	BY	810	0	901	174	0
57	BZ	1467	0	1492	249	0
58	AY	37	0	46	17	0
59	AY	28	0	12	6	0
All	All	152777	0	105568	12278	0

The all-atom clashscore is defined as the number of clashes found per 1000 atoms (including

hydrogen atoms). The all-atom clashscore for this structure is 48.

All (12278) close contacts within the same asymmetric unit are listed below, sorted by their clash magnitude.

Atom-1	Atom-2	Interatomic distance (Å)	Clash overlap (Å)
24:AY:252:ASP:CB	24:AY:254:LYS:HE3	1.55	1.36
37:BC:118:PRO:HA	37:BC:121:MET:CG	1.60	1.31
53:BV:18:LEU:HD22	53:BV:19:LYS:N	1.45	1.30
1:AA:1158:C:C5'	2:AB:133:LYS:HE2	1.62	1.28
53:BV:18:LEU:CD2	53:BV:19:LYS:H	1.50	1.25
42:BH:157:TYR:CE1	42:BH:171:LEU:HD22	1.71	1.24
35:BA:1378:A:O2'	35:BA:1379:A:H5''	1.35	1.23
1:AA:509:A:H5'	1:AA:510:A:OP2	1.34	1.22
9:AI:4:TYR:HB2	9:AI:19:LEU:HB2	1.23	1.19
4:AD:18:LYS:HE2	4:AD:20:TYR:CE1	1.78	1.19
35:BA:2262:U:H2'	35:BA:2263:C:H5'	1.26	1.17
38:BD:32:SER:O	38:BD:36:PRO:HG3	1.45	1.16
24:AY:490:PRO:HG3	24:AY:516:PRO:HD2	1.26	1.16
51:BT:53:ARG:HH11	51:BT:53:ARG:HB3	1.09	1.16
42:BH:157:TYR:CE1	42:BH:171:LEU:CD2	2.28	1.16
35:BA:1899:G:N2	35:BA:1902:C:H41	1.42	1.16
35:BA:2473:U:H3'	35:BA:2474:C:H5''	1.23	1.15
24:AY:276:VAL:HA	24:AY:280:LEU:HD23	1.29	1.15
1:AA:1238:A:H5'	1:AA:1336:C:H41	1.10	1.15
41:BG:77:ILE:HG22	41:BG:80:PHE:H	1.04	1.15
39:BE:24:THR:HG22	39:BE:186:GLY:HA2	1.27	1.14
35:BA:211:A:H2'	35:BA:212:G:H5''	1.28	1.14
38:BD:166:GLN:HE21	38:BD:166:GLN:HA	1.12	1.14
41:BG:133:LEU:HD11	41:BG:157:ILE:HD12	1.22	1.14
16:AP:20:VAL:HG21	16:AP:32:TYR:HB2	1.30	1.14
24:AY:157:LEU:HD23	24:AY:157:LEU:H	1.05	1.14
35:BA:2645:G:H3'	35:BA:2646:C:H5'	1.29	1.13
25:B0:11:ARG:HB2	25:B0:11:ARG:HH11	1.01	1.13
55:BX:12:VAL:HB	55:BX:17:ALA:HB1	1.19	1.13
35:BA:925:C:H2'	35:BA:926:A:H5''	1.31	1.12
11:AK:111:ASP:HA	18:AR:84:LYS:HD2	1.31	1.11
57:BZ:28:MET:HB3	57:BZ:88:PHE:HB2	1.15	1.11
42:BH:157:TYR:HE1	42:BH:171:LEU:CD2	1.60	1.11
38:BD:34:VAL:HG23	38:BD:35:LYS:H	1.11	1.11
16:AP:25:ARG:HH11	16:AP:25:ARG:HG3	1.13	1.11
53:BV:51:VAL:HG12	53:BV:52:VAL:N	1.64	1.11
2:AB:44:LEU:H	2:AB:44:LEU:HD12	1.06	1.11
35:BA:996:A:H4'	52:BU:92:ARG:HE	1.00	1.11

Continued on next page...

Continued from previous page...

Atom-1	Atom-2	Interatomic distance (Å)	Clash overlap (Å)
49:BR:99:LYS:HD3	49:BR:99:LYS:H	1.09	1.11
2:AB:147:LYS:HE2	2:AB:148:TYR:CE1	1.86	1.10
38:BD:267:SER:HA	38:BD:270:ILE:HD11	1.26	1.10
1:AA:1318:A:H1'	19:AS:37:ARG:HH21	1.16	1.10
39:BE:131:ALA:HB3	39:BE:134:ILE:HD11	1.26	1.10
27:B2:41:ILE:HD11	27:B2:44:LEU:HD12	1.19	1.10
48:BQ:60:ARG:HB2	48:BQ:60:ARG:HH11	1.05	1.09
55:BX:11:PRO:HA	55:BX:28:PHE:HB3	1.25	1.09
57:BZ:69:THR:HG22	57:BZ:90:VAL:HA	1.26	1.09
2:AB:172:ILE:HD12	2:AB:172:ILE:H	0.96	1.09
38:BD:263:ARG:HB2	38:BD:263:ARG:HH11	1.01	1.09
51:BT:65:LYS:HE3	51:BT:66:VAL:N	1.66	1.09
4:AD:18:LYS:HE2	4:AD:20:TYR:HE1	0.99	1.09
10:AJ:48:THR:HA	10:AJ:62:HIS:HB3	1.31	1.09
40:BF:53:THR:HG22	40:BF:56:GLU:HG3	1.19	1.08
51:BT:13:ARG:HA	51:BT:13:ARG:NH1	1.68	1.08
35:BA:612:C:H2'	35:BA:613:G:H5''	1.16	1.08
42:BH:98:LEU:HB2	42:BH:125:VAL:HG21	1.24	1.08
24:AY:428:LEU:HD13	24:AY:440:VAL:HG11	1.33	1.08
1:AA:1100:C:H2'	1:AA:1101:A:H5''	1.36	1.08
2:AB:42:ILE:HD11	2:AB:202:PRO:HB2	1.35	1.08
37:BC:118:PRO:HA	37:BC:121:MET:HG2	1.11	1.08
50:BS:24:LEU:HB3	50:BS:85:VAL:HG12	1.35	1.08
12:AL:41:ARG:HG2	12:AL:42:THR:H	0.93	1.08
46:BO:17:ARG:HE	46:BO:47:ILE:HD11	1.15	1.08
41:BG:63:ILE:HA	41:BG:143:GLU:HG3	1.35	1.08
35:BA:1747(A):G:C2'	35:BA:1748:G:H5''	1.83	1.08
35:BA:1747(A):G:H2'	35:BA:1748:G:H5''	1.33	1.07
10:AJ:6:ILE:O	10:AJ:6:ILE:HD12	1.51	1.07
22:AV:21:A:H61	22:AV:46:G:H2'	1.16	1.07
51:BT:53:ARG:NH1	51:BT:53:ARG:HB3	1.70	1.07
2:AB:118:LEU:HB3	2:AB:142:LEU:HD12	1.30	1.07
51:BT:65:LYS:HE3	51:BT:66:VAL:H	1.00	1.07
24:AY:82:ILE:HD12	24:AY:101:LEU:HD22	1.37	1.07
24:AY:35:TYR:OH	24:AY:266:ASN:HB3	1.54	1.07
23:AX:13:A:H3'	23:AX:14:A:H5''	1.36	1.07
1:AA:979:C:H3'	1:AA:980:C:H5''	1.26	1.07
2:AB:147:LYS:HE2	2:AB:148:TYR:HE1	1.12	1.07
53:BV:21:ARG:HB3	53:BV:91:TYR:CD2	1.90	1.07
2:AB:185:ILE:HG22	2:AB:199:TYR:HB2	1.33	1.07
1:AA:979:C:C3'	1:AA:980:C:H5''	1.83	1.07

Continued on next page...

Continued from previous page...

Atom-1	Atom-2	Interatomic distance (Å)	Clash overlap (Å)
26:B1:56:GLN:HE21	26:B1:56:GLN:HA	1.12	1.07
3:AC:58:GLU:H	3:AC:65:ALA:HB3	1.19	1.07
35:BA:1845:G:H2'	35:BA:1846:G:H5''	1.36	1.06
9:AI:79:LEU:HD11	9:AI:83:ARG:HD2	1.26	1.06
56:BY:28:LYS:HB3	56:BY:37:VAL:HB	1.34	1.06
26:B1:76:ARG:HH12	26:B1:95:LEU:HD22	1.11	1.06
27:B2:69:ARG:HH22	35:BA:111:A:H4'	1.13	1.06
42:BH:169:VAL:HG22	42:BH:170:ARG:H	0.89	1.05
24:AY:84:THR:H	24:AY:85:PRO:HD2	1.20	1.05
2:AB:165:VAL:HG23	2:AB:166:ASP:H	1.21	1.05
31:B6:48:VAL:HG23	31:B6:49:HIS:H	1.14	1.05
17:AQ:52:LYS:HD2	17:AQ:52:LYS:H	1.20	1.05
24:AY:252:ASP:HB3	24:AY:254:LYS:HE3	1.06	1.05
20:AT:13:LEU:H	20:AT:13:LEU:HD12	1.18	1.05
43:BK:99:ILE:HG23	43:BK:103:GLN:HB2	1.33	1.05
1:AA:793:U:H3'	1:AA:794:A:H5''	1.30	1.05
3:AC:70:VAL:HG12	3:AC:72:LYS:H	0.91	1.05
35:BA:272(G):C:H2'	35:BA:272(H):C:H5''	1.38	1.05
43:BK:77:LEU:HD12	43:BK:107:ILE:HG23	1.36	1.05
35:BA:1452:A:H3'	35:BA:1453:U:C5'	1.87	1.05
2:AB:95:GLN:C	2:AB:96:ARG:HD2	1.77	1.04
45:BN:46:VAL:HG13	45:BN:47:ALA:H	1.19	1.04
35:BA:240:G:H3'	35:BA:241:A:H5''	1.38	1.04
33:B8:48:PHE:O	33:B8:49:VAL:HG13	1.57	1.04
40:BF:8:GLN:HB3	40:BF:126:VAL:HA	1.38	1.04
31:B6:8:LYS:HE3	31:B6:25:LYS:HD3	1.38	1.04
33:B8:13:ARG:HH12	47:BP:59:LEU:HG	1.23	1.04
35:BA:27:G:H22	35:BA:512:G:H2'	1.18	1.04
1:AA:1158:C:H5''	2:AB:133:LYS:CE	1.86	1.04
40:BF:53:THR:HG23	40:BF:55:GLY:H	1.19	1.04
1:AA:1323:G:H2'	1:AA:1324:A:C8	1.93	1.04
24:AY:21:ILE:HD13	24:AY:21:ILE:H	1.22	1.03
42:BH:12:PRO:HB2	42:BH:15:VAL:HG11	1.39	1.03
2:AB:95:GLN:HA	2:AB:96:ARG:HH11	1.18	1.03
57:BZ:151:HIS:HA	57:BZ:171:ILE:HG23	1.41	1.03
55:BX:12:VAL:HG23	55:BX:13:LEU:H	1.20	1.03
53:BV:51:VAL:HG12	53:BV:52:VAL:H	0.86	1.03
40:BF:181:LEU:HB3	40:BF:205:ARG:NH1	1.74	1.03
35:BA:1899:G:N2	35:BA:1902:C:N4	2.07	1.03
51:BT:38:ASN:C	51:BT:38:ASN:HD22	1.62	1.03
56:BY:76:CYS:HB3	56:BY:96:ILE:HD11	1.37	1.03

Continued on next page...

Continued from previous page...

Atom-1	Atom-2	Interatomic distance (Å)	Clash overlap (Å)
30:B5:44:THR:HG21	49:BR:101:ALA:HB2	1.41	1.03
17:AQ:3:LYS:HB3	17:AQ:61:GLU:HB3	1.40	1.03
35:BA:903:C:H2'	35:BA:904:C:H5''	1.41	1.02
40:BF:3:GLU:HA	40:BF:24:LEU:HG	1.38	1.02
24:AY:423:LYS:HB3	24:AY:472:VAL:HG22	1.34	1.02
33:B8:13:ARG:NH1	47:BP:59:LEU:HG	1.75	1.02
35:BA:1503:U:H2'	35:BA:1504:C:H6	1.18	1.02
49:BR:84:ALA:HB3	49:BR:85:PRO:HD3	1.38	1.02
40:BF:154:VAL:HG22	40:BF:191:ARG:HB3	1.37	1.02
10:AJ:75:ILE:HG13	10:AJ:76:ASN:H	1.24	1.02
35:BA:272(I):U:O4	35:BA:363(A):A:N1	1.92	1.02
6:AF:30:LEU:HD13	6:AF:37:VAL:HG22	1.40	1.02
56:BY:8:LYS:HB2	56:BY:28:LYS:NZ	1.73	1.02
31:B6:48:VAL:HG23	31:B6:49:HIS:N	1.72	1.02
35:BA:2876:G:H4'	51:BT:3:ARG:HE	1.22	1.02
28:B3:31:LEU:HD13	28:B3:32:GLN:HG2	1.39	1.02
35:BA:2811:G:OP1	39:BE:60:ASN:HB2	1.59	1.02
51:BT:23:ARG:HG2	51:BT:120:ARG:HH12	1.20	1.02
8:AH:10:LEU:HD22	8:AH:83:ILE:HD11	1.42	1.01
49:BR:38:VAL:HB	49:BR:39:PRO:HD3	1.41	1.01
55:BX:35:THR:HG22	55:BX:37:THR:H	1.18	1.01
38:BD:131:LEU:N	38:BD:131:LEU:HD12	1.74	1.01
35:BA:1503:U:H2'	35:BA:1504:C:C6	1.96	1.01
35:BA:1142(A):A:C2'	35:BA:1143:A:H5''	1.89	1.01
1:AA:1003:G:H2'	1:AA:1004:A:H4'	1.39	1.01
1:AA:939:G:H5''	7:AG:102:ARG:NH2	1.74	1.01
35:BA:2310:A:O2'	35:BA:2311:A:H5'	1.59	1.01
24:AY:468:ARG:HH11	24:AY:468:ARG:HB3	1.26	1.01
1:AA:1128:C:H2'	1:AA:1129:C:H5''	1.38	1.01
15:AO:78:TYR:O	15:AO:82:ILE:HG22	1.59	1.01
49:BR:113:LEU:HD12	49:BR:114:VAL:H	1.24	1.01
10:AJ:34:VAL:HG22	10:AJ:74:ILE:HG22	1.40	1.01
1:AA:1128:C:C2'	1:AA:1129:C:H5''	1.90	1.01
43:BK:106:GLU:HA	43:BK:109:LYS:HD3	1.40	1.00
25:B0:11:ARG:HB2	25:B0:11:ARG:NH1	1.76	1.00
35:BA:631:A:OP1	47:BP:64:LYS:HE2	1.59	1.00
3:AC:70:VAL:HG12	3:AC:72:LYS:N	1.77	1.00
24:AY:513:LYS:HB2	24:AY:566:THR:HB	1.43	1.00
11:AK:124:LYS:HD2	11:AK:125:PHE:CE1	1.96	1.00
35:BA:965:C:H5'	35:BA:2273:A:H1'	1.42	1.00
24:AY:546:ILE:HG23	24:AY:590:ILE:HG13	1.43	1.00

Continued on next page...

Continued from previous page...

Atom-1	Atom-2	Interatomic distance (Å)	Clash overlap (Å)
35:BA:2584:U:H2'	35:BA:2585:U:H5'	1.39	1.00
2:AB:29:ALA:O	2:AB:32:ILE:HG22	1.60	1.00
37:BC:118:PRO:CA	37:BC:121:MET:HG2	1.90	1.00
24:AY:355:LEU:HD12	24:AY:369:LEU:HD13	1.42	1.00
35:BA:1043:C:H2'	35:BA:1044:G:H5''	1.42	1.00
57:BZ:149:SER:HB3	57:BZ:173:ALA:HB2	1.43	1.00
5:AE:81:GLU:HG2	5:AE:90:VAL:HG22	1.43	1.00
10:AJ:6:ILE:HD11	10:AJ:72:VAL:HB	1.38	1.00
42:BH:169:VAL:CG2	42:BH:170:ARG:H	1.74	1.00
1:AA:182:U:H5'	1:AA:183:G:OP2	1.62	1.00
45:BN:9:VAL:HG11	45:BN:39:ARG:HH22	1.27	0.99
19:AS:21:GLU:HG3	19:AS:22:LEU:CD2	1.92	0.99
1:AA:1158:C:H5''	2:AB:133:LYS:HE2	0.99	0.99
38:BD:267:SER:CA	38:BD:270:ILE:HD11	1.91	0.99
42:BH:85:LYS:HZ3	42:BH:87:LEU:HG	1.26	0.99
46:BO:104:ARG:HE	51:BT:33:LYS:HE3	1.25	0.99
35:BA:286:C:H6	35:BA:286:C:H5'	1.22	0.99
25:B0:47:PRO:HG3	25:B0:59:LEU:HD21	1.44	0.99
51:BT:28:VAL:HG21	51:BT:46:GLU:HG3	1.44	0.99
19:AS:44:MET:SD	19:AS:44:MET:N	2.34	0.99
38:BD:27:THR:HG21	38:BD:83:GLU:HG2	1.43	0.99
24:AY:281:PRO:HB2	24:AY:286:ILE:HD11	1.41	0.99
13:AM:97:PRO:HA	13:AM:110:ARG:HD3	1.41	0.99
39:BE:36:ARG:HG2	39:BE:36:ARG:HH11	1.27	0.99
35:BA:288:C:H2'	35:BA:289:A:H8	1.22	0.99
42:BH:169:VAL:HG22	42:BH:170:ARG:N	1.71	0.98
2:AB:124:SER:OG	2:AB:125:PRO:HD2	1.60	0.98
35:BA:154(A):C:H5''	35:BA:155:U:H5''	1.45	0.98
35:BA:1658:C:H2'	35:BA:1659:U:H6	1.27	0.98
24:AY:85:PRO:HA	24:AY:94:VAL:HG22	1.41	0.98
1:AA:1452:C:H1'	1:AA:1456:G:N2	1.79	0.98
35:BA:2175:C:H4'	37:BC:219:MET:O	1.64	0.98
35:BA:2138:C:H2'	35:BA:2139:C:H6	1.28	0.98
1:AA:686:U:HO2'	1:AA:687:A:H8	1.01	0.98
44:BL:73:ARG:HH11	44:BL:73:ARG:HG2	1.29	0.98
48:BQ:60:ARG:HB2	48:BQ:60:ARG:NH1	1.78	0.98
22:AV:75:C:O2'	26:B1:30:VAL:HG11	1.63	0.98
35:BA:272(J):C:H3'	35:BA:274:G:H5''	1.46	0.98
40:BF:84:VAL:HG12	40:BF:85:GLY:N	1.76	0.98
56:BY:10:GLY:HA2	56:BY:27:VAL:HG13	1.46	0.98
5:AE:101:ILE:HD11	5:AE:119:LEU:HA	1.41	0.98

Continued on next page...

Continued from previous page...

Atom-1	Atom-2	Interatomic distance (Å)	Clash overlap (Å)
35:BA:142:A:H1'	35:BA:1408:C:H1'	1.45	0.98
41:BG:98:ARG:HG2	41:BG:98:ARG:HH11	1.23	0.97
35:BA:1814:G:H3'	35:BA:1815:A:H5''	1.42	0.97
24:AY:252:ASP:HB2	24:AY:254:LYS:HE3	1.43	0.97
38:BD:95:LEU:HD12	38:BD:103:ARG:O	1.63	0.97
28:B3:17:LYS:NZ	28:B3:20:LYS:HE3	1.78	0.97
1:AA:656:C:H4'	15:AO:62:GLN:HE22	1.26	0.97
35:BA:358:U:H2'	35:BA:359:A:H8	1.28	0.97
23:AX:13:A:C3'	23:AX:14:A:H5''	1.94	0.97
20:AT:11:SER:HA	20:AT:13:LEU:HD11	1.46	0.97
53:BV:28:GLU:HB2	53:BV:31:ALA:HB2	1.46	0.97
41:BG:97:ASP:HB2	41:BG:98:ARG:HH12	1.30	0.97
38:BD:35:LYS:HG2	38:BD:63:ARG:HA	1.44	0.97
41:BG:77:ILE:HG22	41:BG:80:PHE:N	1.78	0.97
43:BK:30:HIS:HA	43:BK:59:ILE:HD12	1.44	0.97
4:AD:57:ARG:HH11	4:AD:57:ARG:HG2	1.30	0.97
35:BA:1038:C:H3'	35:BA:1039:G:H5''	1.43	0.97
35:BA:2572:A:H5'	35:BA:2574:G:H4'	1.46	0.97
40:BF:123:LEU:HD12	40:BF:124:LEU:N	1.79	0.97
24:AY:15:ILE:HD11	24:AY:81:ILE:HG12	1.46	0.97
36:BB:7:G:H2'	36:BB:8:U:H5''	1.45	0.97
35:BA:1826:G:H4'	38:BD:242:ARG:HH21	1.23	0.97
53:BV:51:VAL:CG1	53:BV:52:VAL:H	1.78	0.96
35:BA:2110:G:O2'	35:BA:2120:G:H5'	1.63	0.96
3:AC:83:ARG:O	3:AC:86:VAL:HG22	1.64	0.96
27:B2:47:ASN:HB2	35:BA:95:G:H1'	1.47	0.96
38:BD:263:ARG:HH11	38:BD:263:ARG:CB	1.77	0.96
24:AY:555:LEU:HD21	24:AY:599:PRO:HG3	1.44	0.96
30:B5:58:LEU:HD22	30:B5:58:LEU:O	1.64	0.96
35:BA:2012:G:H4'	54:BW:96:ILE:HD11	1.47	0.96
55:BX:8:ILE:HD12	55:BX:8:ILE:H	1.30	0.96
1:AA:1026:G:H2'	1:AA:1027:C:H5'	1.48	0.96
35:BA:2133:G:H2'	35:BA:2157:G:N2	1.80	0.96
48:BQ:12:GLN:HE21	48:BQ:73:PRO:HD2	1.28	0.96
1:AA:1489:G:H2'	1:AA:1490:C:H5''	1.46	0.96
50:BS:49:VAL:HG12	50:BS:50:SER:H	1.26	0.96
35:BA:2020:A:C2'	35:BA:2021:C:H5''	1.95	0.96
10:AJ:50:ILE:HD13	10:AJ:50:ILE:H	1.30	0.96
6:AF:37:VAL:HG12	6:AF:38:GLU:H	1.31	0.96
41:BG:97:ASP:H	41:BG:100:TRP:HD1	1.10	0.96
49:BR:63:ARG:HH22	49:BR:77:ARG:HG2	1.29	0.96

Continued on next page...

Continued from previous page...

Atom-1	Atom-2	Interatomic distance (Å)	Clash overlap (Å)
9:AI:114:TYR:HE2	10:AJ:60:ARG:H	0.96	0.96
48:BQ:87:LYS:HG2	48:BQ:88:GLY:H	1.30	0.96
8:AH:41:ARG:HH22	8:AH:123:GLU:CD	1.67	0.96
43:BK:81:ALA:HB1	43:BK:99:ILE:HD11	1.48	0.96
18:AR:31:LEU:H	18:AR:31:LEU:HD23	1.31	0.95
35:BA:211:A:C2'	35:BA:212:G:H5''	1.94	0.95
51:BT:13:ARG:HH12	51:BT:15:VAL:HG22	1.28	0.95
31:B6:43:CYS:CB	31:B6:44:ARG:HH21	1.78	0.95
3:AC:72:LYS:HE3	3:AC:72:LYS:HA	1.48	0.95
1:AA:1277:C:H2'	1:AA:1278:U:H5'	1.49	0.95
37:BC:118:PRO:HA	37:BC:121:MET:HG3	1.48	0.95
49:BR:99:LYS:N	49:BR:99:LYS:HD3	1.81	0.95
19:AS:43:GLU:HB2	19:AS:44:MET:SD	2.05	0.95
50:BS:28:VAL:HG12	50:BS:29:PHE:H	1.28	0.95
50:BS:40:ILE:HG22	50:BS:41:ASP:N	1.80	0.95
5:AE:9:LYS:HB2	5:AE:112:LEU:HD11	1.45	0.95
46:BO:111:PHE:HB3	46:BO:114:ILE:HD13	1.47	0.95
35:BA:813:U:H2'	35:BA:814:C:C6	2.01	0.95
22:AV:17:C:H6	22:AV:17(A):U:H5	1.03	0.95
1:AA:979:C:H3'	1:AA:980:C:C5'	1.96	0.95
11:AK:72:ALA:HB1	11:AK:77:MET:HE3	1.47	0.95
35:BA:1409:C:H2'	35:BA:1410:G:H8	1.31	0.95
35:BA:2476:A:H2'	35:BA:2477:C:H5''	1.43	0.95
42:BH:157:TYR:HE1	42:BH:171:LEU:HD21	1.31	0.95
2:AB:172:ILE:HD12	2:AB:172:ILE:N	1.81	0.95
18:AR:37:VAL:HG23	18:AR:38:GLU:H	1.28	0.95
35:BA:2296:U:H4'	35:BA:2297:C:OP1	1.65	0.95
55:BX:12:VAL:HG12	55:BX:27:THR:O	1.67	0.95
35:BA:996:A:H4'	52:BU:92:ARG:NE	1.82	0.95
12:AL:41:ARG:CG	12:AL:42:THR:H	1.78	0.95
19:AS:21:GLU:HG3	19:AS:22:LEU:HD23	1.46	0.95
35:BA:1947:C:C2'	35:BA:1948:G:H5''	1.97	0.95
55:BX:27:THR:HB	55:BX:80:ILE:HG22	1.49	0.95
55:BX:24:GLY:O	55:BX:82:GLN:HA	1.65	0.95
22:AV:46:G:H4'	22:AV:47:U:H5	1.32	0.94
56:BY:10:GLY:CA	56:BY:27:VAL:HG13	1.97	0.94
43:BK:17:ALA:CB	43:BK:38:VAL:HG22	1.96	0.94
28:B3:17:LYS:HG2	35:BA:969:U:OP1	1.66	0.94
47:BP:126:VAL:HA	47:BP:145:PRO:HB2	1.48	0.94
24:AY:252:ASP:HB3	24:AY:254:LYS:CE	1.96	0.94
41:BG:16:ARG:HE	41:BG:31:VAL:HG11	1.32	0.94

Continued on next page...

Continued from previous page...

Atom-1	Atom-2	Interatomic distance (Å)	Clash overlap (Å)
35:BA:212:G:H5'	35:BA:212:G:H8	1.31	0.94
50:BS:49:VAL:HG12	50:BS:50:SER:N	1.80	0.94
1:AA:1054:C:O2'	1:AA:1055:A:H5''	1.66	0.94
35:BA:2645:G:H3'	35:BA:2646:C:C5'	1.95	0.94
35:BA:27:G:HO2'	35:BA:28:A:H8	1.03	0.94
43:BK:17:ALA:HB3	43:BK:38:VAL:HG22	1.50	0.94
49:BR:10:LEU:HB3	49:BR:17:ARG:HD3	1.47	0.94
37:BC:101:ILE:H	37:BC:101:ILE:HD12	1.33	0.94
12:AL:41:ARG:HG2	12:AL:42:THR:N	1.77	0.94
24:AY:84:THR:H	24:AY:85:PRO:CD	1.79	0.94
35:BA:108:U:H2'	35:BA:109:G:C8	2.02	0.94
40:BF:84:VAL:HG12	40:BF:85:GLY:H	1.31	0.94
11:AK:72:ALA:HB1	11:AK:77:MET:CE	1.98	0.94
12:AL:18:VAL:HG23	12:AL:19:ARG:H	1.32	0.94
26:B1:86:SER:HB3	26:B1:89:GLU:HB2	1.47	0.94
53:BV:18:LEU:HD22	53:BV:19:LYS:H	0.78	0.94
41:BG:97:ASP:HB2	41:BG:98:ARG:NH1	1.82	0.94
33:B8:52:LYS:N	33:B8:53:PRO:HD2	1.83	0.94
1:AA:656:C:H4'	15:AO:62:GLN:NE2	1.82	0.93
35:BA:2133:G:H2'	35:BA:2157:G:H22	1.31	0.93
1:AA:1053:G:N7	1:AA:1200:C:H5''	1.83	0.93
1:AA:975:A:H4'	1:AA:976:G:H5''	1.50	0.93
40:BF:157:VAL:CG2	40:BF:194:MET:HG2	1.99	0.93
38:BD:176:ARG:HG2	38:BD:176:ARG:HH11	1.30	0.93
38:BD:263:ARG:NH1	38:BD:263:ARG:HB2	1.83	0.93
35:BA:1779:U:H5	35:BA:1784:A:N7	1.67	0.93
35:BA:1052:C:H3'	35:BA:1052:C:H6	1.31	0.93
35:BA:2389:G:H5''	35:BA:2390:U:H5'	1.51	0.93
35:BA:1142(A):A:H4'	45:BN:25:ARG:HH22	1.33	0.93
40:BF:24:LEU:HB3	40:BF:25:PRO:HD2	1.50	0.93
35:BA:1697:G:H3'	35:BA:1698:A:H5''	1.51	0.93
35:BA:1223:G:H3'	35:BA:1224:C:H5''	1.51	0.93
1:AA:1251:A:H2'	1:AA:1252:A:C8	2.03	0.93
57:BZ:151:HIS:HB3	57:BZ:170:THR:HA	1.51	0.93
38:BD:44:ASN:HB3	38:BD:49:ILE:HA	1.49	0.93
37:BC:211:ARG:HG3	37:BC:211:ARG:HH11	1.31	0.93
50:BS:89:ARG:HG3	50:BS:92:TYR:CA	1.99	0.93
35:BA:1020:A:N1	35:BA:1141:U:H2'	1.84	0.93
12:AL:47:LYS:HB3	12:AL:48:PRO:CD	1.98	0.93
52:BU:110:VAL:HG12	52:BU:114:LYS:HD3	1.48	0.93
22:AV:17:C:H5''	22:AV:17(A):U:C6	2.03	0.93

Continued on next page...

Continued from previous page...

Atom-1	Atom-2	Interatomic distance (Å)	Clash overlap (Å)
11:AK:54:ARG:O	11:AK:57:THR:HG22	1.68	0.93
3:AC:110:ASN:OD1	3:AC:140:ARG:HD2	1.68	0.93
38:BD:166:GLN:HA	38:BD:166:GLN:NE2	1.81	0.92
4:AD:96:LEU:H	4:AD:96:LEU:HD22	1.33	0.92
12:AL:6:THR:HG23	12:AL:9:GLN:HE21	1.32	0.92
35:BA:1658:C:H2'	35:BA:1659:U:C6	2.03	0.92
12:AL:83:VAL:HG11	12:AL:100:ILE:HD13	1.50	0.92
35:BA:107:C:H2'	35:BA:108:U:H6	1.31	0.92
35:BA:2573:C:H2'	35:BA:2573:C:O2	1.69	0.92
35:BA:2591:C:H2'	35:BA:2592:G:C8	2.04	0.92
45:BN:54:VAL:HB	45:BN:122:VAL:HG22	1.51	0.92
3:AC:70:VAL:CG1	3:AC:72:LYS:H	1.82	0.92
2:AB:126:GLU:HA	2:AB:129:GLU:OE2	1.68	0.92
1:AA:1502:A:H2	1:AA:1505:G:H1	1.02	0.92
39:BE:107:THR:O	39:BE:190:GLY:HA2	1.68	0.92
33:B8:56:GLU:HA	33:B8:59:LYS:HZ1	1.30	0.92
42:BH:137:ASP:HB2	42:BH:140:LYS:HD2	1.52	0.92
45:BN:45:ASN:HD22	45:BN:45:ASN:H	1.17	0.92
24:AY:314:PHE:CD1	24:AY:315:LYS:HB2	2.04	0.92
38:BD:166:GLN:HE21	38:BD:166:GLN:CA	1.83	0.92
38:BD:65:ILE:HG22	38:BD:104:TYR:HB3	1.51	0.92
35:BA:195:A:OP1	47:BP:46:LYS:HE2	1.70	0.92
33:B8:23:VAL:HG12	33:B8:46:ARG:HH11	1.35	0.92
26:B1:76:ARG:NH1	26:B1:95:LEU:HD22	1.84	0.92
26:B1:86:SER:O	26:B1:90:ILE:HG12	1.70	0.92
24:AY:169:GLY:HA3	24:AY:173:THR:O	1.69	0.92
57:BZ:179:ASP:HB3	57:BZ:182:LYS:HD2	1.50	0.92
56:BY:14:LEU:HD13	56:BY:24:VAL:HG22	1.50	0.92
49:BR:55:ALA:HA	49:BR:80:PHE:CE1	2.04	0.92
35:BA:288:C:H2'	35:BA:289:A:C8	2.05	0.92
51:BT:29:ARG:CG	51:BT:85:LYS:HA	2.00	0.92
46:BO:17:ARG:O	46:BO:18:LYS:HG3	1.69	0.92
3:AC:52:LEU:HD23	3:AC:52:LEU:H	1.33	0.92
22:AV:17:C:H6	22:AV:17(A):U:C5	1.86	0.92
8:AH:89:PRO:HA	8:AH:92:ARG:NH1	1.85	0.92
35:BA:480:A:OP2	56:BY:46:LYS:HE3	1.68	0.92
24:AY:92:ILE:HG12	24:AY:405:PRO:HG2	1.51	0.92
41:BG:28:VAL:O	41:BG:31:VAL:HG12	1.70	0.92
38:BD:176:ARG:CG	38:BD:176:ARG:HH11	1.79	0.92
41:BG:172:LEU:HD23	41:BG:176:LEU:HD11	1.51	0.92
24:AY:539:ILE:HA	24:AY:542:VAL:HG12	1.48	0.92

Continued on next page...

Continued from previous page...

Atom-1	Atom-2	Interatomic distance (Å)	Clash overlap (Å)
47:BP:30:THR:HG22	47:BP:31:ALA:H	1.32	0.92
42:BH:43:VAL:HG11	42:BH:52:VAL:HA	1.49	0.92
30:B5:2:ALA:HA	35:BA:2015:A:H1'	1.52	0.91
41:BG:68:PRO:HA	41:BG:92:VAL:HG12	1.51	0.91
30:B5:41:PRO:HG2	30:B5:44:THR:OG1	1.69	0.91
1:AA:1502:A:H2	1:AA:1505:G:N1	1.68	0.91
47:BP:40:SER:O	47:BP:41:ARG:HD2	1.71	0.91
56:BY:7:VAL:HB	56:BY:8:LYS:HD2	1.52	0.91
35:BA:2105:C:H42	35:BA:2184:G:H1	1.18	0.91
3:AC:72:LYS:CE	3:AC:72:LYS:HA	2.00	0.91
39:BE:98:PRO:HG3	39:BE:175:VAL:HG12	1.52	0.91
35:BA:2150:U:H2'	35:BA:2151:G:C8	2.06	0.91
1:AA:1238:A:H5'	1:AA:1336:C:N4	1.84	0.91
35:BA:2807:G:H3'	35:BA:2808:U:H5''	1.53	0.91
43:BK:58:THR:HB	43:BK:66:THR:CG2	2.00	0.91
35:BA:1845:G:C2'	35:BA:1846:G:H5''	2.00	0.91
28:B3:56:VAL:HG12	28:B3:57:GLU:N	1.84	0.91
42:BH:85:LYS:NZ	42:BH:87:LEU:HG	1.85	0.91
23:AX:15:A:H5'	23:AX:16:A:OP1	1.68	0.91
24:AY:517:LEU:HD23	24:AY:521:SER:HB3	1.52	0.91
1:AA:625:G:H2'	1:AA:626:U:H6	1.34	0.91
24:AY:496:LYS:HE2	24:AY:498:ILE:HD11	1.53	0.91
53:BV:40:LEU:HA	53:BV:45:THR:HB	1.52	0.91
31:B6:45:LYS:HG2	35:BA:2371:G:H4'	1.51	0.91
20:AT:11:SER:HA	20:AT:13:LEU:CD1	2.01	0.91
31:B6:27:LYS:HD2	31:B6:30:THR:HB	1.53	0.91
47:BP:55:ARG:HG2	47:BP:56:SER:H	1.35	0.91
22:AV:17:C:H5''	22:AV:17(A):U:H6	1.36	0.91
57:BZ:165:VAL:HG12	57:BZ:166:SER:N	1.85	0.91
39:BE:1:MET:HB3	39:BE:200:GLU:OE2	1.70	0.90
35:BA:279:C:H2'	35:BA:280:C:H5''	1.53	0.90
38:BD:241:PRO:C	38:BD:242:ARG:HG3	1.92	0.90
1:AA:1473:A:O2'	1:AA:1474:G:H5'	1.71	0.90
2:AB:204:ASN:ND2	2:AB:206:ASP:H	1.69	0.90
18:AR:29:PHE:HD1	18:AR:29:PHE:H	1.18	0.90
35:BA:364:C:H2'	35:BA:365:C:H5''	1.52	0.90
36:BB:82:G:O2'	36:BB:83:G:H5'	1.70	0.90
1:AA:697:U:H2'	1:AA:698:G:H5'	1.52	0.90
41:BG:53:LEU:H	41:BG:53:LEU:HD22	1.36	0.90
6:AF:43:LEU:HD12	6:AF:43:LEU:H	1.35	0.90
38:BD:35:LYS:HD2	38:BD:36:PRO:N	1.86	0.90

Continued on next page...

Continued from previous page...

Atom-1	Atom-2	Interatomic distance (Å)	Clash overlap (Å)
35:BA:1142(A):A:H2'	35:BA:1143:A:H5''	1.53	0.90
50:BS:49:VAL:HG21	50:BS:77:ALA:HB2	1.52	0.90
24:AY:363:ARG:HH11	24:AY:363:ARG:HG3	1.36	0.90
35:BA:2584:U:C2'	35:BA:2585:U:H5'	2.01	0.90
4:AD:129:ASN:HD21	4:AD:145:GLU:H	1.16	0.90
35:BA:533:G:H5''	52:BU:24:TYR:CE1	2.05	0.90
13:AM:118:ALA:HB3	13:AM:120:LYS:HD3	1.54	0.90
35:BA:2138:C:H2'	35:BA:2139:C:C6	2.05	0.90
26:B1:4:VAL:HG23	26:B1:10:LYS:O	1.71	0.90
32:B7:28:ARG:HG3	32:B7:28:ARG:HH11	1.37	0.90
48:BQ:55:VAL:HG23	57:BZ:178:GLU:HG2	1.52	0.90
51:BT:65:LYS:CE	51:BT:66:VAL:H	1.84	0.90
24:AY:427:ALA:HB1	24:AY:466:LEU:HD11	1.50	0.90
38:BD:84:TYR:HD2	38:BD:91:ARG:HH22	1.20	0.90
41:BG:59:GLU:HA	41:BG:62:LEU:HD13	1.54	0.90
22:AV:20:U:H3'	22:AV:21:A:H5'	1.53	0.90
24:AY:555:LEU:HD21	24:AY:599:PRO:CG	2.00	0.90
38:BD:134:ARG:HG2	38:BD:187:GLY:O	1.72	0.90
32:B7:24:THR:HG23	32:B7:27:GLY:H	1.33	0.90
2:AB:44:LEU:H	2:AB:44:LEU:CD1	1.85	0.90
31:B6:14:THR:O	31:B6:49:HIS:HA	1.72	0.90
42:BH:19:VAL:HG12	42:BH:20:ALA:H	1.36	0.90
35:BA:1314:C:H5'	35:BA:1314:C:H6	1.36	0.90
45:BN:65:LYS:HZ3	45:BN:65:LYS:HA	1.34	0.90
13:AM:99:ARG:O	13:AM:101:GLN:HG3	1.71	0.90
17:AQ:69:LYS:O	17:AQ:70:ARG:HD2	1.71	0.90
38:BD:70:TRP:CH2	38:BD:150:LYS:HA	2.06	0.90
31:B6:48:VAL:CG2	31:B6:49:HIS:H	1.85	0.89
40:BF:3:GLU:CA	40:BF:24:LEU:HG	2.00	0.89
35:BA:1188:U:O2'	35:BA:1189:A:H5'	1.72	0.89
46:BO:69:ILE:HD13	46:BO:77:ILE:HG23	1.55	0.89
41:BG:90:LEU:HD12	41:BG:91:ARG:H	1.37	0.89
40:BF:157:VAL:HG22	40:BF:194:MET:HG2	1.54	0.89
36:BB:21:G:N3	36:BB:21:G:H2'	1.85	0.89
35:BA:2562:U:H1'	46:BO:23:ARG:HH11	1.36	0.89
1:AA:824:C:H2'	1:AA:825:G:H8	1.37	0.89
35:BA:612:C:C2'	35:BA:613:G:H5''	2.03	0.89
1:AA:980:C:H5	1:AA:981:U:C2	1.89	0.89
50:BS:34:HIS:CE1	50:BS:54:LEU:HB3	2.06	0.89
35:BA:1259:G:O2'	35:BA:1260:G:H5'	1.72	0.89
54:BW:29:LEU:HD11	54:BW:51:LEU:HD11	1.54	0.89

Continued on next page...

Continued from previous page...

Atom-1	Atom-2	Interatomic distance (Å)	Clash overlap (Å)
1:AA:720:C:H3'	1:AA:721:G:H5''	1.54	0.89
41:BG:76:SER:CB	41:BG:83:ARG:HB3	2.03	0.89
35:BA:27:G:N2	35:BA:512:G:H2'	1.86	0.89
35:BA:1007:C:H4'	45:BN:108:PRO:HD3	1.52	0.89
16:AP:14:ASN:N	16:AP:15:PRO:HD3	1.84	0.89
5:AE:9:LYS:CB	5:AE:112:LEU:HD11	2.02	0.89
24:AY:496:LYS:HE2	24:AY:498:ILE:CD1	2.03	0.89
51:BT:80:SER:HB3	51:BT:81:PRO:HD3	1.53	0.89
12:AL:39:VAL:HB	12:AL:57:LYS:HB2	1.54	0.89
39:BE:24:THR:HG23	39:BE:184:VAL:HG23	1.52	0.89
35:BA:1827:C:O2'	35:BA:1828:G:H5'	1.73	0.89
43:BK:115:LEU:HD22	43:BK:126:MET:HE1	1.55	0.89
42:BH:37:VAL:HG12	42:BH:38:SER:N	1.87	0.89
31:B6:43:CYS:HB2	31:B6:44:ARG:HH21	1.37	0.89
24:AY:238:THR:HG22	24:AY:241:GLU:HG2	1.52	0.89
22:AV:61:C:O2'	22:AV:62:C:H5'	1.73	0.89
35:BA:2762:G:H5'	35:BA:2762:G:C8	2.08	0.89
19:AS:50:ALA:HB1	19:AS:57:HIS:HB3	1.51	0.89
35:BA:2287:A:H62	35:BA:2344:U:H3	1.20	0.89
7:AG:27:ILE:HD11	7:AG:40:ALA:HA	1.54	0.89
10:AJ:7:LYS:HB2	10:AJ:97:GLU:HB2	1.54	0.89
35:BA:2287:A:N6	35:BA:2344:U:H3	1.70	0.89
40:BF:160:ASN:OD1	40:BF:163:VAL:HG23	1.73	0.89
3:AC:6:HIS:ND1	14:AN:49:HIS:HB3	1.86	0.89
35:BA:2756:U:H4'	35:BA:2757:A:OP1	1.68	0.89
4:AD:121:VAL:HA	4:AD:126:ILE:HD13	1.53	0.88
33:B8:56:GLU:HA	33:B8:59:LYS:NZ	1.87	0.88
35:BA:2439:A:O2'	35:BA:2587:A:H5''	1.73	0.88
10:AJ:47:PHE:CZ	14:AN:37:PHE:HE1	1.91	0.88
51:BT:28:VAL:HG22	51:BT:46:GLU:HA	1.55	0.88
35:BA:1827:C:C2'	35:BA:1828:G:H5'	2.03	0.88
39:BE:33:VAL:HG12	39:BE:90:THR:H	1.36	0.88
1:AA:1356:G:H2'	1:AA:1357:A:C8	2.09	0.88
29:B4:8:LYS:O	29:B4:9:LEU:HB2	1.72	0.88
10:AJ:42:THR:HG23	10:AJ:68:HIS:HA	1.56	0.88
54:BW:15:ARG:HA	54:BW:18:ARG:HD2	1.56	0.88
35:BA:2313:C:H6	35:BA:2313:C:H5'	1.38	0.88
35:BA:2392:A:H8	47:BP:60:MET:HB3	1.39	0.88
40:BF:7:TYR:HD2	40:BF:16:GLY:HA3	1.39	0.88
1:AA:474:G:H2'	1:AA:475:G:H8	1.38	0.88
41:BG:172:LEU:O	41:BG:176:LEU:HG	1.73	0.88

Continued on next page...

Continued from previous page...

Atom-1	Atom-2	Interatomic distance (Å)	Clash overlap (Å)
38:BD:155:LEU:HD12	38:BD:155:LEU:N	1.87	0.88
43:BK:115:LEU:HD13	43:BK:126:MET:SD	2.14	0.88
35:BA:134:C:H2'	35:BA:135:G:H8	1.39	0.88
35:BA:2461:C:H5'	35:BA:2462:U:OP2	1.73	0.88
42:BH:157:TYR:CD1	42:BH:171:LEU:HD22	2.08	0.88
51:BT:27:THR:O	51:BT:28:VAL:HG23	1.73	0.88
40:BF:20:LEU:HD23	40:BF:21:ALA:N	1.89	0.88
24:AY:157:LEU:CD2	24:AY:157:LEU:H	1.87	0.87
28:B3:56:VAL:HG12	28:B3:57:GLU:H	1.39	0.87
35:BA:2514:U:H2'	35:BA:2515:C:H6	1.39	0.87
5:AE:51:VAL:HB	5:AE:52:PRO:HD3	1.56	0.87
24:AY:534:ILE:HD12	24:AY:567:LEU:HD11	1.56	0.87
51:BT:23:ARG:HB2	51:BT:24:PRO:HD2	1.56	0.87
49:BR:2:ARG:HD2	49:BR:5:LYS:HE2	1.53	0.87
24:AY:329:ARG:HD3	24:AY:374:LEU:HD11	1.55	0.87
35:BA:903:C:C2'	35:BA:904:C:H5''	2.05	0.87
47:BP:125:VAL:O	47:BP:145:PRO:HD2	1.73	0.87
35:BA:395:U:H2'	35:BA:396:G:N7	1.90	0.87
1:AA:80:G:H3'	1:AA:81:U:H5'	1.54	0.87
56:BY:44:ILE:HG22	56:BY:45:VAL:H	1.37	0.87
52:BU:20:LEU:HD22	52:BU:20:LEU:H	1.39	0.87
35:BA:1504:C:H2'	35:BA:1505:C:H5''	1.56	0.87
4:AD:61:LYS:HE2	4:AD:62:GLN:HE21	1.38	0.87
3:AC:90:GLU:O	3:AC:93:LYS:HB3	1.74	0.87
47:BP:85:LEU:H	47:BP:85:LEU:HD23	1.37	0.87
35:BA:2712:U:O2'	35:BA:2712(A):A:H8	1.57	0.87
35:BA:676:A:H8	35:BA:2069:G:H21	1.22	0.87
2:AB:118:LEU:CB	2:AB:142:LEU:HD12	2.05	0.87
20:AT:23:ARG:O	20:AT:27:LYS:HB2	1.74	0.87
35:BA:979:G:H3'	35:BA:980:A:C5'	2.05	0.87
4:AD:160:GLN:O	4:AD:163:GLU:HB3	1.74	0.87
32:B7:41:ARG:HH22	35:BA:460:A:P	1.97	0.87
3:AC:79:ARG:HH11	3:AC:79:ARG:HB2	1.37	0.87
42:BH:46:GLU:HG3	42:BH:51:ARG:H	1.39	0.87
35:BA:107:C:H2'	35:BA:108:U:C6	2.10	0.87
19:AS:22:LEU:O	19:AS:26:GLY:HA2	1.75	0.87
42:BH:37:VAL:HG12	42:BH:38:SER:H	1.40	0.87
34:B9:17:ILE:HG21	34:B9:19:ARG:HH21	1.39	0.87
35:BA:1833:U:H2'	35:BA:1834:U:H6	1.39	0.87
39:BE:26:ILE:HG21	39:BE:196:VAL:HG21	1.56	0.87
35:BA:2577:A:H5'	35:BA:2578:G:H5'	1.54	0.87

Continued on next page...

Continued from previous page...

Atom-1	Atom-2	Interatomic distance (Å)	Clash overlap (Å)
35:BA:299:A:H5'	35:BA:300:A:OP2	1.74	0.87
35:BA:970:C:H2'	35:BA:971:C:H6	1.39	0.87
45:BN:65:LYS:NZ	45:BN:65:LYS:HA	1.89	0.87
1:AA:1057:G:H5''	3:AC:154:SER:HB2	1.53	0.87
37:BC:23:ILE:HB	37:BC:229:SER:OXT	1.75	0.87
35:BA:2425:A:H5'	35:BA:2427:C:O4'	1.75	0.86
1:AA:939:G:H5''	7:AG:102:ARG:HH22	1.40	0.86
39:BE:111:ARG:HA	49:BR:2:ARG:HB3	1.57	0.86
54:BW:10:VAL:HG23	54:BW:101:SER:O	1.75	0.86
1:AA:1030(D):A:H2'	1:AA:1031:G:H5'	1.56	0.86
22:AV:71:C:H2'	22:AV:71:C:O2	1.75	0.86
41:BG:135:LEU:HD11	41:BG:155:MET:HG2	1.58	0.86
35:BA:2131:G:H5'	35:BA:2133:G:H1'	1.58	0.86
43:BK:93:ARG:HG3	57:BZ:112:ARG:HE	1.37	0.86
1:AA:509:A:C5'	1:AA:510:A:OP2	2.21	0.86
35:BA:1747(A):G:H2'	35:BA:1748:G:C5'	2.06	0.86
2:AB:189:ASP:OD1	2:AB:205:ASP:HB3	1.76	0.86
35:BA:2076:U:H5'	35:BA:2238:G:H22	1.40	0.86
1:AA:178:C:O2'	1:AA:179:A:H5'	1.75	0.86
2:AB:112:VAL:HG22	2:AB:149:LEU:HD13	1.55	0.86
46:BO:69:ILE:HD12	46:BO:69:ILE:N	1.90	0.86
50:BS:89:ARG:HG2	50:BS:89:ARG:HH11	1.41	0.86
2:AB:223:ILE:HG12	2:AB:226:ARG:CZ	2.05	0.86
7:AG:78:ARG:HH11	7:AG:78:ARG:HG3	1.39	0.86
43:BK:77:LEU:HD23	43:BK:77:LEU:H	1.40	0.86
40:BF:187:VAL:HG13	47:BP:5:ASP:O	1.76	0.86
47:BP:101:VAL:HG12	47:BP:106:LEU:HB3	1.58	0.86
34:B9:18:ARG:O	34:B9:18:ARG:HG2	1.75	0.86
35:BA:2262:U:H2'	35:BA:2263:C:C5'	2.04	0.86
1:AA:625:G:H2'	1:AA:626:U:C6	2.11	0.86
4:AD:18:LYS:CE	4:AD:20:TYR:HE1	1.85	0.86
47:BP:59:LEU:HA	47:BP:61:ARG:NE	1.91	0.86
35:BA:2807:G:H1	35:BA:2893:G:H1	1.24	0.86
27:B2:17:SER:HB2	27:B2:18:PRO:HD2	1.57	0.86
28:B3:6:VAL:HB	28:B3:54:VAL:HG11	1.58	0.86
25:B0:7:LEU:HD12	48:BQ:85:LYS:HE2	1.58	0.86
35:BA:1876:A:H2'	35:BA:1877:A:C8	2.11	0.86
35:BA:745:G:H5'	35:BA:746:A:OP2	1.76	0.86
1:AA:975:A:H8	1:AA:975:A:H5'	1.40	0.86
35:BA:1223:G:H3'	35:BA:1224:C:C5'	2.05	0.86
35:BA:2262:U:C2'	35:BA:2263:C:H5'	2.05	0.86

Continued on next page...

Continued from previous page...

Atom-1	Atom-2	Interatomic distance (Å)	Clash overlap (Å)
24:AY:157:LEU:N	24:AY:157:LEU:HD23	1.89	0.86
35:BA:2438:U:O3'	35:BA:2439:A:H4'	1.71	0.86
35:BA:154(A):C:C5'	35:BA:155:U:H5''	2.06	0.86
10:AJ:92:THR:HG23	10:AJ:93:GLY:H	1.39	0.86
50:BS:89:ARG:HG3	50:BS:92:TYR:HA	1.54	0.85
24:AY:121:VAL:HG23	24:AY:122:TRP:H	1.41	0.85
35:BA:272(G):C:C2'	35:BA:272(H):C:H5''	2.05	0.85
48:BQ:75:THR:HG22	48:BQ:76:LYS:N	1.88	0.85
1:AA:1004:A:H61	1:AA:1034:G:H2'	1.41	0.85
47:BP:98:GLU:HA	47:BP:101:VAL:HG22	1.58	0.85
3:AC:5:ILE:HD13	3:AC:5:ILE:O	1.75	0.85
40:BF:40:GLN:HE22	40:BF:182:ASN:HB2	1.37	0.85
42:BH:98:LEU:CB	42:BH:125:VAL:HG21	2.06	0.85
41:BG:87:PRO:O	41:BG:88:ILE:HD12	1.77	0.85
43:BK:6:ALA:HB3	43:BK:59:ILE:HG22	1.59	0.85
1:AA:1239:A:H2'	1:AA:1298:C:H42	1.42	0.85
24:AY:21:ILE:HD13	24:AY:21:ILE:N	1.90	0.85
7:AG:15:ASP:HB3	7:AG:20:ASP:H	1.41	0.85
51:BT:13:ARG:HA	51:BT:13:ARG:CZ	2.05	0.85
56:BY:94:LYS:C	56:BY:102:CYS:HB2	1.97	0.85
26:B1:81:LYS:HE2	35:BA:271(H):G:H4'	1.59	0.85
35:BA:2317:C:C2'	35:BA:2318:G:H5'	2.07	0.85
26:B1:18:ILE:HG21	26:B1:20:ARG:HE	1.40	0.85
35:BA:1301:A:O2'	35:BA:1302:A:H2'	1.75	0.85
35:BA:1884:A:H2'	35:BA:1885:A:H5''	1.59	0.85
1:AA:973:G:H3'	1:AA:974:A:H5''	1.59	0.85
35:BA:158:U:H2'	35:BA:171:G:O4'	1.76	0.85
35:BA:1658:C:OP1	39:BE:132:HIS:ND1	2.09	0.85
35:BA:272(H):C:H5'	35:BA:272(H):C:H6	1.39	0.85
35:BA:510:C:H3'	35:BA:510:C:OP1	1.77	0.85
1:AA:1363(A):A:H4'	1:AA:1364:U:H5''	1.59	0.85
12:AL:75:HIS:CD2	12:AL:77:LEU:HD12	2.12	0.85
35:BA:297:C:H2'	35:BA:298:G:O4'	1.76	0.85
51:BT:113:LYS:C	51:BT:114:LEU:HD23	1.97	0.85
4:AD:17:VAL:O	4:AD:17:VAL:HG12	1.76	0.85
1:AA:1329:A:P	13:AM:28:ALA:HB3	2.17	0.85
24:AY:230:LYS:HE2	24:AY:241:GLU:OE2	1.76	0.85
49:BR:62:ALA:O	49:BR:66:VAL:HG23	1.77	0.85
24:AY:613:PRO:C	24:AY:615:GLU:H	1.78	0.85
47:BP:75:ILE:N	47:BP:75:ILE:HD12	1.91	0.85
50:BS:11:LYS:HG2	50:BS:13:ARG:NH2	1.92	0.85

Continued on next page...

Continued from previous page...

Atom-1	Atom-2	Interatomic distance (Å)	Clash overlap (Å)
35:BA:545:C:C3'	35:BA:547:A:H5''	2.06	0.85
53:BV:19:LYS:HA	53:BV:19:LYS:HE2	1.57	0.85
9:AI:79:LEU:HD11	9:AI:83:ARG:CD	2.07	0.85
51:BT:23:ARG:HG2	51:BT:120:ARG:NH1	1.91	0.85
14:AN:29:ARG:HG3	14:AN:29:ARG:HH11	1.42	0.85
24:AY:14:ASN:HB2	24:AY:102:ASP:OD1	1.77	0.85
1:AA:1435:G:H2'	1:AA:1436:U:C6	2.11	0.85
1:AA:129(A):G:O2'	1:AA:189(F):U:H2'	1.76	0.85
35:BA:1947:C:H2'	35:BA:1948:G:H5''	1.56	0.84
42:BH:83:TYR:HB3	42:BH:135:GLY:H	1.42	0.84
56:BY:46:LYS:H	56:BY:62:GLU:HB2	1.40	0.84
2:AB:33:TYR:HB2	2:AB:43:ASP:HB2	1.55	0.84
2:AB:97:TRP:HZ2	2:AB:102:LEU:HD13	1.42	0.84
53:BV:46:VAL:O	53:BV:47:VAL:HG13	1.78	0.84
3:AC:35:GLU:O	3:AC:38:ARG:HG2	1.77	0.84
27:B2:69:ARG:HH22	35:BA:111:A:C4'	1.90	0.84
42:BH:28:GLY:HA3	42:BH:79:VAL:CG2	2.07	0.84
39:BE:101:ARG:NE	39:BE:171:GLU:HB2	1.93	0.84
4:AD:4:TYR:O	4:AD:5:ILE:HB	1.75	0.84
2:AB:168:THR:HG23	2:AB:192:SER:HB3	1.57	0.84
35:BA:1609:A:H5'	35:BA:1610:A:OP2	1.77	0.84
10:AJ:40:LEU:HD23	10:AJ:40:LEU:N	1.92	0.84
24:AY:119:GLU:O	24:AY:121:VAL:HG22	1.75	0.84
3:AC:70:VAL:HG12	3:AC:71:ALA:N	1.91	0.84
5:AE:82:VAL:HG21	5:AE:138:ALA:HA	1.59	0.84
4:AD:129:ASN:ND2	4:AD:145:GLU:H	1.72	0.84
4:AD:16:GLY:HA2	4:AD:33:MET:CE	2.06	0.84
4:AD:16:GLY:HA2	4:AD:33:MET:HE1	1.59	0.84
22:AV:56:C:C4	35:BA:2169:A:C2	2.65	0.84
35:BA:894:C:O2'	35:BA:895:U:H5'	1.77	0.84
35:BA:2245:U:H5'	35:BA:2246:G:H5'	1.59	0.84
35:BA:1409:C:H2'	35:BA:1410:G:C8	2.12	0.84
47:BP:91:PHE:HE2	47:BP:99:LEU:HD21	1.42	0.84
43:BK:19:PRO:HB3	43:BK:34:ILE:HD12	1.58	0.84
11:AK:111:ASP:OD1	18:AR:84:LYS:HE2	1.78	0.84
41:BG:55:LYS:O	41:BG:58:GLN:HG3	1.78	0.84
58:AY:701:FUA:H152	58:AY:701:FUA:H323	1.59	0.84
49:BR:113:LEU:HD12	49:BR:114:VAL:N	1.91	0.84
43:BK:59:ILE:HG12	43:BK:60:TYR:N	1.91	0.84
31:B6:37:ARG:NH1	35:BA:2286:A:N7	2.25	0.84
43:BK:112:MET:HG3	43:BK:113:PRO:HD3	1.58	0.84

Continued on next page...

Continued from previous page...

Atom-1	Atom-2	Interatomic distance (Å)	Clash overlap (Å)
35:BA:142:A:H8	35:BA:1595:G:H21	1.23	0.84
42:BH:30:LYS:HD2	42:BH:81:GLU:HG2	1.59	0.84
38:BD:165:ILE:HD13	38:BD:175:LEU:HD21	1.57	0.84
35:BA:491:G:H2'	35:BA:492:A:H8	1.41	0.84
18:AR:56:THR:HB	18:AR:58:LEU:HD13	1.57	0.84
38:BD:243:GLY:O	38:BD:244:ARG:HB3	1.77	0.84
35:BA:533:G:H5''	52:BU:24:TYR:CD1	2.12	0.84
28:B3:29:ARG:HH11	28:B3:29:ARG:HB2	1.41	0.84
35:BA:1285:G:H2'	35:BA:1286:A:H5'	1.60	0.84
51:BT:108:ARG:HH11	51:BT:108:ARG:CB	1.91	0.84
3:AC:140:ARG:HH11	3:AC:140:ARG:HG3	1.43	0.84
1:AA:179:A:H2'	1:AA:180:U:C6	2.13	0.84
38:BD:35:LYS:HZ3	38:BD:35:LYS:HB3	1.42	0.84
35:BA:2308:G:O6	35:BA:2310:A:H2'	1.77	0.84
56:BY:8:LYS:HB2	56:BY:28:LYS:HZ3	1.38	0.84
26:B1:46:LEU:HB3	26:B1:63:ALA:HA	1.58	0.84
12:AL:38:THR:HG23	12:AL:57:LYS:HB3	1.59	0.84
42:BH:16:SER:HB2	42:BH:27:LYS:HB2	1.58	0.84
51:BT:55:ASN:N	51:BT:59:THR:HG22	1.92	0.84
37:BC:77:ALA:HB3	37:BC:95:VAL:HA	1.57	0.83
57:BZ:59:LEU:O	57:BZ:66:SER:HA	1.78	0.83
24:AY:17:ILE:O	24:AY:85:PRO:HG2	1.76	0.83
24:AY:513:LYS:CB	24:AY:566:THR:HB	2.07	0.83
36:BB:7:G:C2'	36:BB:8:U:H5''	2.07	0.83
47:BP:122:PRO:HB3	47:BP:141:ALA:HB1	1.60	0.83
2:AB:223:ILE:HG12	2:AB:226:ARG:NH2	1.93	0.83
49:BR:100:LEU:H	49:BR:100:LEU:HD22	1.43	0.83
13:AM:34:LEU:HD13	13:AM:41:PRO:HG3	1.60	0.83
57:BZ:78:LYS:N	57:BZ:78:LYS:HD3	1.93	0.83
35:BA:2796:U:H3'	35:BA:2799:C:H5'	1.60	0.83
24:AY:215:LYS:O	24:AY:219:VAL:HG23	1.77	0.83
30:B5:44:THR:HG22	30:B5:45:VAL:H	1.42	0.83
5:AE:91:LEU:HD13	5:AE:120:THR:CG2	2.08	0.83
1:AA:1505:G:H2'	23:AX:17:U:OP1	1.78	0.83
24:AY:313:ALA:HA	24:AY:328:ILE:HG22	1.57	0.83
30:B5:40:LYS:NZ	30:B5:46:CYS:H	1.76	0.83
1:AA:1364:U:O2	1:AA:1364:U:H2'	1.76	0.83
1:AA:390:C:H2'	1:AA:391:G:C8	2.14	0.83
25:B0:11:ARG:CB	25:B0:11:ARG:HH11	1.90	0.83
30:B5:4:HIS:HB3	30:B5:5:PRO:HD3	1.60	0.83
56:BY:95:LYS:HD3	56:BY:100:ALA:HB1	1.61	0.83

Continued on next page...

Continued from previous page...

Atom-1	Atom-2	Interatomic distance (Å)	Clash overlap (Å)
38:BD:34:VAL:HG23	38:BD:35:LYS:N	1.92	0.83
56:BY:76:CYS:SG	56:BY:77:PRO:HD2	2.17	0.83
24:AY:71:THR:HG21	24:AY:357:ARG:HD2	1.61	0.83
37:BC:85:LYS:O	37:BC:89:GLU:HG3	1.79	0.83
46:BO:43:VAL:HG23	46:BO:56:ASP:O	1.78	0.83
35:BA:272(B):G:H2'	35:BA:272(C):G:H8	1.44	0.83
9:AI:95:LYS:NZ	9:AI:96:LEU:HD12	1.94	0.83
27:B2:3:LEU:HD22	27:B2:7:ARG:NH1	1.92	0.83
40:BF:43:LYS:HA	40:BF:98:SER:HB3	1.60	0.83
35:BA:871:U:OP1	48:BQ:5:ARG:HG3	1.79	0.83
39:BE:24:THR:HG22	39:BE:186:GLY:CA	2.07	0.83
35:BA:2317:C:H2'	35:BA:2318:G:H5'	1.58	0.83
49:BR:72:ASP:OD2	49:BR:75:LEU:HB2	1.79	0.83
35:BA:226:G:H4'	35:BA:227:A:OP1	1.78	0.83
52:BU:44:ASN:HD21	53:BV:75:PHE:HB3	1.44	0.83
17:AQ:59:ILE:HG23	17:AQ:71:PHE:HB3	1.60	0.83
38:BD:267:SER:HA	38:BD:270:ILE:CD1	2.06	0.83
51:BT:83:ILE:HG13	51:BT:84:GLN:N	1.93	0.83
41:BG:60:LEU:O	41:BG:63:ILE:HD11	1.79	0.83
24:AY:25:LYS:HE3	59:AY:702:GDP:O2B	1.77	0.83
2:AB:165:VAL:HG23	2:AB:166:ASP:N	1.91	0.83
5:AE:101:ILE:HD13	5:AE:101:ILE:H	1.43	0.83
53:BV:28:GLU:HB2	53:BV:31:ALA:CB	2.08	0.83
51:BT:85:LYS:NZ	51:BT:85:LYS:HB3	1.93	0.83
45:BN:133:GLN:CG	45:BN:135:PRO:HD3	2.08	0.83
2:AB:95:GLN:HA	2:AB:96:ARG:NH1	1.94	0.83
2:AB:172:ILE:H	2:AB:172:ILE:CD1	1.75	0.83
51:BT:29:ARG:CB	51:BT:85:LYS:HA	2.08	0.83
9:AI:95:LYS:HD3	9:AI:96:LEU:N	1.94	0.83
38:BD:131:LEU:HD13	38:BD:136:ILE:HD11	1.61	0.83
2:AB:120:ALA:O	2:AB:121:LEU:HD23	1.78	0.83
57:BZ:166:SER:HB2	57:BZ:167:PRO:C	1.98	0.83
39:BE:48:GLN:HE21	39:BE:78:LEU:HD22	1.44	0.83
6:AF:3:ARG:HH11	6:AF:3:ARG:HG3	1.44	0.83
24:AY:423:LYS:HB3	24:AY:472:VAL:CG2	2.09	0.82
35:BA:1541:G:H1'	35:BA:1542:A:C4	2.13	0.82
38:BD:35:LYS:CG	38:BD:63:ARG:HG3	2.09	0.82
24:AY:431:LEU:HD22	24:AY:466:LEU:HD13	1.60	0.82
5:AE:102:ALA:HB2	5:AE:120:THR:OG1	1.79	0.82
40:BF:50:SER:HB2	40:BF:94:PRO:HD3	1.60	0.82
50:BS:59:LYS:HD2	50:BS:61:ASN:HB2	1.59	0.82

Continued on next page...

Continued from previous page...

Atom-1	Atom-2	Interatomic distance (Å)	Clash overlap (Å)
1:AA:20:U:H2'	1:AA:21:G:O4'	1.78	0.82
35:BA:1669:A:H2'	35:BA:1670:C:H5'	1.60	0.82
13:AM:3:ARG:HG2	13:AM:9:ILE:HD11	1.62	0.82
35:BA:1221(A):C:O2'	35:BA:1222:C:H5'	1.79	0.82
55:BX:8:ILE:N	55:BX:8:ILE:HD12	1.93	0.82
22:AV:17:C:C6	22:AV:17(A):U:H5	1.94	0.82
42:BH:17:VAL:HG11	42:BH:50:VAL:HG21	1.59	0.82
45:BN:48:MET:H	45:BN:48:MET:HE2	1.44	0.82
1:AA:750:G:N3	15:AO:23:GLY:HA3	1.93	0.82
1:AA:1318:A:H1'	19:AS:37:ARG:NH2	1.94	0.82
24:AY:261:GLY:HA3	24:AY:267:LYS:O	1.79	0.82
1:AA:1358:U:OP1	14:AN:35:ARG:HG3	1.80	0.82
13:AM:37:THR:HG21	13:AM:56:LEU:HD22	1.61	0.82
57:BZ:103:ARG:HH11	57:BZ:103:ARG:HG3	1.45	0.82
39:BE:116:VAL:O	39:BE:117:MET:HB3	1.77	0.82
41:BG:133:LEU:CD1	41:BG:157:ILE:HD12	2.08	0.82
30:B5:3:LYS:NZ	30:B5:5:PRO:HD2	1.95	0.82
20:AT:13:LEU:N	20:AT:13:LEU:HD12	1.94	0.82
3:AC:70:VAL:HG12	3:AC:71:ALA:H	1.44	0.82
35:BA:272(H):C:H2'	35:BA:272(I):U:H5''	1.61	0.82
1:AA:631:G:H2'	1:AA:632:A:C8	2.14	0.82
41:BG:56:ALA:HA	41:BG:59:GLU:OE1	1.80	0.82
19:AS:41:VAL:HG21	19:AS:44:MET:HB2	1.60	0.82
35:BA:279:C:C2'	35:BA:280:C:H5''	2.10	0.82
35:BA:975:C:OP2	35:BA:975:C:H4'	1.77	0.82
37:BC:78:ILE:O	37:BC:120:VAL:HG21	1.79	0.82
2:AB:44:LEU:N	2:AB:44:LEU:HD12	1.91	0.82
40:BF:53:THR:HG22	40:BF:56:GLU:CG	2.08	0.82
10:AJ:32:ALA:HB2	10:AJ:76:ASN:HD22	1.43	0.82
2:AB:147:LYS:HG2	2:AB:148:TYR:CD1	2.15	0.82
26:B1:56:GLN:NE2	26:B1:56:GLN:HA	1.95	0.82
51:BT:55:ASN:H	51:BT:59:THR:HG22	1.43	0.82
22:AV:53:G:O2'	22:AV:54:U:H5'	1.80	0.82
57:BZ:42:VAL:HG13	57:BZ:43:GLU:H	1.44	0.82
25:B0:27:GLU:HA	25:B0:67:VAL:O	1.80	0.82
35:BA:2672:G:H2'	35:BA:2673:G:H5''	1.61	0.82
16:AP:20:VAL:HG21	16:AP:32:TYR:CB	2.09	0.82
35:BA:2312:U:H2'	35:BA:2313:C:H5''	1.62	0.82
26:B1:76:ARG:HH12	26:B1:95:LEU:CD2	1.90	0.82
35:BA:545:C:H3'	35:BA:547:A:H5''	1.60	0.82
35:BA:2666:C:H5'	35:BA:2667:C:OP2	1.80	0.82

Continued on next page...

Continued from previous page...

Atom-1	Atom-2	Interatomic distance (Å)	Clash overlap (Å)
53:BV:49:THR:HB	53:BV:50:PRO:CD	2.10	0.81
35:BA:958:U:H6	35:BA:958:U:H3'	1.44	0.81
57:BZ:3:TYR:CE2	57:BZ:51:ALA:HB2	2.14	0.81
56:BY:76:CYS:HB3	56:BY:96:ILE:CD1	2.10	0.81
50:BS:28:VAL:HG12	50:BS:29:PHE:N	1.95	0.81
53:BV:15:GLU:HB3	53:BV:16:PRO:HD2	1.62	0.81
57:BZ:72:ARG:HG3	57:BZ:72:ARG:HH11	1.43	0.81
54:BW:107:LEU:H	54:BW:107:LEU:HD22	1.43	0.81
1:AA:662:G:H2'	1:AA:663:A:C8	2.15	0.81
53:BV:18:LEU:HD22	53:BV:19:LYS:CA	2.09	0.81
51:BT:29:ARG:HG2	51:BT:85:LYS:HA	1.62	0.81
22:AV:20:U:C3'	22:AV:21:A:H5'	2.10	0.81
3:AC:86:VAL:O	3:AC:89:GLU:HB3	1.81	0.81
42:BH:43:VAL:CG1	42:BH:52:VAL:HA	2.09	0.81
35:BA:1540:U:H3'	35:BA:1541:G:H3'	1.62	0.81
35:BA:1390:U:O2'	35:BA:1391:U:H5'	1.79	0.81
35:BA:2132:U:C5	37:BC:6:LYS:HD2	2.16	0.81
34:B9:34:GLN:O	34:B9:35:ARG:HB2	1.80	0.81
45:BN:129:PRO:O	45:BN:130:HIS:HB3	1.79	0.81
50:BS:96:GLY:O	50:BS:98:VAL:HG23	1.81	0.81
41:BG:64:THR:HG23	41:BG:66:GLN:H	1.43	0.81
1:AA:793:U:H3'	1:AA:794:A:C5'	2.10	0.81
35:BA:1242:A:H5'	35:BA:1243:G:OP2	1.79	0.81
36:BB:65:C:N4	36:BB:109:C:H2'	1.96	0.81
1:AA:627:G:O2'	1:AA:628:G:H5'	1.80	0.81
27:B2:3:LEU:HD22	27:B2:7:ARG:HH12	1.44	0.81
35:BA:666:G:H4'	47:BP:49:ARG:NH2	1.95	0.81
35:BA:1361:G:O2'	35:BA:1362:C:H5'	1.78	0.81
35:BA:2171:A:H1'	35:BA:2172:U:C6	2.16	0.81
24:AY:451:ILE:HG23	24:AY:451:ILE:O	1.81	0.81
35:BA:925:C:C2'	35:BA:926:A:H5''	2.07	0.81
35:BA:1782:C:H2'	35:BA:1783:A:H5'	1.60	0.81
35:BA:2439:A:N3	35:BA:2439:A:H2'	1.92	0.81
10:AJ:96:ILE:HD13	10:AJ:96:ILE:H	1.44	0.81
35:BA:272(B):G:H2'	35:BA:272(C):G:C8	2.16	0.81
50:BS:89:ARG:CG	50:BS:92:TYR:HA	2.11	0.81
24:AY:9:LEU:HD21	24:AY:284:LEU:HB2	1.60	0.81
54:BW:18:ARG:HG2	54:BW:18:ARG:HH11	1.42	0.81
35:BA:1876:A:H2'	35:BA:1877:A:H8	1.43	0.81
45:BN:55:VAL:HG22	45:BN:126:PRO:HA	1.62	0.81
40:BF:155:LEU:HA	40:BF:174:VAL:HB	1.59	0.81

Continued on next page...

Continued from previous page...

Atom-1	Atom-2	Interatomic distance (Å)	Clash overlap (Å)
13:AM:108:ARG:HH11	13:AM:108:ARG:HA	1.42	0.81
1:AA:438:G:H4'	1:AA:439:A:OP1	1.78	0.81
35:BA:2258:C:O2'	35:BA:2426:A:H4'	1.80	0.81
52:BU:110:VAL:HG12	52:BU:114:LYS:CD	2.10	0.81
57:BZ:69:THR:HG22	57:BZ:90:VAL:CA	2.09	0.81
51:BT:32:TYR:CD1	51:BT:32:TYR:N	2.48	0.81
1:AA:1489:G:C2'	1:AA:1490:C:H5''	2.10	0.81
12:AL:34:ARG:HG3	12:AL:105:TYR:HE2	1.44	0.81
27:B2:28:LYS:HB3	27:B2:57:ILE:HD13	1.62	0.81
24:AY:67:ALA:HB1	24:AY:327:PHE:CZ	2.15	0.81
1:AA:299:G:H2'	1:AA:300:A:C8	2.16	0.81
35:BA:1070:A:H5'	35:BA:1072:C:OP2	1.81	0.81
38:BD:158:ALA:HB3	38:BD:161:THR:HG21	1.62	0.81
35:BA:1782:C:H1'	35:BA:2609:U:H5'	1.62	0.81
35:BA:1043:C:C2'	35:BA:1044:G:H5''	2.11	0.81
35:BA:2020:A:H2'	35:BA:2021:C:H5''	1.60	0.81
50:BS:70:GLY:C	50:BS:101:LEU:HD23	2.01	0.81
27:B2:28:LYS:HB3	27:B2:57:ILE:CD1	2.11	0.81
1:AA:270:A:H2'	1:AA:271:C:C6	2.16	0.81
35:BA:1348:G:H2'	35:BA:1349:A:H5''	1.59	0.81
52:BU:91:ASP:OD1	52:BU:96:ALA:HB2	1.81	0.81
43:BK:100:THR:HA	43:BK:139:VAL:HB	1.61	0.81
35:BA:1452:A:H3'	35:BA:1453:U:H5''	1.63	0.81
9:AI:114:TYR:HE2	10:AJ:60:ARG:N	1.78	0.81
10:AJ:50:ILE:HD11	14:AN:41:ARG:NH1	1.96	0.81
35:BA:1884:A:C2'	35:BA:1885:A:H5''	2.11	0.81
24:AY:613:PRO:O	24:AY:615:GLU:N	2.14	0.81
46:BO:17:ARG:NE	46:BO:47:ILE:HD11	1.96	0.80
42:BH:53:GLU:OE1	42:BH:53:GLU:HA	1.81	0.80
54:BW:78:GLU:OE2	54:BW:99:ARG:HD2	1.78	0.80
24:AY:137:ASN:HD21	24:AY:263:ALA:H	1.28	0.80
16:AP:75:ARG:HG3	16:AP:75:ARG:HH11	1.43	0.80
53:BV:39:LEU:CD1	53:BV:51:VAL:HA	2.12	0.80
41:BG:106:LEU:HA	41:BG:110:ALA:CB	2.10	0.80
40:BF:192:LEU:HD21	40:BF:194:MET:CE	2.11	0.80
4:AD:57:ARG:H	4:AD:57:ARG:HD2	1.44	0.80
18:AR:29:PHE:CD1	18:AR:29:PHE:N	2.45	0.80
39:BE:47:VAL:HG12	39:BE:48:GLN:H	1.45	0.80
46:BO:76:ALA:HB3	51:BT:75:ILE:HB	1.63	0.80
35:BA:2097:C:H2'	35:BA:2098:U:C6	2.16	0.80
1:AA:332:G:H2'	1:AA:333:G:H8	1.46	0.80

Continued on next page...

Continued from previous page...

Atom-1	Atom-2	Interatomic distance (Å)	Clash overlap (Å)
48:BQ:29:PHE:HB2	48:BQ:105:GLU:OE2	1.81	0.80
51:BT:28:VAL:CG2	51:BT:46:GLU:HG3	2.11	0.80
41:BG:86:MET:N	41:BG:87:PRO:HD3	1.97	0.80
41:BG:98:ARG:NH1	41:BG:98:ARG:HG2	1.95	0.80
3:AC:94:LEU:O	3:AC:94:LEU:HD12	1.80	0.80
31:B6:5:VAL:HG23	35:BA:2283:C:H5'	1.60	0.80
35:BA:143(A):C:H4'	55:BX:38:GLU:OE2	1.82	0.80
42:BH:149:ARG:HD3	42:BH:164:TYR:CE1	2.16	0.80
35:BA:2444:G:OP2	40:BF:68:LYS:HE2	1.81	0.80
35:BA:979:G:H3'	35:BA:980:A:H5'	1.63	0.80
18:AR:59:SER:H	18:AR:62:GLU:HB2	1.45	0.80
35:BA:9:U:H5	35:BA:2629:A:H62	1.29	0.80
47:BP:16:ARG:HD3	47:BP:18:ARG:H	1.44	0.80
5:AE:98:THR:HB	5:AE:117:ASP:HB3	1.63	0.80
13:AM:78:ILE:O	13:AM:82:MET:HG2	1.80	0.80
24:AY:504:ARG:O	24:AY:506:GLN:N	2.13	0.80
49:BR:21:TYR:HB3	49:BR:47:PHE:CD2	2.17	0.80
2:AB:22:LYS:HE2	2:AB:22:LYS:HA	1.61	0.80
38:BD:61:LEU:HB3	38:BD:63:ARG:HH12	1.46	0.80
27:B2:69:ARG:NH2	35:BA:111:A:H4'	1.94	0.80
35:BA:1012:U:O4	45:BN:28:THR:HG21	1.81	0.80
41:BG:53:LEU:N	41:BG:53:LEU:HD22	1.94	0.80
1:AA:80:G:H3'	1:AA:81:U:C5'	2.12	0.80
20:AT:26:ASN:O	20:AT:30:LYS:HB2	1.80	0.80
32:B7:6:GLN:O	35:BA:686:G:H1'	1.81	0.80
45:BN:133:GLN:HG2	45:BN:135:PRO:HD3	1.64	0.80
24:AY:505:GLY:HA3	24:AY:576:ASP:CG	2.01	0.80
13:AM:49:THR:HG22	13:AM:51:ALA:H	1.46	0.80
1:AA:1296:C:H5'	1:AA:1297:C:OP2	1.81	0.80
58:AY:701:FUA:H202	58:AY:701:FUA:H5	1.62	0.80
35:BA:1203:G:H3'	35:BA:1204:A:H5''	1.63	0.80
55:BX:35:THR:HB	55:BX:38:GLU:HB2	1.64	0.80
5:AE:80:ILE:HG22	8:AH:104:ARG:NH2	1.97	0.80
13:AM:78:ILE:HA	13:AM:81:LEU:HD23	1.62	0.80
4:AD:114:ARG:HH11	4:AD:114:ARG:HG3	1.45	0.80
26:B1:85:LEU:O	26:B1:87:PRO:HD2	1.81	0.80
7:AG:120:ILE:HG22	7:AG:124:LEU:HD12	1.62	0.80
10:AJ:9:ARG:HG2	10:AJ:69:ASN:OD1	1.81	0.80
19:AS:40:ILE:HG21	19:AS:66:MET:O	1.82	0.80
3:AC:72:LYS:CA	3:AC:72:LYS:HE3	2.11	0.80
13:AM:96:LEU:HB3	13:AM:97:PRO:HD2	1.63	0.80

Continued on next page...

Continued from previous page...

Atom-1	Atom-2	Interatomic distance (Å)	Clash overlap (Å)
35:BA:1657:C:O2'	35:BA:1658:C:H5'	1.82	0.80
24:AY:636:PRO:HG3	43:BK:21:PRO:HB2	1.64	0.80
35:BA:1125:G:H3'	35:BA:1126:A:H5''	1.64	0.80
25:B0:50:ASN:HA	25:B0:62:LEU:HD12	1.63	0.80
35:BA:2146:C:H4'	35:BA:2147:G:C8	2.17	0.80
40:BF:167:ALA:HB1	40:BF:173:VAL:HG11	1.64	0.80
1:AA:1158:C:H6	2:AB:132:LYS:CE	1.94	0.80
16:AP:25:ARG:NH1	16:AP:25:ARG:HG3	1.90	0.80
39:BE:68:ALA:HB3	39:BE:69:LYS:HE2	1.63	0.80
50:BS:83:LYS:HG2	50:BS:105:ALA:HB3	1.62	0.80
57:BZ:130:PRO:O	57:BZ:133:ILE:HD11	1.81	0.80
35:BA:733:G:O5'	35:BA:733:G:H8	1.63	0.80
25:B0:40:GLN:NE2	25:B0:43:THR:HA	1.96	0.80
53:BV:49:THR:HB	53:BV:50:PRO:HD2	1.64	0.80
30:B5:20:ARG:HG2	30:B5:23:HIS:CD2	2.16	0.80
35:BA:2742:C:O2'	35:BA:2743:C:H5'	1.82	0.80
1:AA:598:U:H2'	1:AA:599:C:C6	2.16	0.80
24:AY:252:ASP:CB	24:AY:254:LYS:CE	2.51	0.80
24:AY:435:ASP:OD1	24:AY:437:THR:HG23	1.81	0.80
33:B8:33:ASN:HD22	33:B8:33:ASN:H	1.30	0.80
47:BP:55:ARG:HG2	47:BP:56:SER:N	1.97	0.80
35:BA:1452:A:H3'	35:BA:1453:U:H5'	1.60	0.80
24:AY:149:VAL:O	24:AY:152:THR:HG22	1.82	0.80
35:BA:1034:G:H8	35:BA:1034:G:OP1	1.64	0.80
9:AI:48:GLU:N	9:AI:49:PRO:HD2	1.97	0.80
57:BZ:4:ARG:HH12	57:BZ:66:SER:HB2	1.47	0.80
1:AA:1128:C:H2'	1:AA:1129:C:C5'	2.11	0.80
41:BG:171:ALA:O	41:BG:175:LEU:HG	1.82	0.80
35:BA:978:G:H1	35:BA:985:C:N4	1.80	0.80
25:B0:43:THR:H	35:BA:2331:G:H4'	1.47	0.80
1:AA:539:A:H2'	1:AA:540:G:C8	2.16	0.80
35:BA:882:G:H2'	35:BA:883:G:C8	2.16	0.80
6:AF:1:MET:HE1	6:AF:68:PRO:HD3	1.62	0.80
1:AA:241:C:O2'	1:AA:242:C:H5'	1.82	0.80
53:BV:21:ARG:HH11	53:BV:21:ARG:HG2	1.47	0.79
43:BK:57:ILE:HA	43:BK:66:THR:O	1.81	0.79
12:AL:70:ILE:HG21	12:AL:77:LEU:CD1	2.13	0.79
35:BA:545:C:C2'	35:BA:547:A:H5''	2.12	0.79
35:BA:545:C:H2'	35:BA:547:A:H5''	1.63	0.79
53:BV:62:LEU:HD21	53:BV:95:LEU:HB2	1.64	0.79
38:BD:183:ARG:HH11	38:BD:183:ARG:HG2	1.46	0.79

Continued on next page...

Continued from previous page...

Atom-1	Atom-2	Interatomic distance (Å)	Clash overlap (Å)
35:BA:1803:A:O3'	38:BD:259:THR:HG21	1.81	0.79
37:BC:211:ARG:CG	37:BC:211:ARG:HH11	1.95	0.79
39:BE:38:THR:HB	39:BE:41:LYS:HG2	1.63	0.79
43:BK:7:VAL:O	43:BK:7:VAL:HG13	1.82	0.79
1:AA:291:C:O2'	1:AA:292:G:H5'	1.82	0.79
9:AI:17:VAL:HG11	9:AI:81:ILE:HD13	1.63	0.79
35:BA:1779:U:C5	35:BA:1784:A:N7	2.50	0.79
26:B1:73:LEU:HD22	26:B1:94:LEU:HD23	1.64	0.79
24:AY:180:VAL:HG23	24:AY:216:LEU:HD12	1.64	0.79
25:B0:60:PHE:CE2	35:BA:2365:G:H4'	2.18	0.79
35:BA:1113:U:H2'	35:BA:1114:G:C8	2.18	0.79
54:BW:68:ARG:HA	54:BW:110:LYS:HG2	1.65	0.79
35:BA:710:G:H2'	35:BA:711:G:H8	1.46	0.79
51:BT:38:ASN:ND2	51:BT:38:ASN:C	2.36	0.79
35:BA:1049:C:H2'	35:BA:1050:A:H8	1.48	0.79
12:AL:75:HIS:HD2	12:AL:77:LEU:HD12	1.44	0.79
51:BT:80:SER:CB	51:BT:81:PRO:HD3	2.12	0.79
4:AD:122:ARG:NH1	4:AD:134:ASP:HB2	1.98	0.79
6:AF:16:GLN:H	6:AF:16:GLN:CD	1.85	0.79
36:BB:91:C:OP1	48:BQ:16:ARG:HG3	1.83	0.79
43:BK:23:VAL:O	43:BK:23:VAL:HG12	1.79	0.79
35:BA:2241:A:H2'	35:BA:2242:G:C8	2.17	0.79
35:BA:861:A:H2'	35:BA:862:G:O4'	1.82	0.79
5:AE:87:SER:HB3	5:AE:131:ILE:HD13	1.64	0.79
39:BE:61:ARG:HG2	39:BE:62:PRO:HD3	1.65	0.79
35:BA:2162:G:H2'	35:BA:2163:C:C6	2.17	0.79
38:BD:71:ASP:HB2	38:BD:103:ARG:HH22	1.47	0.79
24:AY:154:GLN:HA	24:AY:158:GLY:HA2	1.65	0.79
56:BY:90:LEU:HG	56:BY:91:GLU:HG2	1.64	0.79
3:AC:113:ALA:HB3	3:AC:114:PRO:HD3	1.63	0.79
52:BU:68:ALA:O	52:BU:71:GLN:HB3	1.83	0.79
35:BA:221:A:H61	35:BA:265:A:H8	1.29	0.79
3:AC:14:ILE:HG13	3:AC:15:THR:N	1.95	0.79
10:AJ:32:ALA:HB2	10:AJ:76:ASN:ND2	1.97	0.79
11:AK:124:LYS:HD2	11:AK:125:PHE:HE1	1.47	0.79
6:AF:80:ARG:HH11	6:AF:88:VAL:HB	1.47	0.79
41:BG:133:LEU:HD11	41:BG:157:ILE:CD1	2.10	0.79
29:B4:10:VAL:HG23	29:B4:11:PRO:HD2	1.63	0.79
4:AD:108:LEU:HD23	4:AD:110:PHE:CZ	2.18	0.79
24:AY:415:PRO:HA	24:AY:474:ALA:HB2	1.65	0.79
52:BU:61:TRP:O	52:BU:65:ILE:HG13	1.82	0.79

Continued on next page...

Continued from previous page...

Atom-1	Atom-2	Interatomic distance (Å)	Clash overlap (Å)
35:BA:1171:G:H2'	35:BA:1173:G:H4'	1.62	0.79
10:AJ:6:ILE:HD11	10:AJ:72:VAL:CB	2.13	0.79
35:BA:2126:A:H4'	35:BA:2127:G:O5'	1.82	0.79
10:AJ:63:PHE:HB3	14:AN:58:LYS:HA	1.64	0.79
24:AY:380:LEU:O	24:AY:381:LYS:HD2	1.83	0.79
3:AC:152:ILE:HG22	3:AC:167:TRP:HA	1.65	0.79
1:AA:1284:C:H3'	1:AA:1285:A:H5''	1.64	0.79
45:BN:2:LYS:HZ1	53:BV:12:TYR:HA	1.45	0.79
27:B2:38:GLN:HA	27:B2:41:ILE:HG23	1.62	0.79
1:AA:1442(B):A:N7	51:BT:118:ARG:HG2	1.98	0.79
35:BA:1963:U:O2	35:BA:1963:U:H2'	1.81	0.79
35:BA:1788:C:O2'	35:BA:1789:A:H5'	1.82	0.79
37:BC:101:ILE:H	37:BC:101:ILE:CD1	1.95	0.78
52:BU:95:LEU:HD12	53:BV:11:GLN:HG3	1.64	0.78
19:AS:32:LYS:HA	19:AS:50:ALA:HB3	1.63	0.78
51:BT:13:ARG:HA	51:BT:13:ARG:HH11	1.46	0.78
35:BA:614(A):U:H4'	35:BA:614(B):G:H5''	1.64	0.78
41:BG:90:LEU:HD12	41:BG:91:ARG:N	1.96	0.78
1:AA:1014:A:H4'	19:AS:14:HIS:CE1	2.18	0.78
28:B3:17:LYS:HZ3	28:B3:20:LYS:HE3	1.46	0.78
42:BH:41:MET:CG	42:BH:43:VAL:HG13	2.13	0.78
56:BY:47:LYS:HG3	56:BY:60:PHE:HE1	1.47	0.78
36:BB:66:A:H61	36:BB:108:U:H2'	1.48	0.78
37:BC:31:LYS:HE3	37:BC:179:ALA:O	1.84	0.78
1:AA:1321:C:H5''	1:AA:1322:C:H5''	1.65	0.78
35:BA:2720:U:H2'	35:BA:2721:A:H8	1.48	0.78
1:AA:731:G:OP1	1:AA:766:A:H1'	1.82	0.78
35:BA:2645:G:C3'	35:BA:2646:C:H5'	2.10	0.78
40:BF:53:THR:HG23	40:BF:55:GLY:N	1.98	0.78
50:BS:40:ILE:CG2	50:BS:41:ASP:N	2.45	0.78
39:BE:77:ILE:HG22	39:BE:78:LEU:CD1	2.12	0.78
35:BA:662:G:OP1	47:BP:18:ARG:HD2	1.83	0.78
35:BA:1865:G:H2'	35:BA:1866:C:H5''	1.65	0.78
29:B4:5:ILE:O	29:B4:5:ILE:HG12	1.82	0.78
11:AK:111:ASP:HA	18:AR:84:LYS:CD	2.13	0.78
42:BH:83:TYR:HB3	42:BH:134:SER:HA	1.64	0.78
4:AD:158:ILE:O	4:AD:162:LEU:HB2	1.83	0.78
36:BB:40:U:O2	36:BB:43:C:H5''	1.83	0.78
38:BD:24:ILE:HD13	38:BD:25:THR:H	1.47	0.78
4:AD:189:PRO:HB2	4:AD:194:LEU:HD21	1.64	0.78
29:B4:14:ILE:O	29:B4:21:VAL:HG13	1.82	0.78

Continued on next page...

Continued from previous page...

Atom-1	Atom-2	Interatomic distance (Å)	Clash overlap (Å)
32:B7:35:ARG:HH11	32:B7:35:ARG:HG2	1.49	0.78
35:BA:739:G:H8	35:BA:739:G:OP2	1.67	0.78
35:BA:1375:C:H2'	35:BA:1376:C:H6	1.47	0.78
4:AD:28:SER:HB3	4:AD:29:PRO:HD2	1.66	0.78
38:BD:35:LYS:HG3	38:BD:63:ARG:HG3	1.63	0.78
35:BA:1946:U:H2'	35:BA:1947:C:C6	2.18	0.78
24:AY:128:TYR:O	24:AY:129:LYS:HB2	1.83	0.78
1:AA:943:U:H2'	1:AA:944:G:H5'	1.66	0.78
40:BF:106:ARG:HG3	40:BF:106:ARG:HH11	1.48	0.78
1:AA:522:C:H41	12:AL:53:ARG:HH22	1.31	0.78
54:BW:64:MET:O	54:BW:65:LEU:HB3	1.83	0.78
36:BB:48:A:H4'	50:BS:95:HIS:HD2	1.48	0.78
50:BS:106:ARG:HB3	50:BS:106:ARG:HH11	1.46	0.78
35:BA:2393:A:H5''	47:BP:62:LEU:HB3	1.63	0.78
38:BD:83:GLU:HB2	38:BD:92:ILE:HD11	1.65	0.78
1:AA:1117:G:O2'	9:AI:104:ARG:HD3	1.83	0.78
1:AA:1442:G:H1	1:AA:1461:G:H21	1.30	0.78
30:B5:56:LYS:HG3	30:B5:57:VAL:H	1.48	0.78
38:BD:172:TYR:HD1	38:BD:186:HIS:HA	1.49	0.78
10:AJ:55:LYS:CE	10:AJ:55:LYS:H	1.97	0.78
57:BZ:86:VAL:HG12	57:BZ:87:ASP:H	1.47	0.78
1:AA:1321:C:H3'	1:AA:1322:C:H5''	1.65	0.78
35:BA:841:A:H8	35:BA:841:A:H5'	1.47	0.78
42:BH:157:TYR:CE1	42:BH:171:LEU:HD21	2.10	0.78
24:AY:431:LEU:CD2	24:AY:466:LEU:HD13	2.14	0.78
47:BP:127:ALA:O	47:BP:148:LEU:HD11	1.82	0.78
47:BP:24:GLY:HA2	47:BP:33:ARG:NH1	1.98	0.78
39:BE:78:LEU:O	39:BE:79:ARG:HD2	1.84	0.78
51:BT:45:PHE:CE2	51:BT:74:ARG:HB2	2.18	0.78
33:B8:62:LEU:HD13	35:BA:242:G:H5''	1.64	0.78
1:AA:103:C:H3'	1:AA:104:G:H8	1.48	0.78
31:B6:41:PRO:HD2	31:B6:45:LYS:O	1.83	0.78
51:BT:107:ASP:CG	51:BT:108:ARG:H	1.86	0.78
35:BA:965:C:C5'	35:BA:2273:A:H1'	2.13	0.78
35:BA:1052:C:C6	35:BA:1052:C:H3'	2.17	0.78
50:BS:34:HIS:HB3	50:BS:53:SER:HB3	1.64	0.78
51:BT:55:ASN:H	51:BT:59:THR:CG2	1.97	0.78
13:AM:68:GLY:H	13:AM:71:ARG:HB3	1.49	0.78
24:AY:514:VAL:HG21	24:AY:593:ALA:CB	2.14	0.78
41:BG:34:LEU:HD11	41:BG:100:TRP:CH2	2.19	0.78
1:AA:792:A:O2'	1:AA:794:A:N7	2.16	0.78

Continued on next page...

Continued from previous page...

Atom-1	Atom-2	Interatomic distance (Å)	Clash overlap (Å)
35:BA:1243:G:H1'	47:BP:8:PRO:HB3	1.66	0.78
35:BA:1052:C:H2'	35:BA:1053:C:C6	2.19	0.78
47:BP:24:GLY:CA	47:BP:33:ARG:NH1	2.46	0.78
35:BA:2186:G:H2'	35:BA:2187:G:H5''	1.66	0.78
10:AJ:3:LYS:HZ2	10:AJ:76:ASN:HA	1.47	0.78
58:AY:701:FUA:H211	58:AY:701:FUA:O2	1.83	0.78
1:AA:1133:G:H22	1:AA:1143:G:H1'	1.49	0.78
17:AQ:52:LYS:CD	17:AQ:52:LYS:H	1.97	0.78
35:BA:1080:C:H4'	43:BK:125:ARG:HB3	1.64	0.78
51:BT:57:PHE:C	51:BT:58:ASN:HD22	1.88	0.78
37:BC:190:ILE:O	37:BC:194:ILE:HG12	1.83	0.78
13:AM:15:VAL:HG12	13:AM:45:VAL:CG2	2.13	0.78
24:AY:490:PRO:HG3	24:AY:516:PRO:CD	2.12	0.77
19:AS:15:LEU:HD13	19:AS:31:ILE:HD11	1.65	0.77
26:B1:45:ASN:HB2	35:BA:2230:G:H1'	1.64	0.77
57:BZ:29:TYR:HB3	57:BZ:34:ASN:HB2	1.64	0.77
33:B8:61:LEU:HD12	33:B8:62:LEU:H	1.49	0.77
29:B4:42:PHE:CD1	29:B4:42:PHE:N	2.49	0.77
45:BN:62:VAL:HG22	45:BN:66:LYS:HG3	1.64	0.77
24:AY:428:LEU:CD1	24:AY:440:VAL:HG11	2.14	0.77
33:B8:32:LEU:HB3	33:B8:36:LYS:HZ2	1.49	0.77
45:BN:22:THR:O	45:BN:25:ARG:HB2	1.83	0.77
38:BD:65:ILE:HD13	38:BD:65:ILE:H	1.48	0.77
1:AA:824:C:H2'	1:AA:825:G:C8	2.19	0.77
24:AY:238:THR:HG23	24:AY:240:GLU:HG2	1.66	0.77
5:AE:12:LEU:HD12	5:AE:12:LEU:H	1.49	0.77
25:B0:5:LYS:HB3	25:B0:5:LYS:NZ	1.97	0.77
20:AT:75:ASN:HD22	20:AT:75:ASN:H	1.30	0.77
1:AA:1342:C:H4'	9:AI:125:TYR:HB3	1.66	0.77
55:BX:12:VAL:CG2	55:BX:13:LEU:H	1.97	0.77
41:BG:76:SER:CA	41:BG:83:ARG:HB3	2.15	0.77
6:AF:37:VAL:HG12	6:AF:38:GLU:N	2.00	0.77
42:BH:41:MET:O	42:BH:42:ARG:HB3	1.83	0.77
36:BB:60:C:H2'	36:BB:61:G:H8	1.48	0.77
1:AA:176:C:H2'	1:AA:177:C:H6	1.49	0.77
56:BY:90:LEU:HD12	56:BY:91:GLU:OE2	1.84	0.77
2:AB:107:THR:HA	2:AB:110:GLN:HE21	1.48	0.77
28:B3:28:LEU:HA	28:B3:33:GLN:OE1	1.84	0.77
1:AA:1221:G:H4'	19:AS:77:THR:HG21	1.67	0.77
35:BA:28:A:N6	35:BA:512:G:H1'	1.99	0.77
28:B3:17:LYS:HZ2	28:B3:20:LYS:HE3	1.46	0.77

Continued on next page...

Continued from previous page...

Atom-1	Atom-2	Interatomic distance (Å)	Clash overlap (Å)
25:B0:60:PHE:HE2	35:BA:2365:G:H4'	1.48	0.77
38:BD:132:PRO:HG3	38:BD:190:TYR:CE1	2.20	0.77
41:BG:106:LEU:HA	41:BG:110:ALA:HB3	1.64	0.77
43:BK:103:GLN:O	43:BK:106:GLU:HG2	1.85	0.77
43:BK:6:ALA:CB	43:BK:59:ILE:HG22	2.14	0.77
35:BA:954:G:H4'	48:BQ:13:GLN:NE2	1.99	0.77
53:BV:77:ALA:O	53:BV:79:VAL:HG23	1.85	0.77
35:BA:2455:G:H2'	35:BA:2456:C:C6	2.20	0.77
49:BR:63:ARG:NH2	49:BR:77:ARG:HG2	1.99	0.77
45:BN:46:VAL:HG13	45:BN:47:ALA:N	1.99	0.77
47:BP:41:ARG:HH11	47:BP:41:ARG:HA	1.46	0.77
35:BA:1607:C:H4'	35:BA:1608:A:O5'	1.84	0.77
39:BE:117:MET:HA	39:BE:122:PHE:H	1.47	0.77
24:AY:637:ARG:HG3	24:AY:637:ARG:HH11	1.49	0.77
8:AH:29:SER:OG	8:AH:32:LYS:HG3	1.85	0.77
35:BA:1345:C:O2'	35:BA:1346:G:H5'	1.84	0.77
18:AR:45:SER:H	18:AR:51:LEU:HG	1.48	0.77
51:BT:53:ARG:HH11	51:BT:53:ARG:CB	1.94	0.77
35:BA:1012:U:C4	45:BN:28:THR:HG21	2.20	0.77
30:B5:55:ARG:O	30:B5:56:LYS:HB2	1.82	0.77
35:BA:654:A:N7	35:BA:654(V):A:H4'	2.00	0.77
43:BK:93:ARG:HB2	57:BZ:112:ARG:HH21	1.50	0.77
28:B3:9:VAL:HG23	28:B3:10:LYS:H	1.50	0.77
35:BA:218:A:C2	35:BA:235:U:H4'	2.18	0.77
35:BA:16:G:O2'	35:BA:17:G:H5'	1.85	0.77
35:BA:556:G:H2'	35:BA:557:U:C6	2.20	0.77
10:AJ:30:SER:OG	10:AJ:81:THR:HG22	1.85	0.77
35:BA:83:G:HO2'	35:BA:84:A:H8	1.29	0.77
31:B6:9:LEU:CD2	31:B6:26:ASN:HD22	1.97	0.77
17:AQ:52:LYS:N	17:AQ:52:LYS:HD2	1.99	0.77
47:BP:7:ARG:HB3	47:BP:8:PRO:HD3	1.64	0.77
47:BP:30:THR:HG22	47:BP:31:ALA:N	2.00	0.77
10:AJ:8:LEU:CD2	10:AJ:96:ILE:HG22	2.15	0.77
35:BA:276:A:OP2	35:BA:276:A:H4'	1.84	0.77
24:AY:15:ILE:CD1	24:AY:81:ILE:HG12	2.15	0.77
1:AA:1325:C:H2'	1:AA:1326:C:H6	1.50	0.77
35:BA:154(A):C:H3'	35:BA:155:U:C5'	2.14	0.77
1:AA:1358:U:P	14:AN:35:ARG:HG3	2.24	0.77
35:BA:279:C:C3'	35:BA:280:C:H5''	2.15	0.77
52:BU:20:LEU:CD2	52:BU:20:LEU:H	1.98	0.77
52:BU:20:LEU:HD22	52:BU:20:LEU:N	1.98	0.77

Continued on next page...

Continued from previous page...

Atom-1	Atom-2	Interatomic distance (Å)	Clash overlap (Å)
52:BU:31:SER:HB3	52:BU:34:LYS:HB2	1.66	0.77
15:AO:80:ALA:HB1	15:AO:84:LYS:HE2	1.65	0.77
1:AA:1236:A:H2'	1:AA:1237:C:C6	2.20	0.77
53:BV:52:VAL:HG13	53:BV:52:VAL:O	1.84	0.77
2:AB:96:ARG:N	2:AB:96:ARG:HD2	1.99	0.77
55:BX:11:PRO:HA	55:BX:28:PHE:CB	2.12	0.77
10:AJ:75:ILE:HG13	10:AJ:76:ASN:N	1.97	0.77
46:BO:104:ARG:NE	51:BT:33:LYS:HE3	2.00	0.77
35:BA:955:C:OP2	48:BQ:14:ARG:HD2	1.84	0.77
54:BW:107:LEU:HD22	54:BW:107:LEU:N	1.99	0.77
1:AA:269:C:H2'	1:AA:270:A:H8	1.48	0.77
35:BA:759:G:H2'	35:BA:760:G:H8	1.48	0.77
1:AA:1369:C:H2'	1:AA:1370:G:C8	2.19	0.77
37:BC:60:ARG:HG3	37:BC:165:ARG:HG3	1.66	0.77
11:AK:58:PRO:HA	11:AK:90:GLY:HA3	1.67	0.77
46:BO:120:GLU:CD	46:BO:122:LEU:HD21	2.05	0.77
51:BT:129:ARG:HG2	51:BT:129:ARG:O	1.84	0.77
35:BA:2248:C:C2'	35:BA:2249:U:H5'	2.14	0.76
35:BA:2396:G:O2'	35:BA:2397:G:H5'	1.85	0.76
24:AY:227:ILE:HD11	24:AY:241:GLU:O	1.85	0.76
39:BE:38:THR:HG22	39:BE:40:GLU:H	1.48	0.76
54:BW:36:LEU:HD11	54:BW:47:VAL:HG12	1.64	0.76
35:BA:2524:G:H5'	35:BA:2524:G:H8	1.50	0.76
30:B5:26:THR:O	30:B5:26:THR:HG23	1.86	0.76
35:BA:1138:G:H2'	35:BA:1139:G:O4'	1.85	0.76
38:BD:35:LYS:HG2	38:BD:63:ARG:CA	2.15	0.76
41:BG:172:LEU:CD2	41:BG:176:LEU:HD11	2.15	0.76
47:BP:40:SER:C	47:BP:41:ARG:HD2	2.05	0.76
34:B9:19:ARG:O	34:B9:20:HIS:HB2	1.85	0.76
2:AB:223:ILE:HG23	2:AB:226:ARG:NH1	2.00	0.76
48:BQ:75:THR:CG2	48:BQ:76:LYS:N	2.47	0.76
57:BZ:24:LEU:HD12	57:BZ:41:LEU:CD2	2.14	0.76
24:AY:388:THR:HG21	24:AY:399:LEU:H	1.50	0.76
30:B5:2:ALA:N	35:BA:2014:A:HO2'	1.82	0.76
57:BZ:67:LEU:HD12	57:BZ:67:LEU:H	1.50	0.76
41:BG:82:LEU:HD11	41:BG:87:PRO:HB3	1.67	0.76
35:BA:2876:G:H4'	51:BT:3:ARG:NE	1.98	0.76
55:BX:35:THR:HG22	55:BX:37:THR:N	1.96	0.76
46:BO:114:ILE:HD12	46:BO:114:ILE:H	1.51	0.76
24:AY:196:ILE:O	24:AY:197:ARG:HB2	1.83	0.76
1:AA:243:A:H4'	1:AA:244:U:O5'	1.86	0.76

Continued on next page...

Continued from previous page...

Atom-1	Atom-2	Interatomic distance (Å)	Clash overlap (Å)
16:AP:13:HIS:C	16:AP:15:PRO:HD3	2.05	0.76
35:BA:1059:G:H2'	35:BA:1060:U:C5	2.21	0.76
25:B0:26:TYR:HE2	35:BA:857:C:H1'	1.50	0.76
13:AM:68:GLY:N	13:AM:71:ARG:HB3	2.00	0.76
49:BR:7:GLY:O	49:BR:8:ARG:HB2	1.83	0.76
1:AA:867:G:O2'	1:AA:868:C:H5'	1.86	0.76
48:BQ:27:VAL:HG23	48:BQ:137:TYR:CD2	2.20	0.76
2:AB:75:LYS:HA	2:AB:78:GLN:HG3	1.67	0.76
16:AP:49:LEU:HD22	16:AP:73:LEU:HD22	1.66	0.76
1:AA:1424:C:H2'	1:AA:1425:U:H6	1.49	0.76
11:AK:21:ILE:HD12	11:AK:21:ILE:N	1.99	0.76
27:B2:41:ILE:CD1	27:B2:44:LEU:HD12	2.10	0.76
56:BY:14:LEU:HD13	56:BY:24:VAL:CG2	2.15	0.76
39:BE:1:MET:HB2	39:BE:83:ASP:O	1.85	0.76
35:BA:1721:G:C6	35:BA:1739:U:H5'	2.20	0.76
35:BA:695:G:OP1	35:BA:1380:G:H4'	1.86	0.76
38:BD:35:LYS:HZ3	38:BD:36:PRO:HD3	1.49	0.76
23:AX:13:A:H3'	23:AX:14:A:C5'	2.15	0.76
26:B1:76:ARG:HH22	26:B1:95:LEU:HD13	1.51	0.76
35:BA:2286:A:H4'	35:BA:2287:A:H5'	1.66	0.76
43:BK:24:GLY:H	43:BK:25:PRO:HD2	1.51	0.76
18:AR:37:VAL:HG23	18:AR:38:GLU:N	1.99	0.76
50:BS:15:ARG:HB3	50:BS:18:ILE:HD11	1.68	0.76
35:BA:2425:A:H4'	35:BA:2426:A:H5''	1.68	0.76
35:BA:1902:C:H4'	38:BD:244:ARG:HB2	1.65	0.76
3:AC:50:ALA:HB1	3:AC:70:VAL:HG11	1.65	0.76
38:BD:43:ARG:HD2	38:BD:44:ASN:OD1	1.86	0.76
12:AL:27:LEU:HG	12:AL:62:SER:HB2	1.68	0.76
35:BA:790:C:H5'	35:BA:791:C:OP2	1.86	0.76
24:AY:72:CYS:SG	24:AY:79:ILE:HB	2.25	0.76
18:AR:74:ARG:HB3	18:AR:81:PHE:CE1	2.21	0.76
54:BW:9:TYR:H	54:BW:102:HIS:HD2	1.34	0.76
2:AB:24:TRP:CZ3	2:AB:26:PRO:HA	2.20	0.76
36:BB:26:A:H2'	36:BB:27:C:C6	2.20	0.76
24:AY:406:GLU:HB3	24:AY:407:PRO:HD2	1.68	0.76
35:BA:2248:C:H2'	35:BA:2249:U:H5'	1.68	0.76
40:BF:53:THR:CG2	40:BF:56:GLU:HG3	2.11	0.76
1:AA:1129:C:O2'	1:AA:1130:A:C8	2.38	0.76
35:BA:2394:C:OP1	47:BP:63:PRO:HD2	1.84	0.76
13:AM:121:LYS:HD3	13:AM:121:LYS:N	2.00	0.76
52:BU:25:TRP:O	52:BU:28:ARG:HB2	1.85	0.76

Continued on next page...

Continued from previous page...

Atom-1	Atom-2	Interatomic distance (Å)	Clash overlap (Å)
35:BA:2521:C:H42	35:BA:2544:G:H1	1.34	0.76
35:BA:914:C:H2'	35:BA:915:C:H5'	1.67	0.76
35:BA:1461:G:O2'	35:BA:1462:C:H5'	1.85	0.76
24:AY:100:VAL:HG13	24:AY:101:LEU:H	1.51	0.76
3:AC:94:LEU:O	3:AC:95:THR:HG23	1.85	0.76
47:BP:97:PRO:O	47:BP:98:GLU:HB3	1.85	0.76
38:BD:65:ILE:HD13	38:BD:65:ILE:N	2.01	0.76
24:AY:539:ILE:HA	24:AY:542:VAL:CG1	2.15	0.76
57:BZ:165:VAL:HG12	57:BZ:166:SER:H	1.49	0.76
57:BZ:143:GLY:O	57:BZ:144:LEU:HD13	1.85	0.76
36:BB:103:G:H5'	36:BB:104:U:OP2	1.86	0.76
57:BZ:115:GLY:HA2	57:BZ:177:PRO:HD3	1.67	0.76
55:BX:89:ILE:CG2	55:BX:91:ALA:HB3	2.14	0.76
53:BV:6:LYS:O	53:BV:37:VAL:HG21	1.84	0.76
1:AA:1160:G:H2'	1:AA:1160:G:N3	2.01	0.76
33:B8:56:GLU:O	33:B8:59:LYS:HE3	1.86	0.76
43:BK:77:LEU:HD12	43:BK:107:ILE:CG2	2.16	0.76
38:BD:176:ARG:NH1	38:BD:176:ARG:HB3	2.00	0.76
57:BZ:108:PRO:HB3	57:BZ:141:VAL:CG1	2.16	0.76
1:AA:129(A):G:H8	1:AA:129(A):G:H5"	1.51	0.76
35:BA:1541:G:H4'	35:BA:1542:A:C5'	2.16	0.76
35:BA:2657:A:H2'	35:BA:2658:C:H5'	1.68	0.76
36:BB:13:A:O2'	36:BB:14:U:H3'	1.86	0.76
37:BC:95:VAL:HG12	37:BC:96:GLY:N	2.01	0.75
24:AY:488:THR:O	24:AY:516:PRO:HG3	1.86	0.75
5:AE:91:LEU:HD13	5:AE:120:THR:HG22	1.68	0.75
4:AD:88:VAL:O	4:AD:92:VAL:HG23	1.85	0.75
35:BA:548:A:H2'	35:BA:549:G:H5'	1.67	0.75
37:BC:164:PHE:HB2	37:BC:172:ILE:HD11	1.68	0.75
38:BD:125:ILE:O	38:BD:125:ILE:HG22	1.86	0.75
25:B0:25:ARG:HD2	25:B0:29:GLN:NE2	2.01	0.75
35:BA:2801(A):A:H4'	35:BA:2802:G:C8	2.21	0.75
35:BA:2473:U:H3'	35:BA:2474:C:C5'	2.11	0.75
35:BA:2308:G:N7	35:BA:2310:A:H5'	2.01	0.75
35:BA:286:C:C6	35:BA:286:C:H5'	2.14	0.75
50:BS:40:ILE:CG2	50:BS:41:ASP:H	1.99	0.75
9:AI:125:TYR:CE1	9:AI:127:LYS:HB2	2.21	0.75
35:BA:1809:A:H2'	35:BA:1810:A:C8	2.21	0.75
1:AA:986:A:H1'	19:AS:54:GLY:O	1.85	0.75
35:BA:2170:A:H5"	37:BC:135:ARG:HH21	1.51	0.75
10:AJ:82:ILE:O	10:AJ:86:MET:HB2	1.86	0.75

Continued on next page...

Continued from previous page...

Atom-1	Atom-2	Interatomic distance (Å)	Clash overlap (Å)
35:BA:83:G:O2'	35:BA:84:A:H8	1.69	0.75
33:B8:13:ARG:HD3	47:BP:61:ARG:O	1.87	0.75
39:BE:59:VAL:HG11	39:BE:63:LEU:HG	1.69	0.75
36:BB:87:G:H2'	36:BB:88:C:H3'	1.68	0.75
47:BP:98:GLU:CA	47:BP:101:VAL:HG22	2.16	0.75
51:BT:114:LEU:N	51:BT:114:LEU:HD23	2.02	0.75
35:BA:491:G:H2'	35:BA:492:A:C8	2.20	0.75
25:B0:27:GLU:CD	25:B0:27:GLU:H	1.89	0.75
42:BH:105:LEU:CD2	42:BH:113:VAL:HB	2.16	0.75
43:BK:14:ALA:HA	43:BK:41:PHE:CE2	2.21	0.75
1:AA:814:A:H2'	1:AA:816:A:H5'	1.66	0.75
35:BA:645:C:H5"	35:BA:645:C:O2	1.86	0.75
37:BC:115:VAL:HG12	37:BC:145:THR:HG23	1.67	0.75
6:AF:86:ARG:O	6:AF:87:ARG:HG2	1.87	0.75
11:AK:33:THR:HG22	11:AK:39:PRO:HA	1.67	0.75
1:AA:1239:A:H2'	1:AA:1298:C:N4	2.01	0.75
28:B3:31:LEU:CD1	28:B3:32:GLN:HG2	2.14	0.75
36:BB:7:G:H5'	50:BS:29:PHE:CE2	2.21	0.75
53:BV:62:LEU:N	53:BV:62:LEU:HD22	2.02	0.75
3:AC:14:ILE:HG13	3:AC:15:THR:H	1.51	0.75
1:AA:773:G:O2'	1:AA:774:G:H5'	1.87	0.75
35:BA:1718:G:H5'	35:BA:1718:G:H8	1.50	0.75
12:AL:30:ALA:HB3	12:AL:33:ARG:HH21	1.50	0.75
35:BA:134:C:H2'	35:BA:135:G:C8	2.21	0.75
5:AE:11:ILE:HG22	5:AE:12:LEU:N	2.02	0.75
7:AG:45:ASP:O	7:AG:49:ILE:HG12	1.87	0.75
11:AK:105:VAL:HG23	11:AK:105:VAL:O	1.84	0.75
49:BR:65:LEU:HD12	49:BR:65:LEU:O	1.86	0.75
1:AA:54:C:H2'	1:AA:352:C:H41	1.51	0.75
1:AA:559:A:H4'	1:AA:560:U:H5'	1.66	0.75
1:AA:1270:C:H2'	1:AA:1271:G:C8	2.22	0.75
35:BA:1709:U:H2'	35:BA:1710:C:C6	2.22	0.75
55:BX:8:ILE:CD1	55:BX:8:ILE:H	1.97	0.75
19:AS:15:LEU:HD21	19:AS:33:THR:OG1	1.86	0.75
35:BA:2483:C:H3'	35:BA:2484:G:H5"	1.68	0.75
50:BS:101:LEU:O	50:BS:101:LEU:HD12	1.86	0.75
34:B9:36:GLN:OE1	35:BA:1124:C:H1'	1.86	0.75
35:BA:2103:C:H2'	35:BA:2104:G:H5"	1.67	0.75
24:AY:637:ARG:HG3	24:AY:637:ARG:NH1	1.98	0.75
29:B4:48:ARG:O	29:B4:48:ARG:HG2	1.84	0.75
20:AT:82:SER:O	20:AT:86:ARG:HB2	1.86	0.75

Continued on next page...

Continued from previous page...

Atom-1	Atom-2	Interatomic distance (Å)	Clash overlap (Å)
43:BK:132:ARG:HH11	43:BK:132:ARG:HG3	1.51	0.75
1:AA:203:U:H5''	1:AA:204:U:OP1	1.85	0.75
10:AJ:82:ILE:N	10:AJ:82:ILE:HD13	2.00	0.75
47:BP:23:PRO:HB2	47:BP:33:ARG:CD	2.16	0.75
42:BH:44:VAL:O	42:BH:46:GLU:HG2	1.87	0.75
35:BA:2723:C:H5''	49:BR:2:ARG:HH11	1.50	0.75
1:AA:148:G:H2'	1:AA:149:A:C8	2.21	0.75
39:BE:57:LYS:O	39:BE:58:ARG:HG3	1.87	0.75
50:BS:87:PHE:HB2	50:BS:106:ARG:HH21	1.51	0.75
5:AE:76:ILE:CG1	5:AE:77:PRO:HD2	2.15	0.75
50:BS:40:ILE:HG22	50:BS:41:ASP:H	1.49	0.75
1:AA:1170:A:H2'	1:AA:1171:G:O4'	1.85	0.75
35:BA:492:A:H2'	35:BA:493:G:H5'	1.69	0.75
5:AE:12:LEU:CD1	5:AE:31:LEU:HB3	2.17	0.75
27:B2:36:ARG:HA	27:B2:39:ALA:HB3	1.67	0.75
1:AA:447:G:H2'	1:AA:485:G:N2	2.01	0.75
11:AK:48:ILE:HG22	11:AK:49:GLY:H	1.52	0.75
53:BV:18:LEU:CG	53:BV:19:LYS:H	1.99	0.75
3:AC:47:LEU:HD21	3:AC:68:VAL:HG11	1.69	0.75
35:BA:2761:G:H2'	35:BA:2762:G:H5''	1.68	0.75
27:B2:25:VAL:C	27:B2:27:GLU:H	1.89	0.75
50:BS:59:LYS:CD	50:BS:61:ASN:HB2	2.17	0.75
1:AA:622:A:C8	1:AA:623:C:C5	2.74	0.75
27:B2:50:ILE:C	27:B2:52:ASP:H	1.91	0.75
38:BD:39:LYS:NZ	38:BD:87:ASN:HB3	2.02	0.75
35:BA:1821:A:H2'	35:BA:1822:G:H8	1.52	0.74
35:BA:492:A:C2'	35:BA:493:G:H5'	2.17	0.74
35:BA:2672:G:C2'	35:BA:2673:G:H5''	2.16	0.74
46:BO:120:GLU:OE2	46:BO:122:LEU:HD21	1.85	0.74
4:AD:187:ARG:NH2	4:AD:193:ASP:OD2	2.19	0.74
1:AA:353:A:H5'	1:AA:353:A:H8	1.51	0.74
20:AT:43:LEU:O	20:AT:46:GLU:N	2.20	0.74
35:BA:84:A:H5''	56:BY:9:LYS:HZ3	1.51	0.74
40:BF:16:GLY:O	40:BF:17:ARG:HG3	1.87	0.74
40:BF:17:ARG:HH11	40:BF:17:ARG:HG3	1.51	0.74
13:AM:116:THR:HG21	22:AV:29:G:H4'	1.68	0.74
7:AG:7:ALA:O	7:AG:8:GLU:HB2	1.85	0.74
1:AA:490:G:H2'	1:AA:491:G:H8	1.52	0.74
51:BT:20:PRO:O	51:BT:22:PHE:HD2	1.70	0.74
2:AB:51:LEU:HD22	2:AB:55:PHE:HE2	1.50	0.74
35:BA:2344:U:H4'	35:BA:2345:G:OP1	1.87	0.74

Continued on next page...

Continued from previous page...

Atom-1	Atom-2	Interatomic distance (Å)	Clash overlap (Å)
35:BA:1504:C:C2'	35:BA:1505:C:H5''	2.17	0.74
19:AS:41:VAL:O	19:AS:41:VAL:HG23	1.84	0.74
35:BA:1971:A:C4	38:BD:241:PRO:HD3	2.22	0.74
8:AH:103:VAL:CG2	8:AH:110:ALA:HB2	2.18	0.74
8:AH:103:VAL:HG21	8:AH:110:ALA:HB2	1.69	0.74
35:BA:739:G:H4'	35:BA:740:U:OP1	1.85	0.74
35:BA:2523:G:C2'	35:BA:2524:G:H5''	2.17	0.74
24:AY:22:ASP:O	59:AY:702:GDP:H5'	1.86	0.74
24:AY:18:ALA:HA	24:AY:85:PRO:HG2	1.69	0.74
9:AI:79:LEU:HD13	9:AI:83:ARG:HB2	1.69	0.74
31:B6:9:LEU:HD22	31:B6:26:ASN:HD22	1.51	0.74
35:BA:1452:A:C3'	35:BA:1453:U:C5'	2.65	0.74
40:BF:7:TYR:HB3	40:BF:16:GLY:C	2.08	0.74
35:BA:1818:U:H5''	38:BD:157:ARG:HB2	1.67	0.74
48:BQ:56:ARG:HA	48:BQ:56:ARG:HE	1.52	0.74
35:BA:581:C:H2'	35:BA:582:G:C8	2.22	0.74
35:BA:548:A:C2'	35:BA:549:G:H5'	2.17	0.74
35:BA:1120:G:H2'	35:BA:1121:C:C6	2.23	0.74
20:AT:50:GLU:HG3	20:AT:51:GLU:N	2.02	0.74
35:BA:654(E):G:H2'	35:BA:654(F):C:H5'	1.68	0.74
35:BA:2645:G:H4'	35:BA:2732:G:O2'	1.86	0.74
40:BF:181:LEU:HB3	40:BF:205:ARG:HH11	1.50	0.74
35:BA:2811:G:O2'	35:BA:2812:G:H5'	1.87	0.74
48:BQ:12:GLN:NE2	48:BQ:73:PRO:HD2	2.02	0.74
47:BP:126:VAL:HG12	47:BP:148:LEU:HD21	1.69	0.74
1:AA:975:A:C8	1:AA:975:A:H5'	2.22	0.74
35:BA:192:C:H2'	35:BA:193:U:H5'	1.69	0.74
57:BZ:107:THR:HG23	57:BZ:111:VAL:HG21	1.68	0.74
20:AT:57:ARG:NH1	20:AT:102:GLY:HA2	2.03	0.74
46:BO:24:VAL:HG21	46:BO:30:ALA:HB3	1.69	0.74
43:BK:71:THR:HB	43:BK:72:PRO:HD2	1.69	0.74
35:BA:406:G:HO2'	35:BA:407:G:H8	1.35	0.74
9:AI:40:LEU:HD11	9:AI:70:LYS:HG2	1.70	0.74
1:AA:1298:C:H2'	1:AA:1298:C:O2	1.87	0.74
35:BA:1245:G:H5''	40:BF:34:TRP:HZ2	1.52	0.74
35:BA:363(D):G:O2'	35:BA:363(E):U:H5'	1.86	0.74
49:BR:78:LYS:O	49:BR:83:ILE:HG12	1.87	0.74
37:BC:71:LYS:HG2	37:BC:72:GLN:H	1.51	0.74
4:AD:153:ARG:HG2	4:AD:153:ARG:HH11	1.52	0.74
57:BZ:56:VAL:HG12	57:BZ:57:ILE:N	2.01	0.74
33:B8:32:LEU:HB3	33:B8:36:LYS:NZ	2.01	0.74

Continued on next page...

Continued from previous page...

Atom-1	Atom-2	Interatomic distance (Å)	Clash overlap (Å)
49:BR:73:VAL:O	49:BR:76:VAL:HG12	1.87	0.74
1:AA:1456:G:H2'	1:AA:1457:G:H5'	1.68	0.74
47:BP:126:VAL:HA	47:BP:145:PRO:CB	2.18	0.74
42:BH:66:GLY:HA2	42:BH:69:ARG:HB3	1.69	0.74
33:B8:6:THR:CG2	33:B8:63:PRO:HD3	2.17	0.74
1:AA:309:G:H1'	1:AA:608:A:C2	2.23	0.74
26:B1:71:TYR:HA	26:B1:74:VAL:HG23	1.70	0.74
35:BA:1514:U:H2'	35:BA:1515:G:C8	2.22	0.74
35:BA:2639:A:H2'	35:BA:2640:G:O4'	1.88	0.74
30:B5:3:LYS:HE2	35:BA:2613:U:H2'	1.68	0.74
41:BG:41:GLN:NE2	41:BG:60:LEU:HD21	2.02	0.74
1:AA:1037:C:H2'	1:AA:1038:C:C2	2.23	0.74
39:BE:36:ARG:HG2	39:BE:36:ARG:NH1	2.02	0.74
47:BP:23:PRO:HB2	47:BP:33:ARG:HG3	1.69	0.74
38:BD:172:TYR:CD1	38:BD:186:HIS:HA	2.22	0.74
1:AA:973:G:O4'	10:AJ:55:LYS:HG3	1.87	0.74
24:AY:326:THR:O	24:AY:328:ILE:HG23	1.88	0.74
9:AI:104:ARG:O	9:AI:105:ASP:HB3	1.85	0.74
30:B5:27:PRO:HG3	54:BW:23:LEU:HD11	1.70	0.74
43:BK:41:PHE:CE1	43:BK:45:THR:HG21	2.22	0.74
40:BF:165:ARG:HB3	40:BF:165:ARG:HH11	1.51	0.74
24:AY:201:ILE:H	24:AY:201:ILE:HD12	1.52	0.74
24:AY:628:ARG:HH12	24:AY:680:PRO:HG2	1.53	0.74
55:BX:27:THR:CB	55:BX:80:ILE:HG22	2.17	0.74
2:AB:96:ARG:N	2:AB:96:ARG:CD	2.51	0.74
41:BG:98:ARG:H	41:BG:98:ARG:HH11	1.33	0.74
24:AY:101:LEU:HD12	24:AY:103:GLY:O	1.87	0.74
3:AC:70:VAL:O	3:AC:106:VAL:HG23	1.88	0.74
39:BE:63:LEU:HD23	39:BE:63:LEU:O	1.87	0.74
1:AA:697:U:C2'	1:AA:698:G:H5'	2.18	0.74
25:B0:7:LEU:CD1	48:BQ:85:LYS:HE2	2.18	0.74
35:BA:1538:G:H2'	35:BA:1539:G:C8	2.22	0.74
3:AC:15:THR:CG2	3:AC:181:ASN:HA	2.17	0.74
25:B0:5:LYS:HB2	48:BQ:80:GLU:O	1.88	0.74
4:AD:173:TRP:HB3	4:AD:187:ARG:NH1	2.03	0.74
24:AY:385:THR:HG21	24:AY:436:PRO:HG3	1.70	0.74
35:BA:2262:U:C2'	35:BA:2263:C:C5'	2.65	0.74
51:BT:30:VAL:HG21	51:BT:84:GLN:H	1.53	0.74
1:AA:1004:A:N6	1:AA:1034:G:H2'	2.02	0.74
35:BA:2272:U:H5''	35:BA:2273:A:OP1	1.86	0.74
35:BA:120:U:H2'	35:BA:120:U:O2	1.87	0.74

Continued on next page...

Continued from previous page...

Atom-1	Atom-2	Interatomic distance (Å)	Clash overlap (Å)
24:AY:512:ILE:H	24:AY:512:ILE:HD13	1.52	0.74
20:AT:89:ARG:HD2	20:AT:104:LEU:HD11	1.70	0.74
32:B7:46:VAL:HG12	32:B7:47:ARG:N	2.02	0.74
8:AH:17:THR:HB	8:AH:78:GLN:OE1	1.88	0.74
1:AA:1158:C:H6	2:AB:132:LYS:HE3	1.53	0.73
39:BE:131:ALA:CB	39:BE:134:ILE:HD11	2.13	0.73
24:AY:453:GLY:HA3	24:AY:459:LEU:HD11	1.70	0.73
53:BV:21:ARG:HB3	53:BV:91:TYR:HD2	1.53	0.73
1:AA:1132:C:O2'	1:AA:1133:G:H5'	1.88	0.73
35:BA:2787:C:H1'	39:BE:61:ARG:HG3	1.70	0.73
13:AM:119:GLY:HA2	22:AV:29:G:OP1	1.87	0.73
8:AH:109:ILE:HG12	8:AH:110:ALA:N	2.02	0.73
42:BH:28:GLY:HA3	42:BH:79:VAL:HG21	1.69	0.73
45:BN:74:ARG:NH2	45:BN:83:LYS:HD3	2.03	0.73
7:AG:121:ALA:O	7:AG:125:MET:HG3	1.88	0.73
42:BH:56:SER:OG	42:BH:58:GLU:HG3	1.88	0.73
35:BA:2312:U:C2'	35:BA:2313:C:H5''	2.17	0.73
43:BK:59:ILE:HG12	43:BK:60:TYR:H	1.50	0.73
3:AC:46:GLU:O	3:AC:47:LEU:HB2	1.86	0.73
35:BA:2298:A:H62	35:BA:2318:G:H8	1.36	0.73
47:BP:146:VAL:HG13	47:BP:147:LEU:N	2.00	0.73
49:BR:10:LEU:HB3	49:BR:17:ARG:CD	2.18	0.73
35:BA:1081:U:H5''	43:BK:122:ALA:HB1	1.70	0.73
29:B4:22:ILE:CG2	29:B4:24:THR:HG23	2.18	0.73
35:BA:1578:U:H2'	35:BA:1579:A:H5''	1.69	0.73
22:AV:39:C:H2'	22:AV:40:C:H6	1.53	0.73
51:BT:42:ILE:O	51:BT:42:ILE:HG13	1.88	0.73
35:BA:1558:A:H4'	35:BA:1559:G:O5'	1.88	0.73
41:BG:42:GLY:HA2	41:BG:89:GLY:HA2	1.69	0.73
33:B8:50:LEU:HD12	33:B8:51:ALA:H	1.53	0.73
50:BS:74:ALA:HB2	50:BS:101:LEU:CD2	2.19	0.73
35:BA:2132:U:C4	37:BC:6:LYS:HD2	2.23	0.73
6:AF:67:MET:HB2	6:AF:68:PRO:HD2	1.71	0.73
1:AA:192:U:H2'	1:AA:193:C:C6	2.22	0.73
37:BC:90:ALA:HA	37:BC:155:ARG:NH1	2.04	0.73
24:AY:276:VAL:CA	24:AY:280:LEU:HD23	2.13	0.73
24:AY:526:VAL:HB	24:AY:566:THR:HA	1.69	0.73
1:AA:630:G:H2'	1:AA:631:G:C5'	2.18	0.73
2:AB:111:ARG:HH11	2:AB:111:ARG:HG2	1.53	0.73
35:BA:1582:C:H2'	35:BA:1583:A:H8	1.54	0.73
39:BE:16:ARG:HD3	39:BE:173:VAL:HG13	1.70	0.73

Continued on next page...

Continued from previous page...

Atom-1	Atom-2	Interatomic distance (Å)	Clash overlap (Å)
49:BR:44:LEU:HD13	49:BR:44:LEU:O	1.87	0.73
24:AY:21:ILE:O	24:AY:22:ASP:HB2	1.85	0.73
3:AC:58:GLU:N	3:AC:65:ALA:HB3	1.99	0.73
8:AH:114:THR:HG21	8:AH:129:VAL:HG23	1.70	0.73
47:BP:85:LEU:HD12	47:BP:120:ALA:HB2	1.71	0.73
2:AB:223:ILE:HA	2:AB:226:ARG:NE	2.02	0.73
1:AA:973:G:H1'	10:AJ:55:LYS:NZ	2.04	0.73
29:B4:3:GLU:HG3	36:BB:43:C:OP1	1.88	0.73
1:AA:1119:C:O2'	1:AA:1120:G:H5'	1.88	0.73
15:AO:31:LEU:CD2	15:AO:31:LEU:H	2.02	0.73
41:BG:9:ARG:HG3	41:BG:13:GLU:HG2	1.70	0.73
35:BA:2307:G:N2	35:BA:2308:G:H5''	2.03	0.73
35:BA:2789:C:H1'	35:BA:2892:A:C2	2.22	0.73
19:AS:21:GLU:CG	19:AS:22:LEU:HD23	2.18	0.73
3:AC:55:VAL:O	3:AC:55:VAL:HG12	1.88	0.73
22:AV:5:G:N2	22:AV:69:C:C2	2.56	0.73
1:AA:1525:G:H2'	1:AA:1526:G:H8	1.53	0.73
35:BA:1434:A:H61	35:BA:1558:A:H62	1.36	0.73
35:BA:1353:A:H2'	35:BA:1354:A:C8	2.24	0.73
4:AD:30:LYS:C	4:AD:32:ALA:H	1.89	0.73
35:BA:848:G:N3	35:BA:933:A:H1'	2.03	0.73
51:BT:28:VAL:HG13	51:BT:46:GLU:HA	1.68	0.73
51:BT:29:ARG:HG2	51:BT:85:LYS:CA	2.18	0.73
35:BA:666:G:H4'	47:BP:49:ARG:HH21	1.54	0.73
13:AM:116:THR:HG22	13:AM:117:VAL:N	2.03	0.73
35:BA:1948:G:H5'	35:BA:1948:G:C8	2.23	0.73
43:BK:17:ALA:HB3	43:BK:38:VAL:CG2	2.17	0.73
35:BA:1539:G:C2	35:BA:1540:U:H1'	2.24	0.73
55:BX:89:ILE:HG22	55:BX:91:ALA:HB3	1.71	0.73
33:B8:52:LYS:N	33:B8:53:PRO:CD	2.51	0.73
38:BD:43:ARG:HB3	38:BD:54:ARG:HB2	1.69	0.73
35:BA:637:A:OP1	47:BP:133:SER:HB3	1.88	0.73
12:AL:47:LYS:HB3	12:AL:48:PRO:HD3	1.71	0.73
24:AY:517:LEU:HB3	24:AY:521:SER:CB	2.19	0.73
4:AD:33:MET:O	4:AD:37:PRO:HG3	1.89	0.73
28:B3:28:LEU:N	28:B3:28:LEU:HD23	2.03	0.73
1:AA:1104:G:O5'	2:AB:111:ARG:HD2	1.88	0.73
35:BA:654(G):C:H2'	35:BA:654(H):G:H8	1.54	0.73
38:BD:28:GLU:H	38:BD:29:PRO:HD2	1.53	0.73
19:AS:78:ARG:HB2	19:AS:81:ARG:HH11	1.51	0.73
1:AA:1231:G:O2'	1:AA:1232:U:H5'	1.89	0.73

Continued on next page...

Continued from previous page...

Atom-1	Atom-2	Interatomic distance (Å)	Clash overlap (Å)
1:AA:50:A:N6	1:AA:361:G:H4'	2.04	0.73
39:BE:11:MET:HB2	39:BE:23:VAL:O	1.89	0.73
22:AV:46:G:O3'	22:AV:47:U:H6	1.70	0.73
31:B6:43:CYS:HB2	31:B6:44:ARG:NH2	2.04	0.73
33:B8:54:GLU:O	33:B8:58:ILE:HG12	1.88	0.73
35:BA:1452:A:C3'	35:BA:1453:U:H5''	2.18	0.73
35:BA:358:U:H2'	35:BA:359:A:C8	2.19	0.73
35:BA:1223:G:C3'	35:BA:1224:C:H5''	2.16	0.73
35:BA:1190:G:H5'	47:BP:35:HIS:H	1.52	0.73
1:AA:1068:G:OP2	1:AA:1094:G:H5'	1.88	0.73
22:AV:56:C:N4	35:BA:2169:A:N1	2.37	0.73
48:BQ:2:LEU:HG	48:BQ:69:PHE:HE1	1.52	0.73
9:AI:53:VAL:C	9:AI:55:ALA:H	1.91	0.73
1:AA:579:G:H5'	1:AA:728:A:H1'	1.69	0.73
28:B3:16:PRO:HB2	28:B3:18:ASP:OD1	1.89	0.73
13:AM:63:THR:HG22	13:AM:64:TRP:H	1.52	0.73
17:AQ:31:LEU:O	17:AQ:31:LEU:HD12	1.88	0.73
40:BF:120:GLU:HB3	40:BF:122:LYS:HG2	1.70	0.73
48:BQ:54:MET:HG2	48:BQ:64:ILE:HD13	1.71	0.73
37:BC:101:ILE:N	37:BC:101:ILE:HD12	1.98	0.73
55:BX:12:VAL:HG23	55:BX:13:LEU:N	1.98	0.73
35:BA:84:A:H5''	56:BY:9:LYS:NZ	2.02	0.73
35:BA:108:U:H2'	35:BA:109:G:H8	1.51	0.73
57:BZ:149:SER:HB3	57:BZ:173:ALA:CB	2.18	0.73
38:BD:84:TYR:HA	38:BD:91:ARG:HH12	1.53	0.73
40:BF:163:VAL:O	40:BF:166:ALA:HB3	1.87	0.73
54:BW:59:VAL:HG12	54:BW:59:VAL:O	1.88	0.73
35:BA:2523:G:H2'	35:BA:2524:G:H5''	1.71	0.73
43:BK:42:ASN:O	43:BK:46:ALA:HB2	1.89	0.73
36:BB:115:G:H2'	36:BB:116:G:H8	1.54	0.73
3:AC:99:VAL:O	3:AC:99:VAL:HG23	1.87	0.73
7:AG:18:TYR:HD2	7:AG:59:LEU:HD13	1.53	0.73
13:AM:27:LYS:HE2	13:AM:31:LYS:HE3	1.71	0.73
30:B5:2:ALA:CA	35:BA:2015:A:H1'	2.19	0.72
38:BD:117:VAL:HG23	38:BD:129:ASN:HA	1.71	0.72
11:AK:124:LYS:HD2	11:AK:125:PHE:CD1	2.24	0.72
1:AA:1225:A:N3	1:AA:1225:A:H2'	2.04	0.72
42:BH:149:ARG:HA	42:BH:162:ILE:HG13	1.71	0.72
35:BA:2470:G:P	48:BQ:56:ARG:HH12	2.11	0.72
50:BS:74:ALA:HB2	50:BS:101:LEU:HD22	1.71	0.72
13:AM:63:THR:HG22	13:AM:64:TRP:N	2.02	0.72

Continued on next page...

Continued from previous page...

Atom-1	Atom-2	Interatomic distance (Å)	Clash overlap (Å)
39:BE:51:PHE:CD1	39:BE:52:LEU:HD12	2.23	0.72
3:AC:148:GLY:HA3	3:AC:172:ARG:O	1.89	0.72
2:AB:54:THR:O	2:AB:58:ILE:HG13	1.89	0.72
41:BG:45:GLU:O	41:BG:51:ARG:HD3	1.89	0.72
26:B1:80:LEU:HD13	26:B1:82:LEU:HD11	1.70	0.72
40:BF:25:PRO:HG3	40:BF:119:ARG:HB2	1.69	0.72
35:BA:965:C:H5'	35:BA:2273:A:C1'	2.19	0.72
35:BA:2476:A:C2'	35:BA:2477:C:H5''	2.18	0.72
42:BH:41:MET:HG2	42:BH:43:VAL:HG13	1.70	0.72
48:BQ:55:VAL:CG2	57:BZ:178:GLU:HG2	2.18	0.72
42:BH:19:VAL:HG12	42:BH:20:ALA:N	2.03	0.72
35:BA:786:C:O2'	35:BA:787:U:H5'	1.90	0.72
51:BT:115:ARG:HB3	51:BT:115:ARG:HH11	1.52	0.72
1:AA:1158:C:H5'	2:AB:133:LYS:HE2	1.67	0.72
3:AC:58:GLU:O	3:AC:59:ARG:HG3	1.89	0.72
31:B6:11:LEU:HD13	31:B6:11:LEU:O	1.89	0.72
31:B6:54:ILE:CD1	35:BA:2420:C:H5'	2.19	0.72
40:BF:176:LEU:HG	40:BF:177:ALA:O	1.89	0.72
35:BA:322:A:H3'	40:BF:169:ASN:HD21	1.55	0.72
38:BD:131:LEU:CD1	38:BD:131:LEU:N	2.49	0.72
19:AS:14:HIS:HD2	19:AS:15:LEU:HD23	1.52	0.72
40:BF:84:VAL:CG1	40:BF:85:GLY:N	2.53	0.72
48:BQ:52:VAL:O	48:BQ:55:VAL:HG12	1.88	0.72
13:AM:10:PRO:CB	13:AM:18:ALA:HB1	2.18	0.72
1:AA:622:A:C8	1:AA:623:C:C6	2.78	0.72
35:BA:1516:C:H2'	35:BA:1517:G:H5'	1.71	0.72
24:AY:165:GLN:C	24:AY:166:LEU:HD12	2.09	0.72
56:BY:31:LEU:HB2	56:BY:32:PRO:HA	1.70	0.72
1:AA:1381:U:C5	1:AA:1382:C:C5	2.77	0.72
41:BG:111:LEU:HB2	41:BG:112:PRO:HD3	1.69	0.72
41:BG:34:LEU:HB2	41:BG:99:MET:HE1	1.71	0.72
24:AY:138:LYS:HD3	24:AY:141:LYS:HE3	1.71	0.72
33:B8:2:PRO:HA	35:BA:591:C:O2	1.88	0.72
35:BA:2415:G:O3'	47:BP:66:GLY:HA3	1.89	0.72
51:BT:108:ARG:HH11	51:BT:108:ARG:HB3	1.53	0.72
45:BN:45:ASN:ND2	45:BN:45:ASN:H	1.87	0.72
49:BR:75:LEU:HD13	49:BR:75:LEU:O	1.88	0.72
35:BA:1348:G:C2'	35:BA:1349:A:H5''	2.19	0.72
6:AF:69:GLU:O	6:AF:72:VAL:HG12	1.90	0.72
19:AS:46:GLY:N	19:AS:62:ILE:HG23	2.04	0.72
35:BA:991:C:H6	35:BA:991:C:H5'	1.55	0.72

Continued on next page...

Continued from previous page...

Atom-1	Atom-2	Interatomic distance (Å)	Clash overlap (Å)
35:BA:624:C:H41	47:BP:107:LYS:NZ	1.87	0.72
49:BR:2:ARG:CD	49:BR:5:LYS:HE2	2.20	0.72
1:AA:539:A:H2'	1:AA:540:G:H8	1.52	0.72
35:BA:2122:U:H2'	35:BA:2123:G:C8	2.23	0.72
35:BA:2518:A:H5''	35:BA:2519:U:OP2	1.89	0.72
24:AY:409:ILE:HD11	24:AY:654:GLY:HA2	1.72	0.72
56:BY:55:TYR:HD1	56:BY:55:TYR:N	1.88	0.72
35:BA:1378:A:HO2'	35:BA:1379:A:H5''	1.52	0.72
51:BT:83:ILE:HG13	51:BT:84:GLN:H	1.53	0.72
41:BG:76:SER:HA	41:BG:83:ARG:HB3	1.71	0.72
45:BN:9:VAL:HG11	45:BN:39:ARG:NH2	2.03	0.72
3:AC:82:GLU:O	3:AC:86:VAL:HG13	1.88	0.72
47:BP:98:GLU:HA	47:BP:101:VAL:CG2	2.20	0.72
35:BA:978:G:H1	35:BA:985:C:H42	1.38	0.72
29:B4:41:PRO:C	29:B4:42:PHE:CD1	2.62	0.72
35:BA:2189:U:C2'	35:BA:2190:G:H5''	2.19	0.72
31:B6:40:CYS:HB2	31:B6:46:HIS:CE1	2.25	0.72
35:BA:1902:C:H1'	38:BD:244:ARG:HG3	1.71	0.72
41:BG:131:TYR:HB3	41:BG:159:VAL:HG13	1.70	0.72
16:AP:21:VAL:O	16:AP:33:ILE:HB	1.89	0.72
52:BU:53:ARG:HA	52:BU:56:ASP:OD2	1.90	0.72
22:AV:47:U:H3'	22:AV:48:C:H5'	1.71	0.72
9:AI:95:LYS:HZ3	9:AI:96:LEU:HD12	1.52	0.72
39:BE:60:ASN:OD1	39:BE:62:PRO:HD2	1.88	0.72
3:AC:137:ALA:HA	3:AC:140:ARG:NH2	2.03	0.72
51:BT:80:SER:HB3	51:BT:81:PRO:CD	2.18	0.72
1:AA:269:C:H2'	1:AA:270:A:C8	2.24	0.72
39:BE:38:THR:HG23	39:BE:39:PRO:HD2	1.72	0.72
5:AE:36:ASP:OD2	5:AE:40:ARG:HB2	1.90	0.72
43:BK:78:ILE:HD11	43:BK:136:VAL:HG11	1.72	0.72
4:AD:8:VAL:HB	4:AD:21:LEU:HD12	1.70	0.72
27:B2:41:ILE:HG13	27:B2:41:ILE:O	1.88	0.72
41:BG:57:ALA:O	41:BG:68:PRO:HG2	1.88	0.72
24:AY:85:PRO:HA	24:AY:94:VAL:CG2	2.18	0.72
1:AA:1323:G:H2'	1:AA:1324:A:H8	1.49	0.72
47:BP:6:LEU:HB3	47:BP:9:ASN:HD21	1.55	0.72
1:AA:1490:C:C5'	1:AA:1490:C:H6	2.01	0.72
12:AL:117:ARG:NH2	12:AL:124:LYS:HB2	2.05	0.72
33:B8:6:THR:HG22	33:B8:63:PRO:HD3	1.71	0.72
1:AA:1342:C:O2'	1:AA:1343:G:H5'	1.89	0.72
24:AY:604:PRO:C	24:AY:605:ILE:HD12	2.10	0.72

Continued on next page...

Continued from previous page...

Atom-1	Atom-2	Interatomic distance (Å)	Clash overlap (Å)
1:AA:584:G:H2'	1:AA:585:G:C8	2.25	0.72
12:AL:119:LYS:O	12:AL:120:TYR:HB2	1.89	0.72
51:BT:13:ARG:HH12	51:BT:15:VAL:CG2	2.01	0.72
42:BH:98:LEU:HB2	42:BH:125:VAL:CG2	2.13	0.72
35:BA:2313:C:C6	35:BA:2313:C:H5'	2.25	0.72
29:B4:1:MET:HE2	41:BG:66:GLN:CD	2.10	0.72
30:B5:55:ARG:C	30:B5:55:ARG:HD3	2.09	0.72
57:BZ:79:ARG:O	57:BZ:80:ARG:HB2	1.88	0.72
34:B9:32:HIS:O	34:B9:34:GLN:HG3	1.90	0.72
13:AM:15:VAL:HG12	13:AM:45:VAL:HG23	1.70	0.72
54:BW:20:VAL:HG23	54:BW:21:VAL:N	2.04	0.72
6:AF:44:GLY:HA2	6:AF:59:TYR:CE1	2.25	0.72
2:AB:147:LYS:HG2	2:AB:148:TYR:CE1	2.24	0.72
57:BZ:56:VAL:HG13	57:BZ:69:THR:O	1.89	0.72
22:AV:21:A:N6	22:AV:46:G:H2'	1.99	0.72
40:BF:176:LEU:HD11	40:BF:180:GLY:HA3	1.71	0.72
42:BH:12:PRO:HD3	42:BH:49:VAL:HG12	1.72	0.72
13:AM:116:THR:CG2	13:AM:117:VAL:N	2.53	0.72
1:AA:474:G:H2'	1:AA:475:G:C8	2.24	0.72
35:BA:2511:U:O3'	39:BE:123:ALA:HB3	1.90	0.72
1:AA:666:G:H5'	1:AA:726:C:H1'	1.70	0.72
17:AQ:50:LYS:HG3	17:AQ:50:LYS:O	1.90	0.72
3:AC:86:VAL:HG23	3:AC:87:LEU:N	2.05	0.71
41:BG:16:ARG:NE	41:BG:31:VAL:HG11	2.04	0.71
28:B3:56:VAL:CG1	28:B3:57:GLU:N	2.53	0.71
35:BA:295:G:O2'	35:BA:296:C:H5'	1.90	0.71
21:AU:23:PRO:C	21:AU:25:LYS:H	1.93	0.71
55:BX:30:VAL:HG22	55:BX:77:LYS:O	1.90	0.71
39:BE:176:ILE:HG22	39:BE:178:GLU:HB3	1.72	0.71
35:BA:2329:G:H2'	35:BA:2330:G:C8	2.25	0.71
46:BO:105:GLU:O	46:BO:109:LYS:HG2	1.90	0.71
2:AB:178:ARG:HG2	2:AB:178:ARG:HH11	1.55	0.71
1:AA:1442:G:C6	1:AA:1442(B):A:H2	2.08	0.71
35:BA:2672:G:C3'	35:BA:2673:G:H5''	2.19	0.71
35:BA:218:A:H2	35:BA:235:U:H4'	1.53	0.71
25:B0:46:LYS:O	25:B0:78:TYR:HA	1.91	0.71
1:AA:1275:A:O2'	1:AA:1276:G:H5'	1.90	0.71
7:AG:73:MET:HA	7:AG:91:VAL:HG23	1.72	0.71
35:BA:2579:C:H4'	39:BE:134:ILE:HG12	1.70	0.71
29:B4:1:MET:HE2	41:BG:66:GLN:OE1	1.89	0.71
1:AA:80:G:H5''	1:AA:81:U:H5'	1.73	0.71

Continued on next page...

Continued from previous page...

Atom-1	Atom-2	Interatomic distance (Å)	Clash overlap (Å)
14:AN:27:CYS:SG	14:AN:29:ARG:HB2	2.30	0.71
2:AB:167:PRO:HG2	2:AB:192:SER:OG	1.90	0.71
35:BA:1790:C:H5''	35:BA:1791:A:OP1	1.90	0.71
35:BA:200:U:H2'	35:BA:201:C:H5'	1.70	0.71
57:BZ:18:LEU:O	57:BZ:21:ALA:HB3	1.89	0.71
24:AY:162:VAL:HG21	24:AY:255:ILE:HD11	1.71	0.71
31:B6:43:CYS:HB3	31:B6:44:ARG:HH21	1.55	0.71
35:BA:643:A:O2'	35:BA:644:A:H5'	1.91	0.71
35:BA:1203:G:H3'	35:BA:1204:A:C5'	2.20	0.71
47:BP:106:LEU:HD21	47:BP:112:LEU:HG	1.72	0.71
24:AY:534:ILE:HD11	24:AY:570:GLY:HA3	1.73	0.71
1:AA:176:C:H2'	1:AA:177:C:C6	2.26	0.71
42:BH:159:GLU:HG3	42:BH:160:LYS:H	1.55	0.71
1:AA:1288:A:H2'	1:AA:1289:A:C8	2.25	0.71
1:AA:1524:C:H2'	1:AA:1525:G:C8	2.25	0.71
20:AT:8:ARG:HH11	20:AT:8:ARG:HG3	1.54	0.71
40:BF:78:ILE:HA	40:BF:83:PHE:CD2	2.26	0.71
53:BV:38:LEU:HD12	53:BV:56:SER:HA	1.73	0.71
29:B4:9:LEU:HD23	41:BG:65:GLY:HA3	1.71	0.71
35:BA:970:C:H2'	35:BA:971:C:C6	2.25	0.71
35:BA:1053:C:C3'	35:BA:1054:A:H5''	2.21	0.71
5:AE:50:GLU:HG3	5:AE:52:PRO:HD2	1.72	0.71
35:BA:803:U:O2'	35:BA:804:A:H5'	1.91	0.71
24:AY:137:ASN:ND2	24:AY:263:ALA:H	1.87	0.71
1:AA:1288:A:N1	1:AA:1371:G:H1'	2.05	0.71
13:AM:90:LEU:O	13:AM:93:ARG:N	2.24	0.71
51:BT:115:ARG:CB	51:BT:115:ARG:HH11	2.03	0.71
35:BA:1644:C:O2	35:BA:1644:C:H2'	1.89	0.71
1:AA:999:C:H2'	1:AA:1000:U:C6	2.24	0.71
45:BN:3:THR:HG22	45:BN:4:TYR:H	1.55	0.71
20:AT:45:GLN:HA	20:AT:91:LEU:HB3	1.71	0.71
24:AY:21:ILE:CD1	24:AY:21:ILE:H	2.01	0.71
27:B2:69:ARG:O	27:B2:70:GLN:HB2	1.89	0.71
33:B8:33:ASN:H	33:B8:33:ASN:ND2	1.87	0.71
35:BA:363(B):G:H2'	35:BA:363(C):G:H8	1.55	0.71
19:AS:21:GLU:HG3	19:AS:22:LEU:HD22	1.72	0.71
38:BD:44:ASN:HB2	38:BD:48:ARG:O	1.90	0.71
42:BH:43:VAL:HG11	42:BH:51:ARG:O	1.90	0.71
28:B3:56:VAL:CG1	28:B3:57:GLU:H	2.04	0.71
35:BA:26:G:H1'	35:BA:515:A:H61	1.56	0.71
10:AJ:44:VAL:HG22	10:AJ:66:ARG:HG2	1.72	0.71

Continued on next page...

Continued from previous page...

Atom-1	Atom-2	Interatomic distance (Å)	Clash overlap (Å)
35:BA:1294:U:H5''	35:BA:1294:U:H6	1.54	0.71
36:BB:2:C:H6	36:BB:2:C:O5'	1.73	0.71
24:AY:614:GLU:HB3	24:AY:617:MET:HE3	1.72	0.71
24:AY:293:THR:HB	24:AY:294:PRO:HD2	1.71	0.71
41:BG:131:TYR:HE2	41:BG:133:LEU:HB3	1.55	0.71
47:BP:47:ASP:HB3	47:BP:48:PRO:O	1.90	0.71
35:BA:272(H):C:H2'	35:BA:272(I):U:C5'	2.20	0.71
1:AA:1054:C:OP2	1:AA:1197:G:OP2	2.08	0.71
42:BH:144:VAL:HA	42:BH:147:ASN:HB2	1.72	0.71
35:BA:582:G:H2'	35:BA:583:G:H8	1.54	0.71
47:BP:75:ILE:N	47:BP:75:ILE:CD1	2.52	0.71
10:AJ:40:LEU:HB3	10:AJ:41:PRO:HD2	1.73	0.71
9:AI:104:ARG:O	9:AI:105:ASP:CB	2.25	0.71
35:BA:406:G:O2'	35:BA:407:G:H8	1.74	0.71
40:BF:198:ALA:O	40:BF:201:VAL:HG12	1.89	0.71
35:BA:1996:C:H4'	35:BA:1997:G:H5'	1.72	0.71
1:AA:264:U:O2'	17:AQ:64:PRO:HB2	1.89	0.71
35:BA:2732:G:H3'	35:BA:2733:A:H5'	1.71	0.71
28:B3:38:GLU:HB3	28:B3:43:ILE:HG13	1.72	0.71
5:AE:76:ILE:HG13	5:AE:142:LEU:HD13	1.72	0.71
38:BD:94:LEU:HD23	38:BD:95:LEU:N	2.06	0.71
12:AL:104:VAL:HG12	12:AL:105:TYR:CD1	2.26	0.71
35:BA:580:C:H2'	35:BA:581:C:H6	1.55	0.71
10:AJ:13:HIS:O	10:AJ:17:ASP:HB2	1.89	0.71
35:BA:2147:G:H2'	35:BA:2148:G:O4'	1.90	0.71
24:AY:415:PRO:HA	24:AY:474:ALA:CB	2.20	0.71
1:AA:461:A:O2'	1:AA:470:C:H5'	1.90	0.71
1:AA:999:C:H2'	1:AA:1000:U:C5	2.25	0.71
35:BA:389:G:O4'	35:BA:2413:G:H4'	1.89	0.71
1:AA:72:C:H2'	1:AA:73:G:C8	2.26	0.71
12:AL:7:ILE:O	12:AL:11:VAL:HG23	1.90	0.71
48:BQ:17:LEU:C	48:BQ:18:LYS:HD2	2.11	0.71
1:AA:160:A:H1'	1:AA:344:A:C8	2.25	0.71
37:BC:48:LEU:N	37:BC:48:LEU:HD12	2.06	0.71
31:B6:33:LYS:HG2	31:B6:34:LEU:H	1.55	0.71
1:AA:723:U:H5'	1:AA:724:G:OP2	1.91	0.71
41:BG:56:ALA:HB1	41:BG:153:ARG:CZ	2.20	0.71
38:BD:144:ALA:HB3	38:BD:192:THR:HG23	1.73	0.71
12:AL:33:ARG:CG	12:AL:60:LEU:HD12	2.21	0.71
1:AA:473:G:H2'	1:AA:474:G:H8	1.56	0.71
10:AJ:40:LEU:CB	10:AJ:41:PRO:HD2	2.21	0.71

Continued on next page...

Continued from previous page...

Atom-1	Atom-2	Interatomic distance (Å)	Clash overlap (Å)
35:BA:1514:U:H2'	35:BA:1515:G:H8	1.56	0.71
1:AA:189:G:H2'	1:AA:189(A):C:C6	2.26	0.71
20:AT:45:GLN:HB2	20:AT:91:LEU:HD13	1.72	0.71
54:BW:33:ARG:O	54:BW:37:ARG:HB2	1.91	0.71
8:AH:5:PRO:O	8:AH:8:ASP:HB3	1.91	0.71
1:AA:8:A:N6	4:AD:209:ARG:HB2	2.06	0.71
55:BX:10:ALA:O	55:BX:28:PHE:HB2	1.91	0.71
50:BS:49:VAL:CG1	50:BS:50:SER:H	2.01	0.71
50:BS:49:VAL:CG1	50:BS:50:SER:N	2.54	0.71
35:BA:958:U:H3'	35:BA:958:U:C6	2.26	0.71
42:BH:149:ARG:HD3	42:BH:164:TYR:HE1	1.55	0.71
35:BA:195:A:H5''	35:BA:196:A:OP2	1.91	0.71
35:BA:1058:G:N2	35:BA:1081:U:H1'	2.05	0.71
27:B2:21:LEU:O	27:B2:24:LEU:HB3	1.91	0.71
35:BA:2512:C:H2'	35:BA:2513:G:O4'	1.91	0.71
43:BK:70:LYS:N	43:BK:70:LYS:HE3	2.06	0.71
55:BX:54:VAL:HG22	55:BX:81:VAL:HG12	1.71	0.71
53:BV:58:VAL:O	53:BV:97:LYS:HB2	1.91	0.71
35:BA:768:G:H2'	35:BA:769:G:H8	1.56	0.70
1:AA:1238:A:N7	1:AA:1303:C:H1'	2.06	0.70
52:BU:112:ARG:CZ	53:BV:46:VAL:HG21	2.21	0.70
35:BA:1711:C:O2'	35:BA:1712:C:H5'	1.91	0.70
40:BF:157:VAL:HG21	40:BF:194:MET:HG2	1.72	0.70
40:BF:34:TRP:HB2	47:BP:10:PRO:HB2	1.71	0.70
25:B0:60:PHE:HE1	25:B0:62:LEU:HD23	1.55	0.70
3:AC:114:PRO:HD3	3:AC:183:ASP:OD1	1.91	0.70
35:BA:2329:G:H2'	35:BA:2330:G:H8	1.56	0.70
35:BA:2198:A:H4'	35:BA:2199:A:OP1	1.89	0.70
49:BR:11:ASN:O	49:BR:12:ARG:HB2	1.90	0.70
1:AA:759:A:H2'	1:AA:760:G:H5'	1.72	0.70
38:BD:270:ILE:H	38:BD:270:ILE:HD12	1.56	0.70
58:AY:701:FUA:H231	58:AY:701:FUA:H122	1.73	0.70
31:B6:45:LYS:HG2	35:BA:2371:G:C4'	2.20	0.70
28:B3:52:HIS:H	28:B3:52:HIS:CD2	2.06	0.70
1:AA:1026:G:C2'	1:AA:1027:C:H5'	2.19	0.70
47:BP:84:ASN:HA	47:BP:115:LEU:O	1.91	0.70
35:BA:1052:C:C3'	35:BA:1052:C:H6	2.04	0.70
42:BH:118:PRO:HG2	42:BH:121:ILE:HD12	1.73	0.70
35:BA:940:G:H3'	35:BA:941:A:H5''	1.72	0.70
32:B7:23:ARG:C	32:B7:28:ARG:HH12	1.93	0.70
24:AY:238:THR:HG22	24:AY:241:GLU:CG	2.20	0.70

Continued on next page...

Continued from previous page...

Atom-1	Atom-2	Interatomic distance (Å)	Clash overlap (Å)
4:AD:126:ILE:HD12	4:AD:126:ILE:N	2.06	0.70
39:BE:95:ILE:N	39:BE:95:ILE:HD13	2.07	0.70
48:BQ:76:LYS:HB3	48:BQ:91:GLU:HG3	1.72	0.70
1:AA:192:U:H2'	1:AA:193:C:H6	1.56	0.70
52:BU:107:ALA:HA	52:BU:110:VAL:HG23	1.72	0.70
52:BU:88:ILE:HG22	53:BV:47:VAL:O	1.90	0.70
19:AS:6:LYS:H	19:AS:6:LYS:CE	2.04	0.70
24:AY:468:ARG:CB	24:AY:468:ARG:HH11	2.04	0.70
35:BA:2585:U:O2'	35:BA:2586:C:H5'	1.92	0.70
53:BV:79:VAL:O	53:BV:80:GLN:HB2	1.91	0.70
13:AM:56:LEU:HD13	13:AM:56:LEU:C	2.11	0.70
1:AA:663:A:O2'	1:AA:664:G:H5'	1.91	0.70
26:B1:88:LYS:HG2	26:B1:88:LYS:O	1.91	0.70
4:AD:194:LEU:HB3	4:AD:196:LEU:HD13	1.71	0.70
29:B4:19:GLY:O	29:B4:21:VAL:HG23	1.91	0.70
35:BA:2543:G:H8	35:BA:2543:G:H5'	1.55	0.70
1:AA:1513:A:H2'	1:AA:1514:C:C6	2.26	0.70
20:AT:49:ALA:HB1	20:AT:99:LEU:HG	1.73	0.70
24:AY:170:ARG:O	24:AY:171:GLU:HG2	1.92	0.70
51:BT:30:VAL:HG21	51:BT:83:ILE:HG12	1.71	0.70
30:B5:44:THR:HG22	30:B5:45:VAL:N	2.05	0.70
35:BA:2133:G:C2'	35:BA:2157:G:H22	2.03	0.70
4:AD:187:ARG:CG	4:AD:187:ARG:HH11	2.05	0.70
35:BA:654(S):G:H3'	35:BA:654(T):C:C5'	2.21	0.70
55:BX:18:TYR:C	55:BX:20:GLY:H	1.94	0.70
27:B2:14:ARG:HH11	27:B2:14:ARG:HG3	1.56	0.70
11:AK:23:ALA:HB1	11:AK:88:GLY:HA3	1.73	0.70
42:BH:170:ARG:O	42:BH:171:LEU:CB	2.40	0.70
41:BG:111:LEU:HA	41:BG:114:ILE:CD1	2.21	0.70
22:AV:46:G:H4'	22:AV:47:U:C5	2.23	0.70
56:BY:8:LYS:HB2	56:BY:28:LYS:HZ2	1.51	0.70
40:BF:2:LYS:HG3	40:BF:25:PRO:HG2	1.73	0.70
38:BD:44:ASN:CB	38:BD:49:ILE:HA	2.19	0.70
5:AE:33:VAL:HG12	5:AE:34:VAL:N	2.05	0.70
36:BB:65:C:H41	36:BB:109:C:H2'	1.56	0.70
54:BW:29:LEU:CD1	54:BW:51:LEU:HD11	2.21	0.70
1:AA:1126:U:O4'	1:AA:1281:U:H1'	1.92	0.70
5:AE:116:THR:HG22	5:AE:117:ASP:OD1	1.90	0.70
57:BZ:130:PRO:O	57:BZ:133:ILE:CD1	2.38	0.70
40:BF:106:ARG:HG3	40:BF:106:ARG:NH1	2.05	0.70
13:AM:10:PRO:HG2	13:AM:11:ARG:H	1.56	0.70

Continued on next page...

Continued from previous page...

Atom-1	Atom-2	Interatomic distance (Å)	Clash overlap (Å)
2:AB:238:LEU:HG	2:AB:238:LEU:O	1.91	0.70
35:BA:2195:C:O2'	35:BA:2196:C:H5'	1.91	0.70
4:AD:152:SER:O	4:AD:155:LEU:HG	1.92	0.70
38:BD:77:ALA:HB2	38:BD:97:TYR:CD1	2.26	0.70
4:AD:24:GLU:O	4:AD:27:TYR:HB2	1.91	0.70
37:BC:98:GLU:O	37:BC:101:ILE:HD13	1.92	0.70
35:BA:2259:G:O2'	35:BA:2260:C:H5'	1.92	0.70
1:AA:979:C:C2'	1:AA:980:C:H5''	2.21	0.70
38:BD:27:THR:CG2	38:BD:83:GLU:HG2	2.21	0.70
35:BA:2572:A:H5'	35:BA:2574:G:C4'	2.22	0.70
56:BY:47:LYS:HG3	56:BY:60:PHE:CE1	2.27	0.70
25:B0:60:PHE:HE1	25:B0:62:LEU:CD2	2.04	0.70
48:BQ:109:VAL:HG12	48:BQ:113:GLN:HB2	1.73	0.70
46:BO:2:ILE:HD11	46:BO:82:ASN:HD22	1.56	0.70
40:BF:40:GLN:NE2	40:BF:182:ASN:HB2	2.06	0.70
50:BS:98:VAL:C	50:BS:100:ALA:H	1.92	0.70
47:BP:62:LEU:CD2	47:BP:62:LEU:H	2.03	0.70
43:BK:99:ILE:HD12	43:BK:103:GLN:HB3	1.74	0.70
20:AT:49:ALA:CB	20:AT:99:LEU:HG	2.21	0.70
1:AA:998:G:H2'	1:AA:999:C:C2	2.27	0.70
35:BA:1294:U:C6	35:BA:1294:U:H5''	2.26	0.70
1:AA:339:C:OP2	46:BO:97:ARG:NH1	2.24	0.70
48:BQ:66:ILE:HG13	48:BQ:66:ILE:O	1.91	0.70
1:AA:433:C:O2'	1:AA:434:U:H5'	1.92	0.70
31:B6:43:CYS:O	31:B6:44:ARG:HB2	1.91	0.70
1:AA:1432:G:OP1	51:BT:107:ASP:HB2	1.92	0.70
24:AY:9:LEU:CD2	24:AY:284:LEU:HB2	2.22	0.70
45:BN:45:ASN:N	45:BN:45:ASN:HD22	1.86	0.70
54:BW:14:PRO:HG2	54:BW:78:GLU:HB2	1.73	0.70
2:AB:215:LEU:O	2:AB:218:ALA:HB3	1.91	0.70
35:BA:1528(A):A:H62	35:BA:1541:G:N2	1.90	0.70
24:AY:380:LEU:C	24:AY:381:LYS:HD2	2.11	0.70
24:AY:388:THR:CG2	24:AY:399:LEU:HD13	2.22	0.70
1:AA:1423:G:C5'	46:BO:49:ARG:HH22	2.05	0.70
35:BA:528:A:H2	35:BA:2043:C:C5'	2.02	0.70
35:BA:1367:A:H2'	35:BA:1368:G:H5'	1.74	0.70
40:BF:157:VAL:HG12	40:BF:176:LEU:HD23	1.74	0.70
35:BA:903:C:H2'	35:BA:904:C:C5'	2.18	0.70
51:BT:33:LYS:HE2	51:BT:43:GLN:OE1	1.92	0.70
38:BD:80:ALA:HB3	38:BD:94:LEU:HB3	1.74	0.70
43:BK:23:VAL:HG13	43:BK:27:LEU:HD22	1.73	0.70

Continued on next page...

Continued from previous page...

Atom-1	Atom-2	Interatomic distance (Å)	Clash overlap (Å)
7:AG:27:ILE:CD1	7:AG:40:ALA:HA	2.22	0.70
35:BA:2463:C:O2'	35:BA:2464:C:H5'	1.90	0.70
35:BA:1722:A:O2'	35:BA:1739:U:H5''	1.92	0.70
35:BA:402:A:C2'	35:BA:403:U:H5'	2.22	0.70
48:BQ:35:VAL:HG23	48:BQ:101:ARG:O	1.92	0.70
16:AP:77:ALA:HB3	16:AP:79:VAL:HG23	1.73	0.70
1:AA:294:U:H2'	1:AA:295:C:H6	1.56	0.70
39:BE:24:THR:CG2	39:BE:186:GLY:HA2	2.16	0.70
17:AQ:52:LYS:HD3	17:AQ:55:ASP:OD2	1.91	0.70
35:BA:2636:U:H4'	39:BE:80:GLU:OE1	1.92	0.70
35:BA:1028:A:N6	35:BA:1125:G:H2'	2.07	0.70
35:BA:1542:A:H5'	35:BA:1543:C:OP2	1.92	0.70
38:BD:24:ILE:HD13	38:BD:25:THR:N	2.06	0.70
35:BA:2103:C:C3'	35:BA:2104:G:H5''	2.21	0.70
56:BY:4:LYS:O	56:BY:6:HIS:HD2	1.75	0.70
31:B6:33:LYS:HG2	31:B6:34:LEU:N	2.05	0.70
35:BA:1405:U:H2'	35:BA:1406:U:C6	2.27	0.70
24:AY:113:GLY:C	24:AY:115:GLU:H	1.95	0.70
1:AA:383:A:H2'	1:AA:384:G:H5'	1.73	0.70
29:B4:9:LEU:HD13	29:B4:26:SER:O	1.92	0.69
24:AY:122:TRP:CE3	24:AY:132:ARG:HD2	2.26	0.69
31:B6:10:LEU:CD2	31:B6:10:LEU:H	2.04	0.69
40:BF:32:LEU:C	40:BF:32:LEU:HD23	2.12	0.69
51:BT:50:ILE:N	51:BT:50:ILE:HD12	2.06	0.69
36:BB:86:G:H2'	36:BB:87:G:C8	2.27	0.69
36:BB:87:G:H3'	36:BB:88:C:H5''	1.74	0.69
43:BK:6:ALA:O	43:BK:58:THR:HG23	1.91	0.69
46:BO:115:VAL:HG13	46:BO:121:VAL:HG21	1.74	0.69
50:BS:78:LEU:HD11	50:BS:103:GLU:HB3	1.74	0.69
42:BH:37:VAL:CG1	42:BH:38:SER:H	2.05	0.69
35:BA:2464:C:HO2'	35:BA:2465:C:H6	1.36	0.69
35:BA:2442:C:H2'	35:BA:2443:C:H6	1.57	0.69
57:BZ:141:VAL:HG13	57:BZ:144:LEU:HD23	1.74	0.69
1:AA:973:G:H1'	10:AJ:55:LYS:CE	2.22	0.69
48:BQ:69:PHE:CD1	48:BQ:70:PRO:HD2	2.27	0.69
35:BA:1541:G:O2'	35:BA:1542:A:H5''	1.92	0.69
35:BA:1668:A:N6	35:BA:1676:A:H61	1.90	0.69
39:BE:117:MET:O	39:BE:117:MET:HG2	1.92	0.69
20:AT:73:HIS:H	20:AT:76:ALA:HB3	1.56	0.69
35:BA:2168:G:N2	35:BA:2170:A:H3'	2.06	0.69
49:BR:83:ILE:HA	49:BR:86:ARG:HD3	1.72	0.69

Continued on next page...

Continued from previous page...

Atom-1	Atom-2	Interatomic distance (Å)	Clash overlap (Å)
35:BA:528:A:H2	35:BA:2043:C:H5'	1.56	0.69
57:BZ:145:GLU:OE1	57:BZ:146:ILE:HD13	1.92	0.69
56:BY:17:SER:CB	56:BY:71:LYS:HD2	2.21	0.69
35:BA:1430:C:H2'	35:BA:1431:U:C6	2.27	0.69
24:AY:272:LEU:O	24:AY:275:ALA:HB3	1.92	0.69
36:BB:48:A:H4'	50:BS:95:HIS:CD2	2.27	0.69
43:BK:109:LYS:HA	43:BK:112:MET:CE	2.21	0.69
35:BA:1819:A:H4'	35:BA:1820:U:H5'	1.74	0.69
12:AL:28:LYS:HE2	12:AL:33:ARG:HH12	1.58	0.69
50:BS:66:ALA:O	50:BS:99:LYS:HA	1.91	0.69
35:BA:2762:G:C8	35:BA:2762:G:C5'	2.75	0.69
39:BE:47:VAL:HG12	39:BE:48:GLN:N	2.06	0.69
1:AA:1057:G:H5''	3:AC:154:SER:CB	2.22	0.69
35:BA:1395:A:H4'	35:BA:1397:U:C5	2.27	0.69
25:B0:44:ARG:HH11	25:B0:44:ARG:HG2	1.56	0.69
1:AA:560:U:H4'	1:AA:561:U:H5''	1.73	0.69
1:AA:194:C:H2'	1:AA:195:A:H5''	1.72	0.69
48:BQ:108:GLY:O	48:BQ:109:VAL:HG23	1.92	0.69
56:BY:17:SER:HB2	56:BY:71:LYS:HD2	1.73	0.69
26:B1:26:ARG:HG3	26:B1:27:GLU:H	1.56	0.69
12:AL:86:ARG:NH2	12:AL:99:HIS:CD2	2.60	0.69
54:BW:5:ALA:O	54:BW:6:ILE:HB	1.92	0.69
1:AA:1248:A:C2'	1:AA:1249:C:H5'	2.21	0.69
40:BF:64:ILE:HG22	40:BF:76:GLY:O	1.92	0.69
16:AP:14:ASN:N	16:AP:15:PRO:CD	2.54	0.69
2:AB:204:ASN:HD22	2:AB:206:ASP:H	1.37	0.69
35:BA:1038:C:C3'	35:BA:1039:G:H5''	2.21	0.69
35:BA:2020:A:O2'	35:BA:2021:C:H5''	1.92	0.69
8:AH:123:GLU:O	8:AH:127:LEU:HD23	1.92	0.69
24:AY:498:ILE:HG22	24:AY:507:TYR:CD2	2.27	0.69
35:BA:364:C:C2'	35:BA:365:C:H5''	2.22	0.69
35:BA:2756:U:H1'	35:BA:2757:A:C8	2.27	0.69
1:AA:1116:C:C2'	1:AA:1117:G:H5''	2.23	0.69
12:AL:76:ASN:O	12:AL:76:ASN:CG	2.30	0.69
49:BR:28:LEU:C	49:BR:28:LEU:HD23	2.12	0.69
38:BD:226:MET:HB3	38:BD:230:ASP:HB2	1.73	0.69
40:BF:206:ILE:HG22	40:BF:207:GLY:N	2.07	0.69
52:BU:92:ARG:O	52:BU:94:ASN:N	2.26	0.69
30:B5:4:HIS:CB	30:B5:5:PRO:HD3	2.22	0.69
41:BG:34:LEU:HA	41:BG:161:THR:HA	1.73	0.69
35:BA:1748:G:H2'	35:BA:1749:A:O4'	1.92	0.69

Continued on next page...

Continued from previous page...

Atom-1	Atom-2	Interatomic distance (Å)	Clash overlap (Å)
30:B5:44:THR:CG2	49:BR:101:ALA:HB2	2.20	0.69
35:BA:2068:U:N3	35:BA:2430:A:C2	2.61	0.69
4:AD:126:ILE:HG22	4:AD:127:THR:N	2.07	0.69
1:AA:1348:U:H2'	1:AA:1349:A:H8	1.58	0.69
54:BW:20:VAL:HG23	54:BW:21:VAL:H	1.58	0.69
35:BA:2233:U:H2'	35:BA:2234:G:C8	2.26	0.69
7:AG:12:LEU:CD1	7:AG:25:ALA:HB2	2.22	0.69
25:B0:19:LYS:HD3	25:B0:41:ARG:HH22	1.58	0.69
45:BN:43:THR:O	45:BN:46:VAL:HG12	1.91	0.69
51:BT:89:VAL:HB	51:BT:91:ARG:HG3	1.73	0.69
10:AJ:7:LYS:O	10:AJ:96:ILE:HA	1.92	0.69
39:BE:47:VAL:HG23	39:BE:84:PHE:O	1.92	0.69
35:BA:1541:G:H4'	35:BA:1542:A:O5'	1.92	0.69
13:AM:66:LEU:O	13:AM:70:LEU:HB3	1.92	0.69
24:AY:201:ILE:CD1	24:AY:201:ILE:H	2.05	0.69
35:BA:1001:A:H2'	35:BA:1002:G:O4'	1.93	0.69
56:BY:49:VAL:O	56:BY:51:VAL:HG23	1.93	0.69
38:BD:145:VAL:HG12	38:BD:146:GLU:N	2.06	0.69
53:BV:18:LEU:HD22	53:BV:19:LYS:HA	1.73	0.69
46:BO:69:ILE:HD13	46:BO:77:ILE:CG2	2.23	0.69
40:BF:181:LEU:HB3	40:BF:205:ARG:HH12	1.58	0.69
50:BS:67:ARG:HH21	50:BS:100:ALA:HB3	1.56	0.69
35:BA:322:A:H3'	40:BF:169:ASN:ND2	2.08	0.69
36:BB:88:C:H2'	36:BB:89:G:C8	2.26	0.69
18:AR:31:LEU:H	18:AR:31:LEU:CD2	2.04	0.69
47:BP:115:LEU:HA	47:BP:134:ALA:HB3	1.74	0.69
33:B8:23:VAL:HG12	33:B8:46:ARG:NH1	2.05	0.69
22:AV:71:C:O2	22:AV:71:C:C2'	2.41	0.69
40:BF:170:LEU:N	40:BF:170:LEU:HD22	2.07	0.69
1:AA:188:C:H2'	1:AA:189:G:H8	1.56	0.69
1:AA:159:G:H2'	1:AA:160:A:H5''	1.74	0.69
8:AH:86:ILE:HG12	8:AH:135:CYS:HA	1.75	0.69
35:BA:654(M):C:HO2'	35:BA:654(N):G:H8	1.37	0.69
5:AE:24:ARG:HG3	5:AE:26:PHE:CZ	2.27	0.69
35:BA:900:A:H8	35:BA:900:A:H5'	1.56	0.69
1:AA:833:U:H2'	1:AA:834:C:C6	2.28	0.69
35:BA:1196:C:O2'	35:BA:1227:G:H4'	1.93	0.69
1:AA:624:C:H2'	1:AA:625:G:H8	1.58	0.69
45:BN:65:LYS:HB3	45:BN:69:GLN:HG3	1.73	0.69
42:BH:37:VAL:CG1	42:BH:38:SER:N	2.56	0.69
35:BA:2462:U:H2'	35:BA:2463:C:C6	2.28	0.69

Continued on next page...

Continued from previous page...

Atom-1	Atom-2	Interatomic distance (Å)	Clash overlap (Å)
35:BA:271(Z):C:H1'	35:BA:272(C):G:H1'	1.74	0.69
24:AY:201:ILE:HD12	24:AY:201:ILE:N	2.07	0.69
24:AY:609:GLU:HA	24:AY:643:ILE:O	1.93	0.69
3:AC:150:LYS:HB2	3:AC:169:ALA:CB	2.23	0.69
35:BA:1510:G:O2'	35:BA:1511:C:H5'	1.92	0.69
1:AA:512:U:H2'	1:AA:513:C:H6	1.57	0.69
37:BC:101:ILE:O	37:BC:105:LEU:HB2	1.92	0.69
1:AA:1303:C:N4	1:AA:1304:G:C6	2.61	0.69
26:B1:41:ARG:NH2	35:BA:1365:A:H5'	2.07	0.69
16:AP:33:ILE:O	16:AP:34:GLU:HB2	1.91	0.69
10:AJ:6:ILE:HG22	10:AJ:98:ILE:HD12	1.74	0.69
24:AY:117:GLN:HE22	24:AY:120:THR:HG23	1.55	0.69
26:B1:81:LYS:C	26:B1:82:LEU:HD12	2.13	0.69
31:B6:18:ARG:HG3	31:B6:19:ARG:H	1.58	0.69
31:B6:15:GLU:OE2	31:B6:44:ARG:NH2	2.26	0.69
35:BA:1504:C:C3'	35:BA:1505:C:H5''	2.23	0.69
15:AO:17:ARG:HH11	15:AO:17:ARG:HG3	1.58	0.69
1:AA:1226:C:H5''	13:AM:103:THR:OG1	1.93	0.69
1:AA:1277:C:H2'	1:AA:1278:U:C5'	2.22	0.69
12:AL:6:THR:OG1	12:AL:9:GLN:HG3	1.93	0.69
35:BA:2562:U:H1'	46:BO:23:ARG:NH1	2.08	0.69
35:BA:2761:G:C2'	35:BA:2762:G:H5''	2.23	0.69
10:AJ:61:GLU:OE1	14:AN:45:ARG:HD2	1.92	0.69
35:BA:677:A:H4'	35:BA:2070:G:O2'	1.92	0.69
4:AD:33:MET:HG3	4:AD:37:PRO:HA	1.75	0.69
25:B0:43:THR:HG22	35:BA:2331:G:O3'	1.93	0.69
1:AA:736:C:H2'	1:AA:737:A:C8	2.26	0.69
4:AD:194:LEU:HB3	4:AD:196:LEU:CD1	2.23	0.69
56:BY:55:TYR:CD1	56:BY:55:TYR:N	2.59	0.69
35:BA:402:A:O2'	35:BA:403:U:H5'	1.93	0.69
57:BZ:146:ILE:HD13	57:BZ:146:ILE:H	1.58	0.69
35:BA:2593:U:H2'	35:BA:2594:C:H6	1.58	0.69
14:AN:23:ARG:HD2	14:AN:28:GLY:O	1.93	0.69
13:AM:6:GLY:C	13:AM:8:GLU:H	1.94	0.69
55:BX:12:VAL:HG12	55:BX:27:THR:HG23	1.75	0.69
51:BT:28:VAL:CG2	51:BT:46:GLU:HA	2.22	0.69
24:AY:355:LEU:HD12	24:AY:369:LEU:CD1	2.22	0.69
9:AI:79:LEU:CD1	9:AI:83:ARG:HB2	2.23	0.69
40:BF:192:LEU:HD21	40:BF:194:MET:HE3	1.74	0.69
43:BK:21:PRO:HG3	43:BK:25:PRO:HD3	1.73	0.69
35:BA:629:G:H5''	35:BA:650:C:O2'	1.93	0.69

Continued on next page...

Continued from previous page...

Atom-1	Atom-2	Interatomic distance (Å)	Clash overlap (Å)
12:AL:25:PRO:C	12:AL:27:LEU:H	1.95	0.69
35:BA:2820:A:C8	39:BE:191:PRO:HB2	2.27	0.69
1:AA:487:A:H2'	1:AA:488:C:O4'	1.92	0.69
24:AY:409:ILE:CD1	24:AY:654:GLY:HA2	2.22	0.69
35:BA:500:G:N2	35:BA:502:A:H3'	2.08	0.69
35:BA:1573:G:H2'	35:BA:1574:C:H5'	1.74	0.69
51:BT:82:LEU:N	51:BT:82:LEU:HD12	2.07	0.69
35:BA:2852:G:H2'	35:BA:2853:C:C6	2.27	0.69
56:BY:79:CYS:SG	56:BY:80:GLY:N	2.65	0.69
47:BP:125:VAL:HG13	47:BP:125:VAL:O	1.92	0.69
47:BP:91:PHE:CE2	47:BP:99:LEU:HD21	2.27	0.69
39:BE:77:ILE:HG22	39:BE:78:LEU:HD12	1.74	0.69
43:BK:93:ARG:CG	57:BZ:112:ARG:HE	2.06	0.69
35:BA:2103:C:O2	35:BA:2103:C:H2'	1.92	0.69
12:AL:119:LYS:HB2	12:AL:120:TYR:HD1	1.58	0.69
35:BA:1344:G:H1	35:BA:1403:C:H42	1.40	0.69
24:AY:343:ASN:ND2	24:AY:345:THR:H	1.91	0.69
8:AH:50:ARG:HG2	8:AH:50:ARG:HH11	1.57	0.69
1:AA:818:G:O2'	1:AA:819:A:H5'	1.92	0.69
41:BG:102:PHE:HD2	41:BG:103:LEU:HD23	1.58	0.68
31:B6:27:LYS:HB3	31:B6:30:THR:HG22	1.75	0.68
5:AE:76:ILE:HG13	5:AE:77:PRO:HD2	1.74	0.68
50:BS:28:VAL:CG1	50:BS:29:PHE:H	2.03	0.68
26:B1:6:GLU:OE1	26:B1:60:PHE:HA	1.92	0.68
35:BA:395:U:H2'	35:BA:396:G:C8	2.29	0.68
20:AT:26:ASN:HD22	20:AT:26:ASN:N	1.90	0.68
51:BT:54:ARG:HH11	51:BT:54:ARG:HG2	1.56	0.68
35:BA:710:G:H2'	35:BA:711:G:C8	2.28	0.68
40:BF:165:ARG:CB	40:BF:165:ARG:HH11	2.05	0.68
24:AY:84:THR:HG23	58:AY:701:FUA:O3	1.92	0.68
31:B6:7:ILE:O	31:B6:27:LYS:HD3	1.92	0.68
31:B6:17:LYS:HB2	31:B6:44:ARG:HH12	1.57	0.68
35:BA:2392:A:C8	47:BP:60:MET:HB3	2.27	0.68
40:BF:20:LEU:HD22	40:BF:23:ASP:OD2	1.93	0.68
35:BA:1815:A:OP2	35:BA:1822:G:H5''	1.93	0.68
38:BD:176:ARG:CB	38:BD:176:ARG:HH11	2.06	0.68
35:BA:2068:U:N3	35:BA:2430:A:H2	1.91	0.68
41:BG:53:LEU:CD2	41:BG:53:LEU:N	2.56	0.68
48:BQ:59:ARG:HA	57:BZ:180:VAL:HG23	1.75	0.68
35:BA:134:C:O2'	35:BA:135:G:H5'	1.93	0.68
10:AJ:92:THR:HG23	10:AJ:93:GLY:N	2.09	0.68

Continued on next page...

Continued from previous page...

Atom-1	Atom-2	Interatomic distance (Å)	Clash overlap (Å)
1:AA:1190:G:OP1	3:AC:5:ILE:HD12	1.92	0.68
1:AA:538:G:O2'	1:AA:539:A:H5'	1.93	0.68
16:AP:39:TYR:HB2	16:AP:49:LEU:HD13	1.76	0.68
4:AD:187:ARG:HH11	4:AD:187:ARG:HG2	1.56	0.68
35:BA:2039:C:H2'	35:BA:2040:C:C6	2.27	0.68
35:BA:1161:C:H2'	35:BA:1162:G:H8	1.58	0.68
53:BV:38:LEU:O	53:BV:39:LEU:HD13	1.94	0.68
2:AB:95:GLN:CA	2:AB:96:ARG:HH11	2.02	0.68
1:AA:1318:A:H2'	1:AA:1319:A:H5'	1.74	0.68
10:AJ:75:ILE:CG1	10:AJ:76:ASN:H	2.04	0.68
43:BK:77:LEU:N	43:BK:77:LEU:HD23	2.07	0.68
35:BA:322:A:OP2	40:BF:169:ASN:HB2	1.93	0.68
24:AY:555:LEU:HD11	24:AY:599:PRO:HB2	1.76	0.68
35:BA:2476:A:N1	35:BA:2477:C:C5	2.61	0.68
17:AQ:66:SER:O	17:AQ:70:ARG:NH1	2.25	0.68
1:AA:1234:C:O2'	1:AA:1235:U:H5'	1.94	0.68
5:AE:10:MET:HG2	5:AE:11:ILE:N	2.08	0.68
51:BT:115:ARG:HH11	51:BT:115:ARG:CG	2.04	0.68
35:BA:389:G:H1	47:BP:71:VAL:HG12	1.57	0.68
1:AA:1258:G:O2'	1:AA:1259:C:H5'	1.94	0.68
1:AA:1334:G:H5'	1:AA:1335:C:OP2	1.93	0.68
1:AA:1072:G:H2'	1:AA:1073:U:C6	2.29	0.68
58:AY:701:FUA:O1	58:AY:701:FUA:H201	1.93	0.68
3:AC:58:GLU:HB2	3:AC:65:ALA:HB2	1.74	0.68
35:BA:1567:A:H2'	38:BD:84:TYR:HE1	1.57	0.68
20:AT:26:ASN:HB3	20:AT:71:THR:OG1	1.93	0.68
24:AY:628:ARG:HG2	24:AY:628:ARG:HH11	1.58	0.68
35:BA:1434:A:H2'	35:BA:1434:A:N3	2.08	0.68
42:BH:106:THR:HG22	42:BH:112:PRO:HB3	1.75	0.68
35:BA:2778:A:H5'	35:BA:2779:U:OP1	1.94	0.68
47:BP:32:THR:HG22	47:BP:37:GLY:HA2	1.76	0.68
35:BA:1494:A:O2'	35:BA:1495:A:H5''	1.93	0.68
51:BT:83:ILE:HG13	51:BT:84:GLN:HG2	1.76	0.68
24:AY:19:ALA:HA	24:AY:121:VAL:HG11	1.74	0.68
31:B6:54:ILE:HD13	35:BA:2420:C:H4'	1.74	0.68
33:B8:25:MET:HB2	47:BP:62:LEU:HD21	1.75	0.68
35:BA:1947:C:H2'	35:BA:1948:G:C5'	2.24	0.68
47:BP:95:VAL:HG23	47:BP:125:VAL:HG23	1.75	0.68
26:B1:86:SER:HA	26:B1:89:GLU:OE2	1.93	0.68
52:BU:19:LYS:HB3	52:BU:20:LEU:HD22	1.75	0.68
35:BA:548:A:C3'	35:BA:549:G:H5'	2.24	0.68

Continued on next page...

Continued from previous page...

Atom-1	Atom-2	Interatomic distance (Å)	Clash overlap (Å)
1:AA:1049:U:H1'	1:AA:1201:A:N7	2.08	0.68
14:AN:25:VAL:HG23	14:AN:38:GLY:O	1.93	0.68
56:BY:88:LYS:HZ3	56:BY:93:GLY:C	1.97	0.68
35:BA:1217:C:OP2	52:BU:15:LYS:NZ	2.21	0.68
12:AL:126:LYS:HG3	12:AL:128:ALA:H	1.58	0.68
35:BA:2310:A:HO2'	35:BA:2311:A:H5'	1.58	0.68
9:AI:5:TYR:CE1	9:AI:18:PHE:HE1	2.11	0.68
31:B6:8:LYS:CE	31:B6:25:LYS:HD3	2.19	0.68
51:BT:32:TYR:O	51:BT:33:LYS:HB2	1.92	0.68
25:B0:51:VAL:CG2	25:B0:81:VAL:HG23	2.24	0.68
12:AL:34:ARG:O	12:AL:61:THR:HG23	1.94	0.68
10:AJ:20:ALA:C	10:AJ:22:LYS:H	1.96	0.68
5:AE:15:ARG:HG3	5:AE:28:PHE:CE2	2.29	0.68
35:BA:751:A:H5'	54:BW:90:ARG:HA	1.75	0.68
51:BT:62:THR:HG22	51:BT:75:ILE:HG13	1.74	0.68
52:BU:34:LYS:HE2	52:BU:34:LYS:HA	1.76	0.68
15:AO:31:LEU:HD23	15:AO:31:LEU:H	1.57	0.68
24:AY:416:LYS:HD2	24:AY:417:THR:H	1.57	0.68
24:AY:544:LYS:O	24:AY:548:GLU:HB2	1.93	0.68
24:AY:65:ILE:HD13	24:AY:65:ILE:H	1.59	0.68
23:AX:11:U:H2'	23:AX:11:U:O2	1.94	0.68
35:BA:630:G:H4'	35:BA:640:C:H4'	1.73	0.68
46:BO:17:ARG:HE	46:BO:47:ILE:CD1	2.00	0.68
35:BA:2314:C:O2'	35:BA:2315:G:H5'	1.93	0.68
31:B6:12:GLU:HB3	31:B6:23:THR:HG22	1.74	0.68
15:AO:82:ILE:HD13	15:AO:82:ILE:C	2.13	0.68
19:AS:14:HIS:CD2	19:AS:15:LEU:HD23	2.29	0.68
57:BZ:103:ARG:HD2	57:BZ:136:PHE:CD2	2.29	0.68
29:B4:42:PHE:HD1	29:B4:42:PHE:N	1.92	0.68
39:BE:51:PHE:HD1	39:BE:52:LEU:N	1.92	0.68
7:AG:145:ALA:O	7:AG:146:GLU:HB2	1.92	0.68
38:BD:35:LYS:NZ	38:BD:36:PRO:HD3	2.09	0.68
16:AP:20:VAL:CG2	16:AP:32:TYR:HB2	2.15	0.68
35:BA:849:A:C8	35:BA:850:C:C5	2.82	0.68
35:BA:2809:A:H2'	35:BA:2810:A:C8	2.29	0.68
35:BA:139:G:C6	35:BA:140:G:H2'	2.29	0.68
47:BP:27:HIS:HD2	47:BP:28:GLY:N	1.92	0.68
24:AY:495:GLY:O	24:AY:509:HIS:HA	1.94	0.68
1:AA:1346:A:H61	1:AA:1374:A:H3'	1.57	0.68
35:BA:2801:A:H4'	35:BA:2801(A):A:O4'	1.92	0.68
1:AA:192:U:O4'	20:AT:103:GLY:HA2	1.93	0.68

Continued on next page...

Continued from previous page...

Atom-1	Atom-2	Interatomic distance (Å)	Clash overlap (Å)
35:BA:990:A:N6	35:BA:1186:G:H1'	2.07	0.68
42:BH:68:THR:O	42:BH:72:ILE:HG12	1.94	0.68
35:BA:586:A:H5'	40:BF:89:VAL:HG21	1.76	0.68
24:AY:418:LYS:CD	24:AY:418:LYS:H	2.06	0.68
52:BU:66:ASN:ND2	52:BU:76:TYR:H	1.92	0.68
52:BU:95:LEU:HD13	53:BV:4:ILE:HG23	1.75	0.68
2:AB:221:LEU:O	2:AB:221:LEU:HD13	1.94	0.68
41:BG:114:ILE:HG12	41:BG:140:ILE:HG21	1.74	0.68
10:AJ:33:GLN:HB2	10:AJ:75:ILE:HD13	1.75	0.68
9:AI:81:ILE:O	9:AI:85:LEU:HG	1.94	0.68
31:B6:15:GLU:HG2	31:B6:16:CYS:O	1.93	0.68
42:BH:85:LYS:HE3	42:BH:145:ALA:HB1	1.75	0.68
35:BA:2745:C:H2'	35:BA:2746:U:C6	2.29	0.68
35:BA:2720:U:H2'	35:BA:2721:A:C8	2.28	0.68
1:AA:1352:C:H2'	1:AA:1353:G:C8	2.29	0.68
35:BA:1599:C:H2'	35:BA:1600:C:H6	1.58	0.68
26:B1:71:TYR:HA	26:B1:74:VAL:CG2	2.24	0.68
29:B4:56:VAL:O	29:B4:57:GLU:HB2	1.94	0.68
4:AD:9:CYS:HB3	4:AD:32:ALA:HB2	1.76	0.68
1:AA:390:C:H2'	1:AA:391:G:H8	1.57	0.68
19:AS:8:GLY:O	19:AS:9:VAL:HG23	1.94	0.68
24:AY:25:LYS:HZ2	24:AY:86:GLY:HA2	1.59	0.68
31:B6:6:ARG:O	31:B6:7:ILE:HB	1.94	0.68
33:B8:25:MET:O	33:B8:47:LYS:HG2	1.93	0.68
28:B3:57:GLU:HG2	28:B3:58:VAL:N	2.09	0.68
4:AD:13:ARG:HA	4:AD:33:MET:HE1	1.75	0.68
25:B0:60:PHE:CE1	25:B0:62:LEU:HD23	2.29	0.68
35:BA:16:G:H2'	35:BA:17:G:H8	1.59	0.68
2:AB:178:ARG:HH11	2:AB:178:ARG:CG	2.07	0.68
1:AA:552:U:H4'	12:AL:86:ARG:HG2	1.75	0.68
1:AA:1248:A:H2'	1:AA:1249:C:H5'	1.76	0.68
35:BA:2502:G:H5''	35:BA:2503:A:H5'	1.74	0.68
1:AA:1292:U:H2'	1:AA:1293:G:C8	2.29	0.68
35:BA:259:G:H1'	35:BA:621:A:O2'	1.94	0.68
40:BF:131:GLY:HA2	40:BF:138:GLU:HB3	1.75	0.68
1:AA:945:G:C2	1:AA:946:A:C8	2.82	0.67
56:BY:26:LYS:HG2	56:BY:27:VAL:H	1.59	0.67
56:BY:84:ARG:HH11	56:BY:84:ARG:HG2	1.59	0.67
1:AA:346:G:OP2	51:BT:41:ARG:NH2	2.28	0.67
35:BA:1948:G:H8	35:BA:1948:G:H5'	1.59	0.67
42:BH:144:VAL:O	42:BH:148:ILE:HG12	1.93	0.67

Continued on next page...

Continued from previous page...

Atom-1	Atom-2	Interatomic distance (Å)	Clash overlap (Å)
32:B7:24:THR:HG23	32:B7:27:GLY:N	2.07	0.67
1:AA:1116:C:H2'	1:AA:1117:G:H5''	1.74	0.67
37:BC:76:LEU:HD21	37:BC:104:ILE:HD11	1.76	0.67
35:BA:1064:C:H4'	43:BK:89:HIS:HD2	1.58	0.67
35:BA:2196:C:O2'	35:BA:2197:U:H5'	1.94	0.67
16:AP:74:LEU:O	16:AP:79:VAL:HG23	1.93	0.67
35:BA:2026:C:N3	35:BA:2027:G:C8	2.62	0.67
26:B1:64:ALA:HA	26:B1:67:ILE:HG13	1.76	0.67
1:AA:370:C:O2'	1:AA:371:G:H5'	1.94	0.67
58:AY:701:FUA:C15	58:AY:701:FUA:H323	2.21	0.67
31:B6:15:GLU:OE2	31:B6:44:ARG:NH1	2.26	0.67
45:BN:67:LEU:CD2	45:BN:87:LEU:HB3	2.23	0.67
49:BR:97:VAL:HG13	49:BR:114:VAL:HG22	1.76	0.67
42:BH:85:LYS:C	42:BH:85:LYS:HD3	2.15	0.67
19:AS:33:THR:HG22	19:AS:49:ILE:HG22	1.77	0.67
35:BA:532:A:H2'	35:BA:532:A:N3	2.07	0.67
1:AA:1277:C:H3'	1:AA:1277:C:H6	1.59	0.67
35:BA:2297:C:O2'	35:BA:2298:A:H5'	1.94	0.67
1:AA:35:G:H2'	1:AA:36:C:C6	2.29	0.67
1:AA:737:A:H2'	1:AA:738:C:C6	2.29	0.67
3:AC:15:THR:HG21	3:AC:181:ASN:HA	1.76	0.67
6:AF:8:ILE:HG23	6:AF:85:VAL:HG13	1.74	0.67
1:AA:201:C:H2'	1:AA:202:U:H5''	1.75	0.67
40:BF:161:GLU:O	40:BF:165:ARG:HG3	1.95	0.67
24:AY:418:LYS:HD3	24:AY:418:LYS:H	1.59	0.67
37:BC:65:LEU:HD13	37:BC:189:ASN:ND2	2.09	0.67
3:AC:130:VAL:HG21	3:AC:157:ILE:HG23	1.75	0.67
24:AY:342:TYR:CE2	24:AY:396:ARG:HD2	2.29	0.67
35:BA:177:G:H3'	35:BA:178:G:H8	1.58	0.67
35:BA:817:C:H2'	35:BA:818:G:O4'	1.94	0.67
1:AA:1158:C:C6	2:AB:132:LYS:HE3	2.28	0.67
9:AI:88:TYR:O	9:AI:89:ASN:HB2	1.94	0.67
1:AA:390:C:O3'	16:AP:28:ARG:NH2	2.27	0.67
35:BA:2312:U:H2'	35:BA:2313:C:C5'	2.24	0.67
3:AC:65:ALA:O	3:AC:66:VAL:HB	1.94	0.67
33:B8:33:ASN:N	33:B8:36:LYS:HD2	2.09	0.67
35:BA:2346:A:H1'	35:BA:2383:G:C8	2.29	0.67
43:BK:21:PRO:HA	43:BK:23:VAL:N	2.08	0.67
42:BH:46:GLU:OE1	42:BH:51:ARG:HB2	1.95	0.67
1:AA:625:G:H4'	16:AP:16:HIS:CD2	2.28	0.67
1:AA:630:G:C2'	1:AA:631:G:H5''	2.25	0.67

Continued on next page...

Continued from previous page...

Atom-1	Atom-2	Interatomic distance (Å)	Clash overlap (Å)
35:BA:1035:U:H2'	35:BA:1036:G:H8	1.59	0.67
13:AM:23:TYR:HB3	13:AM:67:GLU:HB3	1.75	0.67
20:AT:88:VAL:O	20:AT:92:LEU:HG	1.95	0.67
24:AY:653:PHE:CG	24:AY:654:GLY:N	2.62	0.67
35:BA:2206:G:N2	35:BA:2207:G:H4'	2.09	0.67
48:BQ:43:THR:O	48:BQ:47:ILE:HG13	1.94	0.67
35:BA:2855:C:H2'	35:BA:2856:C:C6	2.29	0.67
51:BT:28:VAL:HG22	51:BT:46:GLU:CA	2.23	0.67
35:BA:1747(A):G:O2'	35:BA:1748:G:H5''	1.95	0.67
10:AJ:32:ALA:HB3	10:AJ:78:ASN:HD21	1.60	0.67
31:B6:51:GLU:O	31:B6:52:VAL:HB	1.94	0.67
27:B2:47:ASN:ND2	35:BA:94(A):G:H21	1.92	0.67
35:BA:514:A:H2'	35:BA:515:A:C8	2.29	0.67
4:AD:13:ARG:HA	4:AD:33:MET:CE	2.25	0.67
24:AY:30:GLU:HG3	24:AY:31:ARG:N	2.09	0.67
9:AI:47:LEU:C	9:AI:49:PRO:HD2	2.14	0.67
1:AA:539:A:OP2	12:AL:115:LYS:HE3	1.94	0.67
39:BE:51:PHE:CD1	39:BE:52:LEU:N	2.63	0.67
56:BY:51:VAL:C	56:BY:53:PRO:HD2	2.15	0.67
35:BA:88:G:OP1	35:BA:90:U:H5	1.77	0.67
5:AE:42:GLY:HA3	5:AE:66:MET:HG2	1.76	0.67
35:BA:2839:G:H1	35:BA:2878:U:H3	1.43	0.67
52:BU:79:PHE:CE1	52:BU:83:LEU:HD11	2.30	0.67
1:AA:1320:C:OP1	19:AS:70:LYS:NZ	2.28	0.67
41:BG:101:ILE:O	41:BG:104:GLU:HB3	1.94	0.67
41:BG:63:ILE:CA	41:BG:143:GLU:HG3	2.20	0.67
43:BK:99:ILE:HG23	43:BK:103:GLN:CB	2.19	0.67
35:BA:320:A:H4'	35:BA:322:A:C8	2.29	0.67
1:AA:1522:U:H2'	1:AA:1523:G:H8	1.58	0.67
10:AJ:8:LEU:HD23	10:AJ:96:ILE:HG22	1.76	0.67
39:BE:26:ILE:CG2	39:BE:196:VAL:HG21	2.24	0.67
53:BV:16:PRO:O	53:BV:96:ILE:O	2.12	0.67
35:BA:756:C:O2'	35:BA:757:U:H5'	1.95	0.67
37:BC:2:PRO:HB2	37:BC:4:HIS:O	1.95	0.67
35:BA:207:A:H2'	35:BA:208:C:O4'	1.93	0.67
16:AP:60:LEU:HA	16:AP:64:ALA:HB3	1.75	0.67
35:BA:825:C:O2'	35:BA:826:U:H5'	1.94	0.67
35:BA:2473:U:C3'	35:BA:2474:C:H5''	2.13	0.67
57:BZ:67:LEU:HD12	57:BZ:67:LEU:N	2.09	0.67
31:B6:11:LEU:HD23	31:B6:51:GLU:HG3	1.76	0.67
31:B6:6:ARG:HD2	31:B6:6:ARG:N	2.08	0.67

Continued on next page...

Continued from previous page...

Atom-1	Atom-2	Interatomic distance (Å)	Clash overlap (Å)
35:BA:2291:U:H2'	35:BA:2292:C:C6	2.29	0.67
51:BT:33:LYS:NZ	51:BT:43:GLN:HE22	1.93	0.67
24:AY:539:ILE:CA	24:AY:542:VAL:HG12	2.24	0.67
27:B2:13:ALA:HA	27:B2:16:LEU:CD1	2.24	0.67
28:B3:54:VAL:HG12	28:B3:55:ARG:N	2.09	0.67
39:BE:101:ARG:NH1	39:BE:169:ASN:HD22	1.93	0.67
30:B5:43:HIS:CD2	35:BA:2815:C:O2'	2.47	0.67
35:BA:1068:G:N2	35:BA:1096:A:H5'	2.09	0.67
41:BG:119:GLY:HA3	41:BG:181:ARG:N	2.10	0.67
26:B1:11:ARG:HB2	26:B1:12:PRO:HD2	1.76	0.67
54:BW:88:ARG:HD3	54:BW:94:ASP:OD2	1.94	0.67
24:AY:84:THR:N	24:AY:85:PRO:HD2	2.03	0.67
56:BY:8:LYS:HE2	56:BY:72:VAL:HG23	1.77	0.67
3:AC:46:GLU:HB3	3:AC:83:ARG:HH22	1.60	0.67
35:BA:1326:U:H5''	35:BA:2011:U:H1'	1.76	0.67
1:AA:1490:C:H5'	1:AA:1490:C:H6	1.60	0.67
24:AY:227:ILE:HD13	24:AY:242:LEU:HA	1.77	0.67
35:BA:2443:C:O2	35:BA:2443:C:H2'	1.93	0.67
20:AT:30:LYS:NZ	20:AT:34:LYS:HE2	2.10	0.67
1:AA:1222:G:O2'	1:AA:1223:C:H5'	1.94	0.67
6:AF:33:TYR:HA	6:AF:71:ARG:HH21	1.59	0.67
35:BA:654(G):C:H2'	35:BA:654(H):G:C8	2.29	0.67
35:BA:2840:C:H5''	49:BR:53:HIS:HD2	1.58	0.67
22:AV:6:G:H1	22:AV:67:C:H42	1.43	0.67
27:B2:2:LYS:CB	35:BA:97:C:H5''	2.24	0.67
1:AA:1515:C:O2'	1:AA:1516:G:H5'	1.95	0.67
1:AA:101:A:O2'	1:AA:102:G:H5'	1.95	0.67
30:B5:3:LYS:CE	35:BA:2613:U:H2'	2.25	0.67
57:BZ:67:LEU:HD23	57:BZ:90:VAL:HG11	1.76	0.67
49:BR:84:ALA:HB3	49:BR:85:PRO:CD	2.19	0.67
35:BA:1827:C:H2'	35:BA:1828:G:H5'	1.75	0.67
1:AA:1030(A):G:H1'	1:AA:1031:G:H1	1.58	0.67
8:AH:127:LEU:HB3	8:AH:129:VAL:CG1	2.25	0.67
47:BP:115:LEU:HD23	47:BP:115:LEU:N	2.09	0.67
47:BP:34:GLY:O	47:BP:35:HIS:HB2	1.95	0.67
35:BA:806:C:OP2	47:BP:39:LYS:HD3	1.95	0.67
57:BZ:167:PRO:O	57:BZ:168:GLU:HB2	1.94	0.67
22:AV:3:C:H2'	22:AV:4:G:H5'	1.77	0.67
2:AB:84:GLU:HB3	2:AB:219:VAL:HG21	1.76	0.67
18:AR:58:LEU:HB3	18:AR:62:GLU:HB3	1.77	0.67
35:BA:739:G:C8	35:BA:739:G:OP2	2.48	0.67

Continued on next page...

Continued from previous page...

Atom-1	Atom-2	Interatomic distance (Å)	Clash overlap (Å)
40:BF:106:ARG:HH11	40:BF:106:ARG:CG	2.07	0.67
2:AB:24:TRP:CH2	2:AB:26:PRO:HA	2.29	0.67
1:AA:218:C:H5'	1:AA:470:C:H41	1.60	0.67
35:BA:2074:U:H2'	35:BA:2075:U:C6	2.29	0.67
2:AB:7:VAL:O	2:AB:11:LEU:HG	1.94	0.67
29:B4:1:MET:HG2	41:BG:98:ARG:NE	2.08	0.67
41:BG:144:ILE:HD11	41:BG:149:VAL:HB	1.76	0.67
24:AY:141:LYS:O	24:AY:144:ALA:HB2	1.95	0.67
43:BK:106:GLU:CA	43:BK:109:LYS:HD3	2.23	0.67
56:BY:97:ARG:C	56:BY:98:VAL:HG23	2.14	0.67
35:BA:142:A:H5'	35:BA:142(A):C:OP2	1.94	0.67
3:AC:20:SER:HB3	3:AC:40:ARG:HH22	1.60	0.67
8:AH:109:ILE:HG13	8:AH:120:THR:HB	1.76	0.67
35:BA:1697:G:H3'	35:BA:1698:A:C5'	2.24	0.67
42:BH:46:GLU:HG3	42:BH:51:ARG:N	2.10	0.67
26:B1:4:VAL:CG2	26:B1:10:LYS:O	2.43	0.67
35:BA:2748:A:H2	42:BH:63:SER:HG	1.41	0.67
14:AN:29:ARG:CG	14:AN:29:ARG:HH11	2.08	0.67
45:BN:133:GLN:HE21	45:BN:135:PRO:CG	2.08	0.67
57:BZ:30:ASN:HD22	57:BZ:31:ARG:HG3	1.59	0.67
35:BA:2186:G:C2'	35:BA:2187:G:H5''	2.25	0.67
1:AA:491:G:H2'	1:AA:492:G:H8	1.58	0.67
46:BO:24:VAL:CG2	46:BO:30:ALA:HB3	2.25	0.67
35:BA:120:U:O2'	35:BA:149:A:C8	2.47	0.67
42:BH:128:PRO:HG2	42:BH:129:THR:HG23	1.77	0.67
35:BA:1853:A:H2'	35:BA:1854:A:C8	2.30	0.67
12:AL:20:LYS:HD3	12:AL:20:LYS:H	1.59	0.67
25:B0:16:SER:HB2	35:BA:2262:U:H5	1.60	0.67
46:BO:64:ARG:NE	51:BT:70:VAL:HG21	2.09	0.67
10:AJ:3:LYS:NZ	10:AJ:77:PRO:HD2	2.10	0.67
35:BA:1242:A:N1	47:BP:8:PRO:HG2	2.10	0.67
40:BF:154:VAL:HG11	40:BF:193:VAL:HG23	1.77	0.67
1:AA:1014:A:H4'	19:AS:14:HIS:ND1	2.10	0.67
4:AD:96:LEU:HD22	4:AD:96:LEU:N	2.10	0.67
12:AL:34:ARG:HG3	12:AL:105:TYR:CE2	2.28	0.67
42:BH:83:TYR:HB3	42:BH:135:GLY:N	2.08	0.67
47:BP:30:THR:O	47:BP:33:ARG:N	2.22	0.67
35:BA:1058:G:H21	43:BK:126:MET:HE3	1.60	0.67
5:AE:51:VAL:O	5:AE:55:VAL:HG23	1.96	0.67
57:BZ:84:GLU:O	57:BZ:85:HIS:HB2	1.93	0.67
37:BC:29:LEU:O	37:BC:32:GLU:HG2	1.94	0.67

Continued on next page...

Continued from previous page...

Atom-1	Atom-2	Interatomic distance (Å)	Clash overlap (Å)
35:BA:2408:U:H2'	35:BA:2409:G:H8	1.60	0.67
38:BD:35:LYS:C	38:BD:35:LYS:HD2	2.16	0.66
35:BA:2056:G:H2'	35:BA:2056:G:N3	2.09	0.66
41:BG:61:ALA:HA	41:BG:64:THR:HG22	1.77	0.66
22:AV:46:G:O3'	22:AV:47:U:C6	2.47	0.66
24:AY:121:VAL:HG23	24:AY:122:TRP:N	2.09	0.66
43:BK:77:LEU:CD2	43:BK:77:LEU:H	1.97	0.66
3:AC:50:ALA:HA	3:AC:72:LYS:HB3	1.77	0.66
35:BA:1052:C:C6	35:BA:1052:C:C3'	2.75	0.66
24:AY:314:PHE:HD1	24:AY:315:LYS:HB2	1.56	0.66
35:BA:190:A:H2'	35:BA:191:A:C8	2.30	0.66
35:BA:2762:G:H8	35:BA:2762:G:C5'	2.08	0.66
39:BE:179:GLU:O	39:BE:180:ASN:HB2	1.95	0.66
1:AA:1497:G:O2'	1:AA:1498:U:H5'	1.96	0.66
35:BA:1943:U:H2'	35:BA:1943:U:O2	1.93	0.66
35:BA:445:C:O2'	35:BA:446:G:H5'	1.94	0.66
48:BQ:97:VAL:HG21	48:BQ:103:MET:HE3	1.76	0.66
4:AD:26:CYS:HA	4:AD:31:CYS:HA	1.75	0.66
1:AA:1319:A:OP1	19:AS:10:PHE:CE1	2.49	0.66
19:AS:8:GLY:C	19:AS:9:VAL:HG23	2.15	0.66
10:AJ:32:ALA:N	10:AJ:78:ASN:ND2	2.43	0.66
31:B6:19:ARG:HG2	35:BA:2400:G:O5'	1.95	0.66
47:BP:58:THR:O	47:BP:61:ARG:NE	2.19	0.66
1:AA:1206:G:H4'	3:AC:192:THR:O	1.93	0.66
47:BP:30:THR:CG2	47:BP:31:ALA:H	2.08	0.66
35:BA:1780:A:H5'	35:BA:1781:C:OP2	1.95	0.66
43:BK:79:ARG:HD2	43:BK:85:GLU:O	1.94	0.66
17:AQ:63:ARG:HG2	17:AQ:64:PRO:HD2	1.76	0.66
35:BA:1677:A:H2'	35:BA:1678:G:C8	2.31	0.66
26:B1:57:GLU:HG2	26:B1:58:ILE:H	1.59	0.66
26:B1:59:THR:O	26:B1:91:LYS:HE3	1.94	0.66
35:BA:2023:G:H5'	35:BA:2617:C:H4'	1.78	0.66
40:BF:154:VAL:HG11	40:BF:193:VAL:CG2	2.26	0.66
45:BN:87:LEU:HD22	45:BN:91:LEU:HG	1.77	0.66
4:AD:57:ARG:HH11	4:AD:57:ARG:CG	2.02	0.66
11:AK:72:ALA:CB	11:AK:77:MET:HE3	2.25	0.66
47:BP:96:THR:O	47:BP:99:LEU:HB3	1.96	0.66
35:BA:481:G:H2'	35:BA:507:A:N1	2.10	0.66
32:B7:4:THR:HB	35:BA:788:A:O2'	1.96	0.66
10:AJ:55:LYS:H	10:AJ:55:LYS:HE3	1.59	0.66
50:BS:13:ARG:HG3	50:BS:14:VAL:H	1.60	0.66

Continued on next page...

Continued from previous page...

Atom-1	Atom-2	Interatomic distance (Å)	Clash overlap (Å)
38:BD:158:ALA:O	38:BD:196:VAL:HG11	1.96	0.66
35:BA:2097:C:H2'	35:BA:2098:U:H6	1.60	0.66
12:AL:92:ASP:O	12:AL:94:PRO:HD3	1.95	0.66
57:BZ:115:GLY:H	57:BZ:177:PRO:CG	2.07	0.66
56:BY:87:LYS:O	56:BY:88:LYS:HB2	1.95	0.66
36:BB:112:U:H2'	36:BB:113:G:H8	1.61	0.66
50:BS:17:ARG:O	50:BS:20:ARG:HG2	1.95	0.66
1:AA:368:U:P	24:AY:353:ALA:HB1	2.35	0.66
10:AJ:4:ILE:HD13	10:AJ:74:ILE:HG13	1.78	0.66
9:AI:79:LEU:HD13	9:AI:79:LEU:C	2.15	0.66
51:BT:118:ARG:HA	51:BT:121:ILE:HD12	1.77	0.66
47:BP:23:PRO:HB2	47:BP:33:ARG:CG	2.25	0.66
35:BA:2228:G:H2'	35:BA:2229:C:C6	2.31	0.66
17:AQ:69:LYS:O	17:AQ:70:ARG:CD	2.41	0.66
1:AA:675:A:O2'	1:AA:676:A:H5'	1.95	0.66
43:BK:134:MET:HG3	43:BK:136:VAL:HG12	1.77	0.66
36:BB:54:G:H2'	36:BB:55:U:H6	1.59	0.66
1:AA:398:C:O2'	1:AA:399:G:H5'	1.96	0.66
41:BG:131:TYR:HB3	41:BG:159:VAL:CG1	2.25	0.66
52:BU:107:ALA:HA	52:BU:110:VAL:CG2	2.25	0.66
38:BD:270:ILE:H	38:BD:270:ILE:CD1	2.08	0.66
51:BT:85:LYS:HZ3	51:BT:85:LYS:HB3	1.58	0.66
1:AA:980:C:C5	1:AA:981:U:C2	2.80	0.66
1:AA:1130:A:H5'	9:AI:18:PHE:HE2	1.61	0.66
31:B6:5:VAL:HG12	31:B6:6:ARG:N	2.10	0.66
4:AD:57:ARG:NH1	4:AD:57:ARG:HG2	2.08	0.66
26:B1:86:SER:CB	26:B1:89:GLU:HB2	2.22	0.66
4:AD:196:LEU:C	4:AD:198:VAL:H	1.98	0.66
12:AL:119:LYS:HB2	12:AL:120:TYR:CD1	2.31	0.66
24:AY:6:GLU:O	24:AY:6:GLU:HG2	1.94	0.66
29:B4:50:VAL:O	29:B4:51:ASP:HB3	1.95	0.66
35:BA:2260:C:H2'	35:BA:2261:C:H6	1.60	0.66
38:BD:35:LYS:NZ	38:BD:35:LYS:HB3	2.10	0.66
52:BU:92:ARG:NH1	53:BV:11:GLN:O	2.22	0.66
29:B4:8:LYS:HD3	29:B4:9:LEU:O	1.95	0.66
41:BG:111:LEU:HA	41:BG:114:ILE:HD11	1.77	0.66
10:AJ:30:SER:HA	10:AJ:80:LYS:HE2	1.75	0.66
35:BA:2884:U:H2'	35:BA:2885:C:H5'	1.77	0.66
1:AA:1392:G:N2	1:AA:1502:A:H8	1.93	0.66
47:BP:23:PRO:O	47:BP:33:ARG:HD2	1.95	0.66
35:BA:2761:G:C3'	35:BA:2762:G:H5''	2.26	0.66

Continued on next page...

Continued from previous page...

Atom-1	Atom-2	Interatomic distance (Å)	Clash overlap (Å)
2:AB:222:ILE:HB	2:AB:226:ARG:HH21	1.61	0.66
1:AA:1108:G:H5'	3:AC:176:HIS:CD2	2.30	0.66
1:AA:630:G:H2'	1:AA:631:G:H5''	1.78	0.66
35:BA:2524:G:C8	35:BA:2524:G:H5'	2.30	0.66
22:AV:38:A:O2'	22:AV:39:C:H5'	1.94	0.66
35:BA:675:A:OP1	40:BF:63:LYS:HE2	1.95	0.66
5:AE:64:ARG:HB2	5:AE:64:ARG:CZ	2.26	0.66
35:BA:68:G:H2'	35:BA:69:C:C6	2.30	0.66
41:BG:49:ASP:O	41:BG:50:ALA:HB3	1.94	0.66
35:BA:2498:C:O2'	35:BA:2499:C:H5'	1.95	0.66
57:BZ:4:ARG:O	57:BZ:5:LEU:HB2	1.95	0.66
2:AB:109:SER:O	2:AB:112:VAL:HB	1.95	0.66
24:AY:100:VAL:HG23	24:AY:329:ARG:HG2	1.77	0.66
26:B1:80:LEU:HB3	26:B1:82:LEU:HD11	1.78	0.66
38:BD:129:ASN:O	38:BD:193:VAL:HG12	1.96	0.66
24:AY:554:PRO:HG3	24:AY:594:VAL:HG12	1.78	0.66
24:AY:486:THR:HG21	24:AY:602:LEU:HD11	1.78	0.66
35:BA:2131:G:H5'	35:BA:2133:G:C1'	2.25	0.66
42:BH:149:ARG:HA	42:BH:162:ILE:CD1	2.25	0.66
41:BG:173:LEU:HA	41:BG:176:LEU:HD12	1.78	0.66
10:AJ:67:THR:O	10:AJ:67:THR:HG22	1.95	0.66
57:BZ:42:VAL:HG13	57:BZ:43:GLU:N	2.08	0.66
35:BA:2408:U:H2'	35:BA:2409:G:C8	2.31	0.66
47:BP:79:ARG:O	47:BP:111:ARG:HB2	1.94	0.66
3:AC:9:GLY:HA2	3:AC:12:LEU:HG	1.77	0.66
15:AO:11:VAL:O	15:AO:14:GLU:HB3	1.95	0.66
35:BA:1142:U:O5'	35:BA:1142:U:H6	1.79	0.66
25:B0:10:THR:HG21	35:BA:2277:G:OP2	1.95	0.66
50:BS:95:HIS:CG	50:BS:96:GLY:H	2.13	0.66
41:BG:46:ALA:HB2	41:BG:88:ILE:HG12	1.78	0.66
10:AJ:6:ILE:HD12	10:AJ:6:ILE:C	2.16	0.66
35:BA:83:G:N2	35:BA:102:G:H2'	2.11	0.66
35:BA:252:G:OP2	47:BP:50:ARG:NH2	2.28	0.66
12:AL:18:VAL:HG23	12:AL:19:ARG:N	2.10	0.66
35:BA:940:G:H5'	35:BA:941:A:OP2	1.94	0.66
35:BA:2150:U:H2'	35:BA:2151:G:H8	1.58	0.66
24:AY:71:THR:HG21	24:AY:357:ARG:CD	2.26	0.66
35:BA:2796:U:H3'	35:BA:2799:C:C5'	2.26	0.66
4:AD:158:ILE:CG2	4:AD:162:LEU:HD12	2.25	0.66
1:AA:1370:G:C2	1:AA:1371:G:C8	2.84	0.66
24:AY:395:PRO:O	24:AY:397:VAL:N	2.28	0.66

Continued on next page...

Continued from previous page...

Atom-1	Atom-2	Interatomic distance (Å)	Clash overlap (Å)
35:BA:2199:A:H3'	35:BA:2200:C:H6	1.59	0.66
35:BA:654(N):G:C2'	35:BA:654(O):G:H5'	2.25	0.66
35:BA:2855:C:H2'	35:BA:2856:C:H6	1.61	0.66
53:BV:24:LYS:HA	53:BV:92:THR:HG23	1.76	0.66
8:AH:12:ARG:NH1	8:AH:27:PRO:HD3	2.11	0.66
2:AB:112:VAL:CG2	2:AB:149:LEU:HD13	2.26	0.66
2:AB:95:GLN:C	2:AB:96:ARG:CD	2.61	0.66
1:AA:1219:U:H2'	1:AA:1220:G:H8	1.61	0.66
35:BA:2055:C:H4'	35:BA:2056:G:H5''	1.76	0.66
50:BS:85:VAL:HG23	50:BS:106:ARG:HG3	1.78	0.66
45:BN:23:LEU:CB	45:BN:60:ILE:HG21	2.26	0.66
43:BK:21:PRO:HA	43:BK:23:VAL:H	1.61	0.66
1:AA:1489:G:C3'	1:AA:1490:C:H5''	2.26	0.66
14:AN:41:ARG:HG2	14:AN:41:ARG:HH11	1.60	0.66
35:BA:295:G:H2'	35:BA:296:C:H6	1.59	0.66
49:BR:54:LEU:HD23	49:BR:66:VAL:HG22	1.76	0.66
35:BA:552:G:H8	35:BA:552:G:H5'	1.61	0.66
8:AH:50:ARG:HG2	8:AH:50:ARG:NH1	2.08	0.66
27:B2:2:LYS:HB2	35:BA:97:C:H5''	1.76	0.66
42:BH:127:GLU:HB3	42:BH:128:PRO:HD2	1.77	0.66
35:BA:2850:A:H5'	35:BA:2868:A:H2	1.59	0.66
24:AY:530:VAL:HG22	24:AY:531:GLY:N	2.11	0.66
36:BB:77:U:O2'	36:BB:78:A:H5'	1.95	0.66
47:BP:135:LEU:HD13	47:BP:135:LEU:O	1.96	0.66
16:AP:53:VAL:HG23	16:AP:54:GLU:H	1.59	0.66
11:AK:17:GLY:O	11:AK:80:VAL:HA	1.96	0.66
57:BZ:23:LYS:HD3	57:BZ:38:TYR:CE2	2.31	0.66
35:BA:2832:U:H1'	35:BA:2834:G:N3	2.11	0.66
3:AC:84:ILE:O	3:AC:88:ARG:HG3	1.96	0.66
33:B8:29:LYS:O	33:B8:29:LYS:HG2	1.94	0.66
24:AY:252:ASP:O	24:AY:253:LEU:HB2	1.96	0.66
24:AY:252:ASP:HB2	24:AY:254:LYS:HG2	1.77	0.66
19:AS:6:LYS:HD2	19:AS:7:LYS:N	2.10	0.66
10:AJ:4:ILE:HB	10:AJ:74:ILE:HD11	1.78	0.66
24:AY:265:LYS:O	24:AY:267:LYS:HG3	1.96	0.66
31:B6:8:LYS:HZ1	35:BA:2285:C:H5	1.43	0.66
35:BA:510:C:O2'	35:BA:511:U:H5'	1.96	0.66
40:BF:28:ILE:HD13	40:BF:28:ILE:H	1.61	0.66
1:AA:183:G:H2'	1:AA:184:G:C8	2.31	0.66
35:BA:2461:C:O2	35:BA:2461:C:H2'	1.95	0.66
3:AC:14:ILE:CG1	3:AC:15:THR:N	2.58	0.66

Continued on next page...

Continued from previous page...

Atom-1	Atom-2	Interatomic distance (Å)	Clash overlap (Å)
35:BA:2122:U:H2'	35:BA:2123:G:H8	1.60	0.66
35:BA:2205:C:H5'	35:BA:2206:G:OP2	1.96	0.66
35:BA:1960:A:H5''	35:BA:1960:A:H8	1.61	0.66
16:AP:9:PHE:CE2	16:AP:18:ARG:CZ	2.80	0.65
52:BU:95:LEU:CD1	53:BV:11:GLN:HG3	2.24	0.65
2:AB:148:TYR:O	2:AB:149:LEU:HD23	1.96	0.65
35:BA:2307:G:H21	35:BA:2308:G:C5'	2.08	0.65
24:AY:82:ILE:HD12	24:AY:101:LEU:CD2	2.22	0.65
35:BA:302:C:P	56:BY:73:ARG:HH12	2.19	0.65
35:BA:1782:C:C2'	35:BA:1783:A:H5'	2.25	0.65
47:BP:114:ILE:HD12	47:BP:115:LEU:N	2.11	0.65
2:AB:121:LEU:HD22	2:AB:126:GLU:HB2	1.77	0.65
33:B8:4:MET:CE	33:B8:61:LEU:HD22	2.26	0.65
18:AR:44:LEU:HD11	18:AR:70:ILE:HG21	1.78	0.65
36:BB:26:A:H2'	36:BB:27:C:H6	1.59	0.65
48:BQ:108:GLY:O	48:BQ:109:VAL:CG2	2.44	0.65
35:BA:621:A:H2'	35:BA:622:G:H5'	1.77	0.65
35:BA:1831:G:H2'	35:BA:1832:C:C6	2.31	0.65
35:BA:7:G:O2'	35:BA:8:A:H5'	1.95	0.65
37:BC:215:VAL:HG23	37:BC:225:ILE:HG12	1.76	0.65
35:BA:2051:A:H4'	39:BE:141:ILE:CD1	2.26	0.65
3:AC:35:GLU:OE1	3:AC:97:LYS:HE3	1.95	0.65
2:AB:204:ASN:HD22	2:AB:204:ASN:C	1.99	0.65
35:BA:1012:U:C5	45:BN:28:THR:HG21	2.31	0.65
1:AA:1490:C:C6	1:AA:1490:C:H5'	2.30	0.65
35:BA:582:G:H2'	35:BA:583:G:C8	2.30	0.65
35:BA:544:G:H21	35:BA:547:A:H2'	1.61	0.65
54:BW:68:ARG:CA	54:BW:110:LYS:HG2	2.26	0.65
20:AT:43:LEU:HB3	20:AT:48:LYS:HB2	1.77	0.65
39:BE:81:ILE:HG22	39:BE:81:ILE:O	1.96	0.65
5:AE:72:GLN:O	5:AE:73:ASN:HB2	1.96	0.65
37:BC:127:LYS:O	37:BC:128:LEU:HG	1.96	0.65
24:AY:97:SER:O	24:AY:100:VAL:HG13	1.97	0.65
24:AY:457:LEU:O	24:AY:461:ILE:HG13	1.95	0.65
35:BA:902:C:H2'	35:BA:903:C:C6	2.31	0.65
2:AB:124:SER:HG	2:AB:125:PRO:HD2	1.62	0.65
1:AA:1053:G:N7	1:AA:1200:C:C5'	2.60	0.65
2:AB:223:ILE:HA	2:AB:226:ARG:HB3	1.77	0.65
39:BE:177:PRO:HG2	39:BE:178:GLU:H	1.60	0.65
54:BW:37:ARG:HG3	54:BW:37:ARG:NH1	2.12	0.65
35:BA:1386:C:H2'	35:BA:1387:C:H6	1.61	0.65

Continued on next page...

Continued from previous page...

Atom-1	Atom-2	Interatomic distance (Å)	Clash overlap (Å)
56:BY:67:LEU:HD11	56:BY:71:LYS:HE2	1.79	0.65
6:AF:78:GLU:OE1	6:AF:78:GLU:HA	1.96	0.65
47:BP:77:ARG:HB2	47:BP:78:PRO:HD2	1.79	0.65
46:BO:2:ILE:CD1	46:BO:82:ASN:HD22	2.09	0.65
51:BT:65:LYS:HA	51:BT:65:LYS:NZ	2.11	0.65
24:AY:459:LEU:HD12	24:AY:459:LEU:H	1.61	0.65
35:BA:271(E):U:H2'	35:BA:271(F):C:C6	2.31	0.65
35:BA:1218:C:H2'	35:BA:1219:G:H8	1.61	0.65
13:AM:51:ALA:O	13:AM:55:ARG:HB3	1.97	0.65
54:BW:68:ARG:O	54:BW:109:GLU:HA	1.97	0.65
19:AS:64:GLU:HG2	29:B4:48:ARG:NH2	2.11	0.65
35:BA:962:G:O2'	35:BA:963:U:H5'	1.96	0.65
42:BH:86:GLU:CB	42:BH:132:ARG:HB3	2.27	0.65
35:BA:1010:A:H1'	35:BA:1153:C:H1'	1.79	0.65
1:AA:328:C:O2	1:AA:328:C:H2'	1.95	0.65
45:BN:73:THR:HG23	45:BN:82:LEU:HD11	1.77	0.65
50:BS:95:HIS:CG	50:BS:96:GLY:N	2.65	0.65
31:B6:11:LEU:HG	31:B6:26:ASN:HD21	1.60	0.65
40:BF:17:ARG:NH1	40:BF:17:ARG:HG3	2.11	0.65
30:B5:40:LYS:HZ3	30:B5:46:CYS:H	1.44	0.65
25:B0:48:GLY:HA3	25:B0:80:HIS:HD1	1.62	0.65
35:BA:1658:C:OP1	39:BE:132:HIS:O	2.15	0.65
47:BP:112:LEU:HD22	47:BP:113:LYS:N	2.11	0.65
43:BK:93:ARG:HG3	57:BZ:112:ARG:NE	2.11	0.65
13:AM:68:GLY:H	13:AM:71:ARG:CB	2.08	0.65
35:BA:1163:G:O2'	35:BA:1164:G:H5'	1.95	0.65
35:BA:528:A:C2	35:BA:2043:C:H4'	2.31	0.65
1:AA:66:G:H4'	1:AA:173:U:C5	2.31	0.65
35:BA:139(A):G:N2	55:BX:44:GLU:OE2	2.30	0.65
24:AY:252:ASP:HB2	24:AY:254:LYS:CE	2.22	0.65
35:BA:212:G:C8	35:BA:212:G:H5'	2.23	0.65
52:BU:112:ARG:NH2	53:BV:46:VAL:HG11	2.12	0.65
50:BS:98:VAL:HG12	50:BS:100:ALA:H	1.62	0.65
24:AY:90:PHE:HZ	58:AY:701:FUA:H121	1.60	0.65
31:B6:6:ARG:HD2	31:B6:6:ARG:H	1.62	0.65
35:BA:2346:A:C2	35:BA:2383:G:C2	2.84	0.65
42:BH:12:PRO:HB2	42:BH:15:VAL:CG1	2.22	0.65
40:BF:116:ASP:OD2	47:BP:5:ASP:HB2	1.97	0.65
1:AA:781:A:C3'	1:AA:782:A:H5'	2.26	0.65
35:BA:1656:C:H2'	35:BA:1657:C:C6	2.32	0.65
48:BQ:56:ARG:HA	48:BQ:56:ARG:NE	2.11	0.65

Continued on next page...

Continued from previous page...

Atom-1	Atom-2	Interatomic distance (Å)	Clash overlap (Å)
35:BA:2076:U:H5'	35:BA:2238:G:N2	2.11	0.65
1:AA:1189:C:H5''	3:AC:5:ILE:HG21	1.77	0.65
1:AA:129(A):G:H5''	1:AA:129(A):G:C8	2.31	0.65
35:BA:2103:C:C2'	35:BA:2104:G:H5''	2.25	0.65
43:BK:37:PHE:O	43:BK:41:PHE:HB3	1.96	0.65
1:AA:773:G:C2'	1:AA:774:G:H5'	2.26	0.65
20:AT:97:ALA:O	20:AT:99:LEU:HD23	1.96	0.65
55:BX:18:TYR:C	55:BX:20:GLY:N	2.48	0.65
42:BH:89:ILE:HG13	42:BH:89:ILE:O	1.97	0.65
2:AB:140:HIS:O	2:AB:143:GLU:HB2	1.97	0.65
24:AY:652:MET:O	24:AY:652:MET:HG3	1.95	0.65
1:AA:1269:A:C2	1:AA:1313:U:O4'	2.50	0.65
2:AB:55:PHE:HA	2:AB:58:ILE:HD12	1.77	0.65
24:AY:18:ALA:O	24:AY:19:ALA:HB2	1.96	0.65
26:B1:56:GLN:HE21	26:B1:56:GLN:CA	1.96	0.65
31:B6:54:ILE:HD11	35:BA:2420:C:H5'	1.78	0.65
43:BK:77:LEU:HD13	43:BK:110:GLN:OE1	1.96	0.65
35:BA:2892:A:H62	35:BA:2893:G:N2	1.94	0.65
1:AA:1003:G:C2	1:AA:1004:A:H1'	2.32	0.65
35:BA:814:C:H2'	35:BA:815:C:H6	1.62	0.65
1:AA:261:U:O2	1:AA:263:A:C8	2.50	0.65
35:BA:1236:G:HO2'	35:BA:1237:A:H8	1.45	0.65
3:AC:142:MET:CE	3:AC:171:GLY:HA3	2.27	0.65
24:AY:343:ASN:HD22	24:AY:344:THR:N	1.94	0.65
35:BA:1438:U:O2'	35:BA:1439:A:H5'	1.96	0.65
35:BA:799:G:H3'	35:BA:800:A:H5''	1.77	0.65
24:AY:228:MET:HE2	24:AY:229:LEU:HG	1.79	0.65
37:BC:95:VAL:HG12	37:BC:96:GLY:H	1.60	0.65
4:AD:25:ARG:HH12	4:AD:30:LYS:HB2	1.62	0.65
1:AA:1325:C:H2'	1:AA:1326:C:C6	2.32	0.65
40:BF:20:LEU:HD23	40:BF:21:ALA:CB	2.27	0.65
42:BH:148:ILE:O	42:BH:151:ILE:HG12	1.97	0.65
35:BA:1362:C:O2'	35:BA:1363:C:H5'	1.96	0.65
35:BA:803:U:C2'	35:BA:804:A:H5'	2.26	0.65
35:BA:385:C:O2	47:BP:71:VAL:HG21	1.96	0.65
48:BQ:39:PRO:HB3	48:BQ:99:PRO:HD3	1.79	0.65
49:BR:45:ARG:HG3	49:BR:46:GLY:H	1.60	0.65
1:AA:197:A:H4'	1:AA:198:G:H5'	1.78	0.65
1:AA:1409:C:O2'	1:AA:1410:G:H5'	1.97	0.65
54:BW:82:LEU:N	54:BW:82:LEU:HD12	2.11	0.65
4:AD:119:GLN:HG3	4:AD:123:HIS:NE2	2.12	0.65

Continued on next page...

Continued from previous page...

Atom-1	Atom-2	Interatomic distance (Å)	Clash overlap (Å)
52:BU:76:TYR:O	52:BU:79:PHE:HB3	1.97	0.65
47:BP:59:LEU:HA	47:BP:61:ARG:CZ	2.27	0.65
35:BA:363(B):G:H2'	35:BA:363(C):G:C8	2.32	0.65
55:BX:35:THR:O	55:BX:39:ILE:HG12	1.96	0.65
5:AE:76:ILE:HD11	5:AE:142:LEU:CD2	2.26	0.65
35:BA:1820:U:C2	38:BD:202:LYS:HG2	2.32	0.65
35:BA:2573:C:C2'	35:BA:2573:C:O2	2.43	0.65
36:BB:7:G:H5'	50:BS:29:PHE:CD2	2.32	0.65
57:BZ:78:LYS:N	57:BZ:78:LYS:CD	2.59	0.65
42:BH:105:LEU:HD23	42:BH:113:VAL:HB	1.77	0.65
1:AA:1513:A:H2'	1:AA:1514:C:H6	1.61	0.65
24:AY:519:ARG:HH11	24:AY:677:GLN:HB2	1.61	0.65
35:BA:2189:U:H2'	35:BA:2190:G:H5''	1.78	0.65
1:AA:159:G:C2'	1:AA:160:A:H5''	2.27	0.65
35:BA:310:A:OP2	56:BY:18:GLY:HA2	1.97	0.65
39:BE:152:LYS:HG3	39:BE:153:GLY:N	2.11	0.65
2:AB:60:ASP:O	2:AB:64:ARG:NH2	2.29	0.65
1:AA:499:A:H4'	1:AA:500:G:OP1	1.95	0.65
18:AR:69:THR:O	18:AR:72:ARG:HB2	1.96	0.65
38:BD:35:LYS:HG2	38:BD:63:ARG:HG3	1.77	0.65
52:BU:113:ALA:C	52:BU:115:ALA:H	2.00	0.65
35:BA:271(H):G:H1	35:BA:271(P):C:H42	1.45	0.65
35:BA:2347:C:H2'	35:BA:2348:U:C6	2.31	0.65
30:B5:56:LYS:CG	30:B5:57:VAL:H	2.09	0.65
36:BB:82:G:C2'	36:BB:83:G:H5'	2.27	0.65
35:BA:811:U:O2'	35:BA:812:C:H5''	1.97	0.65
4:AD:13:ARG:O	4:AD:16:GLY:N	2.26	0.65
35:BA:2668:G:O2'	35:BA:2669:G:H5'	1.97	0.65
42:BH:159:GLU:HG3	42:BH:160:LYS:N	2.11	0.65
42:BH:159:GLU:HA	42:BH:159:GLU:OE1	1.97	0.65
15:AO:55:GLY:HA2	15:AO:58:MET:HE3	1.79	0.65
35:BA:2171:A:H1'	35:BA:2172:U:C5	2.32	0.65
40:BF:174:VAL:HG21	40:BF:189:THR:HG21	1.78	0.65
35:BA:1791:A:C6	35:BA:1829:A:H5'	2.32	0.65
18:AR:66:LEU:HG	18:AR:70:ILE:HD11	1.79	0.65
25:B0:25:ARG:HD2	25:B0:29:GLN:HE21	1.60	0.65
1:AA:368:U:OP1	24:AY:353:ALA:HB1	1.97	0.65
38:BD:248:SER:HB2	38:BD:249:PRO:HD2	1.79	0.65
1:AA:509:A:C2	1:AA:510:A:C2	2.85	0.64
46:BO:69:ILE:H	46:BO:69:ILE:HD12	1.61	0.64
35:BA:1819:A:H4'	35:BA:1820:U:C5'	2.27	0.64

Continued on next page...

Continued from previous page...

Atom-1	Atom-2	Interatomic distance (Å)	Clash overlap (Å)
11:AK:72:ALA:HB1	11:AK:77:MET:HE2	1.80	0.64
3:AC:10:PHE:CZ	3:AC:178:LEU:HD11	2.33	0.64
57:BZ:24:LEU:HD12	57:BZ:41:LEU:HD21	1.79	0.64
17:AQ:59:ILE:HG23	17:AQ:71:PHE:CB	2.26	0.64
35:BA:6:A:O2'	45:BN:130:HIS:HB2	1.96	0.64
29:B4:14:ILE:HD12	29:B4:14:ILE:N	2.11	0.64
29:B4:21:VAL:HG12	29:B4:21:VAL:O	1.96	0.64
33:B8:61:LEU:C	33:B8:63:PRO:HD2	2.17	0.64
43:BK:75:SER:O	43:BK:79:ARG:HG3	1.96	0.64
35:BA:654(M):C:O2'	35:BA:654(N):G:H8	1.80	0.64
16:AP:53:VAL:HG23	16:AP:54:GLU:N	2.11	0.64
35:BA:962:G:H2'	35:BA:963:U:O4'	1.98	0.64
24:AY:228:MET:O	24:AY:231:TYR:HB3	1.97	0.64
1:AA:67:C:H2'	1:AA:68:G:C8	2.32	0.64
35:BA:565:C:O2'	35:BA:566:U:H5'	1.97	0.64
35:BA:1841:U:H2'	35:BA:1842:G:C8	2.32	0.64
1:AA:865:A:H5'	1:AA:1078:U:O4	1.96	0.64
40:BF:4:VAL:HG13	40:BF:19:GLU:OE2	1.96	0.64
1:AA:452:A:H4'	16:AP:72:ARG:CZ	2.27	0.64
56:BY:105:ALA:C	56:BY:107:ASP:H	1.99	0.64
16:AP:25:ARG:HH11	16:AP:25:ARG:CG	1.99	0.64
30:B5:3:LYS:HZ2	30:B5:5:PRO:HD2	1.60	0.64
50:BS:90:GLY:C	50:BS:92:TYR:H	2.00	0.64
56:BY:7:VAL:HB	56:BY:8:LYS:CD	2.25	0.64
31:B6:50:ARG:HG3	31:B6:51:GLU:O	1.96	0.64
35:BA:1485:G:H1'	35:BA:1505:C:H42	1.63	0.64
35:BA:1142(A):A:O2'	35:BA:1143:A:H5''	1.96	0.64
1:AA:1038:C:H2'	1:AA:1039:C:C5	2.32	0.64
5:AE:101:ILE:HG12	5:AE:101:ILE:O	1.97	0.64
35:BA:359:A:H2'	35:BA:360:G:O4'	1.98	0.64
22:AV:17:C:C6	22:AV:17(A):U:C5	2.76	0.64
35:BA:1654:A:H2	39:BE:113:PHE:CD2	2.14	0.64
24:AY:404:VAL:N	24:AY:405:PRO:HD3	2.12	0.64
35:BA:365:C:H6	35:BA:365:C:H5'	1.63	0.64
1:AA:598:U:H2'	1:AA:599:C:H6	1.62	0.64
24:AY:406:GLU:CB	24:AY:407:PRO:HD2	2.27	0.64
35:BA:259:G:H21	35:BA:621:A:H8	1.44	0.64
47:BP:108:LYS:N	47:BP:108:LYS:HD2	2.13	0.64
35:BA:2840:C:H5''	49:BR:53:HIS:CD2	2.32	0.64
35:BA:671:C:O2'	35:BA:672:C:H5'	1.97	0.64
1:AA:297:G:H4'	1:AA:557:G:H4'	1.79	0.64

Continued on next page...

Continued from previous page...

Atom-1	Atom-2	Interatomic distance (Å)	Clash overlap (Å)
52:BU:49:HIS:HA	52:BU:52:ARG:HB2	1.78	0.64
19:AS:9:VAL:HG21	29:B4:53:GLU:HG2	1.80	0.64
35:BA:2305:A:C4	41:BG:154:GLY:HA3	2.32	0.64
3:AC:94:LEU:O	3:AC:94:LEU:CD1	2.45	0.64
31:B6:16:CYS:O	31:B6:17:LYS:HB2	1.97	0.64
31:B6:11:LEU:HG	31:B6:26:ASN:ND2	2.13	0.64
40:BF:157:VAL:O	40:BF:157:VAL:HG23	1.96	0.64
6:AF:37:VAL:CG1	6:AF:38:GLU:H	2.08	0.64
51:BT:108:ARG:HG3	51:BT:109:GLU:N	2.11	0.64
35:BA:139:G:H1	35:BA:142(A):C:H42	1.44	0.64
36:BB:81:G:H2'	36:BB:82:G:H5'	1.80	0.64
20:AT:26:ASN:ND2	20:AT:26:ASN:N	2.46	0.64
1:AA:1364:U:C2'	1:AA:1364:U:O2	2.46	0.64
50:BS:59:LYS:HG2	50:BS:60:GLY:N	2.12	0.64
53:BV:15:GLU:CB	53:BV:16:PRO:HD2	2.27	0.64
56:BY:91:GLU:O	56:BY:92:ASN:HB2	1.96	0.64
35:BA:2873:A:H4'	49:BR:8:ARG:NH2	2.13	0.64
39:BE:51:PHE:N	39:BE:74:PRO:HG3	2.12	0.64
46:BO:13:ASN:HD21	46:BO:97:ARG:CG	2.11	0.64
24:AY:115:GLU:CD	24:AY:118:SER:HB3	2.18	0.64
40:BF:4:VAL:HG22	40:BF:19:GLU:OE1	1.97	0.64
4:AD:17:VAL:CG1	4:AD:17:VAL:O	2.45	0.64
52:BU:101:ARG:C	52:BU:102:GLU:HG2	2.17	0.64
41:BG:71:THR:HG23	41:BG:90:LEU:N	2.11	0.64
31:B6:10:LEU:HD12	33:B8:34:TRP:HB2	1.78	0.64
33:B8:50:LEU:CD1	33:B8:51:ALA:H	2.10	0.64
31:B6:8:LYS:NZ	35:BA:2285:C:C5	2.65	0.64
19:AS:41:VAL:CG2	19:AS:41:VAL:O	2.45	0.64
35:BA:1814:G:C3'	35:BA:1815:A:H5''	2.22	0.64
35:BA:654(V):A:H3'	35:BA:655:A:H2'	1.78	0.64
47:BP:101:VAL:HA	47:BP:107:LYS:H	1.62	0.64
1:AA:1392:G:N2	1:AA:1502:A:C8	2.66	0.64
42:BH:19:VAL:CG1	42:BH:20:ALA:H	2.10	0.64
10:AJ:47:PHE:CE2	14:AN:37:PHE:CE1	2.86	0.64
13:AM:37:THR:HG21	13:AM:56:LEU:CD2	2.27	0.64
6:AF:4:TYR:CE1	6:AF:92:LYS:HD2	2.32	0.64
53:BV:5:VAL:HG23	53:BV:37:VAL:O	1.97	0.64
2:AB:12:GLU:HA	2:AB:16:HIS:ND1	2.12	0.64
42:BH:96:ALA:HB1	42:BH:103:LEU:HD11	1.79	0.64
39:BE:9:VAL:HG22	39:BE:25:VAL:HB	1.79	0.64
45:BN:57:ALA:H	45:BN:124:ALA:HA	1.60	0.64

Continued on next page...

Continued from previous page...

Atom-1	Atom-2	Interatomic distance (Å)	Clash overlap (Å)
30:B5:4:HIS:O	35:BA:2056:G:N2	2.31	0.64
39:BE:133:LYS:C	39:BE:134:ILE:HG13	2.17	0.64
56:BY:96:ILE:HD12	56:BY:99:CYS:SG	2.38	0.64
35:BA:1245:G:C5'	40:BF:34:TRP:HZ2	2.11	0.64
36:BB:87:G:C3'	36:BB:88:C:H5''	2.28	0.64
47:BP:122:PRO:O	47:BP:123:LEU:HB3	1.97	0.64
22:AV:3:C:H42	22:AV:70:G:H1	1.45	0.64
57:BZ:107:THR:HG23	57:BZ:111:VAL:CB	2.27	0.64
35:BA:710:G:H1	35:BA:721:C:H42	1.46	0.64
35:BA:1168:G:H2'	35:BA:1169:G:C8	2.33	0.64
13:AM:23:TYR:HE1	13:AM:70:LEU:HD22	1.62	0.64
48:BQ:110:THR:CG2	48:BQ:113:GLN:HG3	2.27	0.64
35:BA:58:G:H1	35:BA:69:C:H42	1.45	0.64
35:BA:1682:G:H2'	35:BA:1683:C:C6	2.31	0.64
7:AG:4:ARG:HD3	7:AG:5:ARG:NH1	2.12	0.64
35:BA:2556:C:H2'	35:BA:2557:G:O4'	1.96	0.64
40:BF:192:LEU:HD21	40:BF:194:MET:HG3	1.77	0.64
24:AY:423:LYS:CB	24:AY:472:VAL:HG22	2.19	0.64
6:AF:37:VAL:O	6:AF:38:GLU:HG3	1.97	0.64
35:BA:2893:G:H5'	35:BA:2894:G:H5'	1.78	0.64
24:AY:282:SER:O	24:AY:284:LEU:N	2.31	0.64
53:BV:28:GLU:CB	53:BV:31:ALA:HB2	2.25	0.64
35:BA:2469:A:H2	35:BA:2481:G:H21	1.45	0.64
57:BZ:103:ARG:NH1	57:BZ:103:ARG:HG3	2.11	0.64
1:AA:318:G:O2'	1:AA:319:G:H5'	1.97	0.64
38:BD:276:LYS:C	38:BD:276:LYS:HD3	2.18	0.64
26:B1:47:GLN:HG3	35:BA:2091:U:O2'	1.97	0.64
1:AA:283:C:O5'	1:AA:283:C:H6	1.80	0.64
1:AA:1148:U:H2'	1:AA:1149:C:O4'	1.97	0.64
38:BD:34:VAL:C	38:BD:36:PRO:HD2	2.18	0.64
36:BB:48:A:H2'	36:BB:49:C:H6	1.62	0.64
10:AJ:3:LYS:O	10:AJ:100:THR:HG23	1.98	0.64
10:AJ:30:SER:HG	10:AJ:81:THR:HG22	1.60	0.64
9:AI:8:GLY:CA	9:AI:79:LEU:HD12	2.28	0.64
9:AI:79:LEU:CD1	9:AI:83:ARG:HD2	2.16	0.64
31:B6:30:THR:HG22	31:B6:32:ASN:ND2	2.12	0.64
35:BA:1204:A:H61	35:BA:1240:U:H2'	1.63	0.64
45:BN:90:MET:HB3	45:BN:98:VAL:HG22	1.79	0.64
4:AD:203:VAL:O	4:AD:206:PHE:HB3	1.98	0.64
35:BA:958:U:C3'	35:BA:958:U:C6	2.81	0.64
12:AL:18:VAL:O	12:AL:19:ARG:HB3	1.97	0.64

Continued on next page...

Continued from previous page...

Atom-1	Atom-2	Interatomic distance (Å)	Clash overlap (Å)
35:BA:191:A:H2'	35:BA:192:C:H6	1.63	0.64
42:BH:17:VAL:HG21	42:BH:50:VAL:CG2	2.28	0.64
24:AY:401:SER:O	24:AY:403:GLU:HG3	1.98	0.64
36:BB:106:G:H2'	36:BB:107:G:H8	1.62	0.64
26:B1:88:LYS:O	26:B1:92:LYS:HB2	1.98	0.64
35:BA:2103:C:N4	35:BA:2186:G:H1	1.96	0.64
48:BQ:27:VAL:HG12	48:BQ:28:ALA:N	2.13	0.64
7:AG:18:TYR:CD2	7:AG:59:LEU:HD13	2.33	0.64
9:AI:41:VAL:HG12	9:AI:41:VAL:O	1.97	0.64
53:BV:19:LYS:NZ	53:BV:20:LEU:H	1.95	0.64
35:BA:769:G:H2'	35:BA:770:G:H8	1.63	0.64
41:BG:140:ILE:HD12	41:BG:140:ILE:H	1.63	0.64
31:B6:27:LYS:HB3	31:B6:32:ASN:ND2	2.13	0.64
35:BA:665:C:H2'	35:BA:666:G:H8	1.62	0.64
47:BP:62:LEU:HD23	47:BP:62:LEU:N	2.13	0.64
39:BE:59:VAL:HG22	39:BE:62:PRO:O	1.98	0.64
38:BD:84:TYR:HA	38:BD:91:ARG:NH1	2.13	0.64
18:AR:31:LEU:N	18:AR:31:LEU:HD23	2.10	0.64
26:B1:5:CYS:SG	26:B1:62:VAL:HA	2.38	0.64
35:BA:1080:C:O2'	35:BA:1081:U:H5'	1.98	0.64
35:BA:787:U:OP1	35:BA:1780:A:N6	2.31	0.64
39:BE:38:THR:CG2	39:BE:39:PRO:HD2	2.27	0.64
1:AA:1510:U:H2'	1:AA:1511:G:C8	2.32	0.64
1:AA:559:A:H4'	1:AA:560:U:C5'	2.27	0.64
45:BN:21:LYS:HD2	45:BN:26:LEU:HB3	1.80	0.64
3:AC:123:GLN:HB3	3:AC:128:PHE:HD2	1.62	0.64
35:BA:216:A:H2'	35:BA:217:G:H8	1.61	0.64
1:AA:1076:C:H5'	1:AA:1077:G:OP2	1.97	0.64
19:AS:24:ALA:O	19:AS:25:LYS:HB2	1.97	0.64
35:BA:1358:G:O2'	35:BA:1359:A:H5''	1.98	0.64
19:AS:11:VAL:O	19:AS:11:VAL:HG13	1.96	0.64
3:AC:70:VAL:CG1	3:AC:71:ALA:N	2.60	0.64
46:BO:104:ARG:CZ	51:BT:33:LYS:HD2	2.28	0.64
35:BA:286:C:H2'	35:BA:287:C:C6	2.32	0.64
1:AA:1445:C:H2'	1:AA:1446:U:H5'	1.79	0.64
35:BA:1826:G:H4'	38:BD:242:ARG:NH2	2.06	0.64
35:BA:814:C:H2'	35:BA:815:C:C6	2.33	0.64
26:B1:86:SER:HB2	26:B1:90:ILE:CD1	2.28	0.64
26:B1:45:ASN:C	26:B1:45:ASN:HD22	2.00	0.64
36:BB:20:C:H2'	36:BB:21:G:H5'	1.79	0.64
35:BA:2462:U:H2'	35:BA:2463:C:H6	1.62	0.64

Continued on next page...

Continued from previous page...

Atom-1	Atom-2	Interatomic distance (Å)	Clash overlap (Å)
35:BA:296:C:O2'	35:BA:297:C:H5'	1.98	0.64
4:AD:158:ILE:HG22	4:AD:162:LEU:HD12	1.80	0.64
1:AA:449:C:O2	16:AP:42:ARG:HD2	1.97	0.64
15:AO:31:LEU:CD2	15:AO:31:LEU:N	2.59	0.64
40:BF:114:VAL:HG21	40:BF:202:PHE:CE1	2.32	0.64
41:BG:35:GLU:O	41:BG:36:LYS:HB3	1.97	0.64
1:AA:636:U:H2'	1:AA:637:G:H8	1.63	0.64
35:BA:267:C:H2'	35:BA:268:C:H6	1.61	0.64
39:BE:105:THR:OG1	39:BE:199:ARG:NH2	2.30	0.64
41:BG:60:LEU:C	41:BG:63:ILE:HD11	2.18	0.64
35:BA:2892:A:H62	35:BA:2893:G:H21	1.45	0.64
24:AY:491:VAL:HG12	24:AY:492:ASP:N	2.13	0.64
35:BA:360:G:H2'	35:BA:361:G:H8	1.62	0.64
35:BA:910:A:C5	48:BQ:13:GLN:HG3	2.33	0.64
49:BR:9:LYS:C	49:BR:10:LEU:HG	2.16	0.64
49:BR:10:LEU:HD22	49:BR:17:ARG:HD3	1.80	0.64
1:AA:1391:U:H2'	1:AA:1392:G:C8	2.33	0.64
45:BN:35:ARG:HB3	45:BN:42:TRP:CH2	2.33	0.64
30:B5:43:HIS:HD2	35:BA:2815:C:O2'	1.79	0.64
36:BB:54:G:O2'	36:BB:55:U:H5'	1.97	0.64
38:BD:232:PRO:HD2	38:BD:249:PRO:HA	1.80	0.64
35:BA:564:C:O2'	35:BA:565:C:H5'	1.97	0.64
11:AK:108:ILE:HD12	11:AK:108:ILE:N	2.13	0.64
53:BV:35:LEU:HB2	53:BV:57:VAL:HG12	1.80	0.64
2:AB:27:LYS:HD3	2:AB:195:ASP:OD2	1.98	0.64
51:BT:28:VAL:CG1	51:BT:46:GLU:HA	2.28	0.63
50:BS:85:VAL:C	50:BS:106:ARG:HG2	2.17	0.63
43:BK:58:THR:O	43:BK:66:THR:HG22	1.97	0.63
43:BK:29:GLN:O	43:BK:59:ILE:HD12	1.98	0.63
43:BK:58:THR:HB	43:BK:66:THR:HG22	1.79	0.63
1:AA:1250:A:H2'	1:AA:1251:A:C8	2.33	0.63
34:B9:6:SER:HB2	35:BA:2466:C:H5''	1.80	0.63
35:BA:2820:A:H8	39:BE:191:PRO:CB	2.11	0.63
43:BK:93:ARG:HB2	57:BZ:112:ARG:NH2	2.12	0.63
27:B2:17:SER:CB	27:B2:18:PRO:HD2	2.26	0.63
24:AY:613:PRO:C	24:AY:615:GLU:N	2.42	0.63
4:AD:5:ILE:HA	4:AD:115:ARG:HH12	1.63	0.63
35:BA:1721:G:H8	35:BA:1741:A:H62	1.45	0.63
35:BA:1434:A:H61	35:BA:1558:A:N6	1.96	0.63
1:AA:512:U:H2'	1:AA:513:C:C6	2.33	0.63
35:BA:2815:C:H2'	35:BA:2816:C:C6	2.33	0.63

Continued on next page...

Continued from previous page...

Atom-1	Atom-2	Interatomic distance (Å)	Clash overlap (Å)
14:AN:8:GLU:O	14:AN:11:LYS:HB2	1.97	0.63
10:AJ:21:GLN:HG2	10:AJ:21:GLN:O	1.97	0.63
2:AB:153:ARG:C	2:AB:155:LEU:H	2.00	0.63
1:AA:830:G:H2'	1:AA:831:U:H6	1.63	0.63
2:AB:233:SER:HB2	2:AB:234:PRO:CD	2.28	0.63
1:AA:756:C:O2'	1:AA:757:U:H5'	1.98	0.63
1:AA:1301:U:H3'	1:AA:1302:U:H5''	1.79	0.63
2:AB:147:LYS:CE	2:AB:148:TYR:CE1	2.75	0.63
35:BA:2051:A:H4'	39:BE:141:ILE:HD13	1.78	0.63
10:AJ:4:ILE:N	10:AJ:4:ILE:HD12	2.12	0.63
27:B2:66:GLU:O	27:B2:69:ARG:HG2	1.98	0.63
31:B6:15:GLU:OE1	31:B6:44:ARG:NH2	2.32	0.63
15:AO:17:ARG:HD3	15:AO:26:GLU:HG3	1.80	0.63
35:BA:946:G:H2'	35:BA:947:G:C8	2.32	0.63
41:BG:16:ARG:HE	41:BG:31:VAL:CG1	2.10	0.63
42:BH:42:ARG:HH11	42:BH:42:ARG:HG3	1.63	0.63
35:BA:2762:G:H5'	35:BA:2762:G:H8	1.57	0.63
2:AB:87:ARG:O	2:AB:87:ARG:HD2	1.97	0.63
28:B3:29:ARG:HB2	28:B3:29:ARG:NH1	2.13	0.63
56:BY:95:LYS:HE2	56:BY:101:LYS:H	1.62	0.63
1:AA:673:G:H2'	1:AA:674:G:C8	2.33	0.63
35:BA:120:U:H5'	35:BA:121:G:OP1	1.97	0.63
35:BA:2122:U:H1'	37:BC:167:ASP:OD2	1.99	0.63
51:BT:132:LYS:HD3	51:BT:132:LYS:H	1.63	0.63
38:BD:112:GLN:H	38:BD:115:GLN:NE2	1.96	0.63
12:AL:24:VAL:HG13	12:AL:98:TYR:CE2	2.33	0.63
1:AA:1065:U:C2'	1:AA:1066:C:OP2	2.45	0.63
35:BA:902:C:H2'	35:BA:903:C:H6	1.63	0.63
40:BF:3:GLU:HA	40:BF:24:LEU:CG	2.22	0.63
35:BA:965:C:C4'	35:BA:2273:A:H1'	2.29	0.63
43:BK:10:LEU:HD12	43:BK:57:ILE:HD13	1.80	0.63
43:BK:17:ALA:HB1	43:BK:38:VAL:HG22	1.75	0.63
12:AL:6:THR:HG23	12:AL:9:GLN:NE2	2.09	0.63
47:BP:23:PRO:HB2	47:BP:33:ARG:NE	2.14	0.63
26:B1:6:GLU:OE1	26:B1:61:ARG:N	2.30	0.63
13:AM:3:ARG:HA	13:AM:9:ILE:HG13	1.80	0.63
38:BD:196:VAL:HG12	38:BD:196:VAL:O	1.96	0.63
5:AE:12:LEU:CD1	5:AE:12:LEU:H	2.10	0.63
1:AA:54:C:H2'	1:AA:352:C:N4	2.14	0.63
56:BY:86:ARG:HB3	56:BY:88:LYS:NZ	2.14	0.63
1:AA:1202:G:C2	14:AN:42:ILE:HG21	2.34	0.63

Continued on next page...

Continued from previous page...

Atom-1	Atom-2	Interatomic distance (Å)	Clash overlap (Å)
4:AD:36:ARG:HH11	4:AD:36:ARG:HB3	1.62	0.63
35:BA:63:U:OP1	35:BA:63:U:H4'	1.97	0.63
35:BA:271(M):G:H2'	35:BA:271(N):U:H5''	1.80	0.63
1:AA:1299:A:H2'	1:AA:1299:A:N3	2.12	0.63
24:AY:156:ARG:HH22	24:AY:666:ARG:HH11	1.43	0.63
52:BU:54:LYS:O	52:BU:58:ARG:HG3	1.99	0.63
10:AJ:48:THR:HG23	10:AJ:62:HIS:ND1	2.12	0.63
36:BB:48:A:H2'	36:BB:49:C:C6	2.34	0.63
50:BS:67:ARG:NH2	50:BS:100:ALA:HB3	2.13	0.63
10:AJ:33:GLN:O	10:AJ:75:ILE:HG12	1.98	0.63
1:AA:182:U:H5'	1:AA:183:G:P	2.39	0.63
5:AE:76:ILE:HD11	5:AE:142:LEU:HD21	1.80	0.63
24:AY:636:PRO:CG	43:BK:21:PRO:HB2	2.29	0.63
48:BQ:12:GLN:HE21	48:BQ:73:PRO:CD	2.08	0.63
40:BF:160:ASN:HD21	40:BF:162:LEU:CD1	2.11	0.63
35:BA:674:G:H2'	35:BA:804:A:H61	1.62	0.63
13:AM:108:ARG:HD2	13:AM:108:ARG:N	2.12	0.63
35:BA:1787:A:H5''	35:BA:1788:C:OP2	1.98	0.63
1:AA:294:U:H2'	1:AA:295:C:C6	2.33	0.63
38:BD:227:ASN:HB3	38:BD:228:PRO:HD2	1.79	0.63
24:AY:606:MET:O	24:AY:646:PHE:HA	1.99	0.63
1:AA:1410:G:H2'	1:AA:1411:C:H6	1.63	0.63
40:BF:185:ASP:HA	40:BF:188:ARG:HG2	1.79	0.63
16:AP:1:MET:SD	16:AP:3:LYS:HE3	2.37	0.63
37:BC:117:THR:HG22	37:BC:147:GLY:O	1.98	0.63
41:BG:85:GLY:C	41:BG:87:PRO:HD3	2.19	0.63
56:BY:12:THR:HG23	56:BY:25:GLY:O	1.99	0.63
26:B1:81:LYS:NZ	35:BA:271(H):G:O3'	2.29	0.63
35:BA:319:C:P	40:BF:137:LYS:HZ3	2.22	0.63
1:AA:953:G:H5'	1:AA:965:A:H61	1.63	0.63
45:BN:120:LEU:CD1	45:BN:122:VAL:HG23	2.28	0.63
24:AY:180:VAL:CG2	24:AY:216:LEU:HD12	2.28	0.63
24:AY:237:PRO:HB2	24:AY:242:LEU:HG	1.81	0.63
39:BE:69:LYS:O	39:BE:70:ALA:C	2.36	0.63
35:BA:2097:C:O2'	35:BA:2098:U:H5'	1.98	0.63
35:BA:839:U:H2'	35:BA:840:C:C6	2.33	0.63
1:AA:352:C:H4'	1:AA:354:G:OP1	1.98	0.63
49:BR:87:TYR:O	49:BR:89:ASP:N	2.30	0.63
22:AV:38:A:H2'	22:AV:39:C:O4'	1.99	0.63
2:AB:111:ARG:NH1	2:AB:111:ARG:HG2	2.13	0.63
1:AA:584:G:H2'	1:AA:585:G:H8	1.62	0.63

Continued on next page...

Continued from previous page...

Atom-1	Atom-2	Interatomic distance (Å)	Clash overlap (Å)
35:BA:1068:G:H21	35:BA:1096:A:H5'	1.63	0.63
24:AY:231:TYR:HE2	44:BL:80:LEU:HD23	1.63	0.63
25:B0:34:GLY:HA3	35:BA:2353:G:H1'	1.80	0.63
3:AC:127:ARG:HG2	3:AC:127:ARG:HH11	1.63	0.63
1:AA:715:A:H2'	1:AA:716:A:C8	2.33	0.63
35:BA:35:G:O2'	35:BA:36:G:H5'	1.99	0.63
46:BO:47:ILE:CG2	46:BO:48:PRO:HD2	2.29	0.63
9:AI:5:TYR:CD1	9:AI:6:GLY:N	2.67	0.63
2:AB:77:ALA:HB2	2:AB:211:ILE:HD13	1.79	0.63
31:B6:11:LEU:HD13	31:B6:11:LEU:C	2.18	0.63
31:B6:47:THR:HG23	31:B6:48:VAL:H	1.63	0.63
38:BD:124:PRO:O	38:BD:126:GLN:HG2	1.98	0.63
35:BA:1145:C:H2'	35:BA:1146:C:C6	2.33	0.63
38:BD:155:LEU:CD1	38:BD:155:LEU:N	2.61	0.63
24:AY:485:GLU:HG3	24:AY:553:GLY:HA3	1.80	0.63
50:BS:50:SER:O	50:BS:51:ALA:HB2	1.99	0.63
26:B1:45:ASN:HD22	26:B1:46:LEU:N	1.95	0.63
1:AA:254:G:OP1	17:AQ:67:LYS:O	2.17	0.63
56:BY:2:ARG:HD3	56:BY:3:VAL:HG23	1.81	0.63
45:BN:133:GLN:CG	45:BN:134:ARG:N	2.61	0.63
1:AA:630:G:H2'	1:AA:631:G:H5'	1.80	0.63
35:BA:2203:U:H1'	38:BD:151:LYS:HE3	1.80	0.63
45:BN:26:LEU:O	45:BN:26:LEU:HD12	1.99	0.63
51:BT:132:LYS:CD	51:BT:132:LYS:H	2.12	0.63
35:BA:572:A:C2	35:BA:2033:A:C2	2.86	0.63
35:BA:1291:C:H2'	35:BA:1292:U:C6	2.33	0.63
53:BV:87:HIS:NE2	53:BV:89:GLN:HG2	2.14	0.63
35:BA:64:A:H2'	35:BA:65:C:C6	2.33	0.63
35:BA:848:G:C2	35:BA:933:A:H1'	2.34	0.63
52:BU:53:ARG:HG3	52:BU:57:PHE:HE1	1.62	0.63
51:BT:29:ARG:NE	51:BT:30:VAL:HG13	2.13	0.63
31:B6:45:LYS:HG2	35:BA:2371:G:H5''	1.81	0.63
55:BX:7:VAL:HB	55:BX:8:ILE:HD12	1.80	0.63
19:AS:20:LEU:HA	19:AS:23:ASN:HB2	1.80	0.63
35:BA:941:A:H4'	47:BP:35:HIS:HE1	1.62	0.63
35:BA:1639:U:O2'	35:BA:1640:C:H5''	1.99	0.63
36:BB:16:G:N2	36:BB:69:G:H1'	2.14	0.63
1:AA:1321:C:C3'	1:AA:1322:C:H5''	2.29	0.63
35:BA:840:C:H2'	35:BA:841:A:H5''	1.80	0.63
1:AA:384:G:H2'	1:AA:385:C:C6	2.34	0.63
24:AY:135:PHE:CD1	24:AY:272:LEU:HD22	2.34	0.63

Continued on next page...

Continued from previous page...

Atom-1	Atom-2	Interatomic distance (Å)	Clash overlap (Å)
35:BA:145:G:H2'	35:BA:146:G:C8	2.34	0.63
35:BA:889:C:H2'	35:BA:890:A:O4'	1.99	0.63
7:AG:100:ALA:O	7:AG:104:LEU:HD23	1.98	0.63
52:BU:72:HIS:HE1	52:BU:107:ALA:HB2	1.64	0.63
30:B5:2:ALA:HB2	35:BA:2015:A:O4'	1.99	0.63
24:AY:97:SER:HA	24:AY:100:VAL:CG1	2.28	0.63
31:B6:48:VAL:O	31:B6:49:HIS:HB2	1.97	0.63
24:AY:286:ILE:N	24:AY:286:ILE:HD12	2.14	0.63
35:BA:154(A):C:H3'	35:BA:155:U:H5''	1.81	0.63
44:BL:73:ARG:HG2	44:BL:73:ARG:NH1	2.07	0.63
48:BQ:87:LYS:HG2	48:BQ:88:GLY:N	2.10	0.63
26:B1:90:ILE:O	26:B1:94:LEU:HD12	1.99	0.63
24:AY:181:LEU:CD1	24:AY:242:LEU:HD13	2.28	0.63
35:BA:2241:A:H2'	35:BA:2242:G:H8	1.61	0.63
1:AA:1284:C:H3'	1:AA:1285:A:C5'	2.27	0.63
35:BA:2192:G:C3'	35:BA:2193:G:H5''	2.29	0.63
38:BD:153:ALA:C	38:BD:154:LYS:HG3	2.19	0.63
38:BD:78:LYS:HG2	38:BD:79:VAL:N	2.13	0.63
1:AA:1368:G:H5'	9:AI:112:LYS:O	1.98	0.63
35:BA:2472:G:H3'	35:BA:2475:C:N4	2.14	0.63
35:BA:996:A:H2'	35:BA:997:G:H8	1.63	0.63
52:BU:117:GLN:HA	52:BU:117:GLN:OE1	1.99	0.63
41:BG:97:ASP:O	41:BG:101:ILE:N	2.31	0.63
58:AY:701:FUA:C15	58:AY:701:FUA:C32	2.77	0.63
1:AA:1137:C:H4'	1:AA:1138:G:C2	2.34	0.63
25:B0:49:LYS:O	25:B0:51:VAL:HG23	1.98	0.63
10:AJ:63:PHE:HB3	14:AN:58:LYS:CA	2.29	0.63
35:BA:674:G:H1'	40:BF:74:ARG:HD3	1.80	0.63
35:BA:1993:U:C5'	39:BE:128:SER:HB3	2.28	0.63
35:BA:1237:A:O2'	35:BA:1238:G:O4'	2.16	0.63
41:BG:180:PHE:O	41:BG:181:ARG:C	2.37	0.63
1:AA:28:G:O2'	1:AA:296:U:OP1	2.16	0.63
57:BZ:155:LEU:HG	57:BZ:157:LEU:HD21	1.80	0.63
1:AA:275:G:H5''	17:AQ:14:LYS:CB	2.29	0.63
45:BN:17:ASP:CG	45:BN:56:ASN:HB3	2.18	0.63
57:BZ:59:LEU:HD11	57:BZ:88:PHE:CD2	2.34	0.62
29:B4:53:GLU:HB3	29:B4:55:ARG:HE	1.64	0.62
35:BA:2050:C:H2'	35:BA:2051:A:O4'	1.98	0.62
27:B2:38:GLN:C	27:B2:40:SER:H	2.03	0.62
40:BF:32:LEU:O	40:BF:32:LEU:HD23	1.98	0.62
24:AY:526:VAL:HB	24:AY:566:THR:HG23	1.81	0.62

Continued on next page...

Continued from previous page...

Atom-1	Atom-2	Interatomic distance (Å)	Clash overlap (Å)
26:B1:30:VAL:H	35:BA:2396:G:H4'	1.64	0.62
42:BH:41:MET:O	42:BH:42:ARG:CB	2.47	0.62
42:BH:76:VAL:HG12	42:BH:77:LYS:N	2.13	0.62
20:AT:75:ASN:H	20:AT:75:ASN:ND2	1.97	0.62
37:BC:115:VAL:HG12	37:BC:145:THR:CG2	2.29	0.62
53:BV:81:TYR:C	53:BV:82:ARG:HD2	2.19	0.62
1:AA:72:C:H2'	1:AA:73:G:H8	1.63	0.62
1:AA:115:G:H1'	1:AA:116:A:N7	2.14	0.62
3:AC:179:ARG:NH2	3:AC:206:GLU:OE2	2.31	0.62
46:BO:10:VAL:HG23	46:BO:10:VAL:O	1.98	0.62
38:BD:10:THR:HG23	38:BD:13:ARG:HB3	1.81	0.62
55:BX:57:LEU:HD13	55:BX:57:LEU:N	2.13	0.62
37:BC:124:VAL:HA	37:BC:128:LEU:HD12	1.81	0.62
42:BH:171:LEU:HD23	42:BH:171:LEU:C	2.20	0.62
1:AA:1218:C:H2'	1:AA:1219:U:C6	2.34	0.62
41:BG:102:PHE:CD2	41:BG:103:LEU:HD23	2.33	0.62
10:AJ:3:LYS:NZ	10:AJ:76:ASN:HA	2.13	0.62
35:BA:303:U:H2'	35:BA:304:G:C8	2.34	0.62
35:BA:363(A):A:H2'	35:BA:363(B):G:H8	1.64	0.62
38:BD:130:ALA:C	38:BD:131:LEU:HD12	2.20	0.62
39:BE:36:ARG:NH2	39:BE:88:GLY:H	1.98	0.62
36:BB:85:G:O2'	36:BB:86:G:H5'	1.99	0.62
4:AD:61:LYS:HE2	4:AD:62:GLN:NE2	2.12	0.62
27:B2:47:ASN:HD22	35:BA:94(A):G:H21	1.47	0.62
35:BA:637:A:H2'	47:BP:117:GLU:OE2	1.98	0.62
35:BA:653:A:H5'	35:BA:654:A:OP2	1.99	0.62
42:BH:52:VAL:O	42:BH:52:VAL:HG12	1.98	0.62
4:AD:129:ASN:N	4:AD:129:ASN:HD22	1.96	0.62
36:BB:60:C:H2'	36:BB:61:G:C8	2.33	0.62
35:BA:2846:G:H2'	35:BA:2847:U:O4'	1.99	0.62
35:BA:1168:G:H2'	35:BA:1169:G:H8	1.65	0.62
29:B4:31:ILE:HG22	29:B4:31:ILE:O	1.99	0.62
35:BA:2794:C:N4	35:BA:2801(A):A:H61	1.96	0.62
35:BA:1515:G:H2'	35:BA:1516:C:C6	2.34	0.62
24:AY:177:ILE:C	24:AY:178:ILE:HD12	2.19	0.62
35:BA:1133:U:O2	35:BA:1137:G:H5''	1.98	0.62
39:BE:8:LYS:HE2	39:BE:192:ASN:HD22	1.62	0.62
54:BW:1:MET:CE	54:BW:2:GLU:H	2.12	0.62
46:BO:4:PRO:O	46:BO:5:GLN:HB2	1.96	0.62
24:AY:39:ILE:HG22	24:AY:40:HIS:N	2.14	0.62
35:BA:1713:U:O2'	35:BA:1714:G:H5'	1.99	0.62

Continued on next page...

Continued from previous page...

Atom-1	Atom-2	Interatomic distance (Å)	Clash overlap (Å)
1:AA:936:C:O2'	1:AA:937:A:H5'	1.99	0.62
1:AA:1005:A:OP1	1:AA:1006:C:N3	2.33	0.62
41:BG:98:ARG:NH1	41:BG:98:ARG:H	1.97	0.62
24:AY:25:LYS:HE3	59:AY:702:GDP:PB	2.38	0.62
33:B8:33:ASN:O	33:B8:34:TRP:HB3	1.98	0.62
35:BA:947:G:H2'	35:BA:948:G:H8	1.63	0.62
35:BA:2469:A:H2	35:BA:2481:G:N2	1.96	0.62
35:BA:580:C:H2'	35:BA:581:C:C6	2.34	0.62
1:AA:1435:G:H2'	1:AA:1436:U:C5	2.35	0.62
35:BA:1218:C:H2'	35:BA:1219:G:C8	2.34	0.62
13:AM:81:LEU:HD12	13:AM:86:CYS:SG	2.40	0.62
1:AA:1351:U:O4'	7:AG:33:ASP:HB3	1.99	0.62
20:AT:89:ARG:HD2	20:AT:104:LEU:CD1	2.30	0.62
35:BA:654(R):C:HO2'	35:BA:654(S):G:H8	1.46	0.62
35:BA:784:A:H5''	38:BD:227:ASN:ND2	2.14	0.62
1:AA:368:U:OP2	24:AY:353:ALA:HB2	1.99	0.62
41:BG:35:GLU:HG2	41:BG:36:LYS:HD2	1.81	0.62
23:AX:19:U:H2'	23:AX:20:U:C6	2.33	0.62
35:BA:1412:A:O2'	35:BA:1413:G:H5'	1.99	0.62
35:BA:1308:A:H2'	35:BA:1309:G:O4'	1.99	0.62
10:AJ:16:LEU:HD23	10:AJ:94:VAL:HG13	1.81	0.62
38:BD:72:LYS:HB3	38:BD:75:ILE:HB	1.81	0.62
55:BX:3:THR:O	55:BX:4:ALA:HB3	2.00	0.62
1:AA:665:A:H2'	1:AA:725:G:N2	2.13	0.62
1:AA:417:C:H2'	1:AA:418:C:C6	2.34	0.62
39:BE:11:MET:CB	39:BE:24:THR:HA	2.29	0.62
52:BU:83:LEU:HD12	52:BU:113:ALA:HB2	1.81	0.62
35:BA:559:G:H22	52:BU:49:HIS:CD2	2.18	0.62
10:AJ:6:ILE:O	10:AJ:71:LEU:HD12	1.99	0.62
31:B6:35:GLU:CB	31:B6:51:GLU:HB2	2.29	0.62
3:AC:70:VAL:CG1	3:AC:71:ALA:H	2.13	0.62
1:AA:1522:U:H6	1:AA:1522:U:O5'	1.83	0.62
1:AA:1030(D):A:C2'	1:AA:1031:G:H5'	2.27	0.62
1:AA:1198:G:H2'	1:AA:1199:U:O4'	1.99	0.62
12:AL:70:ILE:HD12	12:AL:75:HIS:CD2	2.33	0.62
45:BN:15:LEU:HD12	45:BN:136:GLU:HG3	1.80	0.62
35:BA:2186:G:C3'	35:BA:2187:G:H5''	2.30	0.62
6:AF:9:VAL:HB	6:AF:87:ARG:HB2	1.81	0.62
35:BA:2202:C:H2'	38:BD:151:LYS:HZ1	1.65	0.62
57:BZ:135:GLU:O	57:BZ:137:ILE:HG12	1.99	0.62
24:AY:446:THR:O	24:AY:448:GLN:HG2	2.00	0.62

Continued on next page...

Continued from previous page...

Atom-1	Atom-2	Interatomic distance (Å)	Clash overlap (Å)
40:BF:38:ARG:O	40:BF:42:ALA:HB2	1.99	0.62
48:BQ:3:MET:HB2	48:BQ:4:PRO:HD2	1.80	0.62
19:AS:6:LYS:NZ	19:AS:6:LYS:H	1.97	0.62
35:BA:2809:A:OP2	35:BA:2891:G:N1	2.33	0.62
51:BT:88:ILE:HG22	51:BT:89:VAL:HG23	1.82	0.62
43:BK:17:ALA:HB3	43:BK:38:VAL:HG13	1.82	0.62
3:AC:134:ILE:O	3:AC:137:ALA:N	2.32	0.62
36:BB:67:G:O2'	36:BB:68:C:H5'	1.99	0.62
9:AI:48:GLU:N	9:AI:49:PRO:CD	2.62	0.62
39:BE:38:THR:O	39:BE:42:ASP:HB2	1.98	0.62
13:AM:19:LEU:HD22	13:AM:19:LEU:N	2.13	0.62
35:BA:1721:G:O6	35:BA:1739:U:H5'	1.99	0.62
5:AE:36:ASP:O	5:AE:37:ARG:HB2	1.99	0.62
1:AA:368:U:O4'	24:AY:354:ARG:NH2	2.33	0.62
35:BA:2472:G:H3'	35:BA:2475:C:H42	1.65	0.62
35:BA:657:U:H2'	35:BA:658:C:C6	2.34	0.62
11:AK:126:ARG:O	11:AK:128:ALA:N	2.33	0.62
1:AA:992:U:H4'	1:AA:993:G:O5'	2.00	0.62
53:BV:19:LYS:HG2	53:BV:94:LEU:HB2	1.80	0.62
16:AP:9:PHE:HE2	16:AP:18:ARG:CZ	2.11	0.62
19:AS:58:VAL:O	19:AS:60:VAL:HG12	2.00	0.62
1:AA:1142:G:C2'	1:AA:1143:G:H5'	2.30	0.62
47:BP:47:ASP:HB3	47:BP:48:PRO:CA	2.28	0.62
35:BA:319:C:P	40:BF:137:LYS:NZ	2.73	0.62
35:BA:1656:C:H2'	35:BA:1657:C:H6	1.63	0.62
10:AJ:50:ILE:CD1	10:AJ:50:ILE:H	2.10	0.62
35:BA:191:A:O2'	35:BA:192:C:H5'	1.99	0.62
1:AA:475:G:O2'	1:AA:476:G:H5'	1.99	0.62
35:BA:1494:A:C2'	35:BA:1495:A:H5''	2.30	0.62
35:BA:566:U:O2'	35:BA:567:A:H5'	2.00	0.62
24:AY:248:LYS:O	24:AY:248:LYS:HG2	1.99	0.62
39:BE:4:ILE:HG13	39:BE:5:LEU:N	2.15	0.62
35:BA:1073:A:H2'	35:BA:1074:G:H5'	1.80	0.62
57:BZ:156:LYS:O	57:BZ:158:PRO:HD3	1.99	0.62
52:BU:47:TYR:HA	52:BU:50:ARG:HH11	1.65	0.62
35:BA:2577:A:C5'	35:BA:2578:G:H5'	2.28	0.62
50:BS:67:ARG:HB3	50:BS:71:ARG:NH2	2.14	0.62
50:BS:87:PHE:CG	50:BS:88:ASP:N	2.67	0.62
41:BG:97:ASP:O	41:BG:101:ILE:HB	1.99	0.62
24:AY:411:VAL:HG23	24:AY:459:LEU:HD22	1.80	0.62
33:B8:48:PHE:O	33:B8:49:VAL:CG1	2.44	0.62

Continued on next page...

Continued from previous page...

Atom-1	Atom-2	Interatomic distance (Å)	Clash overlap (Å)
30:B5:45:VAL:HG22	30:B5:51:TYR:CE2	2.35	0.62
35:BA:1567:A:H5'	38:BD:58:HIS:CD2	2.35	0.62
47:BP:85:LEU:CD1	47:BP:120:ALA:HB2	2.29	0.62
1:AA:265:G:H2'	1:AA:267:C:H5	1.65	0.62
57:BZ:108:PRO:HA	57:BZ:142:SER:HA	1.81	0.62
57:BZ:107:THR:HG23	57:BZ:111:VAL:CG2	2.30	0.62
51:BT:57:PHE:O	51:BT:59:THR:HG23	1.98	0.62
1:AA:597:G:H1'	1:AA:644:G:N2	2.14	0.62
4:AD:64:LEU:HB2	4:AD:198:VAL:HG11	1.82	0.62
18:AR:44:LEU:CD2	18:AR:79:LEU:HD22	2.30	0.62
1:AA:1512:U:H2'	1:AA:1513:A:C8	2.35	0.62
1:AA:202:U:H5'	1:AA:203:U:H5	1.64	0.62
3:AC:150:LYS:HB2	3:AC:169:ALA:HB2	1.82	0.62
35:BA:1161:C:H2'	35:BA:1162:G:C8	2.35	0.62
35:BA:144:C:H2'	35:BA:145:G:H8	1.65	0.62
1:AA:122:G:O2'	1:AA:123:C:H5'	1.98	0.62
1:AA:1008:C:H2'	1:AA:1009:G:H8	1.64	0.62
35:BA:878:A:H2'	35:BA:879:G:O4'	2.00	0.62
3:AC:11:ARG:O	3:AC:13:GLY:N	2.33	0.62
35:BA:2406:U:C2	47:BP:72:PRO:HB2	2.35	0.62
57:BZ:9:TYR:OH	57:BZ:63:ASP:OD2	2.18	0.62
1:AA:1219:U:H2'	1:AA:1220:G:C8	2.34	0.62
2:AB:31:TYR:HE2	2:AB:200:ILE:HD12	1.64	0.62
50:BS:24:LEU:CB	50:BS:85:VAL:HG12	2.20	0.62
51:BT:24:PRO:HD3	51:BT:52:ILE:HD11	1.81	0.62
35:BA:2712:U:HO2'	35:BA:2712(A):A:H8	0.75	0.62
33:B8:4:MET:O	33:B8:62:LEU:HD12	1.99	0.62
49:BR:7:GLY:O	49:BR:8:ARG:CB	2.46	0.62
35:BA:528:A:H2	35:BA:2043:C:C4'	2.13	0.62
35:BA:483:A:H3'	35:BA:484:C:H6	1.65	0.62
24:AY:343:ASN:C	24:AY:343:ASN:HD22	2.03	0.62
35:BA:2040:C:H2'	35:BA:2041:U:O4'	2.00	0.62
1:AA:636:U:H2'	1:AA:637:G:C8	2.34	0.62
2:AB:233:SER:CB	2:AB:234:PRO:CD	2.77	0.62
35:BA:145:G:H2'	35:BA:146:G:H8	1.64	0.62
11:AK:60:ALA:O	11:AK:61:ALA:C	2.36	0.62
28:B3:4:LEU:HD11	28:B3:39:ASP:OD1	2.00	0.62
30:B5:3:LYS:HD2	30:B5:5:PRO:HD2	1.79	0.62
51:BT:28:VAL:O	51:BT:28:VAL:HG12	2.00	0.62
56:BY:28:LYS:HE3	56:BY:30:VAL:HG22	1.82	0.62
35:BA:2348:U:H2'	35:BA:2349:G:H5'	1.81	0.62

Continued on next page...

Continued from previous page...

Atom-1	Atom-2	Interatomic distance (Å)	Clash overlap (Å)
8:AH:104:ARG:O	8:AH:105:ARG:C	2.38	0.62
47:BP:17:LYS:O	47:BP:17:LYS:HG2	1.99	0.62
12:AL:33:ARG:HG3	12:AL:60:LEU:HD12	1.82	0.62
48:BQ:55:VAL:HG13	48:BQ:56:ARG:N	2.15	0.62
6:AF:3:ARG:CG	6:AF:3:ARG:HH11	2.13	0.62
24:AY:154:GLN:CA	24:AY:158:GLY:HA2	2.29	0.62
1:AA:1377:A:H2'	7:AG:7:ALA:HB2	1.82	0.62
11:AK:48:ILE:HG22	11:AK:49:GLY:N	2.14	0.62
40:BF:4:VAL:HA	40:BF:19:GLU:HB3	1.81	0.62
24:AY:494:GLU:HG3	24:AY:511:LYS:HE2	1.80	0.62
6:AF:15:ASP:C	6:AF:17:SER:N	2.53	0.62
1:AA:22:G:O2'	1:AA:23:C:H5'	2.00	0.62
5:AE:122:GLU:O	5:AE:123:LEU:HD23	1.99	0.62
55:BX:12:VAL:HB	55:BX:17:ALA:CB	2.12	0.62
52:BU:47:TYR:HA	52:BU:50:ARG:NH1	2.13	0.62
2:AB:163:PHE:CD1	2:AB:185:ILE:HG13	2.35	0.62
31:B6:47:THR:CG2	31:B6:49:HIS:CE1	2.83	0.62
30:B5:48:GLU:O	30:B5:49:CYS:HB3	1.98	0.62
45:BN:94:HIS:N	45:BN:95:PRO:CD	2.62	0.62
47:BP:38:GLN:HG3	47:BP:41:ARG:HG3	1.81	0.62
35:BA:1314:C:C6	35:BA:1314:C:H5'	2.27	0.62
35:BA:545:C:H2'	35:BA:545:C:O2	1.99	0.62
25:B0:42:GLY:HA3	35:BA:2331:G:O4'	2.00	0.62
38:BD:229:VAL:HG23	38:BD:230:ASP:N	2.15	0.62
35:BA:622:G:OP2	47:BP:108:LYS:NZ	2.29	0.62
40:BF:185:ASP:HA	40:BF:188:ARG:CG	2.30	0.62
35:BA:1649:G:O2'	35:BA:1650:G:H5'	2.00	0.62
30:B5:25:LEU:HD12	54:BW:19:LEU:HB3	1.80	0.62
29:B4:12:ALA:HB1	29:B4:29:PRO:HA	1.82	0.62
35:BA:428:A:H3'	35:BA:429:A:C8	2.35	0.62
53:BV:19:LYS:CE	53:BV:20:LEU:H	2.12	0.61
35:BA:2247:A:O2'	35:BA:2248:C:H5'	2.00	0.61
52:BU:55:ARG:HA	52:BU:58:ARG:CG	2.30	0.61
35:BA:1009:A:H1'	52:BU:59:ARG:NH1	2.15	0.61
40:BF:24:LEU:HB3	40:BF:25:PRO:CD	2.29	0.61
1:AA:1403:C:O2	1:AA:1403:C:H2'	2.00	0.61
38:BD:95:LEU:CD1	38:BD:103:ARG:O	2.44	0.61
35:BA:651:G:H2'	35:BA:652:C:H5'	1.81	0.61
48:BQ:55:VAL:CG1	48:BQ:56:ARG:N	2.62	0.61
12:AL:38:THR:CG2	12:AL:57:LYS:HB3	2.28	0.61
24:AY:230:LYS:NZ	24:AY:237:PRO:HA	2.14	0.61

Continued on next page...

Continued from previous page...

Atom-1	Atom-2	Interatomic distance (Å)	Clash overlap (Å)
35:BA:676:A:H1'	35:BA:2443:C:H1'	1.82	0.61
49:BR:21:TYR:HB3	49:BR:47:PHE:CE2	2.33	0.61
35:BA:1516:C:O2'	35:BA:1517:G:H5''	1.98	0.61
24:AY:177:ILE:HG13	24:AY:188:TYR:HE2	1.64	0.61
35:BA:900:A:C8	35:BA:900:A:H5'	2.35	0.61
35:BA:2039:C:H2'	35:BA:2040:C:H6	1.65	0.61
35:BA:176:G:O2'	35:BA:177:G:H5'	2.00	0.61
42:BH:89:ILE:HD12	42:BH:89:ILE:C	2.21	0.61
1:AA:219:C:H2'	1:AA:220:G:O4'	1.99	0.61
3:AC:127:ARG:HG2	3:AC:127:ARG:NH1	2.15	0.61
15:AO:43:LEU:CD1	15:AO:56:LEU:HD22	2.30	0.61
38:BD:76:PRO:HG2	38:BD:98:VAL:HG21	1.81	0.61
46:BO:1:MET:HG3	46:BO:67:LYS:HG2	1.81	0.61
35:BA:2115:G:N3	35:BA:2117:A:N7	2.48	0.61
24:AY:250:THR:O	24:AY:252:ASP:N	2.32	0.61
53:BV:19:LYS:CA	53:BV:19:LYS:HE2	2.30	0.61
38:BD:32:SER:O	38:BD:36:PRO:CG	2.36	0.61
35:BA:212:G:C5'	35:BA:212:G:H8	2.08	0.61
52:BU:82:GLY:HA2	52:BU:117:GLN:HE21	1.65	0.61
19:AS:9:VAL:HG21	29:B4:53:GLU:CG	2.29	0.61
24:AY:424:LEU:O	24:AY:427:ALA:HB3	2.00	0.61
40:BF:20:LEU:HB3	40:BF:23:ASP:OD2	2.00	0.61
57:BZ:149:SER:CB	57:BZ:173:ALA:HB2	2.25	0.61
35:BA:2137:C:O2'	35:BA:2138:C:H5'	2.00	0.61
35:BA:1819:A:H1'	35:BA:1821:A:C6	2.35	0.61
4:AD:56:VAL:HG12	4:AD:202:LEU:HD13	1.82	0.61
18:AR:37:VAL:C	18:AR:39:VAL:H	2.04	0.61
47:BP:41:ARG:HA	47:BP:41:ARG:NH1	2.15	0.61
1:AA:322:C:H4'	20:AT:23:ARG:HD2	1.82	0.61
35:BA:1717:G:C3'	35:BA:1718:G:H5''	2.30	0.61
35:BA:528:A:C2	35:BA:2043:C:H5'	2.34	0.61
48:BQ:21:THR:O	48:BQ:22:LYS:HB3	1.98	0.61
6:AF:15:ASP:C	6:AF:17:SER:H	2.03	0.61
1:AA:1016:A:H2'	1:AA:1017:G:O4'	2.01	0.61
35:BA:768:G:H2'	35:BA:769:G:C8	2.35	0.61
24:AY:17:ILE:N	24:AY:17:ILE:HD12	2.15	0.61
35:BA:240:G:C3'	35:BA:241:A:H5''	2.23	0.61
51:BT:106:SER:HA	51:BT:110:ILE:HG12	1.81	0.61
45:BN:39:ARG:HB2	45:BN:41:ASP:OD1	2.00	0.61
1:AA:1031:G:H2'	1:AA:1032:G:H5'	1.81	0.61
35:BA:2297:C:C2'	35:BA:2298:A:H5'	2.31	0.61

Continued on next page...

Continued from previous page...

Atom-1	Atom-2	Interatomic distance (Å)	Clash overlap (Å)
35:BA:1654:A:OP2	49:BR:3:HIS:HB2	2.00	0.61
1:AA:255:G:O6	1:AA:266:G:O6	2.17	0.61
35:BA:1035:U:H2'	35:BA:1036:G:C8	2.35	0.61
20:AT:48:LYS:HB3	20:AT:51:GLU:HG2	1.82	0.61
35:BA:1516:C:H2'	35:BA:1517:G:C5'	2.30	0.61
1:AA:189:G:H2'	1:AA:189(A):C:H6	1.64	0.61
48:BQ:110:THR:HG23	48:BQ:113:GLN:HG3	1.80	0.61
35:BA:30:G:O2'	35:BA:31:C:H5'	1.99	0.61
35:BA:877:U:O2'	35:BA:878:A:H5''	2.00	0.61
15:AO:39:LEU:HD13	15:AO:56:LEU:HB2	1.80	0.61
35:BA:2115:G:C3'	35:BA:2116:G:H5''	2.30	0.61
25:B0:74:ARG:HG3	25:B0:74:ARG:HH11	1.64	0.61
35:BA:418:G:H2'	35:BA:419:C:C6	2.35	0.61
35:BA:2804:C:H2'	35:BA:2805:G:C8	2.35	0.61
25:B0:16:SER:OG	35:BA:2261:C:H3'	2.00	0.61
35:BA:848:G:H5'	35:BA:849:A:OP2	2.01	0.61
35:BA:850:C:O2'	35:BA:851:U:H5'	2.00	0.61
35:BA:614(A):U:H4'	35:BA:614(B):G:C5'	2.30	0.61
35:BA:615:G:OP2	40:BF:40:GLN:NE2	2.29	0.61
31:B6:37:ARG:NH2	35:BA:2286:A:N6	2.49	0.61
31:B6:47:THR:HG23	31:B6:48:VAL:N	2.15	0.61
38:BD:142:VAL:HG23	38:BD:192:THR:C	2.20	0.61
1:AA:1499:A:H1'	1:AA:1520:G:H5'	1.82	0.61
35:BA:648:G:H2'	35:BA:649:G:C8	2.35	0.61
47:BP:102:ARG:O	47:BP:102:ARG:HG2	2.00	0.61
47:BP:112:LEU:H	47:BP:128:HIS:CD2	2.18	0.61
35:BA:203:C:H3'	35:BA:204:A:H5''	1.81	0.61
38:BD:134:ARG:HG3	38:BD:135:PHE:HD1	1.66	0.61
35:BA:2464:C:O2'	35:BA:2465:C:H6	1.82	0.61
20:AT:26:ASN:HB2	20:AT:71:THR:HG23	1.81	0.61
35:BA:1833:U:H2'	35:BA:1834:U:C6	2.30	0.61
35:BA:1884:A:H2'	35:BA:1885:A:C5'	2.28	0.61
39:BE:101:ARG:HE	39:BE:171:GLU:HB2	1.65	0.61
51:BT:54:ARG:HA	51:BT:59:THR:HB	1.82	0.61
42:BH:105:LEU:HD21	42:BH:113:VAL:HB	1.81	0.61
19:AS:64:GLU:C	29:B4:48:ARG:HH22	2.02	0.61
48:BQ:109:VAL:CG1	48:BQ:113:GLN:HB2	2.30	0.61
35:BA:528:A:H2	35:BA:2043:C:H4'	1.65	0.61
49:BR:28:LEU:HD22	49:BR:29:LEU:HD12	1.83	0.61
24:AY:225:GLU:HB2	24:AY:228:MET:HE1	1.82	0.61
35:BA:1075:C:H5'	35:BA:1076:C:OP2	2.00	0.61

Continued on next page...

Continued from previous page...

Atom-1	Atom-2	Interatomic distance (Å)	Clash overlap (Å)
35:BA:2422:A:H4'	35:BA:2423:U:OP1	1.99	0.61
39:BE:170:LEU:HD12	39:BE:170:LEU:H	1.65	0.61
37:BC:195:ARG:HH11	37:BC:195:ARG:HG3	1.64	0.61
35:BA:426:C:O2'	35:BA:427:U:H5'	2.01	0.61
1:AA:1082:G:O2'	1:AA:1083:U:H5'	2.01	0.61
1:AA:60:A:H5''	1:AA:331:G:H22	1.65	0.61
1:AA:1268:A:H2'	1:AA:1269:A:C8	2.36	0.61
30:B5:4:HIS:HB3	30:B5:5:PRO:CD	2.29	0.61
41:BG:34:LEU:HB2	41:BG:99:MET:CE	2.30	0.61
43:BK:109:LYS:HA	43:BK:112:MET:HE2	1.81	0.61
43:BK:57:ILE:HD12	43:BK:57:ILE:H	1.65	0.61
43:BK:6:ALA:HB1	43:BK:8:VAL:HG23	1.82	0.61
3:AC:83:ARG:NH1	3:AC:87:LEU:HD21	2.16	0.61
1:AA:1490:C:C6	1:AA:1490:C:C5'	2.83	0.61
3:AC:140:ARG:HG3	3:AC:140:ARG:NH1	2.11	0.61
12:AL:28:LYS:O	12:AL:29:GLY:C	2.38	0.61
1:AA:624:C:H2'	1:AA:625:G:C8	2.36	0.61
26:B1:46:LEU:HB2	26:B1:62:VAL:O	1.99	0.61
1:AA:1281:U:H5''	1:AA:1282:C:H5	1.63	0.61
27:B2:55:ARG:HH11	27:B2:55:ARG:HG3	1.64	0.61
24:AY:221:ALA:C	24:AY:223:PHE:H	2.02	0.61
24:AY:379:GLY:O	24:AY:380:LEU:HB2	2.01	0.61
33:B8:4:MET:HE1	33:B8:61:LEU:HD22	1.82	0.61
1:AA:382:A:H2'	1:AA:383:A:C8	2.35	0.61
1:AA:197:A:N6	1:AA:221:C:H4'	2.16	0.61
7:AG:22:LEU:HD23	7:AG:22:LEU:O	2.00	0.61
35:BA:271(U):G:O2'	35:BA:271(V):G:H5'	2.00	0.61
50:BS:62:LYS:O	50:BS:65:VAL:HB	2.00	0.61
1:AA:415:A:H2'	1:AA:416:G:C8	2.35	0.61
35:BA:2415:G:H4'	47:BP:67:MET:N	2.16	0.61
35:BA:2632:A:N3	39:BE:61:ARG:NH1	2.49	0.61
35:BA:2891:G:H4'	35:BA:2892:A:OP1	2.01	0.61
51:BT:50:ILE:HG13	51:BT:102:ILE:HD11	1.82	0.61
45:BN:67:LEU:HD23	45:BN:87:LEU:HB3	1.82	0.61
27:B2:48:HIS:CD2	35:BA:96:G:H4'	2.35	0.61
35:BA:686:G:N2	35:BA:788:A:H61	1.98	0.61
48:BQ:76:LYS:HB3	48:BQ:91:GLU:CG	2.29	0.61
3:AC:178:LEU:O	3:AC:180:ALA:N	2.33	0.61
29:B4:22:ILE:CG2	29:B4:23:GLU:N	2.62	0.61
54:BW:17:VAL:O	54:BW:20:VAL:HG22	1.98	0.61
7:AG:21:VAL:HG23	7:AG:22:LEU:H	1.64	0.61

Continued on next page...

Continued from previous page...

Atom-1	Atom-2	Interatomic distance (Å)	Clash overlap (Å)
1:AA:1217:C:O2	1:AA:1217:C:H2'	1.99	0.61
24:AY:525:PHE:CD1	24:AY:525:PHE:N	2.68	0.61
35:BA:2662:A:H2'	35:BA:2663:G:O4'	2.01	0.61
41:BG:131:TYR:CE2	41:BG:133:LEU:HB3	2.34	0.61
35:BA:85:G:H2'	35:BA:86:C:H5'	1.83	0.61
19:AS:15:LEU:O	19:AS:19:VAL:HB	2.00	0.61
13:AM:97:PRO:CA	13:AM:110:ARG:HD3	2.24	0.61
35:BA:288:C:O2'	35:BA:289:A:H5'	2.01	0.61
8:AH:120:THR:HG23	8:AH:123:GLU:OE1	2.00	0.61
11:AK:15:ALA:HA	11:AK:76:GLY:O	2.00	0.61
24:AY:314:PHE:CE1	24:AY:315:LYS:HB2	2.35	0.61
57:BZ:166:SER:HB2	57:BZ:167:PRO:CA	2.30	0.61
7:AG:78:ARG:HH11	7:AG:78:ARG:CG	2.12	0.61
35:BA:2696:U:H2'	35:BA:2697:G:C8	2.35	0.61
38:BD:138:VAL:HG23	38:BD:165:ILE:HG22	1.82	0.61
57:BZ:86:VAL:HG12	57:BZ:87:ASP:N	2.15	0.61
1:AA:662:G:H2'	1:AA:663:A:H8	1.63	0.61
35:BA:759:G:H2'	35:BA:760:G:C8	2.33	0.61
35:BA:2193:G:H2'	35:BA:2194:G:C5'	2.30	0.61
38:BD:146:GLU:HB2	38:BD:189:CYS:HB3	1.82	0.61
29:B4:50:VAL:O	29:B4:51:ASP:CB	2.49	0.61
38:BD:76:PRO:HG2	38:BD:98:VAL:CG2	2.31	0.61
50:BS:30:ARG:NH2	50:BS:62:LYS:HD2	2.15	0.61
35:BA:2244:U:O2	35:BA:2434:A:H2'	2.00	0.61
41:BG:130:ASN:OD1	41:BG:160:VAL:HA	2.01	0.61
17:AQ:45:HIS:CB	17:AQ:65:ILE:HD13	2.31	0.61
39:BE:45:THR:O	39:BE:46:ALA:HB2	2.01	0.61
4:AD:29:PRO:C	4:AD:30:LYS:HG2	2.20	0.61
38:BD:35:LYS:HD2	38:BD:36:PRO:CA	2.30	0.61
22:AV:47:U:H3'	22:AV:48:C:C5'	2.29	0.61
24:AY:35:TYR:HE2	24:AY:269:VAL:HB	1.66	0.61
1:AA:1142:G:H2'	1:AA:1143:G:H5'	1.82	0.61
27:B2:3:LEU:O	27:B2:7:ARG:NH1	2.34	0.61
26:B1:80:LEU:HD23	26:B1:81:LYS:H	1.66	0.61
33:B8:50:LEU:C	33:B8:53:PRO:HD2	2.21	0.61
35:BA:833:U:H5''	47:BP:48:PRO:HB3	1.83	0.61
47:BP:62:LEU:CD2	47:BP:62:LEU:N	2.62	0.61
47:BP:67:MET:O	47:BP:68:GLN:HG3	2.01	0.61
1:AA:1310:G:O2'	1:AA:1311:G:H5'	2.00	0.61
35:BA:1485:G:H8	35:BA:1485:G:H5'	1.65	0.61
51:BT:23:ARG:O	51:BT:25:GLY:N	2.31	0.61

Continued on next page...

Continued from previous page...

Atom-1	Atom-2	Interatomic distance (Å)	Clash overlap (Å)
51:BT:89:VAL:CG1	51:BT:91:ARG:HG3	2.31	0.61
1:AA:1226:C:N4	13:AM:104:ARG:HD2	2.15	0.61
6:AF:46:ARG:HH22	18:AR:37:VAL:HG21	1.64	0.61
35:BA:1947:C:O2'	35:BA:1948:G:H5''	2.01	0.61
26:B1:90:ILE:O	26:B1:94:LEU:CD1	2.49	0.61
12:AL:47:LYS:HB3	12:AL:48:PRO:HD2	1.83	0.61
35:BA:2746:U:O2'	35:BA:2747:G:H5'	2.00	0.61
39:BE:50:GLY:HA2	39:BE:78:LEU:HB3	1.83	0.61
56:BY:44:ILE:HG22	56:BY:45:VAL:N	2.13	0.61
35:BA:688:U:H4'	35:BA:1780:A:C2	2.36	0.61
17:AQ:44:ALA:HA	17:AQ:71:PHE:O	2.00	0.61
30:B5:27:PRO:CD	54:BW:23:LEU:HD11	2.31	0.61
1:AA:188:C:H2'	1:AA:189:G:C8	2.36	0.61
54:BW:6:ILE:HG13	54:BW:104:THR:HG23	1.81	0.61
24:AY:225:GLU:O	24:AY:228:MET:HB3	2.00	0.61
35:BA:216:A:H2'	35:BA:217:G:C8	2.36	0.61
4:AD:80:GLU:OE1	4:AD:80:GLU:HA	1.99	0.61
35:BA:1794:U:O2'	35:BA:1795:C:H5'	2.00	0.61
1:AA:677:U:H3	1:AA:713:G:H22	1.49	0.61
56:BY:42:VAL:O	56:BY:65:ALA:N	2.32	0.61
35:BA:723:G:H2'	35:BA:724:U:C6	2.35	0.61
35:BA:86:C:H4'	35:BA:104:U:O2	2.00	0.61
56:BY:27:VAL:HG12	56:BY:29:GLU:H	1.66	0.61
56:BY:28:LYS:O	56:BY:38:ILE:HG22	2.00	0.61
56:BY:8:LYS:N	56:BY:8:LYS:HD2	2.16	0.61
38:BD:48:ARG:HG3	38:BD:48:ARG:HH11	1.66	0.61
26:B1:73:LEU:CD2	26:B1:94:LEU:HD23	2.30	0.61
45:BN:35:ARG:O	45:BN:37:LYS:N	2.34	0.61
3:AC:10:PHE:CE1	3:AC:178:LEU:HD11	2.36	0.61
18:AR:59:SER:H	18:AR:62:GLU:CB	2.13	0.61
35:BA:1061:U:H4'	35:BA:1070:A:H1'	1.81	0.61
51:BT:62:THR:CG2	51:BT:75:ILE:HG13	2.30	0.61
2:AB:22:LYS:HE2	2:AB:22:LYS:CA	2.29	0.61
1:AA:943:U:C2'	1:AA:944:G:H5'	2.30	0.61
12:AL:90:VAL:O	12:AL:92:ASP:N	2.33	0.61
13:AM:10:PRO:CG	13:AM:18:ALA:HB1	2.31	0.61
11:AK:21:ILE:CD1	11:AK:21:ILE:N	2.63	0.61
57:BZ:115:GLY:HA2	57:BZ:177:PRO:CD	2.30	0.61
35:BA:1718:G:H5'	35:BA:1718:G:C8	2.34	0.61
1:AA:194:C:C2'	1:AA:195:A:H5''	2.31	0.61
48:BQ:18:LYS:N	48:BQ:18:LYS:HD2	2.16	0.61

Continued on next page...

Continued from previous page...

Atom-1	Atom-2	Interatomic distance (Å)	Clash overlap (Å)
35:BA:52:A:O2'	35:BA:53:A:H5'	2.00	0.61
35:BA:570:G:H2'	35:BA:2030:A:C5	2.36	0.61
53:BV:2:PHE:CE1	53:BV:13:ARG:NH1	2.68	0.61
29:B4:16:CYS:SG	29:B4:17:GLY:N	2.74	0.61
25:B0:14:ARG:HB2	25:B0:14:ARG:NH1	2.15	0.61
19:AS:40:ILE:O	19:AS:40:ILE:HG22	2.01	0.61
35:BA:2014:A:H4'	54:BW:92:ARG:HH12	1.65	0.61
24:AY:463:VAL:O	24:AY:467:LYS:HB3	2.00	0.61
35:BA:1023:U:H2'	35:BA:1024:G:H5'	1.83	0.61
28:B3:15:TYR:HD1	28:B3:15:TYR:H	1.48	0.61
3:AC:90:GLU:HA	3:AC:93:LYS:HB3	1.82	0.61
10:AJ:47:PHE:CZ	14:AN:37:PHE:CE1	2.82	0.61
4:AD:170:VAL:HG21	4:AD:176:LEU:HD22	1.83	0.61
2:AB:168:THR:HG23	2:AB:192:SER:CB	2.27	0.61
7:AG:120:ILE:HG22	7:AG:124:LEU:CD1	2.30	0.61
54:BW:68:ARG:HA	54:BW:110:LYS:CG	2.30	0.61
29:B4:2:LYS:HB2	36:BB:40:U:O4	2.00	0.61
36:BB:40:U:H5''	36:BB:41:U:OP2	2.00	0.61
13:AM:15:VAL:HG12	13:AM:45:VAL:HG22	1.82	0.61
37:BC:139:PRO:HA	37:BC:145:THR:CG2	2.31	0.61
43:BK:132:ARG:NH1	43:BK:132:ARG:HG3	2.14	0.61
35:BA:640:C:C4	35:BA:641:C:N4	2.68	0.61
35:BA:610:G:N2	35:BA:619:G:H1'	2.16	0.61
15:AO:5:LYS:O	15:AO:9:GLN:HG2	2.01	0.61
35:BA:419:C:H2'	35:BA:420:C:H6	1.66	0.61
35:BA:1850:G:H5'	35:BA:1851:U:OP2	2.00	0.61
35:BA:2081:C:H2'	35:BA:2082:A:H8	1.66	0.61
35:BA:1685:C:O2'	35:BA:1686:C:H5'	2.01	0.61
41:BG:18:GLU:HA	41:BG:18:GLU:OE1	2.01	0.61
6:AF:7:ASN:OD1	6:AF:62:TRP:HD1	1.84	0.61
35:BA:1306:C:H2'	35:BA:1307:A:H8	1.65	0.61
35:BA:1614:A:H2'	35:BA:1615:C:H5'	1.81	0.61
55:BX:12:VAL:CG1	55:BX:27:THR:HG23	2.31	0.60
38:BD:270:ILE:HD12	38:BD:270:ILE:N	2.16	0.60
2:AB:48:MET:HA	2:AB:51:LEU:HD12	1.83	0.60
10:AJ:78:ASN:HB2	10:AJ:81:THR:HG23	1.83	0.60
40:BF:124:LEU:HD12	40:BF:125:LEU:N	2.16	0.60
50:BS:36:TYR:O	50:BS:37:ALA:HB2	2.00	0.60
8:AH:127:LEU:HB3	8:AH:129:VAL:HG13	1.81	0.60
47:BP:83:VAL:H	47:BP:115:LEU:CD2	2.14	0.60
42:BH:137:ASP:HB3	42:BH:140:LYS:HB2	1.82	0.60

Continued on next page...

Continued from previous page...

Atom-1	Atom-2	Interatomic distance (Å)	Clash overlap (Å)
24:AY:517:LEU:HB3	24:AY:521:SER:HB2	1.82	0.60
55:BX:18:TYR:HD1	55:BX:21:PHE:HE2	1.48	0.60
35:BA:292:C:O2'	35:BA:293:U:H5'	2.01	0.60
35:BA:2870:C:H2'	35:BA:2871:C:O4'	2.00	0.60
38:BD:260:ARG:HG3	38:BD:260:ARG:O	2.00	0.60
52:BU:70:ARG:HH11	52:BU:70:ARG:HG3	1.65	0.60
35:BA:1045:A:N3	35:BA:1047:G:N2	2.49	0.60
46:BO:87:ILE:HD13	46:BO:87:ILE:N	2.16	0.60
52:BU:112:ARG:HH22	53:BV:46:VAL:HG11	1.64	0.60
51:BT:28:VAL:HG22	51:BT:47:GLY:N	2.15	0.60
31:B6:54:ILE:HD12	31:B6:54:ILE:O	2.01	0.60
39:BE:63:LEU:O	39:BE:64:LYS:C	2.39	0.60
51:BT:99:LEU:O	51:BT:99:LEU:HD12	2.00	0.60
9:AI:114:TYR:HD2	10:AJ:60:ARG:HG3	1.66	0.60
24:AY:92:ILE:HG23	24:AY:93:GLU:N	2.16	0.60
35:BA:365:C:C6	35:BA:365:C:H5'	2.36	0.60
35:BA:448:U:O4	35:BA:583:G:H1'	2.00	0.60
24:AY:180:VAL:HG23	24:AY:216:LEU:CD1	2.30	0.60
3:AC:6:HIS:HD2	3:AC:7:PRO:HD2	1.66	0.60
57:BZ:29:TYR:CB	57:BZ:34:ASN:HB2	2.31	0.60
35:BA:2629:A:N3	35:BA:2629:A:H2'	2.15	0.60
4:AD:98:GLU:HG2	4:AD:189:PRO:HG3	1.83	0.60
1:AA:1347:G:H3'	9:AI:108:VAL:O	2.00	0.60
35:BA:555:U:H2'	35:BA:556:G:C8	2.36	0.60
2:AB:74:LYS:O	2:AB:75:LYS:C	2.40	0.60
49:BR:78:LYS:CG	49:BR:78:LYS:O	2.48	0.60
35:BA:570:G:H2'	35:BA:2030:A:N7	2.16	0.60
24:AY:646:PHE:O	24:AY:647:VAL:HG13	2.00	0.60
3:AC:108:ASN:HD22	3:AC:111:LEU:HD12	1.66	0.60
2:AB:137:ARG:C	2:AB:137:ARG:HD3	2.22	0.60
16:AP:7:ALA:O	16:AP:17:TYR:HA	2.00	0.60
37:BC:88:GLU:HA	37:BC:95:VAL:HG21	1.83	0.60
24:AY:75:LYS:O	24:AY:77:HIS:CD2	2.55	0.60
28:B3:44:ARG:O	28:B3:48:GLU:HG2	2.02	0.60
51:BT:29:ARG:HB3	51:BT:85:LYS:HA	1.83	0.60
56:BY:11:ASP:O	56:BY:27:VAL:HA	2.01	0.60
56:BY:28:LYS:C	56:BY:38:ILE:HG22	2.21	0.60
33:B8:51:ALA:C	33:B8:53:PRO:HD2	2.20	0.60
40:BF:10:PRO:HG2	40:BF:13:SER:OG	2.01	0.60
40:BF:9:ILE:HG12	40:BF:14:PRO:HA	1.84	0.60
35:BA:319:C:O2'	35:BA:320:A:H5'	2.02	0.60

Continued on next page...

Continued from previous page...

Atom-1	Atom-2	Interatomic distance (Å)	Clash overlap (Å)
40:BF:25:PRO:CG	40:BF:119:ARG:HB2	2.32	0.60
1:AA:346:G:H2'	1:AA:347:G:O4'	2.01	0.60
3:AC:43:LEU:HD22	3:AC:47:LEU:HD22	1.82	0.60
10:AJ:49:VAL:HG23	14:AN:41:ARG:HB2	1.81	0.60
35:BA:2591:C:H2'	35:BA:2592:G:H8	1.60	0.60
39:BE:110:GLY:O	49:BR:2:ARG:HD3	2.01	0.60
24:AY:64:THR:HG23	24:AY:64:THR:O	2.00	0.60
57:BZ:30:ASN:ND2	57:BZ:31:ARG:HG3	2.16	0.60
7:AG:146:GLU:OE2	7:AG:149:ARG:HD2	2.01	0.60
35:BA:49:A:H5''	35:BA:51:G:O4'	2.00	0.60
55:BX:41:ASN:C	55:BX:43:VAL:H	2.04	0.60
9:AI:73:GLN:O	9:AI:76:ALA:N	2.35	0.60
21:AU:6:ARG:HE	21:AU:15:ARG:NH2	1.99	0.60
1:AA:1061:G:O2'	1:AA:1062:U:H5'	2.01	0.60
9:AI:4:TYR:CE1	9:AI:88:TYR:CD2	2.89	0.60
45:BN:2:LYS:HZ1	53:BV:12:TYR:CA	2.15	0.60
53:BV:40:LEU:CA	53:BV:45:THR:HB	2.30	0.60
41:BG:46:ALA:CB	41:BG:88:ILE:HG12	2.32	0.60
41:BG:63:ILE:HD12	41:BG:63:ILE:C	2.21	0.60
35:BA:1845:G:H2'	35:BA:1846:G:C5'	2.22	0.60
57:BZ:171:ILE:HG13	57:BZ:172:ALA:N	2.16	0.60
47:BP:9:ASN:H	47:BP:10:PRO:CD	2.15	0.60
35:BA:1043:C:C3'	35:BA:1044:G:H5''	2.32	0.60
43:BK:56:GLU:O	43:BK:67:PHE:HA	2.00	0.60
3:AC:86:VAL:CG2	3:AC:87:LEU:N	2.64	0.60
35:BA:2716:U:O2'	35:BA:2717:G:H5'	2.01	0.60
57:BZ:77:ASP:C	57:BZ:78:LYS:HD3	2.21	0.60
25:B0:43:THR:HG22	35:BA:2331:G:O2'	2.02	0.60
35:BA:2593:U:H2'	35:BA:2594:C:C6	2.36	0.60
16:AP:60:LEU:HD23	16:AP:64:ALA:HB3	1.82	0.60
57:BZ:119:GLU:O	57:BZ:121:HIS:N	2.34	0.60
24:AY:12:LEU:O	24:AY:283:PRO:HD3	2.01	0.60
1:AA:404:U:H2'	1:AA:405:U:C6	2.36	0.60
5:AE:100:VAL:HG23	5:AE:100:VAL:O	2.01	0.60
1:AA:1300:G:O2'	1:AA:1301:U:P	2.59	0.60
35:BA:852:G:H2'	35:BA:853:G:H8	1.66	0.60
35:BA:2287:A:N6	35:BA:2344:U:N3	2.47	0.60
35:BA:319:C:OP1	40:BF:137:LYS:NZ	2.34	0.60
51:BT:89:VAL:CG1	51:BT:91:ARG:CG	2.80	0.60
55:BX:8:ILE:HD11	55:BX:42:ALA:O	2.02	0.60
35:BA:274:G:O2'	35:BA:275:G:H5''	2.02	0.60

Continued on next page...

Continued from previous page...

Atom-1	Atom-2	Interatomic distance (Å)	Clash overlap (Å)
18:AR:37:VAL:O	18:AR:39:VAL:N	2.34	0.60
10:AJ:64:GLU:HG2	14:AN:59:ALA:HB2	1.83	0.60
20:AT:26:ASN:HA	20:AT:29:LYS:HG2	1.82	0.60
18:AR:58:LEU:HD12	18:AR:58:LEU:N	2.16	0.60
57:BZ:103:ARG:HB2	57:BZ:136:PHE:HB2	1.83	0.60
57:BZ:42:VAL:CG1	57:BZ:43:GLU:H	2.14	0.60
28:B3:28:LEU:CD2	28:B3:35:ARG:HD2	2.32	0.60
24:AY:605:ILE:HD12	24:AY:605:ILE:N	2.14	0.60
35:BA:1578:U:C2'	35:BA:1579:A:H5''	2.31	0.60
48:BQ:24:GLY:O	48:BQ:102:VAL:HG23	2.02	0.60
24:AY:416:LYS:CD	24:AY:417:THR:H	2.14	0.60
35:BA:139(A):G:H22	55:BX:44:GLU:CD	2.05	0.60
35:BA:799:G:OP2	35:BA:800:A:H3'	2.02	0.60
39:BE:8:LYS:HG2	39:BE:192:ASN:HA	1.84	0.60
1:AA:1379:G:H4'	7:AG:156:TRP:HH2	1.66	0.60
35:BA:1305:C:O2'	35:BA:1306:C:H5'	2.00	0.60
57:BZ:127:LYS:HB3	57:BZ:127:LYS:NZ	2.17	0.60
1:AA:1504:G:OP1	1:AA:1507:A:H4'	2.01	0.60
16:AP:28:ARG:HG2	16:AP:28:ARG:HH11	1.66	0.60
51:BT:28:VAL:HG21	51:BT:46:GLU:CG	2.27	0.60
24:AY:97:SER:HA	24:AY:100:VAL:HG12	1.83	0.60
35:BA:1484:G:H2'	35:BA:1485:G:H5''	1.84	0.60
42:BH:20:ALA:HB1	42:BH:21:PRO:CD	2.32	0.60
34:B9:22:ARG:NH2	35:BA:2741:A:OP1	2.35	0.60
35:BA:1858:G:H2'	35:BA:1883:G:H22	1.67	0.60
24:AY:215:LYS:HA	24:AY:218:GLU:HB3	1.84	0.60
1:AA:1321:C:C5'	1:AA:1322:C:H5''	2.32	0.60
56:BY:31:LEU:HB2	56:BY:32:PRO:CA	2.30	0.60
35:BA:1494:A:N3	35:BA:1494:A:H5'	2.17	0.60
35:BA:1841:U:H2'	35:BA:1842:G:H8	1.67	0.60
40:BF:18:ARG:C	40:BF:19:GLU:HG2	2.21	0.60
1:AA:450:G:H1	1:AA:483:C:H42	1.46	0.60
42:BH:18:GLU:HB2	42:BH:25:LYS:HB2	1.84	0.60
19:AS:58:VAL:HG23	19:AS:58:VAL:O	2.01	0.60
27:B2:33:MET:O	27:B2:37:PHE:HD1	1.85	0.60
31:B6:45:LYS:HG2	35:BA:2371:G:C5'	2.30	0.60
35:BA:2344:U:O2'	35:BA:2345:G:H5''	2.02	0.60
35:BA:2373:G:H2'	35:BA:2374:C:C6	2.36	0.60
35:BA:947:G:H2'	35:BA:948:G:C8	2.37	0.60
35:BA:2021:C:H4'	35:BA:2022:U:OP2	2.01	0.60
1:AA:973:G:O4'	10:AJ:55:LYS:HE2	2.01	0.60

Continued on next page...

Continued from previous page...

Atom-1	Atom-2	Interatomic distance (Å)	Clash overlap (Å)
51:BT:51:ARG:O	51:BT:61:PHE:HA	2.01	0.60
35:BA:1467:C:H5	35:BA:1546:C:H2'	1.66	0.60
13:AM:10:PRO:HG3	13:AM:18:ALA:HB1	1.84	0.60
48:BQ:137:TYR:CD1	48:BQ:137:TYR:N	2.69	0.60
53:BV:82:ARG:HD2	53:BV:82:ARG:N	2.16	0.60
40:BF:199:TRP:O	40:BF:202:PHE:HB3	2.01	0.60
35:BA:2377:A:H2'	35:BA:2378:A:C8	2.37	0.60
1:AA:376:G:H2'	1:AA:377:G:H8	1.66	0.60
47:BP:132:LYS:O	47:BP:136:GLU:HG2	2.01	0.60
25:B0:23:VAL:HG13	25:B0:38:VAL:HG22	1.82	0.60
16:AP:32:TYR:O	16:AP:32:TYR:HD1	1.84	0.60
10:AJ:82:ILE:H	10:AJ:82:ILE:HD13	1.66	0.60
2:AB:169:LYS:O	2:AB:169:LYS:HD3	2.02	0.60
35:BA:272(G):C:H42	35:BA:363(C):G:H1	1.50	0.60
1:AA:6:G:H2'	5:AE:119:LEU:CD1	2.31	0.60
1:AA:1277:C:H3'	1:AA:1277:C:C6	2.36	0.60
35:BA:813:U:H2'	35:BA:814:C:C5	2.35	0.60
4:AD:108:LEU:HG	4:AD:176:LEU:HD13	1.82	0.60
35:BA:1538:G:H2'	35:BA:1539:G:H8	1.64	0.60
2:AB:21:ARG:HD2	2:AB:39:ILE:HG12	1.84	0.60
35:BA:1865:G:C2'	35:BA:1866:C:H5''	2.32	0.60
31:B6:40:CYS:HB2	31:B6:46:HIS:ND1	2.17	0.60
1:AA:161:A:H2'	1:AA:162:A:C8	2.37	0.60
35:BA:1216:G:N2	35:BA:1234:U:H1'	2.16	0.60
37:BC:4:HIS:ND1	37:BC:8:TYR:HE2	1.99	0.60
45:BN:82:LEU:HD23	45:BN:82:LEU:C	2.22	0.60
1:AA:313:A:O2'	1:AA:314:C:H5'	2.02	0.60
57:BZ:9:TYR:CD2	57:BZ:35:ARG:NH2	2.70	0.60
1:AA:1017:G:H2'	1:AA:1018:C:C6	2.36	0.60
35:BA:2681:C:H5	35:BA:2725:A:H62	1.47	0.60
1:AA:955:U:H2'	1:AA:956:U:C6	2.37	0.60
54:BW:12:ILE:HG13	54:BW:42:ARG:NH1	2.17	0.60
4:AD:25:ARG:HG2	4:AD:25:ARG:HH11	1.66	0.60
35:BA:614(A):U:O2'	35:BA:614(B):G:H5'	2.01	0.60
10:AJ:33:GLN:N	10:AJ:75:ILE:HD11	2.17	0.60
51:BT:89:VAL:C	51:BT:91:ARG:H	2.04	0.60
25:B0:51:VAL:HG22	25:B0:81:VAL:HG23	1.83	0.60
1:AA:965:A:C2	1:AA:969:A:C2	2.90	0.60
34:B9:4:ARG:HH12	35:BA:2477:C:N4	1.99	0.60
47:BP:85:LEU:HA	47:BP:88:LEU:HB3	1.83	0.60
42:BH:149:ARG:HA	42:BH:162:ILE:CG1	2.31	0.60

Continued on next page...

Continued from previous page...

Atom-1	Atom-2	Interatomic distance (Å)	Clash overlap (Å)
39:BE:49:LEU:N	39:BE:49:LEU:HD22	2.17	0.60
35:BA:2820:A:H8	39:BE:191:PRO:HB3	1.67	0.60
26:B1:18:ILE:HG21	26:B1:20:ARG:NE	2.16	0.60
1:AA:631:G:H5'	1:AA:631:G:H8	1.66	0.60
36:BB:74:U:H2'	36:BB:75:G:H5'	1.84	0.60
6:AF:2:ARG:HD3	6:AF:92:LYS:HE3	1.82	0.60
29:B4:22:ILE:HG22	29:B4:23:GLU:N	2.17	0.60
57:BZ:115:GLY:H	57:BZ:177:PRO:HG3	1.66	0.60
1:AA:460:G:H5'	1:AA:461:A:OP2	2.02	0.60
1:AA:218:C:H5'	1:AA:470:C:N4	2.17	0.60
24:AY:512:ILE:H	24:AY:512:ILE:CD1	2.14	0.60
43:BK:13:PRO:HA	43:BK:52:ILE:HA	1.83	0.60
35:BA:74:A:O2'	35:BA:75:G:OP2	2.15	0.60
35:BA:1935:G:H1'	35:BA:1964:G:N2	2.17	0.60
35:BA:229:A:H3'	35:BA:230:U:H5'	1.84	0.60
2:AB:160:ASP:O	2:AB:161:ALA:HB2	2.01	0.60
1:AA:423:G:H2'	1:AA:424:G:H5'	1.83	0.60
20:AT:14:LYS:O	20:AT:18:GLN:HG3	2.02	0.60
24:AY:206:LEU:O	24:AY:209:ALA:HB3	2.02	0.60
35:BA:1824:G:OP1	38:BD:52:ARG:HD3	2.01	0.60
41:BG:98:ARG:HH11	41:BG:98:ARG:CG	2.00	0.60
31:B6:17:LYS:HB2	31:B6:44:ARG:NH1	2.16	0.60
33:B8:52:LYS:HE2	35:BA:834:C:H4'	1.82	0.60
56:BY:84:ARG:CD	56:BY:97:ARG:HH11	2.14	0.60
50:BS:36:TYR:CD1	50:BS:36:TYR:N	2.69	0.60
50:BS:51:ALA:HB3	50:BS:73:LEU:HB2	1.82	0.60
47:BP:83:VAL:H	47:BP:115:LEU:HD21	1.67	0.60
35:BA:1058:G:H21	43:BK:126:MET:CE	2.14	0.60
24:AY:510:VAL:HG13	24:AY:569:ASP:O	2.01	0.60
35:BA:408:G:O2'	35:BA:409:C:H5'	2.02	0.60
37:BC:34:ALA:HA	37:BC:40:GLU:OE2	2.01	0.60
4:AD:98:GLU:CG	4:AD:189:PRO:HG3	2.32	0.60
30:B5:27:PRO:CG	54:BW:23:LEU:HD11	2.31	0.60
4:AD:153:ARG:HG2	4:AD:153:ARG:NH1	2.16	0.60
39:BE:51:PHE:CD1	39:BE:52:LEU:CD1	2.84	0.60
19:AS:61:TYR:CD2	19:AS:62:ILE:N	2.66	0.60
41:BG:119:GLY:HA3	41:BG:181:ARG:H	1.65	0.60
37:BC:29:LEU:C	37:BC:29:LEU:HD23	2.23	0.60
5:AE:60:TYR:HE1	5:AE:64:ARG:HH21	1.46	0.60
37:BC:213:VAL:HG12	37:BC:225:ILE:HD11	1.83	0.60
2:AB:233:SER:OG	2:AB:234:PRO:HD2	2.02	0.60

Continued on next page...

Continued from previous page...

Atom-1	Atom-2	Interatomic distance (Å)	Clash overlap (Å)
38:BD:16:MET:HE3	38:BD:208:LYS:HG2	1.84	0.60
57:BZ:119:GLU:O	57:BZ:119:GLU:HG3	2.02	0.60
12:AL:112:ASP:O	12:AL:114:LYS:HG3	2.01	0.60
35:BA:1973:G:H2'	35:BA:1974:C:C6	2.36	0.60
4:AD:112:VAL:HG12	4:AD:116:GLN:OE1	2.02	0.60
1:AA:163:C:O2'	1:AA:164:U:H5'	2.01	0.60
35:BA:2488:A:H2'	35:BA:2489:G:C8	2.37	0.60
1:AA:748:C:HO2'	1:AA:749:C:H6	1.50	0.60
38:BD:35:LYS:HZ3	38:BD:36:PRO:CD	2.13	0.59
35:BA:1902:C:C1'	38:BD:244:ARG:HG3	2.32	0.59
2:AB:44:LEU:HA	2:AB:47:THR:OG1	2.02	0.59
1:AA:1318:A:C2'	1:AA:1319:A:H5'	2.32	0.59
35:BA:271(C):C:H2'	35:BA:271(D):G:H8	1.67	0.59
31:B6:27:LYS:HB3	31:B6:30:THR:CG2	2.32	0.59
31:B6:16:CYS:SG	31:B6:48:VAL:CG2	2.89	0.59
35:BA:322:A:H5'	35:BA:340:A:H1'	1.82	0.59
35:BA:158:U:H3'	35:BA:158:U:O2	2.02	0.59
38:BD:96:HIS:CE1	38:BD:102:LYS:HE2	2.37	0.59
8:AH:127:LEU:CB	8:AH:129:VAL:HG13	2.32	0.59
47:BP:23:PRO:C	47:BP:33:ARG:CZ	2.70	0.59
1:AA:301:G:O2'	1:AA:302:G:H5'	2.02	0.59
13:AM:78:ILE:CA	13:AM:81:LEU:HD23	2.31	0.59
35:BA:1036:G:OP1	42:BH:59:ARG:HD2	2.01	0.59
35:BA:936:C:H2'	35:BA:937:U:C6	2.37	0.59
46:BO:105:GLU:O	46:BO:109:LYS:CG	2.49	0.59
35:BA:311:A:H5'	35:BA:332:A:C2	2.37	0.59
47:BP:32:THR:CG2	47:BP:37:GLY:HA2	2.31	0.59
37:BC:213:VAL:CG1	37:BC:225:ILE:HD11	2.32	0.59
17:AQ:45:HIS:CG	17:AQ:65:ILE:HD13	2.37	0.59
36:BB:30:C:OP2	50:BS:32:LEU:HD11	2.02	0.59
42:BH:156:ALA:O	42:BH:158:HIS:CD2	2.55	0.59
35:BA:539:G:O2'	35:BA:540:C:H5'	2.03	0.59
52:BU:84:LYS:C	52:BU:86:ALA:H	2.06	0.59
26:B1:80:LEU:HB3	26:B1:82:LEU:CD1	2.32	0.59
43:BK:100:THR:CA	43:BK:139:VAL:HB	2.32	0.59
35:BA:2888:C:H2'	35:BA:2889:C:C6	2.37	0.59
51:BT:50:ILE:CG1	51:BT:102:ILE:HD11	2.32	0.59
51:BT:89:VAL:HG12	51:BT:91:ARG:CG	2.32	0.59
1:AA:1004:A:H61	1:AA:1034:G:C2'	2.12	0.59
35:BA:94(A):G:H2'	35:BA:95:G:H5''	1.83	0.59
24:AY:553:GLY:HA2	24:AY:560:VAL:CG2	2.32	0.59

Continued on next page...

Continued from previous page...

Atom-1	Atom-2	Interatomic distance (Å)	Clash overlap (Å)
38:BD:65:ILE:CD1	38:BD:65:ILE:N	2.65	0.59
35:BA:278:A:C2	35:BA:279:C:C2	2.90	0.59
27:B2:64:LEU:C	27:B2:64:LEU:HD13	2.23	0.59
35:BA:2696:U:H2'	35:BA:2697:G:H8	1.66	0.59
1:AA:972:C:H4'	10:AJ:57:LYS:HB2	1.83	0.59
35:BA:294:A:H2'	35:BA:295:G:H5'	1.85	0.59
1:AA:1321:C:H5''	1:AA:1322:C:C5'	2.32	0.59
20:AT:48:LYS:HD2	20:AT:51:GLU:OE2	2.02	0.59
24:AY:679:VAL:HG23	24:AY:684:GLN:NE2	2.16	0.59
1:AA:189(A):C:H2'	1:AA:189(B):C:C6	2.37	0.59
35:BA:331:A:O2'	35:BA:332:A:OP1	2.19	0.59
1:AA:1486:G:H2'	1:AA:1487:G:O4'	2.02	0.59
24:AY:413:ILE:HG22	24:AY:449:THR:O	2.02	0.59
51:BT:14:TYR:N	51:BT:14:TYR:CD1	2.69	0.59
51:BT:92:GLY:C	51:BT:94:ALA:H	2.04	0.59
42:BH:171:LEU:HD23	42:BH:172:LYS:O	2.02	0.59
4:AD:18:LYS:C	4:AD:19:LEU:HD12	2.22	0.59
52:BU:80:ILE:O	52:BU:84:LYS:HB2	2.03	0.59
53:BV:46:VAL:O	53:BV:47:VAL:CG1	2.48	0.59
35:BA:2305:A:H5''	41:BG:134:GLY:HA3	1.83	0.59
24:AY:466:LEU:HA	24:AY:470:PHE:CD2	2.37	0.59
35:BA:2345:G:C5'	35:BA:2346:A:H5'	2.33	0.59
45:BN:67:LEU:O	45:BN:68:GLU:HB2	2.03	0.59
22:AV:30:G:N2	22:AV:31:G:H1'	2.17	0.59
38:BD:95:LEU:H	38:BD:95:LEU:HD12	1.67	0.59
10:AJ:49:VAL:O	10:AJ:60:ARG:HB3	2.02	0.59
24:AY:539:ILE:O	24:AY:542:VAL:HG12	2.01	0.59
22:AV:56:C:N4	35:BA:2169:A:C2	2.68	0.59
16:AP:75:ARG:NH1	16:AP:75:ARG:HG3	2.13	0.59
1:AA:263:A:OP2	20:AT:79:ARG:NH1	2.35	0.59
27:B2:39:ALA:HA	27:B2:45:SER:HB3	1.82	0.59
35:BA:484:C:OP1	56:BY:50:ARG:HG3	2.01	0.59
35:BA:1493:C:C4	35:BA:2206:G:O2'	2.55	0.59
54:BW:1:MET:HG3	54:BW:2:GLU:N	2.17	0.59
13:AM:35:GLU:HG3	13:AM:36:LYS:N	2.17	0.59
6:AF:22:GLU:O	6:AF:26:ILE:HG13	2.02	0.59
17:AQ:12:SER:HB3	17:AQ:20:THR:OG1	2.02	0.59
35:BA:2178:C:H4'	37:BC:47:LYS:HD3	1.83	0.59
2:AB:17:PHE:HD1	2:AB:17:PHE:H	1.51	0.59
9:AI:20:ARG:HH11	9:AI:20:ARG:HG3	1.67	0.59
48:BQ:6:ARG:O	48:BQ:7:MET:HG3	2.01	0.59

Continued on next page...

Continued from previous page...

Atom-1	Atom-2	Interatomic distance (Å)	Clash overlap (Å)
52:BU:109:LEU:O	52:BU:110:VAL:C	2.41	0.59
50:BS:89:ARG:HG3	50:BS:92:TYR:CB	2.31	0.59
1:AA:979:C:C3'	1:AA:980:C:C5'	2.67	0.59
35:BA:27:G:N2	35:BA:512:G:C2'	2.61	0.59
35:BA:322:A:P	40:BF:169:ASN:HD22	2.25	0.59
5:AE:9:LYS:HB3	5:AE:112:LEU:HD11	1.83	0.59
35:BA:653:A:H5'	35:BA:654:A:P	2.42	0.59
26:B1:86:SER:O	26:B1:90:ILE:N	2.35	0.59
12:AL:70:ILE:HG21	12:AL:77:LEU:HD12	1.82	0.59
1:AA:1392:G:H21	1:AA:1502:A:H8	1.47	0.59
24:AY:238:THR:HG22	24:AY:241:GLU:H	1.66	0.59
27:B2:57:ILE:HG22	27:B2:61:LEU:HD12	1.84	0.59
25:B0:26:TYR:CE2	35:BA:857:C:H1'	2.37	0.59
36:BB:68:C:H2'	36:BB:69:G:H8	1.67	0.59
2:AB:178:ARG:NH1	2:AB:178:ARG:HG2	2.14	0.59
35:BA:528:A:C2	35:BA:2043:C:C5'	2.85	0.59
35:BA:961:C:N4	35:BA:2031:A:H1'	2.17	0.59
35:BA:2352:A:H2'	35:BA:2353:G:H5'	1.83	0.59
2:AB:236:TYR:CD2	2:AB:239:VAL:HG21	2.37	0.59
35:BA:2771:C:H2'	35:BA:2772:C:C6	2.37	0.59
35:BA:654(P):C:C2'	35:BA:654(Q):C:H5'	2.31	0.59
1:AA:1211:U:H5'	1:AA:1212:U:OP1	2.02	0.59
35:BA:206:U:O2	35:BA:206:U:H2'	2.03	0.59
38:BD:4:LYS:NZ	38:BD:20:ASP:HA	2.17	0.59
27:B2:38:GLN:NE2	27:B2:44:LEU:HB2	2.18	0.59
51:BT:11:GLU:C	51:BT:13:ARG:H	2.05	0.59
50:BS:26:LEU:O	50:BS:88:ASP:HB3	2.02	0.59
29:B4:9:LEU:C	29:B4:10:VAL:HG12	2.22	0.59
24:AY:35:TYR:CE2	24:AY:269:VAL:HB	2.36	0.59
35:BA:301:G:H1'	35:BA:302:C:C6	2.37	0.59
2:AB:204:ASN:HD22	2:AB:205:ASP:N	2.00	0.59
28:B3:31:LEU:O	28:B3:32:GLN:HB2	2.02	0.59
19:AS:29:ARG:HD2	19:AS:29:ARG:N	2.17	0.59
19:AS:31:ILE:HG23	19:AS:49:ILE:HG23	1.84	0.59
35:BA:1827:C:H2'	35:BA:1828:G:C5'	2.31	0.59
35:BA:1053:C:H2'	35:BA:1054:A:H5''	1.84	0.59
1:AA:720:C:H6	1:AA:720:C:O5'	1.86	0.59
10:AJ:61:GLU:OE2	14:AN:49:HIS:HE1	1.85	0.59
50:BS:13:ARG:CG	50:BS:14:VAL:H	2.15	0.59
24:AY:357:ARG:HH21	24:AY:373:ASP:CG	2.06	0.59
35:BA:871:U:H4'	48:BQ:69:PHE:CE2	2.38	0.59

Continued on next page...

Continued from previous page...

Atom-1	Atom-2	Interatomic distance (Å)	Clash overlap (Å)
34:B9:29:ASN:HD21	34:B9:32:HIS:CG	2.20	0.59
35:BA:2172:U:H1'	35:BA:2173:A:OP1	2.02	0.59
24:AY:176:GLY:HA3	24:AY:187:THR:HA	1.83	0.59
2:AB:12:GLU:HB3	2:AB:16:HIS:HB2	1.84	0.59
53:BV:32:THR:HG23	53:BV:59:ALA:O	2.02	0.59
35:BA:975(A):G:O2'	35:BA:976:C:H5'	2.03	0.59
35:BA:321:G:C2	35:BA:341:G:H4'	2.37	0.59
9:AI:59:PHE:CD1	9:AI:59:PHE:N	2.67	0.59
30:B5:3:LYS:NZ	35:BA:2613:U:H2'	2.17	0.59
57:BZ:67:LEU:CD1	57:BZ:67:LEU:H	2.14	0.59
24:AY:86:GLY:O	24:AY:87:HIS:HB3	2.03	0.59
35:BA:271(R):G:O2'	35:BA:271(S):G:H5'	2.02	0.59
33:B8:53:PRO:HA	33:B8:56:GLU:HB2	1.84	0.59
30:B5:34:PRO:O	30:B5:35:GLU:HB2	2.03	0.59
15:AO:74:ASP:OD2	15:AO:77:ARG:HG2	2.03	0.59
35:BA:821:A:H2'	35:BA:946:G:H5''	1.85	0.59
47:BP:112:LEU:N	47:BP:128:HIS:HD2	2.01	0.59
2:AB:43:ASP:OD2	2:AB:46:LYS:HB2	2.03	0.59
2:AB:22:LYS:H	2:AB:40:HIS:CE1	2.21	0.59
29:B4:31:ILE:CG2	29:B4:33:VAL:HG23	2.33	0.59
48:BQ:79:LEU:HD23	48:BQ:80:GLU:H	1.68	0.59
35:BA:2454:G:O2'	35:BA:2455:G:H5'	2.02	0.59
49:BR:83:ILE:O	49:BR:87:TYR:HE2	1.86	0.59
8:AH:27:PRO:HA	8:AH:58:TYR:CD1	2.37	0.59
55:BX:70:LEU:HD23	55:BX:71:GLY:N	2.17	0.59
35:BA:290:G:O2'	35:BA:291:C:H5'	2.02	0.59
42:BH:156:ALA:O	42:BH:158:HIS:HD2	1.85	0.59
37:BC:202:PRO:HB2	37:BC:205:ALA:HB2	1.85	0.59
1:AA:418:C:H2'	1:AA:419:C:C6	2.37	0.59
52:BU:101:ARG:O	52:BU:102:GLU:HG2	2.03	0.59
57:BZ:56:VAL:CG1	57:BZ:57:ILE:N	2.66	0.59
41:BG:56:ALA:CB	41:BG:153:ARG:NH2	2.66	0.59
24:AY:125:ALA:C	24:AY:127:LYS:H	2.05	0.59
9:AI:95:LYS:HD3	9:AI:95:LYS:C	2.23	0.59
49:BR:52:ILE:O	49:BR:55:ALA:HB3	2.03	0.59
35:BA:143(A):C:H2'	35:BA:143(A):C:O2	2.01	0.59
1:AA:940:C:O2'	1:AA:941:G:H5'	2.03	0.59
2:AB:32:ILE:O	2:AB:32:ILE:HG23	2.01	0.59
45:BN:41:ASP:C	52:BU:64:ARG:HH12	2.05	0.59
38:BD:147:LEU:HD13	38:BD:155:LEU:HD11	1.85	0.59
35:BA:945:A:O2'	35:BA:946:G:H4'	2.02	0.59

Continued on next page...

Continued from previous page...

Atom-1	Atom-2	Interatomic distance (Å)	Clash overlap (Å)
35:BA:1654:A:C2	39:BE:113:PHE:CD2	2.90	0.59
17:AQ:18:THR:HG23	17:AQ:69:LYS:HE3	1.85	0.59
42:BH:65:HIS:HE1	42:BH:69:ARG:HH11	1.49	0.59
29:B4:3:GLU:HG3	36:BB:43:C:P	2.42	0.59
35:BA:1386:C:H2'	35:BA:1387:C:C6	2.37	0.59
40:BF:89:VAL:HG12	40:BF:90:PHE:N	2.18	0.59
37:BC:4:HIS:ND1	37:BC:8:TYR:CE2	2.70	0.59
35:BA:1943:U:O2'	35:BA:1944:U:O5'	2.19	0.59
35:BA:1678:G:N2	35:BA:1989:G:N2	2.50	0.59
1:AA:311:C:O2'	1:AA:312:C:H5'	2.03	0.59
37:BC:73:VAL:HG11	37:BC:158:LYS:HA	1.84	0.59
4:AD:199:ASN:C	4:AD:199:ASN:OD1	2.39	0.59
35:BA:603:A:H4'	35:BA:604:G:O5'	2.02	0.59
56:BY:43:ASN:ND2	56:BY:64:GLU:HG3	2.18	0.59
7:AG:68:ASN:O	7:AG:138:LYS:HD2	2.02	0.59
35:BA:2028:U:H2'	35:BA:2029:G:C8	2.38	0.59
35:BA:534:U:O2'	52:BU:49:HIS:CD2	2.56	0.59
2:AB:95:GLN:O	2:AB:96:ARG:HD2	2.01	0.59
1:AA:1133:G:N2	1:AA:1143:G:H1'	2.17	0.59
40:BF:25:PRO:HG3	40:BF:119:ARG:CB	2.32	0.59
10:AJ:46:ARG:HG2	10:AJ:64:GLU:HB3	1.85	0.59
1:AA:1511:G:H2'	1:AA:1512:U:O4'	2.03	0.59
35:BA:990:A:C6	35:BA:1186:G:H1'	2.37	0.59
55:BX:18:TYR:O	55:BX:20:GLY:N	2.36	0.59
46:BO:13:ASN:ND2	46:BO:97:ARG:HG3	2.18	0.59
35:BA:2839:G:H2'	35:BA:2840:C:C6	2.38	0.59
24:AY:438:PHE:C	24:AY:438:PHE:CD1	2.75	0.59
35:BA:2880:C:H6	35:BA:2880:C:O5'	1.86	0.59
35:BA:1983:C:O2'	35:BA:1984:G:H5'	2.02	0.59
51:BT:10:VAL:O	51:BT:13:ARG:HG2	2.03	0.59
50:BS:24:LEU:HB3	50:BS:85:VAL:CG1	2.23	0.59
35:BA:2285:C:H5'	35:BA:2288:A:N6	2.18	0.59
40:BF:8:GLN:CB	40:BF:126:VAL:HA	2.24	0.59
51:BT:50:ILE:CD1	51:BT:50:ILE:N	2.66	0.59
8:AH:104:ARG:O	8:AH:106:GLY:N	2.36	0.59
19:AS:43:GLU:O	19:AS:45:VAL:HG13	2.03	0.59
35:BA:154(A):C:N4	35:BA:172:C:H42	2.00	0.59
35:BA:779:U:OP1	38:BD:49:ILE:HG23	2.03	0.59
3:AC:79:ARG:HH11	3:AC:79:ARG:CB	2.14	0.59
35:BA:2295:C:H2'	35:BA:2296:U:C6	2.38	0.59
39:BE:27:LEU:HD12	39:BE:180:ASN:O	2.03	0.59

Continued on next page...

Continued from previous page...

Atom-1	Atom-2	Interatomic distance (Å)	Clash overlap (Å)
43:BK:93:ARG:HB2	57:BZ:112:ARG:HE	1.67	0.59
29:B4:22:ILE:HG22	29:B4:24:THR:HG23	1.85	0.59
35:BA:2455:G:H2'	35:BA:2456:C:H6	1.68	0.59
1:AA:187:C:OP1	20:AT:82:SER:HB2	2.03	0.59
57:BZ:23:LYS:HD3	57:BZ:38:TYR:HE2	1.66	0.59
1:AA:64:G:N2	1:AA:67:C:C4	2.70	0.59
10:AJ:21:GLN:CG	10:AJ:21:GLN:O	2.50	0.59
10:AJ:53:PRO:HA	14:AN:42:ILE:HD11	1.84	0.59
48:BQ:116:GLU:O	48:BQ:120:ILE:HG12	2.02	0.59
35:BA:2532:G:H2'	35:BA:2533:A:O4'	2.01	0.59
1:AA:1400:C:H6	1:AA:1400:C:O5'	1.86	0.59
42:BH:170:ARG:O	42:BH:171:LEU:HB3	2.03	0.59
52:BU:92:ARG:HD3	52:BU:94:ASN:HB3	1.85	0.59
2:AB:51:LEU:CD2	2:AB:55:PHE:HE2	2.15	0.59
41:BG:67:LYS:HD3	41:BG:68:PRO:HD2	1.85	0.59
27:B2:69:ARG:HH22	35:BA:111:A:C5'	2.14	0.59
31:B6:5:VAL:HG12	31:B6:6:ARG:O	2.03	0.59
35:BA:252:G:O2'	35:BA:253:C:H5'	2.03	0.59
35:BA:1654:A:P	49:BR:3:HIS:HB2	2.42	0.59
35:BA:2105:C:N4	35:BA:2184:G:H1	1.97	0.59
24:AY:238:THR:CG2	24:AY:241:GLU:H	2.16	0.59
27:B2:64:LEU:O	27:B2:68:ARG:HB2	2.03	0.59
1:AA:1095:U:P	1:AA:1108:G:H1	2.26	0.59
56:BY:2:ARG:C	56:BY:2:ARG:HD3	2.23	0.59
43:BK:19:PRO:CB	43:BK:34:ILE:HD12	2.32	0.59
35:BA:1287:A:H2'	35:BA:1287:A:N3	2.17	0.59
34:B9:1:MET:O	34:B9:34:GLN:HG2	2.03	0.59
35:BA:2543:G:N3	35:BA:2765:A:H2'	2.18	0.59
38:BD:39:LYS:HZ1	38:BD:87:ASN:HB3	1.66	0.59
49:BR:28:LEU:HD23	49:BR:28:LEU:O	2.03	0.59
35:BA:2555:U:H2'	35:BA:2556:C:H5'	1.85	0.59
1:AA:275:G:H5''	17:AQ:14:LYS:HB3	1.85	0.59
35:BA:657:U:H2'	35:BA:658:C:H6	1.68	0.59
1:AA:659:U:O2'	1:AA:660:G:H5'	2.02	0.59
28:B3:11:SER:HB3	35:BA:988:A:P	2.42	0.59
52:BU:39:LEU:O	52:BU:40:PHE:C	2.41	0.59
35:BA:328:U:H4'	56:BY:68:HIS:CD2	2.37	0.59
51:BT:36:GLU:HG2	51:BT:36:GLU:O	2.03	0.59
1:AA:1261:A:H2'	1:AA:1262:C:H5'	1.85	0.59
40:BF:105:VAL:HA	40:BF:108:LYS:HB2	1.84	0.59
35:BA:1441:G:H2'	35:BA:1442:G:H8	1.68	0.59

Continued on next page...

Continued from previous page...

Atom-1	Atom-2	Interatomic distance (Å)	Clash overlap (Å)
35:BA:769:G:O2'	35:BA:770:G:H5'	2.03	0.58
1:AA:1271:G:H2'	1:AA:1272:G:C8	2.37	0.58
2:AB:54:THR:HG22	2:AB:58:ILE:HD11	1.83	0.58
24:AY:453:GLY:HA3	24:AY:459:LEU:CD1	2.32	0.58
24:AY:265:LYS:HB3	24:AY:267:LYS:HE3	1.85	0.58
2:AB:208:ILE:O	2:AB:212:GLN:HB2	2.03	0.58
45:BN:23:LEU:HB3	45:BN:60:ILE:HG21	1.84	0.58
36:BB:95:C:O2'	36:BB:96:U:H5'	2.03	0.58
47:BP:27:HIS:CD2	47:BP:28:GLY:N	2.71	0.58
47:BP:114:ILE:O	47:BP:130:PHE:HA	2.03	0.58
3:AC:133:ALA:O	3:AC:137:ALA:HB2	2.03	0.58
26:B1:4:VAL:HG22	26:B1:5:CYS:N	2.18	0.58
50:BS:34:HIS:HB3	50:BS:53:SER:CB	2.33	0.58
35:BA:581:C:H2'	35:BA:582:G:H8	1.63	0.58
39:BE:2:LYS:CD	39:BE:95:ILE:HG22	2.32	0.58
57:BZ:142:SER:H	57:BZ:144:LEU:HD23	1.67	0.58
2:AB:215:LEU:O	2:AB:219:VAL:HG23	2.03	0.58
35:BA:709:U:H2'	35:BA:710:G:H8	1.67	0.58
35:BA:1600:C:O2'	35:BA:1601:G:H5'	2.03	0.58
24:AY:406:GLU:CB	24:AY:407:PRO:CD	2.81	0.58
1:AA:1525:G:H2'	1:AA:1526:G:C8	2.38	0.58
11:AK:34:ASP:HB3	11:AK:40:ILE:HD11	1.84	0.58
13:AM:90:LEU:O	13:AM:92:HIS:N	2.36	0.58
57:BZ:27:VAL:O	57:BZ:27:VAL:HG13	2.02	0.58
37:BC:178:LYS:HG2	37:BC:181:PHE:CE1	2.37	0.58
35:BA:938:G:H2'	35:BA:939:G:H8	1.67	0.58
1:AA:1279:A:H5'	1:AA:1280:A:OP1	2.02	0.58
42:BH:175:LYS:O	42:BH:176:ALA:CB	2.51	0.58
53:BV:46:VAL:HG13	53:BV:47:VAL:N	2.17	0.58
41:BG:67:LYS:HD3	41:BG:68:PRO:N	2.18	0.58
10:AJ:4:ILE:HD11	10:AJ:77:PRO:HB3	1.84	0.58
10:AJ:32:ALA:HB3	10:AJ:76:ASN:O	2.03	0.58
24:AY:16:GLY:N	24:AY:101:LEU:HD13	2.18	0.58
24:AY:20:HIS:ND1	24:AY:21:ILE:CD1	2.66	0.58
24:AY:337:SER:HA	24:AY:355:LEU:CD2	2.33	0.58
3:AC:35:GLU:O	3:AC:39:ILE:HG13	2.02	0.58
35:BA:2785:C:H1'	39:BE:64:LYS:NZ	2.18	0.58
45:BN:23:LEU:HD23	45:BN:23:LEU:O	2.03	0.58
24:AY:9:LEU:C	24:AY:11:ARG:H	2.06	0.58
36:BB:7:G:C3'	36:BB:8:U:H5''	2.32	0.58
39:BE:113:PHE:HE1	39:BE:158:GLY:N	2.01	0.58

Continued on next page...

Continued from previous page...

Atom-1	Atom-2	Interatomic distance (Å)	Clash overlap (Å)
12:AL:38:THR:HG23	12:AL:57:LYS:CB	2.31	0.58
4:AD:4:TYR:O	4:AD:5:ILE:CB	2.46	0.58
49:BR:100:LEU:N	49:BR:100:LEU:HD22	2.16	0.58
36:BB:15:A:H3'	36:BB:16:G:C5'	2.33	0.58
37:BC:135:ARG:HG2	37:BC:135:ARG:HH11	1.67	0.58
42:BH:72:ILE:O	42:BH:75:ALA:N	2.36	0.58
29:B4:12:ALA:CB	29:B4:29:PRO:HA	2.33	0.58
52:BU:70:ARG:NH2	52:BU:75:ASN:HB2	2.19	0.58
24:AY:297:GLU:O	24:AY:297:GLU:HG3	2.00	0.58
48:BQ:41:TRP:NE1	48:BQ:96:VAL:HG22	2.18	0.58
35:BA:705:A:N1	35:BA:727:A:H1'	2.18	0.58
35:BA:1183:G:O2'	35:BA:1184:G:H5'	2.02	0.58
35:BA:1556:C:H2'	35:BA:1557:C:C6	2.38	0.58
16:AP:21:VAL:HG11	16:AP:59:TRP:NE1	2.18	0.58
35:BA:2577:A:H5'	35:BA:2578:G:C5'	2.29	0.58
29:B4:1:MET:CE	41:BG:66:GLN:OE1	2.51	0.58
56:BY:84:ARG:HD2	56:BY:97:ARG:HH11	1.67	0.58
35:BA:2888:C:H2'	35:BA:2889:C:H6	1.68	0.58
35:BA:1145:C:H2'	35:BA:1146:C:H6	1.68	0.58
1:AA:1404:C:H1'	1:AA:1499:A:N1	2.18	0.58
35:BA:1188:U:C2'	35:BA:1189:A:H5'	2.33	0.58
42:BH:42:ARG:NH1	42:BH:42:ARG:HG3	2.17	0.58
1:AA:624:C:H4'	16:AP:10:GLY:C	2.23	0.58
24:AY:181:LEU:HD23	24:AY:182:ARG:NH1	2.18	0.58
4:AD:13:ARG:O	4:AD:15:GLU:N	2.36	0.58
57:BZ:24:LEU:HD21	57:BZ:86:VAL:HG23	1.85	0.58
24:AY:223:PHE:CE2	24:AY:249:GLY:HA3	2.38	0.58
1:AA:1346:A:N1	1:AA:1374:A:H5''	2.19	0.58
35:BA:2564:A:OP1	35:BA:2648:C:H4'	2.03	0.58
9:AI:40:LEU:CD1	9:AI:70:LYS:HG2	2.31	0.58
36:BB:115:G:O4'	50:BS:47:THR:HB	2.03	0.58
39:BE:51:PHE:HD1	39:BE:52:LEU:HD12	1.65	0.58
24:AY:186:TYR:HA	24:AY:198:GLU:HA	1.84	0.58
35:BA:907:U:OP1	48:BQ:24:GLY:N	2.31	0.58
38:BD:146:GLU:HG2	38:BD:152:GLY:C	2.23	0.58
38:BD:153:ALA:O	38:BD:154:LYS:HG3	2.04	0.58
35:BA:2836:U:C4	35:BA:2883:A:N6	2.71	0.58
1:AA:368:U:P	24:AY:353:ALA:CB	2.91	0.58
33:B8:42:ARG:HH11	35:BA:2350:C:H5	1.51	0.58
1:AA:830:G:H2'	1:AA:831:U:C6	2.36	0.58
17:AQ:45:HIS:HB2	17:AQ:65:ILE:HD13	1.85	0.58

Continued on next page...

Continued from previous page...

Atom-1	Atom-2	Interatomic distance (Å)	Clash overlap (Å)
35:BA:2135:A:H2'	35:BA:2136:C:O4'	2.02	0.58
1:AA:932:C:H5''	7:AG:3:ARG:HD2	1.85	0.58
1:AA:1158:C:C5'	2:AB:133:LYS:CE	2.57	0.58
52:BU:79:PHE:HE1	52:BU:83:LEU:HD11	1.66	0.58
1:AA:1130:A:C2	1:AA:1146:A:C4	2.91	0.58
35:BA:1141:U:H5''	45:BN:63:THR:HG23	1.85	0.58
1:AA:1404:C:H1'	1:AA:1499:A:C2	2.38	0.58
1:AA:960:U:C5	1:AA:1225:A:C8	2.91	0.58
5:AE:78:HIS:O	5:AE:93:PRO:HD3	2.03	0.58
35:BA:967:C:O2'	35:BA:968:G:H5'	2.04	0.58
35:BA:2053:G:H1	35:BA:2616:C:H42	1.51	0.58
2:AB:129:GLU:O	2:AB:130:ARG:HB2	2.03	0.58
1:AA:1190:G:H3'	3:AC:3:ASN:HD22	1.68	0.58
1:AA:332:G:H2'	1:AA:333:G:C8	2.32	0.58
1:AA:894:G:H2'	1:AA:895:G:O4'	2.04	0.58
1:AA:1510:U:O2	1:AA:1526:G:C2	2.56	0.58
1:AA:160:A:H1'	1:AA:344:A:C5	2.38	0.58
35:BA:680:G:H2'	35:BA:681:G:C8	2.39	0.58
3:AC:77:ILE:O	3:AC:84:ILE:HG22	2.03	0.58
24:AY:606:MET:HE3	24:AY:671:MET:HG2	1.85	0.58
1:AA:542:G:N2	1:AA:543:C:C2	2.71	0.58
38:BD:7:LYS:HB3	38:BD:8:PRO:HD2	1.86	0.58
20:AT:94:ALA:O	20:AT:95:ALA:HB3	2.04	0.58
35:BA:1278:A:H5''	49:BR:36:THR:HG22	1.83	0.58
45:BN:89:LYS:O	45:BN:93:THR:HG22	2.03	0.58
9:AI:24:GLY:HA2	9:AI:59:PHE:O	2.03	0.58
2:AB:95:GLN:HA	2:AB:95:GLN:OE1	2.04	0.58
51:BT:89:VAL:HB	51:BT:91:ARG:HE	1.69	0.58
45:BN:22:THR:HA	45:BN:61:ARG:O	2.03	0.58
45:BN:19:GLU:O	45:BN:60:ILE:HA	2.04	0.58
43:BK:9:LYS:HE2	43:BK:56:GLU:OE2	2.03	0.58
8:AH:41:ARG:HG2	8:AH:41:ARG:O	2.03	0.58
39:BE:69:LYS:HE2	39:BE:69:LYS:H	1.68	0.58
35:BA:2820:A:C8	39:BE:191:PRO:CB	2.86	0.58
27:B2:25:VAL:O	27:B2:27:GLU:N	2.36	0.58
1:AA:1166:G:H5'	1:AA:1168:A:OP2	2.03	0.58
10:AJ:54:PHE:CG	10:AJ:55:LYS:HE3	2.39	0.58
36:BB:104:U:H5''	36:BB:104:U:H6	1.67	0.58
39:BE:38:THR:HB	39:BE:41:LYS:CG	2.33	0.58
24:AY:684:GLN:O	24:AY:688:ILE:HD13	2.03	0.58
13:AM:27:LYS:HE2	13:AM:31:LYS:CE	2.33	0.58

Continued on next page...

Continued from previous page...

Atom-1	Atom-2	Interatomic distance (Å)	Clash overlap (Å)
1:AA:1382:C:H2'	1:AA:1383:C:H6	1.68	0.58
37:BC:48:LEU:HD12	37:BC:48:LEU:H	1.67	0.58
24:AY:343:ASN:HD22	24:AY:345:THR:H	1.49	0.58
35:BA:64:A:H2'	35:BA:65:C:H6	1.68	0.58
37:BC:178:LYS:HG2	37:BC:181:PHE:HE1	1.67	0.58
11:AK:79:SER:OG	11:AK:106:LYS:HD2	2.03	0.58
37:BC:173:HIS:O	37:BC:174:ALA:HB2	2.03	0.58
35:BA:1888:G:C5'	35:BA:1888:G:N3	2.66	0.58
40:BF:109:GLY:HA2	40:BF:112:MET:HB2	1.86	0.58
3:AC:187:ALA:C	3:AC:188:LEU:HD22	2.24	0.58
1:AA:1239:A:H62	1:AA:1299:A:N6	2.00	0.58
51:BT:27:THR:O	51:BT:28:VAL:CG2	2.48	0.58
3:AC:94:LEU:C	3:AC:94:LEU:HD12	2.24	0.58
26:B1:81:LYS:CE	35:BA:271(H):G:H4'	2.30	0.58
35:BA:1485:G:C8	35:BA:1485:G:H5'	2.38	0.58
15:AO:74:ASP:C	15:AO:76:GLU:H	2.07	0.58
19:AS:43:GLU:CB	19:AS:44:MET:SD	2.88	0.58
1:AA:1452:C:H1'	1:AA:1456:G:C2	2.38	0.58
36:BB:81:G:N3	36:BB:81:G:H5'	2.17	0.58
35:BA:648:G:H2'	35:BA:649:G:H8	1.69	0.58
1:AA:976:G:H5'	1:AA:1358:U:O2'	2.04	0.58
38:BD:176:ARG:NH1	38:BD:176:ARG:HG2	2.11	0.58
12:AL:75:HIS:HD2	12:AL:77:LEU:CD1	2.13	0.58
2:AB:126:GLU:HA	2:AB:129:GLU:CD	2.24	0.58
22:AV:61:C:H2'	22:AV:62:C:H6	1.68	0.58
1:AA:177:C:C2	1:AA:178:C:C5	2.92	0.58
1:AA:178:C:C2'	1:AA:179:A:H5'	2.32	0.58
24:AY:139:MET:CE	24:AY:146:LEU:HB2	2.33	0.58
35:BA:709:U:H2'	35:BA:710:G:C8	2.37	0.58
29:B4:41:PRO:HA	29:B4:42:PHE:CD1	2.39	0.58
18:AR:74:ARG:HD3	18:AR:81:PHE:CD1	2.38	0.58
56:BY:56:PRO:O	56:BY:57:GLN:HB2	2.04	0.58
45:BN:3:THR:HG22	45:BN:4:TYR:N	2.16	0.58
24:AY:343:ASN:ND2	24:AY:345:THR:N	2.50	0.58
56:BY:88:LYS:NZ	56:BY:93:GLY:O	2.36	0.58
56:BY:88:LYS:HE2	56:BY:93:GLY:HA3	1.84	0.58
39:BE:197:ILE:HD11	39:BE:199:ARG:HE	1.69	0.58
24:AY:608:VAL:HG13	24:AY:670:VAL:O	2.04	0.58
54:BW:76:VAL:O	54:BW:76:VAL:HG13	2.04	0.58
35:BA:886:C:H2'	35:BA:887:A:O4'	2.04	0.58
16:AP:50:LYS:HG2	16:AP:51:VAL:N	2.18	0.58

Continued on next page...

Continued from previous page...

Atom-1	Atom-2	Interatomic distance (Å)	Clash overlap (Å)
1:AA:174:C:H2'	1:AA:175:C:H6	1.69	0.58
38:BD:212:SER:O	38:BD:217:ARG:HB2	2.03	0.58
1:AA:427:U:C4	1:AA:428:G:C6	2.91	0.58
1:AA:743:U:H2'	1:AA:744:C:C6	2.38	0.58
35:BA:1899:G:N2	35:BA:1902:C:C4	2.71	0.58
1:AA:1239:A:C2'	1:AA:1298:C:N4	2.66	0.58
1:AA:1313:U:OP2	19:AS:6:LYS:CB	2.52	0.58
41:BG:67:LYS:HD3	41:BG:68:PRO:CD	2.33	0.58
41:BG:76:SER:HB3	41:BG:83:ARG:HB3	1.85	0.58
24:AY:138:LYS:HD3	24:AY:141:LYS:CE	2.33	0.58
24:AY:84:THR:N	24:AY:85:PRO:CD	2.53	0.58
27:B2:69:ARG:CG	27:B2:70:GLN:H	2.17	0.58
40:BF:9:ILE:HG12	40:BF:14:PRO:C	2.24	0.58
40:BF:7:TYR:CD2	40:BF:16:GLY:HA3	2.29	0.58
51:BT:89:VAL:CB	51:BT:91:ARG:HG3	2.33	0.58
35:BA:1783:A:C2	35:BA:2587:A:C4	2.91	0.58
35:BA:286:C:H2'	35:BA:287:C:H6	1.68	0.58
22:AV:28:C:O2	22:AV:43:A:C2	2.57	0.58
35:BA:2163:C:H2'	35:BA:2164:C:H5'	1.85	0.58
39:BE:145:LYS:O	39:BE:148:GLY:N	2.37	0.58
47:BP:97:PRO:O	47:BP:98:GLU:CB	2.52	0.58
38:BD:70:TRP:C	38:BD:70:TRP:CD1	2.76	0.58
35:BA:2695:C:H2'	35:BA:2696:U:C6	2.39	0.58
38:BD:165:ILE:HD13	38:BD:175:LEU:CD2	2.29	0.58
35:BA:492:A:H2'	35:BA:493:G:C5'	2.33	0.58
39:BE:128:SER:OG	39:BE:129:HIS:N	2.34	0.58
36:BB:66:A:N6	36:BB:108:U:H2'	2.18	0.58
33:B8:39:LYS:HE3	35:BA:2365:G:O6	2.02	0.58
35:BA:737:C:C2'	35:BA:738:G:H5'	2.33	0.58
12:AL:53:ARG:NH1	12:AL:92:ASP:OD2	2.37	0.58
33:B8:61:LEU:CD1	33:B8:62:LEU:H	2.17	0.58
1:AA:1346:A:N6	1:AA:1374:A:H3'	2.19	0.58
32:B7:46:VAL:CG1	32:B7:47:ARG:N	2.65	0.58
17:AQ:48:GLU:O	17:AQ:50:LYS:N	2.36	0.58
40:BF:63:LYS:HG3	40:BF:76:GLY:HA2	1.84	0.58
49:BR:53:HIS:ND1	49:BR:53:HIS:O	2.31	0.58
24:AY:530:VAL:HG22	24:AY:531:GLY:H	1.68	0.58
35:BA:729:G:N7	38:BD:208:LYS:HB2	2.19	0.58
35:BA:419:C:H2'	35:BA:420:C:C6	2.38	0.58
1:AA:714:G:H8	1:AA:714:G:O5'	1.87	0.58
39:BE:163:GLU:HG3	39:BE:164:ARG:N	2.17	0.58

Continued on next page...

Continued from previous page...

Atom-1	Atom-2	Interatomic distance (Å)	Clash overlap (Å)
45:BN:24:GLY:HA2	45:BN:27:ALA:HB3	1.86	0.58
42:BH:170:ARG:HH11	42:BH:170:ARG:HG2	1.69	0.58
9:AI:58:HIS:C	9:AI:59:PHE:CD1	2.77	0.58
35:BA:1568:G:OP2	38:BD:63:ARG:NH2	2.31	0.58
19:AS:10:PHE:HE2	19:AS:37:ARG:O	1.86	0.58
42:BH:30:LYS:N	42:BH:30:LYS:HE2	2.19	0.58
47:BP:39:LYS:HE2	47:BP:40:SER:H	1.69	0.58
6:AF:43:LEU:CD1	6:AF:43:LEU:H	2.14	0.58
42:BH:19:VAL:O	42:BH:20:ALA:HB2	2.03	0.58
20:AT:33:ILE:O	20:AT:37:SER:OG	2.18	0.58
27:B2:57:ILE:O	27:B2:61:LEU:HD12	2.03	0.58
42:BH:16:SER:CB	42:BH:27:LYS:HB2	2.31	0.58
35:BA:1220:A:H3'	35:BA:1221:C:H5'	1.85	0.58
34:B9:27:CYS:SG	34:B9:29:ASN:ND2	2.77	0.58
53:BV:62:LEU:H	53:BV:62:LEU:HD22	1.67	0.58
48:BQ:27:VAL:H	48:BQ:137:TYR:HD2	1.50	0.58
43:BK:71:THR:OG1	43:BK:111:LYS:NZ	2.37	0.58
49:BR:44:LEU:C	49:BR:44:LEU:HD13	2.23	0.58
1:AA:680:C:O2'	1:AA:681:C:H5'	2.03	0.58
1:AA:1360:A:H8	1:AA:1360:A:OP2	1.86	0.58
1:AA:1296:C:C6	1:AA:1297:C:H5	2.22	0.58
40:BF:26:ALA:O	40:BF:27:GLU:HG3	2.03	0.58
1:AA:1004:A:H5'	1:AA:1025:U:N3	2.18	0.58
24:AY:554:PRO:HG3	24:AY:594:VAL:CG1	2.33	0.58
24:AY:485:GLU:HB2	24:AY:560:VAL:HA	1.84	0.58
47:BP:112:LEU:H	47:BP:128:HIS:HD2	1.51	0.58
41:BG:32:PRO:HA	41:BG:162:THR:HB	1.86	0.58
42:BH:41:MET:HG3	42:BH:43:VAL:HG13	1.83	0.58
24:AY:496:LYS:HE2	24:AY:498:ILE:HD13	1.81	0.58
20:AT:73:HIS:O	20:AT:76:ALA:HB3	2.03	0.58
2:AB:75:LYS:HG2	2:AB:78:GLN:HE21	1.68	0.58
37:BC:140:ASN:H	37:BC:145:THR:HB	1.68	0.58
35:BA:797:C:P	40:BF:62:ARG:HG3	2.44	0.58
35:BA:2202:C:H2'	38:BD:151:LYS:NZ	2.18	0.58
24:AY:418:LYS:N	24:AY:418:LYS:HD3	2.19	0.58
35:BA:1943:U:H4'	35:BA:1944:U:OP1	2.03	0.58
8:AH:58:TYR:O	8:AH:59:LEU:HD23	2.04	0.58
1:AA:1415:G:H2'	1:AA:1416:G:H8	1.68	0.58
35:BA:267:C:H2'	35:BA:268:C:C6	2.39	0.58
1:AA:424:G:H2'	1:AA:425:G:H8	1.68	0.58
35:BA:486:C:H4'	54:BW:60:ASN:HD21	1.67	0.58

Continued on next page...

Continued from previous page...

Atom-1	Atom-2	Interatomic distance (Å)	Clash overlap (Å)
35:BA:1416:G:HO2'	35:BA:1417:C:H5	1.49	0.58
35:BA:246:C:H2'	35:BA:247:G:H5'	1.86	0.58
53:BV:39:LEU:HA	53:BV:47:VAL:HG11	1.85	0.58
1:AA:1319:A:OP2	19:AS:5:LEU:HD23	2.02	0.58
41:BG:55:LYS:HA	41:BG:58:GLN:HG3	1.85	0.58
24:AY:121:VAL:CG2	24:AY:122:TRP:H	2.16	0.58
31:B6:15:GLU:CD	31:B6:44:ARG:NH1	2.57	0.58
15:AO:17:ARG:HD3	15:AO:26:GLU:CG	2.34	0.58
24:AY:8:ASP:HB3	24:AY:11:ARG:HG3	1.86	0.58
13:AM:116:THR:HG21	22:AV:29:G:C4'	2.33	0.58
3:AC:134:ILE:HA	3:AC:137:ALA:HB3	1.86	0.58
8:AH:89:PRO:HA	8:AH:92:ARG:HH11	1.68	0.58
40:BF:160:ASN:HD21	40:BF:162:LEU:HD13	1.69	0.58
35:BA:2693:A:H2'	35:BA:2694:G:H8	1.68	0.58
45:BN:133:GLN:HG3	45:BN:135:PRO:HD3	1.85	0.58
57:BZ:101:PRO:HG2	57:BZ:136:PHE:HA	1.86	0.58
34:B9:29:ASN:O	34:B9:31:LYS:N	2.37	0.58
40:BF:170:LEU:N	40:BF:170:LEU:CD2	2.67	0.58
35:BA:732:C:O2'	35:BA:733:G:H5'	2.03	0.58
13:AM:19:LEU:H	13:AM:19:LEU:CD2	2.17	0.58
13:AM:19:LEU:HB3	13:AM:25:ILE:HG21	1.85	0.58
1:AA:260:G:O2'	1:AA:261:U:H5'	2.03	0.58
1:AA:1375:A:H5'	1:AA:1376:U:OP2	2.03	0.58
43:BK:14:ALA:HA	43:BK:41:PHE:HE2	1.67	0.58
12:AL:119:LYS:CB	12:AL:120:TYR:HD1	2.16	0.58
35:BA:654(S):G:H3'	35:BA:654(T):C:H5''	1.85	0.58
35:BA:45:C:OP2	35:BA:215:G:H5''	2.04	0.58
1:AA:1065:U:O2'	1:AA:1066:C:P	2.62	0.58
7:AG:21:VAL:HG23	7:AG:22:LEU:N	2.18	0.58
35:BA:1930:G:O2'	35:BA:1931:U:P	2.62	0.58
26:B1:52:ARG:O	26:B1:53:VAL:HB	2.04	0.58
35:BA:605:C:H2'	35:BA:606:U:H6	1.68	0.58
35:BA:1150:C:O2'	35:BA:1151:G:H5'	2.04	0.58
7:AG:64:GLN:O	7:AG:67:GLU:HB3	2.04	0.58
34:B9:16:VAL:O	35:BA:1033:U:H5	1.87	0.58
1:AA:154:C:H2'	1:AA:155:C:C6	2.39	0.58
1:AA:155:C:H2'	1:AA:156:G:H8	1.67	0.58
24:AY:74:TRP:CD1	24:AY:273:LEU:HB3	2.39	0.57
52:BU:97:ASP:C	52:BU:99:ALA:H	2.07	0.57
42:BH:98:LEU:HD12	42:BH:102:ALA:O	2.04	0.57
50:BS:87:PHE:CD2	50:BS:88:ASP:N	2.72	0.57

Continued on next page...

Continued from previous page...

Atom-1	Atom-2	Interatomic distance (Å)	Clash overlap (Å)
41:BG:107:LEU:HD23	41:BG:111:LEU:CD1	2.34	0.57
56:BY:14:LEU:HD12	56:BY:15:VAL:H	1.67	0.57
40:BF:84:VAL:O	40:BF:86:GLY:N	2.31	0.57
3:AC:40:ARG:HG2	3:AC:55:VAL:HG11	1.85	0.57
30:B5:58:LEU:C	30:B5:58:LEU:HD22	2.24	0.57
38:BD:176:ARG:NH1	38:BD:176:ARG:CB	2.64	0.57
4:AD:92:VAL:O	4:AD:96:LEU:HD22	2.04	0.57
56:BY:61:ILE:HG12	56:BY:62:GLU:N	2.18	0.57
10:AJ:40:LEU:HD23	10:AJ:40:LEU:H	1.66	0.57
35:BA:2656:U:H2'	35:BA:2657:A:H5''	1.86	0.57
12:AL:45:PRO:HG3	12:AL:53:ARG:HD3	1.86	0.57
37:BC:132:LEU:HB3	37:BC:138:LEU:N	2.19	0.57
51:BT:19:LEU:HD13	51:BT:78:LEU:HD22	1.84	0.57
56:BY:52:SER:N	56:BY:53:PRO:CD	2.66	0.57
55:BX:41:ASN:HA	55:BX:44:GLU:HG2	1.86	0.57
40:BF:185:ASP:OD1	40:BF:188:ARG:HD3	2.04	0.57
45:BN:17:ASP:OD2	45:BN:56:ASN:HB3	2.03	0.57
39:BE:168:MET:CE	39:BE:202:LYS:HE2	2.34	0.57
57:BZ:4:ARG:NH1	57:BZ:66:SER:HB2	2.16	0.57
57:BZ:58:VAL:HA	57:BZ:67:LEU:O	2.04	0.57
41:BG:46:ALA:HA	41:BG:51:ARG:CB	2.34	0.57
10:AJ:3:LYS:N	10:AJ:75:ILE:O	2.37	0.57
10:AJ:32:ALA:N	10:AJ:78:ASN:HD21	2.02	0.57
43:BK:112:MET:HG3	43:BK:113:PRO:CD	2.33	0.57
35:BA:272(I):U:O2	35:BA:272(I):U:H3'	2.03	0.57
1:AA:1225:A:H5''	1:AA:1226:C:OP2	2.02	0.57
35:BA:1814:G:H4'	38:BD:51:VAL:HG21	1.86	0.57
35:BA:967:C:C2'	35:BA:968:G:H5'	2.34	0.57
33:B8:23:VAL:CG1	33:B8:46:ARG:HD3	2.34	0.57
35:BA:2230:G:H2'	35:BA:2231:C:H6	1.69	0.57
2:AB:220:ASP:O	2:AB:223:ILE:HG13	2.03	0.57
1:AA:741:G:O2'	1:AA:742:G:H5'	2.03	0.57
43:BK:75:SER:C	43:BK:78:ILE:HG22	2.24	0.57
1:AA:833:U:H2'	1:AA:834:C:H6	1.68	0.57
7:AG:75:VAL:HG21	7:AG:144:MET:HB3	1.84	0.57
42:BH:89:ILE:CG1	42:BH:89:ILE:O	2.52	0.57
26:B1:57:GLU:HG2	26:B1:58:ILE:N	2.19	0.57
18:AR:32:ARG:HA	18:AR:69:THR:HG21	1.87	0.57
48:BQ:41:TRP:HE1	48:BQ:96:VAL:HG22	1.68	0.57
4:AD:104:VAL:HG21	4:AD:140:VAL:HG21	1.86	0.57
41:BG:164:GLU:O	41:BG:165:THR:HG23	2.04	0.57

Continued on next page...

Continued from previous page...

Atom-1	Atom-2	Interatomic distance (Å)	Clash overlap (Å)
1:AA:807:A:H2'	1:AA:808:C:C6	2.38	0.57
53:BV:72:VAL:HG23	53:BV:85:LYS:HB2	1.85	0.57
1:AA:191:G:H1'	20:AT:105:SER:HA	1.86	0.57
53:BV:98:GLU:HG2	53:BV:99:ILE:N	2.17	0.57
35:BA:2260:C:O5'	35:BA:2260:C:H6	1.87	0.57
55:BX:27:THR:HB	55:BX:80:ILE:CG2	2.29	0.57
28:B3:40:THR:OG1	28:B3:43:ILE:HG12	2.04	0.57
19:AS:10:PHE:CZ	19:AS:70:LYS:HE2	2.39	0.57
1:AA:1128:C:C2'	1:AA:1129:C:C5'	2.74	0.57
56:BY:37:VAL:HG23	56:BY:38:ILE:N	2.19	0.57
49:BR:76:VAL:O	49:BR:79:LEU:HB3	2.05	0.57
40:BF:8:GLN:HG2	40:BF:126:VAL:HG12	1.85	0.57
5:AE:136:MET:O	5:AE:138:ALA:N	2.38	0.57
8:AH:124:ALA:HB1	8:AH:129:VAL:HG22	1.85	0.57
35:BA:2296:U:C4'	35:BA:2297:C:OP1	2.46	0.57
47:BP:102:ARG:HB3	47:BP:102:ARG:NH1	2.19	0.57
35:BA:2001:A:H2'	35:BA:2002:G:O4'	2.04	0.57
12:AL:75:HIS:NE2	12:AL:77:LEU:HB2	2.19	0.57
42:BH:30:LYS:CD	42:BH:81:GLU:HG2	2.32	0.57
42:BH:46:GLU:CD	42:BH:51:ARG:HB2	2.24	0.57
1:AA:973:G:C1'	10:AJ:55:LYS:CE	2.82	0.57
49:BR:30:THR:OG1	49:BR:75:LEU:HD21	2.04	0.57
1:AA:631:G:C2'	1:AA:632:A:C8	2.86	0.57
53:BV:15:GLU:HB3	53:BV:16:PRO:CD	2.33	0.57
34:B9:1:MET:SD	34:B9:1:MET:N	2.74	0.57
34:B9:34:GLN:O	34:B9:35:ARG:CB	2.53	0.57
13:AM:70:LEU:C	13:AM:70:LEU:HD23	2.24	0.57
9:AI:126:SER:O	9:AI:128:ARG:N	2.37	0.57
35:BA:1063:G:O2'	43:BK:87:GLY:HA3	2.04	0.57
16:AP:74:LEU:HD23	16:AP:79:VAL:HG21	1.86	0.57
35:BA:654(N):G:H2'	35:BA:654(O):G:H5'	1.85	0.57
16:AP:60:LEU:HD21	16:AP:66:PRO:HD3	1.86	0.57
1:AA:499:A:O2'	1:AA:500:G:C8	2.56	0.57
35:BA:2713:A:H3'	35:BA:2714:G:H5'	1.85	0.57
1:AA:600:C:OP2	8:AH:97:VAL:HG12	2.03	0.57
35:BA:1105:U:H2'	35:BA:1106:G:O4'	2.03	0.57
7:AG:43:PHE:O	7:AG:46:ALA:HB3	2.03	0.57
35:BA:2691:C:H5'	35:BA:2691:C:H6	1.69	0.57
1:AA:745:C:H2'	1:AA:746:A:C8	2.39	0.57
46:BO:69:ILE:N	46:BO:69:ILE:CD1	2.64	0.57
33:B8:13:ARG:HB3	47:BP:63:PRO:HB3	1.85	0.57

Continued on next page...

Continued from previous page...

Atom-1	Atom-2	Interatomic distance (Å)	Clash overlap (Å)
3:AC:72:LYS:HE3	3:AC:72:LYS:C	2.23	0.57
40:BF:125:LEU:H	40:BF:125:LEU:HD23	1.69	0.57
35:BA:2397:G:H2'	35:BA:2398:U:H6	1.68	0.57
5:AE:76:ILE:HG22	5:AE:118:ILE:HD13	1.86	0.57
30:B5:19:ARG:HA	35:BA:2046:G:H5'	1.85	0.57
47:BP:91:PHE:HZ	47:BP:100:LEU:HD11	1.70	0.57
1:AA:1250:A:H4'	9:AI:68:GLY:H	1.69	0.57
3:AC:136:GLN:HG3	3:AC:139:GLN:HB3	1.86	0.57
45:BN:133:GLN:HE21	45:BN:135:PRO:HG2	1.70	0.57
1:AA:300:A:H2'	1:AA:301:G:H5'	1.86	0.57
48:BQ:63:LYS:NZ	57:BZ:175:VAL:HG21	2.20	0.57
24:AY:573:HIS:HD2	24:AY:576:ASP:H	1.52	0.57
39:BE:38:THR:HG22	39:BE:40:GLU:N	2.18	0.57
35:BA:1380:G:O2'	35:BA:1381:G:H5'	2.04	0.57
12:AL:86:ARG:O	12:AL:86:ARG:HG2	2.03	0.57
35:BA:2840:C:H2'	35:BA:2841:C:C6	2.39	0.57
42:BH:89:ILE:HG23	42:BH:129:THR:O	2.05	0.57
39:BE:183:LEU:CD1	39:BE:183:LEU:N	2.67	0.57
35:BA:1839:G:H2'	35:BA:1839:G:N3	2.17	0.57
46:BO:71:ARG:HB2	46:BO:75:SER:OG	2.03	0.57
1:AA:1324:A:H2'	1:AA:1325:C:C6	2.39	0.57
24:AY:491:VAL:HG11	24:AY:596:LYS:HD3	1.86	0.57
35:BA:2011:U:H2'	35:BA:2012:G:H5'	1.86	0.57
35:BA:958:U:H5'	48:BQ:14:ARG:HH11	1.69	0.57
39:BE:101:ARG:NH1	39:BE:169:ASN:ND2	2.52	0.57
24:AY:400:GLU:HG2	24:AY:401:SER:N	2.18	0.57
36:BB:68:C:O2'	36:BB:69:G:H5'	2.03	0.57
35:BA:1187:G:H5''	53:BV:81:TYR:CE2	2.39	0.57
35:BA:1404:C:O2'	35:BA:1405:U:H5'	2.05	0.57
35:BA:2815:C:H2'	35:BA:2816:C:H6	1.69	0.57
35:BA:1775:U:H2'	35:BA:1776:G:H5'	1.87	0.57
26:B1:53:VAL:CG1	26:B1:54:ALA:N	2.68	0.57
1:AA:505:G:H5'	1:AA:534:U:H2'	1.86	0.57
35:BA:2550:G:C6	35:BA:2551:C:N4	2.72	0.57
53:BV:18:LEU:CD2	53:BV:19:LYS:N	2.30	0.57
16:AP:20:VAL:HG21	16:AP:32:TYR:CG	2.40	0.57
51:BT:85:LYS:HB3	51:BT:85:LYS:HZ2	1.68	0.57
41:BG:39:ILE:CG1	41:BG:92:VAL:HG22	2.35	0.57
41:BG:91:ARG:HD2	41:BG:92:VAL:N	2.19	0.57
35:BA:2807:G:H3'	35:BA:2808:U:C5'	2.31	0.57
35:BA:285:C:O2'	35:BA:286:C:H5''	2.05	0.57

Continued on next page...

Continued from previous page...

Atom-1	Atom-2	Interatomic distance (Å)	Clash overlap (Å)
1:AA:1226:C:C5	13:AM:104:ARG:HB2	2.40	0.57
43:BK:10:LEU:HD12	43:BK:57:ILE:CD1	2.35	0.57
4:AD:129:ASN:HD21	4:AD:145:GLU:N	1.95	0.57
45:BN:32:THR:HG23	45:BN:37:LYS:HB3	1.87	0.57
39:BE:31:CYS:HB3	39:BE:49:LEU:HB3	1.85	0.57
35:BA:481:G:OP2	56:BY:47:LYS:HD3	2.04	0.57
27:B2:25:VAL:C	27:B2:27:GLU:N	2.57	0.57
35:BA:493:G:H2'	35:BA:494:G:O4'	2.04	0.57
48:BQ:69:PHE:HD1	48:BQ:70:PRO:HD2	1.67	0.57
1:AA:630:G:C2'	1:AA:631:G:C5'	2.83	0.57
1:AA:1354:C:H2'	1:AA:1355:G:H8	1.70	0.57
18:AR:79:LEU:HD22	18:AR:80:PRO:HD2	1.86	0.57
54:BW:9:TYR:H	54:BW:102:HIS:CD2	2.17	0.57
39:BE:177:PRO:HG2	39:BE:178:GLU:N	2.18	0.57
37:BC:46:ALA:HA	37:BC:212:SER:O	2.04	0.57
35:BA:2200:C:H42	35:BA:2223:G:H1	1.53	0.57
57:BZ:145:GLU:O	57:BZ:146:ILE:C	2.43	0.57
35:BA:1047:G:HO2'	35:BA:1110:G:H1	1.52	0.57
35:BA:2552:U:H2'	35:BA:2554:U:H5''	1.86	0.57
17:AQ:99:SER:C	17:AQ:100:LYS:HG3	2.23	0.57
1:AA:861:G:O2'	1:AA:862:C:H5'	2.04	0.57
48:BQ:33:GLY:O	48:BQ:131:ILE:HA	2.03	0.57
4:AD:3:ARG:HH11	4:AD:3:ARG:HG2	1.69	0.57
35:BA:342:G:O2'	35:BA:343:C:H5'	2.04	0.57
35:BA:1102:C:H2'	35:BA:1103:A:C8	2.39	0.57
29:B4:37:SER:O	29:B4:38:LYS:HB2	2.04	0.57
4:AD:8:VAL:HB	4:AD:21:LEU:CD1	2.34	0.57
29:B4:10:VAL:N	29:B4:26:SER:O	2.38	0.57
29:B4:26:SER:HB3	41:BG:105:LYS:NZ	2.20	0.57
41:BG:82:LEU:CD1	41:BG:87:PRO:HB3	2.33	0.57
35:BA:2787:C:H1'	39:BE:61:ARG:CG	2.33	0.57
13:AM:119:GLY:O	13:AM:120:LYS:HB2	2.03	0.57
1:AA:1456:G:C2'	1:AA:1457:G:H5'	2.34	0.57
37:BC:37:LYS:O	37:BC:38:PHE:HB3	2.04	0.57
36:BB:89:G:C6	36:BB:90:A:C2	2.93	0.57
53:BV:28:GLU:OE1	53:BV:31:ALA:HB2	2.05	0.57
46:BO:61:VAL:HG21	46:BO:111:PHE:CE2	2.39	0.57
33:B8:23:VAL:HG11	33:B8:46:ARG:HD3	1.86	0.57
50:BS:54:LEU:HD13	50:BS:54:LEU:O	2.05	0.57
3:AC:3:ASN:O	3:AC:4:LYS:HB2	2.04	0.57
35:BA:1638:C:H2'	35:BA:1639:U:O4'	2.05	0.57

Continued on next page...

Continued from previous page...

Atom-1	Atom-2	Interatomic distance (Å)	Clash overlap (Å)
48:BQ:2:LEU:HG	48:BQ:69:PHE:CE1	2.38	0.57
42:BH:159:GLU:O	42:BH:160:LYS:O	2.22	0.57
57:BZ:3:TYR:CD2	57:BZ:51:ALA:HB2	2.39	0.57
1:AA:243:A:C2	1:AA:246:A:C8	2.93	0.57
24:AY:628:ARG:NH1	24:AY:628:ARG:HG2	2.20	0.57
24:AY:679:VAL:CG2	24:AY:684:GLN:NE2	2.68	0.57
1:AA:1415:G:H2'	1:AA:1416:G:C8	2.40	0.57
17:AQ:12:SER:HB3	17:AQ:20:THR:CB	2.35	0.57
42:BH:175:LYS:O	42:BH:176:ALA:HB3	2.04	0.57
3:AC:131:ARG:NH2	3:AC:168:ALA:HB2	2.19	0.57
52:BU:79:PHE:O	52:BU:83:LEU:HD13	2.04	0.57
51:BT:46:GLU:O	51:BT:65:LYS:HD2	2.04	0.57
41:BG:61:ALA:O	41:BG:65:GLY:N	2.35	0.57
1:AA:793:U:C3'	1:AA:794:A:H5''	2.21	0.57
35:BA:1053:C:H3'	35:BA:1054:A:H5''	1.86	0.57
32:B7:24:THR:C	32:B7:26:GLY:H	2.08	0.57
50:BS:74:ALA:CB	50:BS:101:LEU:HD22	2.34	0.57
27:B2:57:ILE:O	27:B2:61:LEU:HB2	2.05	0.57
35:BA:1173:G:H5'	35:BA:1174:A:O5'	2.04	0.57
13:AM:66:LEU:HD12	13:AM:66:LEU:N	2.19	0.57
13:AM:11:ARG:O	13:AM:13:LYS:N	2.38	0.57
46:BO:103:ALA:O	46:BO:106:LEU:HG	2.04	0.57
1:AA:8:A:C6	4:AD:209:ARG:HB2	2.39	0.57
26:B1:64:ALA:C	26:B1:66:HIS:H	2.07	0.57
15:AO:39:LEU:HD22	15:AO:43:LEU:HG	1.86	0.57
57:BZ:100:VAL:CG2	57:BZ:126:VAL:HG22	2.35	0.57
51:BT:92:GLY:C	51:BT:94:ALA:N	2.56	0.57
35:BA:2552:U:C2	35:BA:2554:U:H5'	2.39	0.57
13:AM:74:VAL:HA	13:AM:77:ASN:HD22	1.69	0.57
1:AA:1208:C:H2'	1:AA:1209:C:C6	2.40	0.57
48:BQ:25:ASP:HA	48:BQ:100:GLY:O	2.05	0.57
9:AI:54:ASP:O	9:AI:56:LEU:N	2.36	0.57
46:BO:47:ILE:O	46:BO:48:PRO:O	2.22	0.57
46:BO:52:VAL:O	46:BO:53:LYS:HG3	2.05	0.57
1:AA:1328:C:H2'	1:AA:1329:A:H8	1.70	0.57
35:BA:1505:C:C5	35:BA:1506:C:H1'	2.40	0.57
40:BF:154:VAL:HG13	40:BF:191:ARG:O	2.05	0.57
24:AY:546:ILE:CG2	24:AY:590:ILE:HG13	2.25	0.57
51:BT:35:LYS:HD3	51:BT:41:ARG:NH1	2.19	0.57
1:AA:969:A:N1	1:AA:970:C:C2	2.73	0.57
24:AY:644:ARG:O	24:AY:645:ALA:HB2	2.04	0.57

Continued on next page...

Continued from previous page...

Atom-1	Atom-2	Interatomic distance (Å)	Clash overlap (Å)
12:AL:17:LYS:HD3	12:AL:18:VAL:HG22	1.87	0.57
23:AX:17:U:O2'	23:AX:18:G:H5'	2.04	0.57
35:BA:1320:C:H2'	35:BA:1329:U:OP2	2.04	0.57
57:BZ:175:VAL:HB	57:BZ:176:PRO:HD2	1.87	0.57
13:AM:52:GLU:HA	13:AM:55:ARG:HD3	1.85	0.57
35:BA:2801(A):A:H4'	35:BA:2802:G:H8	1.67	0.57
35:BA:1517:G:H5'	35:BA:1517:G:H8	1.69	0.57
1:AA:552:U:H4'	12:AL:86:ARG:CG	2.35	0.57
35:BA:784:A:H5''	38:BD:227:ASN:HD21	1.70	0.57
25:B0:14:ARG:HB2	25:B0:14:ARG:HH11	1.69	0.57
50:BS:42:ASP:C	50:BS:44:LYS:H	2.08	0.57
35:BA:2182:G:H2'	35:BA:2183:C:C6	2.39	0.57
24:AY:273:LEU:O	24:AY:276:VAL:HB	2.04	0.57
19:AS:40:ILE:HG12	19:AS:71:LEU:HD23	1.87	0.57
51:BT:83:ILE:CG1	51:BT:84:GLN:H	2.18	0.57
1:AA:1100:C:C2'	1:AA:1101:A:H5''	2.23	0.57
50:BS:89:ARG:O	50:BS:92:TYR:HB3	2.04	0.57
35:BA:271(F):C:O2'	35:BA:271(G):C:H5'	2.05	0.57
45:BN:99:LEU:HD13	45:BN:103:VAL:HG23	1.87	0.57
3:AC:20:SER:HA	3:AC:57:ILE:O	2.05	0.57
9:AI:114:TYR:CD2	10:AJ:60:ARG:HG3	2.40	0.57
35:BA:1053:C:C2'	35:BA:1054:A:H5''	2.35	0.57
35:BA:204:A:OP1	35:BA:204:A:H8	1.87	0.57
4:AD:121:VAL:CA	4:AD:126:ILE:HD13	2.31	0.57
39:BE:70:ALA:O	39:BE:71:GLY:C	2.43	0.57
20:AT:30:LYS:HZ1	20:AT:34:LYS:HE2	1.69	0.57
35:BA:2334:G:C4	50:BS:15:ARG:HD3	2.40	0.57
28:B3:29:ARG:HH11	28:B3:29:ARG:CB	2.16	0.57
35:BA:2103:C:H42	35:BA:2186:G:H1	1.52	0.57
35:BA:234:C:H2'	35:BA:235:U:C6	2.39	0.57
35:BA:2521:C:O2	35:BA:2521:C:H2'	2.03	0.57
35:BA:1064:C:H4'	43:BK:89:HIS:CD2	2.39	0.57
8:AH:26:VAL:HG23	8:AH:27:PRO:HD2	1.86	0.57
45:BN:73:THR:CG2	45:BN:82:LEU:HD11	2.34	0.57
35:BA:1291:C:H5'	35:BA:1534:U:O2'	2.04	0.57
39:BE:8:LYS:O	39:BE:193:GLY:N	2.36	0.57
35:BA:205:G:O2'	35:BA:206:U:OP2	2.23	0.57
35:BA:2107:C:H42	35:BA:2182:G:H1	1.52	0.57
26:B1:43:TYR:N	26:B1:43:TYR:CD1	2.72	0.57
35:BA:1271:G:N2	35:BA:1617:C:H1'	2.19	0.57
7:AG:113:GLU:HB2	7:AG:119:ARG:HG2	1.86	0.57

Continued on next page...

Continued from previous page...

Atom-1	Atom-2	Interatomic distance (Å)	Clash overlap (Å)
1:AA:642:A:C5	1:AA:643:C:C5	2.92	0.57
9:AI:4:TYR:HA	9:AI:88:TYR:CE1	2.40	0.56
1:AA:1220:G:H2'	1:AA:1221:G:H8	1.70	0.56
24:AY:122:TRP:C	24:AY:124:GLN:H	2.07	0.56
56:BY:14:LEU:HD12	56:BY:15:VAL:N	2.20	0.56
35:BA:2373:G:O2'	35:BA:2374:C:H5'	2.05	0.56
40:BF:192:LEU:HD23	40:BF:192:LEU:C	2.25	0.56
35:BA:1827:C:C2'	35:BA:1828:G:C5'	2.81	0.56
8:AH:126:LYS:HG2	8:AH:127:LEU:HD22	1.86	0.56
26:B1:3:LYS:HG3	26:B1:4:VAL:H	1.68	0.56
4:AD:126:ILE:CG2	4:AD:127:THR:N	2.68	0.56
39:BE:48:GLN:NE2	39:BE:78:LEU:HD22	2.19	0.56
39:BE:95:ILE:H	39:BE:95:ILE:HD13	1.69	0.56
17:AQ:60:ILE:C	17:AQ:71:PHE:HD2	2.08	0.56
35:BA:760:G:C2'	35:BA:761:A:H5'	2.35	0.56
29:B4:2:LYS:CB	36:BB:40:U:O4	2.53	0.56
1:AA:1286:A:H2'	1:AA:1287:A:H4'	1.88	0.56
35:BA:1381:G:N2	35:BA:1382:G:H1'	2.21	0.56
35:BA:175:G:O2'	35:BA:176:G:H5'	2.05	0.56
2:AB:233:SER:CB	2:AB:234:PRO:HD2	2.34	0.56
6:AF:60:PHE:CE2	18:AR:78:LEU:HD21	2.40	0.56
35:BA:1591:G:C6	35:BA:1592:C:N4	2.73	0.56
54:BW:31:GLU:O	54:BW:35:ILE:HG12	2.05	0.56
16:AP:67:THR:HG22	16:AP:68:ASP:N	2.20	0.56
53:BV:4:ILE:HA	53:BV:12:TYR:O	2.03	0.56
54:BW:88:ARG:HB3	54:BW:92:ARG:HB3	1.86	0.56
51:BT:83:ILE:CG1	51:BT:84:GLN:N	2.67	0.56
50:BS:98:VAL:CG1	50:BS:100:ALA:HB2	2.35	0.56
46:BO:47:ILE:HG22	46:BO:48:PRO:HD2	1.86	0.56
3:AC:22:TRP:CH2	3:AC:32:LEU:HB2	2.40	0.56
31:B6:15:GLU:CD	31:B6:44:ARG:NH2	2.58	0.56
31:B6:11:LEU:HD12	31:B6:25:LYS:HA	1.87	0.56
40:BF:7:TYR:HA	40:BF:125:LEU:HG	1.87	0.56
30:B5:48:GLU:O	30:B5:49:CYS:CB	2.51	0.56
30:B5:34:PRO:HG3	35:BA:2885:C:O2'	2.05	0.56
38:BD:131:LEU:H	38:BD:131:LEU:HD12	1.65	0.56
11:AK:124:LYS:CD	11:AK:125:PHE:HE1	2.18	0.56
36:BB:88:C:O2	36:BB:89:G:N7	2.38	0.56
24:AY:485:GLU:OE1	24:AY:555:LEU:HB2	2.05	0.56
35:BA:2466:C:O2'	35:BA:2467:C:H5'	2.04	0.56
10:AJ:8:LEU:HB2	10:AJ:70:ARG:O	2.04	0.56

Continued on next page...

Continued from previous page...

Atom-1	Atom-2	Interatomic distance (Å)	Clash overlap (Å)
39:BE:47:VAL:CG1	39:BE:48:GLN:H	2.18	0.56
10:AJ:55:LYS:HE3	10:AJ:55:LYS:N	2.20	0.56
50:BS:12:PHE:CD1	50:BS:12:PHE:C	2.79	0.56
2:AB:97:TRP:CZ2	2:AB:102:LEU:HD13	2.32	0.56
39:BE:101:ARG:HH11	39:BE:169:ASN:ND2	2.02	0.56
24:AY:514:VAL:HG21	24:AY:593:ALA:HB1	1.86	0.56
1:AA:1347:G:O2'	1:AA:1348:U:OP2	2.23	0.56
57:BZ:9:TYR:CD2	57:BZ:35:ARG:NH1	2.70	0.56
37:BC:174:ALA:HB3	37:BC:193:PHE:CZ	2.40	0.56
50:BS:42:ASP:C	50:BS:43:GLU:HG3	2.25	0.56
35:BA:1100:C:H2'	35:BA:1100:C:O2	2.04	0.56
35:BA:772:C:O2'	35:BA:773:U:H5'	2.05	0.56
24:AY:160:ARG:HB3	24:AY:254:LYS:O	2.06	0.56
19:AS:50:ALA:O	19:AS:51:VAL:C	2.44	0.56
50:BS:104:GLY:C	50:BS:106:ARG:H	2.08	0.56
50:BS:92:TYR:CG	50:BS:93:LYS:N	2.73	0.56
41:BG:108:ASN:O	41:BG:109:VAL:HG23	2.05	0.56
43:BK:99:ILE:HD13	43:BK:103:GLN:OE1	2.05	0.56
35:BA:363(A):A:O2'	35:BA:363(B):G:H5'	2.05	0.56
56:BY:97:ARG:HG2	56:BY:98:VAL:HG23	1.88	0.56
1:AA:1402:C:O2	1:AA:1500:A:N1	2.38	0.56
1:AA:953:G:O6	1:AA:1228:C:N4	2.38	0.56
35:BA:139:G:H2'	35:BA:140:G:N7	2.21	0.56
38:BD:43:ARG:CD	38:BD:44:ASN:OD1	2.53	0.56
50:BS:73:LEU:HD23	50:BS:73:LEU:O	2.06	0.56
26:B1:4:VAL:HG23	26:B1:10:LYS:C	2.25	0.56
34:B9:17:ILE:HG21	34:B9:19:ARG:NH2	2.17	0.56
24:AY:509:HIS:ND1	24:AY:509:HIS:C	2.57	0.56
2:AB:98:LEU:O	2:AB:101:MET:HB2	2.05	0.56
35:BA:1329:U:H5'	35:BA:1330:C:H5	1.68	0.56
57:BZ:79:ARG:O	57:BZ:80:ARG:CB	2.53	0.56
57:BZ:71:VAL:HG13	57:BZ:86:VAL:CG1	2.35	0.56
35:BA:2655:G:HO2'	35:BA:2664:G:H1	1.54	0.56
47:BP:16:ARG:CD	47:BP:18:ARG:H	2.17	0.56
4:AD:114:ARG:NH1	4:AD:114:ARG:HG3	2.15	0.56
35:BA:733:G:O5'	35:BA:733:G:C8	2.52	0.56
25:B0:40:GLN:HE22	25:B0:43:THR:HA	1.65	0.56
32:B7:35:ARG:NH1	32:B7:35:ARG:HG2	2.16	0.56
2:AB:73:THR:O	2:AB:78:GLN:HG2	2.06	0.56
37:BC:212:SER:HG	37:BC:214:TYR:HE1	1.53	0.56
8:AH:6:ILE:O	8:AH:9:MET:N	2.38	0.56

Continued on next page...

Continued from previous page...

Atom-1	Atom-2	Interatomic distance (Å)	Clash overlap (Å)
35:BA:2223:G:H2'	35:BA:2224:G:H5'	1.86	0.56
1:AA:821:G:O2'	1:AA:822:C:H5'	2.05	0.56
35:BA:2030:A:H4'	35:BA:2031:A:H8	1.69	0.56
5:AE:60:TYR:CE1	5:AE:64:ARG:NH2	2.62	0.56
24:AY:606:MET:SD	24:AY:673:PHE:HA	2.45	0.56
3:AC:123:GLN:HB3	3:AC:128:PHE:CD2	2.40	0.56
1:AA:375:U:H4'	16:AP:17:TYR:CE2	2.40	0.56
1:AA:748:C:O2'	1:AA:749:C:H6	1.87	0.56
35:BA:205:G:HO2'	35:BA:206:U:P	2.28	0.56
1:AA:191:G:C4	20:AT:105:SER:HB3	2.39	0.56
2:AB:80:ILE:H	2:AB:80:ILE:HD12	1.68	0.56
48:BQ:62:GLY:HA2	57:BZ:116:VAL:HG21	1.86	0.56
49:BR:117:VAL:CG1	49:BR:118:GLU:N	2.69	0.56
1:AA:96:U:O2'	1:AA:97:G:H8	1.89	0.56
40:BF:46:ARG:HH11	40:BF:46:ARG:HG3	1.69	0.56
49:BR:18:LEU:HD21	49:BR:22:ARG:NE	2.21	0.56
32:B7:33:ARG:NH1	35:BA:467:G:OP1	2.38	0.56
1:AA:1300:G:O2'	1:AA:1301:U:OP2	2.23	0.56
51:BT:28:VAL:HG22	51:BT:47:GLY:H	1.70	0.56
41:BG:56:ALA:CA	41:BG:59:GLU:OE1	2.52	0.56
24:AY:427:ALA:HB1	24:AY:466:LEU:CD1	2.29	0.56
9:AI:60:ASP:O	9:AI:61:ALA:C	2.43	0.56
31:B6:35:GLU:HA	31:B6:35:GLU:OE1	2.06	0.56
40:BF:157:VAL:HG22	40:BF:194:MET:HA	1.87	0.56
35:BA:1142(A):A:H2'	35:BA:1143:A:C5'	2.31	0.56
1:AA:183:G:H2'	1:AA:184:G:H8	1.70	0.56
5:AE:33:VAL:CG1	5:AE:34:VAL:N	2.69	0.56
35:BA:2295:C:H2'	35:BA:2296:U:H6	1.69	0.56
41:BG:16:ARG:HH11	41:BG:16:ARG:HG3	1.71	0.56
47:BP:33:ARG:O	47:BP:34:GLY:C	2.44	0.56
42:BH:40:GLU:O	42:BH:41:MET:HB2	2.06	0.56
35:BA:583:G:OP2	52:BU:10:ARG:HD2	2.05	0.56
35:BA:1297:C:H2'	35:BA:1298:C:H6	1.70	0.56
24:AY:503:GLY:C	24:AY:505:GLY:H	2.08	0.56
20:AT:73:HIS:H	20:AT:76:ALA:CB	2.19	0.56
35:BA:1345:C:H42	35:BA:1601:G:H1	1.54	0.56
54:BW:37:ARG:HH11	54:BW:37:ARG:HG3	1.68	0.56
35:BA:11:G:H22	35:BA:2628:C:P	2.29	0.56
1:AA:1294:G:C2'	1:AA:1295:G:H5'	2.36	0.56
35:BA:177:G:H3'	35:BA:178:G:C8	2.38	0.56
11:AK:59:TYR:O	11:AK:62:GLN:HB3	2.04	0.56

Continued on next page...

Continued from previous page...

Atom-1	Atom-2	Interatomic distance (Å)	Clash overlap (Å)
35:BA:598:G:H5'	47:BP:15:ARG:HB2	1.86	0.56
35:BA:1336:A:O2'	35:BA:1337:G:H5'	2.05	0.56
35:BA:338:G:H2'	35:BA:339:U:C6	2.40	0.56
20:AT:12:ALA:O	20:AT:15:ARG:HB2	2.05	0.56
1:AA:41:G:H2'	1:AA:42:G:H8	1.71	0.56
1:AA:689:C:P	11:AK:46:GLY:HA3	2.45	0.56
41:BG:56:ALA:HB2	41:BG:153:ARG:NH2	2.21	0.56
10:AJ:4:ILE:HB	10:AJ:74:ILE:CG1	2.36	0.56
51:BT:107:ASP:CG	51:BT:108:ARG:N	2.54	0.56
35:BA:285:C:H2'	35:BA:286:C:H5'	1.87	0.56
35:BA:1567:A:H2'	38:BD:84:TYR:CE1	2.38	0.56
1:AA:1226:C:H5'	13:AM:96:LEU:HD13	1.87	0.56
35:BA:1656:C:O2'	35:BA:1657:C:H5'	2.05	0.56
35:BA:2175:C:H1'	37:BC:218:THR:O	2.05	0.56
35:BA:279:C:H3'	35:BA:280:C:H5''	1.84	0.56
35:BA:409:C:O2'	35:BA:410:G:H5'	2.05	0.56
35:BA:1529:G:C2	35:BA:1541:G:N2	2.73	0.56
35:BA:883:G:O2'	35:BA:884:C:H5'	2.05	0.56
38:BD:39:LYS:HZ2	38:BD:87:ASN:HB3	1.69	0.56
37:BC:71:LYS:HG2	37:BC:72:GLN:N	2.20	0.56
19:AS:62:ILE:HG13	19:AS:62:ILE:O	2.05	0.56
35:BA:389:G:N1	47:BP:71:VAL:HG12	2.21	0.56
2:AB:153:ARG:C	2:AB:155:LEU:N	2.59	0.56
26:B1:29:GLY:C	26:B1:31:GLY:H	2.09	0.56
35:BA:2774:C:H2'	35:BA:2775:A:O4'	2.04	0.56
1:AA:1308:U:H5''	13:AM:98:VAL:HG23	1.87	0.56
8:AH:63:LEU:N	8:AH:63:LEU:HD22	2.20	0.56
35:BA:892:G:H2'	35:BA:893:C:H6	1.70	0.56
35:BA:892:G:H2'	35:BA:893:C:C6	2.40	0.56
5:AE:139:LEU:C	5:AE:141:GLN:H	2.09	0.56
35:BA:1272:A:OP2	35:BA:1647:G:OP1	2.24	0.56
4:AD:30:LYS:C	4:AD:32:ALA:N	2.58	0.56
52:BU:49:HIS:C	52:BU:52:ARG:HB2	2.26	0.56
2:AB:145:LEU:O	2:AB:149:LEU:HB2	2.05	0.56
2:AB:95:GLN:HE21	2:AB:147:LYS:HE3	1.70	0.56
38:BD:183:ARG:HD2	38:BD:270:ILE:HG23	1.87	0.56
41:BG:135:LEU:HD11	41:BG:155:MET:CG	2.34	0.56
30:B5:36:CYS:SG	30:B5:49:CYS:HB3	2.46	0.56
35:BA:1141:U:H6	45:BN:63:THR:HG21	1.71	0.56
49:BR:97:VAL:O	49:BR:98:LEU:HD23	2.05	0.56
1:AA:1521:G:H2'	1:AA:1522:U:C6	2.41	0.56

Continued on next page...

Continued from previous page...

Atom-1	Atom-2	Interatomic distance (Å)	Clash overlap (Å)
35:BA:2110:G:HO2'	35:BA:2120:G:H5'	1.70	0.56
35:BA:1654:A:C2	39:BE:113:PHE:HD2	2.24	0.56
50:BS:99:LYS:O	50:BS:101:LEU:N	2.39	0.56
35:BA:2754:U:H2'	35:BA:2755:C:H5'	1.88	0.56
35:BA:2712:U:H1'	35:BA:2712(A):A:C8	2.41	0.56
27:B2:24:LEU:O	27:B2:27:GLU:HB2	2.05	0.56
28:B3:54:VAL:CG1	28:B3:55:ARG:N	2.69	0.56
47:BP:75:ILE:CD1	47:BP:75:ILE:H	2.17	0.56
12:AL:117:ARG:HH22	12:AL:124:LYS:HB2	1.69	0.56
6:AF:72:VAL:HG13	6:AF:73:ASN:N	2.19	0.56
4:AD:189:PRO:HB2	4:AD:194:LEU:CD2	2.35	0.56
12:AL:46:LYS:HZ3	12:AL:94:PRO:HG3	1.71	0.56
5:AE:11:ILE:HG22	5:AE:12:LEU:H	1.70	0.56
11:AK:33:THR:HA	11:AK:40:ILE:HG12	1.87	0.56
49:BR:87:TYR:C	49:BR:89:ASP:H	2.09	0.56
24:AY:681:LYS:HA	24:AY:684:GLN:HB2	1.88	0.56
1:AA:189(A):C:H2'	1:AA:189(B):C:H6	1.69	0.56
15:AO:31:LEU:N	15:AO:31:LEU:HD22	2.21	0.56
35:BA:1495:A:H2'	35:BA:1496:A:N3	2.21	0.56
37:BC:185:LYS:HE3	37:BC:185:LYS:HA	1.87	0.56
24:AY:651:GLU:HA	24:AY:651:GLU:OE1	2.06	0.56
32:B7:19:ARG:HD3	35:BA:125:G:H5'	1.88	0.56
1:AA:812:C:O2'	1:AA:813:U:OP2	2.17	0.56
1:AA:189(K):U:H2'	1:AA:189(L):G:C8	2.41	0.56
55:BX:12:VAL:CG1	55:BX:27:THR:O	2.46	0.56
41:BG:34:LEU:HD13	41:BG:99:MET:CE	2.34	0.56
33:B8:50:LEU:HG	33:B8:51:ALA:N	2.21	0.56
35:BA:904:C:H6	35:BA:904:C:H5'	1.70	0.56
47:BP:7:ARG:O	47:BP:10:PRO:HD2	2.06	0.56
51:BT:118:ARG:HA	51:BT:121:ILE:HB	1.86	0.56
35:BA:143:G:H4'	55:BX:35:THR:HG21	1.88	0.56
4:AD:58:LEU:HD23	4:AD:62:GLN:HG2	1.87	0.56
35:BA:2134:A:H1'	35:BA:2158:A:C2	2.41	0.56
42:BH:40:GLU:HG3	42:BH:64:LEU:HD12	1.88	0.56
38:BD:186:HIS:HD2	38:BD:188:GLU:H	1.54	0.56
24:AY:181:LEU:HD11	24:AY:242:LEU:HD13	1.86	0.56
10:AJ:18:ALA:C	10:AJ:20:ALA:H	2.08	0.56
24:AY:67:ALA:HB1	24:AY:327:PHE:HZ	1.64	0.56
1:AA:501:C:OP1	12:AL:117:ARG:NH2	2.36	0.56
35:BA:1169:G:C2	35:BA:1181:C:N3	2.74	0.56
19:AS:42:PRO:O	29:B4:49:PHE:HZ	1.89	0.56

Continued on next page...

Continued from previous page...

Atom-1	Atom-2	Interatomic distance (Å)	Clash overlap (Å)
19:AS:64:GLU:O	29:B4:48:ARG:NH2	2.38	0.56
35:BA:333:G:H2'	35:BA:333:G:N3	2.21	0.56
40:BF:114:VAL:HG21	40:BF:202:PHE:CZ	2.40	0.56
42:BH:86:GLU:HB2	42:BH:132:ARG:HB3	1.87	0.56
35:BA:708:C:H42	35:BA:723:G:H1	1.53	0.56
20:AT:93:GLU:C	20:AT:95:ALA:H	2.08	0.56
35:BA:1400:G:H2'	35:BA:1401:G:C8	2.40	0.56
1:AA:27:G:O5'	1:AA:27:G:H8	1.89	0.56
1:AA:1296:C:C5'	1:AA:1297:C:OP2	2.51	0.56
35:BA:184:C:H2'	35:BA:185:U:C6	2.40	0.56
29:B4:53:GLU:OE1	29:B4:55:ARG:HD3	2.05	0.56
35:BA:271(C):C:H2'	35:BA:271(D):G:C8	2.40	0.56
31:B6:7:ILE:HG23	31:B6:29:ASN:HD22	1.69	0.56
47:BP:48:PRO:O	47:BP:50:ARG:N	2.39	0.56
40:BF:148:LEU:HD23	40:BF:191:ARG:NH1	2.21	0.56
1:AA:254:G:O2'	1:AA:255:G:H5'	2.05	0.56
36:BB:65:C:O5'	36:BB:65:C:H6	1.88	0.56
39:BE:14:ILE:HG13	39:BE:21:VAL:HG22	1.88	0.56
35:BA:676:A:H2	35:BA:802:A:H61	1.53	0.56
25:B0:7:LEU:HD22	48:BQ:81:VAL:HG23	1.86	0.56
50:BS:59:LYS:HG2	50:BS:60:GLY:H	1.71	0.56
26:B1:85:LEU:C	26:B1:87:PRO:HD2	2.25	0.56
52:BU:26:GLY:C	52:BU:28:ARG:H	2.09	0.56
35:BA:1717:G:H2'	35:BA:1718:G:H5''	1.87	0.56
24:AY:679:VAL:HB	24:AY:683:VAL:HB	1.86	0.56
43:BK:78:ILE:HD11	43:BK:136:VAL:CG1	2.36	0.56
1:AA:759:A:C2'	1:AA:760:G:H5'	2.35	0.56
24:AY:170:ARG:C	24:AY:171:GLU:HG2	2.26	0.56
26:B1:58:ILE:O	26:B1:58:ILE:HG23	2.06	0.56
35:BA:781:A:C8	38:BD:219:PRO:HG3	2.40	0.56
39:BE:81:ILE:CG2	39:BE:81:ILE:O	2.54	0.56
12:AL:24:VAL:O	12:AL:24:VAL:HG12	2.05	0.56
1:AA:1015:A:H2'	1:AA:1016:A:O4'	2.06	0.56
50:BS:65:VAL:O	50:BS:69:VAL:HG12	2.05	0.56
17:AQ:45:HIS:HB2	17:AQ:65:ILE:CD1	2.35	0.56
13:AM:77:ASN:O	13:AM:80:ARG:N	2.37	0.56
35:BA:1661:G:O2'	35:BA:1662:C:H5'	2.05	0.56
24:AY:630:GLN:O	24:AY:630:GLN:HG2	2.06	0.56
43:BK:95:LYS:HG2	43:BK:137:GLU:HB3	1.88	0.56
53:BV:69:LYS:HE3	53:BV:71:LEU:HD21	1.86	0.56
30:B5:7:PRO:HA	35:BA:2615:U:C2	2.41	0.56

Continued on next page...

Continued from previous page...

Atom-1	Atom-2	Interatomic distance (Å)	Clash overlap (Å)
3:AC:34:LEU:HD22	3:AC:38:ARG:HD2	1.88	0.56
9:AI:18:PHE:O	9:AI:61:ALA:HA	2.05	0.56
31:B6:37:ARG:O	31:B6:48:VAL:O	2.22	0.56
33:B8:50:LEU:O	33:B8:51:ALA:HB3	2.06	0.56
47:BP:67:MET:C	47:BP:68:GLN:HG3	2.26	0.56
35:BA:2884:U:C2'	35:BA:2885:C:H5'	2.36	0.56
35:BA:274:G:H2'	35:BA:274:G:N3	2.20	0.56
35:BA:2299:G:O2'	35:BA:2300:G:H5'	2.04	0.56
12:AL:105:TYR:N	12:AL:105:TYR:CD1	2.72	0.56
56:BY:46:LYS:HB2	56:BY:62:GLU:HB2	1.88	0.56
35:BA:1188:U:HO2'	35:BA:1189:A:H5'	1.71	0.56
24:AY:498:ILE:HG22	24:AY:507:TYR:CG	2.40	0.56
45:BN:35:ARG:O	45:BN:37:LYS:HB2	2.05	0.56
39:BE:111:ARG:HD2	39:BE:160:TYR:HE2	1.70	0.56
27:B2:55:ARG:O	27:B2:58:ALA:HB3	2.06	0.56
27:B2:55:ARG:O	27:B2:59:ARG:HG2	2.06	0.56
35:BA:1332:G:N2	35:BA:1609:A:H3'	2.21	0.56
50:BS:59:LYS:HD3	50:BS:61:ASN:HD22	1.70	0.56
45:BN:125:GLY:CA	45:BN:126:PRO:O	2.54	0.56
1:AA:627:G:C2'	1:AA:628:G:H5'	2.36	0.56
35:BA:1036:G:OP2	42:BH:59:ARG:NH1	2.38	0.56
42:BH:105:LEU:HD23	42:BH:105:LEU:H	1.71	0.56
12:AL:7:ILE:HG22	12:AL:8:ASN:N	2.21	0.56
1:AA:370:C:H2'	1:AA:371:G:H8	1.71	0.56
35:BA:178:G:O2'	35:BA:179:G:H5'	2.06	0.56
35:BA:425:G:H2'	35:BA:426:C:H6	1.71	0.56
35:BA:2681:C:H2'	35:BA:2681:C:O2	2.03	0.56
42:BH:156:ALA:O	42:BH:158:HIS:N	2.38	0.56
1:AA:93:G:O2'	1:AA:96:U:H5'	2.06	0.56
1:AA:316:G:C6	1:AA:338:A:C6	2.94	0.56
17:AQ:24:GLU:O	17:AQ:25:ARG:HB3	2.06	0.56
18:AR:87:ARG:NH1	18:AR:87:ARG:HB3	2.21	0.56
35:BA:2646:C:OP2	35:BA:2732:G:H2'	2.05	0.56
46:BO:64:ARG:HH21	46:BO:100:GLY:HA3	1.71	0.56
51:BT:30:VAL:HG21	51:BT:83:ILE:CG1	2.36	0.56
42:BH:98:LEU:HD22	42:BH:125:VAL:HG23	1.88	0.56
35:BA:1709:U:H3	35:BA:1749:A:H61	1.54	0.56
20:AT:13:LEU:O	20:AT:16:HIS:N	2.39	0.56
47:BP:9:ASN:N	47:BP:10:PRO:CD	2.67	0.56
51:BT:118:ARG:HA	51:BT:121:ILE:CG1	2.36	0.56
45:BN:67:LEU:HB3	45:BN:88:GLU:CG	2.36	0.56

Continued on next page...

Continued from previous page...

Atom-1	Atom-2	Interatomic distance (Å)	Clash overlap (Å)
1:AA:1227:A:H2'	13:AM:117:VAL:HG21	1.88	0.56
3:AC:86:VAL:O	3:AC:90:GLU:HG2	2.04	0.56
35:BA:654(A):G:C2'	35:BA:654(B):C:H5'	2.35	0.56
26:B1:73:LEU:O	26:B1:73:LEU:HD23	2.06	0.56
35:BA:2590:A:H5''	38:BD:239:ARG:HE	1.70	0.56
38:BD:70:TRP:HH2	38:BD:150:LYS:HA	1.63	0.56
42:BH:35:VAL:HG12	42:BH:37:VAL:HG23	1.88	0.56
35:BA:2745:C:C4	35:BA:2746:U:C4	2.94	0.56
10:AJ:47:PHE:CE2	14:AN:37:PHE:HE1	2.19	0.56
39:BE:69:LYS:N	39:BE:69:LYS:HE2	2.21	0.56
40:BF:74:ARG:O	40:BF:74:ARG:HG3	2.05	0.56
35:BA:548:A:H2'	35:BA:548:A:N3	2.21	0.56
35:BA:1668:A:H61	35:BA:1676:A:H61	1.53	0.56
1:AA:1231:G:C2'	1:AA:1232:U:H5'	2.35	0.56
1:AA:50:A:N6	1:AA:361:G:C4'	2.69	0.56
40:BF:110:LEU:CD1	40:BF:206:ILE:HD11	2.36	0.56
35:BA:1494:A:H2'	35:BA:1495:A:H5''	1.87	0.56
38:BD:81:ALA:HA	38:BD:113:VAL:CG2	2.36	0.56
46:BO:22:ILE:HG12	46:BO:41:ALA:HA	1.87	0.56
18:AR:87:ARG:CB	18:AR:87:ARG:HH11	2.19	0.56
35:BA:2208:A:H1'	35:BA:2219:G:C4	2.41	0.56
24:AY:390:VAL:HG23	24:AY:391:GLY:O	2.06	0.56
19:AS:11:VAL:HG23	19:AS:38:SER:HB2	1.87	0.55
55:BX:26:TYR:OH	55:BX:88:LYS:HB2	2.06	0.55
51:BT:7:ILE:O	51:BT:10:VAL:HB	2.05	0.55
50:BS:98:VAL:C	50:BS:100:ALA:N	2.60	0.55
24:AY:314:PHE:CD1	24:AY:314:PHE:C	2.79	0.55
24:AY:507:TYR:CD1	24:AY:507:TYR:C	2.80	0.55
1:AA:826:C:H2'	1:AA:827:U:H6	1.70	0.55
40:BF:133:ASN:H	40:BF:162:LEU:HD23	1.71	0.55
35:BA:2753:A:O2'	35:BA:2754:U:H5'	2.06	0.55
35:BA:2514:U:H2'	35:BA:2515:C:C6	2.30	0.55
48:BQ:76:LYS:CB	48:BQ:91:GLU:HG3	2.36	0.55
1:AA:1165:C:C4	1:AA:1166:G:N7	2.74	0.55
38:BD:139:GLY:H	38:BD:165:ILE:HB	1.71	0.55
24:AY:31:ARG:HH11	24:AY:31:ARG:HG2	1.71	0.55
35:BA:2097:C:H6	35:BA:2097:C:O5'	1.89	0.55
35:BA:841:A:H5'	35:BA:841:A:C8	2.35	0.55
11:AK:20:TYR:C	11:AK:21:ILE:HD12	2.25	0.55
24:AY:406:GLU:HB3	24:AY:407:PRO:CD	2.35	0.55
19:AS:65:ASN:HA	29:B4:48:ARG:HH22	1.71	0.55

Continued on next page...

Continued from previous page...

Atom-1	Atom-2	Interatomic distance (Å)	Clash overlap (Å)
24:AY:176:GLY:CA	24:AY:187:THR:HA	2.36	0.55
1:AA:1517:G:C2'	1:AA:1518:A:H5'	2.36	0.55
55:BX:41:ASN:O	55:BX:43:VAL:N	2.38	0.55
2:AB:153:ARG:H	2:AB:155:LEU:H	1.54	0.55
1:AA:483:C:H3'	1:AA:484:G:H5''	1.88	0.55
17:AQ:12:SER:HB3	17:AQ:20:THR:HB	1.88	0.55
37:BC:150:ILE:O	37:BC:154:ILE:HG13	2.06	0.55
35:BA:2260:C:H2'	35:BA:2261:C:C6	2.41	0.55
52:BU:88:ILE:O	52:BU:88:ILE:HG13	2.05	0.55
50:BS:85:VAL:HG23	50:BS:106:ARG:CG	2.36	0.55
9:AI:93:ARG:C	9:AI:95:LYS:H	2.09	0.55
27:B2:3:LEU:HB2	35:BA:98:G:OP1	2.06	0.55
31:B6:5:VAL:HG22	35:BA:2283:C:OP1	2.06	0.55
1:AA:1442:G:C5	1:AA:1442(B):A:H2	2.23	0.55
51:BT:23:ARG:CG	51:BT:120:ARG:NH1	2.67	0.55
38:BD:123:ALA:HB3	38:BD:131:LEU:HG	1.88	0.55
24:AY:282:SER:O	24:AY:286:ILE:HD13	2.07	0.55
28:B3:17:LYS:NZ	28:B3:20:LYS:CE	2.64	0.55
35:BA:958:U:OP2	48:BQ:14:ARG:NH1	2.40	0.55
2:AB:126:GLU:O	2:AB:129:GLU:OE1	2.23	0.55
42:BH:83:TYR:HA	42:BH:135:GLY:O	2.05	0.55
22:AV:72:A:H2'	22:AV:73:A:C8	2.41	0.55
2:AB:223:ILE:HG12	2:AB:226:ARG:NH1	2.21	0.55
35:BA:1274:A:N3	35:BA:1297:C:H1'	2.21	0.55
36:BB:106:G:O2'	36:BB:107:G:H5'	2.06	0.55
6:AF:80:ARG:HH11	6:AF:80:ARG:HG3	1.70	0.55
35:BA:914:C:C2'	35:BA:915:C:H5'	2.36	0.55
35:BA:1185:C:H5'	35:BA:1186:G:P	2.46	0.55
48:BQ:35:VAL:O	48:BQ:129:THR:HG22	2.06	0.55
1:AA:1410:G:H2'	1:AA:1411:C:C6	2.41	0.55
54:BW:1:MET:HE2	54:BW:2:GLU:H	1.71	0.55
41:BG:164:GLU:O	41:BG:165:THR:CG2	2.54	0.55
35:BA:78:A:H2'	35:BA:79:G:H8	1.71	0.55
35:BA:2749:A:N1	35:BA:2750:A:N6	2.52	0.55
26:B1:19:GLN:HB3	26:B1:35:THR:HG22	1.86	0.55
3:AC:182:ILE:HG23	3:AC:202:ILE:O	2.07	0.55
37:BC:84:ILE:HG12	37:BC:96:GLY:O	2.06	0.55
27:B2:3:LEU:HD22	27:B2:7:ARG:CZ	2.35	0.55
35:BA:2393:A:O2'	35:BA:2394:C:H5'	2.06	0.55
35:BA:1453:U:H2'	35:BA:1455:G:N7	2.21	0.55
35:BA:2631:G:N2	39:BE:61:ARG:HH12	2.04	0.55

Continued on next page...

Continued from previous page...

Atom-1	Atom-2	Interatomic distance (Å)	Clash overlap (Å)
4:AD:57:ARG:HB3	4:AD:206:PHE:HB2	1.89	0.55
39:BE:145:LYS:O	39:BE:146:THR:C	2.45	0.55
34:B9:6:SER:CB	35:BA:2466:C:H5'	2.36	0.55
39:BE:111:ARG:HA	49:BR:2:ARG:CB	2.33	0.55
57:BZ:115:GLY:CA	57:BZ:177:PRO:HD3	2.37	0.55
20:AT:86:ARG:HG3	20:AT:86:ARG:HH11	1.69	0.55
35:BA:1582:C:H2'	35:BA:1583:A:C8	2.37	0.55
56:BY:86:ARG:HB3	56:BY:88:LYS:HZ1	1.69	0.55
35:BA:2428:G:H5'	35:BA:2429:G:OP1	2.06	0.55
35:BA:2617:C:C2'	35:BA:2618:G:H5'	2.37	0.55
3:AC:119:ARG:O	3:AC:123:GLN:HG3	2.05	0.55
35:BA:1774:C:O2	38:BD:11:PRO:HB2	2.06	0.55
35:BA:2406:U:N3	47:BP:72:PRO:HB2	2.21	0.55
1:AA:1485:U:O2'	1:AA:1486:G:H5'	2.07	0.55
35:BA:1335:U:OP1	55:BX:65:ARG:NH2	2.39	0.55
35:BA:2220:G:H2'	35:BA:2221:G:H8	1.71	0.55
1:AA:119:A:O2'	1:AA:120:A:OP2	2.21	0.55
1:AA:1305:G:OP1	21:AU:2:GLY:N	2.39	0.55
24:AY:348:ARG:CZ	24:AY:382:GLU:HG3	2.36	0.55
35:BA:2088:G:C6	35:BA:2089:U:C4	2.95	0.55
42:BH:97:ARG:HG2	42:BH:97:ARG:O	2.05	0.55
24:AY:478:LYS:O	24:AY:480:GLN:NE2	2.40	0.55
1:AA:719:C:O2'	18:AR:49:LYS:HB3	2.07	0.55
24:AY:276:VAL:HG12	24:AY:277:VAL:N	2.22	0.55
1:AA:1238:A:H62	1:AA:1301:U:H3	1.54	0.55
19:AS:9:VAL:C	19:AS:10:PHE:CD1	2.80	0.55
41:BG:106:LEU:HA	41:BG:110:ALA:HB2	1.87	0.55
24:AY:334:THR:HG21	24:AY:370:LYS:HG2	1.88	0.55
58:AY:701:FUA:C21	58:AY:701:FUA:O2	2.52	0.55
35:BA:336:C:C4	35:BA:337:C:C5	2.94	0.55
56:BY:97:ARG:O	56:BY:98:VAL:HG23	2.07	0.55
13:AM:116:THR:CG2	13:AM:117:VAL:H	2.18	0.55
35:BA:2157:G:H8	35:BA:2157:G:OP2	1.89	0.55
35:BA:2230:G:H2'	35:BA:2231:C:C6	2.42	0.55
39:BE:95:ILE:N	39:BE:95:ILE:CD1	2.68	0.55
35:BA:1301:A:H2'	35:BA:1302:A:H3'	1.88	0.55
18:AR:59:SER:N	18:AR:62:GLU:HB2	2.19	0.55
57:BZ:72:ARG:NH1	57:BZ:72:ARG:HG3	2.13	0.55
15:AO:55:GLY:HA2	15:AO:58:MET:CE	2.35	0.55
38:BD:158:ALA:HB3	38:BD:161:THR:CG2	2.34	0.55
52:BU:26:GLY:O	52:BU:28:ARG:N	2.39	0.55

Continued on next page...

Continued from previous page...

Atom-1	Atom-2	Interatomic distance (Å)	Clash overlap (Å)
24:AY:519:ARG:HH22	24:AY:678:GLU:HB3	1.71	0.55
24:AY:176:GLY:HA3	24:AY:186:TYR:O	2.06	0.55
35:BA:1209:G:H21	35:BA:1210:A:H62	1.54	0.55
24:AY:343:ASN:HD21	24:AY:345:THR:CB	2.19	0.55
24:AY:342:TYR:HE2	24:AY:396:ARG:HD2	1.69	0.55
52:BU:70:ARG:HA	52:BU:74:LEU:O	2.06	0.55
1:AA:402:G:O2'	1:AA:403:C:H5'	2.07	0.55
35:BA:1888:G:N3	35:BA:1888:G:H5'	2.22	0.55
1:AA:1305:G:N2	1:AA:1331:G:O2'	2.33	0.55
41:BG:145:THR:HG23	41:BG:148:MET:HB2	1.88	0.55
32:B7:12:ARG:HH11	32:B7:12:ARG:HG3	1.71	0.55
35:BA:1435:G:H5'	35:BA:1436:G:OP2	2.06	0.55
40:BF:113:ALA:HB1	40:BF:186:ILE:HG21	1.87	0.55
1:AA:1160:G:O6	1:AA:1181:G:O6	2.24	0.55
1:AA:429:U:H4'	1:AA:430:A:O5'	2.06	0.55
4:AD:9:CYS:SG	4:AD:31:CYS:O	2.55	0.55
35:BA:925:C:C4	35:BA:926:A:N7	2.75	0.55
51:BT:29:ARG:HD2	51:BT:30:VAL:H	1.71	0.55
51:BT:6:LEU:O	51:BT:9:LEU:N	2.40	0.55
12:AL:41:ARG:HH11	12:AL:41:ARG:HB3	1.71	0.55
24:AY:125:ALA:C	24:AY:127:LYS:N	2.59	0.55
35:BA:2282:G:H4'	35:BA:2283:C:O5'	2.05	0.55
31:B6:38:LYS:HD3	35:BA:2344:U:OP1	2.06	0.55
33:B8:25:MET:HG3	47:BP:64:LYS:HB2	1.88	0.55
47:BP:9:ASN:H	47:BP:10:PRO:HD2	1.72	0.55
35:BA:1019:U:H3	35:BA:1142(A):A:N6	2.04	0.55
35:BA:286:C:H6	35:BA:286:C:C5'	2.08	0.55
24:AY:281:PRO:HB2	24:AY:286:ILE:CD1	2.26	0.55
18:AR:37:VAL:CG2	18:AR:38:GLU:H	2.12	0.55
35:BA:2298:A:N6	35:BA:2318:G:H8	2.03	0.55
35:BA:637:A:OP2	47:BP:115:LEU:HB2	2.06	0.55
47:BP:146:VAL:O	47:BP:148:LEU:CD1	2.55	0.55
35:BA:2590:A:OP2	38:BD:238:GLY:HA2	2.06	0.55
45:BN:120:LEU:HD11	45:BN:122:VAL:HG23	1.88	0.55
35:BA:272(D):G:H1	35:BA:364:C:H42	1.53	0.55
24:AY:238:THR:HG23	24:AY:240:GLU:H	1.71	0.55
40:BF:139:PHE:HB2	40:BF:166:ALA:HB1	1.88	0.55
1:AA:973:G:C1'	10:AJ:55:LYS:HE2	2.36	0.55
47:BP:12:ALA:HB1	47:BP:16:ARG:HB3	1.88	0.55
24:AY:146:LEU:HD23	24:AY:146:LEU:C	2.27	0.55
35:BA:917:A:H2'	35:BA:918:A:O4'	2.06	0.55

Continued on next page...

Continued from previous page...

Atom-1	Atom-2	Interatomic distance (Å)	Clash overlap (Å)
6:AF:80:ARG:HG3	6:AF:80:ARG:NH1	2.22	0.55
33:B8:62:LEU:N	33:B8:63:PRO:HD2	2.21	0.55
21:AU:3:LYS:HB3	21:AU:14:TRP:CD1	2.41	0.55
35:BA:1808:U:H2'	35:BA:1809:A:O4'	2.06	0.55
1:AA:444:C:H42	1:AA:490:G:H1	1.55	0.55
35:BA:654(E):G:C2'	35:BA:654(F):C:H5'	2.37	0.55
12:AL:119:LYS:CB	12:AL:120:TYR:CD1	2.90	0.55
24:AY:343:ASN:HD21	24:AY:345:THR:HB	1.72	0.55
1:AA:100:C:H2'	1:AA:101:A:C8	2.42	0.55
39:BE:4:ILE:CG1	39:BE:5:LEU:N	2.68	0.55
15:AO:53:HIS:O	15:AO:56:LEU:HB3	2.06	0.55
35:BA:2870:C:O2'	35:BA:2871:C:H5'	2.06	0.55
55:BX:65:ARG:HG2	55:BX:66:LEU:N	2.22	0.55
46:BO:34:THR:O	46:BO:35:VAL:C	2.45	0.55
4:AD:70:ILE:HG12	4:AD:70:ILE:O	2.05	0.55
2:AB:41:ILE:HG22	2:AB:41:ILE:O	2.06	0.55
1:AA:617:G:N1	1:AA:618:C:C4	2.74	0.55
11:AK:95:ILE:O	11:AK:98:LEU:HB2	2.07	0.55
1:AA:1271:G:H2'	1:AA:1272:G:H8	1.72	0.55
19:AS:12:ASP:OD2	19:AS:35:SER:HB2	2.07	0.55
10:AJ:27:ALA:HB2	10:AJ:85:LEU:HD11	1.88	0.55
26:B1:81:LYS:HZ1	35:BA:271(I):G:P	2.28	0.55
47:BP:57:THR:OG1	47:BP:59:LEU:HB3	2.06	0.55
35:BA:1485:G:N3	35:BA:1505:C:N3	2.55	0.55
51:BT:50:ILE:HG23	51:BT:99:LEU:O	2.07	0.55
1:AA:1277:C:C6	1:AA:1277:C:C3'	2.89	0.55
35:BA:1946:U:H2'	35:BA:1947:C:H6	1.71	0.55
41:BG:31:VAL:CG2	41:BG:32:PRO:HD2	2.37	0.55
41:BG:173:LEU:HA	41:BG:176:LEU:CD1	2.36	0.55
22:AV:3:C:N4	22:AV:70:G:H1	2.03	0.55
51:BT:98:LYS:HB3	51:BT:100:TYR:HE1	1.70	0.55
1:AA:631:G:H5'	1:AA:631:G:C8	2.41	0.55
1:AA:300:A:H2'	1:AA:301:G:O4'	2.07	0.55
35:BA:1963:U:C2'	35:BA:1963:U:O2	2.54	0.55
11:AK:58:PRO:HA	11:AK:90:GLY:CA	2.35	0.55
43:BK:71:THR:CB	43:BK:72:PRO:HD2	2.37	0.55
12:AL:8:ASN:O	12:AL:12:ARG:HG3	2.05	0.55
35:BA:2276:G:O2'	35:BA:2277:G:H5'	2.06	0.55
55:BX:44:GLU:HB2	55:BX:49:VAL:O	2.07	0.55
35:BA:64:A:H2'	35:BA:65:C:O4'	2.05	0.55
1:AA:936:C:H2'	1:AA:937:A:O4'	2.06	0.55

Continued on next page...

Continued from previous page...

Atom-1	Atom-2	Interatomic distance (Å)	Clash overlap (Å)
1:AA:60:A:H5''	1:AA:331:G:N2	2.22	0.55
35:BA:1109:C:H5'	35:BA:1110:G:OP2	2.07	0.55
46:BO:60:ALA:HA	46:BO:87:ILE:HD13	1.88	0.55
49:BR:18:LEU:HD21	49:BR:22:ARG:CZ	2.36	0.55
35:BA:1921:G:O2'	35:BA:1922:G:H5'	2.06	0.55
35:BA:1428:C:N4	35:BA:1569:A:H3'	2.22	0.55
35:BA:1893:C:H2'	35:BA:1894:C:H5'	1.89	0.55
1:AA:925:G:H5'	1:AA:926:G:OP1	2.06	0.55
35:BA:453:C:H4'	35:BA:472:A:N6	2.22	0.55
1:AA:1388:C:H2'	1:AA:1389:C:H6	1.72	0.55
24:AY:162:VAL:CG2	24:AY:255:ILE:HD11	2.37	0.55
16:AP:8:ARG:HB3	16:AP:28:ARG:HH12	1.72	0.55
50:BS:67:ARG:HB3	50:BS:71:ARG:HH22	1.70	0.55
41:BG:71:THR:HG23	41:BG:89:GLY:C	2.27	0.55
35:BA:1846:G:H8	35:BA:1846:G:H5'	1.71	0.55
1:AA:1329:A:OP1	13:AM:28:ALA:HB3	2.06	0.55
45:BN:99:LEU:O	45:BN:102:ALA:HB3	2.06	0.55
35:BA:2439:A:N3	35:BA:2439:A:C2'	2.69	0.55
35:BA:624:C:H41	47:BP:107:LYS:HZ3	1.53	0.55
22:AV:35:A:O2'	22:AV:36:U:H5'	2.06	0.55
35:BA:941:A:H4'	47:BP:35:HIS:CE1	2.42	0.55
54:BW:14:PRO:CG	54:BW:78:GLU:HB2	2.36	0.55
50:BS:11:LYS:HG2	50:BS:13:ARG:HH21	1.66	0.55
51:BT:57:PHE:O	51:BT:58:ASN:C	2.45	0.55
57:BZ:53:ILE:HG22	57:BZ:71:VAL:HB	1.88	0.55
35:BA:1542:A:H3'	35:BA:1542:A:H8	1.71	0.55
24:AY:506:GLN:OE1	24:AY:506:GLN:HA	2.06	0.55
24:AY:228:MET:O	24:AY:232:LEU:HD22	2.07	0.55
55:BX:63:LYS:HB3	55:BX:72:LYS:HG2	1.88	0.55
46:BO:4:PRO:O	46:BO:5:GLN:CB	2.54	0.55
1:AA:1008:C:O5'	1:AA:1008:C:H6	1.89	0.55
35:BA:198:C:H42	35:BA:248:G:H1	1.55	0.55
35:BA:79:G:O2'	35:BA:80:G:H5'	2.07	0.55
11:AK:109:VAL:HG13	18:AR:85:LEU:O	2.06	0.55
35:BA:1491:G:N3	35:BA:1491:G:H2'	2.21	0.55
35:BA:2236:C:H2'	35:BA:2237:G:O4'	2.07	0.55
35:BA:2602:A:H4'	35:BA:2603:G:C5'	2.36	0.55
24:AY:367:GLU:O	24:AY:367:GLU:HG2	2.06	0.55
19:AS:53:ASN:O	19:AS:55:LYS:N	2.39	0.55
1:AA:753:A:H4'	1:AA:754:C:H5''	1.89	0.55
37:BC:101:ILE:HG13	37:BC:128:LEU:HD11	1.88	0.55

Continued on next page...

Continued from previous page...

Atom-1	Atom-2	Interatomic distance (Å)	Clash overlap (Å)
35:BA:1378:A:H4'	35:BA:1379:A:OP1	2.06	0.55
35:BA:996:A:O3'	52:BU:92:ARG:HG2	2.07	0.55
27:B2:38:GLN:HE21	27:B2:44:LEU:HB2	1.72	0.55
10:AJ:37:PRO:HA	10:AJ:72:VAL:HG22	1.89	0.55
5:AE:80:ILE:HD11	5:AE:138:ALA:HB1	1.88	0.55
5:AE:80:ILE:HG22	8:AH:104:ARG:HH21	1.69	0.55
1:AA:1225:A:H3'	1:AA:1226:C:C6	2.41	0.55
35:BA:1799:G:N2	35:BA:1818:U:H2'	2.22	0.55
24:AY:633:GLY:HA3	24:AY:644:ARG:NH1	2.22	0.55
41:BG:173:LEU:O	41:BG:178:PHE:HD1	1.89	0.55
24:AY:518:PRO:HD2	24:AY:521:SER:OG	2.07	0.55
50:BS:31:SER:HB3	50:BS:34:HIS:O	2.07	0.55
35:BA:514:A:H2'	35:BA:515:A:H8	1.69	0.55
40:BF:160:ASN:HD21	40:BF:162:LEU:HB2	1.72	0.55
1:AA:1190:G:H3'	3:AC:3:ASN:ND2	2.22	0.55
35:BA:221:A:H4'	35:BA:222:A:O5'	2.07	0.55
35:BA:1175:U:H4'	35:BA:1176:G:H5'	1.88	0.55
35:BA:739:G:HO2'	35:BA:740:U:H6	1.54	0.55
37:BC:115:VAL:CG1	37:BC:145:THR:HG23	2.35	0.55
8:AH:50:ARG:CG	8:AH:50:ARG:HH11	2.17	0.55
57:BZ:9:TYR:CE2	57:BZ:35:ARG:NH1	2.69	0.55
35:BA:1268:A:H2'	35:BA:1269:A:O4'	2.07	0.55
26:B1:25:LYS:HB3	35:BA:388:G:H5'	1.88	0.55
41:BG:95:ARG:O	41:BG:96:ARG:O	2.25	0.55
24:AY:634:MET:HA	24:AY:642:VAL:O	2.07	0.55
35:BA:529:A:H4'	35:BA:530:G:O5'	2.07	0.55
43:BK:120:LEU:HA	43:BK:123:ALA:HB3	1.89	0.55
37:BC:84:ILE:O	37:BC:88:GLU:HG3	2.05	0.55
35:BA:187:G:N3	35:BA:1365:A:H2	2.04	0.55
35:BA:2736:G:O2'	35:BA:2737:G:H5'	2.07	0.55
41:BG:97:ASP:O	41:BG:101:ILE:CB	2.55	0.55
56:BY:13:VAL:HG22	56:BY:14:LEU:H	1.70	0.55
49:BR:55:ALA:HB2	49:BR:79:LEU:HD11	1.89	0.55
45:BN:22:THR:HB	45:BN:25:ARG:HB2	1.88	0.55
45:BN:23:LEU:HB2	45:BN:60:ILE:HG21	1.88	0.55
50:BS:49:VAL:HG21	50:BS:77:ALA:CB	2.30	0.55
35:BA:478:A:C6	35:BA:480:A:C6	2.95	0.55
1:AA:893:C:H2'	1:AA:894:G:H8	1.72	0.55
1:AA:769:G:H4'	1:AA:1513:A:H4'	1.87	0.55
1:AA:353:A:C8	1:AA:353:A:H5'	2.37	0.55
24:AY:111:SER:O	24:AY:113:GLY:N	2.39	0.55

Continued on next page...

Continued from previous page...

Atom-1	Atom-2	Interatomic distance (Å)	Clash overlap (Å)
35:BA:1238:G:O2'	35:BA:1239:G:H5'	2.05	0.55
7:AG:12:LEU:HD13	7:AG:25:ALA:HB2	1.88	0.55
35:BA:208:C:H2'	35:BA:209:C:H6	1.71	0.55
22:AV:66:C:H2'	22:AV:67:C:C6	2.42	0.55
39:BE:152:LYS:HG3	39:BE:153:GLY:H	1.71	0.55
38:BD:11:PRO:C	38:BD:13:ARG:H	2.08	0.55
53:BV:2:PHE:O	53:BV:14:VAL:O	2.25	0.55
1:AA:954:G:H2'	1:AA:955:U:C6	2.41	0.55
1:AA:642:A:H2'	1:AA:643:C:H6	1.72	0.55
42:BH:136:ILE:HD12	42:BH:136:ILE:N	2.21	0.55
15:AO:83:GLU:C	15:AO:85:LEU:H	2.11	0.55
37:BC:102:GLN:O	37:BC:105:LEU:HB3	2.07	0.55
9:AI:4:TYR:CE2	9:AI:88:TYR:HB2	2.41	0.55
35:BA:2732:G:H5''	35:BA:2733:A:C8	2.41	0.55
1:AA:1314:C:H2'	1:AA:1315:U:C6	2.42	0.55
41:BG:106:LEU:CA	41:BG:110:ALA:HB3	2.37	0.55
31:B6:48:VAL:CG2	31:B6:49:HIS:N	2.45	0.55
13:AM:120:LYS:HD2	13:AM:120:LYS:N	2.22	0.55
10:AJ:50:ILE:N	10:AJ:50:ILE:HD13	2.13	0.55
8:AH:114:THR:HG21	8:AH:129:VAL:CG2	2.36	0.55
26:B1:86:SER:HA	26:B1:89:GLU:CD	2.26	0.55
57:BZ:152:ALA:HA	57:BZ:167:PRO:HB2	1.88	0.55
35:BA:2747:G:O2'	42:BH:67:LEU:HD12	2.07	0.55
57:BZ:108:PRO:HB3	57:BZ:141:VAL:HG12	1.89	0.55
50:BS:12:PHE:HD1	50:BS:12:PHE:O	1.90	0.55
51:BT:100:TYR:N	51:BT:100:TYR:CD1	2.74	0.55
45:BN:133:GLN:O	45:BN:134:ARG:HB3	2.05	0.55
50:BS:59:LYS:HD2	50:BS:61:ASN:CB	2.35	0.55
24:AY:414:GLU:O	24:AY:474:ALA:HB1	2.07	0.55
35:BA:1171:G:N2	35:BA:1179:C:N3	2.55	0.55
25:B0:24:LYS:O	25:B0:25:ARG:HD3	2.07	0.55
35:BA:2167:U:H2'	35:BA:2168:G:O4'	2.07	0.55
53:BV:58:VAL:HG12	53:BV:58:VAL:O	2.07	0.55
35:BA:1093:G:H21	35:BA:1098:A:H62	1.54	0.55
26:B1:58:ILE:HD11	26:B1:91:LYS:HA	1.89	0.55
1:AA:356:A:H1'	1:AA:368:U:O2'	2.06	0.55
1:AA:637:G:O2'	1:AA:638:G:H5'	2.07	0.55
35:BA:1047:G:HO2'	35:BA:1110:G:N2	2.04	0.55
24:AY:12:LEU:HB3	24:AY:283:PRO:HG2	1.88	0.55
35:BA:1152:C:OP2	35:BA:1152:C:H6	1.90	0.55
35:BA:1423:G:H8	35:BA:1423:G:O5'	1.90	0.55

Continued on next page...

Continued from previous page...

Atom-1	Atom-2	Interatomic distance (Å)	Clash overlap (Å)
24:AY:359:HIS:O	24:AY:361:ASN:N	2.40	0.55
1:AA:324:G:N2	1:AA:326:G:H3'	2.21	0.55
24:AY:250:THR:O	24:AY:253:LEU:N	2.22	0.54
37:BC:118:PRO:HB2	37:BC:148:PHE:CZ	2.42	0.54
35:BA:1568:G:P	38:BD:63:ARG:HH22	2.30	0.54
1:AA:1301:U:H3'	1:AA:1302:U:C5'	2.37	0.54
35:BA:302:C:OP2	56:BY:73:ARG:NH1	2.39	0.54
35:BA:2388:A:H5'	35:BA:2389:G:OP2	2.07	0.54
47:BP:50:ARG:O	47:BP:57:THR:HG22	2.07	0.54
35:BA:2163:C:C2'	35:BA:2164:C:H5'	2.37	0.54
43:BK:3:LYS:HD3	43:BK:29:GLN:HG2	1.87	0.54
3:AC:90:GLU:C	3:AC:93:LYS:HB3	2.25	0.54
30:B5:19:ARG:HA	35:BA:2046:G:C5'	2.37	0.54
10:AJ:50:ILE:HD11	14:AN:41:ARG:CZ	2.37	0.54
42:BH:83:TYR:CB	42:BH:134:SER:HA	2.34	0.54
42:BH:43:VAL:CG1	42:BH:51:ARG:O	2.54	0.54
48:BQ:55:VAL:CG1	48:BQ:56:ARG:H	2.20	0.54
35:BA:345:A:N3	35:BA:345:A:H2'	2.21	0.54
51:BT:55:ASN:O	51:BT:55:ASN:ND2	2.40	0.54
56:BY:95:LYS:HD3	56:BY:100:ALA:CB	2.34	0.54
45:BN:133:GLN:HG2	45:BN:134:ARG:N	2.21	0.54
54:BW:44:ALA:O	54:BW:47:VAL:N	2.40	0.54
1:AA:447:G:H8	1:AA:447:G:O5'	1.91	0.54
35:BA:2223:G:C2'	35:BA:2224:G:H5'	2.37	0.54
26:B1:26:ARG:HG3	26:B1:27:GLU:N	2.21	0.54
15:AO:39:LEU:CD1	15:AO:56:LEU:HB2	2.37	0.54
35:BA:338:G:O2'	35:BA:339:U:H5'	2.06	0.54
3:AC:112:SER:HB3	3:AC:115:LEU:HD12	1.87	0.54
35:BA:1555:G:H2'	35:BA:1555:G:N3	2.21	0.54
2:AB:53:ARG:O	2:AB:53:ARG:HG2	2.07	0.54
1:AA:1158:C:H4'	2:AB:133:LYS:HD3	1.88	0.54
25:B0:16:SER:HB2	35:BA:2262:U:C5	2.41	0.54
53:BV:38:LEU:O	53:BV:51:VAL:HG13	2.07	0.54
1:AA:1318:A:O3'	19:AS:10:PHE:CD2	2.60	0.54
35:BA:2057:A:C2'	35:BA:2058:A:H5'	2.37	0.54
2:AB:200:ILE:O	2:AB:201:ILE:HD13	2.06	0.54
50:BS:89:ARG:HG3	50:BS:92:TYR:N	2.21	0.54
50:BS:98:VAL:HG12	50:BS:100:ALA:N	2.21	0.54
50:BS:96:GLY:O	50:BS:98:VAL:N	2.38	0.54
41:BG:107:LEU:HD23	41:BG:111:LEU:HD12	1.88	0.54
24:AY:120:THR:HB	24:AY:124:GLN:OE1	2.08	0.54

Continued on next page...

Continued from previous page...

Atom-1	Atom-2	Interatomic distance (Å)	Clash overlap (Å)
24:AY:16:GLY:N	24:AY:101:LEU:CD1	2.70	0.54
2:AB:19:HIS:O	2:AB:20:GLU:O	2.26	0.54
33:B8:51:ALA:N	33:B8:53:PRO:HD2	2.22	0.54
51:BT:91:ARG:O	51:BT:117:ASP:CB	2.55	0.54
49:BR:38:VAL:HB	49:BR:39:PRO:CD	2.26	0.54
48:BQ:11:LYS:NZ	48:BQ:88:GLY:O	2.33	0.54
24:AY:92:ILE:HG12	24:AY:405:PRO:CG	2.32	0.54
20:AT:33:ILE:HD13	20:AT:63:ILE:CG1	2.37	0.54
35:BA:545:C:H3'	35:BA:547:A:C5'	2.35	0.54
18:AR:58:LEU:CD1	18:AR:58:LEU:N	2.70	0.54
35:BA:2656:U:C2'	35:BA:2657:A:H5''	2.36	0.54
36:BB:15:A:H3'	36:BB:16:G:H5'	1.87	0.54
6:AF:4:TYR:HE1	6:AF:92:LYS:HD2	1.71	0.54
24:AY:128:TYR:CE2	24:AY:130:VAL:HG23	2.42	0.54
35:BA:796:C:H2'	35:BA:797:C:C6	2.42	0.54
35:BA:2818:G:O2'	35:BA:2837:G:H5'	2.07	0.54
27:B2:2:LYS:HD2	27:B2:5:GLU:OE1	2.07	0.54
40:BF:185:ASP:HA	40:BF:188:ARG:CD	2.37	0.54
57:BZ:137:ILE:CG2	57:BZ:155:LEU:HD12	2.37	0.54
35:BA:764:A:C5	38:BD:209:ALA:HB1	2.42	0.54
35:BA:2681:C:H6	35:BA:2683:C:H41	1.55	0.54
16:AP:67:THR:HG22	16:AP:68:ASP:H	1.72	0.54
35:BA:381:G:O2'	35:BA:382:G:H5'	2.08	0.54
1:AA:1493:A:O2'	1:AA:1494:G:OP1	2.25	0.54
1:AA:1051:C:H2'	1:AA:1052:U:O4'	2.07	0.54
35:BA:414:C:H5''	35:BA:414:C:H6	1.72	0.54
40:BF:100:THR:O	40:BF:100:THR:HG22	2.07	0.54
14:AN:13:THR:HG22	14:AN:13:THR:O	2.06	0.54
35:BA:1902:C:H2'	35:BA:1903:G:O4'	2.06	0.54
35:BA:211:A:C3'	35:BA:212:G:H5''	2.38	0.54
30:B5:3:LYS:HG2	35:BA:747:U:O4	2.08	0.54
24:AY:100:VAL:HG13	24:AY:101:LEU:N	2.22	0.54
58:AY:701:FUA:O1	58:AY:701:FUA:C1	2.55	0.54
27:B2:69:ARG:HG3	27:B2:70:GLN:N	2.22	0.54
2:AB:20:GLU:HB2	2:AB:190:THR:OG1	2.07	0.54
19:AS:31:ILE:HG21	19:AS:49:ILE:HG12	1.89	0.54
35:BA:1567:A:C5'	38:BD:58:HIS:CD2	2.90	0.54
22:AV:31:G:H3'	22:AV:32:C:C6	2.43	0.54
24:AY:227:ILE:HD11	24:AY:241:GLU:C	2.27	0.54
10:AJ:61:GLU:HG3	14:AN:58:LYS:NZ	2.22	0.54
4:AD:108:LEU:HD23	4:AD:110:PHE:CE2	2.43	0.54

Continued on next page...

Continued from previous page...

Atom-1	Atom-2	Interatomic distance (Å)	Clash overlap (Å)
57:BZ:107:THR:HG23	57:BZ:111:VAL:HG11	1.87	0.54
35:BA:298:G:H8	35:BA:298:G:O5'	1.91	0.54
35:BA:1389:G:H2'	35:BA:1390:U:C6	2.43	0.54
1:AA:300:A:C2'	1:AA:301:G:H5'	2.37	0.54
35:BA:1079:C:H1'	43:BK:132:ARG:HH22	1.72	0.54
35:BA:2193:G:C2'	35:BA:2194:G:H5'	2.37	0.54
50:BS:20:ARG:HG2	50:BS:20:ARG:HH11	1.72	0.54
24:AY:530:VAL:HG13	24:AY:531:GLY:H	1.72	0.54
1:AA:956:U:H2'	1:AA:957:U:H6	1.72	0.54
24:AY:209:ALA:O	24:AY:210:ARG:C	2.46	0.54
1:AA:174:C:O2'	1:AA:175:C:H5'	2.07	0.54
35:BA:1270:C:H5''	35:BA:1271:G:H5'	1.89	0.54
1:AA:603:U:H2'	1:AA:604:G:C8	2.42	0.54
2:AB:63:MET:O	2:AB:63:MET:HG3	2.06	0.54
17:AQ:27:PHE:CE1	17:AQ:36:ILE:HD11	2.42	0.54
35:BA:347:A:H2'	35:BA:348:G:C8	2.43	0.54
41:BG:33:ARG:N	41:BG:33:ARG:HD3	2.22	0.54
4:AD:18:LYS:O	4:AD:19:LEU:HD12	2.08	0.54
41:BG:77:ILE:HG21	41:BG:80:PHE:HB2	1.90	0.54
35:BA:2732:G:H3'	35:BA:2733:A:C5'	2.38	0.54
9:AI:26:VAL:HG22	9:AI:61:ALA:HB3	1.90	0.54
40:BF:10:PRO:HG2	40:BF:11:VAL:H	1.73	0.54
35:BA:1043:C:H2'	35:BA:1044:G:C5'	2.28	0.54
24:AY:485:GLU:HB2	24:AY:560:VAL:HG22	1.88	0.54
35:BA:811:U:O2'	35:BA:1250:G:H2'	2.07	0.54
35:BA:2754:U:H2'	35:BA:2756:U:OP1	2.06	0.54
35:BA:676:A:C8	35:BA:2443:C:H1'	2.41	0.54
24:AY:14:ASN:ND2	24:AY:80:ASN:HD22	2.05	0.54
25:B0:5:LYS:HB3	25:B0:5:LYS:HZ2	1.72	0.54
1:AA:1347:G:O2'	1:AA:1348:U:P	2.64	0.54
35:BA:1599:C:H2'	35:BA:1600:C:C6	2.40	0.54
35:BA:1516:C:C2'	35:BA:1517:G:C5'	2.86	0.54
35:BA:200:U:C2'	35:BA:201:C:H5'	2.38	0.54
35:BA:675:A:H4'	40:BF:67:GLN:OE1	2.08	0.54
45:BN:57:ALA:N	45:BN:124:ALA:HA	2.22	0.54
24:AY:210:ARG:O	24:AY:213:HIS:N	2.39	0.54
35:BA:2880:C:N4	35:BA:2881:C:H41	2.04	0.54
53:BV:98:GLU:OE2	53:BV:100:ARG:HB3	2.08	0.54
35:BA:1759:A:H5'	35:BA:2715:C:H1'	1.90	0.54
35:BA:1159:U:H5''	35:BA:1159:U:H6	1.72	0.54
37:BC:88:GLU:CA	37:BC:95:VAL:HG21	2.37	0.54

Continued on next page...

Continued from previous page...

Atom-1	Atom-2	Interatomic distance (Å)	Clash overlap (Å)
1:AA:416:G:H2'	1:AA:417:C:C6	2.42	0.54
24:AY:277:VAL:HG13	24:AY:278:ASP:N	2.23	0.54
41:BG:157:ILE:HG22	41:BG:158:ALA:N	2.23	0.54
1:AA:1270:C:H4'	1:AA:1313:U:O2'	2.08	0.54
36:BB:49:C:H2'	36:BB:50:G:C8	2.43	0.54
10:AJ:33:GLN:H	10:AJ:75:ILE:HD11	1.72	0.54
26:B1:76:ARG:CZ	26:B1:95:LEU:HD22	2.37	0.54
31:B6:5:VAL:CG1	31:B6:6:ARG:N	2.70	0.54
35:BA:2347:C:H2'	35:BA:2348:U:C5	2.42	0.54
35:BA:2415:G:H2'	35:BA:2416:C:C6	2.42	0.54
43:BK:106:GLU:HG3	43:BK:107:ILE:N	2.23	0.54
49:BR:113:LEU:CD1	49:BR:114:VAL:H	2.09	0.54
1:AA:691:G:H2'	1:AA:692:U:C6	2.42	0.54
11:AK:122:LYS:O	11:AK:124:LYS:N	2.41	0.54
35:BA:2397:G:H2'	35:BA:2398:U:C6	2.43	0.54
24:AY:539:ILE:O	24:AY:540:PRO:C	2.42	0.54
1:AA:626:U:O2	1:AA:626:U:H2'	2.07	0.54
4:AD:122:ARG:HH11	4:AD:134:ASP:HB2	1.71	0.54
35:BA:1998:G:OP2	39:BE:136:ARG:NH2	2.41	0.54
2:AB:223:ILE:C	2:AB:225:ALA:H	2.11	0.54
35:BA:1221:C:H2'	35:BA:1221(A):C:C6	2.42	0.54
36:BB:106:G:H5"	57:BZ:31:ARG:HB3	1.89	0.54
29:B4:39:CYS:O	29:B4:40:HIS:HB2	2.06	0.54
35:BA:2121:G:H5'	35:BA:2122:U:OP2	2.07	0.54
35:BA:567:A:N1	35:BA:571:A:H8	2.05	0.54
53:BV:35:LEU:HB2	53:BV:57:VAL:CG1	2.38	0.54
38:BD:72:LYS:HE2	38:BD:101:GLU:OE1	2.08	0.54
15:AO:3:ILE:O	15:AO:3:ILE:HG13	2.07	0.54
9:AI:4:TYR:CE2	9:AI:59:PHE:HE2	2.25	0.54
4:AD:26:CYS:O	4:AD:31:CYS:HB2	2.08	0.54
49:BR:99:LYS:N	49:BR:99:LYS:CD	2.56	0.54
24:AY:411:VAL:HG23	24:AY:459:LEU:CD2	2.37	0.54
47:BP:66:GLY:O	47:BP:67:MET:HB3	2.07	0.54
35:BA:272(H):C:C5'	35:BA:272(H):C:H6	2.15	0.54
40:BF:7:TYR:OH	40:BF:10:PRO:HG3	2.08	0.54
40:BF:32:LEU:O	40:BF:36:VAL:HG23	2.08	0.54
35:BA:2787:C:H1'	39:BE:61:ARG:HD3	1.89	0.54
45:BN:95:PRO:HA	45:BN:98:VAL:HG23	1.89	0.54
35:BA:948:G:H1	35:BA:969:U:H3	1.56	0.54
36:BB:81:G:C2	36:BB:82:G:N7	2.75	0.54
47:BP:85:LEU:H	47:BP:85:LEU:CD2	2.15	0.54

Continued on next page...

Continued from previous page...

Atom-1	Atom-2	Interatomic distance (Å)	Clash overlap (Å)
35:BA:1195:G:O2'	35:BA:1196:C:H5'	2.08	0.54
39:BE:30:PRO:O	39:BE:32:PRO:HD3	2.07	0.54
35:BA:751:A:C5'	54:BW:90:ARG:HA	2.38	0.54
35:BA:1993:U:H4'	39:BE:128:SER:OG	2.07	0.54
13:AM:19:LEU:CD2	13:AM:19:LEU:N	2.70	0.54
1:AA:769:G:O2'	1:AA:770:C:H5'	2.07	0.54
35:BA:1164:G:H1	35:BA:1185:C:H42	1.54	0.54
1:AA:383:A:C2'	1:AA:384:G:H5'	2.36	0.54
7:AG:144:MET:O	7:AG:147:ALA:HB3	2.07	0.54
24:AY:346:LYS:O	24:AY:347:GLY:C	2.46	0.54
1:AA:151:A:C2'	1:AA:152:A:H5'	2.38	0.54
35:BA:2115:G:H3'	35:BA:2116:G:C5'	2.38	0.54
35:BA:291:C:H2'	35:BA:292:C:C6	2.42	0.54
1:AA:191:G:N3	20:AT:105:SER:HB3	2.23	0.54
37:BC:42:VAL:O	37:BC:176:VAL:HG22	2.08	0.54
35:BA:2537:U:H2'	35:BA:2538:C:C6	2.43	0.54
1:AA:1161:C:O2'	1:AA:1162:C:H5'	2.07	0.54
51:BT:13:ARG:NH1	51:BT:15:VAL:HG22	2.11	0.54
46:BO:52:VAL:C	46:BO:53:LYS:HG3	2.28	0.54
41:BG:111:LEU:HA	41:BG:114:ILE:HD12	1.90	0.54
35:BA:2861:G:H2'	35:BA:2862:G:H8	1.72	0.54
10:AJ:32:ALA:HB1	10:AJ:75:ILE:HG13	1.88	0.54
24:AY:337:SER:HB2	24:AY:355:LEU:HD23	1.90	0.54
24:AY:97:SER:O	24:AY:101:LEU:HD23	2.06	0.54
31:B6:54:ILE:HD13	35:BA:2420:C:C4'	2.36	0.54
43:BK:109:LYS:O	43:BK:112:MET:HG2	2.07	0.54
30:B5:44:THR:CG2	30:B5:45:VAL:H	2.18	0.54
35:BA:1146:C:O2	35:BA:1146:C:H2'	2.08	0.54
36:BB:20:C:O2'	36:BB:21:G:H5''	2.07	0.54
35:BA:1059:G:H2'	35:BA:1060:U:C6	2.42	0.54
35:BA:2759:G:O2'	35:BA:2760:C:H5'	2.08	0.54
35:BA:1331:A:C2'	35:BA:1332:G:H5''	2.38	0.54
1:AA:437:U:H2'	1:AA:438:G:O4'	2.08	0.54
6:AF:80:ARG:NH1	6:AF:88:VAL:HB	2.21	0.54
35:BA:737:C:O2'	35:BA:738:G:H5'	2.08	0.54
24:AY:168:ILE:HD11	24:AY:178:ILE:HD11	1.89	0.54
25:B0:78:TYR:N	25:B0:78:TYR:CD1	2.74	0.54
35:BA:1212:G:O2'	35:BA:1236:G:N2	2.40	0.54
35:BA:621:A:H2'	35:BA:622:G:C5'	2.38	0.54
47:BP:80:TYR:CE1	47:BP:111:ARG:HG2	2.43	0.54
12:AL:98:TYR:N	12:AL:98:TYR:CD1	2.76	0.54

Continued on next page...

Continued from previous page...

Atom-1	Atom-2	Interatomic distance (Å)	Clash overlap (Å)
45:BN:33:LEU:HD23	45:BN:52:VAL:HG21	1.90	0.54
37:BC:130:ARG:O	37:BC:130:ARG:HG3	2.07	0.54
24:AY:298:VAL:HG13	24:AY:299:VAL:N	2.22	0.54
2:AB:162:ILE:HG22	2:AB:182:ILE:HG21	1.89	0.54
35:BA:769:G:H4'	35:BA:1379:A:N1	2.23	0.54
35:BA:2248:C:H2'	35:BA:2249:U:C5'	2.36	0.54
24:AY:277:VAL:HG13	24:AY:278:ASP:H	1.73	0.54
19:AS:51:VAL:O	19:AS:58:VAL:HG22	2.07	0.54
27:B2:41:ILE:HD11	27:B2:44:LEU:CD1	2.13	0.54
2:AB:185:ILE:HG22	2:AB:199:TYR:CB	2.23	0.54
41:BG:63:ILE:HD12	41:BG:64:THR:N	2.23	0.54
24:AY:266:ASN:C	24:AY:267:LYS:HG3	2.27	0.54
35:BA:285:C:H2'	35:BA:286:C:C5'	2.37	0.54
36:BB:86:G:C6	36:BB:92:C:N3	2.75	0.54
38:BD:241:PRO:O	38:BD:242:ARG:CB	2.53	0.54
41:BG:16:ARG:O	41:BG:20:ILE:HG13	2.08	0.54
42:BH:44:VAL:O	42:BH:50:VAL:HG13	2.08	0.54
1:AA:1281:U:H5'	1:AA:1282:C:OP2	2.06	0.54
2:AB:87:ARG:NH1	2:AB:223:ILE:HD11	2.23	0.54
2:AB:97:TRP:HH2	2:AB:176:GLU:CD	2.11	0.54
2:AB:22:LYS:H	2:AB:40:HIS:HE1	1.54	0.54
40:BF:167:ALA:CB	40:BF:173:VAL:HG11	2.36	0.54
6:AF:91:VAL:HG12	6:AF:92:LYS:N	2.23	0.54
1:AA:490:G:H2'	1:AA:491:G:C8	2.38	0.54
35:BA:654(C):G:H2'	35:BA:654(D):G:C8	2.43	0.54
54:BW:6:ILE:O	54:BW:6:ILE:HG22	2.07	0.54
40:BF:65:TRP:HZ3	40:BF:75:HIS:HD2	1.56	0.54
48:BQ:42:ILE:HG22	48:BQ:43:THR:O	2.07	0.54
46:BO:20:MET:O	46:BO:41:ALA:HB1	2.07	0.54
42:BH:156:ALA:C	42:BH:158:HIS:H	2.11	0.54
2:AB:239:VAL:O	2:AB:240:GLN:CB	2.56	0.54
35:BA:1336:A:H2'	35:BA:1337:G:C8	2.43	0.54
9:AI:90:PRO:HG2	9:AI:91:ASP:H	1.72	0.54
25:B0:72:ARG:HH11	25:B0:75:LEU:HD13	1.73	0.54
35:BA:1525:G:H2'	35:BA:1526:G:C8	2.42	0.54
35:BA:848:G:C4	35:BA:933:A:H8	2.26	0.54
35:BA:614(C):A:C2	40:BF:179:GLU:HB3	2.42	0.54
29:B4:9:LEU:CD2	41:BG:65:GLY:HA3	2.36	0.54
35:BA:1747(A):G:C2'	35:BA:1748:G:C5'	2.70	0.54
24:AY:21:ILE:CG2	24:AY:88:VAL:HG13	2.38	0.54
43:BK:106:GLU:HA	43:BK:109:LYS:CD	2.25	0.54

Continued on next page...

Continued from previous page...

Atom-1	Atom-2	Interatomic distance (Å)	Clash overlap (Å)
4:AD:57:ARG:NH1	4:AD:57:ARG:CG	2.64	0.54
18:AR:36:ASN:OD1	18:AR:39:VAL:HB	2.08	0.54
35:BA:652:C:O2'	35:BA:653:A:O5'	2.26	0.54
1:AA:1053:G:C3'	1:AA:1054:C:H5'	2.38	0.54
35:BA:1223:G:H5'	35:BA:1224:C:OP2	2.07	0.54
35:BA:196:A:H2'	35:BA:2068:U:H5	1.73	0.54
47:BP:24:GLY:CA	47:BP:33:ARG:HH12	2.20	0.54
35:BA:2228:G:H2'	35:BA:2229:C:H6	1.71	0.54
5:AE:51:VAL:HB	5:AE:52:PRO:CD	2.35	0.54
1:AA:1057:G:N2	1:AA:1204:A:H1'	2.23	0.54
1:AA:1095:U:OP1	1:AA:1108:G:N2	2.36	0.54
45:BN:48:MET:CE	45:BN:48:MET:H	2.16	0.54
57:BZ:3:TYR:HD2	57:BZ:47:VAL:HG13	1.72	0.54
54:BW:20:VAL:CG2	54:BW:21:VAL:H	2.20	0.54
12:AL:119:LYS:C	12:AL:120:TYR:HD1	2.12	0.54
24:AY:115:GLU:OE2	24:AY:118:SER:HB3	2.07	0.54
35:BA:307:G:H21	35:BA:330:A:N6	2.06	0.54
2:AB:12:GLU:HA	2:AB:16:HIS:CG	2.43	0.54
39:BE:9:VAL:CG2	39:BE:10:GLY:N	2.70	0.54
35:BA:144:C:H2'	35:BA:145:G:C8	2.42	0.54
35:BA:1045:A:O2'	35:BA:1047:G:C5	2.61	0.54
1:AA:1061:G:C2'	1:AA:1062:U:H5'	2.37	0.54
35:BA:1835:G:H1'	35:BA:1931:U:O2	2.08	0.54
1:AA:155:C:H2'	1:AA:156:G:C8	2.42	0.54
35:BA:1487:G:H2'	35:BA:1487:G:N3	2.22	0.54
22:AV:22:G:O2'	22:AV:23:C:H5'	2.07	0.54
42:BH:171:LEU:CD2	42:BH:171:LEU:C	2.76	0.54
1:AA:417:C:H2'	1:AA:418:C:H6	1.71	0.54
2:AB:95:GLN:OE1	2:AB:96:ARG:NH1	2.41	0.54
35:BA:2579:C:C4'	39:BE:134:ILE:HG12	2.38	0.54
51:BT:30:VAL:HG22	51:BT:84:GLN:O	2.07	0.54
29:B4:10:VAL:HG23	29:B4:11:PRO:CD	2.36	0.54
31:B6:30:THR:O	31:B6:32:ASN:N	2.41	0.54
35:BA:299:A:C5'	35:BA:300:A:OP2	2.52	0.54
51:BT:106:SER:O	51:BT:107:ASP:HB3	2.08	0.54
19:AS:41:VAL:C	19:AS:43:GLU:H	2.10	0.54
38:BD:92:ILE:HA	38:BD:107:ALA:H	1.73	0.54
35:BA:651:G:C2'	35:BA:652:C:H5'	2.38	0.54
47:BP:91:PHE:HE2	47:BP:99:LEU:CD2	2.18	0.54
12:AL:75:HIS:CD2	12:AL:77:LEU:CD1	2.88	0.54
35:BA:295:G:OP1	56:BY:2:ARG:NH2	2.40	0.54

Continued on next page...

Continued from previous page...

Atom-1	Atom-2	Interatomic distance (Å)	Clash overlap (Å)
35:BA:1993:U:H4'	39:BE:128:SER:HB3	1.90	0.54
35:BA:2673:G:H5'	35:BA:2673:G:H8	1.73	0.54
49:BR:21:TYR:HB3	49:BR:47:PHE:HD2	1.71	0.54
25:B0:43:THR:CG2	35:BA:2331:G:O3'	2.56	0.54
1:AA:1260:C:O5'	1:AA:1284:C:H4'	2.08	0.54
1:AA:1117:G:H5'	1:AA:1117:G:H8	1.72	0.54
35:BA:1717:G:C2'	35:BA:1718:G:H5''	2.38	0.54
35:BA:121:G:N2	35:BA:122:G:H1'	2.23	0.54
7:AG:47:CYS:O	7:AG:50:ILE:HB	2.08	0.54
39:BE:176:ILE:CG2	39:BE:178:GLU:HB3	2.38	0.54
35:BA:654(S):G:C5	35:BA:654(T):C:H1'	2.43	0.54
16:AP:74:LEU:CD2	16:AP:79:VAL:HG21	2.38	0.54
1:AA:1409:C:H2'	1:AA:1410:G:H8	1.72	0.54
4:AD:36:ARG:CB	4:AD:36:ARG:HH11	2.21	0.54
39:BE:167:VAL:HG13	39:BE:170:LEU:HD11	1.90	0.54
39:BE:188:VAL:O	39:BE:189:PRO:O	2.26	0.54
57:BZ:127:LYS:O	57:BZ:128:VAL:HB	2.07	0.54
24:AY:438:PHE:C	24:AY:438:PHE:HD1	2.10	0.54
35:BA:2605:U:H2'	35:BA:2606:C:C6	2.43	0.54
35:BA:769:G:H2'	35:BA:770:G:C8	2.41	0.53
28:B3:45:GLY:HA3	35:BA:851:U:O2'	2.09	0.53
19:AS:39:THR:CG2	19:AS:40:ILE:N	2.71	0.53
41:BG:138:GLN:HG3	41:BG:144:ILE:CD1	2.39	0.53
3:AC:95:THR:O	3:AC:97:LYS:N	2.41	0.53
33:B8:7:HIS:HB2	33:B8:59:LYS:HB3	1.90	0.53
40:BF:17:ARG:CG	40:BF:17:ARG:NH1	2.69	0.53
6:AF:37:VAL:HG12	6:AF:38:GLU:O	2.07	0.53
49:BR:96:ARG:O	49:BR:114:VAL:HA	2.08	0.53
1:AA:796:C:C6	1:AA:796:C:H5''	2.43	0.53
42:BH:85:LYS:O	42:BH:85:LYS:HD3	2.08	0.53
35:BA:946:G:H2'	35:BA:947:G:H8	1.73	0.53
36:BB:91:C:OP2	48:BQ:16:ARG:HD2	2.09	0.53
43:BK:30:HIS:CE1	43:BK:59:ILE:HB	2.43	0.53
35:BA:2574:G:H2'	35:BA:2575:C:C6	2.43	0.53
47:BP:144:GLU:N	47:BP:145:PRO:HD3	2.22	0.53
35:BA:1227:G:O2'	35:BA:1228:G:H5'	2.08	0.53
12:AL:27:LEU:O	12:AL:29:GLY:N	2.41	0.53
35:BA:2591:C:OP2	38:BD:239:ARG:HB3	2.07	0.53
17:AQ:67:LYS:HA	17:AQ:70:ARG:HH12	1.72	0.53
1:AA:827:U:H2'	1:AA:870:U:O4	2.08	0.53
22:AV:3:C:C2'	22:AV:4:G:H5'	2.37	0.53

Continued on next page...

Continued from previous page...

Atom-1	Atom-2	Interatomic distance (Å)	Clash overlap (Å)
35:BA:2076:U:H5	35:BA:2596:U:C2	2.26	0.53
1:AA:104:G:OP1	20:AT:21:LYS:NZ	2.33	0.53
54:BW:20:VAL:CG2	54:BW:21:VAL:N	2.71	0.53
1:AA:1275:A:C2'	1:AA:1276:G:H5'	2.38	0.53
1:AA:881:G:P	12:AL:12:ARG:HH22	2.31	0.53
35:BA:483:A:H3'	35:BA:484:C:C6	2.43	0.53
35:BA:90:U:H3'	35:BA:90:U:O2	2.08	0.53
1:AA:221:C:H5'	1:AA:222:U:OP2	2.08	0.53
57:BZ:158:PRO:HB3	57:BZ:159:PRO:HD2	1.90	0.53
57:BZ:9:TYR:HB3	57:BZ:35:ARG:NH2	2.23	0.53
35:BA:1336:A:OP2	55:BX:64:LYS:HE3	2.07	0.53
1:AA:1047:G:H5''	14:AN:4:LYS:HD3	1.90	0.53
24:AY:455:GLY:O	24:AY:456:GLU:C	2.44	0.53
24:AY:445:GLU:HA	24:AY:445:GLU:OE1	2.07	0.53
52:BU:53:ARG:HG3	52:BU:57:PHE:CE1	2.41	0.53
35:BA:2016:U:O2'	35:BA:2017:U:H5'	2.07	0.53
10:AJ:34:VAL:CG2	10:AJ:74:ILE:HG22	2.27	0.53
24:AY:464:ASP:O	24:AY:468:ARG:HB2	2.07	0.53
2:AB:204:ASN:ND2	2:AB:207:ALA:H	2.06	0.53
31:B6:28:ARG:O	31:B6:32:ASN:HB2	2.08	0.53
31:B6:38:LYS:O	31:B6:39:TYR:HD1	1.91	0.53
31:B6:5:VAL:CG2	35:BA:2283:C:H5'	2.35	0.53
35:BA:2884:U:H2'	35:BA:2885:C:C5'	2.37	0.53
5:AE:101:ILE:H	5:AE:101:ILE:CD1	2.19	0.53
3:AC:20:SER:HB3	3:AC:40:ARG:NH2	2.22	0.53
26:B1:45:ASN:C	26:B1:45:ASN:ND2	2.61	0.53
50:BS:70:GLY:C	50:BS:72:ALA:H	2.11	0.53
52:BU:8:VAL:HG23	52:BU:11:ARG:HH21	1.74	0.53
35:BA:1660:C:H5'	35:BA:2712(A):A:H61	1.73	0.53
27:B2:18:PRO:HG2	27:B2:19:VAL:HG23	1.90	0.53
48:BQ:75:THR:CG2	48:BQ:76:LYS:H	2.19	0.53
26:B1:18:ILE:CG2	26:B1:20:ARG:HE	2.17	0.53
9:AI:53:VAL:C	9:AI:55:ALA:N	2.61	0.53
35:BA:880:G:H2'	35:BA:881:G:H8	1.74	0.53
35:BA:1114:G:H2'	35:BA:1115:G:H5'	1.89	0.53
25:B0:5:LYS:HZ3	25:B0:5:LYS:HB3	1.72	0.53
1:AA:489:C:H2'	1:AA:490:G:H8	1.73	0.53
1:AA:579:G:C5'	1:AA:728:A:H1'	2.37	0.53
35:BA:1164:G:H2'	35:BA:1165:U:C6	2.44	0.53
24:AY:171:GLU:HG3	24:AY:172:ASP:H	1.74	0.53
35:BA:1775:U:H2'	35:BA:1776:G:C5'	2.37	0.53

Continued on next page...

Continued from previous page...

Atom-1	Atom-2	Interatomic distance (Å)	Clash overlap (Å)
35:BA:1142:U:O5'	35:BA:1142:U:C6	2.61	0.53
1:AA:665:A:H2'	1:AA:732:C:O2	2.09	0.53
57:BZ:128:VAL:CG2	57:BZ:132:ASN:HB2	2.39	0.53
39:BE:168:MET:HE2	39:BE:202:LYS:HE2	1.89	0.53
3:AC:131:ARG:HH22	3:AC:168:ALA:HB2	1.73	0.53
1:AA:1308:U:H5''	13:AM:98:VAL:CG2	2.37	0.53
25:B0:73:GLY:C	25:B0:75:LEU:H	2.12	0.53
4:AD:74:GLN:HA	4:AD:77:ASN:HD22	1.74	0.53
37:BC:84:ILE:O	37:BC:95:VAL:HG11	2.08	0.53
38:BD:35:LYS:CG	38:BD:63:ARG:HA	2.29	0.53
11:AK:85:ARG:HG2	11:AK:111:ASP:O	2.08	0.53
51:BT:70:VAL:HG12	51:BT:71:GLY:N	2.24	0.53
41:BG:42:GLY:O	41:BG:44:GLY:N	2.42	0.53
24:AY:21:ILE:HG21	24:AY:88:VAL:HG13	1.90	0.53
33:B8:32:LEU:CB	33:B8:36:LYS:NZ	2.71	0.53
35:BA:272(I):U:H5	35:BA:363(A):A:H2	1.56	0.53
57:BZ:151:HIS:CB	57:BZ:170:THR:HA	2.32	0.53
56:BY:75:ILE:O	56:BY:76:CYS:HB2	2.08	0.53
35:BA:1024:G:C8	35:BA:1025:G:H2'	2.43	0.53
35:BA:2395:C:C2	35:BA:2396:G:C8	2.97	0.53
24:AY:485:GLU:O	24:AY:486:THR:HB	2.08	0.53
35:BA:1059:G:H4'	43:BK:115:LEU:HD23	1.89	0.53
20:AT:30:LYS:HZ3	20:AT:80:ARG:NH2	2.07	0.53
27:B2:57:ILE:HG22	27:B2:61:LEU:CD1	2.39	0.53
35:BA:1858:G:H2'	35:BA:1883:G:N2	2.24	0.53
35:BA:221:A:N6	35:BA:265:A:H8	2.00	0.53
35:BA:1169:G:N2	35:BA:1181:C:N3	2.55	0.53
33:B8:62:LEU:CD1	35:BA:242:G:H5''	2.35	0.53
20:AT:8:ARG:HH11	20:AT:8:ARG:CG	2.20	0.53
40:BF:201:VAL:HA	40:BF:204:ASN:HD22	1.73	0.53
55:BX:18:TYR:CD1	55:BX:21:PHE:HE2	2.25	0.53
24:AY:115:GLU:OE2	24:AY:118:SER:CB	2.56	0.53
5:AE:26:PHE:CD1	5:AE:26:PHE:N	2.76	0.53
3:AC:150:LYS:HB2	3:AC:169:ALA:HB1	1.89	0.53
35:BA:566:U:O4	53:BV:78:LYS:HE3	2.09	0.53
1:AA:296:U:H2'	1:AA:297:G:C8	2.44	0.53
1:AA:957:U:H2'	1:AA:959:A:OP2	2.08	0.53
35:BA:1205:U:C5	40:BF:171:PRO:HA	2.42	0.53
19:AS:8:GLY:O	19:AS:9:VAL:CG2	2.56	0.53
35:BA:2306:C:H5''	35:BA:2307:G:O4'	2.07	0.53
41:BG:82:LEU:C	41:BG:83:ARG:HG3	2.29	0.53

Continued on next page...

Continued from previous page...

Atom-1	Atom-2	Interatomic distance (Å)	Clash overlap (Å)
58:AY:701:FUA:H12	58:AY:701:FUA:O1	2.08	0.53
33:B8:26:LYS:HE2	33:B8:47:LYS:HD2	1.90	0.53
35:BA:643:A:H2'	35:BA:644:A:O4'	2.08	0.53
35:BA:1142(A):A:C5	35:BA:1144:G:C5	2.97	0.53
24:AY:486:THR:HG21	24:AY:602:LEU:CD1	2.39	0.53
35:BA:811:U:O2	35:BA:1251:C:C6	2.62	0.53
35:BA:811:U:O2	35:BA:1251:C:C5	2.62	0.53
47:BP:19:VAL:O	47:BP:19:VAL:HG23	2.09	0.53
12:AL:30:ALA:CB	12:AL:33:ARG:HH21	2.20	0.53
12:AL:60:LEU:N	12:AL:60:LEU:HD22	2.23	0.53
35:BA:582:G:C6	35:BA:1259:G:N1	2.76	0.53
22:AV:4:G:O2'	22:AV:5:G:P	2.66	0.53
32:B7:4:THR:O	35:BA:687:C:H5'	2.09	0.53
45:BN:128:HIS:HE1	45:BN:134:ARG:HH11	1.56	0.53
35:BA:1993:U:H4'	39:BE:128:SER:CB	2.39	0.53
6:AF:16:GLN:N	6:AF:16:GLN:CD	2.55	0.53
20:AT:73:HIS:O	20:AT:74:LYS:C	2.46	0.53
1:AA:674:G:O4'	18:AR:81:PHE:CE2	2.61	0.53
43:BK:14:ALA:HA	43:BK:41:PHE:CZ	2.43	0.53
35:BA:1577:C:H2'	35:BA:1578:U:O4'	2.08	0.53
3:AC:142:MET:HE1	3:AC:171:GLY:HA3	1.89	0.53
2:AB:7:VAL:C	2:AB:11:LEU:HG	2.28	0.53
35:BA:2617:C:H2'	35:BA:2618:G:H5'	1.91	0.53
35:BA:781:A:H2'	35:BA:1777:U:O2'	2.09	0.53
7:AG:4:ARG:HD3	7:AG:5:ARG:HH12	1.71	0.53
35:BA:2078:C:C4	35:BA:2079:U:C4	2.97	0.53
1:AA:658:G:C6	1:AA:749:C:N4	2.76	0.53
35:BA:1149:G:H2'	35:BA:1150:C:C6	2.44	0.53
16:AP:67:THR:HB	16:AP:70:ALA:HB2	1.89	0.53
35:BA:1252:G:N3	52:BU:33:ARG:HD2	2.23	0.53
16:AP:5:ARG:HE	16:AP:22:THR:CG2	2.21	0.53
45:BN:96:GLU:O	45:BN:100:GLU:HG3	2.08	0.53
24:AY:134:ALA:HB3	24:AY:258:VAL:HG22	1.91	0.53
51:BT:13:ARG:NE	51:BT:13:ARG:HA	2.24	0.53
26:B1:76:ARG:HH22	26:B1:95:LEU:CD1	2.21	0.53
43:BK:76:TYR:HB3	43:BK:77:LEU:HD23	1.89	0.53
40:BF:117:ARG:NH2	47:BP:5:ASP:N	2.56	0.53
35:BA:2000:G:O2'	35:BA:2001:A:H5'	2.07	0.53
4:AD:129:ASN:HD22	4:AD:129:ASN:H	1.55	0.53
48:BQ:48:GLU:O	48:BQ:52:VAL:HG23	2.09	0.53
50:BS:74:ALA:HB1	50:BS:103:GLU:CB	2.39	0.53

Continued on next page...

Continued from previous page...

Atom-1	Atom-2	Interatomic distance (Å)	Clash overlap (Å)
35:BA:1080:C:H4'	43:BK:125:ARG:CB	2.36	0.53
24:AY:567:LEU:HG	24:AY:567:LEU:O	2.07	0.53
20:AT:30:LYS:HG3	20:AT:34:LYS:HE3	1.91	0.53
20:AT:80:ARG:HG2	20:AT:80:ARG:HH11	1.73	0.53
50:BS:12:PHE:O	50:BS:14:VAL:HG23	2.08	0.53
24:AY:128:TYR:HE2	24:AY:130:VAL:HG23	1.74	0.53
35:BA:1345:C:C2'	35:BA:1346:G:H5'	2.38	0.53
2:AB:75:LYS:HA	2:AB:78:GLN:CG	2.38	0.53
1:AA:1424:C:H2'	1:AA:1425:U:C6	2.38	0.53
35:BA:2189:U:H2'	35:BA:2190:G:C5'	2.37	0.53
12:AL:119:LYS:O	12:AL:120:TYR:CB	2.52	0.53
35:BA:2224:G:H4'	35:BA:2226:C:C2	2.44	0.53
35:BA:797:C:H2'	35:BA:798:G:H8	1.72	0.53
35:BA:1854:A:O5'	35:BA:1854:A:H8	1.92	0.53
1:AA:329:A:H3'	1:AA:330:C:C5'	2.38	0.53
1:AA:541:G:O2'	1:AA:542:G:H5'	2.07	0.53
53:BV:99:ILE:HD13	53:BV:99:ILE:N	2.23	0.53
35:BA:1099:G:H2'	35:BA:1100:C:O4'	2.08	0.53
35:BA:2749:A:C6	35:BA:2750:A:N6	2.77	0.53
52:BU:33:ARG:C	52:BU:35:ALA:N	2.55	0.53
35:BA:487:C:H1'	54:BW:53:SER:HA	1.90	0.53
1:AA:878:G:OP1	8:AH:90:GLY:HA3	2.09	0.53
35:BA:2705:A:H2'	35:BA:2706:G:O4'	2.08	0.53
37:BC:149:ASN:H	37:BC:149:ASN:HD22	1.55	0.53
1:AA:923:A:H5''	5:AE:21:ALA:HB2	1.91	0.53
55:BX:14:SER:H	55:BX:17:ALA:HB3	1.73	0.53
52:BU:51:LYS:HA	52:BU:54:LYS:HE2	1.91	0.53
41:BG:59:GLU:O	41:BG:63:ILE:HG13	2.08	0.53
35:BA:85:G:C2'	35:BA:86:C:H5'	2.37	0.53
35:BA:644:A:C2	35:BA:2369:A:H1'	2.43	0.53
43:BK:103:GLN:C	43:BK:106:GLU:HG2	2.29	0.53
51:BT:89:VAL:HG12	51:BT:91:ARG:HG3	1.89	0.53
43:BK:23:VAL:CG1	43:BK:23:VAL:O	2.51	0.53
24:AY:553:GLY:HA2	24:AY:560:VAL:HG23	1.91	0.53
35:BA:2461:C:O2	35:BA:2461:C:C2'	2.57	0.53
3:AC:156:ARG:HB2	3:AC:196:LEU:HD21	1.91	0.53
27:B2:29:LYS:O	27:B2:31:GLU:N	2.42	0.53
28:B3:9:VAL:HG11	28:B3:55:ARG:HD3	1.89	0.53
1:AA:972:C:H4'	10:AJ:57:LYS:CB	2.39	0.53
50:BS:13:ARG:O	50:BS:14:VAL:HB	2.07	0.53
4:AD:14:ARG:HG3	4:AD:15:GLU:N	2.23	0.53

Continued on next page...

Continued from previous page...

Atom-1	Atom-2	Interatomic distance (Å)	Clash overlap (Å)
35:BA:492:A:O2'	35:BA:493:G:H5'	2.09	0.53
35:BA:15:G:O2'	35:BA:16:G:H5'	2.08	0.53
19:AS:48:THR:HG22	19:AS:61:TYR:HA	1.90	0.53
8:AH:7:ALA:HB2	8:AH:85:ARG:HD3	1.89	0.53
38:BD:210:GLY:O	38:BD:211:ARG:CB	2.57	0.53
35:BA:1334:G:O3'	55:BX:65:ARG:NH2	2.41	0.53
49:BR:4:LEU:HD13	49:BR:4:LEU:O	2.09	0.53
43:BK:88:ALA:O	43:BK:90:LYS:N	2.40	0.53
5:AE:5:ASP:C	5:AE:6:PHE:CD1	2.82	0.53
32:B7:16:HIS:ND1	35:BA:684:G:OP1	2.40	0.53
35:BA:41:C:H2'	35:BA:42:G:O4'	2.08	0.53
46:BO:101:PRO:C	46:BO:102:VAL:CG1	2.77	0.53
8:AH:112:LEU:HD23	8:AH:112:LEU:N	2.23	0.53
1:AA:1312:G:O2'	1:AA:1313:U:H5'	2.08	0.53
19:AS:5:LEU:HG	19:AS:10:PHE:HD1	1.72	0.53
29:B4:1:MET:CE	41:BG:98:ARG:HG3	2.38	0.53
43:BK:99:ILE:HD12	43:BK:103:GLN:CB	2.38	0.53
40:BF:10:PRO:HD2	40:BF:13:SER:O	2.09	0.53
56:BY:84:ARG:HD2	56:BY:97:ARG:HD2	1.90	0.53
51:BT:108:ARG:HH11	51:BT:108:ARG:HB2	1.70	0.53
49:BR:97:VAL:HA	49:BR:113:LEU:O	2.09	0.53
38:BD:43:ARG:NH1	38:BD:49:ILE:HG22	2.23	0.53
38:BD:241:PRO:O	38:BD:242:ARG:HB2	2.08	0.53
35:BA:2131:G:C8	35:BA:2133:G:N2	2.77	0.53
35:BA:1948:G:O2'	35:BA:1949:G:H5'	2.08	0.53
35:BA:624:C:N4	47:BP:107:LYS:NZ	2.56	0.53
47:BP:147:LEU:C	47:BP:148:LEU:HD12	2.28	0.53
1:AA:1254:C:H2'	1:AA:1255:G:C8	2.44	0.53
3:AC:154:SER:O	3:AC:165:THR:HA	2.09	0.53
10:AJ:54:PHE:CD1	10:AJ:55:LYS:NZ	2.75	0.53
29:B4:2:LYS:HG2	36:BB:44:G:OP2	2.09	0.53
8:AH:34:GLU:HB3	8:AH:118:VAL:HG21	1.91	0.53
35:BA:2647:U:H2'	35:BA:2648:C:C6	2.44	0.53
1:AA:201:C:C2'	1:AA:202:U:H5''	2.39	0.53
3:AC:99:VAL:CG2	3:AC:99:VAL:O	2.56	0.53
1:AA:999:C:H3'	1:AA:999:C:H6	1.74	0.53
12:AL:7:ILE:CG2	12:AL:8:ASN:N	2.71	0.53
46:BO:13:ASN:ND2	46:BO:97:ARG:CG	2.71	0.53
35:BA:1469:A:H2'	35:BA:1470:G:O4'	2.08	0.53
12:AL:20:LYS:N	12:AL:20:LYS:HD3	2.24	0.53
54:BW:12:ILE:CG1	54:BW:42:ARG:NH1	2.72	0.53

Continued on next page...

Continued from previous page...

Atom-1	Atom-2	Interatomic distance (Å)	Clash overlap (Å)
38:BD:4:LYS:HZ2	38:BD:20:ASP:HA	1.74	0.53
35:BA:1278:A:H2'	35:BA:1279:G:C8	2.43	0.53
41:BG:38:VAL:HG22	41:BG:93:THR:HG23	1.90	0.53
35:BA:2506:U:H4'	35:BA:2507:C:OP1	2.07	0.53
35:BA:1415:U:H3	35:BA:1587:A:H61	1.57	0.53
1:AA:1338:G:H2'	1:AA:1339:A:C8	2.44	0.53
1:AA:1479:C:H2'	1:AA:1480:G:H8	1.73	0.53
46:BO:53:LYS:O	46:BO:54:GLU:C	2.47	0.53
27:B2:67:LYS:O	27:B2:70:GLN:HG3	2.08	0.53
56:BY:99:CYS:SG	56:BY:99:CYS:O	2.66	0.53
45:BN:99:LEU:HD13	45:BN:103:VAL:CG2	2.38	0.53
37:BC:37:LYS:C	37:BC:38:PHE:HD1	2.12	0.53
5:AE:79:GLU:HB3	5:AE:92:LYS:HA	1.89	0.53
35:BA:1799:G:H8	38:BD:181:GLU:OE1	1.91	0.53
35:BA:1821:A:H2'	35:BA:1822:G:C8	2.39	0.53
6:AF:45:LEU:O	6:AF:46:ARG:HG3	2.08	0.53
35:BA:624:C:H41	47:BP:107:LYS:HZ2	1.56	0.53
49:BR:10:LEU:HD22	49:BR:17:ARG:CD	2.39	0.53
49:BR:9:LYS:O	49:BR:10:LEU:HD23	2.08	0.53
35:BA:832:G:OP1	47:BP:40:SER:HB3	2.08	0.53
28:B3:57:GLU:CG	28:B3:58:VAL:N	2.72	0.53
39:BE:31:CYS:C	39:BE:90:THR:HG23	2.30	0.53
26:B1:85:LEU:C	26:B1:87:PRO:CD	2.77	0.53
37:BC:34:ALA:HB1	37:BC:40:GLU:HB2	1.90	0.53
29:B4:5:ILE:O	29:B4:5:ILE:CG1	2.53	0.53
35:BA:17:G:H4'	52:BU:25:TRP:CH2	2.44	0.53
52:BU:26:GLY:C	52:BU:28:ARG:N	2.61	0.53
1:AA:607:A:H2'	1:AA:608:A:O4'	2.09	0.53
35:BA:2188:C:H2'	35:BA:2189:U:C6	2.44	0.53
46:BO:106:LEU:O	46:BO:107:ARG:C	2.45	0.53
24:AY:624:LEU:HD11	24:AY:655:TYR:OH	2.08	0.53
40:BF:65:TRP:CZ3	40:BF:75:HIS:HD2	2.27	0.53
1:AA:513:C:O2'	1:AA:514:C:H5'	2.08	0.53
35:BA:1161:C:H1'	53:BV:8:GLY:O	2.09	0.53
35:BA:2779:U:H1'	35:BA:2781:A:C6	2.44	0.53
35:BA:2816:C:O2	35:BA:2883:A:O2'	2.25	0.53
57:BZ:137:ILE:HG22	57:BZ:155:LEU:HD12	1.90	0.53
35:BA:1133:U:O2	35:BA:1137:G:C5'	2.57	0.53
1:AA:948:C:H2'	1:AA:949:A:H8	1.73	0.53
7:AG:88:PRO:HG2	7:AG:88:PRO:O	2.08	0.53
18:AR:63:GLN:HA	18:AR:63:GLN:OE1	2.09	0.53

Continued on next page...

Continued from previous page...

Atom-1	Atom-2	Interatomic distance (Å)	Clash overlap (Å)
6:AF:47:ARG:HG2	6:AF:47:ARG:HH11	1.74	0.53
1:AA:1158:C:C6	2:AB:132:LYS:CE	2.84	0.53
35:BA:851:U:H2'	35:BA:852:G:H8	1.73	0.53
35:BA:848:G:O6	35:BA:928:G:H2'	2.07	0.53
19:AS:5:LEU:HG	19:AS:10:PHE:CD1	2.44	0.53
27:B2:33:MET:HG2	27:B2:37:PHE:CE1	2.44	0.53
27:B2:3:LEU:HD12	35:BA:98:G:H5''	1.89	0.53
35:BA:271(H):G:H1	35:BA:271(P):C:N4	2.06	0.53
40:BF:124:LEU:HD12	40:BF:125:LEU:H	1.72	0.53
30:B5:44:THR:O	30:B5:51:TYR:HE2	1.92	0.53
28:B3:31:LEU:HD13	28:B3:32:GLN:CG	2.27	0.53
51:BT:35:LYS:HZ3	51:BT:41:ARG:HD2	1.73	0.53
44:BL:73:ARG:HG3	44:BL:74:GLY:N	2.23	0.53
43:BK:10:LEU:CD1	43:BK:57:ILE:HD13	2.39	0.53
27:B2:48:HIS:ND1	35:BA:95:G:O2'	2.41	0.53
1:AA:624:C:O2'	1:AA:625:G:H5'	2.09	0.53
43:BK:93:ARG:CB	57:BZ:112:ARG:HE	2.21	0.53
39:BE:101:ARG:HD2	39:BE:169:ASN:O	2.09	0.53
39:BE:101:ARG:HH11	39:BE:169:ASN:HD22	1.55	0.53
35:BA:2240:C:O2'	35:BA:2241:A:H5'	2.08	0.53
36:BB:40:U:H3'	36:BB:41:U:H5''	1.89	0.53
35:BA:2103:C:H3'	35:BA:2104:G:H5''	1.91	0.53
29:B4:41:PRO:C	29:B4:42:PHE:CG	2.82	0.53
1:AA:770:C:O2'	1:AA:771:G:H5'	2.09	0.53
4:AD:192:GLU:O	4:AD:193:ASP:C	2.45	0.53
35:BA:1516:C:C2'	35:BA:1517:G:H5''	2.39	0.53
35:BA:1064:C:H5'	43:BK:87:GLY:H	1.74	0.53
14:AN:24:CYS:SG	14:AN:25:VAL:N	2.82	0.53
18:AR:69:THR:O	18:AR:72:ARG:N	2.42	0.53
39:BE:183:LEU:HD12	39:BE:183:LEU:N	2.23	0.53
26:B1:51:VAL:HG22	26:B1:52:ARG:N	2.24	0.53
1:AA:1307:U:H2'	1:AA:1308:U:C6	2.44	0.53
43:BK:95:LYS:HD2	43:BK:95:LYS:N	2.24	0.53
35:BA:271(J):C:H2'	35:BA:271(J):C:O2	2.09	0.53
1:AA:1440:C:H2'	1:AA:1441:G:H5'	1.91	0.53
57:BZ:185:GLU:O	57:BZ:186:GLU:C	2.47	0.53
35:BA:1323:U:OP1	54:BW:84:ARG:NE	2.40	0.53
48:BQ:30:GLY:HA2	48:BQ:107:ALA:HB2	1.89	0.53
35:BA:2531:A:H4'	42:BH:157:TYR:CD2	2.44	0.53
1:AA:1237:C:H5''	1:AA:1238:A:C8	2.44	0.53
35:BA:186:G:O2'	35:BA:187:G:H5'	2.09	0.53

Continued on next page...

Continued from previous page...

Atom-1	Atom-2	Interatomic distance (Å)	Clash overlap (Å)
48:BQ:60:ARG:CB	48:BQ:60:ARG:NH1	2.63	0.53
24:AY:124:GLN:HA	24:AY:127:LYS:HD2	1.91	0.53
24:AY:25:LYS:NZ	24:AY:86:GLY:HA2	2.24	0.53
45:BN:60:ILE:HG22	45:BN:61:ARG:N	2.24	0.53
37:BC:43:GLU:HG3	37:BC:216:THR:HG23	1.91	0.53
35:BA:1826:G:H2'	35:BA:1827:C:H6	1.74	0.53
45:BN:65:LYS:CB	45:BN:69:GLN:HG3	2.39	0.53
57:BZ:144:LEU:HD11	57:BZ:150:LEU:HD22	1.91	0.53
51:BT:54:ARG:HH11	51:BT:54:ARG:CG	2.22	0.53
45:BN:128:HIS:CE1	45:BN:134:ARG:HH11	2.27	0.53
35:BA:975:C:OP2	35:BA:975:C:C4'	2.54	0.53
40:BF:170:LEU:HB2	40:BF:173:VAL:HB	1.91	0.53
1:AA:523:A:N1	12:AL:92:ASP:HB2	2.24	0.53
1:AA:1347:G:N2	1:AA:1373:G:H2'	2.23	0.53
27:B2:50:ILE:C	27:B2:52:ASP:N	2.62	0.53
24:AY:512:ILE:HD12	24:AY:589:ALA:HB1	1.90	0.53
35:BA:2189:U:C3'	35:BA:2190:G:H5''	2.37	0.53
26:B1:26:ARG:HG3	26:B1:27:GLU:HG3	1.90	0.53
1:AA:296:U:H2'	1:AA:297:G:H8	1.74	0.53
53:BV:32:THR:HG22	53:BV:33:VAL:N	2.24	0.53
11:AK:59:TYR:CE2	11:AK:63:LEU:HD11	2.44	0.53
1:AA:1305:G:H5'	21:AU:4:GLY:HA3	1.91	0.53
25:B0:73:GLY:O	25:B0:75:LEU:N	2.36	0.53
7:AG:133:GLY:O	7:AG:136:LYS:HB2	2.08	0.53
38:BD:35:LYS:N	38:BD:36:PRO:HD2	2.22	0.52
35:BA:1899:G:N2	35:BA:1902:C:C5	2.78	0.52
52:BU:55:ARG:HA	52:BU:58:ARG:HG3	1.90	0.52
2:AB:55:PHE:HD1	2:AB:221:LEU:HG	1.74	0.52
9:AI:83:ARG:O	9:AI:86:VAL:HG12	2.09	0.52
42:BH:12:PRO:HD3	42:BH:49:VAL:CG1	2.39	0.52
30:B5:30:LEU:HD23	30:B5:41:PRO:N	2.24	0.52
30:B5:55:ARG:HH12	49:BR:33:ARG:HG2	1.73	0.52
24:AY:633:GLY:HA3	24:AY:644:ARG:HH11	1.73	0.52
43:BK:59:ILE:O	43:BK:60:TYR:CD1	2.61	0.52
12:AL:64:TYR:N	12:AL:64:TYR:CD1	2.77	0.52
35:BA:1259:G:C2'	35:BA:1260:G:H5'	2.39	0.52
35:BA:1260:G:H2'	35:BA:1261:C:C6	2.43	0.52
35:BA:1057:A:H2'	35:BA:1058:G:C8	2.44	0.52
39:BE:68:ALA:CB	39:BE:69:LYS:HE2	2.38	0.52
42:BH:159:GLU:CG	42:BH:160:LYS:H	2.10	0.52
12:AL:113:ARG:HD2	12:AL:115:LYS:H	1.74	0.52

Continued on next page...

Continued from previous page...

Atom-1	Atom-2	Interatomic distance (Å)	Clash overlap (Å)
1:AA:738:C:H5''	6:AF:69:GLU:HB2	1.90	0.52
1:AA:1118:C:H1'	1:AA:1179:A:C4	2.45	0.52
39:BE:52:LEU:O	39:BE:74:PRO:HA	2.09	0.52
35:BA:654(T):C:N3	35:BA:654(U):A:C2	2.77	0.52
38:BD:77:ALA:CB	38:BD:97:TYR:HA	2.39	0.52
35:BA:484:C:O2'	35:BA:485:C:H5'	2.09	0.52
3:AC:142:MET:HE2	3:AC:171:GLY:HA3	1.90	0.52
35:BA:2626:C:H2'	35:BA:2627:G:O4'	2.09	0.52
2:AB:83:MET:HG3	2:AB:234:PRO:HG3	1.91	0.52
36:BB:30:C:OP2	50:BS:32:LEU:HD21	2.09	0.52
9:AI:3:GLN:NE2	9:AI:20:ARG:HH21	2.07	0.52
2:AB:239:VAL:HG12	2:AB:239:VAL:O	2.09	0.52
49:BR:18:LEU:C	49:BR:18:LEU:HD23	2.29	0.52
45:BN:115:ARG:HA	45:BN:118:LYS:HE2	1.91	0.52
24:AY:601:ILE:HG21	24:AY:687:LEU:HD12	1.90	0.52
24:AY:76:ASP:O	24:AY:77:HIS:CG	2.63	0.52
41:BG:133:LEU:C	41:BG:133:LEU:HD12	2.30	0.52
28:B3:40:THR:O	28:B3:44:ARG:HG3	2.10	0.52
57:BZ:28:MET:HB3	57:BZ:88:PHE:CB	2.11	0.52
50:BS:93:LYS:O	50:BS:94:TYR:C	2.48	0.52
31:B6:42:TRP:CE3	31:B6:42:TRP:HA	2.43	0.52
33:B8:28:GLY:H	35:BA:2393:A:P	2.32	0.52
49:BR:97:VAL:HG13	49:BR:114:VAL:CG2	2.39	0.52
51:BT:33:LYS:HE2	51:BT:43:GLN:NE2	2.25	0.52
1:AA:346:G:P	51:BT:41:ARG:NH2	2.83	0.52
24:AY:8:ASP:O	24:AY:9:LEU:HB3	2.10	0.52
38:BD:43:ARG:CB	38:BD:54:ARG:HB2	2.39	0.52
28:B3:19:GLN:O	28:B3:22:ALA:HB3	2.09	0.52
24:AY:632:LEU:HD12	24:AY:645:ALA:HA	1.91	0.52
1:AA:1198:G:C6	1:AA:1199:U:N3	2.78	0.52
36:BB:61:G:O2'	36:BB:62:C:H5'	2.09	0.52
24:AY:227:ILE:O	24:AY:227:ILE:HG22	2.10	0.52
7:AG:80:VAL:HG23	7:AG:81:GLY:H	1.74	0.52
27:B2:20:GLU:O	27:B2:21:LEU:C	2.47	0.52
35:BA:894:C:C2'	35:BA:895:U:H5'	2.39	0.52
49:BR:41:ALA:C	49:BR:43:GLU:H	2.13	0.52
25:B0:52:GLY:HA3	25:B0:62:LEU:HD21	1.90	0.52
35:BA:918:A:H1'	36:BB:80:U:O2'	2.10	0.52
38:BD:24:ILE:O	38:BD:25:THR:O	2.27	0.52
33:B8:62:LEU:N	33:B8:63:PRO:CD	2.70	0.52
1:AA:1346:A:H1'	1:AA:1348:U:C5	2.44	0.52

Continued on next page...

Continued from previous page...

Atom-1	Atom-2	Interatomic distance (Å)	Clash overlap (Å)
43:BK:15:GLY:HA2	43:BK:42:ASN:HD21	1.75	0.52
1:AA:814:A:H2'	1:AA:816:A:C5'	2.39	0.52
24:AY:605:ILE:CD1	24:AY:605:ILE:N	2.72	0.52
35:BA:2777:G:H5''	35:BA:2778:A:H5''	1.90	0.52
16:AP:4:ILE:HG13	16:AP:64:ALA:HB1	1.91	0.52
35:BA:2832:U:H1'	35:BA:2834:G:C2	2.44	0.52
1:AA:452:A:O2'	1:AA:453:A:H8	1.92	0.52
6:AF:62:TRP:CE2	18:AR:35:ARG:NH2	2.78	0.52
24:AY:438:PHE:C	24:AY:439:ARG:HG3	2.29	0.52
1:AA:812:C:O2'	1:AA:813:U:P	2.67	0.52
35:BA:2336:A:N3	35:BA:2385:C:H1'	2.23	0.52
35:BA:2337:G:H2'	35:BA:2338:G:H8	1.74	0.52
36:BB:53:A:H2'	36:BB:53:A:N3	2.25	0.52
5:AE:41:VAL:HG13	5:AE:113:ALA:HA	1.91	0.52
42:BH:171:LEU:CD2	42:BH:172:LYS:O	2.56	0.52
39:BE:11:MET:HB3	39:BE:24:THR:HA	1.90	0.52
28:B3:40:THR:HG23	28:B3:43:ILE:CG1	2.39	0.52
38:BD:183:ARG:NH1	38:BD:183:ARG:HG2	2.13	0.52
27:B2:38:GLN:C	27:B2:40:SER:N	2.63	0.52
57:BZ:67:LEU:HD23	57:BZ:90:VAL:CG1	2.38	0.52
41:BG:51:ARG:HE	41:BG:51:ARG:HA	1.73	0.52
22:AV:20:U:C3'	22:AV:21:A:C5'	2.85	0.52
24:AY:97:SER:O	24:AY:100:VAL:CG1	2.58	0.52
24:AY:20:HIS:O	24:AY:23:ALA:HB2	2.10	0.52
1:AA:793:U:C3'	1:AA:794:A:C5'	2.85	0.52
35:BA:272(H):C:C6	35:BA:272(H):C:H3'	2.44	0.52
49:BR:84:ALA:CB	49:BR:85:PRO:HD3	2.24	0.52
35:BA:1971:A:N3	38:BD:241:PRO:HD3	2.24	0.52
35:BA:2011:U:C2'	35:BA:2012:G:H5'	2.39	0.52
35:BA:650:C:C3'	35:BA:651:G:H5''	2.40	0.52
12:AL:64:TYR:HD1	12:AL:64:TYR:N	2.07	0.52
42:BH:88:LEU:HD23	42:BH:164:TYR:O	2.09	0.52
50:BS:68:GLN:C	50:BS:70:GLY:N	2.62	0.52
45:BN:35:ARG:HB3	45:BN:42:TRP:CZ3	2.43	0.52
22:AV:61:C:H2'	22:AV:62:C:C6	2.45	0.52
10:AJ:92:THR:CG2	10:AJ:93:GLY:H	2.19	0.52
35:BA:1331:A:O2'	35:BA:1332:G:H8	1.93	0.52
51:BT:51:ARG:HG3	51:BT:98:LYS:HE3	1.91	0.52
56:BY:95:LYS:CE	56:BY:101:LYS:H	2.22	0.52
36:BB:105:A:H2'	36:BB:106:G:O4'	2.09	0.52
2:AB:21:ARG:O	2:AB:22:LYS:HB2	2.09	0.52

Continued on next page...

Continued from previous page...

Atom-1	Atom-2	Interatomic distance (Å)	Clash overlap (Å)
22:AV:38:A:C2'	22:AV:39:C:H5'	2.39	0.52
1:AA:728:A:H2'	1:AA:729:A:C8	2.44	0.52
1:AA:160:A:N6	1:AA:161:A:C2	2.78	0.52
35:BA:307:G:N2	35:BA:310:A:O5'	2.43	0.52
35:BA:31:C:H2'	35:BA:32:C:O4'	2.10	0.52
35:BA:2832:U:H1'	35:BA:2834:G:C4	2.44	0.52
1:AA:829:G:O2'	1:AA:830:G:H5'	2.09	0.52
55:BX:56:THR:C	55:BX:57:LEU:CD1	2.78	0.52
1:AA:1082:G:C2'	1:AA:1083:U:H5'	2.39	0.52
1:AA:165:C:O2'	1:AA:166:G:H5'	2.09	0.52
6:AF:21:LEU:O	6:AF:24:GLU:HB3	2.09	0.52
35:BA:338:G:H2'	35:BA:339:U:H6	1.74	0.52
17:AQ:80:GLY:O	17:AQ:81:ARG:HD2	2.09	0.52
8:AH:96:GLY:O	8:AH:99:GLU:N	2.39	0.52
16:AP:19:ILE:N	16:AP:37:GLY:O	2.42	0.52
24:AY:114:VAL:O	24:AY:114:VAL:HG13	2.10	0.52
35:BA:1584:C:H3'	35:BA:1584:C:O2	2.09	0.52
10:AJ:12:ASP:OD2	10:AJ:15:THR:HG23	2.08	0.52
9:AI:35:GLU:HA	9:AI:38:GLN:HB2	1.90	0.52
35:BA:1688:U:O2	35:BA:1700:A:H5''	2.09	0.52
37:BC:93:ASP:O	37:BC:94:TYR:CD1	2.62	0.52
41:BG:159:VAL:O	41:BG:159:VAL:HG22	2.08	0.52
52:BU:101:ARG:C	52:BU:102:GLU:CG	2.77	0.52
40:BF:40:GLN:OE1	40:BF:184:TYR:HB2	2.10	0.52
41:BG:63:ILE:CD1	41:BG:63:ILE:C	2.77	0.52
41:BG:61:ALA:HB1	41:BG:66:GLN:O	2.10	0.52
9:AI:82:ALA:HA	9:AI:85:LEU:HD11	1.92	0.52
45:BN:46:VAL:O	45:BN:47:ALA:CB	2.57	0.52
40:BF:123:LEU:C	40:BF:123:LEU:HD12	2.28	0.52
40:BF:28:ILE:HG21	40:BF:116:ASP:HB2	1.91	0.52
35:BA:2892:A:N6	35:BA:2893:G:H21	2.08	0.52
22:AV:75:C:H3'	22:AV:75:C:H6	1.74	0.52
36:BB:82:G:HO2'	36:BB:83:G:H5'	1.70	0.52
39:BE:2:LYS:HA	39:BE:84:PHE:CE1	2.43	0.52
39:BE:108:SER:O	39:BE:162:ALA:HA	2.10	0.52
2:AB:87:ARG:HH12	2:AB:223:ILE:HD11	1.74	0.52
2:AB:97:TRP:CZ3	2:AB:173:ALA:HA	2.45	0.52
57:BZ:77:ASP:O	57:BZ:79:ARG:N	2.43	0.52
35:BA:2667:C:H2'	35:BA:2668:G:H8	1.74	0.52
5:AE:87:SER:HB3	5:AE:131:ILE:CD1	2.35	0.52
35:BA:2102:U:H2'	35:BA:2103:C:C6	2.44	0.52

Continued on next page...

Continued from previous page...

Atom-1	Atom-2	Interatomic distance (Å)	Clash overlap (Å)
51:BT:129:ARG:CG	51:BT:129:ARG:O	2.57	0.52
37:BC:114:VAL:O	37:BC:139:PRO:HG3	2.10	0.52
4:AD:149:ALA:O	4:AD:153:ARG:HG3	2.09	0.52
32:B7:45:ALA:O	32:B7:46:VAL:HG23	2.10	0.52
35:BA:422:A:H2'	35:BA:423:A:C8	2.45	0.52
37:BC:65:LEU:HD11	37:BC:162:ILE:HD13	1.91	0.52
35:BA:1411:C:N4	35:BA:1412:A:N6	2.57	0.52
35:BA:2116:G:N7	35:BA:2117:A:C5	2.78	0.52
21:AU:6:ARG:HH21	21:AU:15:ARG:NH2	2.07	0.52
1:AA:1062:U:H2'	1:AA:1063:C:C6	2.45	0.52
35:BA:1887:C:C3'	35:BA:1888:G:H5''	2.39	0.52
24:AY:309:LEU:O	24:AY:390:VAL:HA	2.09	0.52
43:BK:50:ASP:O	43:BK:51:ALA:O	2.27	0.52
9:AI:32:ASP:C	9:AI:32:ASP:OD1	2.47	0.52
5:AE:152:ARG:HB3	8:AH:43:GLY:HA3	1.90	0.52
1:AA:415:A:H2'	1:AA:416:G:H8	1.74	0.52
35:BA:1902:C:H4'	38:BD:244:ARG:CB	2.35	0.52
55:BX:12:VAL:HG12	55:BX:27:THR:C	2.29	0.52
40:BF:41:LEU:HD23	40:BF:44:ARG:HE	1.74	0.52
50:BS:93:LYS:O	50:BS:95:HIS:N	2.42	0.52
10:AJ:32:ALA:CB	10:AJ:78:ASN:HD21	2.23	0.52
35:BA:302:C:H2'	35:BA:303:U:H6	1.75	0.52
1:AA:1033:G:H8	1:AA:1034:G:C8	2.27	0.52
1:AA:781:A:C2'	1:AA:782:A:H5'	2.39	0.52
3:AC:90:GLU:CA	3:AC:93:LYS:HB3	2.39	0.52
47:BP:27:HIS:C	47:BP:27:HIS:CD2	2.82	0.52
46:BO:23:ARG:HG2	46:BO:40:VAL:CG2	2.40	0.52
24:AY:238:THR:C	24:AY:240:GLU:H	2.13	0.52
7:AG:79:ARG:HH11	7:AG:79:ARG:HG3	1.73	0.52
27:B2:29:LYS:O	27:B2:32:LEU:N	2.42	0.52
35:BA:391:G:O2'	35:BA:392:C:H5'	2.10	0.52
35:BA:2664:G:C2'	35:BA:2665:A:O5'	2.57	0.52
1:AA:1422:G:H4'	46:BO:49:ARG:HH12	1.74	0.52
16:AP:44:THR:O	16:AP:45:THR:HB	2.07	0.52
6:AF:96:PRO:HB3	18:AR:30:ASP:OD1	2.10	0.52
1:AA:405:U:H3'	1:AA:406:G:H5'	1.92	0.52
2:AB:17:PHE:CD1	2:AB:17:PHE:N	2.74	0.52
35:BA:1473:G:H2'	35:BA:1474:C:O4'	2.10	0.52
7:AG:134:ALA:O	7:AG:137:LYS:N	2.39	0.52
35:BA:2262:U:C2'	35:BA:2263:C:H5''	2.40	0.52
41:BG:120:LEU:HD22	41:BG:133:LEU:HD23	1.91	0.52

Continued on next page...

Continued from previous page...

Atom-1	Atom-2	Interatomic distance (Å)	Clash overlap (Å)
35:BA:2578:G:N2	35:BA:2579:C:C2	2.77	0.52
50:BS:64:GLU:O	50:BS:67:ARG:HB2	2.09	0.52
31:B6:6:ARG:C	31:B6:8:LYS:H	2.11	0.52
31:B6:9:LEU:CD2	31:B6:26:ASN:ND2	2.72	0.52
33:B8:33:ASN:HA	33:B8:36:LYS:HG3	1.90	0.52
1:AA:1328:C:H2'	1:AA:1329:A:C8	2.44	0.52
56:BY:84:ARG:HE	56:BY:97:ARG:NH1	2.07	0.52
51:BT:102:ILE:HG22	51:BT:110:ILE:CD1	2.39	0.52
35:BA:1141:U:H5''	45:BN:63:THR:CG2	2.39	0.52
51:BT:33:LYS:CE	51:BT:43:GLN:HE22	2.23	0.52
38:BD:91:ARG:NH1	38:BD:91:ARG:HG2	2.22	0.52
5:AE:79:GLU:HB3	5:AE:93:PRO:HD2	1.91	0.52
3:AC:83:ARG:C	3:AC:85:ARG:N	2.63	0.52
3:AC:90:GLU:HA	3:AC:93:LYS:CB	2.40	0.52
48:BQ:56:ARG:HH21	57:BZ:180:VAL:HG21	1.75	0.52
1:AA:323:U:H5'	20:AT:23:ARG:HB2	1.91	0.52
35:BA:685:A:H5'	35:BA:774:A:H61	1.74	0.52
35:BA:1288:U:H4'	35:BA:1289:C:OP2	2.09	0.52
35:BA:871:U:O2	35:BA:871:U:H2'	2.08	0.52
57:BZ:47:VAL:O	57:BZ:51:ALA:HB3	2.09	0.52
35:BA:2130:U:OP1	37:BC:6:LYS:HB2	2.09	0.52
34:B9:29:ASN:C	34:B9:31:LYS:H	2.13	0.52
1:AA:261:U:O2	1:AA:263:A:H8	1.93	0.52
20:AT:50:GLU:CG	20:AT:51:GLU:N	2.71	0.52
24:AY:519:ARG:NH1	24:AY:677:GLN:HB2	2.23	0.52
2:AB:11:LEU:HD11	2:AB:217:ARG:NH2	2.24	0.52
35:BA:729:G:OP2	38:BD:13:ARG:NH1	2.42	0.52
35:BA:654(P):C:H2'	35:BA:654(Q):C:H5'	1.90	0.52
37:BC:200:HIS:O	37:BC:202:PRO:HD3	2.10	0.52
35:BA:2713:A:C3'	35:BA:2714:G:H5'	2.40	0.52
37:BC:149:ASN:N	37:BC:149:ASN:HD22	2.08	0.52
22:AV:74:C:O2	22:AV:74:C:H2'	2.09	0.52
35:BA:1910:G:O2'	35:BA:1911:U:H5'	2.10	0.52
24:AY:162:VAL:O	24:AY:164:MET:HG2	2.10	0.52
35:BA:212:G:C5'	35:BA:212:G:C8	2.90	0.52
41:BG:133:LEU:HD12	41:BG:157:ILE:HB	1.90	0.52
16:AP:33:ILE:HG22	16:AP:33:ILE:O	2.08	0.52
1:AA:1318:A:C1'	19:AS:37:ARG:HH21	2.05	0.52
35:BA:2052:G:H4'	39:BE:143:ASN:O	2.09	0.52
55:BX:26:TYR:HD2	55:BX:92:LEU:HD12	1.75	0.52
24:AY:289:ILE:O	24:AY:301:ILE:HG12	2.10	0.52

Continued on next page...

Continued from previous page...

Atom-1	Atom-2	Interatomic distance (Å)	Clash overlap (Å)
26:B1:76:ARG:NH2	26:B1:95:LEU:HD13	2.23	0.52
33:B8:56:GLU:O	33:B8:59:LYS:CE	2.56	0.52
35:BA:2291:U:O2'	35:BA:2292:C:H5'	2.09	0.52
56:BY:84:ARG:NH1	56:BY:84:ARG:HG2	2.25	0.52
51:BT:91:ARG:O	51:BT:117:ASP:HB2	2.09	0.52
1:AA:1003:G:O2'	1:AA:1004:A:O3'	2.26	0.52
30:B5:56:LYS:HG3	30:B5:57:VAL:N	2.21	0.52
4:AD:61:LYS:CE	4:AD:62:GLN:HE21	2.17	0.52
1:AA:1030(C):G:H2'	1:AA:1030(D):A:C8	2.44	0.52
48:BQ:12:GLN:NE2	48:BQ:72:LYS:HA	2.24	0.52
35:BA:1225:G:H2'	35:BA:1226:A:C8	2.45	0.52
45:BN:65:LYS:CA	45:BN:65:LYS:NZ	2.67	0.52
36:BB:21:G:O2'	36:BB:22:U:P	2.68	0.52
10:AJ:42:THR:HG23	10:AJ:68:HIS:CA	2.35	0.52
39:BE:111:ARG:HG3	49:BR:2:ARG:HG2	1.90	0.52
27:B2:32:LEU:HG	27:B2:53:LEU:HD13	1.92	0.52
2:AB:97:TRP:CH2	2:AB:176:GLU:CD	2.82	0.52
35:BA:1286:A:O2'	35:BA:1287:A:H5'	2.10	0.52
51:BT:56:GLY:O	51:BT:59:THR:HG23	2.08	0.52
35:BA:661:C:H4'	47:BP:18:ARG:HG2	1.92	0.52
25:B0:40:GLN:NE2	25:B0:43:THR:CA	2.71	0.52
35:BA:2688:U:H1'	35:BA:2721:A:N6	2.24	0.52
1:AA:489:C:H2'	1:AA:490:G:C8	2.45	0.52
39:BE:51:PHE:CE1	39:BE:52:LEU:HD12	2.45	0.52
24:AY:610:VAL:HG12	24:AY:669:PHE:HB3	1.91	0.52
57:BZ:145:GLU:OE1	57:BZ:145:GLU:HA	2.09	0.52
15:AO:9:GLN:HB3	15:AO:13:GLN:NE2	2.24	0.52
35:BA:960:A:H2'	35:BA:962:G:H5''	1.91	0.52
42:BH:124:GLU:CB	42:BH:132:ARG:HG3	2.39	0.52
42:BH:124:GLU:HB2	42:BH:132:ARG:HG3	1.91	0.52
1:AA:1148:U:O3'	9:AI:14:VAL:HG11	2.10	0.52
2:AB:151:GLY:O	2:AB:152:PHE:C	2.48	0.52
15:AO:39:LEU:HD13	15:AO:56:LEU:HD13	1.92	0.52
41:BG:164:GLU:C	41:BG:165:THR:HG23	2.30	0.52
35:BA:2713:A:H3'	35:BA:2714:G:C5'	2.39	0.52
1:AA:1042:G:C2'	1:AA:1043:C:H5'	2.40	0.52
57:BZ:154:ASP:OD1	57:BZ:154:ASP:N	2.43	0.52
35:BA:1524:G:H8	35:BA:1524:G:O5'	1.92	0.52
9:AI:4:TYR:CD2	9:AI:88:TYR:HB2	2.44	0.52
55:BX:10:ALA:HB1	55:BX:11:PRO:HD2	1.90	0.52
47:BP:47:ASP:HB3	47:BP:48:PRO:HA	1.91	0.52

Continued on next page...

Continued from previous page...

Atom-1	Atom-2	Interatomic distance (Å)	Clash overlap (Å)
40:BF:6:VAL:H	40:BF:125:LEU:HD21	1.75	0.52
1:AA:1520:G:H2'	1:AA:1521:G:H8	1.74	0.52
35:BA:285:C:C2'	35:BA:286:C:H5''	2.40	0.52
19:AS:15:LEU:HD21	19:AS:33:THR:CB	2.40	0.52
24:AY:282:SER:C	24:AY:284:LEU:H	2.14	0.52
35:BA:1226:A:H2'	35:BA:1227:G:H5'	1.91	0.52
39:BE:32:PRO:N	39:BE:90:THR:HG23	2.25	0.52
52:BU:14:HIS:HD2	52:BU:17:ILE:HD12	1.74	0.52
20:AT:63:ILE:O	20:AT:64:ASP:C	2.45	0.52
4:AD:108:LEU:CD2	4:AD:110:PHE:CZ	2.92	0.52
56:BY:95:LYS:CD	56:BY:101:LYS:H	2.22	0.52
35:BA:1529:G:C6	35:BA:1541:G:N1	2.78	0.52
1:AA:1348:U:H2'	1:AA:1349:A:C8	2.40	0.52
35:BA:1718:G:C5'	35:BA:1718:G:H8	2.19	0.52
7:AG:118:VAL:O	7:AG:121:ALA:HB3	2.10	0.52
35:BA:402:A:H2'	35:BA:403:U:H5'	1.91	0.52
35:BA:1563:G:O2'	35:BA:1564:C:H5'	2.10	0.52
1:AA:1332:A:H2'	1:AA:1333:A:C8	2.44	0.52
35:BA:2838:G:C1'	49:BR:45:ARG:HH11	2.22	0.52
3:AC:206:GLU:O	3:AC:207:VAL:C	2.47	0.52
50:BS:52:SER:HB2	50:BS:55:ALA:HB3	1.90	0.52
7:AG:137:LYS:HE2	7:AG:141:VAL:HG23	1.91	0.52
37:BC:28:ARG:HH12	37:BC:183:PRO:HB2	1.75	0.52
1:AA:117:G:H2'	1:AA:118:U:O4'	2.10	0.52
54:BW:25:ARG:NH2	54:BW:74:ALA:O	2.43	0.52
35:BA:71:A:N3	35:BA:73:A:N6	2.58	0.52
24:AY:335:LEU:HD11	24:AY:352:VAL:HG11	1.92	0.52
36:BB:118:G:C2	36:BB:119:G:N7	2.78	0.52
18:AR:25:THR:HG22	18:AR:25:THR:O	2.10	0.52
8:AH:1:MET:HE2	8:AH:1:MET:N	2.25	0.52
9:AI:63:ILE:HD13	9:AI:77:ILE:HD13	1.91	0.52
10:AJ:27:ALA:CB	10:AJ:85:LEU:HD11	2.40	0.52
24:AY:410:ASP:HA	24:AY:459:LEU:HD21	1.92	0.52
35:BA:83:G:O2'	35:BA:84:A:OP1	2.28	0.52
33:B8:37:SER:O	33:B8:38:GLY:C	2.47	0.52
35:BA:2380:C:H2'	35:BA:2381:C:H6	1.75	0.52
30:B5:52:TYR:O	30:B5:53:ALA:HB2	2.10	0.52
1:AA:800:G:H8	1:AA:800:G:O5'	1.93	0.52
3:AC:52:LEU:HD12	3:AC:55:VAL:CG2	2.39	0.52
26:B1:83:GLU:O	26:B1:84:GLY:O	2.27	0.52
4:AD:78:LEU:O	4:AD:81:GLU:HB3	2.09	0.52

Continued on next page...

Continued from previous page...

Atom-1	Atom-2	Interatomic distance (Å)	Clash overlap (Å)
24:AY:92:ILE:HG23	24:AY:93:GLU:H	1.75	0.52
18:AR:56:THR:CB	18:AR:58:LEU:HD13	2.37	0.52
36:BB:79:C:H2'	36:BB:80:U:O4'	2.10	0.52
37:BC:34:ALA:CB	37:BC:179:ALA:HB2	2.39	0.52
1:AA:622:A:N7	1:AA:623:C:C5	2.77	0.52
35:BA:654(H):G:H2'	35:BA:654(I):C:H4'	1.92	0.52
1:AA:160:A:H1'	1:AA:344:A:N7	2.24	0.52
8:AH:6:ILE:HD12	8:AH:6:ILE:N	2.23	0.52
40:BF:206:ILE:HG22	40:BF:207:GLY:H	1.73	0.52
35:BA:654(N):G:C3'	35:BA:654(O):G:H5'	2.40	0.52
35:BA:1573:G:C2'	35:BA:1574:C:H5'	2.39	0.52
7:AG:149:ARG:O	7:AG:152:ALA:HB2	2.09	0.52
15:AO:11:VAL:O	15:AO:14:GLU:CB	2.58	0.52
2:AB:60:ASP:O	2:AB:64:ARG:NE	2.43	0.52
1:AA:38:G:C2	1:AA:397:A:C2	2.97	0.52
35:BA:1796:U:OP1	38:BD:276:LYS:HE3	2.09	0.52
11:AK:121:PRO:HB2	11:AK:126:ARG:HB2	1.92	0.52
1:AA:375:U:C2	1:AA:376:G:C8	2.97	0.52
1:AA:1506:U:O2'	1:AA:1507:A:H5'	2.10	0.52
1:AA:719:C:H1'	18:AR:49:LYS:HB3	1.92	0.52
35:BA:519:U:H5''	54:BW:25:ARG:NH2	2.25	0.52
4:AD:68:TYR:CD1	4:AD:68:TYR:N	2.76	0.52
35:BA:2460:U:H2'	35:BA:2460:U:O2	2.10	0.52
1:AA:458:C:H2'	1:AA:458:C:O2	2.09	0.52
1:AA:1298:C:C2'	1:AA:1298:C:O2	2.57	0.52
1:AA:946:A:N6	1:AA:1236:A:N6	2.58	0.52
52:BU:62:ILE:HG23	52:BU:76:TYR:CE2	2.46	0.52
1:AA:1263:C:H2'	1:AA:1264:C:C6	2.45	0.52
1:AA:1264:C:H42	1:AA:1271:G:H1	1.57	0.52
19:AS:70:LYS:O	19:AS:71:LEU:C	2.48	0.52
55:BX:87:GLN:O	55:BX:88:LYS:HB3	2.10	0.52
29:B4:8:LYS:O	29:B4:9:LEU:CB	2.49	0.52
35:BA:2305:A:O2'	41:BG:136:ARG:HG2	2.09	0.52
24:AY:468:ARG:C	24:AY:470:PHE:H	2.13	0.52
9:AI:79:LEU:HD13	9:AI:83:ARG:CB	2.39	0.52
35:BA:336:C:H5'	35:BA:337:C:OP2	2.10	0.52
56:BY:102:CYS:SG	56:BY:103:GLY:N	2.83	0.52
27:B2:69:ARG:CG	27:B2:70:GLN:N	2.73	0.52
31:B6:16:CYS:C	31:B6:18:ARG:N	2.57	0.52
31:B6:15:GLU:CD	31:B6:44:ARG:HH12	2.14	0.52
33:B8:10:ALA:O	33:B8:14:VAL:HG12	2.10	0.52

Continued on next page...

Continued from previous page...

Atom-1	Atom-2	Interatomic distance (Å)	Clash overlap (Å)
35:BA:1797:C:H4'	38:BD:257:LEU:O	2.10	0.52
47:BP:115:LEU:HD23	47:BP:115:LEU:H	1.73	0.52
35:BA:191:A:H2'	35:BA:192:C:C6	2.44	0.52
50:BS:70:GLY:O	50:BS:72:ALA:N	2.43	0.52
3:AC:154:SER:OG	3:AC:196:LEU:HD13	2.10	0.52
57:BZ:143:GLY:C	57:BZ:144:LEU:HD22	2.30	0.52
24:AY:66:THR:O	24:AY:67:ALA:HB3	2.10	0.52
57:BZ:175:VAL:HB	57:BZ:176:PRO:CD	2.41	0.52
7:AG:120:ILE:O	7:AG:124:LEU:HB2	2.10	0.52
35:BA:883:G:H2'	35:BA:884:C:O4'	2.10	0.52
1:AA:1424:C:O2'	1:AA:1425:U:H5'	2.10	0.52
1:AA:187:C:H5''	20:AT:86:ARG:NH1	2.25	0.52
24:AY:605:ILE:HD11	24:AY:677:GLN:HG2	1.92	0.52
31:B6:40:CYS:CB	31:B6:46:HIS:CE1	2.92	0.52
1:AA:344:A:H5''	1:AA:345:C:OP1	2.09	0.52
35:BA:619:G:H3'	35:BA:620:G:H21	1.74	0.52
35:BA:1095:A:H2'	35:BA:1096:A:C8	2.45	0.52
8:AH:58:TYR:C	8:AH:59:LEU:HD23	2.31	0.52
15:AO:56:LEU:O	15:AO:60:VAL:HG23	2.10	0.52
6:AF:24:GLU:OE2	6:AF:28:ARG:NH1	2.43	0.52
34:B9:16:VAL:HA	34:B9:25:VAL:HG22	1.90	0.52
1:AA:807:A:C5	1:AA:808:C:C4	2.98	0.52
8:AH:112:LEU:HA	8:AH:134:ILE:HG12	1.92	0.52
35:BA:72:U:O2'	35:BA:73:A:H5'	2.10	0.52
44:BL:110:LEU:CB	44:BL:117:VAL:HG21	2.40	0.52
39:BE:34:VAL:O	39:BE:34:VAL:HG22	2.09	0.52
1:AA:189(H):G:H8	1:AA:189(H):G:O5'	1.93	0.52
1:AA:63:C:O2'	1:AA:380:G:H4'	2.09	0.52
41:BG:120:LEU:HD22	41:BG:133:LEU:CD2	2.40	0.51
1:AA:1074:G:O2'	1:AA:1075:C:H5'	2.09	0.51
10:AJ:3:LYS:HZ2	10:AJ:77:PRO:HD2	1.74	0.51
23:AX:13:A:C2'	23:AX:14:A:H5''	2.40	0.51
9:AI:96:LEU:O	9:AI:99:LEU:O	2.29	0.51
35:BA:28:A:H62	35:BA:512:G:H1'	1.73	0.51
17:AQ:3:LYS:CB	17:AQ:61:GLU:HB3	2.28	0.51
40:BF:20:LEU:CD2	40:BF:21:ALA:HB3	2.40	0.51
30:B5:36:CYS:HG	30:B5:49:CYS:HB3	1.76	0.51
51:BT:117:ASP:OD1	51:BT:119:LYS:HB3	2.10	0.51
1:AA:1004:A:H5'	1:AA:1025:U:C4	2.45	0.51
1:AA:1030:C:N4	1:AA:1032:G:C2	2.78	0.51
35:BA:954:G:H5''	48:BQ:13:GLN:HB3	1.91	0.51

Continued on next page...

Continued from previous page...

Atom-1	Atom-2	Interatomic distance (Å)	Clash overlap (Å)
6:AF:45:LEU:O	6:AF:46:ARG:CG	2.57	0.51
35:BA:1226:A:C2'	35:BA:1227:G:H5'	2.41	0.51
35:BA:943:U:OP2	47:BP:38:GLN:OE1	2.28	0.51
2:AB:168:THR:CG2	2:AB:192:SER:HB3	2.37	0.51
35:BA:1528:A:O2'	35:BA:1528(A):A:O5'	2.28	0.51
35:BA:856:C:H2'	35:BA:857:C:C6	2.44	0.51
45:BN:55:VAL:HG21	45:BN:127:ASP:N	2.25	0.51
2:AB:21:ARG:HD2	2:AB:39:ILE:CG1	2.40	0.51
5:AE:11:ILE:HD12	5:AE:31:LEU:CD1	2.41	0.51
1:AA:1353:G:H2'	1:AA:1354:C:H6	1.75	0.51
35:BA:1599:C:H6	35:BA:1599:C:O5'	1.93	0.51
37:BC:132:LEU:HB3	37:BC:137:LEU:C	2.31	0.51
9:AI:36:TYR:CD2	9:AI:37:PHE:CE1	2.97	0.51
35:BA:2206:G:H21	35:BA:2207:G:H4'	1.75	0.51
7:AG:139:GLU:O	7:AG:143:ARG:HG3	2.10	0.51
35:BA:1831:G:C6	35:BA:1832:C:N4	2.79	0.51
1:AA:765:G:H22	1:AA:812:C:HO2'	1.57	0.51
44:BL:117:VAL:HG12	44:BL:118:GLU:N	2.25	0.51
35:BA:1666:G:O2'	35:BA:1667:G:H5'	2.09	0.51
35:BA:771:G:O2'	35:BA:1355:G:H4'	2.10	0.51
35:BA:537:C:H6	35:BA:537:C:O5'	1.92	0.51
1:AA:1060:C:H4'	10:AJ:52:GLY:N	2.24	0.51
41:BG:77:ILE:C	41:BG:79:ASN:N	2.61	0.51
35:BA:2055:C:H5'	35:BA:2056:G:C5'	2.41	0.51
30:B5:3:LYS:HZ1	35:BA:2613:U:C2'	2.23	0.51
35:BA:2312:U:H4'	41:BG:71:THR:OG1	2.10	0.51
41:BG:98:ARG:O	41:BG:102:PHE:HB2	2.11	0.51
10:AJ:4:ILE:HB	10:AJ:74:ILE:CD1	2.40	0.51
10:AJ:23:ILE:HG23	10:AJ:85:LEU:HD22	1.91	0.51
24:AY:117:GLN:NE2	24:AY:120:THR:HG23	2.23	0.51
56:BY:25:GLY:HA3	56:BY:39:VAL:CG1	2.40	0.51
2:AB:165:VAL:CG2	2:AB:166:ASP:N	2.64	0.51
43:BK:76:TYR:HD2	43:BK:77:LEU:HD23	1.75	0.51
35:BA:1140:C:O2'	35:BA:1143:A:H2'	2.10	0.51
25:B0:48:GLY:HA3	25:B0:80:HIS:ND1	2.25	0.51
19:AS:33:THR:HG22	19:AS:49:ILE:CG2	2.40	0.51
50:BS:74:ALA:HB2	50:BS:101:LEU:HD21	1.92	0.51
57:BZ:72:ARG:CG	57:BZ:72:ARG:HH11	2.12	0.51
1:AA:103:C:H3'	1:AA:104:G:C8	2.37	0.51
13:AM:68:GLY:CA	13:AM:71:ARG:HB3	2.40	0.51
29:B4:41:PRO:HA	29:B4:42:PHE:CE1	2.45	0.51

Continued on next page...

Continued from previous page...

Atom-1	Atom-2	Interatomic distance (Å)	Clash overlap (Å)
35:BA:2018:G:H21	52:BU:34:LYS:NZ	2.07	0.51
37:BC:164:PHE:HB2	37:BC:172:ILE:CD1	2.38	0.51
43:BK:15:GLY:H	43:BK:41:PHE:HE2	1.59	0.51
1:AA:204:U:O2'	1:AA:216:G:OP2	2.27	0.51
12:AL:119:LYS:C	12:AL:120:TYR:CD1	2.84	0.51
24:AY:170:ARG:NH2	24:AY:208:GLN:HE22	2.08	0.51
30:B5:25:LEU:CD1	54:BW:19:LEU:HB3	2.40	0.51
35:BA:1887:C:H2'	35:BA:1888:G:H5''	1.92	0.51
9:AI:56:LEU:HD23	9:AI:56:LEU:C	2.30	0.51
1:AA:642:A:C6	1:AA:643:C:C4	2.98	0.51
1:AA:1022:G:C6	1:AA:1023:G:N7	2.78	0.51
35:BA:112:U:H2'	35:BA:113:G:H5'	1.91	0.51
14:AN:36:PHE:CD1	14:AN:36:PHE:C	2.82	0.51
26:B1:7:ILE:N	26:B1:7:ILE:HD12	2.25	0.51
35:BA:1812:A:H2'	35:BA:1813:G:H8	1.75	0.51
4:AD:12:CYS:SG	4:AD:19:LEU:O	2.68	0.51
4:AD:31:CYS:O	4:AD:32:ALA:HB3	2.09	0.51
16:AP:8:ARG:HB3	16:AP:28:ARG:NH1	2.26	0.51
41:BG:73:ALA:H	41:BG:87:PRO:HG2	1.75	0.51
35:BA:1710:C:H2'	35:BA:1711:C:C6	2.46	0.51
24:AY:457:LEU:O	24:AY:460:GLU:HB3	2.10	0.51
53:BV:21:ARG:CB	53:BV:91:TYR:CD2	2.80	0.51
1:AA:1128:C:O2'	1:AA:1129:C:H5''	2.10	0.51
35:BA:2393:A:H5'	47:BP:60:MET:O	2.10	0.51
47:BP:65:ARG:O	47:BP:68:GLN:OE1	2.28	0.51
35:BA:272(H):C:C3'	35:BA:272(H):C:C6	2.93	0.51
35:BA:1450(A):C:H2'	35:BA:1451:C:C6	2.45	0.51
47:BP:7:ARG:CZ	47:BP:7:ARG:HA	2.40	0.51
35:BA:585:G:H2'	35:BA:1251:C:H42	1.75	0.51
47:BP:105:LEU:HD12	47:BP:105:LEU:N	2.25	0.51
47:BP:90:ARG:HG2	47:BP:91:PHE:N	2.24	0.51
39:BE:113:PHE:CE1	39:BE:158:GLY:HA2	2.44	0.51
12:AL:47:LYS:HD2	12:AL:48:PRO:HD3	1.91	0.51
39:BE:15:PHE:CE2	51:BT:80:SER:HB2	2.46	0.51
35:BA:1081:U:H4'	43:BK:117:THR:HG21	1.91	0.51
1:AA:473:G:H2'	1:AA:474:G:C8	2.41	0.51
35:BA:2464:C:O2'	35:BA:2465:C:O5'	2.27	0.51
56:BY:3:VAL:HG12	56:BY:3:VAL:O	2.11	0.51
4:AD:10:ARG:O	4:AD:13:ARG:HB2	2.11	0.51
35:BA:1467:C:C5	35:BA:1546:C:H2'	2.45	0.51
35:BA:2147:G:H2'	35:BA:2148:G:C5'	2.40	0.51

Continued on next page...

Continued from previous page...

Atom-1	Atom-2	Interatomic distance (Å)	Clash overlap (Å)
6:AF:2:ARG:HD2	6:AF:69:GLU:HB3	1.92	0.51
54:BW:66:GLU:HG3	54:BW:69:LEU:HD12	1.91	0.51
1:AA:892:A:C6	1:AA:893:C:C4	2.98	0.51
20:AT:104:LEU:C	20:AT:104:LEU:HD23	2.30	0.51
24:AY:293:THR:HA	24:AY:397:VAL:HG12	1.93	0.51
35:BA:1210:A:H5''	35:BA:1212:G:O4'	2.10	0.51
35:BA:29:U:O2'	35:BA:30:G:H5'	2.09	0.51
54:BW:5:ALA:HB2	54:BW:54:ALA:HB2	1.92	0.51
7:AG:146:GLU:HA	7:AG:149:ARG:HB2	1.93	0.51
1:AA:866:C:O5'	1:AA:866:C:H6	1.93	0.51
35:BA:537:C:H2'	35:BA:538:G:H8	1.74	0.51
8:AH:87:SER:HB2	8:AH:93:VAL:HB	1.91	0.51
57:BZ:99:TYR:CE1	57:BZ:125:LEU:HD13	2.45	0.51
22:AV:76:A:H1'	35:BA:2421:G:N2	2.25	0.51
35:BA:2064:C:H1'	35:BA:2450:A:C6	2.45	0.51
1:AA:1158:C:N3	1:AA:1181:G:N2	2.58	0.51
52:BU:47:TYR:O	52:BU:51:LYS:HG2	2.11	0.51
35:BA:2055:C:H2'	35:BA:2504:U:H4'	1.92	0.51
27:B2:38:GLN:HA	27:B2:41:ILE:CG2	2.36	0.51
41:BG:109:VAL:C	41:BG:112:PRO:HD2	2.30	0.51
41:BG:86:MET:N	41:BG:87:PRO:CD	2.73	0.51
35:BA:1748:G:H5'	35:BA:1748:G:H8	1.75	0.51
24:AY:18:ALA:O	24:AY:19:ALA:CB	2.55	0.51
1:AA:979:C:H2'	1:AA:980:C:H5''	1.91	0.51
31:B6:12:GLU:HG2	31:B6:23:THR:HB	1.91	0.51
1:AA:182:U:H3'	1:AA:183:G:C5'	2.41	0.51
28:B3:15:TYR:HD2	28:B3:19:GLN:HE22	1.58	0.51
43:BK:24:GLY:N	43:BK:25:PRO:HD2	2.24	0.51
4:AD:57:ARG:N	4:AD:57:ARG:HD2	2.19	0.51
1:AA:1027:C:N4	1:AA:1032:G:O6	2.43	0.51
35:BA:1192:G:H2'	35:BA:1193:G:O4'	2.11	0.51
50:BS:78:LEU:CD1	50:BS:103:GLU:HB3	2.40	0.51
10:AJ:96:ILE:N	10:AJ:96:ILE:HD13	2.21	0.51
24:AY:534:ILE:HD11	24:AY:569:ASP:O	2.11	0.51
35:BA:1610:A:H4'	35:BA:1611:C:OP2	2.11	0.51
1:AA:740:U:H2'	1:AA:741:G:H8	1.75	0.51
35:BA:2364:C:O2'	35:BA:2365:G:H5'	2.09	0.51
35:BA:2103:C:O2	35:BA:2103:C:C2'	2.55	0.51
1:AA:1349:A:OP2	9:AI:118:LYS:NZ	2.44	0.51
35:BA:2543:G:C2	35:BA:2765:A:H2'	2.46	0.51
37:BC:138:LEU:HD13	37:BC:139:PRO:O	2.10	0.51

Continued on next page...

Continued from previous page...

Atom-1	Atom-2	Interatomic distance (Å)	Clash overlap (Å)
56:BY:32:PRO:O	56:BY:35:TYR:N	2.39	0.51
47:BP:108:LYS:C	47:BP:110:TYR:H	2.14	0.51
42:BH:89:ILE:HD12	42:BH:89:ILE:O	2.10	0.51
1:AA:114:U:H2'	1:AA:115:G:C8	2.45	0.51
35:BA:729:G:O2'	35:BA:763:G:H4'	2.10	0.51
1:AA:59:A:H2'	1:AA:59:A:N3	2.25	0.51
1:AA:423:G:C2'	1:AA:424:G:H5'	2.40	0.51
35:BA:205:G:O2'	35:BA:206:U:P	2.67	0.51
35:BA:1270:C:H5''	35:BA:1271:G:C5'	2.41	0.51
47:BP:89:ALA:HB1	47:BP:121:LYS:HD2	1.93	0.51
5:AE:29:GLY:HA2	5:AE:46:GLY:O	2.10	0.51
24:AY:288:PRO:HG2	24:AY:300:GLU:OE1	2.10	0.51
35:BA:1704:G:O2'	35:BA:1705:G:H5'	2.09	0.51
1:AA:1458:G:C6	1:AA:1459:C:C4	2.99	0.51
8:AH:60:ARG:HG2	8:AH:62:TYR:CE1	2.44	0.51
35:BA:1902:C:C4'	38:BD:244:ARG:HB2	2.39	0.51
1:AA:1300:G:H1'	1:AA:1301:U:H5	1.76	0.51
52:BU:55:ARG:HA	52:BU:58:ARG:CD	2.41	0.51
10:AJ:100:THR:HG22	10:AJ:100:THR:O	2.10	0.51
26:B1:76:ARG:HH22	26:B1:95:LEU:CB	2.23	0.51
35:BA:665:C:H2'	35:BA:666:G:C8	2.44	0.51
39:BE:61:ARG:HG2	39:BE:62:PRO:CD	2.39	0.51
51:BT:35:LYS:HD3	51:BT:41:ARG:HH11	1.75	0.51
35:BA:2019:A:O3'	52:BU:27:LEU:HD12	2.10	0.51
35:BA:650:C:H2'	35:BA:651:G:H5''	1.93	0.51
49:BR:9:LYS:O	49:BR:10:LEU:HG	2.11	0.51
12:AL:28:LYS:HE2	12:AL:33:ARG:NH1	2.24	0.51
47:BP:23:PRO:O	47:BP:29:LYS:O	2.29	0.51
12:AL:37:CYS:HB3	12:AL:79:GLU:O	2.11	0.51
35:BA:676:A:H8	35:BA:2069:G:N2	2.01	0.51
2:AB:86:GLU:C	2:AB:88:ALA:H	2.13	0.51
18:AR:44:LEU:HD22	18:AR:79:LEU:HD22	1.93	0.51
30:B5:27:PRO:HA	54:BW:23:LEU:HD21	1.93	0.51
24:AY:678:GLU:CG	24:AY:679:VAL:N	2.74	0.51
24:AY:659:LEU:C	24:AY:661:SER:H	2.14	0.51
48:BQ:39:PRO:O	48:BQ:40:ALA:HB2	2.10	0.51
35:BA:1843:C:H2'	35:BA:1844:C:H6	1.75	0.51
35:BA:1682:G:H2'	35:BA:1683:C:H6	1.74	0.51
16:AP:50:LYS:O	16:AP:51:VAL:HG23	2.11	0.51
35:BA:475:U:O5'	35:BA:475:U:H6	1.93	0.51
49:BR:104:ARG:HG3	49:BR:111:LEU:HD21	1.92	0.51

Continued on next page...

Continued from previous page...

Atom-1	Atom-2	Interatomic distance (Å)	Clash overlap (Å)
12:AL:51:ALA:O	12:AL:52:LEU:HD23	2.10	0.51
17:AQ:76:LEU:HD12	17:AQ:77:VAL:N	2.25	0.51
35:BA:20:C:O2'	35:BA:21:A:H5'	2.11	0.51
1:AA:57:G:H2'	1:AA:58:C:C6	2.46	0.51
35:BA:912:C:O2'	35:BA:913:U:H5'	2.11	0.51
24:AY:252:ASP:N	24:AY:252:ASP:OD1	2.44	0.51
53:BV:19:LYS:HE2	53:BV:20:LEU:H	1.76	0.51
53:BV:19:LYS:HB3	53:BV:94:LEU:O	2.10	0.51
4:AD:20:TYR:HD1	4:AD:26:CYS:HB3	1.75	0.51
51:BT:66:VAL:HA	51:BT:71:GLY:HA2	1.92	0.51
24:AY:428:LEU:HD23	24:AY:428:LEU:N	2.26	0.51
35:BA:2305:A:H2'	35:BA:2306:C:O4'	2.11	0.51
41:BG:34:LEU:HD13	41:BG:99:MET:HE2	1.93	0.51
40:BF:157:VAL:O	40:BF:157:VAL:CG2	2.58	0.51
56:BY:77:PRO:O	56:BY:78:ALA:HB2	2.09	0.51
40:BF:20:LEU:CD2	40:BF:21:ALA:CB	2.88	0.51
40:BF:20:LEU:O	40:BF:24:LEU:HD23	2.10	0.51
35:BA:2810:A:H2'	39:BE:61:ARG:NH2	2.26	0.51
51:BT:120:ARG:HA	51:BT:123:GLN:HG2	1.92	0.51
35:BA:143:G:H2'	35:BA:143(A):C:H6	1.75	0.51
19:AS:15:LEU:O	19:AS:19:VAL:N	2.43	0.51
43:BK:17:ALA:HB3	43:BK:38:VAL:CG1	2.40	0.51
4:AD:88:VAL:HG12	4:AD:88:VAL:O	2.09	0.51
35:BA:2468:G:C4	35:BA:2481:G:N2	2.78	0.51
34:B9:20:HIS:O	34:B9:22:ARG:HG3	2.10	0.51
27:B2:29:LYS:O	27:B2:30:ARG:C	2.48	0.51
35:BA:1301:A:O2'	35:BA:1302:A:C2'	2.54	0.51
57:BZ:24:LEU:HD12	57:BZ:41:LEU:HD23	1.92	0.51
57:BZ:81:ARG:O	57:BZ:81:ARG:HG3	2.11	0.51
35:BA:710:G:H1	35:BA:721:C:N4	2.07	0.51
35:BA:1722:A:C2	35:BA:1740:G:C8	2.99	0.51
1:AA:217:C:O2'	1:AA:470:C:N4	2.44	0.51
35:BA:1558:A:O2'	35:BA:1559:G:OP2	2.29	0.51
24:AY:259:PHE:CD1	24:AY:259:PHE:N	2.79	0.51
25:B0:19:LYS:O	25:B0:21:LEU:N	2.43	0.51
35:BA:259:G:N2	35:BA:621:A:H8	2.07	0.51
35:BA:1842:G:H2'	35:BA:1843:C:C6	2.46	0.51
51:BT:132:LYS:HG2	51:BT:133:GLU:HG3	1.93	0.51
13:AM:35:GLU:CG	13:AM:36:LYS:N	2.73	0.51
46:BO:71:ARG:HB3	46:BO:72:PRO:HD2	1.93	0.51
35:BA:1812:A:O2'	35:BA:1813:G:H5'	2.11	0.51

Continued on next page...

Continued from previous page...

Atom-1	Atom-2	Interatomic distance (Å)	Clash overlap (Å)
24:AY:389:LEU:HD12	24:AY:389:LEU:N	2.25	0.51
1:AA:520:A:N1	1:AA:536:C:H1'	2.26	0.51
38:BD:275:LYS:HD2	38:BD:275:LYS:O	2.10	0.51
15:AO:29:VAL:HG11	15:AO:67:LEU:HD21	1.92	0.51
1:AA:34:C:H1'	12:AL:32:PHE:CZ	2.46	0.51
35:BA:1629:U:H2'	35:BA:1630:G:C8	2.45	0.51
1:AA:1267:C:C5	1:AA:1268:A:C5	2.99	0.51
29:B4:1:MET:N	29:B4:1:MET:SD	2.73	0.51
28:B3:8:LEU:HD22	28:B3:31:LEU:HD23	1.93	0.51
45:BN:58:ASP:HB3	45:BN:95:PRO:HB2	1.92	0.51
49:BR:33:ARG:HG3	49:BR:115:GLU:HG3	1.92	0.51
5:AE:82:VAL:CG2	5:AE:138:ALA:HA	2.38	0.51
19:AS:19:VAL:HG12	19:AS:20:LEU:N	2.25	0.51
35:BA:813:U:H2'	35:BA:814:C:H6	1.70	0.51
47:BP:146:VAL:HG13	47:BP:147:LEU:H	1.74	0.51
39:BE:2:LYS:HG2	39:BE:95:ILE:HG22	1.93	0.51
35:BA:2723:C:H5''	49:BR:2:ARG:NH1	2.23	0.51
27:B2:13:ALA:HA	27:B2:16:LEU:HD11	1.92	0.51
57:BZ:25:PRO:O	57:BZ:85:HIS:HA	2.11	0.51
35:BA:2795:G:H2'	35:BA:2795:G:N3	2.26	0.51
24:AY:218:GLU:O	24:AY:221:ALA:HB3	2.11	0.51
35:BA:2098:U:H6	35:BA:2098:U:O5'	1.94	0.51
1:AA:241:C:HO2'	1:AA:242:C:H5'	1.75	0.51
1:AA:1423:G:H5''	46:BO:49:ARG:HH22	1.75	0.51
1:AA:987:G:O2'	1:AA:988:G:H5'	2.10	0.51
37:BC:115:VAL:HA	37:BC:145:THR:HG22	1.93	0.51
20:AT:50:GLU:HB2	20:AT:100:ILE:HB	1.92	0.51
1:AA:170:U:O2'	1:AA:171:A:H5'	2.10	0.51
24:AY:606:MET:HG3	24:AY:649:LEU:HD21	1.92	0.51
35:BA:809:G:O2'	35:BA:810:U:H5'	2.10	0.51
35:BA:657:U:C2	35:BA:658:C:C5	2.98	0.51
7:AG:108:ALA:O	7:AG:111:ARG:HB2	2.10	0.51
36:BB:42:C:O2	41:BG:93:THR:N	2.37	0.51
35:BA:2516:G:O2'	35:BA:2517:C:H5'	2.11	0.51
24:AY:251:ILE:HG22	24:AY:251:ILE:O	2.10	0.51
57:BZ:4:ARG:HH12	57:BZ:66:SER:CB	2.20	0.51
52:BU:83:LEU:HG	52:BU:88:ILE:HD11	1.91	0.51
53:BV:49:THR:O	53:BV:50:PRO:C	2.48	0.51
1:AA:1270:C:H2'	1:AA:1271:G:H8	1.73	0.51
35:BA:2504:U:H6	35:BA:2504:U:O5'	1.93	0.51
24:AY:117:GLN:HE22	24:AY:119:GLU:HG3	1.75	0.51

Continued on next page...

Continued from previous page...

Atom-1	Atom-2	Interatomic distance (Å)	Clash overlap (Å)
24:AY:20:HIS:CG	24:AY:117:GLN:HB3	2.45	0.51
24:AY:337:SER:HA	24:AY:355:LEU:HD23	1.92	0.51
2:AB:189:ASP:OD2	2:AB:205:ASP:OD1	2.28	0.51
33:B8:50:LEU:CG	33:B8:51:ALA:N	2.74	0.51
51:BT:106:SER:HB2	51:BT:110:ILE:HG13	1.93	0.51
15:AO:17:ARG:NH1	15:AO:17:ARG:HG3	2.25	0.51
1:AA:965:A:C2	1:AA:969:A:N1	2.79	0.51
24:AY:631:ILE:HG23	24:AY:632:LEU:N	2.26	0.51
24:AY:635:GLU:CD	24:AY:635:GLU:H	2.14	0.51
36:BB:8:U:O2'	50:BS:40:ILE:HD13	2.11	0.51
35:BA:653:A:C5'	35:BA:654:A:OP2	2.59	0.51
12:AL:33:ARG:HG2	12:AL:60:LEU:HD12	1.93	0.51
35:BA:2151:G:O2'	35:BA:2152:G:H5'	2.11	0.51
39:BE:82:ARG:HG3	39:BE:83:ASP:H	1.75	0.51
13:AM:99:ARG:O	13:AM:100:GLY:C	2.49	0.51
10:AJ:42:THR:CG2	10:AJ:68:HIS:HA	2.36	0.51
35:BA:460:A:C2	35:BA:470:A:C4	2.99	0.51
40:BF:93:LYS:HD2	40:BF:94:PRO:HD2	1.92	0.51
35:BA:2665:A:H2'	35:BA:2666:C:O4'	2.11	0.51
13:AM:86:CYS:HA	19:AS:73:GLU:O	2.11	0.51
40:BF:99:TYR:HE2	40:BF:101:LEU:HD13	1.75	0.51
31:B6:33:LYS:CG	31:B6:34:LEU:H	2.17	0.51
1:AA:383:A:H2'	1:AA:384:G:C5'	2.39	0.51
24:AY:343:ASN:HD22	24:AY:345:THR:N	2.06	0.51
35:BA:1233:C:H2'	35:BA:1234:U:H6	1.76	0.51
45:BN:26:LEU:C	45:BN:26:LEU:HD12	2.31	0.51
2:AB:152:PHE:C	2:AB:152:PHE:CD1	2.84	0.51
28:B3:4:LEU:O	28:B3:36:VAL:HA	2.11	0.51
24:AY:525:PHE:HD1	24:AY:525:PHE:H	1.52	0.51
1:AA:392:G:H2'	1:AA:393:A:H8	1.75	0.51
35:BA:467:G:O2'	35:BA:468:G:H5'	2.10	0.51
1:AA:40:C:H2'	1:AA:41:G:C8	2.46	0.51
35:BA:1263:U:C4	35:BA:1264:G:C6	2.99	0.51
35:BA:1436:G:H1'	35:BA:1477:A:O2'	2.10	0.51
35:BA:455:C:N3	35:BA:473:G:H5'	2.26	0.51
41:BG:127:GLY:C	41:BG:128:ARG:HG2	2.30	0.51
14:AN:15:LYS:O	14:AN:16:PHE:C	2.47	0.51
6:AF:51:PRO:HA	6:AF:55:ASP:O	2.11	0.51
40:BF:168:ARG:HG3	40:BF:175:THR:HB	1.92	0.51
4:AD:11:LEU:O	4:AD:12:CYS:C	2.50	0.51
1:AA:1236:A:H2'	1:AA:1237:C:C5	2.46	0.51

Continued on next page...

Continued from previous page...

Atom-1	Atom-2	Interatomic distance (Å)	Clash overlap (Å)
52:BU:111:GLU:O	52:BU:115:ALA:HB2	2.11	0.51
30:B5:3:LYS:HD2	30:B5:5:PRO:CD	2.41	0.51
35:BA:747:U:O2'	54:BW:88:ARG:HG3	2.11	0.51
27:B2:40:SER:C	27:B2:42:GLY:H	2.13	0.51
29:B4:7:PRO:O	29:B4:8:LYS:HB3	2.11	0.51
24:AY:434:GLU:HG2	24:AY:434:GLU:O	2.11	0.51
35:BA:271(S):G:H2'	35:BA:271(T):C:O4'	2.10	0.51
31:B6:43:CYS:CB	31:B6:44:ARG:NH2	2.60	0.51
1:AA:1310:G:C2'	1:AA:1311:G:H5'	2.41	0.51
51:BT:118:ARG:HA	51:BT:121:ILE:CD1	2.41	0.51
35:BA:1020:A:O2'	35:BA:1021:A:P	2.69	0.51
19:AS:47:HIS:O	19:AS:49:ILE:HG13	2.11	0.51
35:BA:958:U:H5'	48:BQ:14:ARG:NH1	2.25	0.51
38:BD:239:ARG:HH11	38:BD:239:ARG:HG2	1.74	0.51
24:AY:363:ARG:NH1	24:AY:363:ARG:HG3	2.14	0.51
35:BA:1362:C:H2'	35:BA:1363:C:C6	2.46	0.51
38:BD:134:ARG:NE	38:BD:135:PHE:CE1	2.79	0.51
50:BS:70:GLY:C	50:BS:72:ALA:N	2.61	0.51
35:BA:2071:A:OP2	35:BA:2071:A:H8	1.93	0.51
3:AC:159:GLY:HA2	3:AC:193:TYR:CE2	2.46	0.51
35:BA:687:C:H2'	35:BA:688:U:O4'	2.10	0.51
1:AA:1171:G:H2'	1:AA:1172:C:H6	1.76	0.51
57:BZ:80:ARG:O	57:BZ:81:ARG:O	2.29	0.51
24:AY:312:LEU:HD11	24:AY:401:SER:OG	2.10	0.51
35:BA:1539:G:N3	35:BA:1540:U:H1'	2.25	0.51
40:BF:93:LYS:HB3	40:BF:94:PRO:HD2	1.92	0.51
35:BA:2657:A:O2'	42:BH:160:LYS:HE3	2.10	0.51
1:AA:1351:U:O2'	1:AA:1352:C:H5'	2.10	0.51
32:B7:46:VAL:HG12	32:B7:47:ARG:H	1.72	0.51
49:BR:11:ASN:OD1	49:BR:12:ARG:N	2.40	0.51
35:BA:1343:G:N3	35:BA:1384:A:H2	2.08	0.51
35:BA:2851:A:C5	35:BA:2852:G:C5	2.99	0.51
35:BA:2839:G:H2'	35:BA:2840:C:H6	1.75	0.51
1:AA:452:A:C4	1:AA:453:A:C8	2.99	0.51
1:AA:123:C:OP1	1:AA:311:C:O2'	2.29	0.51
35:BA:2115:G:H3'	35:BA:2116:G:H5''	1.91	0.51
1:AA:164:U:H2'	1:AA:165:C:C6	2.46	0.51
35:BA:601:C:O2'	35:BA:605:C:H5''	2.11	0.51
22:AV:14:A:H1'	22:AV:22:G:N2	2.26	0.51
15:AO:33:THR:HG23	15:AO:63:ARG:HH12	1.76	0.51
1:AA:1175:G:O6	1:AA:1176:A:N6	2.44	0.51

Continued on next page...

Continued from previous page...

Atom-1	Atom-2	Interatomic distance (Å)	Clash overlap (Å)
19:AS:27:GLU:O	19:AS:28:LYS:O	2.29	0.51
35:BA:2652:C:C4	35:BA:2653:U:C4	2.99	0.51
35:BA:1635:G:H2'	35:BA:1636:C:C6	2.46	0.51
32:B7:17:GLY:HA2	32:B7:43:THR:HG21	1.92	0.51
4:AD:18:LYS:HG3	4:AD:31:CYS:SG	2.51	0.51
52:BU:83:LEU:CD1	52:BU:113:ALA:HB2	2.40	0.51
51:BT:11:GLU:O	51:BT:13:ARG:N	2.40	0.51
41:BG:100:TRP:O	41:BG:101:ILE:C	2.48	0.51
24:AY:20:HIS:ND1	24:AY:21:ILE:HD13	2.25	0.51
35:BA:83:G:N2	35:BA:103:A:OP2	2.43	0.51
31:B6:15:GLU:N	31:B6:49:HIS:CD2	2.79	0.51
31:B6:45:LYS:HD3	35:BA:2371:G:O3'	2.11	0.51
1:AA:1325:C:H4'	21:AU:17:THR:HG21	1.91	0.51
25:B0:51:VAL:HG21	25:B0:79:VAL:O	2.11	0.51
35:BA:2155:G:C2'	35:BA:2156:G:H5'	2.41	0.51
36:BB:87:G:O3'	36:BB:88:C:C6	2.64	0.51
38:BD:241:PRO:C	38:BD:242:ARG:CG	2.64	0.51
47:BP:91:PHE:H	47:BP:91:PHE:HD1	1.58	0.51
49:BR:9:LYS:O	49:BR:10:LEU:CG	2.59	0.51
4:AD:78:LEU:HD21	4:AD:96:LEU:CB	2.41	0.51
42:BH:17:VAL:O	42:BH:45:VAL:HG22	2.11	0.51
42:BH:66:GLY:HA2	42:BH:69:ARG:CB	2.39	0.51
39:BE:93:VAL:C	39:BE:95:ILE:N	2.63	0.51
7:AG:78:ARG:HG3	7:AG:79:ARG:N	2.26	0.51
28:B3:10:LYS:HB3	28:B3:53:LEU:HD23	1.93	0.51
50:BS:14:VAL:O	50:BS:15:ARG:C	2.49	0.51
24:AY:150:ILE:C	24:AY:152:THR:H	2.14	0.51
35:BA:1040:C:H42	35:BA:1115:G:H1	1.58	0.51
38:BD:125:ILE:CG2	38:BD:125:ILE:O	2.57	0.51
36:BB:115:G:H2'	36:BB:116:G:C8	2.41	0.51
35:BA:1385:G:H4'	35:BA:1386:C:OP1	2.11	0.51
35:BA:2840:C:O2'	35:BA:2841:C:H5'	2.10	0.51
1:AA:329:A:H3'	1:AA:330:C:H5'	1.93	0.51
53:BV:89:GLN:OE1	53:BV:89:GLN:HA	2.10	0.51
52:BU:70:ARG:NH1	52:BU:70:ARG:HG3	2.25	0.51
1:AA:1061:G:H2'	1:AA:1062:U:H5'	1.92	0.51
1:AA:642:A:H2'	1:AA:643:C:C6	2.46	0.51
16:AP:67:THR:N	16:AP:70:ALA:HB3	2.26	0.51
35:BA:1492:G:H1	35:BA:1498:C:H42	1.58	0.51
19:AS:53:ASN:C	19:AS:55:LYS:H	2.14	0.51
35:BA:1909:C:O2'	35:BA:1910:G:H5'	2.10	0.51

Continued on next page...

Continued from previous page...

Atom-1	Atom-2	Interatomic distance (Å)	Clash overlap (Å)
1:AA:1174:G:O2'	1:AA:1175:G:H5'	2.10	0.51
46:BO:90:GLN:O	46:BO:92:GLU:HG3	2.11	0.51
55:BX:90:GLU:HA	55:BX:93:GLU:HG2	1.93	0.51
1:AA:1124:G:H5'	10:AJ:35:SER:HB2	1.92	0.51
55:BX:29:TRP:HA	55:BX:78:LYS:HA	1.92	0.51
24:AY:156:ARG:HH22	24:AY:666:ARG:NH1	2.09	0.50
40:BF:52:LYS:HD3	40:BF:56:GLU:O	2.11	0.50
2:AB:51:LEU:HD23	2:AB:201:ILE:HD12	1.93	0.50
41:BG:82:LEU:HD21	41:BG:87:PRO:CB	2.41	0.50
10:AJ:4:ILE:H	10:AJ:4:ILE:HD12	1.77	0.50
31:B6:17:LYS:CB	31:B6:44:ARG:NH1	2.74	0.50
3:AC:50:ALA:O	3:AC:70:VAL:HG13	2.10	0.50
38:BD:117:VAL:CG2	38:BD:118:VAL:N	2.74	0.50
51:BT:33:LYS:NZ	51:BT:43:GLN:NE2	2.59	0.50
28:B3:19:GLN:HE22	28:B3:52:HIS:HE1	1.60	0.50
36:BB:91:C:O2'	36:BB:92:C:H5'	2.10	0.50
50:BS:29:PHE:CD1	50:BS:29:PHE:C	2.84	0.50
35:BA:909:A:O2'	35:BA:910:A:H5'	2.11	0.50
35:BA:1052:C:O2'	35:BA:1053:C:O5'	2.29	0.50
12:AL:39:VAL:CB	12:AL:57:LYS:HB2	2.35	0.50
24:AY:227:ILE:CD1	24:AY:242:LEU:HA	2.41	0.50
40:BF:140:LEU:O	40:BF:143:ALA:HB3	2.11	0.50
35:BA:752:A:O2'	35:BA:753:C:OP2	2.20	0.50
24:AY:71:THR:HA	24:AY:79:ILE:O	2.11	0.50
57:BZ:74:VAL:HG22	57:BZ:86:VAL:HG13	1.93	0.50
45:BN:134:ARG:HG3	45:BN:134:ARG:O	2.10	0.50
16:AP:75:ARG:O	16:AP:78:GLY:N	2.44	0.50
53:BV:62:LEU:CD2	53:BV:62:LEU:N	2.70	0.50
13:AM:15:VAL:O	13:AM:19:LEU:HD23	2.10	0.50
19:AS:78:ARG:HB2	19:AS:81:ARG:NH1	2.21	0.50
1:AA:999:C:C6	1:AA:999:C:O5'	2.65	0.50
35:BA:29:U:C2'	35:BA:30:G:H5'	2.41	0.50
35:BA:816:C:O2'	35:BA:817:C:H5'	2.10	0.50
2:AB:213:LEU:C	2:AB:213:LEU:HD23	2.32	0.50
1:AA:1379:G:O2'	1:AA:1380:U:H5'	2.11	0.50
1:AA:393:A:H5'	1:AA:483:C:O2'	2.11	0.50
35:BA:1091:G:H1	35:BA:1100:C:H42	1.59	0.50
1:AA:78:G:H1	1:AA:91:C:H42	1.59	0.50
24:AY:634:MET:O	24:AY:634:MET:HG2	2.10	0.50
8:AH:112:LEU:CD2	8:AH:112:LEU:N	2.73	0.50
22:AV:74:C:N4	26:B1:23:LYS:HE3	2.26	0.50

Continued on next page...

Continued from previous page...

Atom-1	Atom-2	Interatomic distance (Å)	Clash overlap (Å)
54:BW:25:ARG:HB2	54:BW:25:ARG:HH11	1.76	0.50
35:BA:1355:G:O2'	35:BA:1356:G:H5'	2.11	0.50
14:AN:16:PHE:CD1	14:AN:16:PHE:N	2.74	0.50
1:AA:763:G:H2'	1:AA:764:C:H6	1.76	0.50
35:BA:1011:G:O2'	35:BA:1013:C:H5''	2.11	0.50
11:AK:18:ARG:HH21	11:AK:37:GLY:N	2.09	0.50
35:BA:1432:C:H2'	35:BA:1433:U:O4'	2.11	0.50
18:AR:26:LEU:HD21	18:AR:42:ARG:HD2	1.93	0.50
35:BA:698:C:H4'	35:BA:735:A:C2	2.46	0.50
37:BC:117:THR:HG22	37:BC:148:PHE:HA	1.92	0.50
37:BC:95:VAL:CG1	37:BC:96:GLY:N	2.71	0.50
1:AA:1238:A:H2'	1:AA:1238:A:N3	2.25	0.50
57:BZ:5:LEU:HD13	57:BZ:59:LEU:CD2	2.41	0.50
30:B5:3:LYS:HZ3	30:B5:5:PRO:HD2	1.74	0.50
50:BS:95:HIS:O	50:BS:96:GLY:C	2.48	0.50
41:BG:41:GLN:NE2	41:BG:60:LEU:CD2	2.74	0.50
41:BG:56:ALA:HB1	41:BG:153:ARG:NE	2.26	0.50
41:BG:55:LYS:CA	41:BG:58:GLN:HG3	2.41	0.50
41:BG:99:MET:O	41:BG:100:TRP:C	2.50	0.50
9:AI:5:TYR:CD1	9:AI:18:PHE:CE1	2.99	0.50
31:B6:35:GLU:HB3	31:B6:51:GLU:HB2	1.92	0.50
31:B6:35:GLU:HG3	31:B6:36:LEU:N	2.26	0.50
31:B6:16:CYS:SG	31:B6:48:VAL:HG21	2.50	0.50
35:BA:2389:G:H5''	35:BA:2390:U:C5'	2.32	0.50
31:B6:54:ILE:HD13	35:BA:2420:C:H5'	1.90	0.50
35:BA:1202:C:H2'	35:BA:1203:G:H5'	1.93	0.50
35:BA:2154:G:H21	35:BA:2155:G:H1'	1.75	0.50
14:AN:32:SER:O	14:AN:40:CYS:HA	2.11	0.50
12:AL:25:PRO:C	12:AL:27:LEU:N	2.64	0.50
47:BP:23:PRO:CB	47:BP:33:ARG:HG3	2.39	0.50
42:BH:40:GLU:HG3	42:BH:64:LEU:CD1	2.41	0.50
36:BB:63:G:C2	36:BB:64:C:C2	2.99	0.50
57:BZ:141:VAL:HG12	57:BZ:142:SER:N	2.26	0.50
35:BA:786:C:C2'	35:BA:787:U:H5'	2.40	0.50
35:BA:1607:C:H5'	35:BA:1608:A:C8	2.47	0.50
1:AA:967:C:H6	1:AA:967:C:O5'	1.94	0.50
54:BW:47:VAL:HG12	54:BW:47:VAL:O	2.10	0.50
1:AA:674:G:H21	11:AK:116:HIS:HB2	1.76	0.50
35:BA:2543:G:O2'	35:BA:2544:G:H5'	2.12	0.50
1:AA:622:A:N7	1:AA:623:C:C6	2.79	0.50
35:BA:2199:A:H3'	35:BA:2200:C:C6	2.44	0.50

Continued on next page...

Continued from previous page...

Atom-1	Atom-2	Interatomic distance (Å)	Clash overlap (Å)
38:BD:77:ALA:HB2	38:BD:97:TYR:HA	1.93	0.50
1:AA:1258:G:H2'	1:AA:1259:C:C6	2.46	0.50
55:BX:63:LYS:CB	55:BX:72:LYS:HG2	2.41	0.50
57:BZ:9:TYR:HB3	57:BZ:35:ARG:HH22	1.76	0.50
1:AA:422:C:H6	1:AA:422:C:OP2	1.95	0.50
24:AY:432:ALA:HA	24:AY:438:PHE:CZ	2.45	0.50
37:BC:185:LYS:HE3	37:BC:185:LYS:CA	2.40	0.50
35:BA:451:C:N4	35:BA:454:A:H5'	2.27	0.50
55:BX:29:TRP:CH2	55:BX:76:ARG:NH2	2.79	0.50
35:BA:325:G:O2'	35:BA:326:G:H5'	2.10	0.50
1:AA:189(C):C:H2'	1:AA:189(D):C:O4'	2.12	0.50
35:BA:271(K):U:H3'	35:BA:271(L):U:H5''	1.93	0.50
42:BH:107:VAL:HG23	42:BH:107:VAL:O	2.10	0.50
51:BT:27:THR:OG1	51:BT:28:VAL:N	2.43	0.50
46:BO:52:VAL:HG12	46:BO:53:LYS:N	2.25	0.50
24:AY:100:VAL:HG22	24:AY:101:LEU:N	2.26	0.50
24:AY:85:PRO:HG3	24:AY:94:VAL:HG13	1.93	0.50
27:B2:7:ARG:HG3	27:B2:7:ARG:HH11	1.76	0.50
27:B2:69:ARG:HG3	27:B2:70:GLN:H	1.76	0.50
31:B6:8:LYS:NZ	35:BA:2285:C:H5	2.06	0.50
51:BT:23:ARG:HB2	51:BT:24:PRO:CD	2.36	0.50
35:BA:1144:G:C6	35:BA:1145:C:C4	2.99	0.50
35:BA:2073:C:H42	35:BA:2436:G:H1	1.60	0.50
1:AA:1226:C:H5''	13:AM:103:THR:CB	2.40	0.50
1:AA:1226:C:H41	13:AM:104:ARG:HD2	1.77	0.50
35:BA:2154:G:N2	35:BA:2155:G:H1'	2.26	0.50
47:BP:105:LEU:O	47:BP:106:LEU:HB2	2.11	0.50
47:BP:101:VAL:HB	47:BP:107:LYS:HA	1.92	0.50
12:AL:27:LEU:CG	12:AL:62:SER:HB2	2.40	0.50
1:AA:625:G:C4	1:AA:626:U:C5	3.00	0.50
24:AY:227:ILE:HG23	24:AY:237:PRO:HG2	1.94	0.50
39:BE:2:LYS:HD3	39:BE:95:ILE:HG22	1.94	0.50
27:B2:18:PRO:HG2	27:B2:19:VAL:H	1.75	0.50
27:B2:8:LYS:O	27:B2:12:GLU:N	2.26	0.50
2:AB:101:MET:C	2:AB:102:LEU:HD12	2.32	0.50
45:BN:125:GLY:HA3	45:BN:126:PRO:O	2.10	0.50
49:BR:21:TYR:OH	49:BR:43:GLU:HG2	2.11	0.50
35:BA:2742:C:C2'	35:BA:2743:C:H5'	2.41	0.50
24:AY:139:MET:HE1	24:AY:146:LEU:HB2	1.93	0.50
1:AA:1345:U:OP1	9:AI:120:ARG:NH1	2.42	0.50
9:AI:117:HIS:O	9:AI:118:LYS:HG3	2.11	0.50

Continued on next page...

Continued from previous page...

Atom-1	Atom-2	Interatomic distance (Å)	Clash overlap (Å)
30:B5:27:PRO:HG3	54:BW:23:LEU:CD1	2.40	0.50
9:AI:70:LYS:O	9:AI:74:ILE:HG13	2.11	0.50
32:B7:46:VAL:CG1	32:B7:47:ARG:H	2.24	0.50
13:AM:90:LEU:O	13:AM:91:ARG:C	2.49	0.50
24:AY:187:THR:OG1	24:AY:188:TYR:N	2.44	0.50
40:BF:206:ILE:CG2	40:BF:207:GLY:H	2.24	0.50
35:BA:2837:G:H2'	35:BA:2838:G:H8	1.75	0.50
57:BZ:155:LEU:HG	57:BZ:157:LEU:CD2	2.40	0.50
7:AG:22:LEU:HD22	7:AG:62:PHE:CE2	2.46	0.50
1:AA:1479:C:O2'	1:AA:1480:G:H5'	2.11	0.50
35:BA:844:C:H2'	35:BA:845:G:O4'	2.10	0.50
12:AL:69:TYR:O	12:AL:71:PRO:HD3	2.11	0.50
54:BW:80:PRO:O	54:BW:100:THR:HG21	2.12	0.50
28:B3:1:MET:HB3	28:B3:2:PRO:HD2	1.93	0.50
19:AS:39:THR:HG22	19:AS:40:ILE:N	2.27	0.50
24:AY:17:ILE:N	24:AY:17:ILE:CD1	2.75	0.50
24:AY:460:GLU:O	24:AY:463:VAL:HB	2.12	0.50
20:AT:11:SER:HA	20:AT:13:LEU:HD12	1.92	0.50
35:BA:300:A:P	56:BY:97:ARG:HE	2.34	0.50
40:BF:28:ILE:H	40:BF:28:ILE:CD1	2.24	0.50
35:BA:2876:G:C4'	51:BT:3:ARG:HE	2.10	0.50
35:BA:1022:G:N2	35:BA:1142(A):A:H2	2.10	0.50
15:AO:74:ASP:O	15:AO:76:GLU:N	2.44	0.50
19:AS:41:VAL:O	19:AS:43:GLU:N	2.45	0.50
1:AA:1226:C:H4'	1:AA:1227:A:OP1	2.12	0.50
35:BA:2128:C:OP1	37:BC:37:LYS:N	2.40	0.50
35:BA:1801:G:H3'	35:BA:1802:A:H5'	1.94	0.50
38:BD:48:ARG:NH1	38:BD:48:ARG:HG3	2.27	0.50
22:AV:73:A:O5'	22:AV:73:A:H8	1.94	0.50
1:AA:177:C:N3	1:AA:178:C:C5	2.79	0.50
35:BA:1298:C:H1'	35:BA:1302:A:C4	2.46	0.50
35:BA:295:G:H2'	35:BA:296:C:C6	2.43	0.50
40:BF:174:VAL:HG21	40:BF:189:THR:CG2	2.42	0.50
35:BA:2111:C:C2	35:BA:2147:G:N2	2.80	0.50
43:BK:15:GLY:N	43:BK:41:PHE:HE2	2.09	0.50
1:AA:204:U:HO2'	1:AA:216:G:P	2.34	0.50
46:BO:26:LYS:HB3	46:BO:30:ALA:HB2	1.93	0.50
37:BC:71:LYS:CG	37:BC:72:GLN:H	2.12	0.50
24:AY:519:ARG:NH2	24:AY:678:GLU:CB	2.74	0.50
24:AY:519:ARG:NH2	24:AY:678:GLU:HB3	2.26	0.50
15:AO:27:VAL:O	15:AO:31:LEU:HD23	2.11	0.50

Continued on next page...

Continued from previous page...

Atom-1	Atom-2	Interatomic distance (Å)	Clash overlap (Å)
35:BA:1127:A:H2'	35:BA:1128:A:H5''	1.93	0.50
55:BX:18:TYR:HA	55:BX:21:PHE:CD2	2.47	0.50
35:BA:641:C:H2'	35:BA:642:G:O4'	2.11	0.50
35:BA:610:G:H22	35:BA:619:G:H1'	1.76	0.50
36:BB:54:G:H2'	36:BB:55:U:C6	2.45	0.50
38:BD:218:ARG:HH11	38:BD:218:ARG:HG3	1.76	0.50
57:BZ:23:LYS:CD	57:BZ:38:TYR:HE2	2.22	0.50
35:BA:999:U:H5''	35:BA:1154:G:O6	2.12	0.50
4:AD:119:GLN:HG3	4:AD:123:HIS:CD2	2.46	0.50
45:BN:18:ALA:HB1	45:BN:21:LYS:HB2	1.94	0.50
38:BD:81:ALA:HA	38:BD:113:VAL:HG22	1.92	0.50
9:AI:112:LYS:HA	9:AI:119:ALA:HB2	1.94	0.50
50:BS:30:ARG:HH22	50:BS:62:LYS:HD2	1.76	0.50
35:BA:1109:C:O2	35:BA:1109:C:C2'	2.60	0.50
6:AF:24:GLU:O	6:AF:27:GLN:HB2	2.11	0.50
37:BC:202:PRO:O	37:BC:205:ALA:HB3	2.11	0.50
2:AB:80:ILE:N	2:AB:80:ILE:HD12	2.26	0.50
35:BA:692:C:H2'	35:BA:693:C:H6	1.75	0.50
1:AA:61:G:H2'	1:AA:62:U:O4'	2.12	0.50
35:BA:2363:C:O5'	35:BA:2363:C:H6	1.94	0.50
24:AY:236:GLU:HG3	24:AY:236:GLU:O	2.12	0.50
8:AH:44:PHE:C	8:AH:45:ILE:HG23	2.30	0.50
24:AY:603:GLU:O	24:AY:676:TYR:HA	2.11	0.50
1:AA:596:C:H6	1:AA:596:C:O5'	1.94	0.50
35:BA:827:U:H4'	35:BA:828:U:O2	2.12	0.50
35:BA:1465:G:H2'	35:BA:1466:G:H8	1.76	0.50
35:BA:2580:U:H5'	39:BE:131:ALA:HB2	1.93	0.50
57:BZ:69:THR:HA	57:BZ:89:PHE:O	2.12	0.50
41:BG:102:PHE:O	41:BG:104:GLU:N	2.45	0.50
24:AY:191:ASP:OD1	24:AY:191:ASP:N	2.43	0.50
33:B8:49:VAL:HG23	33:B8:49:VAL:O	2.11	0.50
31:B6:54:ILE:HD13	35:BA:2420:C:C5'	2.40	0.50
1:AA:940:C:H2'	1:AA:941:G:H8	1.77	0.50
1:AA:1445:C:C2'	1:AA:1446:U:H5'	2.42	0.50
35:BA:2128:C:OP1	37:BC:37:LYS:HB2	2.11	0.50
35:BA:821:A:O2'	35:BA:945:A:H3'	2.12	0.50
47:BP:95:VAL:CG2	47:BP:125:VAL:HG23	2.42	0.50
3:AC:136:GLN:HA	3:AC:139:GLN:HB2	1.93	0.50
24:AY:498:ILE:O	24:AY:498:ILE:HG13	2.12	0.50
48:BQ:53:ALA:HA	48:BQ:56:ARG:HB2	1.92	0.50
1:AA:721:G:OP1	1:AA:721:G:H8	1.93	0.50

Continued on next page...

Continued from previous page...

Atom-1	Atom-2	Interatomic distance (Å)	Clash overlap (Å)
4:AD:170:VAL:HG21	4:AD:176:LEU:CD2	2.41	0.50
7:AG:79:ARG:O	7:AG:80:VAL:HG13	2.11	0.50
48:BQ:135:ASP:CG	57:BZ:49:ARG:NH1	2.65	0.50
35:BA:1528:A:N3	35:BA:1528:A:H2'	2.26	0.50
35:BA:1221:C:H2'	35:BA:1221:C:O2	2.10	0.50
1:AA:1346:A:N6	1:AA:1375:A:OP2	2.40	0.50
24:AY:637:ARG:O	24:AY:638:GLY:C	2.48	0.50
1:AA:891:U:H2'	1:AA:892:A:H8	1.76	0.50
35:BA:2791:C:H5	35:BA:2801(A):A:H62	1.60	0.50
57:BZ:14:LYS:O	57:BZ:16:SER:N	2.45	0.50
24:AY:610:VAL:HG11	24:AY:659:LEU:HD21	1.93	0.50
48:BQ:108:GLY:C	48:BQ:109:VAL:HG23	2.31	0.50
35:BA:619:G:H3'	35:BA:620:G:N2	2.26	0.50
35:BA:92:A:H2'	35:BA:93:G:C8	2.46	0.50
22:AV:49:G:H1	22:AV:65:C:H42	1.60	0.50
1:AA:368:U:OP1	24:AY:353:ALA:CB	2.59	0.50
1:AA:992:U:H1'	1:AA:993:G:C2	2.46	0.50
35:BA:291:C:H2'	35:BA:292:C:H6	1.77	0.50
52:BU:37:GLU:O	52:BU:40:PHE:HB2	2.12	0.50
1:AA:753:A:H4'	1:AA:754:C:C5'	2.42	0.50
1:AA:1047:G:C2'	1:AA:1048:G:H5'	2.41	0.50
1:AA:1109:C:C2'	1:AA:1110:A:H5'	2.41	0.50
43:BK:104:VAL:HG13	43:BK:105:LEU:N	2.26	0.50
3:AC:73:PRO:O	3:AC:76:VAL:HG22	2.12	0.50
10:AJ:29:ARG:HH12	10:AJ:84:GLN:HE22	1.60	0.50
17:AQ:7:THR:O	17:AQ:23:VAL:HG13	2.11	0.50
1:AA:836:G:C6	1:AA:851:G:C6	2.99	0.50
4:AD:28:SER:O	4:AD:30:LYS:N	2.45	0.50
35:BA:2248:C:H3'	35:BA:2249:U:C6	2.46	0.50
35:BA:2015:A:H2'	35:BA:2016:U:O4'	2.12	0.50
36:BB:32:C:O2	36:BB:50:G:N2	2.45	0.50
36:BB:38:C:O2	36:BB:48:A:H1'	2.11	0.50
35:BA:2312:U:H4'	41:BG:71:THR:HG1	1.75	0.50
9:AI:5:TYR:HD1	9:AI:17:VAL:O	1.94	0.50
33:B8:50:LEU:HD12	33:B8:51:ALA:N	2.25	0.50
49:BR:38:VAL:CB	49:BR:39:PRO:HD3	2.26	0.50
24:AY:491:VAL:HG12	24:AY:492:ASP:H	1.76	0.50
24:AY:524:GLU:HG2	24:AY:564:LYS:HG3	1.92	0.50
25:B0:49:LYS:HE3	25:B0:80:HIS:CG	2.47	0.50
24:AY:9:LEU:C	24:AY:9:LEU:HD23	2.32	0.50
35:BA:2157:G:C8	35:BA:2157:G:OP2	2.65	0.50

Continued on next page...

Continued from previous page...

Atom-1	Atom-2	Interatomic distance (Å)	Clash overlap (Å)
47:BP:17:LYS:C	47:BP:19:VAL:H	2.14	0.50
34:B9:4:ARG:NH1	35:BA:2477:C:N4	2.60	0.50
35:BA:2317:C:O2'	35:BA:2318:G:H5'	2.12	0.50
1:AA:697:U:H2'	1:AA:698:G:C5'	2.34	0.50
35:BA:2740:A:H2'	35:BA:2741:A:C8	2.47	0.50
24:AY:529:ILE:HD11	24:AY:567:LEU:HD11	1.93	0.50
35:BA:1285:G:H2'	35:BA:1286:A:C5'	2.39	0.50
35:BA:1541:G:H4'	35:BA:1542:A:O4'	2.12	0.50
48:BQ:65:PHE:CD1	48:BQ:65:PHE:N	2.80	0.50
39:BE:177:PRO:CG	39:BE:178:GLU:H	2.24	0.50
7:AG:91:VAL:HG12	7:AG:92:SER:N	2.26	0.50
35:BA:797:C:OP1	40:BF:62:ARG:HG3	2.12	0.50
1:AA:1332:A:O2'	1:AA:1333:A:H5'	2.11	0.50
48:BQ:8:LYS:HB2	48:BQ:9:TYR:CD1	2.47	0.50
35:BA:1073:A:C2'	35:BA:1074:G:H5'	2.42	0.50
6:AF:61:LEU:O	6:AF:62:TRP:HB2	2.11	0.50
35:BA:247:G:C8	35:BA:249:C:C6	3.00	0.50
35:BA:1265:A:H5'	35:BA:1267:U:H1'	1.92	0.50
35:BA:1813:G:H1'	38:BD:50:THR:OG1	2.12	0.50
52:BU:85:LYS:HG2	52:BU:85:LYS:O	2.11	0.50
35:BA:1754:C:OP1	51:BT:96:ARG:NH1	2.44	0.50
35:BA:2767:C:H2'	35:BA:2768:C:H6	1.76	0.50
19:AS:51:VAL:HG21	19:AS:71:LEU:HB3	1.94	0.50
41:BG:100:TRP:O	41:BG:104:GLU:HB2	2.11	0.50
41:BG:99:MET:O	41:BG:102:PHE:HB3	2.12	0.50
56:BY:15:VAL:O	56:BY:22:GLY:N	2.44	0.50
2:AB:189:ASP:O	2:AB:191:ASP:N	2.44	0.50
31:B6:47:THR:HG23	31:B6:49:HIS:CE1	2.46	0.50
40:BF:9:ILE:HG12	40:BF:15:SER:N	2.27	0.50
35:BA:2885:C:H2'	35:BA:2886:G:O5'	2.12	0.50
51:BT:117:ASP:O	51:BT:118:ARG:C	2.50	0.50
46:BO:104:ARG:HH21	51:BT:33:LYS:CE	2.25	0.50
40:BF:59:TYR:HE2	40:BF:85:GLY:O	1.94	0.50
50:BS:36:TYR:HD1	50:BS:36:TYR:N	2.10	0.50
12:AL:6:THR:CG2	12:AL:9:GLN:HE21	2.16	0.50
12:AL:27:LEU:HD21	12:AL:64:TYR:CE1	2.47	0.50
35:BA:193:U:H2'	35:BA:194:G:H8	1.76	0.50
24:AY:518:PRO:O	24:AY:520:GLY:N	2.45	0.50
42:BH:63:SER:O	42:BH:65:HIS:O	2.30	0.50
57:BZ:109:ALA:C	57:BZ:111:VAL:N	2.64	0.50
35:BA:751:A:O5'	35:BA:751:A:H8	1.95	0.50

Continued on next page...

Continued from previous page...

Atom-1	Atom-2	Interatomic distance (Å)	Clash overlap (Å)
35:BA:1542:A:C8	35:BA:1542:A:H3'	2.45	0.50
35:BA:881:G:C2'	35:BA:882:G:H5'	2.41	0.50
6:AF:68:PRO:HG2	6:AF:71:ARG:HB2	1.93	0.50
39:BE:57:LYS:C	39:BE:58:ARG:HG3	2.32	0.50
35:BA:2121:G:O2'	37:BC:168:LYS:HG2	2.11	0.50
35:BA:1236:G:O2'	35:BA:1237:A:H8	1.94	0.50
54:BW:72:LYS:HD3	54:BW:106:ILE:HD12	1.93	0.50
38:BD:79:VAL:O	38:BD:113:VAL:HG13	2.11	0.50
18:AR:76:LEU:C	18:AR:78:LEU:N	2.65	0.50
1:AA:403:C:H2'	1:AA:404:U:C6	2.46	0.50
24:AY:413:ILE:HG23	24:AY:413:ILE:O	2.11	0.50
53:BV:68:LYS:HG3	53:BV:69:LYS:H	1.76	0.50
35:BA:2750:A:H2'	35:BA:2752:C:N4	2.27	0.50
24:AY:359:HIS:CD2	24:AY:364:GLU:HB2	2.47	0.50
41:BG:7:LEU:O	41:BG:11:TYR:N	2.37	0.50
1:AA:923:A:H2'	1:AA:924:C:H6	1.77	0.50
1:AA:1495:U:H2'	1:AA:1496:C:H6	1.76	0.50
35:BA:1015:G:H2'	35:BA:1016:G:H8	1.76	0.50
39:BE:13:ARG:HA	39:BE:22:PRO:HA	1.92	0.50
35:BA:2784:C:H1'	39:BE:37:ARG:HH12	1.77	0.50
4:AD:28:SER:HB3	4:AD:29:PRO:CD	2.39	0.50
38:BD:35:LYS:HG3	38:BD:63:ARG:CG	2.39	0.50
28:B3:40:THR:HG23	28:B3:43:ILE:HG12	1.92	0.50
53:BV:39:LEU:HD13	53:BV:51:VAL:HA	1.91	0.50
35:BA:2057:A:H2'	35:BA:2058:A:O4'	2.12	0.50
51:BT:29:ARG:HD3	51:BT:86:ILE:HG22	1.93	0.50
50:BS:89:ARG:NH1	50:BS:89:ARG:HG2	2.12	0.50
29:B4:1:MET:SD	41:BG:98:ARG:HG3	2.52	0.50
35:BA:85:G:N3	35:BA:103:A:C2	2.80	0.50
56:BY:8:LYS:H	56:BY:8:LYS:HD2	1.75	0.50
31:B6:10:LEU:HB3	33:B8:34:TRP:HD1	1.77	0.50
35:BA:2348:U:C2'	35:BA:2349:G:H5'	2.42	0.50
35:BA:2373:G:H2'	35:BA:2374:C:H6	1.74	0.50
35:BA:2419:U:O2'	35:BA:2420:C:H5'	2.11	0.50
35:BA:272(H):C:C2'	35:BA:272(I):U:H5''	2.35	0.50
35:BA:1502:C:H2'	35:BA:1503:U:C6	2.47	0.50
30:B5:36:CYS:SG	30:B5:49:CYS:CB	3.00	0.50
35:BA:2631:G:N2	39:BE:61:ARG:NH1	2.60	0.50
30:B5:58:LEU:HD13	30:B5:59:GLU:N	2.27	0.50
35:BA:2476:A:C2	35:BA:2477:C:C6	3.00	0.50
35:BA:1198:U:H2'	35:BA:1198:U:O2	2.12	0.50

Continued on next page...

Continued from previous page...

Atom-1	Atom-2	Interatomic distance (Å)	Clash overlap (Å)
42:BH:148:ILE:O	42:BH:162:ILE:HD11	2.11	0.50
7:AG:38:LEU:O	7:AG:41:ARG:HB2	2.12	0.50
10:AJ:20:ALA:C	10:AJ:22:LYS:N	2.62	0.50
39:BE:95:ILE:H	39:BE:95:ILE:CD1	2.16	0.50
5:AE:50:GLU:O	5:AE:51:VAL:C	2.49	0.50
35:BA:977:G:H2'	35:BA:978:G:H8	1.77	0.50
32:B7:41:ARG:NH2	35:BA:460:A:OP1	2.44	0.50
6:AF:33:TYR:HB2	6:AF:75:LEU:HD13	1.94	0.50
24:AY:680:PRO:O	24:AY:682:GLN:N	2.41	0.50
22:AV:39:C:H2'	22:AV:40:C:C6	2.41	0.50
24:AY:170:ARG:HH22	24:AY:208:GLN:HE22	1.60	0.50
56:BY:17:SER:OG	56:BY:18:GLY:N	2.44	0.50
2:AB:11:LEU:HB3	2:AB:213:LEU:HD11	1.93	0.50
57:BZ:10:ARG:NH2	57:BZ:26:GLY:O	2.44	0.50
1:AA:1413:A:H2'	1:AA:1414:U:O4'	2.12	0.50
1:AA:877:C:O2'	1:AA:878:G:H5'	2.12	0.50
35:BA:2450:A:O2'	35:BA:2451:A:H5'	2.11	0.50
1:AA:1458:G:OP1	20:AT:35:THR:HG21	2.12	0.50
35:BA:1925:C:O2'	35:BA:1926:U:H5'	2.12	0.50
35:BA:2895:U:H3'	35:BA:2895:U:H6	1.76	0.50
1:AA:45:U:H2'	1:AA:46:G:C8	2.47	0.50
37:BC:118:PRO:C	37:BC:121:MET:HG2	2.32	0.50
9:AI:58:HIS:C	9:AI:59:PHE:HD1	2.15	0.50
24:AY:74:TRP:NE1	24:AY:273:LEU:HB3	2.27	0.50
26:B1:41:ARG:HH22	35:BA:1365:A:H5'	1.76	0.50
1:AA:391:G:O5'	1:AA:391:G:H8	1.94	0.50
52:BU:113:ALA:O	52:BU:115:ALA:N	2.45	0.50
55:BX:10:ALA:HB1	55:BX:11:PRO:CD	2.42	0.50
41:BG:73:ALA:HB3	41:BG:87:PRO:HG3	1.94	0.50
56:BY:29:GLU:HB2	56:BY:38:ILE:HG21	1.94	0.50
56:BY:39:VAL:HG12	56:BY:40:GLU:N	2.26	0.50
35:BA:2415:G:H4'	47:BP:66:GLY:C	2.32	0.50
45:BN:43:THR:O	45:BN:46:VAL:CG1	2.57	0.50
38:BD:93:ALA:HB2	38:BD:107:ALA:HB2	1.94	0.50
2:AB:121:LEU:O	2:AB:127:ILE:HG12	2.12	0.50
35:BA:190:A:H3'	35:BA:204:A:H61	1.76	0.50
18:AR:29:PHE:CD1	18:AR:29:PHE:O	2.65	0.50
35:BA:1058:G:N2	43:BK:126:MET:CE	2.75	0.50
3:AC:159:GLY:HA2	3:AC:193:TYR:CD2	2.47	0.50
57:BZ:107:THR:CG2	57:BZ:111:VAL:HG11	2.42	0.50
27:B2:28:LYS:HB3	27:B2:57:ILE:HD11	1.94	0.50

Continued on next page...

Continued from previous page...

Atom-1	Atom-2	Interatomic distance (Å)	Clash overlap (Å)
28:B3:9:VAL:HG23	28:B3:10:LYS:N	2.21	0.50
35:BA:1328:G:H2'	35:BA:1330:C:C4	2.46	0.50
35:BA:1668:A:N3	35:BA:1670:C:C4	2.79	0.50
1:AA:1117:G:HO2'	9:AI:104:ARG:HD3	1.74	0.50
13:AM:15:VAL:HA	13:AM:18:ALA:HB3	1.94	0.50
29:B4:39:CYS:O	29:B4:40:HIS:CB	2.59	0.50
1:AA:1378:C:O2	7:AG:76:ARG:NH2	2.45	0.50
35:BA:1380:G:H2'	35:BA:1381:G:H8	1.77	0.50
1:AA:674:G:O4'	18:AR:81:PHE:HE2	1.94	0.50
56:BY:52:SER:N	56:BY:53:PRO:HD2	2.27	0.50
35:BA:1495:A:H2'	35:BA:1496:A:C2	2.47	0.50
1:AA:1244:C:O2'	1:AA:1245:A:H5'	2.12	0.50
15:AO:6:GLU:O	15:AO:9:GLN:HB2	2.12	0.50
11:AK:108:ILE:N	11:AK:108:ILE:CD1	2.73	0.50
1:AA:1202:G:C2'	1:AA:1203:C:H5'	2.42	0.50
1:AA:312:C:H2'	1:AA:313:A:C8	2.47	0.50
39:BE:188:VAL:HG23	39:BE:189:PRO:HD2	1.94	0.50
1:AA:376:G:OP1	16:AP:6:LEU:HB2	2.12	0.50
24:AY:210:ARG:O	24:AY:214:GLU:HG2	2.12	0.50
2:AB:239:VAL:O	2:AB:240:GLN:HB2	2.11	0.50
35:BA:2552:U:O2	35:BA:2554:U:H5'	2.12	0.50
1:AA:78:G:C2	1:AA:79:G:H1'	2.47	0.50
1:AA:109:A:C6	1:AA:326:G:C6	3.00	0.50
4:AD:67:ILE:HB	4:AD:68:TYR:HD1	1.77	0.50
35:BA:37:C:H2'	35:BA:37:C:O2	2.11	0.50
39:BE:166:THR:O	39:BE:166:THR:HG22	2.12	0.50
53:BV:54:GLY:O	53:BV:55:ALA:HB2	2.11	0.50
35:BA:2531:A:H5''	42:BH:157:TYR:CZ	2.47	0.49
4:AD:25:ARG:CG	4:AD:25:ARG:HH11	2.25	0.49
24:AY:75:LYS:O	24:AY:77:HIS:HD2	1.93	0.49
1:AA:1298:C:C5	7:AG:114:ARG:HD3	2.47	0.49
39:BE:186:GLY:O	39:BE:187:ALA:HB3	2.12	0.49
16:AP:25:ARG:CG	16:AP:25:ARG:NH1	2.66	0.49
52:BU:92:ARG:NH1	53:BV:11:GLN:HG3	2.28	0.49
52:BU:90:VAL:HG21	53:BV:47:VAL:HG21	1.94	0.49
30:B5:3:LYS:NZ	35:BA:2613:U:C2'	2.75	0.49
35:BA:614(B):G:N3	40:BF:44:ARG:HD2	2.26	0.49
50:BS:64:GLU:H	50:BS:64:GLU:CD	2.14	0.49
41:BG:109:VAL:O	41:BG:112:PRO:HD2	2.12	0.49
24:AY:289:ILE:CD1	24:AY:331:TYR:CZ	2.95	0.49
1:AA:1131:G:C6	1:AA:1132:C:N4	2.80	0.49

Continued on next page...

Continued from previous page...

Atom-1	Atom-2	Interatomic distance (Å)	Clash overlap (Å)
2:AB:189:ASP:OD1	2:AB:205:ASP:CB	2.56	0.49
47:BP:9:ASN:N	47:BP:10:PRO:HD2	2.27	0.49
51:BT:49:VAL:HG22	51:BT:49:VAL:O	2.12	0.49
1:AA:1523:G:OP1	11:AK:123:LYS:HD3	2.12	0.49
25:B0:51:VAL:HG22	25:B0:81:VAL:CG2	2.42	0.49
38:BD:91:ARG:HH11	38:BD:91:ARG:HG2	1.76	0.49
35:BA:272(J):C:C3'	35:BA:274:G:H5''	2.29	0.49
38:BD:155:LEU:HD23	38:BD:177:LEU:HD22	1.94	0.49
36:BB:81:G:O6	36:BB:96:U:O2	2.30	0.49
4:AD:62:GLN:O	4:AD:66:ARG:HB2	2.12	0.49
47:BP:102:ARG:HB3	47:BP:102:ARG:CZ	2.42	0.49
12:AL:18:VAL:CG2	12:AL:19:ARG:H	2.04	0.49
12:AL:83:VAL:HG13	12:AL:107:ALA:HB2	1.94	0.49
1:AA:1391:U:H2'	1:AA:1392:G:H8	1.76	0.49
24:AY:92:ILE:CG2	24:AY:93:GLU:H	2.25	0.49
35:BA:2467:C:H2'	35:BA:2468:G:O4'	2.12	0.49
10:AJ:42:THR:HG23	10:AJ:67:THR:O	2.12	0.49
57:BZ:109:ALA:C	57:BZ:111:VAL:H	2.13	0.49
1:AA:961:U:O2'	1:AA:962:C:H5'	2.11	0.49
35:BA:106:C:O2'	56:BY:2:ARG:NH2	2.45	0.49
14:AN:29:ARG:NH1	14:AN:29:ARG:CG	2.74	0.49
24:AY:71:THR:HG22	24:AY:80:ASN:OD1	2.12	0.49
13:AM:3:ARG:CA	13:AM:9:ILE:HG13	2.42	0.49
29:B4:14:ILE:HG22	29:B4:15:ILE:N	2.27	0.49
26:B1:71:TYR:CA	26:B1:74:VAL:HG23	2.42	0.49
35:BA:764:A:N3	38:BD:213:ARG:NH1	2.59	0.49
1:AA:1007:C:C5	1:AA:1008:C:N4	2.80	0.49
1:AA:403:C:H2'	1:AA:404:U:H6	1.77	0.49
6:AF:26:ILE:O	6:AF:26:ILE:HG22	2.12	0.49
1:AA:154:C:O2'	1:AA:155:C:H5'	2.12	0.49
39:BE:103:ASP:OD2	39:BE:201:THR:HA	2.12	0.49
1:AA:745:C:H2'	1:AA:746:A:H8	1.76	0.49
2:AB:70:PHE:O	2:AB:92:TYR:HA	2.10	0.49
1:AA:1366:C:H2'	1:AA:1367:C:H6	1.77	0.49
3:AC:16:ARG:HG3	3:AC:17:ASP:N	2.26	0.49
37:BC:7:ARG:O	37:BC:11:LEU:HG	2.11	0.49
35:BA:2733:A:H2'	35:BA:2734:A:O4'	2.12	0.49
52:BU:53:ARG:O	52:BU:54:LYS:C	2.50	0.49
52:BU:59:ARG:O	52:BU:62:ILE:N	2.45	0.49
27:B2:37:PHE:O	27:B2:41:ILE:HG23	2.12	0.49
2:AB:172:ILE:CD1	2:AB:172:ILE:N	2.54	0.49

Continued on next page...

Continued from previous page...

Atom-1	Atom-2	Interatomic distance (Å)	Clash overlap (Å)
3:AC:58:GLU:H	3:AC:65:ALA:CB	2.08	0.49
33:B8:33:ASN:HA	33:B8:36:LYS:HD2	1.93	0.49
24:AY:513:LYS:N	24:AY:566:THR:O	2.45	0.49
35:BA:1783:A:N1	35:BA:2587:A:N3	2.60	0.49
5:AE:136:MET:O	5:AE:137:GLU:C	2.51	0.49
42:BH:85:LYS:CE	42:BH:87:LEU:HG	2.41	0.49
35:BA:284:U:H2'	35:BA:285:C:H6	1.77	0.49
35:BA:284:U:H2'	35:BA:285:C:C6	2.48	0.49
38:BD:43:ARG:HB3	38:BD:54:ARG:CB	2.40	0.49
50:BS:28:VAL:HG13	50:BS:36:TYR:O	2.12	0.49
1:AA:1194:U:H2'	1:AA:1195:C:C6	2.48	0.49
35:BA:1196:C:H2'	35:BA:1197:G:O4'	2.13	0.49
42:BH:83:TYR:HB3	42:BH:134:SER:CA	2.40	0.49
47:BP:38:GLN:HG3	47:BP:39:LYS:H	1.76	0.49
35:BA:2229:C:O2'	35:BA:2230:G:H5'	2.12	0.49
50:BS:66:ALA:HB1	50:BS:97:ARG:O	2.13	0.49
1:AA:1151:A:HO2'	1:AA:1152:A:H8	1.60	0.49
35:BA:979:G:H2'	35:BA:982:C:N4	2.27	0.49
22:AV:72:A:C6	22:AV:73:A:C6	3.00	0.49
57:BZ:141:VAL:O	57:BZ:142:SER:HB3	2.12	0.49
2:AB:223:ILE:HA	2:AB:226:ARG:CZ	2.41	0.49
24:AY:215:LYS:O	24:AY:219:VAL:N	2.44	0.49
47:BP:16:ARG:NE	47:BP:18:ARG:HB2	2.27	0.49
6:AF:67:MET:CE	6:AF:72:VAL:HA	2.41	0.49
1:AA:203:U:C5'	1:AA:204:U:OP1	2.58	0.49
1:AA:448:A:C4	1:AA:487:A:C2	3.00	0.49
1:AA:622:A:H2'	1:AA:623:C:H5'	1.94	0.49
24:AY:519:ARG:HD3	24:AY:677:GLN:HA	1.94	0.49
20:AT:89:ARG:HD2	20:AT:104:LEU:CG	2.43	0.49
20:AT:89:ARG:HA	20:AT:92:LEU:HD12	1.94	0.49
26:B1:64:ALA:C	26:B1:66:HIS:N	2.65	0.49
35:BA:88:G:N3	35:BA:88:G:H2'	2.27	0.49
35:BA:1093:G:O2'	35:BA:1094:U:H5'	2.12	0.49
27:B2:2:LYS:HB3	35:BA:97:C:H5''	1.93	0.49
2:AB:8:LYS:HD3	2:AB:217:ARG:HH12	1.77	0.49
35:BA:69:C:O2	35:BA:69:C:H2'	2.12	0.49
39:BE:152:LYS:O	39:BE:153:GLY:C	2.50	0.49
38:BD:213:ARG:O	38:BD:215:LEU:N	2.45	0.49
53:BV:2:PHE:O	53:BV:3:ALA:HB3	2.12	0.49
2:AB:235:SER:OG	2:AB:236:TYR:N	2.45	0.49
1:AA:40:C:H2'	1:AA:41:G:H8	1.77	0.49

Continued on next page...

Continued from previous page...

Atom-1	Atom-2	Interatomic distance (Å)	Clash overlap (Å)
26:B1:29:GLY:C	26:B1:31:GLY:N	2.66	0.49
9:AI:90:PRO:HG2	9:AI:91:ASP:N	2.28	0.49
5:AE:20:GLN:NE2	5:AE:21:ALA:O	2.45	0.49
35:BA:573:G:O2'	35:BA:574:C:H3'	2.12	0.49
35:BA:2322:A:O2'	35:BA:2323:G:H5'	2.12	0.49
3:AC:60:ALA:O	3:AC:61:ALA:HB2	2.12	0.49
24:AY:549:ALA:HB2	24:AY:587:SER:OG	2.12	0.49
25:B0:36:ILE:HG13	25:B0:36:ILE:O	2.11	0.49
1:AA:1430:C:C2	1:AA:1471:G:N2	2.80	0.49
1:AA:573:A:C2	1:AA:574:A:C2	3.00	0.49
39:BE:23:VAL:HA	39:BE:184:VAL:O	2.13	0.49
49:BR:99:LYS:CD	49:BR:99:LYS:H	1.86	0.49
19:AS:10:PHE:CE2	19:AS:37:ARG:O	2.64	0.49
36:BB:49:C:OP1	50:BS:96:GLY:HA3	2.13	0.49
41:BG:135:LEU:CD1	41:BG:155:MET:HG2	2.36	0.49
41:BG:63:ILE:CD1	41:BG:64:THR:HB	2.42	0.49
24:AY:20:HIS:N	24:AY:121:VAL:HG11	2.28	0.49
56:BY:27:VAL:HG12	56:BY:29:GLU:OE1	2.12	0.49
31:B6:29:ASN:CG	31:B6:30:THR:N	2.66	0.49
31:B6:42:TRP:CH2	35:BA:643:A:N7	2.80	0.49
40:BF:32:LEU:C	40:BF:32:LEU:CD2	2.79	0.49
35:BA:1006:C:O2'	45:BN:106:MET:HB3	2.11	0.49
25:B0:49:LYS:H	25:B0:80:HIS:HD1	1.60	0.49
19:AS:29:ARG:O	19:AS:31:ILE:HG22	2.12	0.49
22:AV:32:C:O5'	22:AV:32:C:H6	1.96	0.49
5:AE:101:ILE:HD13	5:AE:118:ILE:O	2.12	0.49
36:BB:8:U:H5'	36:BB:8:U:H6	1.78	0.49
18:AR:36:ASN:O	18:AR:37:VAL:C	2.50	0.49
35:BA:203:C:C3'	35:BA:204:A:H5''	2.42	0.49
24:AY:227:ILE:HG23	24:AY:237:PRO:CG	2.42	0.49
14:AN:37:PHE:CE2	14:AN:53:LEU:HD22	2.48	0.49
2:AB:223:ILE:O	2:AB:226:ARG:N	2.45	0.49
35:BA:548:A:C3'	35:BA:549:G:C5'	2.90	0.49
35:BA:2847:U:OP1	51:BT:98:LYS:HD3	2.12	0.49
35:BA:1539:G:H2'	35:BA:1540:U:O4'	2.12	0.49
34:B9:31:LYS:HE2	35:BA:2478:A:H5'	1.94	0.49
27:B2:50:ILE:O	27:B2:52:ASP:N	2.44	0.49
49:BR:83:ILE:O	49:BR:87:TYR:CE2	2.65	0.49
39:BE:52:LEU:O	39:BE:53:PRO:C	2.49	0.49
13:AM:6:GLY:C	13:AM:8:GLU:N	2.65	0.49
35:BA:2037:G:H2'	35:BA:2038:G:C8	2.47	0.49

Continued on next page...

Continued from previous page...

Atom-1	Atom-2	Interatomic distance (Å)	Clash overlap (Å)
15:AO:10:LYS:HG3	15:AO:11:VAL:N	2.27	0.49
24:AY:39:ILE:HG22	24:AY:41:LYS:N	2.27	0.49
28:B3:3:ARG:O	28:B3:4:LEU:HD23	2.13	0.49
35:BA:1101:U:H2'	35:BA:1102:C:C6	2.47	0.49
35:BA:443:A:H3'	40:BF:45:ARG:HH21	1.77	0.49
35:BA:1335:U:O2'	35:BA:1336:A:H5'	2.12	0.49
35:BA:1666:G:C2'	35:BA:1667:G:H5'	2.43	0.49
22:AV:27:U:O5'	22:AV:27:U:H6	1.96	0.49
1:AA:859:A:H2'	1:AA:860:A:O4'	2.12	0.49
50:BS:79:ALA:C	50:BS:81:GLY:N	2.65	0.49
24:AY:264:LEU:HD23	24:AY:264:LEU:O	2.12	0.49
16:AP:14:ASN:CG	16:AP:14:ASN:O	2.46	0.49
35:BA:579:G:H4'	35:BA:2017:U:H2'	1.93	0.49
1:AA:1138:G:C6	1:AA:1140:C:C2	3.00	0.49
20:AT:13:LEU:H	20:AT:13:LEU:CD1	1.90	0.49
35:BA:1204:A:N6	35:BA:1240:U:H2'	2.27	0.49
1:AA:1522:U:H2'	1:AA:1523:G:C8	2.42	0.49
5:AE:90:VAL:C	5:AE:91:LEU:HD22	2.33	0.49
35:BA:779:U:H2'	35:BA:780:G:C8	2.47	0.49
3:AC:46:GLU:O	3:AC:47:LEU:CB	2.52	0.49
35:BA:2009:G:H1'	49:BR:107:ASP:O	2.12	0.49
35:BA:2134:A:N3	35:BA:2134:A:H2'	2.26	0.49
10:AJ:50:ILE:HD11	14:AN:41:ARG:HH11	1.77	0.49
35:BA:2002:G:OP1	49:BR:17:ARG:NH2	2.45	0.49
39:BE:15:PHE:CZ	51:BT:80:SER:HB2	2.47	0.49
7:AG:79:ARG:O	7:AG:79:ARG:HD2	2.12	0.49
6:AF:33:TYR:HA	6:AF:71:ARG:NH2	2.26	0.49
53:BV:62:LEU:CD2	53:BV:62:LEU:H	2.25	0.49
35:BA:841:A:C2	35:BA:842:G:C4	3.01	0.49
24:AY:165:GLN:HA	24:AY:178:ILE:O	2.12	0.49
39:BE:9:VAL:HG13	39:BE:25:VAL:O	2.12	0.49
35:BA:2033:A:O2'	35:BA:2034:U:P	2.70	0.49
43:BK:92:GLY:O	43:BK:95:LYS:HE3	2.11	0.49
8:AH:35:ILE:HG23	8:AH:111:ILE:HD13	1.95	0.49
42:BH:94:TYR:O	42:BH:95:ARG:HB3	2.11	0.49
57:BZ:105:VAL:O	57:BZ:105:VAL:HG13	2.11	0.49
35:BA:1512:U:H2'	35:BA:1513:C:C6	2.48	0.49
46:BO:9:GLU:HA	46:BO:9:GLU:OE1	2.12	0.49
35:BA:1692:U:H2'	35:BA:1694:C:C4	2.48	0.49
6:AF:97:PHE:CD2	18:AR:65:ILE:CD1	2.96	0.49
37:BC:79:ALA:HB1	37:BC:83:LYS:HB2	1.92	0.49

Continued on next page...

Continued from previous page...

Atom-1	Atom-2	Interatomic distance (Å)	Clash overlap (Å)
9:AI:88:TYR:O	9:AI:89:ASN:CB	2.61	0.49
1:AA:434:U:H2'	1:AA:435:C:C6	2.47	0.49
35:BA:2262:U:O2'	35:BA:2263:C:H5''	2.11	0.49
1:AA:1298:C:H5''	7:AG:114:ARG:HH22	1.76	0.49
46:BO:17:ARG:O	46:BO:18:LYS:CG	2.52	0.49
41:BG:82:LEU:HG	41:BG:83:ARG:N	2.28	0.49
56:BY:94:LYS:HG3	56:BY:102:CYS:SG	2.53	0.49
35:BA:2286:A:H4'	35:BA:2287:A:C5'	2.38	0.49
47:BP:47:ASP:HB2	47:BP:51:PHE:HB2	1.95	0.49
40:BF:187:VAL:HG12	47:BP:7:ARG:NH2	2.27	0.49
35:BA:2128:C:O2'	35:BA:2174:C:H4'	2.13	0.49
36:BB:87:G:H1	36:BB:91:C:H42	1.59	0.49
35:BA:2010:G:H2'	35:BA:2011:U:H6	1.77	0.49
35:BA:2009:G:O2'	35:BA:2010:G:H5'	2.13	0.49
5:AE:34:VAL:HG11	5:AE:62:ALA:HB1	1.94	0.49
47:BP:146:VAL:O	47:BP:148:LEU:HD12	2.12	0.49
35:BA:1197:G:C4	35:BA:1198:U:C5	3.01	0.49
12:AL:27:LEU:HD21	12:AL:64:TYR:CZ	2.47	0.49
38:BD:134:ARG:HG3	38:BD:135:PHE:CD1	2.45	0.49
12:AL:37:CYS:O	12:AL:38:THR:HB	2.12	0.49
35:BA:1028:A:H61	35:BA:1125:G:H2'	1.76	0.49
22:AV:70:G:C5	22:AV:71:C:C5	3.01	0.49
7:AG:78:ARG:HG3	7:AG:79:ARG:H	1.76	0.49
24:AY:36:THR:OG1	24:AY:72:CYS:HB2	2.12	0.49
12:AL:117:ARG:HB3	12:AL:122:THR:HB	1.94	0.49
1:AA:738:C:H6	1:AA:738:C:O5'	1.94	0.49
12:AL:46:LYS:NZ	12:AL:94:PRO:HG3	2.28	0.49
35:BA:840:C:C2'	35:BA:841:A:H5''	2.42	0.49
35:BA:841:A:H2'	35:BA:842:G:O4'	2.11	0.49
30:B5:27:PRO:HD3	54:BW:23:LEU:HD11	1.93	0.49
57:BZ:115:GLY:N	57:BZ:177:PRO:CG	2.73	0.49
37:BC:138:LEU:C	37:BC:138:LEU:HD13	2.33	0.49
35:BA:1128:A:C8	35:BA:2518:A:N6	2.80	0.49
43:BK:75:SER:HA	43:BK:78:ILE:CG2	2.43	0.49
35:BA:1996:C:OP1	46:BO:31:LYS:HE2	2.13	0.49
38:BD:227:ASN:O	38:BD:230:ASP:N	2.45	0.49
35:BA:90:U:O2	35:BA:90:U:C2'	2.58	0.49
47:BP:80:TYR:CD1	47:BP:111:ARG:HB3	2.48	0.49
42:BH:86:GLU:HB3	42:BH:132:ARG:HB3	1.93	0.49
1:AA:67:C:H2'	1:AA:68:G:H8	1.78	0.49
35:BA:565:C:H4'	35:BA:1253:A:N1	2.27	0.49

Continued on next page...

Continued from previous page...

Atom-1	Atom-2	Interatomic distance (Å)	Clash overlap (Å)
35:BA:1682:G:O2'	35:BA:1683:C:H5'	2.12	0.49
2:AB:194:PRO:HG2	2:AB:195:ASP:H	1.77	0.49
1:AA:60:A:C5'	1:AA:331:G:H22	2.25	0.49
1:AA:164:U:H2'	1:AA:165:C:H6	1.76	0.49
35:BA:1441:G:O2'	35:BA:1442:G:H5'	2.12	0.49
11:AK:84:VAL:HG22	11:AK:110:ASP:HA	1.93	0.49
35:BA:696:G:C2	35:BA:767:U:O2	2.65	0.49
50:BS:84:GLN:O	50:BS:84:GLN:HG3	2.12	0.49
35:BA:608:A:H2'	35:BA:609:A:C8	2.47	0.49
35:BA:152:G:H1	35:BA:174:C:H42	1.60	0.49
36:BB:18:G:H2'	36:BB:19:G:H8	1.77	0.49
5:AE:149:GLU:O	5:AE:153:LYS:HE2	2.11	0.49
9:AI:59:PHE:HD1	9:AI:59:PHE:N	2.08	0.49
26:B1:12:PRO:CG	35:BA:1365:A:H5'	2.43	0.49
28:B3:43:ILE:HD11	35:BA:927:G:O2'	2.13	0.49
52:BU:109:LEU:O	52:BU:112:ARG:HB2	2.12	0.49
1:AA:1221:G:H4'	19:AS:77:THR:CG2	2.40	0.49
29:B4:1:MET:HG2	41:BG:98:ARG:CD	2.42	0.49
29:B4:1:MET:SD	41:BG:98:ARG:CG	3.01	0.49
35:BA:2312:U:OP1	41:BG:73:ALA:HA	2.13	0.49
35:BA:2291:U:H2'	35:BA:2292:C:H6	1.76	0.49
40:BF:7:TYR:CD1	40:BF:8:GLN:N	2.80	0.49
40:BF:2:LYS:CG	40:BF:25:PRO:HG2	2.42	0.49
40:BF:152:GLU:O	40:BF:154:VAL:HG23	2.12	0.49
35:BA:2072:G:C2	35:BA:2073:C:C2	3.00	0.49
35:BA:2072:G:C2	35:BA:2438:U:O2	2.66	0.49
19:AS:31:ILE:HG23	19:AS:49:ILE:HA	1.93	0.49
35:BA:2137:C:H2'	35:BA:2138:C:C6	2.47	0.49
35:BA:1820:U:H3	38:BD:199:ALA:HA	1.76	0.49
38:BD:94:LEU:HD23	38:BD:95:LEU:H	1.77	0.49
35:BA:967:C:H2'	35:BA:968:G:H5'	1.95	0.49
40:BF:158:THR:HG23	40:BF:160:ASN:H	1.78	0.49
39:BE:27:LEU:HD12	39:BE:181:LEU:HD13	1.93	0.49
1:AA:738:C:H2'	1:AA:739:C:H6	1.78	0.49
45:BN:62:VAL:HG13	45:BN:62:VAL:O	2.12	0.49
1:AA:1353:G:H2'	1:AA:1354:C:C6	2.48	0.49
1:AA:1342:C:H1'	9:AI:124:GLN:HG3	1.94	0.49
49:BR:7:GLY:HA3	49:BR:8:ARG:NH2	2.28	0.49
1:AA:674:G:O2'	1:AA:675:A:H5'	2.12	0.49
20:AT:47:GLY:C	20:AT:49:ALA:H	2.15	0.49
43:BK:78:ILE:HD13	43:BK:134:MET:SD	2.52	0.49

Continued on next page...

Continued from previous page...

Atom-1	Atom-2	Interatomic distance (Å)	Clash overlap (Å)
35:BA:1344:G:H5'	35:BA:1384:A:N1	2.28	0.49
56:BY:66:PRO:O	56:BY:67:LEU:HB3	2.12	0.49
35:BA:1429:G:H2'	35:BA:1430:C:C6	2.47	0.49
35:BA:618:C:H2'	35:BA:619:G:O4'	2.12	0.49
16:AP:53:VAL:O	16:AP:54:GLU:C	2.49	0.49
35:BA:809:G:H2'	35:BA:810:U:O4'	2.12	0.49
35:BA:268:C:O2	35:BA:268:C:H2'	2.13	0.49
1:AA:1065:U:O2'	1:AA:1066:C:OP2	2.30	0.49
39:BE:4:ILE:HG13	39:BE:5:LEU:H	1.77	0.49
1:AA:424:G:O2'	1:AA:425:G:H5'	2.13	0.49
35:BA:1930:G:O2'	35:BA:1931:U:H6	1.96	0.49
5:AE:139:LEU:C	5:AE:141:GLN:N	2.66	0.49
35:BA:692:C:H2'	35:BA:693:C:C6	2.47	0.49
55:BX:29:TRP:CZ2	55:BX:76:ARG:NH2	2.79	0.49
1:AA:595:G:H2'	1:AA:641:U:O4	2.13	0.49
35:BA:496:G:H2'	35:BA:497:A:O4'	2.13	0.49
43:BK:36:GLU:HG3	43:BK:36:GLU:O	2.12	0.49
16:AP:43:LYS:HA	16:AP:48:TRP:HB3	1.95	0.49
54:BW:26:GLY:HA2	54:BW:71:VAL:O	2.12	0.49
38:BD:108:PRO:HB3	38:BD:143:HIS:CE1	2.48	0.49
31:B6:10:LEU:H	31:B6:10:LEU:HD22	1.75	0.49
31:B6:38:LYS:HB3	35:BA:2344:U:H5'	1.95	0.49
43:BK:81:ALA:O	43:BK:82:ALA:HB2	2.11	0.49
35:BA:1019:U:N3	35:BA:1142(A):A:N6	2.60	0.49
3:AC:83:ARG:HD2	3:AC:87:LEU:HD11	1.94	0.49
30:B5:19:ARG:HG3	35:BA:2046:G:H5''	1.94	0.49
23:AX:15:A:H5'	23:AX:16:A:P	2.51	0.49
35:BA:2140:C:H2'	35:BA:2140:C:O2	2.13	0.49
35:BA:1362:C:H2'	35:BA:1363:C:H6	1.78	0.49
36:BB:20:C:H2'	36:BB:21:G:C5'	2.42	0.49
40:BF:156:LEU:HD21	40:BF:163:VAL:HG12	1.95	0.49
27:B2:24:LEU:HD23	27:B2:24:LEU:C	2.33	0.49
51:BT:100:TYR:H	51:BT:100:TYR:HD1	1.59	0.49
49:BR:72:ASP:CG	49:BR:75:LEU:H	2.16	0.49
1:AA:664:G:H22	1:AA:741:G:H1	1.58	0.49
34:B9:27:CYS:SG	34:B9:28:GLU:N	2.86	0.49
1:AA:336:C:O2'	1:AA:337:C:H5'	2.13	0.49
24:AY:154:GLN:C	24:AY:158:GLY:HA2	2.33	0.49
12:AL:113:ARG:NH1	12:AL:113:ARG:HG2	2.26	0.49
1:AA:1348:U:H4'	9:AI:120:ARG:HG3	1.95	0.49
54:BW:47:VAL:CG1	54:BW:47:VAL:O	2.61	0.49

Continued on next page...

Continued from previous page...

Atom-1	Atom-2	Interatomic distance (Å)	Clash overlap (Å)
35:BA:2523:G:C3'	35:BA:2524:G:H5''	2.42	0.49
20:AT:53:LEU:HD12	20:AT:100:ILE:HG22	1.95	0.49
24:AY:678:GLU:HG2	24:AY:679:VAL:N	2.26	0.49
1:AA:193:C:C2	1:AA:194:C:C5	3.00	0.49
24:AY:177:ILE:O	24:AY:178:ILE:HD12	2.11	0.49
56:BY:17:SER:HB3	56:BY:71:LYS:HB3	1.93	0.49
35:BA:2030:A:H5''	35:BA:2031:A:OP1	2.11	0.49
24:AY:447:GLY:O	24:AY:448:GLN:C	2.51	0.49
35:BA:1624:G:O2'	35:BA:1625:C:H5'	2.13	0.49
57:BZ:128:VAL:HG21	57:BZ:132:ASN:HB2	1.94	0.49
17:AQ:10:VAL:HG12	17:AQ:12:SER:O	2.13	0.49
49:BR:117:VAL:HG12	49:BR:118:GLU:N	2.27	0.49
35:BA:1932:A:H2'	35:BA:1933:G:O4'	2.13	0.49
57:BZ:54:HIS:HE1	57:BZ:123:ASP:OD2	1.95	0.49
1:AA:1313:U:OP2	19:AS:6:LYS:HB2	2.11	0.49
19:AS:10:PHE:HZ	19:AS:70:LYS:CE	2.26	0.49
10:AJ:6:ILE:HG13	10:AJ:72:VAL:O	2.13	0.49
9:AI:79:LEU:O	9:AI:82:ALA:N	2.45	0.49
56:BY:76:CYS:SG	56:BY:77:PRO:CD	2.98	0.49
40:BF:25:PRO:CB	40:BF:119:ARG:HB2	2.42	0.49
51:BT:24:PRO:HB3	51:BT:99:LEU:HD21	1.94	0.49
1:AA:687:A:N6	1:AA:703:G:H1'	2.27	0.49
47:BP:85:LEU:HD23	47:BP:115:LEU:O	2.12	0.49
26:B1:86:SER:HB2	26:B1:90:ILE:HD11	1.93	0.49
24:AY:92:ILE:CG2	24:AY:93:GLU:N	2.75	0.49
57:BZ:153:SER:HB2	57:BZ:167:PRO:HB3	1.93	0.49
50:BS:99:LYS:O	50:BS:101:LEU:HG	2.13	0.49
1:AA:1107:C:H2'	1:AA:1108:G:O5'	2.13	0.49
1:AA:1163:C:H2'	1:AA:1164:G:H8	1.78	0.49
22:AV:56:C:C4	35:BA:2169:A:N1	2.79	0.49
51:BT:55:ASN:HD22	51:BT:58:ASN:ND2	2.10	0.49
35:BA:271(Z):C:H1'	35:BA:272(C):G:C1'	2.41	0.49
35:BA:1669:A:C2'	35:BA:1670:C:H5'	2.38	0.49
6:AF:1:MET:HE1	6:AF:68:PRO:CD	2.36	0.49
35:BA:1115:G:H8	35:BA:1115:G:H5'	1.76	0.49
35:BA:2688:U:H1'	35:BA:2721:A:H61	1.78	0.49
1:AA:444:C:O2	1:AA:444:C:H2'	2.13	0.49
24:AY:655:TYR:CZ	24:AY:659:LEU:HD23	2.48	0.49
27:B2:14:ARG:HG3	27:B2:14:ARG:NH1	2.23	0.49
35:BA:2203:U:H5'	35:BA:2205:C:P	2.52	0.49
37:BC:26:ALA:O	37:BC:30:VAL:HG23	2.13	0.49

Continued on next page...

Continued from previous page...

Atom-1	Atom-2	Interatomic distance (Å)	Clash overlap (Å)
1:AA:37:U:H2'	1:AA:38:G:H5'	1.95	0.49
46:BO:60:ALA:HA	46:BO:87:ILE:CD1	2.42	0.49
1:AA:402:G:C6	1:AA:403:C:C4	3.01	0.49
1:AA:427:U:O4	1:AA:428:G:C6	2.66	0.49
29:B4:36:CYS:SG	29:B4:37:SER:N	2.85	0.49
22:AV:41:C:H2'	22:AV:42:G:O4'	2.12	0.49
36:BB:35:U:H2'	36:BB:35:U:O2	2.11	0.49
35:BA:2825:C:H2'	35:BA:2826:A:O4'	2.13	0.49
1:AA:545:C:O2'	1:AA:546:G:H5'	2.12	0.49
37:BC:126:SER:C	37:BC:128:LEU:H	2.15	0.49
51:BT:11:GLU:C	51:BT:13:ARG:N	2.66	0.49
50:BS:89:ARG:HG2	50:BS:92:TYR:HA	1.93	0.49
24:AY:141:LYS:O	24:AY:144:ALA:CB	2.61	0.49
1:AA:1141:C:H2'	1:AA:1142:G:C8	2.47	0.49
9:AI:5:TYR:CG	9:AI:6:GLY:N	2.81	0.49
35:BA:271(B):C:O2'	35:BA:271(C):C:H5'	2.13	0.49
51:BT:108:ARG:HA	51:BT:111:ARG:NH1	2.27	0.49
35:BA:1782:C:H1'	35:BA:2609:U:C5'	2.39	0.49
5:AE:101:ILE:CD1	5:AE:119:LEU:HA	2.29	0.49
50:BS:41:ASP:O	50:BS:45:GLY:HA2	2.13	0.49
32:B7:26:GLY:O	32:B7:30:VAL:HG23	2.13	0.49
51:BT:80:SER:CB	51:BT:81:PRO:CD	2.76	0.49
14:AN:37:PHE:HE2	14:AN:53:LEU:HD22	1.77	0.49
39:BE:110:GLY:HA2	39:BE:162:ALA:H	1.78	0.49
57:BZ:107:THR:HG23	57:BZ:111:VAL:CG1	2.43	0.49
2:AB:214:ILE:O	2:AB:218:ALA:HB2	2.13	0.49
1:AA:972:C:H2'	10:AJ:55:LYS:HG2	1.94	0.49
57:BZ:84:GLU:O	57:BZ:85:HIS:CB	2.58	0.49
56:BY:95:LYS:HG2	56:BY:101:LYS:N	2.27	0.49
24:AY:137:ASN:C	24:AY:137:ASN:HD22	2.16	0.49
9:AI:126:SER:O	9:AI:128:ARG:HD2	2.13	0.49
48:BQ:21:THR:HG22	48:BQ:23:GLY:O	2.13	0.49
40:BF:62:ARG:HH21	40:BF:64:ILE:HA	1.77	0.49
24:AY:343:ASN:ND2	24:AY:345:THR:HB	2.28	0.49
1:AA:99:U:H2'	1:AA:100:C:C6	2.48	0.49
50:BS:20:ARG:NH1	50:BS:20:ARG:HG2	2.28	0.49
7:AG:4:ARG:HB3	7:AG:5:ARG:NH1	2.27	0.49
55:BX:57:LEU:CD1	55:BX:57:LEU:N	2.76	0.49
35:BA:428:A:H3'	35:BA:429:A:H8	1.78	0.49
18:AR:33:ASP:C	18:AR:35:ARG:H	2.16	0.49
39:BE:103:ASP:CG	39:BE:201:THR:HA	2.33	0.49

Continued on next page...

Continued from previous page...

Atom-1	Atom-2	Interatomic distance (Å)	Clash overlap (Å)
35:BA:1090:U:O2	35:BA:1102:C:H1'	2.13	0.49
40:BF:46:ARG:NH1	40:BF:46:ARG:HG3	2.28	0.49
8:AH:111:ILE:HG22	8:AH:112:LEU:N	2.28	0.49
1:AA:950:U:H2'	1:AA:951:G:H8	1.77	0.49
3:AC:120:VAL:O	3:AC:121:ALA:C	2.51	0.49
24:AY:4:LYS:HB2	24:AY:4:LYS:HE2	1.62	0.49
35:BA:2531:A:OP1	42:BH:177:GLY:C	2.52	0.49
35:BA:2735:G:H2'	35:BA:2736:G:H8	1.78	0.49
52:BU:50:ARG:HH21	53:BV:70:ILE:CG2	2.25	0.49
2:AB:42:ILE:CD1	2:AB:202:PRO:HB2	2.25	0.49
51:BT:89:VAL:C	51:BT:91:ARG:N	2.64	0.49
35:BA:1012:U:H3	45:BN:25:ARG:HE	1.60	0.49
51:BT:33:LYS:HE2	51:BT:43:GLN:CD	2.32	0.49
38:BD:91:ARG:O	38:BD:107:ALA:HB3	2.13	0.49
35:BA:1819:A:H2'	38:BD:179:SER:OG	2.13	0.49
35:BA:2616:C:H2'	35:BA:2616:C:O2	2.12	0.49
35:BA:637:A:OP1	47:BP:133:SER:CB	2.59	0.49
39:BE:96:PHE:O	39:BE:175:VAL:HG11	2.13	0.49
1:AA:1222:G:C2'	1:AA:1223:C:H5'	2.41	0.49
1:AA:439:A:N6	1:AA:496:A:H1'	2.27	0.49
5:AE:127:ASN:O	5:AE:131:ILE:HG12	2.13	0.49
35:BA:1175:U:P	35:BA:1176:G:H5''	2.53	0.49
33:B8:61:LEU:H	33:B8:61:LEU:HG	1.28	0.49
1:AA:1423:G:H5'	46:BO:49:ARG:HH22	1.75	0.49
40:BF:81:PRO:O	40:BF:83:PHE:N	2.45	0.49
35:BA:260:G:H1'	35:BA:621:A:H1'	1.94	0.49
35:BA:2026:C:C4	35:BA:2027:G:C8	3.00	0.49
1:AA:399:G:H2'	1:AA:400:C:C6	2.47	0.49
1:AA:1412:C:H2'	1:AA:1413:A:C8	2.47	0.49
35:BA:764:A:C5	38:BD:209:ALA:CB	2.95	0.49
10:AJ:91:PRO:HB2	10:AJ:94:VAL:HB	1.95	0.49
35:BA:1973:G:H2'	35:BA:1974:C:H6	1.78	0.49
1:AA:1481:U:H2'	1:AA:1482:G:C8	2.48	0.49
19:AS:72:GLY:O	19:AS:74:PHE:N	2.46	0.49
35:BA:2402:C:O4'	35:BA:2402:C:P	2.70	0.49
41:BG:152:LEU:HD23	41:BG:152:LEU:O	2.12	0.49
35:BA:2859:G:C6	35:BA:2860:A:N6	2.81	0.49
1:AA:509:A:H3'	1:AA:510:A:C8	2.48	0.48
52:BU:90:VAL:HG12	52:BU:91:ASP:N	2.28	0.48
53:BV:39:LEU:O	53:BV:40:LEU:HB2	2.13	0.48
35:BA:2057:A:O2'	35:BA:2058:A:H5'	2.12	0.48

Continued on next page...

Continued from previous page...

Atom-1	Atom-2	Interatomic distance (Å)	Clash overlap (Å)
35:BA:614(B):G:H1'	40:BF:44:ARG:HD2	1.95	0.48
24:AY:122:TRP:C	24:AY:124:GLN:N	2.67	0.48
24:AY:122:TRP:CZ2	24:AY:159:ALA:HB2	2.47	0.48
1:AA:981:U:H6	1:AA:981:U:O5'	1.95	0.48
1:AA:1129:C:C5	1:AA:1139:G:C5	3.01	0.48
56:BY:38:ILE:HA	56:BY:38:ILE:HD12	1.75	0.48
2:AB:169:LYS:O	2:AB:169:LYS:CD	2.61	0.48
2:AB:207:ALA:O	2:AB:211:ILE:HG13	2.13	0.48
31:B6:10:LEU:HD23	31:B6:10:LEU:H	1.74	0.48
40:BF:24:LEU:CB	40:BF:25:PRO:HD2	2.31	0.48
19:AS:19:VAL:HG12	19:AS:20:LEU:CD2	2.43	0.48
43:BK:58:THR:HB	43:BK:66:THR:HG23	1.92	0.48
24:AY:555:LEU:CD1	24:AY:599:PRO:HB2	2.42	0.48
5:AE:9:LYS:NZ	5:AE:111:GLU:OE1	2.46	0.48
32:B7:28:ARG:HG3	32:B7:28:ARG:NH1	2.10	0.48
13:AM:99:ARG:HB2	13:AM:101:GLN:HE21	1.77	0.48
39:BE:111:ARG:HD2	39:BE:160:TYR:CE2	2.47	0.48
1:AA:80:G:C3'	1:AA:81:U:H5'	2.34	0.48
2:AB:220:ASP:O	2:AB:223:ILE:N	2.44	0.48
35:BA:775:G:O6	35:BA:787:U:H2'	2.12	0.48
35:BA:551:G:H2'	35:BA:552:G:H5'	1.95	0.48
39:BE:116:VAL:O	39:BE:117:MET:CB	2.55	0.48
5:AE:31:LEU:CD2	5:AE:43:LEU:HD11	2.43	0.48
35:BA:234:C:H2'	35:BA:235:U:H6	1.78	0.48
4:AD:173:TRP:O	4:AD:174:LEU:HD23	2.11	0.48
43:BK:71:THR:HB	43:BK:72:PRO:CD	2.38	0.48
35:BA:1582:C:O2'	35:BA:1583:A:H5'	2.12	0.48
57:BZ:15:PRO:HA	57:BZ:18:LEU:HD13	1.95	0.48
40:BF:198:ALA:C	40:BF:201:VAL:HG12	2.33	0.48
37:BC:212:SER:OG	37:BC:214:TYR:HE1	1.96	0.48
35:BA:2093:G:C6	35:BA:2225:A:C8	3.01	0.48
1:AA:994:A:C2	1:AA:995:C:C5	3.01	0.48
1:AA:955:U:H2'	1:AA:956:U:H6	1.75	0.48
1:AA:511:C:N3	1:AA:541:G:N2	2.61	0.48
35:BA:1930:G:O2'	35:BA:1931:U:C6	2.65	0.48
1:AA:41:G:O2'	1:AA:42:G:H5'	2.13	0.48
35:BA:112:U:C2'	35:BA:113:G:H5'	2.44	0.48
50:BS:79:ALA:C	50:BS:81:GLY:H	2.15	0.48
24:AY:341:VAL:HG23	24:AY:350:GLU:HB2	1.95	0.48
38:BD:245:PRO:O	38:BD:245:PRO:HG2	2.13	0.48
51:BT:16:ARG:HD2	51:BT:18:ASP:OD1	2.13	0.48

Continued on next page...

Continued from previous page...

Atom-1	Atom-2	Interatomic distance (Å)	Clash overlap (Å)
41:BG:116:ASP:O	41:BG:117:PHE:HB3	2.12	0.48
51:BT:128:GLU:O	51:BT:130:ALA:N	2.45	0.48
24:AY:252:ASP:HB2	24:AY:254:LYS:CG	2.42	0.48
1:AA:1298:C:O2'	1:AA:1299:A:C2	2.66	0.48
1:AA:389:A:H2'	1:AA:390:C:H5'	1.95	0.48
35:BA:992:C:H2'	35:BA:993:G:H8	1.78	0.48
52:BU:49:HIS:CA	52:BU:52:ARG:HB2	2.41	0.48
2:AB:112:VAL:HG22	2:AB:149:LEU:CD1	2.37	0.48
2:AB:58:ILE:O	2:AB:61:LEU:HB3	2.13	0.48
24:AY:121:VAL:CA	24:AY:124:GLN:NE2	2.77	0.48
24:AY:191:ASP:O	24:AY:266:ASN:ND2	2.46	0.48
23:AX:13:A:C3'	23:AX:14:A:C5'	2.80	0.48
35:BA:83:G:H22	35:BA:102:G:H2'	1.76	0.48
56:BY:15:VAL:O	56:BY:22:GLY:HA2	2.12	0.48
27:B2:63:VAL:HA	27:B2:66:GLU:HG2	1.95	0.48
31:B6:9:LEU:HD12	31:B6:28:ARG:HG3	1.95	0.48
20:AT:16:HIS:O	20:AT:17:ARG:C	2.50	0.48
35:BA:1451:C:H4'	35:BA:1452:A:C8	2.48	0.48
40:BF:11:VAL:CG1	40:BF:12:LEU:H	2.22	0.48
51:BT:89:VAL:HG12	51:BT:91:ARG:HG2	1.94	0.48
38:BD:142:VAL:HG23	38:BD:193:VAL:N	2.28	0.48
51:BT:33:LYS:HZ1	51:BT:43:GLN:HE22	1.61	0.48
35:BA:173:G:N3	35:BA:173:G:H2'	2.27	0.48
49:BR:106:GLY:O	49:BR:107:ASP:HB3	2.13	0.48
1:AA:1489:G:H2'	1:AA:1490:C:C5'	2.32	0.48
46:BO:111:PHE:O	46:BO:115:VAL:HG23	2.13	0.48
1:AA:1195:C:H2'	1:AA:1197:G:O4'	2.13	0.48
1:AA:363:A:H5'	12:AL:34:ARG:HB2	1.95	0.48
47:BP:38:GLN:HG3	47:BP:41:ARG:CG	2.43	0.48
4:AD:129:ASN:N	4:AD:129:ASN:ND2	2.56	0.48
1:AA:252:U:C4	1:AA:253:U:O4	2.66	0.48
17:AQ:67:LYS:O	17:AQ:69:LYS:N	2.40	0.48
24:AY:238:THR:C	24:AY:240:GLU:N	2.67	0.48
35:BA:775:G:C4	35:BA:794:G:C8	3.02	0.48
1:AA:1171:G:H2'	1:AA:1172:C:C6	2.47	0.48
1:AA:1191:A:P	3:AC:3:ASN:HD21	2.36	0.48
10:AJ:40:LEU:CB	10:AJ:41:PRO:CD	2.90	0.48
35:BA:1285:G:C2'	35:BA:1286:A:H5'	2.38	0.48
13:AM:49:THR:C	13:AM:51:ALA:H	2.16	0.48
35:BA:760:G:H2'	35:BA:761:A:H5'	1.94	0.48
36:BB:79:C:O5'	36:BB:79:C:H6	1.97	0.48

Continued on next page...

Continued from previous page...

Atom-1	Atom-2	Interatomic distance (Å)	Clash overlap (Å)
3:AC:113:ALA:HB3	3:AC:183:ASP:OD1	2.12	0.48
33:B8:5:LYS:HG2	35:BA:242:G:C8	2.49	0.48
13:AM:10:PRO:HB2	13:AM:18:ALA:HB1	1.94	0.48
9:AI:125:TYR:OH	9:AI:127:LYS:HG3	2.12	0.48
49:BR:78:LYS:HG2	49:BR:78:LYS:O	2.13	0.48
5:AE:36:ASP:O	5:AE:37:ARG:CB	2.61	0.48
57:BZ:14:LYS:C	57:BZ:16:SER:N	2.64	0.48
1:AA:368:U:C5'	24:AY:354:ARG:NH2	2.77	0.48
24:AY:649:LEU:HD21	24:AY:671:MET:HE3	1.94	0.48
35:BA:1438:U:H6	35:BA:1438:U:O5'	1.96	0.48
35:BA:1614:A:N1	54:BW:91:GLY:HA2	2.28	0.48
42:BH:153:LYS:HG3	42:BH:154:PRO:HD2	1.93	0.48
26:B1:53:VAL:HG12	26:B1:54:ALA:N	2.27	0.48
37:BC:149:ASN:HD21	37:BC:153:ILE:HD11	1.78	0.48
16:AP:27:LYS:HG2	16:AP:30:GLY:HA3	1.95	0.48
55:BX:22:ALA:HB3	55:BX:23:GLU:OE2	2.13	0.48
46:BO:37:ASP:O	46:BO:62:VAL:HG23	2.13	0.48
45:BN:14:VAL:HG11	45:BN:137:LYS:HD2	1.95	0.48
51:BT:65:LYS:HA	51:BT:65:LYS:HZ2	1.77	0.48
58:AY:701:FUA:C20	58:AY:701:FUA:O1	2.61	0.48
43:BK:109:LYS:HA	43:BK:112:MET:HE3	1.95	0.48
35:BA:320:A:H2'	40:BF:136:THR:OG1	2.12	0.48
45:BN:94:HIS:N	45:BN:95:PRO:HD3	2.29	0.48
1:AA:796:C:N4	1:AA:797:C:N4	2.62	0.48
1:AA:1226:C:OP2	13:AM:103:THR:OG1	2.28	0.48
35:BA:274:G:C2'	35:BA:274:G:N3	2.75	0.48
5:AE:76:ILE:HG13	5:AE:142:LEU:CD1	2.43	0.48
35:BA:281:G:N2	35:BA:358:U:C5	2.82	0.48
24:AY:486:THR:HG23	24:AY:600:VAL:HG13	1.95	0.48
45:BN:45:ASN:N	45:BN:45:ASN:ND2	2.51	0.48
42:BH:45:VAL:O	42:BH:47:GLU:N	2.46	0.48
50:BS:74:ALA:CB	50:BS:103:GLU:HG3	2.43	0.48
35:BA:1058:G:N2	43:BK:126:MET:HE2	2.28	0.48
32:B7:5:TRP:CH2	35:BA:686:G:N7	2.81	0.48
35:BA:545:C:C2'	35:BA:545:C:O2	2.61	0.48
43:BK:19:PRO:HD3	43:BK:35:MET:HE3	1.94	0.48
1:AA:335:C:O2'	1:AA:336:C:H5'	2.14	0.48
48:BQ:65:PHE:HD1	48:BQ:65:PHE:N	2.11	0.48
1:AA:15:G:H4'	5:AE:24:ARG:HH12	1.78	0.48
35:BA:1232:G:H2'	35:BA:1233:C:H6	1.76	0.48
57:BZ:63:ASP:N	57:BZ:63:ASP:OD1	2.46	0.48

Continued on next page...

Continued from previous page...

Atom-1	Atom-2	Interatomic distance (Å)	Clash overlap (Å)
35:BA:1614:A:H62	54:BW:93:ALA:HB2	1.78	0.48
53:BV:72:VAL:HG23	53:BV:72:VAL:O	2.14	0.48
35:BA:1593:G:H2'	35:BA:1594:G:C8	2.48	0.48
35:BA:1015:G:H2'	35:BA:1016:G:C8	2.49	0.48
35:BA:1512:U:H2'	35:BA:1513:C:H6	1.78	0.48
1:AA:678:U:H2'	1:AA:679:C:C6	2.49	0.48
14:AN:26:ARG:HD3	14:AN:43:CYS:HB3	1.96	0.48
9:AI:27:THR:CG2	9:AI:30:GLY:HA2	2.43	0.48
1:AA:1529:G:H4'	1:AA:1530:G:OP2	2.12	0.48
35:BA:717:G:H2'	35:BA:718:A:O4'	2.13	0.48
35:BA:848:G:N9	35:BA:933:A:H8	2.11	0.48
46:BO:2:ILE:HB	46:BO:33:ALA:O	2.14	0.48
41:BG:78:SER:HA	41:BG:83:ARG:HE	1.77	0.48
41:BG:41:GLN:HB2	41:BG:90:LEU:HB3	1.95	0.48
35:BA:1751:C:O2'	35:BA:1752:C:H5'	2.13	0.48
24:AY:35:TYR:HH	24:AY:266:ASN:HB3	1.72	0.48
1:AA:981:U:H2'	1:AA:982:U:C5	2.48	0.48
31:B6:7:ILE:HA	31:B6:28:ARG:HD3	1.95	0.48
31:B6:27:LYS:CD	31:B6:30:THR:HB	2.34	0.48
47:BP:47:ASP:HB3	47:BP:48:PRO:C	2.34	0.48
43:BK:108:ALA:O	43:BK:112:MET:HB3	2.14	0.48
45:BN:97:ARG:O	45:BN:101:HIS:HB2	2.14	0.48
49:BR:10:LEU:CD2	49:BR:17:ARG:HD3	2.43	0.48
35:BA:1196:C:O2'	35:BA:1197:G:H5'	2.13	0.48
42:BH:44:VAL:HG12	42:BH:45:VAL:H	1.79	0.48
42:BH:66:GLY:CA	42:BH:69:ARG:HB3	2.42	0.48
4:AD:133:VAL:HG12	4:AD:134:ASP:N	2.28	0.48
1:AA:322:C:O5'	1:AA:322:C:H6	1.95	0.48
20:AT:33:ILE:HD13	20:AT:63:ILE:HG12	1.96	0.48
35:BA:856:C:H2'	35:BA:857:C:H6	1.78	0.48
11:AK:30:VAL:HG23	11:AK:68:ALA:HB2	1.95	0.48
4:AD:107:ARG:HD2	4:AD:173:TRP:CZ2	2.48	0.48
35:BA:2193:G:H2'	35:BA:2194:G:H5'	1.95	0.48
56:BY:17:SER:HB3	56:BY:71:LYS:HD2	1.94	0.48
57:BZ:9:TYR:HE1	57:BZ:61:LEU:HD13	1.78	0.48
32:B7:3:ARG:NH1	35:BA:789:A:C2	2.81	0.48
1:AA:955:U:O2'	1:AA:956:U:H5'	2.12	0.48
1:AA:41:G:H2'	1:AA:42:G:C8	2.47	0.48
35:BA:455:C:N3	35:BA:472:A:H2'	2.28	0.48
2:AB:162:ILE:HD11	2:AB:164:VAL:CG2	2.44	0.48
1:AA:923:A:H2'	1:AA:924:C:C6	2.48	0.48

Continued on next page...

Continued from previous page...

Atom-1	Atom-2	Interatomic distance (Å)	Clash overlap (Å)
35:BA:71:A:H4'	35:BA:72:U:H5''	1.95	0.48
8:AH:51:VAL:HG11	8:AH:60:ARG:HB2	1.95	0.48
1:AA:1121:U:C4	1:AA:1122:U:C4	3.02	0.48
44:BL:108:LYS:HG3	44:BL:109:ALA:N	2.28	0.48
13:AM:16:ASP:OD1	13:AM:16:ASP:N	2.45	0.48
35:BA:1248:G:OP2	40:BF:92:PRO:HB3	2.13	0.48
35:BA:899:A:H8	35:BA:899:A:O5'	1.96	0.48
1:AA:1084:G:OP1	1:AA:1086:U:C4	2.66	0.48
55:BX:61:GLY:HA3	55:BX:73:ARG:O	2.12	0.48
24:AY:156:ARG:NH2	24:AY:666:ARG:NH1	2.62	0.48
52:BU:109:LEU:O	52:BU:112:ARG:N	2.45	0.48
40:BF:44:ARG:HG3	40:BF:44:ARG:O	2.13	0.48
2:AB:31:TYR:O	2:AB:42:ILE:HG13	2.14	0.48
35:BA:2307:G:H3'	35:BA:2308:G:C5'	2.43	0.48
10:AJ:81:THR:OG1	10:AJ:82:ILE:HD13	2.14	0.48
24:AY:18:ALA:HA	24:AY:85:PRO:CG	2.42	0.48
56:BY:9:LYS:O	56:BY:28:LYS:HE2	2.13	0.48
35:BA:271(P):C:H2'	35:BA:271(Q):G:O4'	2.14	0.48
31:B6:11:LEU:C	31:B6:12:GLU:HG3	2.29	0.48
47:BP:47:ASP:OD2	47:BP:50:ARG:NH1	2.45	0.48
33:B8:58:ILE:CG2	47:BP:49:ARG:HD3	2.44	0.48
30:B5:44:THR:CG2	30:B5:45:VAL:N	2.76	0.48
35:BA:1506:C:O2	35:BA:1506:C:H2'	2.14	0.48
6:AF:30:LEU:HD13	6:AF:37:VAL:CG2	2.28	0.48
35:BA:360:G:O2'	35:BA:361:G:H5'	2.13	0.48
43:BK:59:ILE:CG1	43:BK:60:TYR:N	2.71	0.48
3:AC:140:ARG:O	3:AC:144:SER:N	2.44	0.48
26:B1:5:CYS:O	26:B1:9:GLY:HA2	2.14	0.48
10:AJ:22:LYS:NZ	10:AJ:88:LEU:HD23	2.29	0.48
4:AD:126:ILE:N	4:AD:126:ILE:CD1	2.76	0.48
4:AD:122:ARG:HH12	4:AD:134:ASP:HB2	1.73	0.48
1:AA:81:U:HO2'	1:AA:82:U:H6	1.60	0.48
54:BW:10:VAL:O	54:BW:11:ARG:HB2	2.13	0.48
54:BW:10:VAL:O	54:BW:11:ARG:CB	2.60	0.48
3:AC:5:ILE:HG12	3:AC:10:PHE:HB2	1.95	0.48
26:B1:18:ILE:CD1	26:B1:37:ILE:HG12	2.43	0.48
24:AY:312:LEU:O	24:AY:328:ILE:HB	2.13	0.48
35:BA:1348:G:C3'	35:BA:1349:A:H5''	2.42	0.48
36:BB:39:A:C2	36:BB:44:G:C2	3.01	0.48
35:BA:2521:C:N4	35:BA:2544:G:H1	2.05	0.48
20:AT:43:LEU:HD22	20:AT:48:LYS:HG3	1.95	0.48

Continued on next page...

Continued from previous page...

Atom-1	Atom-2	Interatomic distance (Å)	Clash overlap (Å)
24:AY:293:THR:CB	24:AY:294:PRO:HD2	2.43	0.48
1:AA:1248:A:C4	1:AA:1249:C:C5	3.02	0.48
35:BA:1494:A:O2'	35:BA:1495:A:OP2	2.28	0.48
35:BA:1943:U:O2'	35:BA:1944:U:H3'	2.13	0.48
37:BC:223:VAL:HG12	37:BC:225:ILE:HG23	1.94	0.48
35:BA:960:A:C8	35:BA:962:G:C8	3.01	0.48
38:BD:73:VAL:O	38:BD:75:ILE:HG12	2.12	0.48
35:BA:1623:G:H2'	35:BA:1624:G:H8	1.78	0.48
1:AA:423:G:H2'	1:AA:424:G:C5'	2.43	0.48
51:BT:14:TYR:N	51:BT:14:TYR:HD1	2.11	0.48
35:BA:80:G:H4'	35:BA:346:A:C8	2.49	0.48
1:AA:815:A:C2	1:AA:1529:G:C2	3.00	0.48
30:B5:39:MET:HB2	54:BW:34:ASN:ND2	2.28	0.48
52:BU:56:ASP:O	52:BU:59:ARG:HB2	2.14	0.48
29:B4:53:GLU:HB3	29:B4:55:ARG:NE	2.29	0.48
41:BG:91:ARG:C	41:BG:91:ARG:HD2	2.34	0.48
56:BY:84:ARG:HB2	56:BY:97:ARG:HB2	1.96	0.48
49:BR:33:ARG:CG	49:BR:115:GLU:HG3	2.44	0.48
1:AA:1227:A:N3	13:AM:117:VAL:HG11	2.29	0.48
22:AV:29:G:O2'	22:AV:30:G:H5'	2.13	0.48
36:BB:95:C:C2'	36:BB:96:U:H5'	2.44	0.48
43:BK:55:VAL:HG21	43:BK:67:PHE:HD2	1.78	0.48
43:BK:8:VAL:HB	43:BK:57:ILE:O	2.14	0.48
30:B5:19:ARG:HD2	35:BA:1266:G:OP1	2.13	0.48
12:AL:105:TYR:C	12:AL:107:ALA:H	2.16	0.48
35:BA:2140:C:H1'	35:BA:2152:G:N2	2.29	0.48
35:BA:2468:G:C4	35:BA:2481:G:C2	3.01	0.48
35:BA:2481:G:O2'	35:BA:2482:G:P	2.71	0.48
36:BB:21:G:O2'	36:BB:22:U:C5'	2.61	0.48
24:AY:230:LYS:HB2	24:AY:230:LYS:NZ	2.29	0.48
1:AA:1466:C:H2'	1:AA:1467:G:O4'	2.13	0.48
2:AB:102:LEU:O	2:AB:105:PHE:HB2	2.14	0.48
42:BH:76:VAL:O	42:BH:79:VAL:HG22	2.12	0.48
1:AA:1118:C:H42	1:AA:1155:G:H1	1.60	0.48
33:B8:6:THR:HG21	33:B8:63:PRO:HD3	1.95	0.48
1:AA:260:G:H2'	1:AA:261:U:C6	2.48	0.48
35:BA:17:G:H2'	35:BA:18:C:C6	2.48	0.48
43:BK:69:THR:C	43:BK:70:LYS:HE3	2.34	0.48
9:AI:40:LEU:C	9:AI:42:ARG:H	2.17	0.48
47:BP:71:VAL:HG22	47:BP:71:VAL:O	2.12	0.48
1:AA:368:U:C5'	24:AY:354:ARG:HH21	2.27	0.48

Continued on next page...

Continued from previous page...

Atom-1	Atom-2	Interatomic distance (Å)	Clash overlap (Å)
3:AC:84:ILE:HD11	3:AC:88:ARG:HH21	1.78	0.48
38:BD:276:LYS:HD3	38:BD:276:LYS:O	2.13	0.48
12:AL:97:ARG:C	12:AL:98:TYR:CD1	2.87	0.48
24:AY:309:LEU:HD12	24:AY:310:ALA:N	2.28	0.48
1:AA:519:C:H2'	1:AA:520:A:O4'	2.14	0.48
18:AR:26:LEU:CD2	18:AR:42:ARG:NH1	2.77	0.48
2:AB:181:PHE:CD1	2:AB:181:PHE:N	2.82	0.48
35:BA:690:G:H2'	35:BA:691:C:C6	2.47	0.48
10:AJ:58:ASP:O	10:AJ:59:SER:C	2.52	0.48
32:B7:8:ASN:HD22	32:B7:9:ARG:N	2.11	0.48
24:AY:250:THR:C	24:AY:252:ASP:H	2.17	0.48
4:AD:9:CYS:HA	4:AD:12:CYS:HB2	1.94	0.48
26:B1:41:ARG:HH22	35:BA:1365:A:C5'	2.27	0.48
53:BV:39:LEU:HD12	53:BV:50:PRO:O	2.14	0.48
29:B4:9:LEU:CD1	29:B4:10:VAL:H	2.27	0.48
58:AY:701:FUA:H231	58:AY:701:FUA:C12	2.41	0.48
35:BA:302:C:O2'	35:BA:303:U:H5'	2.14	0.48
31:B6:43:CYS:O	31:B6:44:ARG:CB	2.60	0.48
1:AA:1325:C:C2	1:AA:1326:C:C5	3.02	0.48
35:BA:1203:G:H4'	47:BP:7:ARG:HD2	1.96	0.48
35:BA:1141:U:H1'	35:BA:1142(A):A:C2	2.49	0.48
35:BA:1258:C:O4'	40:BF:84:VAL:HG21	2.14	0.48
35:BA:814:C:N3	35:BA:1193:G:O6	2.47	0.48
35:BA:637:A:C6	35:BA:652:C:H4'	2.48	0.48
26:B1:4:VAL:HA	26:B1:10:LYS:O	2.13	0.48
35:BA:677:A:O2'	35:BA:678:C:H5'	2.13	0.48
20:AT:63:ILE:C	20:AT:65:LYS:N	2.66	0.48
27:B2:61:LEU:HA	27:B2:64:LEU:HB3	1.96	0.48
24:AY:78:ARG:HG3	24:AY:78:ARG:HH11	1.79	0.48
34:B9:11:CYS:SG	34:B9:11:CYS:O	2.71	0.48
24:AY:150:ILE:O	24:AY:154:GLN:HG2	2.14	0.48
1:AA:537:G:H2'	1:AA:538:G:C8	2.48	0.48
35:BA:881:G:H2'	35:BA:882:G:H5'	1.95	0.48
35:BA:860:U:H5	35:BA:917:A:N7	2.11	0.48
35:BA:1174:A:H5'	35:BA:1175:U:H5''	1.95	0.48
14:AN:60:SER:O	14:AN:61:TRP:HB3	2.13	0.48
35:BA:18:C:O2'	52:BU:23:GLY:HA2	2.14	0.48
1:AA:986:A:H2'	1:AA:987:G:C8	2.48	0.48
1:AA:491:G:C4	1:AA:492:G:C8	3.02	0.48
36:BB:114:C:H2'	36:BB:115:G:C8	2.48	0.48
39:BE:94:GLU:OE1	39:BE:177:PRO:HB3	2.13	0.48

Continued on next page...

Continued from previous page...

Atom-1	Atom-2	Interatomic distance (Å)	Clash overlap (Å)
11:AK:23:ALA:O	11:AK:86:GLY:HA3	2.13	0.48
35:BA:2193:G:O2'	35:BA:2194:G:H5'	2.13	0.48
35:BA:329:G:H22	56:BY:19:LYS:HE3	1.79	0.48
35:BA:11:G:H2'	35:BA:12:U:C6	2.47	0.48
24:AY:548:GLU:O	24:AY:551:GLN:HG2	2.14	0.48
42:BH:70:THR:HG22	42:BH:74:ASN:ND2	2.28	0.48
35:BA:52:A:C2'	35:BA:53:A:H5'	2.44	0.48
1:AA:151:A:H2'	1:AA:152:A:H5'	1.96	0.48
45:BN:21:LYS:HB3	45:BN:26:LEU:HD23	1.96	0.48
40:BF:185:ASP:HA	40:BF:188:ARG:HD3	1.96	0.48
53:BV:32:THR:OG1	53:BV:60:GLU:HG3	2.13	0.48
24:AY:662:LYS:NZ	42:BH:175:LYS:HE3	2.29	0.48
35:BA:1771:C:H2'	35:BA:1772:G:C8	2.48	0.48
35:BA:1317:A:H2'	35:BA:1318:C:C6	2.48	0.48
24:AY:523:PHE:CE1	24:AY:550:MET:SD	3.07	0.48
24:AY:471:LYS:HG2	24:AY:471:LYS:O	2.14	0.48
7:AG:52:GLU:O	7:AG:53:LYS:C	2.50	0.48
35:BA:706:A:H2'	35:BA:707:G:O4'	2.13	0.48
48:BQ:1:MET:HE1	48:BQ:45:GLN:N	2.27	0.48
16:AP:18:ARG:HD2	16:AP:32:TYR:HE2	1.79	0.48
1:AA:1263:C:H2'	1:AA:1264:C:H6	1.78	0.48
35:BA:2579:C:O3'	39:BE:131:ALA:HB2	2.14	0.48
35:BA:2394:C:P	47:BP:63:PRO:HD2	2.53	0.48
40:BF:9:ILE:HG23	40:BF:13:SER:O	2.14	0.48
24:AY:9:LEU:O	24:AY:11:ARG:N	2.47	0.48
5:AE:101:ILE:O	5:AE:101:ILE:CG1	2.62	0.48
35:BA:1820:U:O2	38:BD:201:HIS:HB3	2.13	0.48
3:AC:43:LEU:O	3:AC:47:LEU:HB2	2.14	0.48
35:BA:2008:C:H2'	35:BA:2009:G:H8	1.79	0.48
35:BA:812:C:C2	35:BA:813:U:C5	3.02	0.48
2:AB:117:GLU:O	2:AB:120:ALA:HB3	2.14	0.48
2:AB:129:GLU:O	2:AB:130:ARG:CB	2.61	0.48
47:BP:24:GLY:HA3	47:BP:33:ARG:HH12	1.78	0.48
35:BA:2482:G:C2	35:BA:2483:C:H1'	2.49	0.48
35:BA:1080:C:H2'	35:BA:1081:U:O4'	2.14	0.48
24:AY:238:THR:CG2	24:AY:241:GLU:HG2	2.35	0.48
27:B2:16:LEU:O	27:B2:20:GLU:HB3	2.13	0.48
3:AC:10:PHE:CZ	3:AC:178:LEU:CD1	2.97	0.48
38:BD:175:LEU:HA	38:BD:175:LEU:HD23	1.62	0.48
35:BA:2873:A:C4'	49:BR:8:ARG:NH2	2.77	0.48
1:AA:448:A:P	1:AA:485:G:H22	2.36	0.48

Continued on next page...

Continued from previous page...

Atom-1	Atom-2	Interatomic distance (Å)	Clash overlap (Å)
9:AI:37:PHE:HB3	9:AI:43:ALA:HB2	1.95	0.48
1:AA:189(A):C:O2'	1:AA:189(B):C:H5'	2.14	0.48
35:BA:2190:G:C8	35:BA:2190:G:H5'	2.48	0.48
8:AH:9:MET:O	8:AH:13:ILE:HG12	2.14	0.48
1:AA:1248:A:H2'	1:AA:1249:C:H6	1.79	0.48
35:BA:1216:G:C5	35:BA:1217:C:C5	3.01	0.48
35:BA:52:A:C6	35:BA:118:A:C2	3.02	0.48
1:AA:152:A:H2'	1:AA:153:C:H5'	1.94	0.48
35:BA:2617:C:H2'	35:BA:2618:G:C5'	2.44	0.48
35:BA:67:U:H2'	35:BA:68:G:H8	1.78	0.48
12:AL:89:ARG:HA	12:AL:97:ARG:HA	1.96	0.48
35:BA:1416:G:O2'	35:BA:1417:C:H5	1.96	0.48
7:AG:64:GLN:CG	7:AG:128:ALA:HB1	2.43	0.48
1:AA:108:G:H5'	1:AA:109:A:H5''	1.95	0.48
35:BA:1692:U:H2'	35:BA:1694:C:C5	2.49	0.48
1:AA:304:U:H2'	1:AA:305:G:C8	2.48	0.48
11:AK:13:GLN:HG2	11:AK:75:TYR:O	2.14	0.48
1:AA:410:G:C2	1:AA:429:U:C2	3.02	0.48
52:BU:115:ALA:C	52:BU:117:GLN:N	2.66	0.48
1:AA:1073:U:O2'	1:AA:1074:G:H5'	2.13	0.48
2:AB:31:TYR:CE2	2:AB:200:ILE:HD12	2.46	0.48
41:BG:40:ASN:ND2	41:BG:90:LEU:O	2.47	0.48
10:AJ:98:ILE:O	10:AJ:98:ILE:CG2	2.61	0.48
35:BA:109:G:O2'	35:BA:110:G:H5'	2.14	0.48
31:B6:35:GLU:O	31:B6:36:LEU:HB2	2.13	0.48
40:BF:22:ALA:C	40:BF:24:LEU:N	2.67	0.48
35:BA:1023:U:C2'	35:BA:1024:G:H5'	2.44	0.48
45:BN:58:ASP:O	45:BN:59:LYS:HB2	2.14	0.48
1:AA:781:A:H3'	1:AA:782:A:H5'	1.94	0.48
22:AV:28:C:H2'	22:AV:29:G:C8	2.49	0.48
44:BL:73:ARG:HH11	44:BL:73:ARG:CG	2.06	0.48
5:AE:76:ILE:HG12	5:AE:77:PRO:HD2	1.94	0.48
35:BA:1051:G:C4	35:BA:1052:C:N4	2.82	0.48
56:BY:62:GLU:HG2	56:BY:63:LYS:H	1.77	0.48
35:BA:1314:C:OP1	35:BA:1315:C:OP2	2.32	0.48
24:AY:238:THR:HG22	24:AY:241:GLU:CB	2.43	0.48
35:BA:1999:C:H4'	35:BA:2723:C:O2	2.14	0.48
35:BA:2820:A:O3'	49:BR:5:LYS:HE3	2.14	0.48
1:AA:1058:G:H2'	1:AA:1059:C:C6	2.49	0.48
27:B2:64:LEU:O	27:B2:64:LEU:HD22	2.14	0.48
26:B1:18:ILE:CG2	26:B1:20:ARG:NE	2.77	0.48

Continued on next page...

Continued from previous page...

Atom-1	Atom-2	Interatomic distance (Å)	Clash overlap (Å)
24:AY:14:ASN:HB2	24:AY:102:ASP:CG	2.33	0.48
51:BT:58:ASN:HD22	51:BT:58:ASN:N	2.07	0.48
49:BR:100:LEU:HD22	49:BR:112:ALA:HA	1.96	0.48
25:B0:27:GLU:CD	35:BA:856:C:H4'	2.34	0.48
1:AA:644:G:C5	1:AA:645:C:C5	3.02	0.48
43:BK:7:VAL:O	43:BK:7:VAL:HG22	2.14	0.48
5:AE:31:LEU:HD22	5:AE:43:LEU:HD11	1.96	0.48
54:BW:44:ALA:O	54:BW:45:TYR:C	2.51	0.48
35:BA:2190:G:O2'	35:BA:2191:G:H5'	2.14	0.48
35:BA:312:G:H5'	35:BA:331:A:H2'	1.96	0.48
35:BA:484:C:H2'	35:BA:485:C:C6	2.49	0.48
23:AX:11:U:C2'	23:AX:11:U:O2	2.62	0.48
1:AA:1293:G:O2'	1:AA:1294:G:H5'	2.13	0.48
35:BA:622:G:O2'	35:BA:623:G:H5'	2.14	0.48
35:BA:2376:A:O2'	50:BS:108:GLY:HA2	2.14	0.48
42:BH:103:LEU:HB2	42:BH:123:PHE:CD2	2.48	0.48
38:BD:211:ARG:O	38:BD:215:LEU:HG	2.14	0.48
7:AG:111:ARG:NH1	7:AG:113:GLU:OE2	2.46	0.48
1:AA:1388:C:H2'	1:AA:1389:C:C6	2.48	0.48
35:BA:692:C:N3	35:BA:771:G:C2	2.81	0.48
46:BO:91:LEU:N	46:BO:91:LEU:HD22	2.29	0.48
1:AA:802:A:H3'	1:AA:803:G:H8	1.77	0.48
53:BV:19:LYS:HG2	53:BV:94:LEU:CB	2.44	0.48
9:AI:4:TYR:CE2	9:AI:88:TYR:CB	2.97	0.48
41:BG:77:ILE:CG2	41:BG:80:PHE:H	1.97	0.48
35:BA:2767:C:H2'	35:BA:2768:C:C6	2.48	0.48
35:BA:852:G:H2'	35:BA:853:G:C8	2.48	0.48
52:BU:113:ALA:C	52:BU:115:ALA:N	2.67	0.48
50:BS:89:ARG:CG	50:BS:92:TYR:CA	2.78	0.48
35:BA:2306:C:H5	35:BA:2307:G:H1'	1.77	0.48
41:BG:82:LEU:C	41:BG:82:LEU:HD23	2.35	0.48
24:AY:331:TYR:O	24:AY:371:ALA:HB1	2.14	0.48
27:B2:7:ARG:HG3	27:B2:7:ARG:NH1	2.29	0.48
31:B6:31:PRO:O	31:B6:32:ASN:OD1	2.31	0.48
35:BA:2341:G:H2'	35:BA:2342:C:C6	2.49	0.48
3:AC:105:GLU:HG2	3:AC:106:VAL:H	1.79	0.48
51:BT:89:VAL:CG1	51:BT:91:ARG:HG2	2.44	0.48
49:BR:113:LEU:CD1	49:BR:114:VAL:N	2.69	0.48
1:AA:1500:A:O2'	1:AA:1501:C:H5'	2.12	0.48
1:AA:692:U:OP1	11:AK:124:LYS:HE2	2.14	0.48
39:BE:36:ARG:HH21	39:BE:88:GLY:H	1.60	0.48

Continued on next page...

Continued from previous page...

Atom-1	Atom-2	Interatomic distance (Å)	Clash overlap (Å)
27:B2:47:ASN:CB	35:BA:95:G:H1'	2.32	0.48
35:BA:2298:A:H2'	35:BA:2299:G:O4'	2.13	0.48
47:BP:146:VAL:O	47:BP:148:LEU:HG	2.14	0.48
47:BP:90:ARG:CG	47:BP:91:PHE:N	2.72	0.48
35:BA:2712:U:O2'	35:BA:2712(A):A:O5'	2.32	0.48
3:AC:164:ARG:C	3:AC:165:THR:HG22	2.33	0.48
2:AB:223:ILE:HG12	2:AB:226:ARG:HH22	1.78	0.48
57:BZ:41:LEU:O	57:BZ:44:PHE:N	2.43	0.48
48:BQ:32:TYR:O	48:BQ:105:GLU:HB2	2.14	0.48
35:BA:1173:G:H4'	35:BA:1174:A:OP1	2.14	0.48
1:AA:148:G:H2'	1:AA:149:A:H8	1.74	0.48
24:AY:614:GLU:HA	24:AY:617:MET:HB2	1.94	0.48
1:AA:264:U:H4'	17:AQ:63:ARG:HD3	1.94	0.48
12:AL:8:ASN:ND2	17:AQ:34:LYS:HE2	2.29	0.48
1:AA:160:A:H1'	1:AA:344:A:C4	2.49	0.48
35:BA:2026:C:N4	35:BA:2027:G:N7	2.61	0.48
1:AA:1516:G:H2'	1:AA:1518:A:OP2	2.13	0.48
35:BA:68:G:H2'	35:BA:69:C:H6	1.74	0.48
8:AH:26:VAL:C	8:AH:58:TYR:HD1	2.16	0.48
35:BA:214:G:H1'	35:BA:216:A:O2'	2.14	0.48
1:AA:1048:G:OP1	14:AN:4:LYS:HB2	2.14	0.48
35:BA:754:C:H2'	35:BA:755:C:C6	2.48	0.48
22:AV:19:G:C5	22:AV:57:A:C2	3.02	0.48
38:BD:34:VAL:CG2	38:BD:35:LYS:H	1.87	0.47
55:BX:12:VAL:CG2	55:BX:13:LEU:N	2.67	0.47
41:BG:90:LEU:CD1	41:BG:91:ARG:N	2.71	0.47
24:AY:87:HIS:NE2	24:AY:120:THR:OG1	2.47	0.47
35:BA:302:C:H2'	35:BA:303:U:C6	2.48	0.47
31:B6:18:ARG:CG	31:B6:19:ARG:H	2.27	0.47
24:AY:526:VAL:N	24:AY:565:VAL:O	2.47	0.47
35:BA:286:C:O2'	35:BA:287:C:H5'	2.13	0.47
5:AE:76:ILE:HG12	5:AE:77:PRO:CD	2.44	0.47
3:AC:86:VAL:HG23	3:AC:87:LEU:HD23	1.96	0.47
35:BA:2020:A:H2'	35:BA:2021:C:C5'	2.38	0.47
35:BA:955:C:OP1	48:BQ:87:LYS:HE2	2.14	0.47
35:BA:1948:G:C5'	35:BA:1948:G:C8	2.96	0.47
12:AL:6:THR:H	12:AL:9:GLN:NE2	2.11	0.47
7:AG:38:LEU:O	7:AG:42:ILE:HG13	2.13	0.47
35:BA:2747:G:H21	35:BA:2757:A:H62	1.62	0.47
52:BU:16:LYS:O	52:BU:20:LEU:CD2	2.62	0.47
20:AT:22:ARG:O	20:AT:26:ASN:ND2	2.47	0.47

Continued on next page...

Continued from previous page...

Atom-1	Atom-2	Interatomic distance (Å)	Clash overlap (Å)
1:AA:1064:G:H21	1:AA:1190:G:H2'	1.77	0.47
57:BZ:24:LEU:CD2	57:BZ:86:VAL:HG23	2.44	0.47
24:AY:312:LEU:HD23	24:AY:313:ALA:H	1.79	0.47
38:BD:196:VAL:O	38:BD:196:VAL:CG1	2.60	0.47
2:AB:21:ARG:HB3	2:AB:39:ILE:HA	1.95	0.47
35:BA:737:C:H2'	35:BA:738:G:H5'	1.96	0.47
12:AL:46:LYS:HB2	12:AL:92:ASP:O	2.13	0.47
35:BA:841:A:C6	35:BA:842:G:C5	3.02	0.47
1:AA:445:G:H2'	1:AA:446:G:H8	1.79	0.47
1:AA:193:C:H2'	1:AA:194:C:C6	2.48	0.47
1:AA:585:G:C5	1:AA:586:C:C5	3.02	0.47
12:AL:110:VAL:HG21	12:AL:120:TYR:HD2	1.79	0.47
17:AQ:47:PRO:HG2	17:AQ:48:GLU:OE2	2.14	0.47
52:BU:15:LYS:HA	52:BU:18:LEU:HD12	1.96	0.47
26:B1:64:ALA:HA	26:B1:67:ILE:CG1	2.43	0.47
35:BA:2033:A:O2'	35:BA:2034:U:O5'	2.30	0.47
57:BZ:63:ASP:OD2	57:BZ:65:GLN:NE2	2.46	0.47
42:BH:154:PRO:O	42:BH:156:ALA:N	2.47	0.47
22:AV:74:C:O4'	26:B1:22:GLY:HA2	2.14	0.47
1:AA:1042:G:H2'	1:AA:1043:C:H5'	1.96	0.47
17:AQ:53:LEU:HD23	17:AQ:85:VAL:HG21	1.95	0.47
1:AA:779:C:H2'	1:AA:780:A:O4'	2.14	0.47
44:BL:54:PHE:CE1	44:BL:100:LYS:HB2	2.49	0.47
35:BA:2274:A:H8	35:BA:2274:A:O5'	1.97	0.47
2:AB:35:GLU:HG2	2:AB:35:GLU:O	2.13	0.47
1:AA:707:C:O2'	1:AA:708:C:H5'	2.14	0.47
15:AO:61:GLY:O	15:AO:65:ARG:HD2	2.15	0.47
39:BE:138:PRO:HG2	39:BE:139:GLY:N	2.29	0.47
1:AA:409:G:H1	1:AA:433:C:H42	1.60	0.47
1:AA:1237:C:OP1	1:AA:1238:A:H1'	2.13	0.47
24:AY:156:ARG:NH2	24:AY:666:ARG:HH11	2.12	0.47
38:BD:261:LYS:NZ	38:BD:263:ARG:HH12	2.11	0.47
2:AB:28:PHE:CE1	2:AB:31:TYR:HB2	2.48	0.47
29:B4:1:MET:H3	29:B4:1:MET:CE	2.27	0.47
29:B4:1:MET:HG2	41:BG:98:ARG:HE	1.75	0.47
24:AY:289:ILE:HD12	24:AY:331:TYR:CZ	2.49	0.47
9:AI:5:TYR:CD1	9:AI:18:PHE:HE1	2.33	0.47
35:BA:83:G:O2'	35:BA:84:A:C8	2.58	0.47
35:BA:271(Q):G:H2'	35:BA:271(R):G:O4'	2.14	0.47
31:B6:42:TRP:HA	31:B6:42:TRP:HE3	1.78	0.47
49:BR:63:ARG:O	49:BR:67:LEU:HD23	2.13	0.47

Continued on next page...

Continued from previous page...

Atom-1	Atom-2	Interatomic distance (Å)	Clash overlap (Å)
28:B3:8:LEU:HD22	28:B3:31:LEU:CD2	2.45	0.47
35:BA:2849:U:O4	51:BT:23:ARG:NH2	2.48	0.47
51:BT:120:ARG:O	51:BT:124:ASP:OD1	2.32	0.47
24:AY:486:THR:HG22	24:AY:602:LEU:HG	1.96	0.47
42:BH:138:LYS:C	42:BH:140:LYS:N	2.64	0.47
18:AR:29:PHE:HD1	18:AR:29:PHE:N	1.86	0.47
20:AT:61:SER:O	20:AT:63:ILE:N	2.47	0.47
1:AA:176:C:C2	1:AA:177:C:C5	3.02	0.47
49:BR:61:HIS:O	49:BR:62:ALA:C	2.52	0.47
39:BE:101:ARG:HG3	39:BE:169:ASN:ND2	2.29	0.47
35:BA:2478:A:H2'	35:BA:2479:G:O4'	2.14	0.47
1:AA:439:A:H2'	1:AA:441:A:H5'	1.96	0.47
1:AA:300:A:H2'	1:AA:301:G:C5'	2.44	0.47
6:AF:19:LEU:O	6:AF:19:LEU:HD23	2.14	0.47
35:BA:861:A:C2	35:BA:917:A:C4	3.02	0.47
13:AM:20:THR:C	13:AM:22:ILE:H	2.16	0.47
18:AR:66:LEU:HG	18:AR:70:ILE:CD1	2.44	0.47
20:AT:42:GLN:HE21	20:AT:42:GLN:HA	1.78	0.47
20:AT:57:ARG:NH1	20:AT:102:GLY:CA	2.75	0.47
35:BA:1164:G:H1	35:BA:1185:C:N4	2.11	0.47
7:AG:72:ARG:HG3	7:AG:73:MET:HG3	1.96	0.47
35:BA:1344:G:O2'	35:BA:1385:G:H2'	2.14	0.47
24:AY:113:GLY:C	24:AY:115:GLU:N	2.67	0.47
35:BA:825:C:H2'	35:BA:826:U:O4'	2.13	0.47
42:BH:86:GLU:HA	42:BH:132:ARG:HA	1.96	0.47
45:BN:82:LEU:HD21	45:BN:84:LYS:HG2	1.96	0.47
35:BA:1357:U:H2'	35:BA:1358:G:O4'	2.14	0.47
35:BA:658:C:H2'	35:BA:659:C:C6	2.49	0.47
35:BA:346:A:H2'	35:BA:346:A:N3	2.29	0.47
1:AA:923:A:C5'	5:AE:21:ALA:HB2	2.43	0.47
40:BF:195:ASP:OD1	40:BF:196:LEU:N	2.43	0.47
42:BH:169:VAL:CG2	42:BH:170:ARG:N	2.45	0.47
35:BA:992:C:H2'	35:BA:993:G:C8	2.49	0.47
53:BV:38:LEU:HD23	53:BV:39:LEU:N	2.29	0.47
53:BV:47:VAL:O	53:BV:49:THR:O	2.32	0.47
27:B2:38:GLN:O	27:B2:41:ILE:HG12	2.14	0.47
29:B4:27:THR:O	29:B4:28:LYS:HB3	2.14	0.47
24:AY:25:LYS:HB2	59:AY:702:GDP:O2B	2.14	0.47
33:B8:58:ILE:O	33:B8:58:ILE:HG22	2.13	0.47
40:BF:20:LEU:HD13	40:BF:203:GLN:OE1	2.15	0.47
1:AA:1002:G:C8	1:AA:1003:G:N7	2.82	0.47

Continued on next page...

Continued from previous page...

Atom-1	Atom-2	Interatomic distance (Å)	Clash overlap (Å)
11:AK:122:LYS:O	11:AK:123:LYS:C	2.53	0.47
35:BA:1803:A:C8	35:BA:1804:C:C5	3.02	0.47
35:BA:1266:G:O2'	35:BA:2012:G:O6	2.28	0.47
48:BQ:71:ASP:O	48:BQ:73:PRO:HD3	2.15	0.47
12:AL:81:SER:O	12:AL:83:VAL:HG23	2.14	0.47
24:AY:92:ILE:HD13	24:AY:92:ILE:C	2.35	0.47
10:AJ:18:ALA:O	10:AJ:20:ALA:N	2.42	0.47
39:BE:47:VAL:CG1	39:BE:48:GLN:N	2.76	0.47
1:AA:177:C:H2'	1:AA:178:C:H6	1.79	0.47
24:AY:357:ARG:HG3	24:AY:357:ARG:HH11	1.79	0.47
48:BQ:136:ALA:C	48:BQ:138:ASP:H	2.16	0.47
13:AM:54:VAL:C	13:AM:56:LEU:N	2.67	0.47
36:BB:68:C:H2'	36:BB:69:G:O4'	2.14	0.47
48:BQ:29:PHE:HB3	48:BQ:65:PHE:CE2	2.49	0.47
25:B0:40:GLN:HE22	25:B0:43:THR:CA	2.27	0.47
54:BW:45:TYR:CD1	54:BW:46:PHE:N	2.83	0.47
43:BK:41:PHE:C	43:BK:43:ALA:H	2.18	0.47
16:AP:42:ARG:HB2	16:AP:44:THR:HG23	1.97	0.47
24:AY:259:PHE:C	24:AY:260:LEU:HD13	2.35	0.47
35:BA:2328:A:H2'	35:BA:2329:G:C8	2.49	0.47
24:AY:659:LEU:C	24:AY:661:SER:N	2.67	0.47
12:AL:11:VAL:HG21	17:AQ:34:LYS:HD3	1.97	0.47
38:BD:145:VAL:CG1	38:BD:146:GLU:N	2.76	0.47
5:AE:144:THR:O	5:AE:145:LYS:C	2.51	0.47
1:AA:557:G:H2'	1:AA:558:G:O4'	2.14	0.47
35:BA:877:U:C2'	35:BA:878:A:H5''	2.45	0.47
57:BZ:127:LYS:O	57:BZ:128:VAL:CB	2.62	0.47
56:BY:68:HIS:ND1	56:BY:69:ALA:N	2.62	0.47
35:BA:1270:C:H5''	35:BA:1271:G:O5'	2.14	0.47
35:BA:1335:U:H2'	35:BA:1336:A:H8	1.80	0.47
35:BA:2603:G:O2'	35:BA:2604:U:H5'	2.14	0.47
35:BA:42:G:H5'	35:BA:43:A:OP2	2.14	0.47
35:BA:1523:U:H2'	35:BA:1524:G:C8	2.50	0.47
35:BA:1398:C:H2'	35:BA:1399:C:H6	1.78	0.47
15:AO:57:LEU:N	15:AO:57:LEU:HD23	2.29	0.47
11:AK:41:THR:O	11:AK:41:THR:HG23	2.13	0.47
56:BY:83:THR:OG1	56:BY:83:THR:O	2.32	0.47
15:AO:38:ARG:HH11	15:AO:38:ARG:HG2	1.78	0.47
37:BC:57:GLN:O	37:BC:57:GLN:HG2	2.14	0.47
35:BA:1891:G:O5'	35:BA:1891:G:H8	1.95	0.47
52:BU:66:ASN:ND2	52:BU:76:TYR:HB2	2.30	0.47

Continued on next page...

Continued from previous page...

Atom-1	Atom-2	Interatomic distance (Å)	Clash overlap (Å)
52:BU:76:TYR:C	52:BU:76:TYR:CD1	2.88	0.47
53:BV:4:ILE:O	53:BV:39:LEU:HD23	2.14	0.47
35:BA:2050:C:O2'	35:BA:2051:A:H5'	2.14	0.47
54:BW:88:ARG:CB	54:BW:92:ARG:HB3	2.44	0.47
2:AB:54:THR:OG1	2:AB:199:TYR:HB3	2.14	0.47
41:BG:43:LEU:HB3	41:BG:45:GLU:HG2	1.97	0.47
41:BG:63:ILE:HA	41:BG:143:GLU:CG	2.26	0.47
31:B6:42:TRP:HH2	35:BA:643:A:N7	2.13	0.47
30:B5:40:LYS:HZ1	30:B5:46:CYS:H	1.58	0.47
30:B5:45:VAL:HG22	30:B5:51:TYR:CD2	2.49	0.47
1:AA:1033:G:C8	1:AA:1034:G:C8	3.03	0.47
5:AE:76:ILE:HD11	5:AE:142:LEU:HD22	1.97	0.47
35:BA:1799:G:H22	35:BA:1818:U:H2'	1.79	0.47
35:BA:2134:A:H1'	35:BA:2158:A:H2	1.79	0.47
8:AH:103:VAL:HG12	8:AH:108:GLY:HA3	1.94	0.47
48:BQ:56:ARG:NE	48:BQ:56:ARG:CA	2.76	0.47
40:BF:133:ASN:O	40:BF:134:GLY:C	2.48	0.47
35:BA:1998:G:O2'	35:BA:1999:C:H5'	2.14	0.47
22:AV:4:G:O2'	22:AV:5:G:C8	2.68	0.47
57:BZ:29:TYR:O	57:BZ:30:ASN:HB3	2.14	0.47
13:AM:81:LEU:H	13:AM:81:LEU:HD22	1.78	0.47
13:AM:52:GLU:O	13:AM:53:VAL:C	2.53	0.47
25:B0:40:GLN:HE22	25:B0:43:THR:C	2.17	0.47
35:BA:1376:C:O2	35:BA:1376:C:H2'	2.14	0.47
18:AR:51:LEU:HA	18:AR:52:PRO:HD3	1.58	0.47
30:B5:26:THR:O	30:B5:26:THR:CG2	2.60	0.47
1:AA:676:A:H1'	11:AK:115:PRO:HB3	1.97	0.47
35:BA:2647:U:H2'	35:BA:2648:C:H6	1.79	0.47
38:BD:28:GLU:HB2	38:BD:29:PRO:CD	2.45	0.47
24:AY:178:ILE:N	24:AY:178:ILE:HD12	2.27	0.47
24:AY:165:GLN:HB2	24:AY:260:LEU:HD11	1.96	0.47
40:BF:81:PRO:C	40:BF:83:PHE:H	2.18	0.47
35:BA:1344:G:C2	35:BA:1404:C:C2	3.02	0.47
35:BA:483:A:C2	35:BA:484:C:H1'	2.50	0.47
37:BC:29:LEU:O	37:BC:32:GLU:CG	2.61	0.47
18:AR:68:LYS:O	18:AR:69:THR:C	2.52	0.47
35:BA:577:G:C6	35:BA:578:A:C6	3.02	0.47
35:BA:1290:C:O5'	35:BA:1290:C:H6	1.97	0.47
25:B0:14:ARG:NH1	35:BA:2279:G:O6	2.47	0.47
39:BE:201:THR:C	39:BE:202:LYS:HD2	2.34	0.47
17:AQ:9:VAL:HG11	17:AQ:84:LEU:HD12	1.96	0.47

Continued on next page...

Continued from previous page...

Atom-1	Atom-2	Interatomic distance (Å)	Clash overlap (Å)
35:BA:495:G:H1'	54:BW:57:ASN:OD1	2.15	0.47
35:BA:2048:G:C2	35:BA:2621:A:C2	3.03	0.47
37:BC:120:VAL:O	37:BC:124:VAL:HG23	2.14	0.47
53:BV:19:LYS:HG3	53:BV:20:LEU:N	2.28	0.47
19:AS:40:ILE:CG1	19:AS:71:LEU:HD23	2.43	0.47
36:BB:48:A:O2'	36:BB:49:C:H5'	2.15	0.47
10:AJ:34:VAL:HG13	10:AJ:73:ASP:O	2.14	0.47
24:AY:15:ILE:HD12	24:AY:81:ILE:HA	1.96	0.47
1:AA:1142:G:H2'	1:AA:1143:G:C5'	2.43	0.47
56:BY:73:ARG:O	56:BY:74:PRO:O	2.33	0.47
35:BA:271(F):C:C2'	35:BA:271(G):C:H5'	2.45	0.47
2:AB:19:HIS:HD2	2:AB:189:ASP:OD2	1.97	0.47
33:B8:33:ASN:CA	33:B8:36:LYS:HD2	2.43	0.47
33:B8:7:HIS:HB3	33:B8:10:ALA:HB3	1.96	0.47
40:BF:123:LEU:HD13	40:BF:192:LEU:HD22	1.96	0.47
35:BA:2884:U:H2'	35:BA:2885:C:O4'	2.15	0.47
35:BA:1658:C:C2	35:BA:1659:U:C5	3.03	0.47
35:BA:2126:A:C4'	35:BA:2127:G:O5'	2.58	0.47
38:BD:71:ASP:HB2	38:BD:103:ARG:NH2	2.23	0.47
24:AY:636:PRO:HA	24:AY:641:GLN:HG3	1.97	0.47
14:AN:32:SER:HB3	14:AN:41:ARG:HB3	1.96	0.47
24:AY:404:VAL:HG12	24:AY:404:VAL:O	2.15	0.47
36:BB:64:C:O2'	36:BB:65:C:H5'	2.15	0.47
50:BS:15:ARG:O	50:BS:18:ILE:HG13	2.15	0.47
35:BA:1541:G:H4'	35:BA:1542:A:C4'	2.44	0.47
35:BA:1675:C:O2	39:BE:129:HIS:HA	2.13	0.47
36:BB:15:A:H1'	36:BB:110:G:C5	2.50	0.47
24:AY:137:ASN:ND2	24:AY:137:ASN:C	2.68	0.47
1:AA:646:U:H2'	1:AA:647:C:C6	2.50	0.47
35:BA:2688:U:H5	35:BA:2720:U:OP1	1.97	0.47
33:B8:62:LEU:HD13	35:BA:242:G:C5'	2.40	0.47
5:AE:12:LEU:CD1	5:AE:12:LEU:N	2.73	0.47
20:AT:74:LYS:HB2	20:AT:75:ASN:H	1.45	0.47
1:AA:1350:A:C5	1:AA:1351:U:C4	3.02	0.47
1:AA:1375:A:H2'	1:AA:1375:A:N3	2.28	0.47
35:BA:1600:C:C2'	35:BA:1601:G:H5'	2.45	0.47
48:BQ:134:ARG:NH2	57:BZ:122:ARG:NE	2.62	0.47
11:AK:21:ILE:HG13	11:AK:30:VAL:HG12	1.96	0.47
1:AA:718:G:C8	11:AK:116:HIS:HB3	2.49	0.47
1:AA:354:G:C2	1:AA:355:C:C6	3.03	0.47
20:AT:50:GLU:HB3	20:AT:99:LEU:HD12	1.96	0.47

Continued on next page...

Continued from previous page...

Atom-1	Atom-2	Interatomic distance (Å)	Clash overlap (Å)
35:BA:2194:G:O5'	35:BA:2194:G:H8	1.97	0.47
38:BD:145:VAL:O	38:BD:153:ALA:HA	2.15	0.47
1:AA:790:A:O5'	1:AA:790:A:H8	1.97	0.47
36:BB:112:U:H2'	36:BB:113:G:C8	2.46	0.47
38:BD:218:ARG:HB3	38:BD:219:PRO:HD2	1.97	0.47
55:BX:71:GLY:C	55:BX:72:LYS:HG3	2.34	0.47
38:BD:213:ARG:C	38:BD:215:LEU:H	2.17	0.47
4:AD:140:VAL:HG12	4:AD:141:ARG:O	2.14	0.47
35:BA:1267:U:H2'	35:BA:1268:A:H8	1.80	0.47
32:B7:19:ARG:HG2	32:B7:19:ARG:NH1	2.30	0.47
35:BA:693:C:H2'	35:BA:694:U:C6	2.50	0.47
7:AG:17:VAL:HG21	7:AG:44:TYR:CZ	2.50	0.47
35:BA:2180:U:H2'	35:BA:2181:G:O4'	2.15	0.47
37:BC:84:ILE:HG23	37:BC:95:VAL:HG12	1.96	0.47
1:AA:1158:C:O2	1:AA:1158:C:H3'	2.14	0.47
41:BG:133:LEU:CD1	41:BG:157:ILE:HB	2.44	0.47
35:BA:533:G:H1	35:BA:560:C:H42	1.61	0.47
52:BU:49:HIS:O	52:BU:52:ARG:HB2	2.15	0.47
52:BU:57:PHE:C	52:BU:59:ARG:N	2.65	0.47
10:AJ:71:LEU:HD12	10:AJ:72:VAL:H	1.79	0.47
24:AY:69:VAL:HG23	24:AY:82:ILE:HG12	1.97	0.47
53:BV:21:ARG:HG2	53:BV:21:ARG:NH1	2.23	0.47
35:BA:271(E):U:H2'	35:BA:271(F):C:H6	1.77	0.47
33:B8:50:LEU:CG	33:B8:51:ALA:H	2.28	0.47
56:BY:81:LYS:NZ	56:BY:98:VAL:O	2.47	0.47
47:BP:6:LEU:HB3	47:BP:9:ASN:ND2	2.27	0.47
35:BA:2810:A:O2'	39:BE:61:ARG:HB2	2.15	0.47
1:AA:1037:C:C5	1:AA:1038:C:N4	2.82	0.47
5:AE:101:ILE:HD13	5:AE:101:ILE:N	2.18	0.47
35:BA:1814:G:H8	35:BA:1814:G:O5'	1.97	0.47
43:BK:8:VAL:HG12	43:BK:10:LEU:HG	1.96	0.47
50:BS:28:VAL:CG1	50:BS:29:PHE:N	2.65	0.47
26:B1:5:CYS:CB	26:B1:8:SER:HG	2.28	0.47
24:AY:216:LEU:C	24:AY:216:LEU:HD23	2.35	0.47
24:AY:509:HIS:ND1	24:AY:509:HIS:O	2.47	0.47
4:AD:159:ARG:HH11	4:AD:159:ARG:HG3	1.78	0.47
4:AD:159:ARG:O	4:AD:160:GLN:C	2.52	0.47
27:B2:28:LYS:CB	27:B2:57:ILE:HD13	2.38	0.47
52:BU:44:ASN:ND2	53:BV:75:PHE:HB3	2.22	0.47
35:BA:1668:A:H61	35:BA:1676:A:N6	2.12	0.47
25:B0:40:GLN:HE21	25:B0:43:THR:HA	1.75	0.47

Continued on next page...

Continued from previous page...

Atom-1	Atom-2	Interatomic distance (Å)	Clash overlap (Å)
35:BA:1034:G:C6	35:BA:1035:U:N3	2.83	0.47
39:BE:38:THR:CB	39:BE:41:LYS:HG2	2.42	0.47
35:BA:1169:G:H1	35:BA:1180:C:H42	1.61	0.47
4:AD:98:GLU:CB	4:AD:189:PRO:HG3	2.44	0.47
4:AD:173:TRP:CB	4:AD:187:ARG:NH1	2.76	0.47
35:BA:389:G:O4'	35:BA:2413:G:C4'	2.59	0.47
35:BA:483:A:C2	35:BA:484:C:C1'	2.98	0.47
2:AB:151:GLY:O	2:AB:153:ARG:HB3	2.15	0.47
35:BA:2751:G:N2	35:BA:2751:G:OP1	2.47	0.47
1:AA:1494:G:N3	1:AA:1494:G:H2'	2.29	0.47
1:AA:950:U:H2'	1:AA:951:G:C8	2.50	0.47
1:AA:1440:C:C2'	1:AA:1441:G:H5'	2.43	0.47
8:AH:64:LYS:HD2	8:AH:79:VAL:HG21	1.97	0.47
8:AH:93:VAL:O	8:AH:132:GLU:HA	2.15	0.47
24:AY:603:GLU:C	24:AY:676:TYR:HD1	2.17	0.47
35:BA:1465:G:C4	35:BA:1466:G:C8	3.03	0.47
1:AA:1109:C:H2'	1:AA:1110:A:H5'	1.96	0.47
35:BA:123:G:C6	35:BA:124:G:C5	3.02	0.47
35:BA:863:A:O2'	36:BB:101:G:H1'	2.14	0.47
35:BA:318:C:H6	35:BA:318:C:O5'	1.98	0.47
24:AY:33:LEU:N	24:AY:33:LEU:HD12	2.29	0.47
1:AA:532:A:C2'	1:AA:533:A:OP1	2.63	0.47
37:BC:79:ALA:O	37:BC:120:VAL:HG11	2.14	0.47
35:BA:2055:C:H5'	35:BA:2056:G:O5'	2.15	0.47
51:BT:29:ARG:HG2	51:BT:86:ILE:N	2.30	0.47
10:AJ:62:HIS:CD2	10:AJ:62:HIS:H	2.33	0.47
40:BF:41:LEU:HD21	40:BF:44:ARG:HH21	1.80	0.47
41:BG:102:PHE:C	41:BG:104:GLU:N	2.68	0.47
41:BG:138:GLN:O	41:BG:144:ILE:HD13	2.14	0.47
29:B4:25:TYR:N	29:B4:25:TYR:CD1	2.81	0.47
24:AY:337:SER:CA	24:AY:355:LEU:HD23	2.45	0.47
24:AY:119:GLU:O	24:AY:120:THR:OG1	2.33	0.47
31:B6:15:GLU:OE2	31:B6:44:ARG:CZ	2.62	0.47
35:BA:663:G:C6	35:BA:664:C:C4	3.03	0.47
35:BA:1453:U:H2'	35:BA:1455:G:C8	2.49	0.47
49:BR:55:ALA:HA	49:BR:80:PHE:HE1	1.69	0.47
1:AA:1310:G:C2	1:AA:1328:C:N3	2.82	0.47
56:BY:97:ARG:O	56:BY:98:VAL:CB	2.63	0.47
56:BY:77:PRO:HB2	56:BY:99:CYS:SG	2.55	0.47
40:BF:3:GLU:CB	40:BF:24:LEU:HG	2.44	0.47
35:BA:1484:G:C2'	35:BA:1485:G:H5''	2.45	0.47

Continued on next page...

Continued from previous page...

Atom-1	Atom-2	Interatomic distance (Å)	Clash overlap (Å)
51:BT:108:ARG:HA	51:BT:111:ARG:HH11	1.80	0.47
35:BA:1141:U:H6	45:BN:63:THR:CG2	2.27	0.47
35:BA:285:C:C2'	35:BA:286:C:C5'	2.93	0.47
13:AM:119:GLY:C	13:AM:121:LYS:H	2.18	0.47
2:AB:124:SER:CB	2:AB:125:PRO:HD2	2.44	0.47
35:BA:1658:C:O5'	35:BA:1658:C:H6	1.98	0.47
35:BA:2155:G:O2'	35:BA:2156:G:H5'	2.15	0.47
5:AE:76:ILE:CG2	5:AE:118:ILE:HD13	2.44	0.47
38:BD:67:PHE:CE2	38:BD:157:ARG:NH2	2.83	0.47
35:BA:2572:A:C5'	35:BA:2574:G:H4'	2.32	0.47
35:BA:626:U:C2	47:BP:105:LEU:HG	2.50	0.47
1:AA:363:A:OP2	12:AL:33:ARG:HD3	2.15	0.47
1:AA:267:C:H2'	1:AA:268:C:H6	1.80	0.47
36:BB:21:G:O6	36:BB:63:G:C6	2.67	0.47
1:AA:473:G:H5'	16:AP:81:ARG:HG3	1.95	0.47
22:AV:2:G:C6	22:AV:72:A:C2	3.03	0.47
27:B2:20:GLU:O	27:B2:23:LYS:N	2.47	0.47
27:B2:53:LEU:O	27:B2:53:LEU:HD23	2.15	0.47
35:BA:1301:A:O2'	35:BA:1302:A:O5'	2.24	0.47
35:BA:1638:C:H1'	35:BA:2698:U:O2'	2.14	0.47
10:AJ:55:LYS:H	10:AJ:55:LYS:HE2	1.77	0.47
39:BE:101:ARG:CZ	39:BE:171:GLU:HB2	2.43	0.47
13:AM:58:GLU:O	13:AM:62:ASN:HB2	2.15	0.47
35:BA:2672:G:H3'	35:BA:2673:G:H5''	1.92	0.47
24:AY:451:ILE:O	24:AY:451:ILE:CG2	2.56	0.47
2:AB:21:ARG:NH2	2:AB:38:GLY:HA3	2.30	0.47
12:AL:115:LYS:O	12:AL:117:ARG:HG3	2.14	0.47
24:AY:415:PRO:O	24:AY:420:ASP:HB2	2.14	0.47
3:AC:151:VAL:O	3:AC:152:ILE:HG23	2.14	0.47
13:AM:23:TYR:HE1	13:AM:70:LEU:CD2	2.27	0.47
1:AA:1376:U:H2'	1:AA:1377:A:C8	2.48	0.47
35:BA:1577:C:H2'	35:BA:1578:U:C6	2.50	0.47
13:AM:91:ARG:HH21	19:AS:81:ARG:NH2	2.13	0.47
24:AY:408:VAL:HG23	24:AY:409:ILE:N	2.28	0.47
25:B0:78:TYR:HD1	25:B0:78:TYR:N	2.12	0.47
57:BZ:17:ALA:O	57:BZ:21:ALA:HB2	2.15	0.47
16:AP:74:LEU:O	16:AP:79:VAL:CG2	2.61	0.47
35:BA:312:G:H2'	35:BA:313:C:O4'	2.15	0.47
35:BA:483:A:H4'	56:BY:49:VAL:HA	1.97	0.47
1:AA:820:U:H4'	1:AA:821:G:OP2	2.15	0.47
35:BA:11:G:H2'	35:BA:12:U:H6	1.79	0.47

Continued on next page...

Continued from previous page...

Atom-1	Atom-2	Interatomic distance (Å)	Clash overlap (Å)
41:BG:119:GLY:O	41:BG:181:ARG:HB2	2.14	0.47
2:AB:15:VAL:C	2:AB:16:HIS:CG	2.88	0.47
42:BH:89:ILE:O	42:BH:89:ILE:CD1	2.62	0.47
38:BD:218:ARG:NH1	38:BD:218:ARG:HG3	2.30	0.47
35:BA:58:G:O2'	35:BA:59:U:H5'	2.14	0.47
15:AO:10:LYS:C	15:AO:10:LYS:HD2	2.35	0.47
1:AA:111:G:O6	1:AA:330:C:N4	2.48	0.47
1:AA:37:U:O2'	1:AA:500:G:H4'	2.15	0.47
1:AA:122:G:N1	1:AA:123:C:C2	2.83	0.47
54:BW:1:MET:CE	54:BW:62:HIS:HD2	2.27	0.47
28:B3:36:VAL:O	28:B3:37:LEU:HD23	2.15	0.47
35:BA:418:G:H2'	35:BA:419:C:H6	1.77	0.47
35:BA:425:G:C2	35:BA:426:C:C5	3.02	0.47
35:BA:2081:C:H2'	35:BA:2082:A:C8	2.46	0.47
18:AR:76:LEU:C	18:AR:78:LEU:H	2.17	0.47
6:AF:26:ILE:O	6:AF:26:ILE:CG2	2.62	0.47
35:BA:2771:C:H2'	35:BA:2772:C:H6	1.78	0.47
1:AA:1360:A:H2'	1:AA:1361:G:C8	2.50	0.47
1:AA:1361:G:H5'	1:AA:1362:C:OP2	2.15	0.47
35:BA:1268:A:O2'	35:BA:1269:A:H5'	2.14	0.47
53:BV:69:LYS:HE3	53:BV:71:LEU:CD2	2.44	0.47
7:AG:137:LYS:HA	7:AG:137:LYS:HE3	1.97	0.47
7:AG:134:ALA:O	7:AG:137:LYS:HB2	2.15	0.47
35:BA:1907:G:O2'	35:BA:1908:C:H5'	2.15	0.47
1:AA:117:G:O5'	1:AA:117:G:H8	1.98	0.47
24:AY:550:MET:CE	24:AY:563:ILE:HD11	2.43	0.47
45:BN:49:GLY:CA	45:BN:119:ARG:HH12	2.27	0.47
35:BA:1664:A:OP1	35:BA:1665:A:OP2	2.32	0.47
51:BT:87:ASP:N	51:BT:87:ASP:OD1	2.41	0.47
35:BA:1296:G:H8	35:BA:1296:G:O5'	1.97	0.47
39:BE:120:TRP:CE3	39:BE:155:LYS:HE3	2.50	0.47
24:AY:339:SER:O	24:AY:340:TYR:CD1	2.68	0.47
36:BB:51:G:N2	36:BB:52:A:N3	2.62	0.47
4:AD:200:GLU:O	4:AD:201:GLN:C	2.53	0.47
29:B4:34:GLU:CD	29:B4:34:GLU:H	2.17	0.47
37:BC:226:ASN:HA	37:BC:227:PRO:HD2	1.76	0.47
53:BV:17:GLY:O	53:BV:18:LEU:HB3	2.14	0.47
1:AA:509:A:N1	1:AA:510:A:C2	2.83	0.47
1:AA:1237:C:O5'	1:AA:1237:C:H6	1.97	0.47
35:BA:212:G:O2'	35:BA:213:A:H5'	2.15	0.47
51:BT:28:VAL:HG13	51:BT:46:GLU:CA	2.41	0.47

Continued on next page...

Continued from previous page...

Atom-1	Atom-2	Interatomic distance (Å)	Clash overlap (Å)
35:BA:2875:C:O2'	51:BT:5:ALA:HB3	2.15	0.47
35:BA:614(A):U:H5''	35:BA:614(B):G:OP2	2.15	0.47
35:BA:2307:G:H3'	35:BA:2307:G:N3	2.30	0.47
41:BG:45:GLU:CA	41:BG:45:GLU:OE1	2.63	0.47
24:AY:19:ALA:HA	24:AY:121:VAL:CG1	2.42	0.47
31:B6:35:GLU:HB2	31:B6:51:GLU:HB2	1.96	0.47
35:BA:512:G:C2'	35:BA:513:A:OP2	2.63	0.47
42:BH:12:PRO:O	42:BH:15:VAL:HG22	2.14	0.47
1:AA:1037:C:H2'	1:AA:1038:C:N1	2.30	0.47
15:AO:26:GLU:CG	15:AO:77:ARG:NH1	2.78	0.47
35:BA:2174:C:O2'	35:BA:2175:C:H5'	2.15	0.47
1:AA:703:G:O2'	1:AA:704:A:OP2	2.33	0.47
38:BD:177:LEU:O	38:BD:179:SER:N	2.48	0.47
36:BB:85:G:O2'	36:BB:86:G:C5'	2.63	0.47
35:BA:648:G:O2'	35:BA:649:G:H5'	2.15	0.47
35:BA:2754:U:C2'	35:BA:2755:C:H5'	2.45	0.47
35:BA:2070:G:H2'	35:BA:2071:A:C8	2.50	0.47
27:B2:59:ARG:HG2	27:B2:59:ARG:H	1.31	0.47
35:BA:545:C:C3'	35:BA:547:A:C5'	2.86	0.47
48:BQ:135:ASP:O	48:BQ:138:ASP:OD2	2.32	0.47
54:BW:107:LEU:H	54:BW:107:LEU:CD2	2.20	0.47
49:BR:41:ALA:C	49:BR:43:GLU:N	2.68	0.47
35:BA:1176:G:O2'	35:BA:1178:C:C6	2.64	0.47
18:AR:79:LEU:CD2	18:AR:80:PRO:HD2	2.43	0.47
35:BA:2872:G:C2	35:BA:2873:A:N6	2.83	0.47
35:BA:1742:G:H2'	35:BA:1743:C:O4'	2.15	0.47
35:BA:2170:A:H5''	37:BC:135:ARG:NH2	2.24	0.47
35:BA:1497:U:C2	35:BA:1578:U:OP1	2.68	0.47
24:AY:211:GLU:HG3	24:AY:212:TYR:N	2.30	0.47
24:AY:166:LEU:HD21	24:AY:212:TYR:CD2	2.50	0.47
19:AS:61:TYR:CG	19:AS:62:ILE:N	2.79	0.47
40:BF:75:HIS:HE1	40:BF:82:ILE:HD11	1.80	0.47
51:BT:82:LEU:N	51:BT:82:LEU:CD1	2.74	0.47
35:BA:118:A:N3	35:BA:178:G:H1'	2.30	0.47
35:BA:911:A:H2'	48:BQ:9:TYR:OH	2.15	0.47
1:AA:328:C:O2'	1:AA:329:A:OP2	2.24	0.47
24:AY:226:ASN:C	24:AY:228:MET:H	2.17	0.47
42:BH:122:THR:HG22	42:BH:123:PHE:N	2.29	0.47
1:AA:1005:A:H3'	1:AA:1006:C:C5'	2.45	0.47
1:AA:1006:C:H2'	1:AA:1007:C:C6	2.49	0.47
15:AO:39:LEU:HD22	15:AO:43:LEU:CD1	2.45	0.47

Continued on next page...

Continued from previous page...

Atom-1	Atom-2	Interatomic distance (Å)	Clash overlap (Å)
6:AF:62:TRP:O	6:AF:63:TYR:CG	2.68	0.47
1:AA:956:U:O2'	1:AA:957:U:H5'	2.15	0.47
16:AP:5:ARG:HE	16:AP:22:THR:HG21	1.78	0.47
35:BA:42:G:H2'	35:BA:42:G:N3	2.30	0.47
35:BA:1472:A:O2'	35:BA:1473:G:H5'	2.15	0.47
22:AV:74:C:H3'	22:AV:74:C:OP2	2.15	0.47
8:AH:11:THR:HA	8:AH:14:ARG:NH1	2.29	0.47
35:BA:2086:U:H2'	35:BA:2087:G:C8	2.50	0.47
5:AE:150:ARG:O	5:AE:150:ARG:HG2	2.14	0.47
24:AY:499:ARG:HH12	35:BA:1913:A:P	2.38	0.47
1:AA:1468:A:H2'	1:AA:1469:G:O4'	2.14	0.47
1:AA:509:A:N3	1:AA:509:A:H2'	2.30	0.47
4:AD:31:CYS:O	4:AD:32:ALA:CB	2.63	0.47
1:AA:1300:G:C2'	1:AA:1301:U:OP2	2.63	0.47
1:AA:1318:A:C1'	19:AS:37:ARG:NH2	2.72	0.47
35:BA:1709:U:H3	35:BA:1749:A:N6	2.12	0.47
24:AY:122:TRP:O	24:AY:124:GLN:N	2.47	0.47
24:AY:434:GLU:O	24:AY:435:ASP:HB2	2.14	0.47
1:AA:1140:C:O2'	1:AA:1141:C:H5'	2.15	0.47
35:BA:85:G:OP1	56:BY:30:VAL:HB	2.15	0.47
56:BY:74:PRO:O	56:BY:80:GLY:HA2	2.15	0.47
31:B6:35:GLU:HG3	31:B6:36:LEU:H	1.80	0.47
40:BF:24:LEU:HD22	40:BF:24:LEU:N	2.30	0.47
35:BA:2889:C:H2'	35:BA:2891:G:C8	2.50	0.47
36:BB:87:G:H2'	36:BB:88:C:H5'	1.97	0.47
35:BA:94:C:H5'	35:BA:94(A):G:OP2	2.14	0.47
50:BS:73:LEU:HD23	50:BS:73:LEU:C	2.34	0.47
35:BA:532:A:N3	35:BA:532:A:C2'	2.78	0.47
35:BA:954:G:O2'	35:BA:955:C:H5'	2.15	0.47
47:BP:17:LYS:C	47:BP:19:VAL:N	2.67	0.47
35:BA:1314:C:N3	35:BA:1339:G:C2	2.83	0.47
54:BW:51:LEU:HD13	54:BW:51:LEU:C	2.34	0.47
4:AD:125:HIS:C	4:AD:126:ILE:HD12	2.36	0.47
39:BE:27:LEU:CD1	39:BE:181:LEU:HD13	2.45	0.47
24:AY:495:GLY:O	24:AY:510:VAL:N	2.43	0.47
27:B2:59:ARG:O	27:B2:62:THR:N	2.47	0.47
1:AA:1169:A:H2'	1:AA:1170:A:C8	2.50	0.47
35:BA:2693:A:H2'	35:BA:2694:G:C8	2.49	0.47
1:AA:318:G:C2	1:AA:336:C:N3	2.83	0.47
47:BP:16:ARG:HD3	47:BP:18:ARG:N	2.23	0.47
6:AF:16:GLN:HA	6:AF:19:LEU:HB3	1.95	0.47

Continued on next page...

Continued from previous page...

Atom-1	Atom-2	Interatomic distance (Å)	Clash overlap (Å)
1:AA:1118:C:OP1	9:AI:104:ARG:NH1	2.47	0.47
29:B4:41:PRO:CA	29:B4:42:PHE:CD1	2.98	0.47
9:AI:74:ILE:O	9:AI:74:ILE:HG22	2.14	0.47
35:BA:120:U:O2	35:BA:120:U:C2'	2.58	0.47
24:AY:655:TYR:HD2	24:AY:669:PHE:CE2	2.33	0.47
24:AY:108:PHE:N	24:AY:135:PHE:O	2.40	0.47
35:BA:1493:C:H4'	35:BA:1494:A:OP2	2.14	0.47
26:B1:66:HIS:C	26:B1:68:PRO:HD2	2.36	0.47
35:BA:2840:C:H2'	35:BA:2841:C:H6	1.78	0.47
42:BH:127:GLU:HB3	42:BH:128:PRO:CD	2.42	0.47
26:B1:59:THR:O	26:B1:91:LYS:CE	2.62	0.47
38:BD:213:ARG:HD2	38:BD:213:ARG:HA	1.40	0.47
39:BE:3:GLY:C	39:BE:4:ILE:HG22	2.35	0.47
1:AA:25:C:H2'	1:AA:26:A:C8	2.50	0.47
1:AA:190:U:O2'	1:AA:191:G:H5'	2.15	0.47
35:BA:468:G:H2'	35:BA:469:G:O4'	2.15	0.47
35:BA:41:C:H2'	35:BA:42:G:C1'	2.45	0.47
35:BA:55:G:H2'	35:BA:56:A:H8	1.79	0.47
35:BA:2320:A:C2	35:BA:2333:A:C8	3.03	0.47
35:BA:589:C:O2'	35:BA:590:A:H5'	2.15	0.47
24:AY:199:ILE:O	24:AY:199:ILE:HD12	2.15	0.47
5:AE:105:VAL:N	5:AE:106:PRO:HD2	2.30	0.47
42:BH:36:PRO:HG2	42:BH:36:PRO:O	2.15	0.47
35:BA:350:U:H2'	35:BA:351:G:O4'	2.15	0.47
1:AA:106:C:C2'	1:AA:107:G:H5'	2.45	0.47
37:BC:127:LYS:C	37:BC:128:LEU:HG	2.35	0.47
19:AS:6:LYS:H	19:AS:6:LYS:HZ2	1.62	0.47
35:BA:2051:A:C4'	39:BE:141:ILE:HD13	2.45	0.47
35:BA:2579:C:H6	35:BA:2579:C:O5'	1.97	0.47
35:BA:613:G:H5'	35:BA:613:G:H8	1.80	0.47
41:BG:67:LYS:CD	41:BG:68:PRO:HD2	2.44	0.47
24:AY:117:GLN:NE2	24:AY:119:GLU:HG3	2.30	0.47
56:BY:7:VAL:HB	56:BY:8:LYS:CE	2.45	0.47
17:AQ:52:LYS:N	17:AQ:52:LYS:CD	2.67	0.47
45:BN:67:LEU:HB3	45:BN:88:GLU:HG2	1.97	0.47
35:BA:2395:C:H2'	35:BA:2396:G:H8	1.79	0.47
4:AD:61:LYS:CE	4:AD:62:GLN:NE2	2.77	0.47
47:BP:83:VAL:HG11	47:BP:112:LEU:HD21	1.97	0.47
35:BA:1197:G:H2'	35:BA:1198:U:H6	1.79	0.47
12:AL:105:TYR:O	12:AL:107:ALA:N	2.48	0.47
35:BA:674:G:C1'	40:BF:74:ARG:HD3	2.43	0.47

Continued on next page...

Continued from previous page...

Atom-1	Atom-2	Interatomic distance (Å)	Clash overlap (Å)
22:AV:2:G:N1	22:AV:3:C:C4	2.83	0.47
1:AA:1164:G:O2'	1:AA:1165:C:H5'	2.14	0.47
35:BA:392:C:H6	35:BA:392:C:O5'	1.97	0.47
35:BA:1541:G:OP2	35:BA:1542:A:OP1	2.32	0.47
35:BA:1669:A:O3'	35:BA:2549:G:H5'	2.14	0.47
34:B9:1:MET:SD	35:BA:2478:A:OP2	2.73	0.47
35:BA:1374:G:H2'	35:BA:1375:C:C6	2.50	0.47
54:BW:20:VAL:O	54:BW:23:LEU:N	2.46	0.47
1:AA:867:G:H2'	1:AA:868:C:H6	1.79	0.47
37:BC:140:ASN:HB3	37:BC:143:ALA:HB3	1.97	0.47
4:AD:152:SER:O	4:AD:154:ASN:N	2.48	0.47
46:BO:13:ASN:HD21	46:BO:97:ARG:HG2	1.79	0.47
54:BW:4:LYS:HA	54:BW:106:ILE:HG22	1.96	0.47
40:BF:62:ARG:NH2	40:BF:64:ILE:HA	2.31	0.47
49:BR:53:HIS:C	49:BR:53:HIS:HD1	2.17	0.47
35:BA:868:U:C4	35:BA:869:G:N7	2.82	0.47
24:AY:647:VAL:HG21	24:AY:652:MET:SD	2.55	0.47
24:AY:231:TYR:CE2	44:BL:80:LEU:HD23	2.46	0.47
55:BX:70:LEU:C	55:BX:70:LEU:HD23	2.35	0.47
1:AA:59:A:H3'	1:AA:331:G:H22	1.80	0.47
47:BP:136:GLU:O	47:BP:139:LYS:HB3	2.15	0.47
1:AA:957:U:O2	1:AA:959:A:H8	1.98	0.47
1:AA:542:G:H5'	4:AD:41:GLY:HA2	1.96	0.47
33:B8:8:LYS:HE3	35:BA:245:G:O6	2.15	0.47
7:AG:23:VAL:HG13	7:AG:43:PHE:CE2	2.50	0.47
5:AE:6:PHE:CD1	5:AE:6:PHE:N	2.83	0.47
8:AH:112:LEU:HD23	8:AH:112:LEU:O	2.14	0.47
54:BW:79:GLY:C	54:BW:100:THR:HG23	2.35	0.47
35:BA:2859:G:H2'	35:BA:2860:A:C8	2.49	0.47
1:AA:803:G:C6	1:AA:804:U:C4	3.03	0.47
57:BZ:120:ILE:HG22	57:BZ:120:ILE:O	2.14	0.47
18:AR:60:ALA:O	18:AR:61:LYS:C	2.53	0.47
1:AA:52:G:H2'	1:AA:53:A:O4'	2.14	0.47
38:BD:35:LYS:CG	38:BD:63:ARG:CG	2.88	0.46
52:BU:91:ASP:O	52:BU:95:LEU:HB2	2.14	0.46
38:BD:267:SER:HA	38:BD:270:ILE:CG1	2.43	0.46
12:AL:41:ARG:CB	12:AL:41:ARG:HH11	2.27	0.46
29:B4:25:TYR:O	41:BG:105:LYS:NZ	2.48	0.46
41:BG:87:PRO:O	41:BG:88:ILE:CD1	2.57	0.46
33:B8:50:LEU:O	33:B8:52:LYS:N	2.41	0.46
31:B6:39:TYR:OH	35:BA:2347:C:OP1	2.21	0.46

Continued on next page...

Continued from previous page...

Atom-1	Atom-2	Interatomic distance (Å)	Clash overlap (Å)
35:BA:2400:G:N2	35:BA:2417:C:C2	2.83	0.46
35:BA:272(G):C:C3'	35:BA:272(H):C:H5''	2.43	0.46
35:BA:1245:G:H5''	40:BF:34:TRP:CZ2	2.42	0.46
35:BA:1142(A):A:C5	35:BA:1144:G:N7	2.83	0.46
1:AA:1003:G:N2	1:AA:1004:A:H1'	2.30	0.46
36:BB:89:G:N1	36:BB:90:A:C2	2.83	0.46
35:BA:654(A):G:H2'	35:BA:654(B):C:O4'	2.15	0.46
24:AY:91:THR:O	24:AY:93:GLU:N	2.48	0.46
35:BA:2469:A:O3'	48:BQ:56:ARG:NH1	2.48	0.46
39:BE:32:PRO:CA	39:BE:90:THR:HG23	2.45	0.46
35:BA:803:U:H2'	35:BA:804:A:H5'	1.95	0.46
2:AB:222:ILE:O	2:AB:226:ARG:HB2	2.15	0.46
57:BZ:41:LEU:O	57:BZ:44:PHE:HB3	2.15	0.46
35:BA:1114:G:OP2	35:BA:1114:G:H8	1.99	0.46
35:BA:1830:C:H6	35:BA:1830:C:O5'	1.97	0.46
1:AA:1423:G:H5''	46:BO:49:ARG:NH2	2.30	0.46
18:AR:50:ILE:HD11	18:AR:74:ARG:CZ	2.45	0.46
57:BZ:115:GLY:CA	57:BZ:177:PRO:HG3	2.45	0.46
37:BC:139:PRO:HA	37:BC:145:THR:HB	1.98	0.46
19:AS:65:ASN:O	19:AS:67:VAL:HG23	2.15	0.46
20:AT:39:LYS:HE2	20:AT:55:ILE:HG13	1.97	0.46
43:BK:131:ALA:HA	43:BK:136:VAL:HG13	1.96	0.46
39:BE:177:PRO:CG	39:BE:178:GLU:N	2.78	0.46
2:AB:178:ARG:HA	2:AB:178:ARG:HD3	1.68	0.46
24:AY:394:ALA:HB1	24:AY:395:PRO:CD	2.44	0.46
35:BA:1275:A:C4	49:BR:16:HIS:ND1	2.83	0.46
16:AP:74:LEU:O	16:AP:77:ALA:HB3	2.15	0.46
35:BA:1344:G:H5'	35:BA:1384:A:C6	2.50	0.46
40:BF:66:PRO:O	40:BF:67:GLN:HB3	2.15	0.46
40:BF:199:TRP:O	40:BF:199:TRP:CE3	2.68	0.46
35:BA:2852:G:H2'	35:BA:2853:C:H6	1.76	0.46
35:BA:1232:G:H2'	35:BA:1233:C:C6	2.49	0.46
22:AV:65:C:H2'	22:AV:66:C:H5'	1.97	0.46
46:BO:3:GLN:HB2	46:BO:4:PRO:HD2	1.96	0.46
35:BA:2177:C:O2	37:BC:173:HIS:HE1	1.98	0.46
1:AA:315:A:O2'	1:AA:316:G:P	2.73	0.46
35:BA:1423:G:H2'	35:BA:1424:G:O4'	2.15	0.46
35:BA:519:U:O2'	35:BA:520:G:H5'	2.15	0.46
39:BE:34:VAL:O	39:BE:35:GLN:HB2	2.15	0.46
1:AA:46:G:H2'	1:AA:366:C:C5	2.51	0.46
35:BA:398:G:H2'	35:BA:399:G:C8	2.50	0.46

Continued on next page...

Continued from previous page...

Atom-1	Atom-2	Interatomic distance (Å)	Clash overlap (Å)
14:AN:47:LEU:O	14:AN:50:LYS:N	2.48	0.46
16:AP:2:VAL:HG22	16:AP:2:VAL:O	2.15	0.46
1:AA:526:C:C5	1:AA:527:G:H1'	2.50	0.46
35:BA:823:G:C6	35:BA:824:A:N6	2.83	0.46
37:BC:95:VAL:CG1	37:BC:96:GLY:H	2.26	0.46
35:BA:769:G:H4'	35:BA:1379:A:C6	2.49	0.46
35:BA:184:C:H2'	35:BA:185:U:H6	1.81	0.46
16:AP:59:TRP:CE3	16:AP:59:TRP:HA	2.50	0.46
46:BO:77:ILE:HD11	51:BT:72:VAL:HG11	1.97	0.46
41:BG:46:ALA:C	41:BG:51:ARG:HG3	2.36	0.46
35:BA:1751:C:O2'	35:BA:2861:G:H4'	2.15	0.46
10:AJ:5:ARG:HA	10:AJ:73:ASP:OD1	2.16	0.46
24:AY:89:ASP:OD2	24:AY:457:LEU:HD12	2.15	0.46
9:AI:60:ASP:O	9:AI:61:ALA:O	2.34	0.46
9:AI:8:GLY:HA2	9:AI:79:LEU:HD12	1.97	0.46
56:BY:13:VAL:HG23	56:BY:74:PRO:HA	1.96	0.46
31:B6:8:LYS:HA	31:B6:27:LYS:HA	1.98	0.46
35:BA:2282:G:O2'	35:BA:2283:C:OP2	2.25	0.46
30:B5:30:LEU:HA	30:B5:41:PRO:HA	1.97	0.46
35:BA:1012:U:O4	45:BN:28:THR:CG2	2.57	0.46
47:BP:100:LEU:HA	47:BP:103:ALA:HB3	1.96	0.46
35:BA:820:A:C2	35:BA:943:U:H4'	2.49	0.46
47:BP:41:ARG:HH11	47:BP:41:ARG:CA	2.22	0.46
39:BE:1:MET:HE2	39:BE:1:MET:HA	1.96	0.46
35:BA:2483:C:H5'	35:BA:2484:G:OP2	2.15	0.46
12:AL:39:VAL:O	12:AL:40:VAL:HG22	2.15	0.46
39:BE:32:PRO:HB3	39:BE:69:LYS:HB3	1.97	0.46
39:BE:76:ARG:O	39:BE:77:ILE:C	2.53	0.46
4:AD:110:PHE:CD1	4:AD:110:PHE:N	2.81	0.46
22:AV:69:C:O2'	22:AV:70:G:H5'	2.15	0.46
27:B2:21:LEU:O	27:B2:24:LEU:CB	2.59	0.46
35:BA:1638:C:O2	35:BA:2698:U:O2'	2.33	0.46
42:BH:29:PRO:HD2	42:BH:79:VAL:O	2.16	0.46
4:AD:35:ARG:C	4:AD:37:PRO:HD3	2.36	0.46
49:BR:100:LEU:N	49:BR:100:LEU:HD13	2.31	0.46
35:BA:1464:C:O2	35:BA:1464:C:H2'	2.16	0.46
25:B0:27:GLU:CD	25:B0:27:GLU:N	2.62	0.46
6:AF:35:ALA:HA	6:AF:67:MET:HB3	1.97	0.46
54:BW:110:LYS:HB3	54:BW:111:HIS:H	1.48	0.46
24:AY:99:ARG:NE	24:AY:128:TYR:HB2	2.29	0.46
37:BC:104:ILE:HG23	37:BC:108:TRP:O	2.15	0.46

Continued on next page...

Continued from previous page...

Atom-1	Atom-2	Interatomic distance (Å)	Clash overlap (Å)
40:BF:165:ARG:CB	40:BF:165:ARG:NH1	2.76	0.46
24:AY:688:ILE:HD12	24:AY:688:ILE:N	2.30	0.46
35:BA:1434:A:C2'	35:BA:1434:A:N3	2.77	0.46
36:BB:114:C:H4'	50:BS:46:VAL:HG13	1.97	0.46
35:BA:990:A:OP2	35:BA:991:C:OP2	2.34	0.46
35:BA:654(S):G:H3'	35:BA:654(T):C:C4'	2.46	0.46
48:BQ:21:THR:OG1	48:BQ:99:PRO:O	2.34	0.46
1:AA:1292:U:H2'	1:AA:1293:G:H8	1.78	0.46
35:BA:117:G:C6	35:BA:119:A:C6	3.04	0.46
1:AA:1368:G:OP2	9:AI:112:LYS:HD3	2.16	0.46
46:BO:44:LYS:HD3	46:BO:44:LYS:HA	1.75	0.46
57:BZ:127:LYS:HG2	57:BZ:162:GLU:HG3	1.97	0.46
24:AY:438:PHE:HB2	24:AY:452:SER:O	2.15	0.46
35:BA:705:A:C2	35:BA:727:A:H1'	2.51	0.46
35:BA:246:C:C2'	35:BA:247:G:H5'	2.44	0.46
35:BA:1271:G:N2	35:BA:1617:C:C1'	2.77	0.46
5:AE:139:LEU:O	5:AE:141:GLN:N	2.48	0.46
37:BC:185:LYS:O	37:BC:186:LEU:C	2.54	0.46
1:AA:602:A:H2'	1:AA:603:U:H6	1.81	0.46
35:BA:1570:A:H2'	35:BA:1571:A:C8	2.50	0.46
39:BE:54:GLN:O	39:BE:55:ASN:CG	2.54	0.46
49:BR:26:LYS:HE2	49:BR:71:GLN:H	1.80	0.46
39:BE:43:GLY:O	39:BE:44:TYR:HB3	2.15	0.46
46:BO:14:THR:HG21	46:BO:86:ILE:HD13	1.97	0.46
1:AA:1238:A:C8	1:AA:1303:C:H1'	2.49	0.46
16:AP:18:ARG:HD3	16:AP:35:LYS:HD2	1.97	0.46
46:BO:64:ARG:O	46:BO:82:ASN:HA	2.14	0.46
35:BA:1750:G:O2'	35:BA:1751:C:H5'	2.14	0.46
9:AI:84:ALA:C	9:AI:86:VAL:H	2.18	0.46
27:B2:69:ARG:HH22	35:BA:111:A:H5''	1.81	0.46
31:B6:45:LYS:HE3	35:BA:2371:G:H5''	1.96	0.46
57:BZ:151:HIS:CA	57:BZ:171:ILE:HG23	2.29	0.46
35:BA:299:A:H1'	35:BA:322:A:N6	2.30	0.46
40:BF:25:PRO:HB3	40:BF:119:ARG:HB2	1.96	0.46
38:BD:85:ASP:HB2	38:BD:92:ILE:HD12	1.97	0.46
4:AD:61:LYS:HD3	4:AD:206:PHE:CE2	2.51	0.46
24:AY:486:THR:OG1	24:AY:487:ILE:N	2.48	0.46
46:BO:113:LYS:O	46:BO:117:LEU:HD12	2.16	0.46
2:AB:119:GLU:C	2:AB:121:LEU:H	2.17	0.46
1:AA:265:G:O2'	1:AA:266:G:H5'	2.15	0.46
24:AY:230:LYS:CD	24:AY:235:GLU:OE1	2.64	0.46

Continued on next page...

Continued from previous page...

Atom-1	Atom-2	Interatomic distance (Å)	Clash overlap (Å)
35:BA:745:G:H21	35:BA:750:A:N6	2.13	0.46
1:AA:972:C:O2'	10:AJ:55:LYS:HB3	2.15	0.46
1:AA:974:A:H8	1:AA:974:A:OP1	1.99	0.46
35:BA:1061:U:H3	43:BK:11:GLN:HG2	1.80	0.46
24:AY:505:GLY:HA3	24:AY:576:ASP:CB	2.45	0.46
25:B0:60:PHE:CD1	25:B0:60:PHE:C	2.88	0.46
35:BA:1789:A:H2'	35:BA:1790:C:O4'	2.16	0.46
35:BA:1788:C:C2'	35:BA:1789:A:H5'	2.44	0.46
35:BA:1865:G:H2'	35:BA:1866:C:C5'	2.41	0.46
18:AR:44:LEU:HD11	18:AR:70:ILE:CG2	2.43	0.46
1:AA:818:G:HO2'	1:AA:820:U:H6	1.59	0.46
42:BH:70:THR:C	42:BH:72:ILE:N	2.63	0.46
35:BA:2836:U:H2'	35:BA:2837:G:C8	2.50	0.46
35:BA:960:A:H2'	35:BA:962:G:C5'	2.46	0.46
24:AY:39:ILE:CG2	24:AY:41:LYS:HG3	2.45	0.46
1:AA:9:G:H5'	5:AE:122:GLU:OE2	2.15	0.46
49:BR:117:VAL:O	49:BR:118:GLU:HB2	2.14	0.46
32:B7:48:LYS:NZ	35:BA:125:G:H21	2.13	0.46
35:BA:1263:U:H2'	35:BA:1264:G:C8	2.51	0.46
24:AY:290:LYS:HD3	24:AY:298:VAL:HG22	1.97	0.46
35:BA:41:C:N4	35:BA:437:G:H1	2.12	0.46
44:BL:110:LEU:HB3	44:BL:117:VAL:CG2	2.45	0.46
35:BA:271(K):U:H3'	35:BA:271(L):U:C5'	2.46	0.46
42:BH:94:TYR:O	42:BH:95:ARG:CB	2.64	0.46
53:BV:22:VAL:O	53:BV:22:VAL:HG23	2.15	0.46
35:BA:2062:A:N3	35:BA:2062:A:O4'	2.48	0.46
16:AP:61:SER:O	16:AP:62:VAL:HG13	2.16	0.46
53:BV:39:LEU:N	53:BV:39:LEU:HD22	2.31	0.46
2:AB:142:LEU:CD2	2:AB:146:GLN:NE2	2.78	0.46
35:BA:2056:G:C5	35:BA:2577:A:C4	3.04	0.46
41:BG:54:GLU:O	41:BG:57:ALA:HB3	2.14	0.46
1:AA:1144:G:N2	1:AA:1146:A:H62	2.14	0.46
31:B6:11:LEU:HB3	31:B6:26:ASN:HD21	1.81	0.46
31:B6:8:LYS:O	31:B6:9:LEU:HD13	2.16	0.46
33:B8:13:ARG:NH2	35:BA:250:G:OP2	2.48	0.46
33:B8:31:HIS:HE1	35:BA:2392:A:OP2	1.98	0.46
40:BF:192:LEU:CD2	40:BF:194:MET:HG3	2.43	0.46
35:BA:2787:C:C2	39:BE:61:ARG:HD3	2.50	0.46
35:BA:2887:U:H2'	35:BA:2888:C:C6	2.51	0.46
1:AA:940:C:H2'	1:AA:941:G:C8	2.50	0.46
35:BA:2395:C:H2'	35:BA:2396:G:C8	2.50	0.46

Continued on next page...

Continued from previous page...

Atom-1	Atom-2	Interatomic distance (Å)	Clash overlap (Å)
5:AE:75:THR:HG23	5:AE:76:ILE:O	2.16	0.46
36:BB:91:C:OP1	48:BQ:16:ARG:CG	2.60	0.46
43:BK:9:LYS:O	43:BK:10:LEU:O	2.33	0.46
1:AA:1026:G:C3'	1:AA:1027:C:H5'	2.44	0.46
35:BA:650:C:H3'	35:BA:651:G:H5''	1.97	0.46
47:BP:122:PRO:HA	47:BP:141:ALA:O	2.16	0.46
47:BP:146:VAL:CG1	47:BP:147:LEU:N	2.69	0.46
2:AB:121:LEU:HD21	2:AB:126:GLU:OE2	2.16	0.46
37:BC:23:ILE:CB	37:BC:229:SER:OXT	2.55	0.46
22:AV:71:C:N3	22:AV:72:A:C8	2.83	0.46
2:AB:223:ILE:O	2:AB:226:ARG:HB3	2.16	0.46
27:B2:6:VAL:HG13	27:B2:59:ARG:NH1	2.30	0.46
35:BA:1858:G:HO2'	35:BA:1859:A:H8	1.61	0.46
35:BA:1448:G:N3	35:BA:1528(A):A:H2	2.13	0.46
1:AA:652:U:C2	1:AA:752:G:N2	2.84	0.46
36:BB:74:U:C2'	36:BB:75:G:H5'	2.46	0.46
35:BA:662:G:OP1	47:BP:18:ARG:CD	2.61	0.46
1:AA:1284:C:O5'	1:AA:1284:C:H6	1.98	0.46
29:B4:31:ILE:HG23	29:B4:33:VAL:HG23	1.95	0.46
13:AM:70:LEU:O	13:AM:73:GLU:HB3	2.15	0.46
35:BA:2543:G:H2'	35:BA:2544:G:C8	2.50	0.46
48:BQ:51:ARG:O	48:BQ:54:MET:HB3	2.14	0.46
24:AY:409:ILE:HD12	24:AY:654:GLY:HA2	1.97	0.46
57:BZ:14:LYS:C	57:BZ:16:SER:H	2.18	0.46
48:BQ:17:LEU:O	48:BQ:18:LYS:HD2	2.14	0.46
4:AD:155:LEU:O	4:AD:156:GLU:C	2.54	0.46
1:AA:817:C:C5	1:AA:819:A:H1'	2.50	0.46
1:AA:1332:A:H2'	1:AA:1333:A:H8	1.80	0.46
35:BA:911:A:N1	35:BA:2277:G:O2'	2.46	0.46
5:AE:100:VAL:CG2	5:AE:100:VAL:O	2.62	0.46
35:BA:1887:C:H3'	35:BA:1888:G:H5''	1.96	0.46
1:AA:681:C:H6	1:AA:681:C:O5'	1.98	0.46
48:BQ:25:ASP:OD1	48:BQ:26:TYR:HD1	1.98	0.46
1:AA:92:C:H3'	1:AA:93:G:C8	2.50	0.46
35:BA:1335:U:P	55:BX:65:ARG:NH2	2.88	0.46
8:AH:35:ILE:HG22	8:AH:39:LEU:HD21	1.98	0.46
48:BQ:30:GLY:CA	48:BQ:107:ALA:HB2	2.46	0.46
35:BA:474:G:H4'	35:BA:475:U:OP1	2.14	0.46
42:BH:94:TYR:CD2	42:BH:107:VAL:HG12	2.50	0.46
40:BF:153:SER:HA	40:BF:172:TRP:O	2.15	0.46
35:BA:503:A:O2'	35:BA:504:U:O5'	2.30	0.46

Continued on next page...

Continued from previous page...

Atom-1	Atom-2	Interatomic distance (Å)	Clash overlap (Å)
38:BD:37:LEU:HD23	38:BD:37:LEU:HA	1.59	0.46
35:BA:2582:G:N3	35:BA:2582:G:H2'	2.30	0.46
4:AD:22:LYS:HB3	4:AD:22:LYS:NZ	2.31	0.46
35:BA:1978:A:C5	35:BA:1979:C:C5	3.04	0.46
1:AA:477:A:O2'	1:AA:479:C:H5'	2.15	0.46
9:AI:111:ARG:O	9:AI:113:LYS:HD2	2.15	0.46
1:AA:432:A:C8	1:AA:433:C:C5	3.04	0.46
35:BA:2425:A:H5''	35:BA:2426:A:H3'	1.98	0.46
1:AA:1296:C:C6	1:AA:1297:C:C5	3.02	0.46
1:AA:1239:A:C2'	1:AA:1298:C:H42	2.19	0.46
35:BA:2734:A:H2'	35:BA:2735:G:H5'	1.97	0.46
1:AA:1316:G:O2'	14:AN:18:VAL:HG11	2.16	0.46
41:BG:58:GLN:C	41:BG:60:LEU:N	2.69	0.46
47:BP:47:ASP:CB	47:BP:51:PHE:HB2	2.46	0.46
49:BR:79:LEU:HD22	49:BR:79:LEU:O	2.15	0.46
35:BA:2893:G:H5'	35:BA:2894:G:C5'	2.46	0.46
1:AA:1227:A:C2'	13:AM:117:VAL:HG21	2.45	0.46
13:AM:121:LYS:HD3	13:AM:121:LYS:H	1.77	0.46
22:AV:75:C:C6	22:AV:75:C:C3'	2.98	0.46
35:BA:2008:C:H2'	35:BA:2009:G:C8	2.50	0.46
8:AH:109:ILE:HG12	8:AH:110:ALA:H	1.79	0.46
41:BG:162:THR:O	41:BG:163:ALA:C	2.52	0.46
24:AY:238:THR:HG23	24:AY:240:GLU:CG	2.39	0.46
52:BU:8:VAL:CG2	52:BU:12:ARG:HE	2.28	0.46
57:BZ:108:PRO:HG2	57:BZ:111:VAL:HG23	1.96	0.46
35:BA:294:A:C2'	35:BA:295:G:H5'	2.44	0.46
51:BT:55:ASN:H	51:BT:59:THR:HG21	1.80	0.46
1:AA:19:C:O2'	1:AA:20:U:H5'	2.15	0.46
13:AM:56:LEU:HD13	13:AM:60:VAL:HG23	1.97	0.46
50:BS:83:LYS:HE2	50:BS:83:LYS:HB3	1.66	0.46
1:AA:36:C:H4'	12:AL:122:THR:O	2.16	0.46
24:AY:99:ARG:HA	24:AY:128:TYR:CZ	2.51	0.46
13:AM:11:ARG:HG2	13:AM:12:ASN:H	1.80	0.46
13:AM:19:LEU:H	13:AM:19:LEU:HD22	1.78	0.46
1:AA:1347:G:C6	9:AI:107:ARG:NH2	2.84	0.46
1:AA:1370:G:C2	1:AA:1371:G:N7	2.84	0.46
1:AA:1378:C:OP1	7:AG:7:ALA:CB	2.63	0.46
2:AB:73:THR:HG23	2:AB:170:GLU:OE2	2.15	0.46
35:BA:2801:A:N3	35:BA:2801:A:H2'	2.31	0.46
37:BC:72:GLN:HB3	37:BC:74:ARG:HH12	1.79	0.46
37:BC:74:ARG:H	37:BC:112:ASP:HB2	1.80	0.46

Continued on next page...

Continued from previous page...

Atom-1	Atom-2	Interatomic distance (Å)	Clash overlap (Å)
5:AE:40:ARG:HG2	5:AE:40:ARG:HH11	1.80	0.46
57:BZ:20:ARG:HG3	57:BZ:21:ALA:N	2.31	0.46
35:BA:1509(B):A:H2'	35:BA:1510:G:C8	2.51	0.46
35:BA:1493:C:H2'	35:BA:1493:C:O2	2.15	0.46
53:BV:64:HIS:ND1	53:BV:92:THR:HG22	2.30	0.46
1:AA:328:C:C2'	1:AA:329:A:OP2	2.63	0.46
24:AY:607:ARG:O	24:AY:671:MET:HA	2.14	0.46
38:BD:248:SER:CB	38:BD:249:PRO:HD2	2.43	0.46
56:BY:105:ALA:O	56:BY:106:LEU:HB2	2.15	0.46
35:BA:1290:C:H2'	35:BA:1291:C:C6	2.50	0.46
1:AA:936:C:C2'	1:AA:937:A:H5'	2.44	0.46
35:BA:876:C:H2'	35:BA:877:U:O4'	2.16	0.46
1:AA:994:A:N7	1:AA:1216:G:H4'	2.30	0.46
35:BA:654(P):C:C5	35:BA:654(Q):C:C5	3.03	0.46
1:AA:680:C:H6	1:AA:680:C:O5'	1.99	0.46
41:BG:6:ALA:O	41:BG:7:LEU:C	2.53	0.46
8:AH:100:ILE:HD13	8:AH:112:LEU:HD11	1.97	0.46
1:AA:1430:C:H2'	1:AA:1431:C:C6	2.51	0.46
35:BA:608:A:C6	35:BA:609:A:C6	3.04	0.46
35:BA:2181:G:O5'	35:BA:2181:G:H8	1.98	0.46
4:AD:200:GLU:H	4:AD:200:GLU:CD	2.17	0.46
1:AA:853:G:O2'	1:AA:854:G:H5'	2.15	0.46
3:AC:53:ALA:O	3:AC:54:ARG:HG3	2.16	0.46
1:AA:883:C:O2'	1:AA:884:U:H5'	2.15	0.46
35:BA:182:A:C2	35:BA:183:C:C2	3.04	0.46
37:BC:78:ILE:HG21	37:BC:124:VAL:CG2	2.45	0.46
35:BA:2245:U:H5'	35:BA:2246:G:C5'	2.37	0.46
1:AA:1303:C:C2'	1:AA:1304:G:H5'	2.45	0.46
24:AY:157:LEU:N	24:AY:157:LEU:CD2	2.61	0.46
25:B0:11:ARG:CB	25:B0:11:ARG:NH1	2.62	0.46
53:BV:38:LEU:HD12	53:BV:56:SER:CA	2.41	0.46
35:BA:2055:C:H5'	35:BA:2056:G:H5''	1.97	0.46
12:AL:41:ARG:HD2	12:AL:43:VAL:HG12	1.98	0.46
41:BG:138:GLN:OE1	41:BG:153:ARG:HG2	2.16	0.46
41:BG:46:ALA:HA	41:BG:51:ARG:HB3	1.98	0.46
35:BA:1749:A:N6	35:BA:1750:G:C5	2.83	0.46
31:B6:17:LYS:O	31:B6:20:ASN:ND2	2.49	0.46
31:B6:47:THR:HG23	31:B6:49:HIS:ND1	2.31	0.46
35:BA:2343:C:H2'	35:BA:2344:U:C6	2.51	0.46
31:B6:38:LYS:HB3	35:BA:2344:U:C5'	2.46	0.46
35:BA:643:A:C2'	35:BA:644:A:H5'	2.45	0.46

Continued on next page...

Continued from previous page...

Atom-1	Atom-2	Interatomic distance (Å)	Clash overlap (Å)
35:BA:28:A:H1'	35:BA:513:A:C2	2.51	0.46
30:B5:33:CYS:O	30:B5:34:PRO:C	2.52	0.46
38:BD:142:VAL:CG2	38:BD:192:THR:C	2.84	0.46
19:AS:31:ILE:O	19:AS:31:ILE:HG23	2.16	0.46
27:B2:46:GLN:OE1	27:B2:46:GLN:HA	2.14	0.46
9:AI:114:TYR:HD1	9:AI:114:TYR:H	1.64	0.46
10:AJ:51:ARG:H	10:AJ:60:ARG:HA	1.81	0.46
5:AE:107:ARG:HG2	5:AE:108:ALA:N	2.29	0.46
1:AA:473:G:O2'	1:AA:474:G:H5'	2.16	0.46
5:AE:15:ARG:HG3	5:AE:28:PHE:CZ	2.50	0.46
40:BF:74:ARG:O	40:BF:74:ARG:CG	2.64	0.46
20:AT:62:LEU:HA	20:AT:65:LYS:HB2	1.98	0.46
35:BA:979:G:N2	35:BA:985:C:N4	2.63	0.46
2:AB:88:ALA:HB2	2:AB:219:VAL:CG1	2.46	0.46
1:AA:961:U:OP2	1:AA:1223:C:H4'	2.15	0.46
13:AM:54:VAL:O	13:AM:56:LEU:N	2.48	0.46
1:AA:436:C:O2'	1:AA:437:U:P	2.74	0.46
1:AA:132:C:H5'	1:AA:262:A:H1'	1.97	0.46
35:BA:2454:G:C2'	35:BA:2455:G:H5'	2.46	0.46
32:B7:45:ALA:O	32:B7:46:VAL:CG2	2.64	0.46
17:AQ:48:GLU:O	17:AQ:49:GLU:C	2.53	0.46
48:BQ:110:THR:HG22	48:BQ:113:GLN:OE1	2.15	0.46
35:BA:2627:G:H2'	35:BA:2628:C:C6	2.51	0.46
35:BA:2428:G:H4'	35:BA:2429:G:O5'	2.15	0.46
41:BG:119:GLY:CA	41:BG:181:ARG:H	2.28	0.46
35:BA:2617:C:O2'	35:BA:2618:G:H5'	2.16	0.46
35:BA:1683:C:O2'	35:BA:1684:C:H5'	2.16	0.46
55:BX:56:THR:OG1	55:BX:57:LEU:N	2.47	0.46
6:AF:7:ASN:OD1	6:AF:62:TRP:CD1	2.67	0.46
1:AA:748:C:O2'	1:AA:749:C:O5'	2.34	0.46
35:BA:1278:A:H1'	49:BR:27:SER:OG	2.16	0.46
11:AK:79:SER:CB	11:AK:106:LYS:HD2	2.46	0.46
1:AA:55:A:H1'	24:AY:321:TYR:HA	1.97	0.46
4:AD:106:TYR:CE1	4:AD:113:SER:HA	2.51	0.46
1:AA:1327:C:OP2	21:AU:12:LYS:NZ	2.47	0.46
37:BC:126:SER:O	37:BC:128:LEU:N	2.49	0.46
1:AA:414:A:H2'	1:AA:415:A:O4'	2.16	0.46
1:AA:1237:C:H5''	1:AA:1238:A:O4'	2.16	0.46
53:BV:47:VAL:HB	53:BV:50:PRO:O	2.15	0.46
14:AN:18:VAL:CG2	14:AN:19:ARG:N	2.78	0.46
19:AS:6:LYS:N	19:AS:6:LYS:CE	2.78	0.46

Continued on next page...

Continued from previous page...

Atom-1	Atom-2	Interatomic distance (Å)	Clash overlap (Å)
35:BA:2056:G:N2	35:BA:2057:A:N9	2.64	0.46
27:B2:38:GLN:CA	27:B2:41:ILE:HG12	2.46	0.46
46:BO:77:ILE:HD11	51:BT:72:VAL:CG1	2.46	0.46
46:BO:7:TYR:C	46:BO:8:LEU:HD22	2.36	0.46
10:AJ:27:ALA:CA	10:AJ:85:LEU:HD11	2.46	0.46
2:AB:207:ALA:O	2:AB:208:ILE:C	2.54	0.46
35:BA:511:U:H5	35:BA:512:G:C5	2.34	0.46
40:BF:24:LEU:O	40:BF:26:ALA:N	2.46	0.46
35:BA:1005:C:N3	35:BA:1143:A:C2	2.84	0.46
1:AA:1004:A:H5'	1:AA:1025:U:H3	1.81	0.46
15:AO:76:GLU:C	15:AO:78:TYR:N	2.68	0.46
35:BA:2073:C:N4	35:BA:2436:G:H1	2.12	0.46
38:BD:200:ASP:O	38:BD:201:HIS:C	2.53	0.46
35:BA:2297:C:H2'	35:BA:2298:A:C5'	2.45	0.46
47:BP:85:LEU:N	47:BP:85:LEU:HD23	2.18	0.46
35:BA:365:C:H6	35:BA:365:C:C5'	2.28	0.46
1:AA:250:A:H4'	1:AA:251:G:O5'	2.15	0.46
35:BA:581:C:C2	35:BA:582:G:N7	2.84	0.46
1:AA:1125:U:H2'	1:AA:1126:U:H2'	1.98	0.46
1:AA:1253:G:C2	1:AA:1254:C:C2	3.04	0.46
1:AA:961:U:O2	1:AA:983:A:H2'	2.16	0.46
50:BS:15:ARG:HB3	50:BS:18:ILE:CD1	2.43	0.46
22:AV:52:G:C2	22:AV:53:G:C8	3.03	0.46
1:AA:436:C:O2'	1:AA:437:U:C6	2.66	0.46
13:AM:49:THR:C	13:AM:51:ALA:N	2.68	0.46
35:BA:2118:U:OP1	35:BA:2148:G:H4'	2.16	0.46
9:AI:49:PRO:O	9:AI:52:ALA:HB3	2.15	0.46
35:BA:880:G:O2'	35:BA:881:G:H5'	2.16	0.46
35:BA:918:A:H5'	36:BB:98:G:O2'	2.16	0.46
36:BB:34:U:O4	36:BB:44:G:H2'	2.15	0.46
1:AA:522:C:N4	12:AL:53:ARG:HH22	2.06	0.46
35:BA:936:C:H2'	35:BA:937:U:H6	1.80	0.46
35:BA:645:C:C5'	35:BA:645:C:O2	2.59	0.46
20:AT:49:ALA:HB3	20:AT:99:LEU:HG	1.94	0.46
35:BA:1186:G:H2'	35:BA:1187:G:C5'	2.45	0.46
35:BA:1237:A:O2'	35:BA:1238:G:P	2.74	0.46
8:AH:86:ILE:HG13	8:AH:133:LEU:HD22	1.98	0.46
1:AA:514:C:H2'	1:AA:515:G:H8	1.80	0.46
35:BA:2037:G:C6	35:BA:2038:G:C6	3.03	0.46
35:BA:1097:U:H2'	35:BA:1098:A:H5'	1.97	0.46
46:BO:4:PRO:HA	46:BO:21:CYS:SG	2.56	0.46

Continued on next page...

Continued from previous page...

Atom-1	Atom-2	Interatomic distance (Å)	Clash overlap (Å)
35:BA:2116:G:N7	35:BA:2117:A:C6	2.84	0.46
57:BZ:126:VAL:HG23	57:BZ:127:LYS:N	2.28	0.46
54:BW:12:ILE:O	54:BW:12:ILE:HG23	2.15	0.46
1:AA:1459:C:H2'	1:AA:1460:A:H8	1.80	0.46
49:BR:111:LEU:HD23	49:BR:111:LEU:N	2.31	0.46
19:AS:79:THR:HG22	19:AS:80:TYR:N	2.30	0.46
4:AD:43:HIS:HB3	4:AD:46:LYS:HD3	1.98	0.46
20:AT:25:ARG:HH11	20:AT:25:ARG:HG3	1.81	0.46
57:BZ:8:TYR:CD1	57:BZ:8:TYR:N	2.83	0.46
53:BV:66:ARG:CZ	53:BV:88:ARG:HH21	2.28	0.46
1:AA:1010:G:N1	1:AA:1020:U:H1'	2.31	0.46
16:AP:9:PHE:CE2	16:AP:18:ARG:NE	2.84	0.46
35:BA:2052:G:OP1	39:BE:141:ILE:HG12	2.16	0.46
40:BF:179:GLU:C	40:BF:181:LEU:H	2.19	0.46
35:BA:2310:A:C8	41:BG:75:LYS:NZ	2.69	0.46
10:AJ:6:ILE:CD1	10:AJ:6:ILE:C	2.84	0.46
9:AI:79:LEU:CD1	9:AI:79:LEU:C	2.84	0.46
35:BA:84:A:H5'	56:BY:9:LYS:HB3	1.97	0.46
35:BA:83:G:C2'	35:BA:84:A:OP1	2.63	0.46
31:B6:12:GLU:HG2	31:B6:23:THR:CG2	2.45	0.46
31:B6:15:GLU:CD	31:B6:44:ARG:HH22	2.16	0.46
33:B8:36:LYS:O	33:B8:37:SER:C	2.53	0.46
35:BA:2392:A:H2	35:BA:2424:C:H42	1.63	0.46
30:B5:51:TYR:HD1	30:B5:52:TYR:H	1.63	0.46
51:BT:24:PRO:HA	51:BT:49:VAL:HG22	1.97	0.46
35:BA:1022:G:N2	35:BA:1024:G:N2	2.64	0.46
1:AA:182:U:H3'	1:AA:183:G:H5'	1.97	0.46
46:BO:104:ARG:NH2	51:BT:33:LYS:HD2	2.30	0.46
5:AE:76:ILE:CD1	5:AE:142:LEU:HD21	2.46	0.46
43:BK:57:ILE:HD12	43:BK:57:ILE:N	2.30	0.46
35:BA:1326:U:O2'	35:BA:1327:C:H5'	2.15	0.46
8:AH:120:THR:O	8:AH:121:ASP:C	2.51	0.46
46:BO:114:ILE:O	46:BO:117:LEU:N	2.36	0.46
34:B9:4:ARG:NH1	35:BA:2477:C:C4	2.77	0.46
42:BH:17:VAL:HB	42:BH:45:VAL:HG13	1.97	0.46
42:BH:41:MET:SD	42:BH:53:GLU:C	2.94	0.46
35:BA:25:U:H2'	35:BA:26:G:O4'	2.16	0.46
24:AY:230:LYS:HB2	24:AY:230:LYS:HZ2	1.80	0.46
42:BH:65:HIS:HE1	42:BH:69:ARG:NH1	2.13	0.46
52:BU:12:ARG:HB3	52:BU:16:LYS:HE3	1.97	0.46
3:AC:156:ARG:O	3:AC:159:GLY:N	2.44	0.46

Continued on next page...

Continued from previous page...

Atom-1	Atom-2	Interatomic distance (Å)	Clash overlap (Å)
2:AB:223:ILE:HG23	2:AB:226:ARG:CZ	2.45	0.46
35:BA:750:A:C3'	35:BA:751:A:H5''	2.46	0.46
18:AR:53:ARG:HH21	18:AR:59:SER:HA	1.80	0.46
51:BT:55:ASN:O	51:BT:55:ASN:CG	2.54	0.46
51:BT:57:PHE:C	51:BT:58:ASN:ND2	2.65	0.46
35:BA:1390:U:H3	35:BA:1395:A:H62	1.64	0.46
47:BP:16:ARG:HB2	47:BP:16:ARG:NH1	2.31	0.46
35:BA:1115:G:H2'	35:BA:1116:C:C6	2.51	0.46
54:BW:70:TYR:HB3	54:BW:110:LYS:NZ	2.31	0.46
1:AA:1347:G:C2'	1:AA:1348:U:OP2	2.64	0.46
1:AA:1378:C:OP1	7:AG:7:ALA:HB3	2.16	0.46
48:BQ:27:VAL:HG11	48:BQ:134:ARG:HD3	1.98	0.46
1:AA:1423:G:H2'	1:AA:1424:C:C6	2.51	0.46
1:AA:560:U:H4'	1:AA:561:U:C5'	2.45	0.46
35:BA:1079:C:C1'	43:BK:132:ARG:HH22	2.28	0.46
35:BA:2189:U:C3'	35:BA:2190:G:C5'	2.93	0.46
43:BK:78:ILE:CD1	43:BK:136:VAL:HG11	2.45	0.46
1:AA:161:A:H2'	1:AA:162:A:H8	1.80	0.46
1:AA:1294:G:H2'	1:AA:1295:G:H5'	1.97	0.46
1:AA:1414:U:H2'	1:AA:1415:G:C8	2.51	0.46
39:BE:25:VAL:HG22	39:BE:183:LEU:HG	1.98	0.46
35:BA:180:G:N2	35:BA:214:G:O6	2.49	0.46
35:BA:2078:C:C1'	35:BA:2434:A:H1'	2.46	0.46
35:BA:2713:A:C3'	35:BA:2714:G:C5'	2.93	0.46
1:AA:812:C:HO2'	1:AA:813:U:P	2.32	0.46
44:BL:110:LEU:HB3	44:BL:117:VAL:HG21	1.96	0.46
57:BZ:99:TYR:HE1	57:BZ:125:LEU:HD13	1.79	0.46
51:BT:16:ARG:HG3	51:BT:16:ARG:HH11	1.81	0.46
1:AA:533:A:OP1	1:AA:533:A:H3'	2.16	0.46
12:AL:58:VAL:O	12:AL:65:GLU:HA	2.16	0.46
1:AA:502:G:OP1	12:AL:118:SER:CB	2.63	0.46
35:BA:1951:U:H2'	35:BA:1953:A:OP2	2.15	0.46
57:BZ:11:GLU:CD	57:BZ:11:GLU:H	2.17	0.46
1:AA:722:A:H3'	1:AA:722:A:N3	2.31	0.46
35:BA:1902:C:O2'	38:BD:244:ARG:NE	2.40	0.46
52:BU:21:ALA:O	52:BU:22:LYS:C	2.53	0.46
1:AA:1221:G:P	19:AS:36:ARG:HD3	2.55	0.46
51:BT:11:GLU:CD	51:BT:11:GLU:H	2.18	0.46
51:BT:6:LEU:O	51:BT:7:ILE:C	2.54	0.46
33:B8:48:PHE:HB3	33:B8:49:VAL:H	1.45	0.46
35:BA:2785:C:O2'	35:BA:2786:U:H5'	2.16	0.46

Continued on next page...

Continued from previous page...

Atom-1	Atom-2	Interatomic distance (Å)	Clash overlap (Å)
24:AY:524:GLU:O	24:AY:565:VAL:N	2.31	0.46
24:AY:513:LYS:HD2	24:AY:568:TYR:CD2	2.51	0.46
5:AE:135:THR:O	5:AE:138:ALA:HB3	2.16	0.46
35:BA:1799:G:H5'	35:BA:1819:A:N6	2.31	0.46
36:BB:94:C:H2'	36:BB:95:C:H6	1.81	0.46
43:BK:4:VAL:HG12	43:BK:5:VAL:H	1.80	0.46
43:BK:30:HIS:CG	43:BK:59:ILE:HB	2.51	0.46
35:BA:532:A:N1	35:BA:2020:A:H1'	2.30	0.46
8:AH:103:VAL:HG23	8:AH:110:ALA:HB2	1.93	0.46
47:BP:106:LEU:HD12	47:BP:106:LEU:N	2.30	0.46
47:BP:112:LEU:N	47:BP:128:HIS:CD2	2.80	0.46
10:AJ:63:PHE:HA	14:AN:59:ALA:CB	2.46	0.46
39:BE:32:PRO:HA	39:BE:90:THR:HG23	1.98	0.46
35:BA:1301:A:C8	35:BA:1303:G:C8	3.03	0.46
1:AA:961:U:H2'	1:AA:962:C:C5'	2.46	0.46
24:AY:73:PHE:CE1	24:AY:78:ARG:HB2	2.50	0.46
57:BZ:41:LEU:HA	57:BZ:41:LEU:HD23	1.70	0.46
17:AQ:60:ILE:HG22	17:AQ:72:ARG:O	2.16	0.46
35:BA:1219:G:C2	35:BA:1221:C:N4	2.84	0.46
36:BB:13:A:O2'	36:BB:15:A:H5''	2.16	0.46
51:BT:76:PHE:HA	51:BT:77:PRO:HD3	1.63	0.46
1:AA:943:U:H2'	1:AA:944:G:C5'	2.43	0.46
13:AM:70:LEU:HD23	13:AM:71:ARG:N	2.31	0.46
1:AA:147:G:C2	1:AA:148:G:C8	3.03	0.46
13:AM:63:THR:CG2	13:AM:64:TRP:H	2.17	0.46
24:AY:166:LEU:HD12	24:AY:166:LEU:N	2.30	0.46
35:BA:1186:G:H2'	35:BA:1187:G:H5'	1.98	0.46
1:AA:999:C:H3'	1:AA:999:C:C6	2.51	0.46
35:BA:1210:A:O2'	35:BA:1211:U:P	2.74	0.46
40:BF:107:LYS:O	40:BF:110:LEU:N	2.44	0.46
35:BA:2594:C:C2'	35:BA:2595:G:H5'	2.46	0.46
1:AA:1518:A:H2'	1:AA:1519:A:O4'	2.15	0.46
2:AB:11:LEU:O	2:AB:12:GLU:O	2.34	0.46
35:BA:2378:A:H2'	35:BA:2379:G:O4'	2.15	0.46
33:B8:29:LYS:HD2	33:B8:44:LYS:HG2	1.98	0.46
54:BW:82:LEU:N	54:BW:82:LEU:CD1	2.79	0.46
35:BA:810:U:OP1	35:BA:1253:A:N7	2.49	0.46
1:AA:715:A:H2'	1:AA:716:A:H8	1.81	0.46
1:AA:1368:G:C5'	9:AI:112:LYS:O	2.63	0.46
1:AA:1081:G:O2'	1:AA:1082:G:H5'	2.15	0.46
50:BS:52:SER:O	50:BS:69:VAL:HG23	2.16	0.46

Continued on next page...

Continued from previous page...

Atom-1	Atom-2	Interatomic distance (Å)	Clash overlap (Å)
35:BA:1109:C:O2	35:BA:1109:C:H2'	2.16	0.46
1:AA:450:G:H1	1:AA:483:C:N4	2.12	0.46
53:BV:32:THR:CG2	53:BV:33:VAL:N	2.79	0.46
41:BG:145:THR:OG1	41:BG:146:TYR:N	2.48	0.46
1:AA:1021:G:H2'	1:AA:1022:G:O5'	2.16	0.46
36:BB:4:C:H2'	36:BB:5:C:C6	2.50	0.46
1:AA:226:G:O2'	1:AA:227:G:H5'	2.16	0.46
1:AA:10:A:H2'	1:AA:11:G:H8	1.79	0.46
35:BA:2258:C:H3'	35:BA:2259:G:H8	1.80	0.46
46:BO:17:ARG:HB2	46:BO:45:GLU:HG3	1.96	0.46
35:BA:2306:C:C5	35:BA:2307:G:O2'	2.65	0.46
9:AI:5:TYR:CE1	9:AI:18:PHE:CE1	2.98	0.46
35:BA:303:U:H2'	35:BA:304:G:H8	1.78	0.46
56:BY:38:ILE:HG23	56:BY:39:VAL:N	2.30	0.46
33:B8:53:PRO:HG2	33:B8:54:GLU:N	2.30	0.46
35:BA:833:U:O2	47:BP:55:ARG:NH2	2.48	0.46
40:BF:192:LEU:HD21	40:BF:194:MET:CG	2.43	0.46
51:BT:50:ILE:HA	51:BT:99:LEU:CD1	2.46	0.46
1:AA:1002:G:H22	1:AA:1039:C:H2'	1.81	0.46
1:AA:781:A:H4'	1:AA:1522:U:O2'	2.16	0.46
5:AE:82:VAL:HG21	5:AE:138:ALA:CA	2.39	0.46
35:BA:1819:A:H1'	35:BA:1821:A:C5	2.51	0.46
35:BA:971:C:H2'	35:BA:971:C:O2	2.16	0.46
4:AD:61:LYS:NZ	4:AD:72:GLU:OE1	2.34	0.46
11:AK:15:ALA:HB1	11:AK:78:GLN:HG3	1.97	0.46
47:BP:102:ARG:CB	47:BP:102:ARG:NH1	2.79	0.46
42:BH:40:GLU:O	42:BH:41:MET:CB	2.62	0.46
42:BH:41:MET:SD	42:BH:53:GLU:HB2	2.55	0.46
26:B1:3:LYS:HE3	35:BA:1364:G:C8	2.51	0.46
35:BA:685:A:C6	35:BA:774:A:C2	3.04	0.46
1:AA:1163:C:H2'	1:AA:1164:G:C8	2.50	0.46
1:AA:963:G:H21	10:AJ:55:LYS:CD	2.29	0.46
35:BA:1332:G:H22	35:BA:1609:A:H3'	1.81	0.46
35:BA:226:G:O2'	35:BA:227:A:C8	2.48	0.46
35:BA:1668:A:H2	35:BA:1670:C:N3	2.14	0.46
35:BA:2656:U:N3	35:BA:2665:A:H2	2.14	0.46
15:AO:54:ARG:HG2	15:AO:58:MET:HE2	1.98	0.46
38:BD:161:THR:O	38:BD:162:SER:HB3	2.16	0.46
1:AA:1321:C:C5'	1:AA:1322:C:C5'	2.93	0.46
4:AD:196:LEU:C	4:AD:198:VAL:N	2.65	0.46
1:AA:1287:A:H2'	1:AA:1288:A:C8	2.51	0.46

Continued on next page...

Continued from previous page...

Atom-1	Atom-2	Interatomic distance (Å)	Clash overlap (Å)
35:BA:13:A:H1'	35:BA:15:G:N7	2.31	0.46
37:BC:164:PHE:O	37:BC:165:ARG:HB2	2.16	0.46
37:BC:60:ARG:HG2	37:BC:61:GLY:H	1.81	0.46
1:AA:202:U:H5'	1:AA:203:U:C5	2.49	0.46
37:BC:155:ARG:O	37:BC:159:ALA:HB2	2.16	0.46
5:AE:42:GLY:CA	5:AE:66:MET:HG2	2.44	0.46
1:AA:1517:G:O2'	1:AA:1518:A:H5'	2.16	0.46
1:AA:1411:C:C2'	1:AA:1412:C:H5'	2.46	0.46
1:AA:756:C:H2'	1:AA:757:U:O4'	2.16	0.46
38:BD:213:ARG:C	38:BD:215:LEU:N	2.69	0.46
46:BO:20:MET:HE3	46:BO:44:LYS:HE3	1.97	0.46
11:AK:126:ARG:HH11	11:AK:126:ARG:HG2	1.81	0.46
6:AF:60:PHE:CD1	6:AF:60:PHE:N	2.84	0.46
26:B1:52:ARG:NH2	35:BA:2218:U:O2'	2.45	0.46
5:AE:6:PHE:HB3	5:AE:35:GLY:O	2.15	0.46
1:AA:1495:U:H2'	1:AA:1496:C:C6	2.51	0.46
35:BA:898:C:H2'	35:BA:899:A:O4'	2.16	0.46
17:AQ:53:LEU:CD2	17:AQ:85:VAL:HG21	2.46	0.46
35:BA:1651:G:C2	35:BA:2007:C:C2	3.04	0.46
35:BA:2701:C:O5'	35:BA:2701:C:H6	1.99	0.46
37:BC:184:GLU:CD	37:BC:184:GLU:H	2.19	0.46
17:AQ:57:VAL:HG23	17:AQ:58:GLU:N	2.30	0.46
37:BC:156:GLU:CD	37:BC:161:ARG:HD3	2.36	0.46
1:AA:837:G:O2'	1:AA:838:G:H5'	2.16	0.46
52:BU:90:VAL:O	52:BU:92:ARG:N	2.50	0.45
53:BV:40:LEU:HD13	53:BV:46:VAL:H	1.81	0.45
30:B5:2:ALA:N	35:BA:2015:A:N3	2.63	0.45
51:BT:65:LYS:O	51:BT:72:VAL:N	2.33	0.45
51:BT:65:LYS:CE	51:BT:66:VAL:N	2.56	0.45
24:AY:329:ARG:HG3	24:AY:331:TYR:CZ	2.51	0.45
24:AY:261:GLY:CA	24:AY:267:LYS:O	2.58	0.45
3:AC:35:GLU:OE2	3:AC:59:ARG:NH1	2.49	0.45
33:B8:30:ARG:O	33:B8:31:HIS:HB3	2.16	0.45
40:BF:123:LEU:HD12	40:BF:124:LEU:H	1.73	0.45
40:BF:11:VAL:HG12	40:BF:12:LEU:N	2.32	0.45
30:B5:30:LEU:HD23	30:B5:40:LYS:C	2.37	0.45
5:AE:81:GLU:HA	5:AE:89:ILE:O	2.16	0.45
19:AS:29:ARG:HB3	19:AS:47:HIS:HA	1.98	0.45
35:BA:1567:A:C5'	38:BD:58:HIS:HD2	2.30	0.45
24:AY:286:ILE:CD1	24:AY:286:ILE:N	2.78	0.45
22:AV:75:C:H3'	22:AV:75:C:C6	2.51	0.45

Continued on next page...

Continued from previous page...

Atom-1	Atom-2	Interatomic distance (Å)	Clash overlap (Å)
22:AV:75:C:HO2'	26:B1:30:VAL:HG11	1.73	0.45
28:B3:15:TYR:O	28:B3:20:LYS:HE2	2.16	0.45
35:BA:945:A:C2	35:BA:2448:A:N1	2.83	0.45
35:BA:2573:C:OP1	35:BA:2574:G:OP1	2.33	0.45
35:BA:2297:C:H2'	35:BA:2298:A:H5'	1.97	0.45
35:BA:1947:C:H2'	35:BA:1948:G:H8	1.81	0.45
47:BP:83:VAL:HG13	47:BP:114:ILE:HA	1.97	0.45
1:AA:1198:G:O2'	1:AA:1199:U:H5'	2.15	0.45
47:BP:45:LEU:HG	47:BP:46:LYS:H	1.80	0.45
56:BY:61:ILE:CG1	56:BY:62:GLU:N	2.79	0.45
35:BA:2758:A:C2'	35:BA:2759:G:H5'	2.46	0.45
1:AA:1254:C:H2'	1:AA:1255:G:H8	1.81	0.45
35:BA:518:G:H4'	54:BW:18:ARG:NH1	2.31	0.45
1:AA:472:A:H3'	1:AA:473:G:C8	2.52	0.45
1:AA:474:G:N3	1:AA:475:G:C8	2.84	0.45
57:BZ:144:LEU:N	57:BZ:144:LEU:HD22	2.32	0.45
2:AB:87:ARG:NH2	2:AB:219:VAL:HB	2.31	0.45
27:B2:59:ARG:O	27:B2:60:LEU:C	2.53	0.45
35:BA:2697:G:C6	35:BA:2711:A:N1	2.84	0.45
1:AA:961:U:C2'	1:AA:962:C:H5'	2.46	0.45
1:AA:1363(A):A:C4'	1:AA:1364:U:H5''	2.38	0.45
36:BB:104:U:C5'	36:BB:104:U:H6	2.29	0.45
45:BN:125:GLY:HA3	45:BN:126:PRO:C	2.37	0.45
1:AA:1115:C:H1'	14:AN:61:TRP:O	2.15	0.45
1:AA:1347:G:H2'	1:AA:1373:G:O6	2.16	0.45
1:AA:675:A:C2'	1:AA:676:A:H5'	2.46	0.45
43:BK:134:MET:HE2	43:BK:136:VAL:HG11	1.98	0.45
1:AA:999:C:H2'	1:AA:1000:U:C4	2.50	0.45
40:BF:110:LEU:HD12	40:BF:206:ILE:HD11	1.96	0.45
7:AG:140:ASP:O	7:AG:144:MET:HG2	2.15	0.45
35:BA:588:U:H1'	40:BF:90:PHE:CG	2.51	0.45
1:AA:312:C:H2'	1:AA:313:A:H8	1.80	0.45
39:BE:170:LEU:HD12	39:BE:170:LEU:N	2.31	0.45
42:BH:158:HIS:N	42:BH:158:HIS:CD2	2.83	0.45
38:BD:206:LEU:HD13	38:BD:212:SER:OG	2.16	0.45
1:AA:642:A:C5	1:AA:643:C:C4	3.04	0.45
35:BA:1499:C:C2'	35:BA:1500:G:H5'	2.46	0.45
42:BH:136:ILE:HD12	42:BH:136:ILE:H	1.81	0.45
24:AY:290:LYS:HD3	24:AY:298:VAL:CG2	2.46	0.45
36:BB:118:G:C2	36:BB:119:G:C8	3.04	0.45
1:AA:1124:G:C5'	10:AJ:35:SER:HB2	2.45	0.45

Continued on next page...

Continued from previous page...

Atom-1	Atom-2	Interatomic distance (Å)	Clash overlap (Å)
1:AA:851:G:H2'	1:AA:852:G:H8	1.81	0.45
24:AY:583:LYS:O	24:AY:587:SER:HB2	2.16	0.45
16:AP:48:TRP:CD1	16:AP:48:TRP:N	2.74	0.45
24:AY:145:ASP:OD2	24:AY:148:LEU:HB2	2.16	0.45
51:BT:93:ARG:HD2	51:BT:93:ARG:HA	1.71	0.45
35:BA:156:U:O2	35:BA:156:U:H5'	2.16	0.45
24:AY:597:GLY:O	24:AY:598:ASP:O	2.34	0.45
37:BC:77:ALA:C	37:BC:78:ILE:HG13	2.36	0.45
35:BA:614(B):G:H5'	35:BA:614(C):A:OP1	2.16	0.45
46:BO:18:LYS:HB2	46:BO:45:GLU:HG2	1.98	0.45
24:AY:17:ILE:HG22	24:AY:25:LYS:HG2	1.96	0.45
31:B6:15:GLU:HB2	31:B6:49:HIS:CE1	2.51	0.45
31:B6:25:LYS:O	35:BA:2286:A:N1	2.48	0.45
33:B8:30:ARG:NH1	35:BA:2419:U:O4	2.49	0.45
51:BT:118:ARG:O	51:BT:122:ASP:N	2.39	0.45
55:BX:7:VAL:CG1	55:BX:39:ILE:HD13	2.47	0.45
30:B5:50:GLY:HA2	30:B5:56:LYS:HB3	1.99	0.45
51:BT:31:SER:OG	51:BT:32:TYR:N	2.44	0.45
24:AY:282:SER:C	24:AY:284:LEU:N	2.68	0.45
35:BA:157:U:H5'	35:BA:158:U:OP1	2.16	0.45
18:AR:31:LEU:N	18:AR:31:LEU:CD2	2.76	0.45
5:AE:107:ARG:HG3	5:AE:111:GLU:HG3	1.97	0.45
47:BP:143:GLY:C	47:BP:145:PRO:HD3	2.36	0.45
35:BA:2105:C:H2'	35:BA:2106:G:H5'	1.98	0.45
35:BA:1363:C:H2'	35:BA:1364:G:H8	1.79	0.45
38:BD:134:ARG:HD3	38:BD:188:GLU:OE2	2.16	0.45
39:BE:21:VAL:CG2	39:BE:21:VAL:O	2.63	0.45
22:AV:61:C:HO2'	22:AV:62:C:H5'	1.78	0.45
39:BE:77:ILE:HG22	39:BE:78:LEU:HG	1.98	0.45
39:BE:93:VAL:O	39:BE:95:ILE:N	2.49	0.45
54:BW:13:SER:HB3	54:BW:16:LYS:HG3	1.98	0.45
1:AA:472:A:H1'	16:AP:82:GLN:OE1	2.17	0.45
27:B2:12:GLU:O	27:B2:15:LYS:HG3	2.16	0.45
35:BA:1325:G:OP2	35:BA:1616:A:H2'	2.16	0.45
36:BB:68:C:H2'	36:BB:69:G:C8	2.49	0.45
36:BB:105:A:P	57:BZ:72:ARG:HH12	2.40	0.45
45:BN:126:PRO:O	45:BN:127:ASP:HB2	2.16	0.45
13:AM:81:LEU:HB3	13:AM:89:GLY:HA2	1.98	0.45
35:BA:1829:A:N3	38:BD:15:PHE:HZ	2.13	0.45
1:AA:893:C:O2'	1:AA:894:G:H5'	2.16	0.45
35:BA:782:A:C2	38:BD:226:MET:HG2	2.51	0.45

Continued on next page...

Continued from previous page...

Atom-1	Atom-2	Interatomic distance (Å)	Clash overlap (Å)
1:AA:1333:A:C2	1:AA:1334:G:H1'	2.50	0.45
35:BA:2837:G:C6	35:BA:2838:G:N7	2.84	0.45
8:AH:12:ARG:NH1	8:AH:26:VAL:HA	2.32	0.45
24:AY:647:VAL:HA	24:AY:648:PRO:HD3	1.69	0.45
1:AA:282:A:H3'	1:AA:283:C:C6	2.52	0.45
1:AA:828:A:H2'	1:AA:829:G:O5'	2.15	0.45
1:AA:1202:G:H2'	1:AA:1203:C:C5'	2.45	0.45
1:AA:1202:G:H2'	1:AA:1203:C:H5'	1.97	0.45
1:AA:311:C:C2	1:AA:312:C:C6	3.05	0.45
1:AA:9:G:OP1	5:AE:122:GLU:HG3	2.16	0.45
35:BA:1794:U:H2'	35:BA:1795:C:C6	2.51	0.45
12:AL:111:LYS:HG2	12:AL:112:ASP:OD1	2.16	0.45
1:AA:660:G:H2'	1:AA:661:G:O4'	2.16	0.45
56:BY:43:ASN:HA	56:BY:64:GLU:HA	1.96	0.45
1:AA:238:G:P	17:AQ:25:ARG:HH22	2.39	0.45
1:AA:1161:C:H2'	1:AA:1162:C:C6	2.51	0.45
52:BU:33:ARG:C	52:BU:35:ALA:H	2.19	0.45
36:BB:117:G:O2'	36:BB:118:G:H5'	2.17	0.45
1:AA:457:C:C4	1:AA:458:C:C5	3.04	0.45
36:BB:29:A:C2	36:BB:56:G:C2	3.04	0.45
35:BA:1147:C:H2'	35:BA:1148:A:H8	1.81	0.45
1:AA:1159:U:C5	1:AA:1182:G:C5	3.05	0.45
37:BC:80:LYS:HB2	37:BC:120:VAL:HG13	1.97	0.45
53:BV:41:GLY:N	53:BV:45:THR:OG1	2.49	0.45
53:BV:51:VAL:CG1	53:BV:52:VAL:N	2.43	0.45
38:BD:267:SER:C	38:BD:269:PHE:H	2.19	0.45
51:BT:70:VAL:HG12	51:BT:71:GLY:H	1.80	0.45
40:BF:181:LEU:O	40:BF:205:ARG:NH1	2.49	0.45
41:BG:111:LEU:N	41:BG:112:PRO:CD	2.80	0.45
41:BG:62:LEU:HD12	41:BG:62:LEU:N	2.31	0.45
31:B6:5:VAL:CG2	35:BA:2283:C:OP1	2.65	0.45
1:AA:346:G:N2	1:AA:347:G:C5	2.84	0.45
24:AY:285:ASP:C	24:AY:286:ILE:HD12	2.37	0.45
1:AA:1226:C:H5'	13:AM:96:LEU:CD1	2.46	0.45
37:BC:37:LYS:C	37:BC:38:PHE:CD1	2.89	0.45
5:AE:76:ILE:CG1	5:AE:77:PRO:CD	2.93	0.45
35:BA:1814:G:C4'	38:BD:51:VAL:HG21	2.47	0.45
4:AD:57:ARG:HG3	4:AD:202:LEU:HD22	1.97	0.45
39:BE:144:ARG:HB3	39:BE:145:LYS:H	1.59	0.45
3:AC:40:ARG:HG3	3:AC:40:ARG:HH11	1.80	0.45
12:AL:104:VAL:HG12	12:AL:105:TYR:CE1	2.50	0.45

Continued on next page...

Continued from previous page...

Atom-1	Atom-2	Interatomic distance (Å)	Clash overlap (Å)
45:BN:120:LEU:HD13	45:BN:121:LYS:N	2.31	0.45
35:BA:194:G:H2'	35:BA:195:A:O4'	2.17	0.45
35:BA:807:U:OP2	47:BP:39:LYS:HG3	2.16	0.45
18:AR:29:PHE:HD1	18:AR:29:PHE:O	1.99	0.45
52:BU:13:LYS:O	52:BU:16:LYS:HB2	2.16	0.45
35:BA:685:A:C5	35:BA:774:A:C2	3.04	0.45
1:AA:1234:C:H4'	1:AA:1364:U:H1'	1.97	0.45
49:BR:54:LEU:CD2	49:BR:66:VAL:HG22	2.46	0.45
25:B0:27:GLU:HG3	25:B0:68:GLU:HA	1.98	0.45
45:BN:55:VAL:CG2	45:BN:127:ASP:N	2.80	0.45
29:B4:2:LYS:HG2	36:BB:44:G:P	2.56	0.45
19:AS:65:ASN:CA	29:B4:48:ARG:HH22	2.29	0.45
20:AT:48:LYS:HB3	20:AT:51:GLU:CG	2.46	0.45
24:AY:257:PRO:HB2	24:AY:259:PHE:HE1	1.81	0.45
35:BA:1186:G:C2'	35:BA:1187:G:H5'	2.46	0.45
35:BA:67:U:C2	35:BA:68:G:C8	3.04	0.45
1:AA:222:U:H2'	1:AA:223:U:C6	2.51	0.45
35:BA:1047:G:O2'	35:BA:1110:G:N2	2.48	0.45
35:BA:1770:G:C2'	35:BA:1771:C:H5'	2.47	0.45
5:AE:5:ASP:C	5:AE:6:PHE:CG	2.90	0.45
1:AA:1011:G:O2'	1:AA:1012:U:H5'	2.16	0.45
3:AC:149:ALA:HA	3:AC:201:TYR:O	2.17	0.45
1:AA:885:G:H2'	1:AA:886:G:H8	1.81	0.45
15:AO:18:PHE:CD1	15:AO:18:PHE:C	2.89	0.45
20:AT:87:LYS:HD2	20:AT:87:LYS:HA	1.79	0.45
1:AA:649:G:H2'	1:AA:650:G:O4'	2.16	0.45
37:BC:88:GLU:N	37:BC:95:VAL:HG21	2.32	0.45
35:BA:2248:C:O2'	35:BA:2249:U:H5'	2.17	0.45
41:BG:77:ILE:CG2	41:BG:80:PHE:HB2	2.46	0.45
35:BA:186:G:C2	35:BA:211:A:C2	3.04	0.45
55:BX:12:VAL:O	55:BX:13:LEU:HB2	2.17	0.45
28:B3:46:ASN:O	28:B3:49:LYS:N	2.48	0.45
52:BU:91:ASP:O	52:BU:92:ARG:HB3	2.16	0.45
1:AA:1313:U:P	19:AS:6:LYS:HG3	2.57	0.45
19:AS:6:LYS:HE3	19:AS:6:LYS:HB3	1.85	0.45
46:BO:52:VAL:CG1	46:BO:53:LYS:N	2.79	0.45
41:BG:68:PRO:CA	41:BG:92:VAL:HG12	2.34	0.45
10:AJ:27:ALA:HA	10:AJ:85:LEU:HD11	1.98	0.45
35:BA:301:G:C4	35:BA:302:C:C4	3.05	0.45
56:BY:84:ARG:NE	56:BY:97:ARG:NH1	2.64	0.45
35:BA:2810:A:H2'	39:BE:61:ARG:HH21	1.80	0.45

Continued on next page...

Continued from previous page...

Atom-1	Atom-2	Interatomic distance (Å)	Clash overlap (Å)
35:BA:1146:C:C2'	35:BA:1146:C:O2	2.63	0.45
45:BN:91:LEU:HD23	45:BN:98:VAL:HG21	1.98	0.45
19:AS:31:ILE:CG2	19:AS:49:ILE:HG12	2.47	0.45
35:BA:154(A):C:C3'	35:BA:155:U:H5''	2.47	0.45
47:BP:98:GLU:C	47:BP:101:VAL:HG22	2.35	0.45
35:BA:1049:C:H2'	35:BA:1050:A:C8	2.37	0.45
12:AL:75:HIS:ND1	12:AL:75:HIS:C	2.70	0.45
41:BG:15:VAL:HG21	41:BG:176:LEU:HD23	1.99	0.45
26:B1:48:LYS:NZ	35:BA:1363:C:OP1	2.44	0.45
42:BH:19:VAL:CG1	42:BH:20:ALA:N	2.72	0.45
12:AL:39:VAL:O	12:AL:40:VAL:CG2	2.63	0.45
54:BW:13:SER:HA	54:BW:14:PRO:HD3	1.86	0.45
54:BW:14:PRO:HG2	54:BW:78:GLU:CB	2.44	0.45
22:AV:2:G:C6	22:AV:3:C:N4	2.85	0.45
57:BZ:111:VAL:O	57:BZ:112:ARG:HB2	2.16	0.45
7:AG:79:ARG:NH1	7:AG:79:ARG:HG3	2.30	0.45
27:B2:55:ARG:NH1	27:B2:55:ARG:HG3	2.30	0.45
35:BA:1882:C:H2'	35:BA:1883:G:O4'	2.16	0.45
1:AA:973:G:H1'	10:AJ:55:LYS:HZ3	1.77	0.45
35:BA:1755:A:P	51:BT:113:LYS:NZ	2.90	0.45
1:AA:129(A):G:C6	1:AA:189(E):U:H4'	2.52	0.45
45:BN:133:GLN:HG3	45:BN:134:ARG:H	1.82	0.45
35:BA:2657:A:H3'	35:BA:2658:C:H6	1.81	0.45
51:BT:75:ILE:N	51:BT:75:ILE:HD12	2.31	0.45
24:AY:415:PRO:CB	24:AY:421:GLN:HA	2.47	0.45
1:AA:262:A:C6	1:AA:263:A:C6	3.05	0.45
1:AA:1511:G:C2'	1:AA:1512:U:H5'	2.46	0.45
6:AF:87:ARG:HG2	6:AF:87:ARG:HH11	1.82	0.45
56:BY:31:LEU:CB	56:BY:32:PRO:CA	2.92	0.45
56:BY:88:LYS:N	56:BY:88:LYS:HD2	2.32	0.45
35:BA:620:G:H4'	35:BA:621:A:C5'	2.47	0.45
35:BA:2376:A:H2'	35:BA:2377:A:O4'	2.16	0.45
10:AJ:90:LEU:N	10:AJ:91:PRO:HD3	2.31	0.45
57:BZ:158:PRO:HB3	57:BZ:159:PRO:CD	2.46	0.45
6:AF:60:PHE:C	6:AF:61:LEU:HD12	2.37	0.45
35:BA:1835:G:N3	35:BA:1835:G:H2'	2.30	0.45
35:BA:1102:C:H2'	35:BA:1103:A:H8	1.79	0.45
49:BR:18:LEU:HD23	49:BR:19:ALA:N	2.32	0.45
35:BA:1319:G:C2	35:BA:1334:G:C6	3.04	0.45
5:AE:20:GLN:HE21	5:AE:20:GLN:C	2.19	0.45
6:AF:50:TYR:HB2	6:AF:51:PRO:HD2	1.99	0.45

Continued on next page...

Continued from previous page...

Atom-1	Atom-2	Interatomic distance (Å)	Clash overlap (Å)
35:BA:1418:G:H8	35:BA:1418:G:O5'	2.00	0.45
10:AJ:79:ARG:HG2	10:AJ:79:ARG:NH1	2.30	0.45
35:BA:1446:C:H2'	35:BA:1447:G:H8	1.81	0.45
2:AB:229:VAL:HG12	2:AB:230:VAL:N	2.31	0.45
1:AA:409:G:H5'	4:AD:25:ARG:HB2	1.98	0.45
35:BA:2248:C:H2'	35:BA:2249:U:O4'	2.17	0.45
24:AY:74:TRP:O	24:AY:75:LYS:O	2.35	0.45
52:BU:106:PHE:O	52:BU:109:LEU:N	2.44	0.45
45:BN:2:LYS:NZ	53:BV:12:TYR:HA	2.25	0.45
40:BF:179:GLU:O	40:BF:181:LEU:N	2.48	0.45
41:BG:76:SER:OG	41:BG:83:ARG:HB3	2.16	0.45
24:AY:20:HIS:CE1	24:AY:21:ILE:HG12	2.51	0.45
24:AY:87:HIS:NE2	24:AY:120:THR:HG21	2.32	0.45
2:AB:189:ASP:C	2:AB:191:ASP:H	2.18	0.45
47:BP:55:ARG:CG	47:BP:56:SER:N	2.76	0.45
45:BN:23:LEU:HD23	45:BN:23:LEU:C	2.36	0.45
15:AO:17:ARG:NH1	15:AO:77:ARG:NH1	2.64	0.45
1:AA:691:G:O6	11:AK:55:LYS:HE2	2.16	0.45
1:AA:781:A:H3'	1:AA:782:A:C5'	2.47	0.45
35:BA:2586:C:O2'	35:BA:2587:A:H5'	2.17	0.45
19:AS:41:VAL:CG2	19:AS:44:MET:O	2.64	0.45
47:BP:93:GLY:O	47:BP:123:LEU:HB2	2.16	0.45
12:AL:39:VAL:C	12:AL:40:VAL:CG2	2.84	0.45
34:B9:19:ARG:CB	35:BA:2756:U:H5'	2.47	0.45
39:BE:77:ILE:HG22	39:BE:78:LEU:CG	2.46	0.45
20:AT:33:ILE:HD13	20:AT:63:ILE:HG13	1.98	0.45
20:AT:63:ILE:O	20:AT:65:LYS:N	2.50	0.45
4:AD:108:LEU:O	4:AD:165:MET:HE2	2.16	0.45
54:BW:10:VAL:HG23	54:BW:101:SER:C	2.35	0.45
35:BA:1298:C:H2'	35:BA:1298:C:O2	2.16	0.45
50:BS:12:PHE:CD1	50:BS:12:PHE:O	2.68	0.45
35:BA:1328:G:H2'	35:BA:1330:C:C5	2.52	0.45
35:BA:2845:G:O2'	35:BA:2846:G:H5'	2.16	0.45
1:AA:651:C:H2'	1:AA:652:U:C6	2.51	0.45
39:BE:116:VAL:HG22	39:BE:122:PHE:CG	2.52	0.45
20:AT:73:HIS:O	20:AT:76:ALA:CB	2.65	0.45
2:AB:75:LYS:HG2	2:AB:78:GLN:NE2	2.31	0.45
20:AT:103:GLY:O	20:AT:104:LEU:C	2.54	0.45
7:AG:73:MET:CA	7:AG:91:VAL:HG23	2.44	0.45
24:AY:395:PRO:O	24:AY:397:VAL:HG13	2.17	0.45
48:BQ:110:THR:HG23	48:BQ:113:GLN:CG	2.47	0.45

Continued on next page...

Continued from previous page...

Atom-1	Atom-2	Interatomic distance (Å)	Clash overlap (Å)
56:BY:88:LYS:HE2	56:BY:93:GLY:CA	2.46	0.45
48:BQ:42:ILE:HG23	48:BQ:46:GLN:HB3	1.98	0.45
41:BG:180:PHE:O	41:BG:182:LYS:N	2.49	0.45
1:AA:66:G:C4'	1:AA:173:U:C5	2.99	0.45
51:BT:132:LYS:HG2	51:BT:133:GLU:H	1.81	0.45
3:AC:11:ARG:HH11	3:AC:11:ARG:HG2	1.81	0.45
1:AA:1015:A:C5	1:AA:1016:A:C5	3.04	0.45
35:BA:540:C:O5'	35:BA:540:C:H6	2.00	0.45
35:BA:1279:G:O5'	35:BA:1279:G:H8	1.99	0.45
35:BA:1267:U:H2'	35:BA:1268:A:C8	2.51	0.45
55:BX:65:ARG:CG	55:BX:66:LEU:N	2.79	0.45
32:B7:15:THR:HG22	32:B7:16:HIS:CG	2.51	0.45
32:B7:43:THR:CG2	32:B7:44:PRO:HD2	2.47	0.45
1:AA:1366:C:H2'	1:AA:1367:C:C6	2.52	0.45
24:AY:545:GLY:CA	24:AY:583:LYS:HG2	2.46	0.45
51:BT:125:ARG:O	51:BT:128:GLU:HB3	2.17	0.45
35:BA:503:A:O2'	35:BA:504:U:P	2.75	0.45
21:AU:12:LYS:HB3	21:AU:22:ARG:HD2	1.98	0.45
12:AL:123:LYS:O	12:AL:125:PRO:HD3	2.17	0.45
43:BK:2:LYS:HB2	43:BK:2:LYS:NZ	2.32	0.45
35:BA:1062:G:H21	43:BK:133:SER:HA	1.82	0.45
24:AY:202:PRO:O	24:AY:203:GLU:C	2.54	0.45
35:BA:2003:G:C6	35:BA:2004:G:C5	3.05	0.45
1:AA:1153:C:H2'	1:AA:1154:G:O4'	2.15	0.45
34:B9:15:LYS:N	34:B9:26:ILE:O	2.46	0.45
35:BA:1912:A:C2	35:BA:1919:A:C6	3.05	0.45
37:BC:101:ILE:HG22	37:BC:105:LEU:HD22	1.97	0.45
1:AA:389:A:H2'	1:AA:390:C:C5'	2.47	0.45
53:BV:38:LEU:H	53:BV:51:VAL:HG13	1.82	0.45
2:AB:114:ARG:HH11	2:AB:118:LEU:HD21	1.80	0.45
19:AS:12:ASP:H	19:AS:38:SER:HB3	1.82	0.45
50:BS:90:GLY:C	50:BS:92:TYR:N	2.69	0.45
10:AJ:6:ILE:HG22	10:AJ:98:ILE:CD1	2.46	0.45
24:AY:334:THR:HG23	24:AY:369:LEU:O	2.17	0.45
35:BA:336:C:H4'	56:BY:7:VAL:HG21	1.99	0.45
31:B6:15:GLU:HG3	31:B6:47:THR:HG21	1.98	0.45
31:B6:11:LEU:CD2	31:B6:51:GLU:HG3	2.44	0.45
3:AC:105:GLU:C	3:AC:106:VAL:HG23	2.37	0.45
35:BA:363(A):A:H2'	35:BA:363(B):G:C8	2.49	0.45
51:BT:38:ASN:ND2	51:BT:40:THR:H	2.14	0.45
35:BA:2886:G:H2'	35:BA:2887:U:C6	2.51	0.45

Continued on next page...

Continued from previous page...

Atom-1	Atom-2	Interatomic distance (Å)	Clash overlap (Å)
45:BN:87:LEU:O	45:BN:88:GLU:C	2.54	0.45
38:BD:83:GLU:HB2	38:BD:92:ILE:CD1	2.41	0.45
36:BB:92:C:H2'	36:BB:93:G:H8	1.81	0.45
24:AY:635:GLU:HA	24:AY:636:PRO:HD2	1.70	0.45
35:BA:2020:A:N1	35:BA:2022:U:C2	2.85	0.45
35:BA:624:C:N4	47:BP:107:LYS:HZ2	2.14	0.45
47:BP:123:LEU:HD12	47:BP:124:LYS:O	2.15	0.45
4:AD:96:LEU:H	4:AD:96:LEU:CD2	2.16	0.45
35:BA:1362:C:C2'	35:BA:1363:C:H5'	2.47	0.45
1:AA:265:G:H2'	1:AA:267:C:C5	2.48	0.45
35:BA:2748:A:H2	42:BH:63:SER:OG	1.99	0.45
1:AA:1152:A:H5''	10:AJ:13:HIS:CD2	2.52	0.45
20:AT:30:LYS:O	20:AT:34:LYS:HG3	2.16	0.45
1:AA:1170:A:C2'	1:AA:1171:G:H5'	2.47	0.45
1:AA:1068:G:N2	1:AA:1191:A:N3	2.61	0.45
45:BN:133:GLN:CG	45:BN:134:ARG:H	2.29	0.45
6:AF:3:ARG:NH1	6:AF:3:ARG:CG	2.75	0.45
35:BA:2511:U:C4	35:BA:2512:C:C4	3.04	0.45
35:BA:1394:U:C4	35:BA:1395:A:C6	3.04	0.45
40:BF:167:ALA:HB1	40:BF:173:VAL:CG1	2.41	0.45
20:AT:75:ASN:O	20:AT:79:ARG:N	2.35	0.45
1:AA:1343:G:H2'	1:AA:1344:C:C6	2.52	0.45
54:BW:21:VAL:HG23	54:BW:47:VAL:HG21	1.97	0.45
4:AD:107:ARG:HD2	4:AD:173:TRP:HZ2	1.81	0.45
13:AM:64:TRP:CD1	13:AM:64:TRP:N	2.85	0.45
46:BO:103:ALA:HB1	46:BO:105:GLU:OE1	2.16	0.45
24:AY:620:VAL:O	24:AY:624:LEU:HD13	2.16	0.45
49:BR:12:ARG:HD3	49:BR:16:HIS:CD2	2.51	0.45
1:AA:758:G:H2'	1:AA:759:A:OP2	2.16	0.45
35:BA:1843:C:H2'	35:BA:1844:C:C6	2.52	0.45
35:BA:1623:G:C2	35:BA:1624:G:N7	2.85	0.45
32:B7:19:ARG:HG2	32:B7:19:ARG:HH11	1.82	0.45
22:AV:14:A:H2'	22:AV:14:A:N3	2.29	0.45
5:AE:41:VAL:HG13	5:AE:113:ALA:CA	2.46	0.45
7:AG:137:LYS:HA	7:AG:137:LYS:CE	2.47	0.45
22:AV:76:A:H4'	22:AV:76:A:OP1	2.17	0.45
1:AA:763:G:H2'	1:AA:764:C:C6	2.51	0.45
54:BW:79:GLY:C	54:BW:100:THR:CG2	2.84	0.45
1:AA:802:A:H3'	1:AA:803:G:C8	2.51	0.45
40:BF:195:ASP:CG	40:BF:196:LEU:H	2.20	0.45
10:AJ:79:ARG:HD3	10:AJ:79:ARG:HA	1.54	0.45

Continued on next page...

Continued from previous page...

Atom-1	Atom-2	Interatomic distance (Å)	Clash overlap (Å)
4:AD:86:LYS:HD3	4:AD:86:LYS:HA	1.60	0.45
9:AI:11:LYS:C	9:AI:13:ALA:H	2.20	0.45
1:AA:431:A:H2'	1:AA:432:A:H5'	1.98	0.45
24:AY:273:LEU:HA	24:AY:276:VAL:HG23	1.99	0.45
1:AA:1239:A:O2'	1:AA:1298:C:N4	2.50	0.45
52:BU:53:ARG:O	52:BU:56:ASP:N	2.41	0.45
1:AA:1320:C:N4	19:AS:36:ARG:HG3	2.31	0.45
30:B5:2:ALA:CA	35:BA:2015:A:C1'	2.93	0.45
55:BX:28:PHE:CE2	55:BX:92:LEU:HD11	2.52	0.45
24:AY:289:ILE:O	24:AY:301:ILE:N	2.47	0.45
24:AY:435:ASP:HB2	58:AY:701:FUA:H183	1.99	0.45
1:AA:1133:G:C4	1:AA:1142:G:N2	2.84	0.45
33:B8:28:GLY:HA2	33:B8:32:LEU:HD21	1.97	0.45
43:BK:100:THR:OG1	43:BK:103:GLN:HG3	2.16	0.45
49:BR:63:ARG:HA	49:BR:80:PHE:CZ	2.52	0.45
56:BY:96:ILE:HG22	56:BY:97:ARG:N	2.31	0.45
51:BT:91:ARG:O	51:BT:117:ASP:HB3	2.16	0.45
35:BA:2163:C:C3'	35:BA:2164:C:H5'	2.46	0.45
5:AE:77:PRO:HG2	5:AE:78:HIS:H	1.81	0.45
5:AE:92:LYS:HA	5:AE:93:PRO:HD2	1.74	0.45
4:AD:61:LYS:HG3	4:AD:203:VAL:HG13	1.98	0.45
3:AC:83:ARG:C	3:AC:85:ARG:H	2.20	0.45
47:BP:83:VAL:O	47:BP:83:VAL:HG13	2.17	0.45
35:BA:1689:A:N6	35:BA:1698:A:H2	2.15	0.45
54:BW:50:VAL:HG13	54:BW:105:VAL:HG21	1.98	0.45
39:BE:68:ALA:HB3	39:BE:69:LYS:CE	2.42	0.45
5:AE:28:PHE:O	5:AE:47:LYS:HA	2.17	0.45
51:BT:98:LYS:HB3	51:BT:100:TYR:CE1	2.50	0.45
48:BQ:19:GLY:HA3	57:BZ:79:ARG:HH12	1.81	0.45
40:BF:167:ALA:HA	40:BF:170:LEU:HD23	1.97	0.45
3:AC:113:ALA:HB3	3:AC:114:PRO:CD	2.41	0.45
36:BB:41:U:O4	41:BG:70:VAL:O	2.34	0.45
1:AA:1354:C:H2'	1:AA:1355:G:C8	2.51	0.45
19:AS:65:ASN:HA	29:B4:48:ARG:NH2	2.31	0.45
35:BA:991:C:C6	35:BA:991:C:H5'	2.43	0.45
6:AF:10:LEU:HD12	6:AF:59:TYR:HD2	1.82	0.45
47:BP:71:VAL:O	47:BP:71:VAL:CG2	2.65	0.45
48:BQ:66:ILE:HG22	48:BQ:104:PHE:HD2	1.81	0.45
56:BY:50:ARG:HG3	56:BY:50:ARG:H	1.64	0.45
35:BA:621:A:C2'	35:BA:622:G:H5'	2.46	0.45
35:BA:444:C:H2'	35:BA:445:C:C6	2.52	0.45

Continued on next page...

Continued from previous page...

Atom-1	Atom-2	Interatomic distance (Å)	Clash overlap (Å)
35:BA:1775:U:C2'	35:BA:1776:G:H5'	2.46	0.45
35:BA:781:A:H2	35:BA:1776:G:N3	2.15	0.45
35:BA:1960:A:C8	35:BA:1960:A:H5''	2.48	0.45
1:AA:328:C:H4'	1:AA:328:C:OP1	2.17	0.45
16:AP:71:ARG:O	16:AP:72:ARG:C	2.54	0.45
39:BE:197:ILE:O	39:BE:197:ILE:CG1	2.64	0.45
40:BF:38:ARG:O	40:BF:42:ALA:CB	2.64	0.45
30:B5:25:LEU:HD12	54:BW:19:LEU:CB	2.47	0.45
35:BA:1794:U:H2'	35:BA:1795:C:H6	1.82	0.45
53:BV:2:PHE:HB3	53:BV:3:ALA:H	1.41	0.45
35:BA:1272:A:OP1	35:BA:1272:A:H4'	2.16	0.45
35:BA:34:C:H5	35:BA:454:A:HO2'	1.63	0.45
9:AI:9:ARG:HA	9:AI:13:ALA:O	2.16	0.45
35:BA:1767:C:H2'	35:BA:1768:U:O4'	2.15	0.45
1:AA:1134:G:C2'	1:AA:1135:U:H5'	2.46	0.45
4:AD:191:ARG:O	4:AD:191:ARG:NH1	2.49	0.45
45:BN:13:TRP:CD1	45:BN:13:TRP:N	2.83	0.45
6:AF:32:ASN:HD22	6:AF:32:ASN:HA	1.61	0.45
17:AQ:22:LEU:HD13	17:AQ:41:LYS:CG	2.47	0.45
1:AA:1098:C:O2'	1:AA:1099:G:H5'	2.17	0.45
41:BG:81:LYS:HB3	41:BG:82:LEU:H	1.54	0.45
3:AC:32:LEU:HB3	3:AC:59:ARG:HH22	1.82	0.45
9:AI:26:VAL:HG13	9:AI:61:ALA:O	2.17	0.45
31:B6:27:LYS:HG3	31:B6:30:THR:HG21	1.98	0.45
31:B6:52:VAL:HG22	31:B6:53:LYS:N	2.32	0.45
31:B6:9:LEU:HD22	31:B6:26:ASN:ND2	2.26	0.45
33:B8:25:MET:HG3	47:BP:64:LYS:CB	2.46	0.45
33:B8:50:LEU:C	33:B8:53:PRO:CD	2.84	0.45
35:BA:2345:G:H5'	35:BA:2346:A:H5'	1.99	0.45
51:BT:99:LEU:O	51:BT:99:LEU:CD1	2.65	0.45
45:BN:97:ARG:O	45:BN:98:VAL:C	2.53	0.45
28:B3:15:TYR:CD1	28:B3:15:TYR:N	2.82	0.45
41:BG:16:ARG:NH1	41:BG:16:ARG:HG3	2.29	0.45
57:BZ:179:ASP:HB3	57:BZ:182:LYS:CD	2.34	0.45
35:BA:2470:G:P	48:BQ:56:ARG:NH1	2.84	0.45
24:AY:227:ILE:HA	24:AY:230:LYS:HZ2	1.81	0.45
10:AJ:8:LEU:HD13	10:AJ:20:ALA:HB2	1.99	0.45
39:BE:49:LEU:O	39:BE:78:LEU:CB	2.65	0.45
57:BZ:109:ALA:HB3	57:BZ:144:LEU:O	2.17	0.45
35:BA:1301:A:H4'	35:BA:1302:A:OP1	2.16	0.45
35:BA:1069:A:O2'	35:BA:1070:A:H5''	2.17	0.45

Continued on next page...

Continued from previous page...

Atom-1	Atom-2	Interatomic distance (Å)	Clash overlap (Å)
24:AY:139:MET:HE2	24:AY:146:LEU:HB2	1.99	0.45
5:AE:128:PRO:O	5:AE:129:ILE:C	2.53	0.45
18:AR:45:SER:OG	18:AR:46:GLU:N	2.50	0.45
49:BR:83:ILE:O	49:BR:83:ILE:HG22	2.16	0.45
1:AA:585:G:C6	1:AA:586:C:C4	3.05	0.45
56:BY:49:VAL:HG12	56:BY:50:ARG:N	2.31	0.45
35:BA:2838:G:O2'	35:BA:2839:G:H5'	2.16	0.45
35:BA:826:U:OP1	35:BA:2428:G:H5''	2.16	0.45
48:BQ:9:TYR:CD1	48:BQ:9:TYR:N	2.83	0.45
40:BF:5:ALA:HB3	40:BF:18:ARG:O	2.16	0.45
35:BA:729:G:C5	38:BD:208:LYS:HB2	2.52	0.45
1:AA:954:G:H2'	1:AA:955:U:O4'	2.16	0.45
35:BA:2488:A:H2'	35:BA:2489:G:H8	1.82	0.45
35:BA:2219:G:O2'	35:BA:2220:G:H5'	2.17	0.45
35:BA:1771:C:O2'	35:BA:1786:A:H8	2.00	0.45
20:AT:25:ARG:NH1	20:AT:25:ARG:HG3	2.31	0.45
53:BV:66:ARG:NH1	53:BV:88:ARG:HE	2.15	0.45
52:BU:29:SER:OG	52:BU:30:LYS:HE2	2.15	0.45
57:BZ:82:ARG:O	57:BZ:83:PRO:C	2.55	0.45
17:AQ:83:ASP:OD1	17:AQ:83:ASP:N	2.50	0.45
35:BA:725:G:C6	35:BA:726:G:N1	2.85	0.45
35:BA:634:C:H2'	35:BA:635:C:C6	2.52	0.45
37:BC:100:ILE:O	37:BC:102:GLN:N	2.50	0.45
1:AA:1316:G:N2	1:AA:1318:A:H3'	2.31	0.45
40:BF:126:VAL:HG23	40:BF:127:GLU:N	2.32	0.45
35:BA:1142(A):A:C6	35:BA:1144:G:C5	3.04	0.45
25:B0:49:LYS:HD2	25:B0:80:HIS:HB3	1.98	0.45
35:BA:272(J):C:N4	35:BA:363:G:H22	2.15	0.45
36:BB:85:G:C6	36:BB:93:G:C6	3.05	0.45
43:BK:55:VAL:HG13	43:BK:57:ILE:HD11	1.99	0.45
4:AD:58:LEU:HD23	4:AD:58:LEU:O	2.17	0.45
3:AC:52:LEU:HD23	3:AC:52:LEU:N	2.15	0.45
1:AA:1250:A:H4'	9:AI:68:GLY:N	2.32	0.45
3:AC:136:GLN:O	3:AC:137:ALA:C	2.51	0.45
42:BH:81:GLU:HB3	42:BH:83:TYR:CE1	2.51	0.45
35:BA:1188:U:H4'	53:BV:79:VAL:HG12	1.97	0.45
50:BS:70:GLY:CA	50:BS:101:LEU:HD23	2.47	0.45
45:BN:35:ARG:O	45:BN:36:GLY:C	2.55	0.45
10:AJ:8:LEU:HD21	10:AJ:96:ILE:HG22	1.97	0.45
39:BE:111:ARG:CZ	49:BR:2:ARG:HH21	2.28	0.45
20:AT:23:ARG:O	20:AT:26:ASN:ND2	2.49	0.45

Continued on next page...

Continued from previous page...

Atom-1	Atom-2	Interatomic distance (Å)	Clash overlap (Å)
35:BA:752:A:N7	35:BA:1781:C:C6	2.85	0.45
4:AD:13:ARG:HD2	4:AD:38:TYR:O	2.17	0.45
51:BT:58:ASN:ND2	51:BT:58:ASN:N	2.64	0.45
24:AY:327:PHE:HA	24:AY:375:GLY:O	2.17	0.45
35:BA:392:C:H5''	35:BA:409:C:H5''	1.99	0.45
40:BF:39:TRP:CG	40:BF:101:LEU:HD22	2.52	0.45
35:BA:2102:U:C2	35:BA:2187:G:O6	2.69	0.45
28:B3:27:GLY:C	28:B3:28:LEU:HD23	2.37	0.45
18:AR:45:SER:HA	18:AR:51:LEU:HD21	1.98	0.45
49:BR:7:GLY:C	49:BR:8:ARG:NE	2.70	0.45
11:AK:30:VAL:HG23	11:AK:30:VAL:O	2.16	0.45
35:BA:406:G:O2'	35:BA:407:G:P	2.75	0.45
39:BE:51:PHE:O	39:BE:53:PRO:HD3	2.16	0.45
57:BZ:17:ALA:HA	57:BZ:20:ARG:CD	2.46	0.45
35:BA:2192:G:C2'	35:BA:2193:G:H5''	2.47	0.45
35:BA:1430:C:H6	35:BA:1430:C:O5'	2.00	0.45
37:BC:4:HIS:HB3	37:BC:8:TYR:HD2	1.80	0.45
5:AE:148:VAL:HG21	8:AH:107:LEU:HD22	1.99	0.45
24:AY:228:MET:HE2	24:AY:229:LEU:CD2	2.47	0.45
2:AB:152:PHE:C	2:AB:152:PHE:HD1	2.20	0.45
1:AA:275:G:C5'	17:AQ:14:LYS:HB3	2.46	0.45
35:BA:1074:G:H2'	35:BA:1075:C:C6	2.52	0.45
57:BZ:100:VAL:CG2	57:BZ:126:VAL:CG2	2.95	0.45
47:BP:136:GLU:C	47:BP:138:LEU:H	2.19	0.45
35:BA:230:U:O2'	35:BA:231:C:H5'	2.17	0.45
42:BH:173:PRO:O	42:BH:175:LYS:N	2.50	0.45
1:AA:541:G:H2'	1:AA:542:G:H8	1.81	0.45
1:AA:316:G:C2	1:AA:338:A:C2	3.05	0.45
1:AA:1478:C:O2'	1:AA:1479:C:H5'	2.17	0.45
46:BO:12:ASP:OD2	46:BO:85:VAL:HG13	2.17	0.45
40:BF:142:TRP:O	40:BF:145:GLU:HB2	2.17	0.45
50:BS:56:LEU:C	50:BS:58:LEU:H	2.20	0.45
4:AD:138:TYR:C	4:AD:138:TYR:CD1	2.90	0.45
10:AJ:43:ARG:HA	10:AJ:43:ARG:HD2	1.85	0.45
35:BA:1215:G:H8	35:BA:1215:G:O5'	1.99	0.45
35:BA:525:U:O2'	35:BA:526:A:H5''	2.17	0.45
24:AY:584:ILE:O	24:AY:588:MET:HG3	2.17	0.45
22:AV:11:A:H2'	22:AV:12:G:O4'	2.17	0.45
52:BU:97:ASP:C	52:BU:99:ALA:N	2.69	0.45
52:BU:99:ALA:HB2	52:BU:106:PHE:CE1	2.52	0.45
53:BV:39:LEU:HD11	53:BV:51:VAL:HA	1.97	0.45

Continued on next page...

Continued from previous page...

Atom-1	Atom-2	Interatomic distance (Å)	Clash overlap (Å)
1:AA:1314:C:H2'	1:AA:1315:U:H6	1.81	0.45
19:AS:8:GLY:C	19:AS:9:VAL:CG2	2.84	0.45
2:AB:61:LEU:O	2:AB:61:LEU:HD12	2.17	0.45
31:B6:15:GLU:CB	31:B6:47:THR:HG21	2.47	0.45
35:BA:250:G:H2'	35:BA:251:A:C8	2.52	0.45
1:AA:1323:G:H4'	1:AA:1363:C:N3	2.32	0.45
1:AA:939:G:H5''	7:AG:102:ARG:CZ	2.43	0.45
19:AS:15:LEU:HD21	19:AS:33:THR:HB	1.99	0.45
35:BA:272(J):C:H3'	35:BA:274:G:C5'	2.34	0.45
3:AC:93:LYS:HG2	3:AC:93:LYS:O	2.17	0.45
47:BP:99:LEU:HA	47:BP:102:ARG:HH22	1.81	0.45
26:B1:86:SER:C	26:B1:90:ILE:HG12	2.36	0.45
45:BN:54:VAL:CB	45:BN:122:VAL:HG22	2.34	0.45
41:BG:172:LEU:HD23	41:BG:176:LEU:CD1	2.34	0.45
26:B1:45:ASN:CB	35:BA:2230:G:H1'	2.40	0.45
50:BS:102:ALA:HB3	50:BS:103:GLU:H	1.49	0.45
35:BA:1125:G:C6	35:BA:1126:A:N6	2.85	0.45
35:BA:1028:A:C2	35:BA:2487:G:H1'	2.51	0.45
35:BA:979:G:H2'	35:BA:982:C:H41	1.82	0.45
1:AA:1094:G:O2'	1:AA:1095:U:OP2	2.35	0.45
26:B1:32:LYS:C	26:B1:33:LYS:HG3	2.36	0.45
1:AA:1234:C:HO2'	1:AA:1364:U:H6	1.60	0.45
45:BN:133:GLN:O	45:BN:134:ARG:CB	2.65	0.45
34:B9:10:ILE:O	34:B9:11:CYS:HB3	2.17	0.45
1:AA:298:A:H2'	1:AA:299:G:O4'	2.17	0.45
48:BQ:63:LYS:HZ2	57:BZ:175:VAL:HG21	1.81	0.45
13:AM:81:LEU:HD22	13:AM:81:LEU:N	2.31	0.45
49:BR:41:ALA:O	49:BR:43:GLU:N	2.49	0.45
48:BQ:79:LEU:HD23	48:BQ:80:GLU:N	2.31	0.45
1:AA:891:U:H2'	1:AA:892:A:C8	2.51	0.45
48:BQ:21:THR:HG23	48:BQ:101:ARG:HB2	1.99	0.45
24:AY:112:GLN:O	24:AY:115:GLU:HB3	2.17	0.45
35:BA:307:G:H8	35:BA:307:G:O5'	2.00	0.45
3:AC:169:ALA:O	3:AC:170:GLN:HB2	2.17	0.45
40:BF:89:VAL:HG12	40:BF:90:PHE:H	1.80	0.45
50:BS:17:ARG:C	50:BS:19:LYS:H	2.21	0.45
54:BW:1:MET:HE1	54:BW:62:HIS:HD2	1.82	0.45
57:BZ:9:TYR:CG	57:BZ:35:ARG:NH2	2.85	0.45
7:AG:22:LEU:HD22	7:AG:62:PHE:HE2	1.82	0.45
35:BA:1686:C:H2'	35:BA:1687:G:O4'	2.17	0.45
28:B3:12:PRO:O	28:B3:13:ILE:C	2.55	0.45

Continued on next page...

Continued from previous page...

Atom-1	Atom-2	Interatomic distance (Å)	Clash overlap (Å)
35:BA:1105:U:H6	35:BA:1105:U:O5'	2.00	0.45
35:BA:2551:C:H2'	35:BA:2552:U:C6	2.52	0.45
48:BQ:26:TYR:CE2	48:BQ:140:ALA:HB3	2.52	0.45
1:AA:325:A:N6	1:AA:326:G:N1	2.65	0.45
35:BA:1908:C:H2'	35:BA:1909:C:H6	1.80	0.45
36:BB:36:C:H2'	36:BB:37:C:C6	2.52	0.45
35:BA:2496:C:OP1	48:BQ:83:MET:HG2	2.17	0.45
16:AP:23:ASP:OD1	16:AP:24:ALA:N	2.50	0.45
35:BA:1680:U:H2'	35:BA:1681:G:O4'	2.17	0.45
11:AK:92:GLU:HB3	11:AK:96:ARG:HH11	1.82	0.45
35:BA:2113:U:H2'	35:BA:2114:A:H8	1.82	0.45
1:AA:1158:C:C6	2:AB:132:LYS:HD3	2.52	0.44
35:BA:852:G:O2'	35:BA:853:G:H5'	2.17	0.44
52:BU:115:ALA:C	52:BU:117:GLN:H	2.20	0.44
52:BU:58:ARG:O	52:BU:62:ILE:HD12	2.16	0.44
35:BA:2056:G:C2	35:BA:2057:A:C8	3.05	0.44
50:BS:106:ARG:CB	50:BS:106:ARG:HH11	2.24	0.44
41:BG:91:ARG:C	41:BG:91:ARG:CD	2.85	0.44
1:AA:1144:G:N2	1:AA:1145:C:C2	2.85	0.44
56:BY:9:LYS:HD3	56:BY:94:LYS:HE2	1.98	0.44
2:AB:208:ILE:H	2:AB:208:ILE:HG13	1.28	0.44
33:B8:59:LYS:HE3	33:B8:59:LYS:HB2	1.67	0.44
1:AA:781:A:C3'	1:AA:782:A:C5'	2.95	0.44
42:BH:84:SER:OG	42:BH:85:LYS:N	2.49	0.44
24:AY:286:ILE:HG23	24:AY:287:PRO:HD2	1.99	0.44
35:BA:2020:A:C6	35:BA:2022:U:N3	2.85	0.44
35:BA:953:A:H2'	35:BA:954:G:H8	1.81	0.44
47:BP:112:LEU:HD13	47:BP:112:LEU:C	2.38	0.44
35:BA:279:C:H2'	35:BA:280:C:C5'	2.36	0.44
38:BD:133:LEU:O	38:BD:135:PHE:N	2.51	0.44
50:BS:68:GLN:O	50:BS:70:GLY:N	2.50	0.44
34:B9:17:ILE:HG22	34:B9:18:ARG:N	2.33	0.44
35:BA:2443:C:H5'	40:BF:68:LYS:HD3	1.99	0.44
7:AG:78:ARG:NH1	7:AG:78:ARG:CG	2.74	0.44
27:B2:9:GLN:O	27:B2:13:ALA:N	2.50	0.44
35:BA:2667:C:H2'	35:BA:2668:G:C8	2.51	0.44
24:AY:149:VAL:O	24:AY:152:THR:N	2.49	0.44
35:BA:1829:A:H2'	35:BA:1830:C:O4'	2.17	0.44
35:BA:2102:U:H2'	35:BA:2103:C:H6	1.82	0.44
1:AA:1286:A:H5'	21:AU:25:LYS:HD2	1.99	0.44
9:AI:125:TYR:HD1	9:AI:126:SER:N	2.14	0.44

Continued on next page...

Continued from previous page...

Atom-1	Atom-2	Interatomic distance (Å)	Clash overlap (Å)
18:AR:66:LEU:CG	18:AR:70:ILE:HD11	2.44	0.44
24:AY:165:GLN:NE2	24:AY:260:LEU:HD22	2.32	0.44
56:BY:55:TYR:O	56:BY:56:PRO:C	2.55	0.44
1:AA:999:C:C6	1:AA:999:C:C3'	3.00	0.44
35:BA:223:A:C4	35:BA:422:A:C8	3.05	0.44
38:BD:227:ASN:HB3	38:BD:228:PRO:CD	2.47	0.44
1:AA:1243:C:H42	1:AA:1294:G:H1	1.65	0.44
40:BF:135:LYS:CB	40:BF:138:GLU:OE2	2.65	0.44
35:BA:2837:G:C4	35:BA:2838:G:C8	3.06	0.44
35:BA:1943:U:C2'	35:BA:1943:U:O2	2.63	0.44
24:AY:229:LEU:O	24:AY:231:TYR:N	2.50	0.44
35:BA:2555:U:C5	35:BA:2556:C:C6	3.04	0.44
19:AS:24:ALA:O	19:AS:25:LYS:CB	2.64	0.44
38:BD:210:GLY:O	38:BD:211:ARG:HB3	2.17	0.44
46:BO:20:MET:HG2	46:BO:21:CYS:N	2.31	0.44
35:BA:1413:G:N2	35:BA:1589:C:O2	2.45	0.44
17:AQ:45:HIS:CB	17:AQ:65:ILE:CD1	2.94	0.44
35:BA:723:G:C6	35:BA:724:U:C4	3.04	0.44
35:BA:606:U:C5'	35:BA:607:U:OP2	2.65	0.44
35:BA:55:G:H1	35:BA:115:C:N4	2.15	0.44
1:AA:51:A:H4'	1:AA:52:G:C5'	2.47	0.44
38:BD:37:LEU:O	38:BD:38:LYS:C	2.56	0.44
32:B7:36:GLN:C	32:B7:38:GLY:N	2.69	0.44
1:AA:411:A:C6	1:AA:429:U:C4	3.06	0.44
35:BA:1899:G:C2'	35:BA:1900:A:OP2	2.65	0.44
35:BA:187:G:N3	35:BA:1365:A:C2	2.85	0.44
35:BA:849:A:H3'	35:BA:850:C:C6	2.52	0.44
35:BA:1009:A:H1'	52:BU:59:ARG:HH11	1.83	0.44
30:B5:2:ALA:O	30:B5:3:LYS:HB3	2.18	0.44
12:AL:41:ARG:NH1	12:AL:41:ARG:CB	2.80	0.44
41:BG:42:GLY:O	41:BG:43:LEU:HB2	2.17	0.44
24:AY:16:GLY:C	24:AY:17:ILE:HD12	2.38	0.44
9:AI:7:THR:O	9:AI:83:ARG:HD2	2.18	0.44
31:B6:39:TYR:HB3	31:B6:49:HIS:CE1	2.52	0.44
35:BA:664:C:O2'	35:BA:665:C:H5'	2.17	0.44
35:BA:510:C:OP1	35:BA:511:U:OP2	2.35	0.44
40:BF:31:HIS:O	40:BF:34:TRP:HB3	2.17	0.44
35:BA:2876:G:C5'	51:BT:3:ARG:HA	2.47	0.44
30:B5:55:ARG:HH22	49:BR:33:ARG:HD2	1.83	0.44
27:B2:48:HIS:CE1	27:B2:49:LYS:HG2	2.52	0.44
8:AH:126:LYS:CG	8:AH:126:LYS:O	2.62	0.44

Continued on next page...

Continued from previous page...

Atom-1	Atom-2	Interatomic distance (Å)	Clash overlap (Å)
45:BN:16:ILE:O	45:BN:54:VAL:HA	2.17	0.44
39:BE:98:PRO:CG	39:BE:175:VAL:HG12	2.33	0.44
1:AA:1126:U:O4	10:AJ:7:LYS:HE2	2.17	0.44
35:BA:1124:C:H2'	35:BA:1125:G:O4'	2.16	0.44
5:AE:28:PHE:CD2	5:AE:51:VAL:HG22	2.51	0.44
35:BA:1329:U:H5'	35:BA:1330:C:C5	2.51	0.44
48:BQ:70:PRO:HA	48:BQ:95:ALA:HB2	1.99	0.44
1:AA:439:A:C4	1:AA:496:A:C2	3.05	0.44
35:BA:1040:C:H2'	35:BA:1041:C:C6	2.53	0.44
3:AC:181:ASN:HD21	3:AC:204:LEU:HD12	1.82	0.44
24:AY:514:VAL:HG21	24:AY:593:ALA:HB2	1.99	0.44
29:B4:39:CYS:SG	29:B4:42:PHE:HE2	2.40	0.44
37:BC:60:ARG:HG3	37:BC:165:ARG:CG	2.43	0.44
24:AY:512:ILE:N	24:AY:512:ILE:CD1	2.78	0.44
56:BY:54:LYS:HG2	56:BY:55:TYR:CE1	2.52	0.44
8:AH:6:ILE:C	8:AH:8:ASP:N	2.67	0.44
1:AA:1334:G:C5'	1:AA:1335:C:OP2	2.64	0.44
35:BA:51:G:N3	35:BA:119:A:C2	2.86	0.44
53:BV:25:LEU:H	53:BV:92:THR:HG21	1.82	0.44
47:BP:135:LEU:HD13	47:BP:135:LEU:C	2.37	0.44
1:AA:865:A:H2'	1:AA:866:C:C6	2.52	0.44
35:BA:2352:A:C2'	35:BA:2353:G:H5'	2.46	0.44
9:AI:112:LYS:C	9:AI:112:LYS:HD3	2.38	0.44
1:AA:22:G:H2'	1:AA:23:C:C6	2.52	0.44
1:AA:60:A:C5'	1:AA:331:G:N2	2.80	0.44
35:BA:1571:A:O5'	35:BA:1571:A:H8	1.99	0.44
35:BA:503:A:H4'	35:BA:504:U:C5'	2.47	0.44
1:AA:1397:C:H3'	1:AA:1397:C:H6	1.81	0.44
11:AK:69:ALA:O	11:AK:70:LYS:C	2.56	0.44
57:BZ:33:LEU:HA	57:BZ:33:LEU:HD12	1.82	0.44
44:BL:58:LEU:C	44:BL:58:LEU:HD23	2.38	0.44
35:BA:430:G:H2'	35:BA:431:U:H5'	2.00	0.44
1:AA:288:A:H2'	1:AA:289:G:H4'	1.99	0.44
37:BC:62:THR:HG22	37:BC:163:GLU:HG3	1.98	0.44
35:BA:374:A:C2'	35:BA:375:C:H5'	2.47	0.44
24:AY:74:TRP:CH2	24:AY:270:GLN:HG2	2.52	0.44
35:BA:926:A:C2	35:BA:927:G:C4	3.06	0.44
52:BU:98:LEU:O	52:BU:106:PHE:HB2	2.17	0.44
52:BU:83:LEU:CD1	52:BU:83:LEU:H	2.31	0.44
51:BT:29:ARG:HE	51:BT:84:GLN:HG3	1.83	0.44
50:BS:85:VAL:HB	50:BS:86:ALA:H	1.56	0.44

Continued on next page...

Continued from previous page...

Atom-1	Atom-2	Interatomic distance (Å)	Clash overlap (Å)
50:BS:98:VAL:O	50:BS:100:ALA:N	2.50	0.44
29:B4:1:MET:CE	29:B4:1:MET:N	2.80	0.44
29:B4:8:LYS:CD	29:B4:9:LEU:O	2.64	0.44
35:BA:1750:G:H2'	35:BA:1751:C:H6	1.82	0.44
27:B2:3:LEU:HD22	27:B2:7:ARG:NH2	2.32	0.44
31:B6:11:LEU:HD22	31:B6:12:GLU:N	2.32	0.44
31:B6:28:ARG:HB3	31:B6:28:ARG:NH1	2.31	0.44
35:BA:2381:C:H2'	35:BA:2381:C:O2	2.18	0.44
35:BA:27:G:H2'	35:BA:28:A:OP2	2.17	0.44
30:B5:40:LYS:HD3	30:B5:44:THR:HB	1.99	0.44
35:BA:2812:G:N2	35:BA:2889:C:C2	2.86	0.44
38:BD:91:ARG:CG	38:BD:91:ARG:HH11	2.29	0.44
35:BA:910:A:C6	48:BQ:13:GLN:HG3	2.52	0.44
8:AH:114:THR:HG22	8:AH:130:GLY:O	2.17	0.44
49:BR:10:LEU:HB3	49:BR:17:ARG:NE	2.32	0.44
24:AY:238:THR:O	24:AY:242:LEU:HB2	2.17	0.44
34:B9:22:ARG:HB2	34:B9:24:TYR:HE1	1.83	0.44
35:BA:2514:U:C2	35:BA:2515:C:C5	3.05	0.44
35:BA:2069:G:O2'	35:BA:2070:G:H5'	2.16	0.44
3:AC:155:GLY:O	3:AC:156:ARG:CB	2.65	0.44
22:AV:2:G:C2	22:AV:3:C:C4	3.05	0.44
27:B2:22:GLU:O	27:B2:23:LYS:C	2.54	0.44
35:BA:1640:C:H2'	35:BA:1641:A:O4'	2.17	0.44
36:BB:71:C:N3	36:BB:106:G:N2	2.63	0.44
1:AA:663:A:C2'	1:AA:664:G:H5'	2.47	0.44
20:AT:73:HIS:O	20:AT:76:ALA:N	2.50	0.44
35:BA:1461:G:H2'	35:BA:1462:C:H6	1.81	0.44
43:BK:37:PHE:C	43:BK:39:LYS:H	2.20	0.44
35:BA:1578:U:O2	35:BA:1578:U:H2'	2.16	0.44
35:BA:1064:C:C5'	43:BK:87:GLY:H	2.31	0.44
1:AA:159:G:C3'	1:AA:160:A:H5''	2.44	0.44
55:BX:18:TYR:HA	55:BX:21:PHE:CE2	2.53	0.44
35:BA:2628:C:O2'	35:BA:2781:A:H2'	2.17	0.44
35:BA:2837:G:C5	35:BA:2838:G:N7	2.85	0.44
35:BA:445:C:O2	35:BA:449:A:H2	2.00	0.44
1:AA:220:G:N2	1:AA:221:C:H1'	2.32	0.44
55:BX:56:THR:C	55:BX:57:LEU:HD13	2.37	0.44
35:BA:1047:G:N2	35:BA:1110:G:H1'	2.33	0.44
1:AA:392:G:H2'	1:AA:393:A:C8	2.53	0.44
35:BA:231:C:O2'	35:BA:232:G:H5'	2.18	0.44
35:BA:886:C:O2'	35:BA:887:A:H4'	2.17	0.44

Continued on next page...

Continued from previous page...

Atom-1	Atom-2	Interatomic distance (Å)	Clash overlap (Å)
35:BA:2704:C:C5	35:BA:2705:A:N7	2.86	0.44
35:BA:2459:A:C4	35:BA:2460:U:C6	3.06	0.44
20:AT:78:ALA:HA	20:AT:81:LYS:HD3	1.99	0.44
13:AM:106:ASN:HB3	13:AM:107:ALA:H	1.30	0.44
4:AD:100:ARG:HH22	4:AD:137:SER:HB3	1.81	0.44
35:BA:1897:G:H2'	35:BA:1898:U:O4'	2.18	0.44
8:AH:54:ASP:O	8:AH:56:LYS:HG3	2.17	0.44
46:BO:66:LYS:HD3	46:BO:80:ASP:O	2.17	0.44
16:AP:9:PHE:CD2	16:AP:18:ARG:CZ	3.00	0.44
35:BA:614(C):A:N3	35:BA:615:G:H1'	2.32	0.44
1:AA:980:C:H3'	1:AA:980:C:H6	1.82	0.44
56:BY:12:THR:HG22	56:BY:13:VAL:N	2.32	0.44
56:BY:13:VAL:HG22	56:BY:73:ARG:O	2.17	0.44
33:B8:47:LYS:HZ3	33:B8:49:VAL:HG13	1.82	0.44
35:BA:2285:C:H4'	35:BA:2288:A:N7	2.33	0.44
35:BA:2348:U:H2'	35:BA:2349:G:C5'	2.47	0.44
49:BR:101:ALA:O	49:BR:102:GLU:HB2	2.17	0.44
15:AO:76:GLU:C	15:AO:78:TYR:H	2.21	0.44
24:AY:492:ASP:OD2	24:AY:513:LYS:HG3	2.17	0.44
35:BA:1782:C:O5'	35:BA:1782:C:H6	2.00	0.44
46:BO:104:ARG:NH2	51:BT:33:LYS:CE	2.81	0.44
1:AA:1228:C:C5	1:AA:1229:A:N7	2.86	0.44
1:AA:6:G:H2'	5:AE:119:LEU:HD11	1.98	0.44
35:BA:830:G:H1'	35:BA:2448:A:C6	2.51	0.44
42:BH:121:ILE:HD11	42:BH:140:LYS:HB3	2.00	0.44
42:BH:17:VAL:O	42:BH:45:VAL:CG2	2.65	0.44
12:AL:78:GLN:O	12:AL:79:GLU:C	2.56	0.44
24:AY:180:VAL:HG23	24:AY:181:LEU:H	1.82	0.44
39:BE:2:LYS:HG2	39:BE:95:ILE:CG2	2.47	0.44
4:AD:163:GLU:C	4:AD:165:MET:H	2.21	0.44
2:AB:215:LEU:HD13	2:AB:215:LEU:HA	1.76	0.44
35:BA:786:C:O5'	35:BA:786:C:H6	2.01	0.44
1:AA:1089:G:C6	1:AA:1090:U:C4	3.06	0.44
1:AA:1108:G:OP1	3:AC:176:HIS:HD2	2.00	0.44
49:BR:54:LEU:HD23	49:BR:66:VAL:CG2	2.44	0.44
1:AA:1103:C:C5'	2:AB:98:LEU:HD13	2.47	0.44
24:AY:312:LEU:HD22	24:AY:313:ALA:O	2.18	0.44
49:BR:72:ASP:CG	49:BR:75:LEU:HB2	2.36	0.44
35:BA:408:G:C2'	35:BA:409:C:H5'	2.48	0.44
1:AA:742:G:H5''	15:AO:58:MET:HE3	2.00	0.44
1:AA:614:A:C2	1:AA:627:G:C2	3.05	0.44

Continued on next page...

Continued from previous page...

Atom-1	Atom-2	Interatomic distance (Å)	Clash overlap (Å)
1:AA:538:G:H2'	1:AA:539:A:C8	2.52	0.44
12:AL:113:ARG:HG2	12:AL:113:ARG:HH11	1.81	0.44
35:BA:860:U:O4'	35:BA:860:U:O2	2.36	0.44
35:BA:1829:A:N3	38:BD:15:PHE:CZ	2.86	0.44
1:AA:1422:G:H4'	46:BO:49:ARG:NH1	2.32	0.44
43:BK:41:PHE:O	43:BK:43:ALA:N	2.51	0.44
19:AS:42:PRO:O	29:B4:49:PHE:CZ	2.68	0.44
1:AA:446:G:N2	1:AA:447:G:H1'	2.32	0.44
35:BA:2192:G:H2'	35:BA:2193:G:H5''	1.99	0.44
35:BA:1431:U:H6	35:BA:1431:U:O5'	1.99	0.44
35:BA:783:A:H2'	35:BA:784:A:O5'	2.17	0.44
40:BF:206:ILE:CG2	40:BF:207:GLY:N	2.68	0.44
35:BA:2626:C:O2'	35:BA:2627:G:H5'	2.18	0.44
1:AA:356:A:H2'	1:AA:357:G:H8	1.83	0.44
35:BA:1683:C:H2'	35:BA:1684:C:H6	1.82	0.44
35:BA:65:C:H5'	55:BX:71:GLY:HA3	2.00	0.44
24:AY:39:ILE:HG22	24:AY:41:LYS:H	1.83	0.44
1:AA:59:A:H3'	1:AA:331:G:N2	2.33	0.44
1:AA:1217:C:O2	1:AA:1217:C:C2'	2.61	0.44
39:BE:45:THR:O	39:BE:46:ALA:CB	2.65	0.44
35:BA:1305:C:N3	35:BA:1624:G:C6	2.84	0.44
35:BA:2533:A:N6	35:BA:2534:A:C6	2.85	0.44
35:BA:443:A:OP1	40:BF:46:ARG:HB2	2.17	0.44
35:BA:463:G:C2	35:BA:467:G:C6	3.05	0.44
17:AQ:25:ARG:O	17:AQ:25:ARG:HG3	2.16	0.44
35:BA:1584:C:C3'	35:BA:1584:C:O2	2.65	0.44
1:AA:56:U:O2'	1:AA:57:G:H5'	2.17	0.44
1:AA:1110:A:H8	1:AA:1110:A:O5'	2.00	0.44
35:BA:2895:U:C3'	35:BA:2895:U:C6	2.99	0.44
1:AA:707:C:H2'	1:AA:708:C:C6	2.52	0.44
35:BA:667:U:H2'	35:BA:668:G:O4'	2.18	0.44
35:BA:2326:C:H6	35:BA:2326:C:O5'	2.01	0.44
1:AA:414:A:N6	1:AA:431:A:N3	2.65	0.44
35:BA:2246:G:H1'	35:BA:2426:A:C2	2.53	0.44
52:BU:50:ARG:O	52:BU:52:ARG:N	2.50	0.44
52:BU:80:ILE:HG22	52:BU:80:ILE:O	2.18	0.44
2:AB:118:LEU:HD13	2:AB:142:LEU:HB2	2.00	0.44
38:BD:267:SER:C	38:BD:270:ILE:HD11	2.36	0.44
19:AS:35:SER:C	19:AS:37:ARG:N	2.69	0.44
55:BX:92:LEU:O	55:BX:94:GLY:N	2.51	0.44
35:BA:2308:G:H2'	35:BA:2309:A:C8	2.52	0.44

Continued on next page...

Continued from previous page...

Atom-1	Atom-2	Interatomic distance (Å)	Clash overlap (Å)
41:BG:63:ILE:HD12	41:BG:64:THR:HB	2.00	0.44
24:AY:89:ASP:HB2	24:AY:90:PHE:H	1.52	0.44
35:BA:2393:A:H2'	35:BA:2394:C:C6	2.52	0.44
35:BA:511:U:C5	35:BA:512:G:C4	3.06	0.44
40:BF:31:HIS:O	40:BF:32:LEU:C	2.55	0.44
28:B3:31:LEU:HD13	28:B3:31:LEU:C	2.38	0.44
35:BA:2807:G:C3'	35:BA:2808:U:H5''	2.37	0.44
51:BT:116:ALA:HB1	51:BT:121:ILE:HD11	1.99	0.44
51:BT:90:GLN:HG2	51:BT:120:ARG:NH2	2.32	0.44
35:BA:272(J):C:H5'	35:BA:274:G:OP1	2.16	0.44
36:BB:7:G:C5'	50:BS:29:PHE:CD2	3.00	0.44
3:AC:52:LEU:CD2	3:AC:52:LEU:H	2.14	0.44
35:BA:1193:G:OP1	47:BP:17:LYS:NZ	2.50	0.44
37:BC:211:ARG:CG	37:BC:211:ARG:NH1	2.66	0.44
57:BZ:165:VAL:CG1	57:BZ:166:SER:H	2.17	0.44
35:BA:745:G:H21	35:BA:750:A:H61	1.66	0.44
35:BA:1609:A:H1'	35:BA:1616:A:H1'	1.98	0.44
34:B9:29:ASN:ND2	34:B9:32:HIS:CG	2.85	0.44
35:BA:709:U:O2'	35:BA:710:G:H5'	2.18	0.44
40:BF:99:TYR:CE2	40:BF:101:LEU:HD13	2.51	0.44
1:AA:1179:A:O3'	9:AI:103:THR:HA	2.17	0.44
1:AA:1371:G:O3'	9:AI:69:GLY:HA3	2.15	0.44
19:AS:65:ASN:HA	29:B4:48:ARG:HH12	1.82	0.44
51:BT:112:ARG:O	51:BT:112:ARG:HG3	2.16	0.44
7:AG:72:ARG:HB3	7:AG:142:GLU:OE1	2.16	0.44
35:BA:2223:G:H2'	35:BA:2224:G:C5'	2.48	0.44
35:BA:1343:G:H1	35:BA:1404:C:H42	1.65	0.44
25:B0:19:LYS:HD3	25:B0:41:ARG:NH2	2.28	0.44
35:BA:1092:C:O2'	35:BA:1093:G:H5'	2.18	0.44
15:AO:7:GLU:O	15:AO:11:VAL:HG23	2.17	0.44
33:B8:42:ARG:C	33:B8:44:LYS:H	2.20	0.44
35:BA:214:G:H2'	35:BA:215:G:O4'	2.17	0.44
2:AB:137:ARG:C	2:AB:137:ARG:CD	2.85	0.44
1:AA:1484:C:H2'	1:AA:1485:U:O4'	2.18	0.44
35:BA:1416:G:O2'	35:BA:1417:C:C5	2.67	0.44
22:AV:26:G:H2'	22:AV:27:U:C6	2.53	0.44
18:AR:65:ILE:HG12	18:AR:65:ILE:H	1.59	0.44
41:BG:14:GLU:C	41:BG:17:PRO:HD2	2.37	0.44
29:B4:43:TYR:CD2	29:B4:44:THR:HG23	2.52	0.44
1:AA:913:A:H4'	1:AA:914:A:H4'	1.99	0.44
41:BG:77:ILE:HG22	41:BG:80:PHE:CA	2.43	0.44

Continued on next page...

Continued from previous page...

Atom-1	Atom-2	Interatomic distance (Å)	Clash overlap (Å)
39:BE:23:VAL:HA	39:BE:186:GLY:H	1.81	0.44
52:BU:50:ARG:C	52:BU:52:ARG:N	2.68	0.44
19:AS:10:PHE:CD1	19:AS:10:PHE:N	2.85	0.44
2:AB:185:ILE:CG2	2:AB:199:TYR:HB2	2.25	0.44
50:BS:71:ARG:HG3	50:BS:71:ARG:HH11	1.81	0.44
35:BA:2307:G:C2	35:BA:2308:G:H5''	2.52	0.44
35:BA:301:G:C4	35:BA:302:C:C5	3.06	0.44
33:B8:53:PRO:HG2	33:B8:54:GLU:H	1.83	0.44
43:BK:100:THR:HG22	43:BK:139:VAL:HB	2.00	0.44
40:BF:11:VAL:HG12	40:BF:12:LEU:H	1.83	0.44
40:BF:16:GLY:O	40:BF:17:ARG:CG	2.63	0.44
1:AA:1329:A:H5''	13:AM:26:GLY:N	2.32	0.44
51:BT:52:ILE:HG21	51:BT:52:ILE:HD13	1.72	0.44
1:AA:797:C:OP1	11:AK:124:LYS:HE3	2.17	0.44
1:AA:141:A:H1'	1:AA:182:U:C2	2.53	0.44
1:AA:1229:A:H2'	1:AA:1230:C:C6	2.53	0.44
43:BK:3:LYS:HB3	43:BK:29:GLN:HB3	1.99	0.44
43:BK:3:LYS:HB3	43:BK:3:LYS:HE3	1.83	0.44
39:BE:144:ARG:O	39:BE:145:LYS:O	2.35	0.44
27:B2:46:GLN:OE1	35:BA:95:G:H4'	2.17	0.44
11:AK:77:MET:C	11:AK:78:GLN:HG3	2.38	0.44
35:BA:363(E):U:O2'	35:BA:363(F):A:O4'	2.36	0.44
35:BA:1314:C:C5'	35:BA:1314:C:H6	2.19	0.44
39:BE:30:PRO:HD3	39:BE:180:ASN:ND2	2.33	0.44
1:AA:1254:C:O4'	1:AA:1356:G:H5''	2.18	0.44
20:AT:26:ASN:H	20:AT:26:ASN:ND2	2.13	0.44
35:BA:1881:C:O2'	35:BA:1882:C:H5'	2.17	0.44
35:BA:294:A:N6	35:BA:345:A:H1'	2.32	0.44
35:BA:2845:G:O5'	35:BA:2845:G:H8	2.01	0.44
1:AA:334:C:C4	1:AA:335:C:N4	2.85	0.44
26:B1:87:PRO:HG2	26:B1:88:LYS:H	1.82	0.44
35:BA:2688:U:H3'	35:BA:2688:U:O2	2.18	0.44
13:AM:19:LEU:HA	13:AM:22:ILE:HD13	2.00	0.44
20:AT:74:LYS:HB2	20:AT:75:ASN:HD22	1.81	0.44
7:AG:6:ARG:O	7:AG:7:ALA:C	2.55	0.44
1:AA:773:G:H2'	1:AA:774:G:H5'	2.00	0.44
29:B4:48:ARG:O	29:B4:49:PHE:CD1	2.71	0.44
35:BA:332:A:O2'	35:BA:334:C:OP2	2.35	0.44
25:B0:19:LYS:CD	25:B0:41:ARG:HH22	2.29	0.44
35:BA:2779:U:H5'	35:BA:2780:G:O5'	2.18	0.44
37:BC:2:PRO:CB	37:BC:4:HIS:O	2.64	0.44

Continued on next page...

Continued from previous page...

Atom-1	Atom-2	Interatomic distance (Å)	Clash overlap (Å)
37:BC:225:ILE:C	37:BC:225:ILE:HD12	2.37	0.44
35:BA:1156:A:C2'	35:BA:1157:G:OP1	2.65	0.44
1:AA:143:A:H2	1:AA:220:G:H1	1.66	0.44
1:AA:274:A:H4'	1:AA:275:G:OP1	2.17	0.44
1:AA:25:C:H5'	1:AA:524:G:H1'	1.98	0.44
1:AA:524:G:H2'	1:AA:525:C:C6	2.52	0.44
35:BA:198:C:H2'	35:BA:199:A:H5''	1.98	0.44
35:BA:773:U:H5'	38:BD:47:GLY:HA2	1.99	0.44
1:AA:238:G:C6	1:AA:239:U:C4	3.06	0.44
35:BA:381:G:H2'	35:BA:382:G:H8	1.81	0.44
51:BT:126:ALA:C	51:BT:128:GLU:H	2.21	0.44
1:AA:1121:U:C4	1:AA:1122:U:O4	2.70	0.44
35:BA:1891:G:H2'	35:BA:1892:C:O4'	2.18	0.44
1:AA:1527:C:H6	1:AA:1527:C:O5'	2.01	0.44
35:BA:1602:U:H3'	35:BA:1603:A:H5'	1.99	0.44
35:BA:272(E):G:H2'	35:BA:272(F):C:O4'	2.17	0.44
38:BD:35:LYS:HD2	38:BD:36:PRO:HA	2.00	0.44
35:BA:993:G:OP1	52:BU:50:ARG:HD2	2.18	0.44
52:BU:52:ARG:O	52:BU:55:ARG:HG2	2.16	0.44
35:BA:2313:C:O2'	35:BA:2314:C:H5'	2.18	0.44
24:AY:15:ILE:C	24:AY:101:LEU:HD13	2.38	0.44
35:BA:271(E):U:H3	35:BA:271(S):G:H1	1.65	0.44
31:B6:15:GLU:HB2	31:B6:47:THR:HG21	1.99	0.44
31:B6:9:LEU:HD21	31:B6:26:ASN:HD22	1.76	0.44
31:B6:41:PRO:HG2	31:B6:41:PRO:O	2.18	0.44
33:B8:51:ALA:HA	33:B8:54:GLU:OE1	2.17	0.44
47:BP:58:THR:C	47:BP:61:ARG:HE	2.12	0.44
51:BT:107:ASP:N	51:BT:107:ASP:OD1	2.50	0.44
51:BT:118:ARG:HA	51:BT:121:ILE:CB	2.48	0.44
15:AO:26:GLU:HG3	15:AO:77:ARG:NH1	2.32	0.44
15:AO:82:ILE:HD13	15:AO:82:ILE:O	2.16	0.44
35:BA:1820:U:O2	38:BD:202:LYS:HG2	2.18	0.44
24:AY:486:THR:CG2	24:AY:602:LEU:HG	2.48	0.44
6:AF:12:PRO:HA	6:AF:45:LEU:HD11	1.99	0.44
35:BA:2317:C:H2'	35:BA:2318:G:C5'	2.37	0.44
35:BA:625:G:O2'	35:BA:626:U:H5'	2.17	0.44
35:BA:192:C:C2'	35:BA:193:U:H5'	2.46	0.44
56:BY:46:LYS:H	56:BY:62:GLU:CB	2.22	0.44
50:BS:35:ILE:H	50:BS:53:SER:HB2	1.83	0.44
39:BE:77:ILE:HB	39:BE:78:LEU:H	1.62	0.44
27:B2:22:GLU:C	27:B2:24:LEU:N	2.70	0.44

Continued on next page...

Continued from previous page...

Atom-1	Atom-2	Interatomic distance (Å)	Clash overlap (Å)
57:BZ:77:ASP:CA	57:BZ:78:LYS:HD3	2.47	0.44
35:BA:1544:A:O2'	35:BA:1545:A:H5'	2.18	0.44
15:AO:24:SER:O	15:AO:25:THR:C	2.54	0.44
1:AA:631:G:H2'	1:AA:632:A:N7	2.33	0.44
36:BB:73:A:C4	36:BB:105:A:C2	3.05	0.44
57:BZ:72:ARG:HA	57:BZ:72:ARG:HD3	1.60	0.44
1:AA:666:G:C2	1:AA:667:G:C8	3.06	0.44
48:BQ:32:TYR:N	48:BQ:32:TYR:CD1	2.86	0.44
13:AM:49:THR:HB	13:AM:52:GLU:HG3	1.98	0.44
6:AF:80:ARG:CG	6:AF:80:ARG:HH11	2.31	0.44
8:AH:32:LYS:C	8:AH:34:GLU:N	2.70	0.44
18:AR:44:LEU:O	18:AR:45:SER:C	2.56	0.44
35:BA:915:C:H2'	35:BA:916:G:H8	1.82	0.44
1:AA:1525:G:O2'	1:AA:1526:G:H5'	2.17	0.44
20:AT:84:LEU:C	20:AT:86:ARG:H	2.21	0.44
20:AT:84:LEU:C	20:AT:84:LEU:HD12	2.38	0.44
20:AT:36:LEU:HD21	20:AT:55:ILE:HG23	1.98	0.44
38:BD:28:GLU:HB2	38:BD:29:PRO:HD3	2.00	0.44
35:BA:1387:C:H4'	35:BA:1469:A:H5'	2.00	0.44
35:BA:30:G:C5	35:BA:31:C:C4	3.06	0.44
35:BA:466:A:C2	35:BA:796:C:O4'	2.71	0.44
29:B4:56:VAL:HG12	29:B4:56:VAL:O	2.17	0.44
37:BC:30:VAL:O	37:BC:33:LEU:HB2	2.18	0.44
35:BA:2378:A:N1	50:BS:19:LYS:HE3	2.33	0.44
35:BA:869:G:H1'	48:BQ:8:LYS:HD2	2.00	0.44
38:BD:11:PRO:C	38:BD:13:ARG:N	2.71	0.44
1:AA:1361:G:C5'	1:AA:1362:C:OP2	2.66	0.44
35:BA:451:C:H41	35:BA:453:C:H3'	1.83	0.44
46:BO:101:PRO:C	46:BO:102:VAL:HG13	2.38	0.44
35:BA:1630:G:C2	35:BA:1637:A:C2	3.06	0.44
35:BA:1248:G:C4	52:BU:3:ARG:HD2	2.53	0.44
10:AJ:56:HIS:O	10:AJ:58:ASP:N	2.51	0.44
51:BT:2:ASN:O	51:BT:4:GLY:N	2.50	0.44
4:AD:50:ARG:HA	4:AD:51:PRO:HD3	1.81	0.44
3:AC:173:VAL:N	3:AC:174:PRO:HD3	2.32	0.44
8:AH:20:TYR:CE1	8:AH:76:PRO:HG2	2.53	0.44
28:B3:46:ASN:O	28:B3:47:VAL:C	2.56	0.44
2:AB:112:VAL:C	2:AB:114:ARG:H	2.21	0.44
19:AS:52:TYR:HB2	19:AS:57:HIS:CE1	2.53	0.44
19:AS:10:PHE:HZ	19:AS:70:LYS:NZ	2.16	0.44
46:BO:79:PHE:HB3	51:BT:70:VAL:HG11	2.00	0.44

Continued on next page...

Continued from previous page...

Atom-1	Atom-2	Interatomic distance (Å)	Clash overlap (Å)
35:BA:614:U:H2'	35:BA:614(A):U:O4'	2.18	0.44
50:BS:89:ARG:HG3	50:BS:92:TYR:HB3	1.99	0.44
10:AJ:30:SER:O	10:AJ:81:THR:HG23	2.18	0.44
31:B6:15:GLU:OE2	31:B6:20:ASN:ND2	2.51	0.44
33:B8:49:VAL:O	33:B8:53:PRO:HD3	2.18	0.44
35:BA:2345:G:N7	35:BA:2372:G:C2	2.86	0.44
35:BA:1242:A:C6	47:BP:8:PRO:HG2	2.53	0.44
1:AA:1004:A:C6	1:AA:1034:G:H2'	2.53	0.44
35:BA:2439:A:HO2'	35:BA:2587:A:H5''	1.80	0.44
8:AH:121:ASP:O	8:AH:122:ARG:C	2.55	0.44
35:BA:1949:G:H2'	35:BA:1950:G:C8	2.53	0.44
47:BP:91:PHE:HZ	47:BP:100:LEU:CD1	2.30	0.44
1:AA:1054:C:C2'	1:AA:1054:C:O2	2.66	0.44
54:BW:50:VAL:HG13	54:BW:51:LEU:N	2.32	0.44
39:BE:31:CYS:O	39:BE:91:VAL:N	2.45	0.44
39:BE:77:ILE:C	39:BE:78:LEU:HG	2.38	0.44
1:AA:1152:A:OP1	10:AJ:68:HIS:HD2	2.01	0.44
35:BA:980:A:C4	35:BA:1136:G:O4'	2.71	0.44
4:AD:163:GLU:C	4:AD:165:MET:N	2.71	0.44
4:AD:163:GLU:HA	4:AD:163:GLU:OE1	2.18	0.44
48:BQ:84:GLY:O	48:BQ:85:LYS:HB2	2.18	0.44
35:BA:544:G:C2	35:BA:549:G:N1	2.86	0.44
2:AB:100:GLY:C	2:AB:102:LEU:N	2.71	0.44
13:AM:56:LEU:CD1	13:AM:56:LEU:C	2.84	0.44
51:BT:62:THR:HA	51:BT:74:ARG:O	2.17	0.44
3:AC:15:THR:HG23	3:AC:181:ASN:HA	1.96	0.44
35:BA:1175:U:H2'	35:BA:1177:A:C2	2.53	0.44
35:BA:404:C:H1'	35:BA:406:G:C8	2.52	0.44
35:BA:1494:A:O2'	35:BA:1495:A:H3'	2.18	0.44
24:AY:228:MET:CE	24:AY:229:LEU:CD2	2.96	0.44
10:AJ:91:PRO:HG2	10:AJ:91:PRO:O	2.17	0.44
1:AA:1216:G:H2'	1:AA:1217:C:C6	2.53	0.44
35:BA:1441:G:H2'	35:BA:1442:G:C8	2.49	0.44
3:AC:188:LEU:HD22	3:AC:188:LEU:N	2.33	0.44
35:BA:2704:C:H2'	35:BA:2705:A:O4'	2.17	0.44
35:BA:496:G:C6	35:BA:497:A:C4	3.06	0.44
24:AY:203:GLU:O	24:AY:204:GLU:O	2.36	0.44
35:BA:949:C:H2'	35:BA:950:G:H8	1.82	0.44
38:BD:45:ASN:HB2	38:BD:46:GLN:OE1	2.18	0.44
35:BA:1719:G:O2'	35:BA:1720:U:H5'	2.17	0.44
35:BA:1530:C:H2'	35:BA:1531:C:C6	2.52	0.44

Continued on next page...

Continued from previous page...

Atom-1	Atom-2	Interatomic distance (Å)	Clash overlap (Å)
11:AK:31:THR:OG1	11:AK:42:TRP:HB3	2.18	0.44
38:BD:30:GLU:HG3	38:BD:63:ARG:CZ	2.48	0.44
39:BE:23:VAL:HG12	39:BE:184:VAL:O	2.17	0.44
35:BA:185:U:C2	35:BA:212:G:N2	2.85	0.44
35:BA:2735:G:H2'	35:BA:2736:G:C8	2.53	0.44
50:BS:88:ASP:CG	50:BS:89:ARG:N	2.71	0.44
29:B4:1:MET:HG3	41:BG:66:GLN:HG3	1.99	0.44
35:BA:2306:C:C5	35:BA:2307:G:H1'	2.53	0.44
41:BG:40:ASN:ND2	41:BG:41:GLN:H	2.16	0.44
41:BG:58:GLN:C	41:BG:60:LEU:H	2.21	0.44
35:BA:82:G:N1	35:BA:103:A:OP2	2.50	0.44
35:BA:2283:C:C4	35:BA:2389:G:C5	3.05	0.44
35:BA:2380:C:C4	35:BA:2381:C:C5	3.06	0.44
35:BA:2291:U:OP1	35:BA:2380:C:O2'	2.36	0.44
40:BF:7:TYR:HD2	40:BF:16:GLY:CA	2.18	0.44
35:BA:2889:C:H2'	35:BA:2891:G:O4'	2.18	0.44
51:BT:89:VAL:CB	51:BT:91:ARG:HE	2.31	0.44
1:AA:939:G:C6	1:AA:940:C:N4	2.86	0.44
35:BA:2154:G:C2	35:BA:2155:G:C4	3.05	0.44
54:BW:96:ILE:HG23	54:BW:96:ILE:O	2.17	0.44
35:BA:2022:U:H2'	35:BA:2616:C:O2'	2.17	0.44
46:BO:114:ILE:N	46:BO:114:ILE:HD12	2.25	0.44
3:AC:136:GLN:HG3	3:AC:139:GLN:CB	2.48	0.44
12:AL:80:HIS:O	12:AL:81:SER:HB2	2.17	0.44
1:AA:1502:A:H2	1:AA:1505:G:C2	2.35	0.44
35:BA:973:A:O4'	35:BA:1188:U:C6	2.71	0.44
1:AA:253:U:H2'	1:AA:254:G:H8	1.83	0.44
1:AA:254:G:O2'	17:AQ:16:GLN:O	2.36	0.44
1:AA:265:G:N2	1:AA:267:C:O4'	2.51	0.44
35:BA:2722:G:O2'	49:BR:5:LYS:HB2	2.18	0.44
39:BE:110:GLY:HA2	39:BE:162:ALA:N	2.32	0.44
35:BA:984:A:H2'	35:BA:985:C:OP2	2.18	0.44
4:AD:108:LEU:O	4:AD:165:MET:CE	2.66	0.44
27:B2:30:ARG:HB2	55:BX:5:TYR:CE2	2.51	0.44
35:BA:1885:A:H8	35:BA:1885:A:H5'	1.83	0.44
57:BZ:45:ASP:O	57:BZ:49:ARG:HB2	2.18	0.44
35:BA:1218:C:C2	35:BA:1219:G:N7	2.86	0.44
53:BV:15:GLU:O	53:BV:96:ILE:HG21	2.18	0.44
35:BA:2148:G:O2'	35:BA:2149:G:H5'	2.17	0.44
35:BA:760:G:C2	35:BA:761:A:H1'	2.53	0.44
6:AF:67:MET:SD	6:AF:75:LEU:HD22	2.58	0.44

Continued on next page...

Continued from previous page...

Atom-1	Atom-2	Interatomic distance (Å)	Clash overlap (Å)
20:AT:86:ARG:HG3	20:AT:86:ARG:NH1	2.32	0.44
24:AY:680:PRO:HB2	24:AY:682:GLN:HG2	1.98	0.44
35:BA:389:G:C6	47:BP:70:GLN:HG3	2.53	0.44
57:BZ:145:GLU:OE1	57:BZ:146:ILE:CD1	2.64	0.44
1:AA:1248:A:C5	1:AA:1249:C:C5	3.06	0.44
35:BA:484:C:OP1	56:BY:49:VAL:HG13	2.17	0.44
56:BY:51:VAL:C	56:BY:53:PRO:CD	2.86	0.44
35:BA:1216:G:C4	35:BA:1217:C:C5	3.06	0.44
35:BA:239:U:H1'	35:BA:259:G:N2	2.32	0.44
35:BA:2026:C:C4	35:BA:2027:G:N7	2.86	0.44
16:AP:60:LEU:HA	16:AP:60:LEU:HD23	1.73	0.44
35:BA:66:C:C5	35:BA:67:U:C5	3.06	0.44
57:BZ:26:GLY:C	57:BZ:27:VAL:HG12	2.38	0.44
1:AA:143:A:N1	1:AA:220:G:O6	2.51	0.44
35:BA:1623:G:C2	35:BA:1624:G:C8	3.05	0.44
9:AI:2:GLU:HG2	9:AI:3:GLN:N	2.32	0.44
35:BA:654(P):C:H2'	35:BA:654(Q):C:C5'	2.48	0.44
35:BA:1627:G:O2'	35:BA:1628:G:H5'	2.18	0.44
42:BH:173:PRO:HG2	42:BH:174:GLY:H	1.82	0.44
1:AA:91:C:C5	1:AA:92:C:C4	3.06	0.44
35:BA:2088:G:C5	35:BA:2089:U:C4	3.06	0.44
5:AE:20:GLN:O	5:AE:21:ALA:C	2.57	0.44
51:BT:16:ARG:HG3	51:BT:16:ARG:NH1	2.33	0.44
9:AI:27:THR:HG21	9:AI:30:GLY:HA2	2.00	0.44
1:AA:51:A:H4'	1:AA:52:G:H5'	2.00	0.44
8:AH:53:VAL:O	8:AH:54:ASP:HB2	2.18	0.44
5:AE:18:ARG:NH2	5:AE:25:ARG:HG2	2.32	0.44
3:AC:29:TYR:CD1	3:AC:29:TYR:C	2.91	0.44
35:BA:1048:A:N3	35:BA:1048:A:H2'	2.32	0.44
35:BA:527:C:O4'	35:BA:527:C:O2	2.33	0.44
6:AF:36:ARG:CZ	6:AF:36:ARG:HB3	2.48	0.44
52:BU:104:GLN:HG3	52:BU:104:GLN:H	1.47	0.44
49:BR:51:LEU:HD23	49:BR:70:LEU:CD1	2.48	0.44
37:BC:117:THR:O	37:BC:120:VAL:HG22	2.17	0.43
27:B2:38:GLN:HA	27:B2:41:ILE:HG12	2.00	0.43
35:BA:613:G:C2	35:BA:614:U:C6	3.05	0.43
29:B4:10:VAL:HG22	29:B4:11:PRO:O	2.18	0.43
24:AY:84:THR:O	24:AY:85:PRO:C	2.56	0.43
33:B8:33:ASN:O	33:B8:34:TRP:CB	2.65	0.43
40:BF:125:LEU:HD23	40:BF:125:LEU:N	2.32	0.43
40:BF:183:VAL:O	40:BF:187:VAL:HG23	2.18	0.43

Continued on next page...

Continued from previous page...

Atom-1	Atom-2	Interatomic distance (Å)	Clash overlap (Å)
40:BF:29:ASN:HB3	40:BF:32:LEU:HB3	2.00	0.43
30:B5:36:CYS:HG	30:B5:49:CYS:CB	2.30	0.43
51:BT:49:VAL:C	51:BT:50:ILE:HD12	2.38	0.43
35:BA:143(A):C:C2'	35:BA:143(A):C:O2	2.64	0.43
38:BD:124:PRO:O	38:BD:129:ASN:ND2	2.51	0.43
38:BD:136:ILE:HA	38:BD:137:PRO:HD3	1.80	0.43
38:BD:27:THR:O	38:BD:27:THR:HG23	2.17	0.43
35:BA:154(A):C:H42	35:BA:172:C:N4	2.16	0.43
10:AJ:51:ARG:HG3	10:AJ:60:ARG:O	2.18	0.43
47:BP:112:LEU:C	47:BP:112:LEU:HD22	2.38	0.43
39:BE:113:PHE:CE1	39:BE:158:GLY:CA	3.01	0.43
23:AX:16:A:H2'	23:AX:17:U:O4'	2.18	0.43
42:BH:149:ARG:HA	42:BH:162:ILE:HD11	1.98	0.43
35:BA:1189:A:C2	35:BA:1190:G:H1'	2.53	0.43
50:BS:101:LEU:O	50:BS:101:LEU:CD1	2.62	0.43
12:AL:39:VAL:C	12:AL:40:VAL:HG23	2.38	0.43
40:BF:133:ASN:N	40:BF:162:LEU:HD23	2.33	0.43
35:BA:2514:U:N3	35:BA:2515:C:C5	2.86	0.43
27:B2:24:LEU:HD22	27:B2:60:LEU:HD13	2.00	0.43
17:AQ:60:ILE:C	17:AQ:71:PHE:CD2	2.89	0.43
35:BA:1668:A:C2	35:BA:1670:C:C4	3.06	0.43
35:BA:552:G:C8	35:BA:552:G:H5'	2.48	0.43
35:BA:2096:U:H2'	35:BA:2097:C:C6	2.53	0.43
35:BA:1788:C:H2'	35:BA:1789:A:O4'	2.17	0.43
1:AA:261:U:H2'	1:AA:263:A:OP2	2.17	0.43
52:BU:34:LYS:HA	52:BU:34:LYS:CE	2.44	0.43
43:BK:39:LYS:O	43:BK:43:ALA:HB2	2.18	0.43
24:AY:679:VAL:HA	24:AY:680:PRO:HD3	1.76	0.43
7:AG:18:TYR:HE2	7:AG:59:LEU:HB2	1.83	0.43
56:BY:54:LYS:C	56:BY:55:TYR:HD1	2.20	0.43
55:BX:53:LYS:HD2	55:BX:55:ASN:ND2	2.33	0.43
35:BA:796:C:H2'	35:BA:797:C:H6	1.83	0.43
24:AY:65:ILE:HG12	24:AY:65:ILE:O	2.18	0.43
35:BA:1943:U:C4	35:BA:1945:G:H1'	2.53	0.43
24:AY:607:ARG:HB2	24:AY:672:PHE:HB2	2.00	0.43
1:AA:1416:G:H2'	1:AA:1417:G:O4'	2.18	0.43
38:BD:209:ALA:C	38:BD:210:GLY:O	2.56	0.43
35:BA:724:U:O5'	35:BA:724:U:H6	2.00	0.43
32:B7:19:ARG:HA	32:B7:22:MET:HB2	2.00	0.43
43:BK:120:LEU:O	43:BK:124:ALA:CB	2.66	0.43
35:BA:1771:C:H1'	35:BA:1786:A:C8	2.53	0.43

Continued on next page...

Continued from previous page...

Atom-1	Atom-2	Interatomic distance (Å)	Clash overlap (Å)
1:AA:922:G:H4'	5:AE:20:GLN:HA	2.00	0.43
35:BA:496:G:C2	35:BA:497:A:H1'	2.53	0.43
35:BA:1531:C:H2'	35:BA:1532:C:H6	1.82	0.43
14:AN:12:ARG:C	14:AN:14:PRO:HD3	2.38	0.43
1:AA:394:G:H2'	1:AA:395:C:C6	2.52	0.43
9:AI:122:ALA:HB1	9:AI:123:PRO:HD2	2.00	0.43
33:B8:60:LEU:HA	33:B8:60:LEU:HD23	1.80	0.43
35:BA:542:C:H2'	35:BA:543:C:C6	2.53	0.43
1:AA:1296:C:C5	1:AA:1297:C:C5	3.06	0.43
26:B1:11:ARG:HB3	26:B1:11:ARG:HH11	1.84	0.43
57:BZ:5:LEU:HD13	57:BZ:59:LEU:HD23	2.01	0.43
19:AS:37:ARG:H	19:AS:37:ARG:HG3	1.34	0.43
35:BA:2577:A:C5'	35:BA:2578:G:C5'	2.91	0.43
50:BS:106:ARG:O	50:BS:107:GLU:HB2	2.18	0.43
50:BS:25:ARG:CG	50:BS:26:LEU:N	2.81	0.43
24:AY:120:THR:O	24:AY:121:VAL:C	2.56	0.43
24:AY:355:LEU:CD2	24:AY:355:LEU:N	2.80	0.43
1:AA:1144:G:H21	1:AA:1146:A:H62	1.65	0.43
2:AB:165:VAL:CG2	2:AB:166:ASP:H	2.04	0.43
33:B8:26:LYS:HA	33:B8:26:LYS:HD3	1.61	0.43
35:BA:2345:G:O2'	35:BA:2381:C:H2'	2.18	0.43
35:BA:252:G:P	47:BP:50:ARG:NH2	2.90	0.43
35:BA:252:G:P	47:BP:50:ARG:HH21	2.40	0.43
1:AA:1324:A:H2'	1:AA:1325:C:H6	1.83	0.43
1:AA:1442(A):G:H2'	51:BT:118:ARG:HH11	1.82	0.43
49:BR:33:ARG:HA	49:BR:114:VAL:O	2.18	0.43
39:BE:36:ARG:HH21	39:BE:88:GLY:CA	2.31	0.43
35:BA:1050:A:C5	35:BA:1051:G:H1'	2.52	0.43
45:BN:65:LYS:HZ2	45:BN:65:LYS:CB	2.30	0.43
24:AY:230:LYS:HZ1	24:AY:237:PRO:HA	1.79	0.43
39:BE:93:VAL:C	39:BE:95:ILE:H	2.20	0.43
39:BE:2:LYS:CG	39:BE:95:ILE:HG22	2.47	0.43
35:BA:2822:G:OP2	39:BE:110:GLY:O	2.36	0.43
35:BA:674:G:H1'	40:BF:74:ARG:CD	2.46	0.43
22:AV:70:G:H2'	22:AV:71:C:H6	1.83	0.43
27:B2:58:ALA:O	27:B2:59:ARG:C	2.57	0.43
3:AC:10:PHE:CD1	3:AC:10:PHE:O	2.71	0.43
24:AY:219:VAL:C	24:AY:221:ALA:N	2.71	0.43
40:BF:50:SER:CB	40:BF:94:PRO:HD3	2.41	0.43
9:AI:52:ALA:O	9:AI:53:VAL:HG13	2.18	0.43
33:B8:61:LEU:N	33:B8:63:PRO:HD2	2.33	0.43

Continued on next page...

Continued from previous page...

Atom-1	Atom-2	Interatomic distance (Å)	Clash overlap (Å)
54:BW:45:TYR:CE1	54:BW:46:PHE:CD1	3.06	0.43
46:BO:24:VAL:HG23	46:BO:24:VAL:O	2.16	0.43
35:BA:149:A:H8	35:BA:149:A:O5'	2.01	0.43
32:B7:45:ALA:C	32:B7:46:VAL:HG23	2.38	0.43
1:AA:1381:U:C5	1:AA:1382:C:C4	3.07	0.43
35:BA:1063:G:O2'	35:BA:1064:C:H5'	2.18	0.43
55:BX:77:LYS:O	55:BX:77:LYS:HG2	2.18	0.43
55:BX:18:TYR:HD1	55:BX:21:PHE:CE2	2.31	0.43
35:BA:32:C:H5'	35:BA:33:U:OP2	2.18	0.43
38:BD:145:VAL:HG13	38:BD:191:ALA:HB2	1.99	0.43
1:AA:1244:C:H2'	1:AA:1245:A:C8	2.53	0.43
37:BC:29:LEU:C	37:BC:29:LEU:CD2	2.86	0.43
35:BA:35:G:H2'	35:BA:36:G:H8	1.82	0.43
1:AA:9:G:C6	1:AA:26:A:N6	2.86	0.43
1:AA:157:G:C2	1:AA:165:C:C2	3.06	0.43
35:BA:1441:G:H4'	35:BA:1627:G:O3'	2.18	0.43
37:BC:174:ALA:HB3	37:BC:193:PHE:CE1	2.53	0.43
30:B5:7:PRO:HA	35:BA:2615:U:N1	2.33	0.43
49:BR:4:LEU:C	49:BR:6:SER:N	2.70	0.43
18:AR:26:LEU:HD21	18:AR:42:ARG:NH1	2.33	0.43
35:BA:2701:C:H2'	35:BA:2702:U:H2'	1.99	0.43
10:AJ:79:ARG:HG2	10:AJ:79:ARG:HH11	1.84	0.43
35:BA:1719:G:C5	35:BA:1720:U:C5	3.06	0.43
17:AQ:43:LEU:HD23	17:AQ:43:LEU:HA	1.71	0.43
24:AY:207:ASP:OD1	24:AY:207:ASP:C	2.56	0.43
1:AA:342:C:C4	1:AA:343:U:C4	3.06	0.43
35:BA:1518:U:H2'	35:BA:1519:G:O4'	2.17	0.43
4:AD:17:VAL:O	4:AD:18:LYS:O	2.36	0.43
52:BU:117:GLN:CA	52:BU:117:GLN:OE1	2.63	0.43
30:B5:2:ALA:HB2	35:BA:2015:A:C4'	2.48	0.43
55:BX:10:ALA:O	55:BX:28:PHE:CB	2.64	0.43
51:BT:84:GLN:O	51:BT:85:LYS:HG3	2.18	0.43
41:BG:73:ALA:H	41:BG:87:PRO:CG	2.31	0.43
10:AJ:78:ASN:O	10:AJ:82:ILE:HG12	2.19	0.43
9:AI:99:LEU:CB	9:AI:101:PHE:CE1	3.02	0.43
31:B6:11:LEU:HD23	31:B6:51:GLU:CG	2.45	0.43
40:BF:116:ASP:OD1	40:BF:119:ARG:NH2	2.51	0.43
30:B5:33:CYS:SG	30:B5:36:CYS:SG	3.00	0.43
1:AA:781:A:H2'	1:AA:782:A:H5'	1.99	0.43
2:AB:32:ILE:O	2:AB:32:ILE:CG2	2.66	0.43
19:AS:13:ASP:C	19:AS:15:LEU:H	2.22	0.43

Continued on next page...

Continued from previous page...

Atom-1	Atom-2	Interatomic distance (Å)	Clash overlap (Å)
35:BA:969:U:H5'	35:BA:970:C:OP2	2.19	0.43
4:AD:52:SER:O	4:AD:56:VAL:HG23	2.18	0.43
35:BA:1826:G:H2'	35:BA:1827:C:C6	2.53	0.43
3:AC:43:LEU:O	3:AC:45:LYS:N	2.51	0.43
35:BA:953:A:H2'	35:BA:954:G:C8	2.54	0.43
39:BE:107:THR:O	39:BE:107:THR:HG22	2.18	0.43
42:BH:20:ALA:HB1	42:BH:21:PRO:HD2	2.00	0.43
7:AG:40:ALA:O	7:AG:41:ARG:C	2.54	0.43
35:BA:2745:C:H4'	42:BH:142:GLY:O	2.18	0.43
5:AE:51:VAL:O	5:AE:52:PRO:C	2.56	0.43
35:BA:748:G:C8	54:BW:89:ALA:HB1	2.53	0.43
13:AM:54:VAL:HG12	13:AM:58:GLU:CG	2.48	0.43
35:BA:6:A:N3	35:BA:6:A:H2'	2.34	0.43
1:AA:645:C:H2'	1:AA:646:U:C6	2.53	0.43
35:BA:1116:C:H2'	35:BA:1117:G:H8	1.83	0.43
52:BU:71:GLN:HG2	52:BU:71:GLN:O	2.17	0.43
20:AT:74:LYS:HD3	20:AT:74:LYS:H	1.82	0.43
35:BA:1741:A:H2'	35:BA:1742:G:O4'	2.19	0.43
35:BA:1351:C:H2'	35:BA:1352:U:O4'	2.18	0.43
11:AK:105:VAL:O	11:AK:105:VAL:CG2	2.57	0.43
3:AC:141:VAL:HG12	3:AC:146:ALA:HB3	1.99	0.43
24:AY:408:VAL:HG22	24:AY:454:MET:HA	1.99	0.43
12:AL:110:VAL:CG2	12:AL:120:TYR:HB3	2.48	0.43
35:BA:2328:A:O5'	35:BA:2328:A:H8	2.00	0.43
1:AA:999:C:H6	1:AA:999:C:O5'	2.00	0.43
35:BA:1992:G:N2	35:BA:1996:C:O2'	2.52	0.43
54:BW:4:LYS:CG	54:BW:5:ALA:H	2.31	0.43
35:BA:756:C:C2'	35:BA:757:U:H5'	2.48	0.43
1:AA:399:G:H2'	1:AA:400:C:O4'	2.18	0.43
24:AY:530:VAL:HG13	24:AY:531:GLY:N	2.33	0.43
57:BZ:27:VAL:N	57:BZ:37:VAL:HG22	2.34	0.43
3:AC:77:ILE:HA	3:AC:84:ILE:CG2	2.49	0.43
35:BA:1683:C:H2'	35:BA:1684:C:C6	2.53	0.43
23:AX:19:U:H2'	23:AX:20:U:C5	2.52	0.43
46:BO:60:ALA:HB1	46:BO:84:ALA:HB1	2.01	0.43
35:BA:654(P):C:O2'	35:BA:654(Q):C:H5'	2.18	0.43
1:AA:542:G:H5'	4:AD:41:GLY:CA	2.48	0.43
1:AA:316:G:N3	1:AA:316:G:H2'	2.34	0.43
4:AD:73:ARG:HD2	4:AD:77:ASN:HD21	1.82	0.43
35:BA:1917:U:O2'	35:BA:1918:A:H5'	2.18	0.43
1:AA:189(H):G:C8	1:AA:189(H):G:O5'	2.71	0.43

Continued on next page...

Continued from previous page...

Atom-1	Atom-2	Interatomic distance (Å)	Clash overlap (Å)
2:AB:68:ILE:HG22	2:AB:70:PHE:CD1	2.53	0.43
2:AB:92:TYR:C	2:AB:92:TYR:CD1	2.91	0.43
35:BA:1229:G:C6	35:BA:1230:C:N3	2.86	0.43
1:AA:571:U:O5'	1:AA:571:U:H6	2.01	0.43
51:BT:48:ILE:N	51:BT:48:ILE:HD12	2.33	0.43
1:AA:47:C:C6	1:AA:365:U:H2'	2.53	0.43
24:AY:160:ARG:O	24:AY:255:ILE:HA	2.18	0.43
37:BC:102:GLN:O	37:BC:105:LEU:N	2.51	0.43
1:AA:946:A:H3'	1:AA:947:G:H8	1.84	0.43
51:BT:29:ARG:HA	51:BT:29:ARG:HD2	1.69	0.43
41:BG:111:LEU:O	41:BG:114:ILE:HG13	2.18	0.43
41:BG:81:LYS:O	41:BG:83:ARG:HG3	2.18	0.43
24:AY:459:LEU:O	24:AY:463:VAL:HG23	2.18	0.43
58:AY:701:FUA:H72	58:AY:701:FUA:H212	1.76	0.43
45:BN:46:VAL:CG1	45:BN:47:ALA:H	2.05	0.43
35:BA:2787:C:H1'	39:BE:61:ARG:CD	2.48	0.43
1:AA:1442(B):A:C2	51:BT:118:ARG:NH2	2.86	0.43
25:B0:51:VAL:HG12	25:B0:59:LEU:HD22	2.00	0.43
35:BA:821:A:H5''	35:BA:822:U:C6	2.53	0.43
14:AN:41:ARG:HD2	14:AN:41:ARG:C	2.39	0.43
47:BP:105:LEU:HB3	47:BP:106:LEU:H	1.54	0.43
56:BY:62:GLU:CG	56:BY:63:LYS:H	2.31	0.43
24:AY:92:ILE:HD13	24:AY:92:ILE:O	2.17	0.43
47:BP:35:HIS:O	47:BP:36:LYS:HB2	2.18	0.43
57:BZ:166:SER:HB2	57:BZ:167:PRO:O	2.18	0.43
36:BB:21:G:C6	36:BB:63:G:C6	3.07	0.43
35:BA:1057:A:H2'	35:BA:1058:G:H8	1.82	0.43
35:BA:748:G:O6	35:BA:751:A:H4'	2.18	0.43
4:AD:14:ARG:C	4:AD:16:GLY:N	2.71	0.43
57:BZ:71:VAL:HG13	57:BZ:86:VAL:HG11	2.00	0.43
35:BA:408:G:O5'	35:BA:408:G:H8	2.01	0.43
45:BN:134:ARG:O	45:BN:136:GLU:N	2.50	0.43
13:AM:56:LEU:HD13	13:AM:57:ARG:N	2.32	0.43
13:AM:49:THR:O	13:AM:53:VAL:HG23	2.18	0.43
35:BA:733:G:O6	35:BA:761:A:C8	2.71	0.43
25:B0:40:GLN:NE2	25:B0:44:ARG:N	2.66	0.43
13:AM:19:LEU:O	13:AM:20:THR:C	2.56	0.43
16:AP:38:TYR:O	16:AP:49:LEU:HD12	2.19	0.43
11:AK:34:ASP:HB2	11:AK:35:PRO:CD	2.48	0.43
20:AT:82:SER:O	20:AT:86:ARG:HD2	2.18	0.43
20:AT:39:LYS:O	20:AT:43:LEU:HG	2.18	0.43

Continued on next page...

Continued from previous page...

Atom-1	Atom-2	Interatomic distance (Å)	Clash overlap (Å)
39:BE:51:PHE:HD1	39:BE:52:LEU:CD1	2.25	0.43
3:AC:146:ALA:O	3:AC:148:GLY:N	2.46	0.43
37:BC:46:ALA:O	37:BC:48:LEU:HD12	2.18	0.43
38:BD:77:ALA:O	38:BD:116:GLN:HG3	2.18	0.43
1:AA:382:A:C2	1:AA:383:A:C5	3.07	0.43
12:AL:76:ASN:OD1	12:AL:108:ALA:HB3	2.18	0.43
35:BA:900:A:C5	35:BA:901:A:C8	3.06	0.43
3:AC:30:ARG:HD2	14:AN:38:GLY:HA3	1.99	0.43
35:BA:639:U:O2'	35:BA:640:C:H5'	2.17	0.43
2:AB:7:VAL:O	2:AB:11:LEU:CG	2.62	0.43
35:BA:2868:A:N6	35:BA:2869:G:C6	2.87	0.43
5:AE:144:THR:O	5:AE:148:VAL:HG23	2.18	0.43
1:AA:828:A:C2'	1:AA:829:G:O5'	2.67	0.43
1:AA:525:C:H6	1:AA:525:C:O5'	2.01	0.43
1:AA:1208:C:H2'	1:AA:1209:C:H6	1.82	0.43
35:BA:1334:G:O2'	35:BA:1335:U:H5'	2.19	0.43
35:BA:1500:G:C6	35:BA:1501:C:C4	3.07	0.43
35:BA:1771:C:HO2'	35:BA:1786:A:H8	1.64	0.43
35:BA:436:C:H2'	35:BA:437:G:H8	1.82	0.43
6:AF:97:PHE:HD2	18:AR:65:ILE:HD12	1.84	0.43
19:AS:72:GLY:C	19:AS:74:PHE:N	2.72	0.43
24:AY:497:PHE:CE1	24:AY:584:ILE:HG21	2.53	0.43
35:BA:1229:G:C5	35:BA:1230:C:C4	3.06	0.43
25:B0:32:ARG:O	25:B0:35:ASN:OD1	2.35	0.43
11:AK:66:LEU:HD22	11:AK:101:SER:HB2	2.01	0.43
35:BA:1879:C:H6	35:BA:1879:C:O5'	2.01	0.43
17:AQ:37:LYS:O	17:AQ:38:ARG:NE	2.46	0.43
35:BA:602:G:C2	35:BA:656:G:C6	3.06	0.43
35:BA:2769:C:O2'	35:BA:2770:G:H5'	2.18	0.43
42:BH:169:VAL:HG13	42:BH:170:ARG:N	2.33	0.43
38:BD:61:LEU:O	38:BD:63:ARG:NH1	2.52	0.43
1:AA:1237:C:H3'	1:AA:1336:C:N4	2.34	0.43
52:BU:92:ARG:HB3	53:BV:11:GLN:NE2	2.34	0.43
2:AB:44:LEU:CD1	2:AB:44:LEU:N	2.63	0.43
35:BA:613:G:C8	35:BA:613:G:H5'	2.54	0.43
46:BO:17:ARG:HH21	46:BO:47:ILE:CD1	2.31	0.43
29:B4:27:THR:HG23	29:B4:27:THR:O	2.17	0.43
41:BG:82:LEU:HD23	41:BG:82:LEU:O	2.19	0.43
24:AY:122:TRP:O	24:AY:125:ALA:N	2.35	0.43
35:BA:84:A:H2	35:BA:98:G:H21	1.63	0.43
33:B8:26:LYS:CE	33:B8:47:LYS:HD2	2.48	0.43

Continued on next page...

Continued from previous page...

Atom-1	Atom-2	Interatomic distance (Å)	Clash overlap (Å)
35:BA:511:U:C5	35:BA:512:G:C5	3.06	0.43
35:BA:1201:C:O2'	35:BA:1202:C:H5'	2.19	0.43
30:B5:35:GLU:O	30:B5:36:CYS:CB	2.66	0.43
1:AA:1442:G:C5	1:AA:1442(B):A:C2	3.06	0.43
45:BN:58:ASP:C	45:BN:60:ILE:H	2.21	0.43
1:AA:1230:C:H6	1:AA:1230:C:O5'	2.02	0.43
35:BA:140:G:N3	35:BA:142:A:N1	2.66	0.43
35:BA:96:G:N3	35:BA:96:G:H2'	2.34	0.43
35:BA:2019:A:H2'	35:BA:2020:A:O5'	2.18	0.43
8:AH:119:LEU:HB3	8:AH:123:GLU:HB3	1.99	0.43
5:AE:8:GLU:HA	5:AE:34:VAL:HA	2.01	0.43
8:AH:92:ARG:HG2	8:AH:92:ARG:H	1.50	0.43
35:BA:942:G:O2'	35:BA:1189:A:N3	2.44	0.43
4:AD:120:LEU:O	4:AD:121:VAL:C	2.53	0.43
35:BA:802:A:C5	35:BA:803:U:C4	3.06	0.43
48:BQ:90:VAL:HG12	48:BQ:91:GLU:N	2.32	0.43
35:BA:1642:G:H2'	35:BA:1643:G:O4'	2.19	0.43
35:BA:1881:C:H2'	35:BA:1882:C:H6	1.83	0.43
35:BA:2334:G:H1'	50:BS:18:ILE:CD1	2.49	0.43
22:AV:53:G:C2'	22:AV:54:U:H5'	2.48	0.43
1:AA:740:U:O2'	1:AA:741:G:H5'	2.18	0.43
45:BN:127:ASP:O	45:BN:129:PRO:HD2	2.19	0.43
1:AA:302:G:H2'	1:AA:303:A:O4'	2.19	0.43
7:AG:116:ALA:O	7:AG:120:ILE:HG12	2.19	0.43
35:BA:2720:U:H2'	35:BA:2721:A:O4'	2.18	0.43
36:BB:40:U:H3'	36:BB:41:U:C5'	2.48	0.43
35:BA:233:A:C2'	35:BA:234:C:H5'	2.48	0.43
18:AR:50:ILE:HD11	18:AR:74:ARG:NH2	2.33	0.43
37:BC:76:LEU:HB3	37:BC:114:VAL:HA	2.01	0.43
43:BK:132:ARG:NH1	43:BK:132:ARG:CG	2.79	0.43
7:AG:18:TYR:CE2	7:AG:59:LEU:HB2	2.54	0.43
24:AY:409:ILE:HD11	24:AY:654:GLY:CA	2.45	0.43
2:AB:178:ARG:HD2	8:AH:71:GLY:C	2.39	0.43
35:BA:1092:C:H2'	35:BA:1093:G:H8	1.82	0.43
35:BA:1942:C:H3'	35:BA:1943:U:H5''	2.00	0.43
5:AE:146:ALA:C	5:AE:148:VAL:H	2.21	0.43
2:AB:60:ASP:O	2:AB:64:ARG:CZ	2.66	0.43
1:AA:451:A:O4'	1:AA:452:A:C8	2.72	0.43
35:BA:268:C:C3'	35:BA:269:U:H5'	2.49	0.43
24:AY:39:ILE:CG2	24:AY:40:HIS:N	2.75	0.43
24:AY:442:THR:HG23	24:AY:447:GLY:O	2.17	0.43

Continued on next page...

Continued from previous page...

Atom-1	Atom-2	Interatomic distance (Å)	Clash overlap (Å)
1:AA:861:G:H2'	1:AA:862:C:C6	2.54	0.43
8:AH:63:LEU:N	8:AH:63:LEU:CD2	2.81	0.43
24:AY:359:HIS:C	24:AY:361:ASN:H	2.22	0.43
1:AA:1046:A:H3'	1:AA:1047:G:H8	1.84	0.43
1:AA:1459:C:H2'	1:AA:1460:A:C8	2.53	0.43
45:BN:119:ARG:HG3	45:BN:119:ARG:HH11	1.84	0.43
8:AH:56:LYS:HA	8:AH:57:PRO:HD2	1.67	0.43
35:BA:1118:C:H6	35:BA:1118:C:O5'	2.01	0.43
17:AQ:29:HIS:CG	17:AQ:30:PRO:HD2	2.53	0.43
1:AA:341:C:C2	1:AA:349:A:C2	3.06	0.43
1:AA:142:G:N3	1:AA:196:A:H2	2.16	0.43
1:AA:928:G:H2'	1:AA:929:G:C8	2.54	0.43
26:B1:12:PRO:HB2	26:B1:41:ARG:HH21	1.83	0.43
35:BA:996:A:H2'	35:BA:997:G:C8	2.50	0.43
52:BU:55:ARG:HA	52:BU:58:ARG:HD2	2.00	0.43
52:BU:59:ARG:NH1	52:BU:59:ARG:HG2	2.34	0.43
52:BU:92:ARG:NH1	53:BV:11:GLN:CG	2.82	0.43
41:BG:67:LYS:HD3	41:BG:68:PRO:O	2.17	0.43
10:AJ:5:ARG:HG3	10:AJ:71:LEU:HD11	1.99	0.43
3:AC:32:LEU:O	3:AC:35:GLU:HB3	2.19	0.43
27:B2:69:ARG:HH12	35:BA:111:A:H5'	1.83	0.43
35:BA:2810:A:H2'	35:BA:2811:G:O4'	2.19	0.43
51:BT:106:SER:HA	51:BT:110:ILE:CG1	2.46	0.43
51:BT:117:ASP:OD2	51:BT:120:ARG:HG3	2.18	0.43
35:BA:1024:G:OP2	35:BA:1026:U:OP1	2.36	0.43
35:BA:965:C:H4'	35:BA:2273:A:H1'	2.01	0.43
35:BA:2161:C:O2'	35:BA:2162:G:H5'	2.19	0.43
36:BB:87:G:C2'	36:BB:88:C:H5''	2.49	0.43
3:AC:43:LEU:HD22	3:AC:47:LEU:CD2	2.49	0.43
24:AY:485:GLU:OE2	24:AY:555:LEU:HB2	2.19	0.43
26:B1:84:GLY:O	26:B1:86:SER:N	2.51	0.43
12:AL:28:LYS:C	12:AL:30:ALA:N	2.70	0.43
42:BH:46:GLU:H	42:BH:46:GLU:HG2	1.52	0.43
35:BA:2482:G:C6	35:BA:2483:C:C2	3.07	0.43
35:BA:583:G:H2'	35:BA:584:C:H6	1.82	0.43
40:BF:139:PHE:O	40:BF:140:LEU:C	2.57	0.43
54:BW:14:PRO:O	54:BW:15:ARG:C	2.55	0.43
35:BA:979:G:C2	35:BA:982:C:C4	3.06	0.43
43:BK:93:ARG:HB2	57:BZ:112:ARG:NE	2.32	0.43
1:AA:1090:U:C4'	1:AA:1170:A:H2	2.32	0.43
24:AY:71:THR:HB	24:AY:78:ARG:HH11	1.83	0.43

Continued on next page...

Continued from previous page...

Atom-1	Atom-2	Interatomic distance (Å)	Clash overlap (Å)
37:BC:86:GLU:HA	37:BC:89:GLU:OE1	2.18	0.43
35:BA:1542:A:C8	35:BA:1542:A:C3'	3.01	0.43
1:AA:495:A:H4'	1:AA:496:A:OP1	2.19	0.43
35:BA:130:C:O3'	35:BA:1349:A:H1'	2.18	0.43
24:AY:30:GLU:CG	24:AY:31:ARG:N	2.80	0.43
35:BA:701:G:N1	35:BA:732:C:C4	2.87	0.43
39:BE:39:PRO:HG2	39:BE:40:GLU:HG3	2.00	0.43
1:AA:1321:C:C4	1:AA:1322:C:C4	3.07	0.43
29:B4:14:ILE:HD13	29:B4:22:ILE:HB	2.01	0.43
1:AA:967:C:H5'	9:AI:127:LYS:HA	2.01	0.43
7:AG:91:VAL:HG12	7:AG:92:SER:H	1.84	0.43
26:B1:26:ARG:CD	26:B1:27:GLU:HG3	2.49	0.43
48:BQ:43:THR:OG1	48:BQ:46:GLN:HB2	2.18	0.43
35:BA:2375:G:N2	35:BA:2377:A:H3'	2.34	0.43
35:BA:271(V):G:H2'	35:BA:271(W):G:O4'	2.18	0.43
52:BU:70:ARG:NH2	52:BU:75:ASN:CB	2.81	0.43
1:AA:1061:G:H2'	1:AA:1062:U:C5'	2.48	0.43
4:AD:3:ARG:HG2	4:AD:118:ARG:HD3	2.00	0.43
18:AR:85:LEU:HD12	18:AR:86:VAL:H	1.83	0.43
9:AI:90:PRO:CG	9:AI:91:ASP:H	2.32	0.43
35:BA:438:G:H2'	35:BA:440:G:C8	2.54	0.43
47:BP:92:GLU:OE2	47:BP:121:LYS:HE2	2.18	0.43
15:AO:33:THR:HG23	15:AO:63:ARG:NH1	2.33	0.43
1:AA:836:G:C5	1:AA:851:G:C6	3.07	0.43
35:BA:1398:C:H2'	35:BA:1399:C:C6	2.53	0.43
35:BA:398:G:H2'	35:BA:399:G:H8	1.82	0.43
49:BR:48:VAL:O	49:BR:51:LEU:N	2.51	0.43
24:AY:402:ILE:N	24:AY:402:ILE:HD12	2.34	0.43
46:BO:25:LEU:HA	46:BO:25:LEU:HD23	1.75	0.43
42:BH:170:ARG:O	42:BH:171:LEU:HB2	2.15	0.43
57:BZ:59:LEU:HD21	57:BZ:88:PHE:CE2	2.54	0.43
52:BU:52:ARG:O	52:BU:53:ARG:C	2.57	0.43
1:AA:1315:U:H2'	1:AA:1316:G:C8	2.54	0.43
1:AA:1315:U:C4	1:AA:1316:G:C6	3.07	0.43
1:AA:1316:G:O3'	14:AN:18:VAL:CG1	2.67	0.43
41:BG:103:LEU:HA	41:BG:106:LEU:HB3	2.01	0.43
24:AY:98:MET:CE	24:AY:125:ALA:HA	2.48	0.43
26:B1:78:LYS:O	26:B1:80:LEU:N	2.51	0.43
35:BA:271(D):G:H1	35:BA:271(T):C:H42	1.67	0.43
31:B6:39:TYR:O	31:B6:47:THR:HG22	2.18	0.43
40:BF:9:ILE:HG12	40:BF:14:PRO:CA	2.49	0.43

Continued on next page...

Continued from previous page...

Atom-1	Atom-2	Interatomic distance (Å)	Clash overlap (Å)
57:BZ:171:ILE:C	57:BZ:171:ILE:HD12	2.39	0.43
49:BR:82:GLU:C	49:BR:84:ALA:H	2.22	0.43
51:BT:24:PRO:HD3	51:BT:52:ILE:CD1	2.45	0.43
15:AO:78:TYR:O	15:AO:79:ARG:C	2.57	0.43
35:BA:2439:A:C8	35:BA:2586:C:H4'	2.54	0.43
3:AC:43:LEU:C	3:AC:45:LYS:H	2.21	0.43
18:AR:37:VAL:C	18:AR:39:VAL:N	2.71	0.43
35:BA:649:G:H2'	35:BA:650:C:C6	2.53	0.43
47:BP:112:LEU:O	47:BP:128:HIS:HB2	2.19	0.43
26:B1:90:ILE:O	26:B1:94:LEU:HD13	2.19	0.43
1:AA:1502:A:C2	1:AA:1505:G:N1	2.57	0.43
35:BA:805:G:H4'	35:BA:806:C:OP2	2.18	0.43
35:BA:2745:C:H1'	42:BH:143:GLN:HG2	2.01	0.43
39:BE:65:GLY:HA2	39:BE:70:ALA:CB	2.48	0.43
35:BA:2636:U:OP1	39:BE:79:ARG:HG3	2.18	0.43
1:AA:1253:G:H2'	1:AA:1254:C:C6	2.54	0.43
1:AA:80:G:C5'	1:AA:81:U:H5'	2.44	0.43
35:BA:507:A:H4'	35:BA:509:C:C6	2.53	0.43
35:BA:803:U:H2'	35:BA:804:A:C5'	2.48	0.43
20:AT:29:LYS:O	20:AT:33:ILE:HG13	2.19	0.43
35:BA:1324:G:C5	35:BA:1328:G:C6	3.06	0.43
35:BA:2657:A:H2'	35:BA:2658:C:C5'	2.43	0.43
36:BB:74:U:O2	57:BZ:34:ASN:ND2	2.51	0.43
24:AY:504:ARG:O	24:AY:505:GLY:C	2.56	0.43
25:B0:44:ARG:HH11	25:B0:44:ARG:CG	2.29	0.43
1:AA:738:C:C2	1:AA:739:C:C5	3.07	0.43
40:BF:102:PRO:O	40:BF:106:ARG:HG2	2.19	0.43
13:AM:66:LEU:O	13:AM:70:LEU:CB	2.62	0.43
1:AA:1342:C:H2'	1:AA:1343:G:C8	2.54	0.43
15:AO:80:ALA:O	15:AO:81:LEU:C	2.57	0.43
1:AA:867:G:H2'	1:AA:868:C:C6	2.53	0.43
12:AL:76:ASN:OD1	12:AL:108:ALA:CB	2.67	0.43
35:BA:2838:G:H1'	49:BR:45:ARG:HH11	1.83	0.43
35:BA:208:C:H2'	35:BA:209:C:C6	2.50	0.43
1:AA:356:A:O2'	1:AA:357:G:H5'	2.19	0.43
57:BZ:23:LYS:HB3	57:BZ:38:TYR:CD2	2.53	0.43
35:BA:799:G:C3'	35:BA:800:A:H5''	2.47	0.43
35:BA:425:G:C2	35:BA:426:C:C6	3.07	0.43
2:AB:160:ASP:O	2:AB:161:ALA:CB	2.66	0.43
13:AM:74:VAL:HA	13:AM:77:ASN:ND2	2.34	0.43
35:BA:1613:G:H2'	35:BA:1617:C:H42	1.83	0.43

Continued on next page...

Continued from previous page...

Atom-1	Atom-2	Interatomic distance (Å)	Clash overlap (Å)
35:BA:2220:G:C4	35:BA:2221:G:C8	3.07	0.43
37:BC:150:ILE:HG13	37:BC:154:ILE:HG13	1.99	0.43
35:BA:1152:C:C6	35:BA:1152:C:OP2	2.71	0.43
1:AA:1396:A:H4'	1:AA:1397:C:C5'	2.48	0.43
52:BU:93:LYS:H	52:BU:93:LYS:HD2	1.84	0.43
1:AA:554:C:H2'	1:AA:555:C:C6	2.54	0.43
1:AA:430:A:OP2	4:AD:8:VAL:HG22	2.18	0.43
1:AA:1296:C:O2'	1:AA:1302:U:C5	2.62	0.43
1:AA:1237:C:H3'	1:AA:1336:C:H41	1.84	0.43
16:AP:20:VAL:HG23	16:AP:34:GLU:O	2.18	0.43
2:AB:112:VAL:C	2:AB:114:ARG:N	2.71	0.43
41:BG:109:VAL:O	41:BG:110:ALA:C	2.56	0.43
41:BG:153:ARG:HB3	41:BG:153:ARG:NH1	2.34	0.43
24:AY:370:LYS:O	24:AY:371:ALA:C	2.56	0.43
24:AY:434:GLU:OE1	24:AY:465:ARG:NH2	2.51	0.43
9:AI:17:VAL:O	9:AI:18:PHE:HD1	2.02	0.43
2:AB:204:ASN:ND2	2:AB:204:ASN:C	2.69	0.43
31:B6:28:ARG:HB2	31:B6:29:ASN:H	1.57	0.43
33:B8:28:GLY:CA	33:B8:32:LEU:HD21	2.47	0.43
33:B8:15:LYS:HB2	47:BP:65:ARG:NH1	2.33	0.43
40:BF:121:GLY:C	40:BF:123:LEU:H	2.21	0.43
51:BT:90:GLN:O	51:BT:91:ARG:C	2.57	0.43
35:BA:143:G:H2'	35:BA:143(A):C:C6	2.54	0.43
35:BA:1044:G:C2	35:BA:1112:G:C6	3.06	0.43
36:BB:87:G:O3'	36:BB:88:C:H6	2.02	0.43
43:BK:6:ALA:HB2	43:BK:59:ILE:HG22	1.98	0.43
5:AE:32:VAL:HG12	5:AE:33:VAL:N	2.34	0.43
48:BQ:55:VAL:HG12	48:BQ:56:ARG:H	1.83	0.43
24:AY:216:LEU:O	24:AY:216:LEU:HD23	2.18	0.43
1:AA:475:G:H2'	1:AA:476:G:H8	1.83	0.43
49:BR:2:ARG:HB2	49:BR:5:LYS:HZ3	1.84	0.43
48:BQ:76:LYS:HG3	48:BQ:77:LYS:O	2.19	0.43
56:BY:2:ARG:CD	56:BY:3:VAL:HG23	2.48	0.43
35:BA:1528:A:N6	35:BA:1544:A:C2	2.87	0.43
35:BA:1541:G:H1'	35:BA:1542:A:N9	2.34	0.43
35:BA:1221:C:O2	35:BA:1221(A):C:C6	2.72	0.43
25:B0:77:ARG:HH22	35:BA:857:C:H5'	1.83	0.43
35:BA:2673:G:C8	35:BA:2673:G:H5'	2.53	0.43
57:BZ:29:TYR:HB3	57:BZ:34:ASN:CB	2.42	0.43
6:AF:71:ARG:HH11	6:AF:71:ARG:HG3	1.83	0.43
1:AA:1260:C:H4'	1:AA:1284:C:H5'	2.00	0.43

Continued on next page...

Continued from previous page...

Atom-1	Atom-2	Interatomic distance (Å)	Clash overlap (Å)
1:AA:1342:C:H2'	1:AA:1343:G:H8	1.83	0.43
35:BA:2521:C:O2	35:BA:2521:C:C2'	2.65	0.43
35:BA:1462:C:H4'	35:BA:2703:C:H5'	1.99	0.43
4:AD:171:GLY:O	4:AD:173:TRP:N	2.52	0.43
20:AT:47:GLY:O	20:AT:49:ALA:N	2.40	0.43
48:BQ:35:VAL:HG23	48:BQ:101:ARG:C	2.38	0.43
35:BA:1256:G:O2'	40:BF:82:ILE:HD12	2.19	0.43
35:BA:2841:C:H2'	35:BA:2842:G:C8	2.53	0.43
35:BA:444:C:O2'	35:BA:445:C:H5'	2.19	0.43
24:AY:225:GLU:H	24:AY:225:GLU:CD	2.21	0.43
41:BG:35:GLU:HG2	41:BG:35:GLU:O	2.18	0.43
1:AA:992:U:O2'	1:AA:993:G:P	2.77	0.43
35:BA:1984:G:O2'	35:BA:1985:G:H5'	2.18	0.43
35:BA:605:C:OP1	40:BF:104:LYS:NZ	2.52	0.43
17:AQ:99:SER:O	17:AQ:100:LYS:HG3	2.19	0.43
49:BR:51:LEU:CD2	49:BR:70:LEU:HD11	2.49	0.43
1:AA:928:G:H2'	1:AA:929:G:H8	1.84	0.43
1:AA:777:A:H3'	1:AA:778:G:H8	1.84	0.43
1:AA:610:G:H2'	1:AA:610:G:N3	2.33	0.43
6:AF:81:ILE:HG22	6:AF:81:ILE:O	2.18	0.43
1:AA:277:C:P	17:AQ:68:ARG:HH12	2.42	0.43
35:BA:560:C:H2'	35:BA:561:G:O4'	2.19	0.43
2:AB:95:GLN:CA	2:AB:95:GLN:OE1	2.67	0.43
41:BG:140:ILE:HD12	41:BG:140:ILE:N	2.31	0.43
41:BG:98:ARG:HA	41:BG:98:ARG:HD3	1.92	0.43
35:BA:1750:G:H2'	35:BA:1751:C:C6	2.54	0.43
10:AJ:81:THR:C	10:AJ:83:GLU:N	2.72	0.43
9:AI:86:VAL:HB	9:AI:96:LEU:HD21	2.01	0.43
31:B6:41:PRO:HD3	31:B6:47:THR:HG22	2.01	0.43
31:B6:53:LYS:HG3	31:B6:54:ILE:HG23	2.00	0.43
35:BA:2389:G:C5'	35:BA:2390:U:H5'	2.36	0.43
47:BP:62:LEU:H	47:BP:62:LEU:HD22	1.82	0.43
43:BK:76:TYR:CD2	43:BK:77:LEU:HD23	2.54	0.43
40:BF:177:ALA:HB1	40:BF:178:PRO:HD2	2.00	0.43
39:BE:59:VAL:CG2	39:BE:63:LEU:HA	2.48	0.43
51:BT:108:ARG:NH1	51:BT:108:ARG:HB3	2.28	0.43
1:AA:953:G:N7	13:AM:104:ARG:NH2	2.66	0.43
26:B1:30:VAL:H	35:BA:2396:G:C4'	2.31	0.43
36:BB:86:G:C2	36:BB:92:C:O2	2.72	0.43
24:AY:485:GLU:CD	24:AY:555:LEU:HB2	2.39	0.43
35:BA:2010:G:H2'	35:BA:2011:U:C6	2.53	0.43

Continued on next page...

Continued from previous page...

Atom-1	Atom-2	Interatomic distance (Å)	Clash overlap (Å)
5:AE:33:VAL:HG12	5:AE:112:LEU:HD12	2.01	0.43
35:BA:654:A:H4'	35:BA:654(A):G:O5'	2.19	0.43
47:BP:83:VAL:HB	47:BP:105:LEU:HD22	2.00	0.43
49:BR:9:LYS:O	49:BR:10:LEU:CD2	2.66	0.43
23:AX:16:A:H2'	23:AX:17:U:H6	1.83	0.43
57:BZ:182:LYS:O	57:BZ:183:LEU:HG	2.19	0.43
36:BB:20:C:C2'	36:BB:21:G:C5'	2.97	0.43
36:BB:22:U:H2'	36:BB:23:G:C8	2.54	0.43
39:BE:33:VAL:H	39:BE:90:THR:HA	1.84	0.43
57:BZ:111:VAL:O	57:BZ:111:VAL:HG12	2.19	0.43
1:AA:1094:G:HO2'	1:AA:1095:U:P	2.42	0.43
35:BA:2334:G:N3	50:BS:18:ILE:HD13	2.33	0.43
50:BS:13:ARG:CG	50:BS:14:VAL:N	2.79	0.43
1:AA:630:G:O2'	1:AA:631:G:H5''	2.19	0.43
36:BB:66:A:H2	36:BB:69:G:O6	2.02	0.43
1:AA:270:A:H2'	1:AA:271:C:H6	1.77	0.43
26:B1:88:LYS:HE2	26:B1:88:LYS:HB3	1.81	0.43
35:BA:2526:G:H5'	35:BA:2742:C:O2'	2.19	0.43
4:AD:162:LEU:HD11	4:AD:181:MET:HG2	2.01	0.43
13:AM:22:ILE:HD12	13:AM:22:ILE:N	2.34	0.43
13:AM:45:VAL:HA	13:AM:48:LEU:HD11	2.01	0.43
37:BC:60:ARG:HG2	37:BC:61:GLY:N	2.34	0.43
49:BR:87:TYR:C	49:BR:89:ASP:N	2.72	0.43
20:AT:89:ARG:HD2	20:AT:104:LEU:HG	2.01	0.43
2:AB:111:ARG:NH1	2:AB:111:ARG:CG	2.77	0.43
24:AY:655:TYR:OH	24:AY:659:LEU:HD23	2.19	0.43
35:BA:2206:G:H3'	35:BA:2206:G:N3	2.33	0.43
35:BA:630:G:C4'	35:BA:640:C:H4'	2.45	0.43
35:BA:259:G:H1'	35:BA:621:A:HO2'	1.83	0.43
36:BB:9:G:H2'	36:BB:10:C:H6	1.84	0.43
15:AO:9:GLN:O	15:AO:10:LYS:C	2.57	0.43
35:BA:566:U:H2'	35:BA:567:A:O4'	2.18	0.43
15:AO:50:HIS:O	15:AO:53:HIS:HB3	2.18	0.43
35:BA:654(P):C:H2'	35:BA:654(Q):C:O4'	2.19	0.43
7:AG:64:GLN:HG3	7:AG:128:ALA:HB1	2.01	0.43
24:AY:627:ARG:HA	24:AY:651:GLU:CG	2.48	0.43
35:BA:437:G:H2'	35:BA:438:G:H8	1.83	0.43
35:BA:2784:C:H3'	35:BA:2784:C:C6	2.54	0.43
35:BA:503:A:H4'	35:BA:504:U:H5'	1.99	0.43
38:BD:46:GLN:OE1	38:BD:46:GLN:N	2.52	0.43
35:BA:1863:G:O5'	35:BA:1863:G:H8	2.02	0.43

Continued on next page...

Continued from previous page...

Atom-1	Atom-2	Interatomic distance (Å)	Clash overlap (Å)
35:BA:986:C:O2'	35:BA:987:G:H5'	2.18	0.43
45:BN:78:TYR:HA	45:BN:79:PRO:HD3	1.85	0.43
1:AA:918:A:H2'	1:AA:919:A:O4'	2.19	0.43
4:AD:6:GLY:O	4:AD:8:VAL:HG13	2.18	0.43
41:BG:120:LEU:HB3	41:BG:131:TYR:OH	2.18	0.43
35:BA:925:C:C3'	35:BA:926:A:H5''	2.48	0.43
53:BV:47:VAL:HG23	53:BV:47:VAL:O	2.19	0.43
19:AS:6:LYS:HD2	19:AS:6:LYS:C	2.38	0.43
30:B5:3:LYS:HE2	35:BA:2613:U:C2'	2.41	0.43
51:BT:10:VAL:C	51:BT:12:SER:N	2.72	0.43
24:AY:410:ASP:C	24:AY:411:VAL:HG23	2.39	0.43
1:AA:1137:C:C4'	1:AA:1138:G:C2	3.02	0.43
31:B6:9:LEU:HD21	31:B6:26:ASN:ND2	2.34	0.43
31:B6:7:ILE:HG22	31:B6:7:ILE:O	2.18	0.43
31:B6:9:LEU:CD1	31:B6:26:ASN:HB2	2.49	0.43
33:B8:52:LYS:HE2	35:BA:834:C:C4'	2.47	0.43
45:BN:43:THR:HA	45:BN:44:PRO:HD2	1.85	0.43
40:BF:6:VAL:O	40:BF:6:VAL:HG12	2.19	0.43
28:B3:8:LEU:O	28:B3:31:LEU:HD22	2.18	0.43
39:BE:59:VAL:CG1	39:BE:63:LEU:HA	2.48	0.43
1:AA:939:G:H2'	1:AA:940:C:C6	2.53	0.43
1:AA:781:A:O2'	1:AA:1522:U:O2	2.37	0.43
35:BA:1783:A:C2	35:BA:2587:A:C5	3.06	0.43
35:BA:154(A):C:N4	35:BA:171:G:N1	2.66	0.43
35:BA:2398:U:O2	35:BA:2398:U:H2'	2.18	0.43
28:B3:17:LYS:HZ3	28:B3:20:LYS:CE	2.24	0.43
35:BA:967:C:H2'	35:BA:968:G:C5'	2.48	0.43
24:AY:641:GLN:HB2	24:AY:641:GLN:HE21	1.61	0.43
24:AY:554:PRO:HG2	24:AY:555:LEU:HG	1.99	0.43
35:BA:2012:G:C4'	54:BW:96:ILE:HD11	2.33	0.43
35:BA:2131:G:H8	35:BA:2158:A:H62	1.62	0.43
47:BP:96:THR:HG22	47:BP:126:VAL:HB	2.01	0.43
12:AL:80:HIS:O	12:AL:81:SER:CB	2.67	0.43
39:BE:111:ARG:CZ	49:BR:2:ARG:NH2	2.82	0.43
35:BA:979:G:N7	35:BA:981:A:OP1	2.51	0.43
22:AV:68:C:H2'	22:AV:69:C:C6	2.54	0.43
2:AB:187:LEU:HD23	2:AB:214:ILE:HG21	2.00	0.43
2:AB:223:ILE:CA	2:AB:226:ARG:CZ	2.97	0.43
35:BA:688:U:C4'	35:BA:1780:A:C2	3.02	0.43
1:AA:1190:G:OP1	3:AC:4:LYS:HA	2.18	0.43
35:BA:1858:G:O2'	35:BA:1884:A:N6	2.52	0.43

Continued on next page...

Continued from previous page...

Atom-1	Atom-2	Interatomic distance (Å)	Clash overlap (Å)
1:AA:973:G:O4'	10:AJ:55:LYS:CG	2.62	0.43
35:BA:2795:G:N2	35:BA:2796:U:H5	2.16	0.43
24:AY:327:PHE:C	24:AY:328:ILE:HG23	2.39	0.43
17:AQ:60:ILE:HG21	17:AQ:74:LEU:HD23	2.00	0.43
35:BA:662:G:P	47:BP:18:ARG:HD2	2.59	0.43
49:BR:21:TYR:N	49:BR:21:TYR:CD1	2.86	0.43
9:AI:47:LEU:HD12	9:AI:47:LEU:N	2.34	0.43
24:AY:421:GLN:HB3	24:AY:421:GLN:HE21	1.52	0.43
38:BD:24:ILE:CD1	38:BD:25:THR:N	2.80	0.43
12:AL:44:THR:HA	12:AL:45:PRO:HD3	1.90	0.43
18:AR:44:LEU:HD21	18:AR:79:LEU:HD13	1.99	0.43
35:BA:2544:G:H2'	35:BA:2545:G:O4'	2.18	0.43
57:BZ:115:GLY:N	57:BZ:177:PRO:HG3	2.30	0.43
20:AT:42:GLN:HG3	20:AT:43:LEU:N	2.33	0.43
9:AI:40:LEU:O	9:AI:42:ARG:N	2.47	0.43
1:AA:309:G:H1'	1:AA:608:A:H2	1.80	0.43
20:AT:89:ARG:CD	20:AT:104:LEU:HD11	2.45	0.43
8:AH:77:GLU:HG2	8:AH:78:GLN:N	2.34	0.43
51:BT:112:ARG:C	51:BT:115:ARG:HD3	2.39	0.43
48:BQ:37:LEU:HG	48:BQ:129:THR:HA	2.01	0.43
56:BY:51:VAL:HG12	56:BY:53:PRO:HD2	2.00	0.43
1:AA:1258:G:C6	1:AA:1259:C:N4	2.86	0.43
35:BA:2203:U:H5'	35:BA:2205:C:OP2	2.18	0.43
1:AA:356:A:N3	1:AA:368:U:H1'	2.34	0.43
3:AC:84:ILE:O	3:AC:84:ILE:CG1	2.67	0.43
1:AA:1149:C:H2'	1:AA:1150:U:O4'	2.19	0.43
32:B7:32:LYS:HE2	35:BA:180:G:P	2.59	0.43
35:BA:271(M):G:C2'	35:BA:271(N):U:H5''	2.48	0.43
35:BA:764:A:N7	38:BD:209:ALA:HB3	2.33	0.43
1:AA:994:A:C2	1:AA:995:C:C6	3.07	0.43
35:BA:603:A:O2'	35:BA:604:G:P	2.76	0.43
35:BA:436:C:H2'	35:BA:437:G:C8	2.54	0.43
1:AA:948:C:H2'	1:AA:949:A:C8	2.53	0.43
24:AY:483:TYR:CZ	24:AY:687:LEU:HD11	2.54	0.43
35:BA:1911:U:H2'	35:BA:1918:A:N1	2.34	0.43
9:AI:16:ARG:O	9:AI:63:ILE:HG23	2.19	0.43
35:BA:2653:U:H2'	35:BA:2654:A:C8	2.53	0.43
35:BA:182:A:C6	35:BA:183:C:C4	3.07	0.43
43:BK:61:ALA:C	43:BK:63:ARG:H	2.22	0.43
7:AG:122:HIS:CD2	7:AG:122:HIS:N	2.84	0.43
1:AA:279:A:H1'	1:AA:281:G:C5	2.54	0.43

Continued on next page...

Continued from previous page...

Atom-1	Atom-2	Interatomic distance (Å)	Clash overlap (Å)
9:AI:4:TYR:CD2	9:AI:59:PHE:HE2	2.36	0.42
41:BG:77:ILE:O	41:BG:80:PHE:N	2.52	0.42
53:BV:46:VAL:HG22	53:BV:47:VAL:H	1.84	0.42
30:B5:2:ALA:O	35:BA:747:U:C5	2.72	0.42
41:BG:102:PHE:O	41:BG:103:LEU:C	2.57	0.42
53:BV:91:TYR:CD1	53:BV:91:TYR:N	2.87	0.42
56:BY:8:LYS:CE	56:BY:72:VAL:HG23	2.49	0.42
35:BA:271(D):G:O2'	35:BA:271(E):U:H5'	2.19	0.42
31:B6:37:ARG:HH22	35:BA:2286:A:N6	2.16	0.42
33:B8:33:ASN:HA	33:B8:36:LYS:CD	2.48	0.42
31:B6:42:TRP:NE1	35:BA:643:A:OP1	2.52	0.42
47:BP:58:THR:HG22	47:BP:58:THR:O	2.19	0.42
35:BA:272(I):U:O2	35:BA:272(I):U:H5'	2.19	0.42
35:BA:1486:A:N1	35:BA:1504:C:C2	2.87	0.42
30:B5:33:CYS:O	30:B5:36:CYS:O	2.37	0.42
35:BA:2127:G:H2'	35:BA:2128:C:C6	2.54	0.42
35:BA:1803:A:O3'	38:BD:259:THR:CG2	2.59	0.42
36:BB:89:G:C6	36:BB:90:A:N1	2.87	0.42
36:BB:96:U:H2'	36:BB:97:G:H8	1.84	0.42
35:BA:1654:A:OP1	49:BR:3:HIS:HB2	2.19	0.42
47:BP:41:ARG:HD2	47:BP:41:ARG:N	2.30	0.42
39:BE:1:MET:HA	39:BE:1:MET:CE	2.49	0.42
27:B2:18:PRO:CG	27:B2:19:VAL:H	2.32	0.42
1:AA:961:U:OP2	1:AA:1223:C:C4'	2.67	0.42
10:AJ:40:LEU:CD2	10:AJ:40:LEU:N	2.70	0.42
57:BZ:48:PHE:CE1	57:BZ:71:VAL:HG11	2.54	0.42
35:BA:2795:G:H21	35:BA:2796:U:H5	1.67	0.42
36:BB:70:C:O2'	36:BB:71:C:H5'	2.19	0.42
51:BT:74:ARG:HD2	51:BT:76:PHE:CE1	2.54	0.42
1:AA:318:G:H2'	1:AA:319:G:H8	1.84	0.42
13:AM:39:ILE:HD13	13:AM:52:GLU:HB3	2.00	0.42
6:AF:87:ARG:CG	6:AF:87:ARG:HH11	2.32	0.42
38:BD:28:GLU:OE1	38:BD:29:PRO:HD3	2.19	0.42
35:BA:1186:G:H2'	35:BA:1187:G:O4'	2.19	0.42
24:AY:655:TYR:O	24:AY:656:ALA:C	2.58	0.42
8:AH:6:ILE:HG21	8:AH:85:ARG:NH1	2.33	0.42
55:BX:53:LYS:HG3	55:BX:54:VAL:N	2.34	0.42
35:BA:2193:G:C2'	35:BA:2194:G:C5'	2.95	0.42
48:BQ:66:ILE:HG22	48:BQ:104:PHE:CD2	2.54	0.42
54:BW:73:ALA:O	54:BW:106:ILE:HG13	2.18	0.42
35:BA:2026:C:O2	35:BA:2026:C:H2'	2.17	0.42

Continued on next page...

Continued from previous page...

Atom-1	Atom-2	Interatomic distance (Å)	Clash overlap (Å)
35:BA:67:U:H2'	35:BA:68:G:C8	2.54	0.42
35:BA:572:A:N1	35:BA:2033:A:C2	2.87	0.42
7:AG:156:TRP:CG	7:AG:156:TRP:OXT	2.72	0.42
7:AG:89:MET:HE3	7:AG:156:TRP:OXT	2.19	0.42
15:AO:43:LEU:C	15:AO:45:VAL:H	2.22	0.42
35:BA:1108:U:C4	35:BA:1109:C:C6	3.07	0.42
6:AF:27:GLN:NE2	6:AF:27:GLN:HA	2.34	0.42
35:BA:606:U:O2	35:BA:606:U:H2'	2.18	0.42
1:AA:505:G:OP1	1:AA:534:U:H2'	2.18	0.42
35:BA:1592:C:H2'	35:BA:1593:G:O4'	2.18	0.42
35:BA:2507:C:H2'	35:BA:2508:G:H8	1.84	0.42
7:AG:88:PRO:O	7:AG:88:PRO:CG	2.67	0.42
54:BW:74:ALA:O	54:BW:75:TYR:HB3	2.18	0.42
11:AK:18:ARG:HG2	11:AK:81:ASP:HB2	2.00	0.42
3:AC:73:PRO:HA	3:AC:76:VAL:HG22	2.01	0.42
35:BA:2895:U:C6	35:BA:2895:U:H3'	2.54	0.42
46:BO:9:GLU:O	46:BO:83:ALA:HA	2.19	0.42
5:AE:18:ARG:HH22	5:AE:25:ARG:HG2	1.84	0.42
3:AC:29:TYR:HD1	3:AC:29:TYR:C	2.22	0.42
9:AI:121:ARG:NH1	9:AI:122:ALA:O	2.52	0.42
54:BW:41:LYS:C	54:BW:43:GLY:N	2.72	0.42
24:AY:500:GLN:HB2	24:AY:500:GLN:HE21	1.66	0.42
52:BU:21:ALA:HA	52:BU:24:TYR:CE2	2.54	0.42
2:AB:31:TYR:N	2:AB:31:TYR:CD1	2.85	0.42
41:BG:40:ASN:O	41:BG:155:MET:HB2	2.20	0.42
24:AY:121:VAL:HA	24:AY:124:GLN:NE2	2.35	0.42
40:BF:11:VAL:CG1	40:BF:12:LEU:N	2.80	0.42
35:BA:512:G:O2'	35:BA:513:A:H8	2.01	0.42
30:B5:44:THR:HG23	49:BR:101:ALA:N	2.34	0.42
1:AA:690:G:H2'	1:AA:691:G:O4'	2.19	0.42
5:AE:82:VAL:HB	5:AE:89:ILE:HG22	2.00	0.42
25:B0:47:PRO:HB3	25:B0:51:VAL:O	2.19	0.42
37:BC:43:GLU:OE2	37:BC:218:THR:HA	2.19	0.42
1:AA:1030(C):G:H2'	1:AA:1030(D):A:H8	1.84	0.42
35:BA:2481:G:C2'	35:BA:2482:G:OP2	2.67	0.42
35:BA:515:A:C2	35:BA:1261:C:H1'	2.53	0.42
35:BA:1057:A:H61	35:BA:1081:U:H3	1.68	0.42
43:BK:121:GLU:O	43:BK:125:ARG:HG3	2.19	0.42
54:BW:13:SER:O	54:BW:16:LYS:HB2	2.18	0.42
27:B2:17:SER:CB	27:B2:18:PRO:CD	2.97	0.42
27:B2:31:GLU:O	27:B2:35:LEU:N	2.47	0.42

Continued on next page...

Continued from previous page...

Atom-1	Atom-2	Interatomic distance (Å)	Clash overlap (Å)
35:BA:2694:G:O2'	35:BA:2695:C:H5'	2.19	0.42
2:AB:100:GLY:C	2:AB:102:LEU:H	2.21	0.42
35:BA:523:C:H3'	35:BA:523:C:H6	1.85	0.42
24:AY:150:ILE:C	24:AY:152:THR:N	2.71	0.42
35:BA:1179:C:C4	35:BA:1180:C:C5	3.07	0.42
35:BA:738:G:H2'	35:BA:739:G:C8	2.54	0.42
35:BA:1342:A:C2	35:BA:1345:C:C5	3.07	0.42
35:BA:557:U:H6	35:BA:557:U:O5'	2.01	0.42
1:AA:244:U:C6	1:AA:894:G:C2	3.07	0.42
43:BK:41:PHE:C	43:BK:43:ALA:N	2.72	0.42
1:AA:814:A:H4'	1:AA:1511:G:H5'	2.01	0.42
1:AA:444:C:N4	1:AA:491:G:N1	2.67	0.42
1:AA:309:G:O2'	1:AA:607:A:N1	2.52	0.42
1:AA:189(B):C:C2	1:AA:189(J):G:C2	3.07	0.42
1:AA:188:C:O4'	20:AT:89:ARG:NH1	2.52	0.42
48:BQ:110:THR:HG23	48:BQ:113:GLN:H	1.82	0.42
35:BA:1430:C:H42	35:BA:1563:G:H1	1.66	0.42
35:BA:1422:G:H1'	35:BA:1496:A:H62	1.83	0.42
35:BA:825:C:C2'	35:BA:826:U:H5'	2.48	0.42
41:BG:170:ARG:HE	41:BG:180:PHE:HD2	1.63	0.42
37:BC:30:VAL:O	37:BC:33:LEU:N	2.50	0.42
1:AA:368:U:OP2	24:AY:353:ALA:CB	2.64	0.42
24:AY:39:ILE:HG23	24:AY:41:LYS:HG3	2.00	0.42
1:AA:993:G:N2	1:AA:996:A:N6	2.67	0.42
35:BA:420:C:H2'	35:BA:421:U:C6	2.54	0.42
35:BA:2078:C:O4'	35:BA:2434:A:H1'	2.19	0.42
21:AU:6:ARG:NE	21:AU:15:ARG:NH2	2.66	0.42
9:AI:56:LEU:HD23	9:AI:56:LEU:O	2.18	0.42
35:BA:1100:C:O2	35:BA:1100:C:C2'	2.67	0.42
24:AY:622:GLY:O	24:AY:625:ASN:N	2.52	0.42
24:AY:625:ASN:C	24:AY:627:ARG:H	2.23	0.42
35:BA:1786:A:C2	35:BA:2606:C:H1'	2.54	0.42
35:BA:2323:G:H8	35:BA:2323:G:O5'	2.02	0.42
19:AS:72:GLY:C	19:AS:74:PHE:H	2.21	0.42
48:BQ:45:GLN:NE2	48:BQ:45:GLN:H	2.16	0.42
17:AQ:6:LEU:HD23	17:AQ:6:LEU:N	2.34	0.42
1:AA:1186:G:C2	1:AA:1187:G:C8	3.07	0.42
35:BA:1084:A:H2'	35:BA:1085:A:C8	2.55	0.42
37:BC:84:ILE:HD13	37:BC:84:ILE:HG21	1.87	0.42
1:AA:1299:A:C2	1:AA:1301:U:N3	2.87	0.42
35:BA:2734:A:N7	35:BA:2735:G:C8	2.87	0.42

Continued on next page...

Continued from previous page...

Atom-1	Atom-2	Interatomic distance (Å)	Clash overlap (Å)
55:BX:14:SER:O	55:BX:17:ALA:HB3	2.19	0.42
35:BA:847:U:OP2	35:BA:928:G:O6	2.37	0.42
57:BZ:4:ARG:HD2	57:BZ:60:GLU:OE2	2.20	0.42
35:BA:560:C:H4'	52:BU:52:ARG:CZ	2.50	0.42
35:BA:2857:G:C2	35:BA:2861:G:C6	3.07	0.42
24:AY:121:VAL:HA	24:AY:124:GLN:HE22	1.84	0.42
24:AY:465:ARG:O	24:AY:470:PHE:HD2	2.02	0.42
9:AI:79:LEU:O	9:AI:80:GLY:C	2.58	0.42
26:B1:76:ARG:HG2	35:BA:271(R):G:H5'	2.01	0.42
31:B6:13:CYS:HA	31:B6:50:ARG:O	2.19	0.42
31:B6:45:LYS:HD3	35:BA:2372:G:OP1	2.19	0.42
35:BA:2892:A:N7	35:BA:2893:G:N3	2.67	0.42
38:BD:118:VAL:HG22	38:BD:119:ALA:N	2.33	0.42
15:AO:74:ASP:C	15:AO:76:GLU:N	2.71	0.42
35:BA:286:C:C2	35:BA:287:C:C5	3.08	0.42
25:B0:48:GLY:CA	25:B0:80:HIS:HD1	2.28	0.42
38:BD:67:PHE:HD1	38:BD:67:PHE:HA	1.60	0.42
43:BK:6:ALA:HB3	43:BK:59:ILE:H	1.85	0.42
35:BA:2572:A:H5'	35:BA:2574:G:O3'	2.19	0.42
1:AA:1256:A:N6	1:AA:1278:U:H1'	2.34	0.42
47:BP:102:ARG:CG	47:BP:102:ARG:O	2.66	0.42
47:BP:122:PRO:O	47:BP:123:LEU:CB	2.65	0.42
41:BG:12:TYR:O	41:BG:16:ARG:HB2	2.18	0.42
3:AC:139:GLN:O	3:AC:140:ARG:C	2.56	0.42
1:AA:1505:G:C8	1:AA:1505:G:H5''	2.54	0.42
35:BA:363(F):A:O2'	35:BA:364:C:O5'	2.37	0.42
50:BS:101:LEU:CD1	50:BS:101:LEU:C	2.88	0.42
50:BS:101:LEU:O	50:BS:102:ALA:O	2.36	0.42
50:BS:35:ILE:HD11	50:BS:99:LYS:HE3	2.01	0.42
35:BA:2758:A:C5	42:BH:67:LEU:HD21	2.54	0.42
35:BA:2712:U:C2'	35:BA:2712(A):A:O5'	2.67	0.42
27:B2:13:ALA:C	27:B2:15:LYS:N	2.72	0.42
35:BA:686:G:N2	35:BA:788:A:N6	2.67	0.42
26:B1:18:ILE:HD12	26:B1:37:ILE:HG12	2.00	0.42
42:BH:16:SER:HB2	42:BH:27:LYS:CB	2.40	0.42
3:AC:113:ALA:N	3:AC:114:PRO:CD	2.82	0.42
13:AM:23:TYR:CE1	13:AM:70:LEU:HD22	2.47	0.42
29:B4:39:CYS:SG	29:B4:42:PHE:CE2	3.11	0.42
45:BN:62:VAL:HG22	45:BN:66:LYS:CG	2.43	0.42
1:AA:1371:G:C6	1:AA:1372:U:C4	3.08	0.42
53:BV:6:LYS:HE2	53:BV:37:VAL:HG12	2.01	0.42

Continued on next page...

Continued from previous page...

Atom-1	Atom-2	Interatomic distance (Å)	Clash overlap (Å)
1:AA:1513:A:C4	1:AA:1514:C:C5	3.08	0.42
24:AY:679:VAL:HG23	24:AY:679:VAL:O	2.20	0.42
1:AA:1104:G:P	2:AB:111:ARG:HD2	2.59	0.42
39:BE:51:PHE:H	39:BE:74:PRO:HG3	1.82	0.42
57:BZ:14:LYS:O	57:BZ:17:ALA:N	2.43	0.42
24:AY:416:LYS:CD	24:AY:417:THR:N	2.82	0.42
35:BA:260:G:C1'	35:BA:621:A:H1'	2.48	0.42
35:BA:49:A:C5	35:BA:177:G:C6	3.07	0.42
35:BA:87:C:OP2	35:BA:90:U:O4	2.36	0.42
14:AN:42:ILE:HD13	14:AN:42:ILE:HA	1.92	0.42
35:BA:1290:C:H2'	35:BA:1291:C:H6	1.84	0.42
1:AA:1006:C:H2'	1:AA:1007:C:C5	2.54	0.42
35:BA:1074:G:H2'	35:BA:1075:C:H6	1.85	0.42
35:BA:220:G:N1	35:BA:427:U:H2'	2.34	0.42
1:AA:1217:C:H5'	14:AN:9:LYS:NZ	2.34	0.42
24:AY:525:PHE:HD1	24:AY:525:PHE:N	2.15	0.42
35:BA:199:A:H2	35:BA:2079:U:O4'	2.01	0.42
38:BD:7:LYS:HB3	38:BD:8:PRO:CD	2.49	0.42
1:AA:78:G:H1	1:AA:91:C:N4	2.17	0.42
1:AA:688:G:H2'	1:AA:689:C:C6	2.55	0.42
35:BA:2088:G:C5	35:BA:2089:U:C5	3.08	0.42
24:AY:364:GLU:HG2	24:AY:366:VAL:HG13	2.02	0.42
1:AA:949:A:H2'	1:AA:950:U:O4'	2.19	0.42
35:BA:536:A:H2'	35:BA:537:C:C6	2.54	0.42
16:AP:61:SER:C	16:AP:62:VAL:HG13	2.40	0.42
17:AQ:94:ASN:O	17:AQ:95:TYR:C	2.57	0.42
35:BA:2447:G:C5	35:BA:2501:C:N3	2.87	0.42
35:BA:1030:G:OP2	48:BQ:128:LYS:HE2	2.19	0.42
24:AY:575:VAL:CG1	24:AY:575:VAL:O	2.67	0.42
35:BA:864:G:H8	35:BA:864:G:O5'	2.02	0.42
54:BW:83:LYS:HE3	54:BW:97:LYS:CD	2.49	0.42
16:AP:8:ARG:O	16:AP:9:PHE:HD1	2.02	0.42
1:AA:1319:A:OP1	19:AS:10:PHE:CZ	2.72	0.42
50:BS:98:VAL:HG12	50:BS:100:ALA:HB2	2.00	0.42
24:AY:132:ARG:HG2	24:AY:132:ARG:O	2.16	0.42
3:AC:92:ALA:C	3:AC:94:LEU:N	2.70	0.42
35:BA:336:C:O3'	56:BY:7:VAL:HG22	2.19	0.42
35:BA:2290:G:H1	35:BA:2342:C:H42	1.66	0.42
35:BA:272(I):U:O2	35:BA:272(I):U:C3'	2.67	0.42
35:BA:27:G:H1'	35:BA:513:A:H62	1.84	0.42
35:BA:322:A:C3'	40:BF:169:ASN:HD21	2.27	0.42

Continued on next page...

Continued from previous page...

Atom-1	Atom-2	Interatomic distance (Å)	Clash overlap (Å)
40:BF:24:LEU:CD2	40:BF:24:LEU:N	2.83	0.42
35:BA:2849:U:HO2'	35:BA:2866:U:H5	1.65	0.42
35:BA:1141:U:OP1	45:BN:25:ARG:NH1	2.52	0.42
35:BA:1142(A):A:O2'	35:BA:1143:A:H2'	2.19	0.42
1:AA:1037:C:H2'	1:AA:1038:C:N3	2.34	0.42
35:BA:1042:G:O2'	35:BA:1043:C:H5'	2.20	0.42
51:BT:32:TYR:O	51:BT:41:ARG:O	2.37	0.42
1:AA:703:G:C2'	1:AA:704:A:OP2	2.67	0.42
28:B3:22:ALA:O	28:B3:25:ALA:HB3	2.18	0.42
36:BB:86:G:C6	36:BB:87:G:C6	3.08	0.42
43:BK:27:LEU:HA	43:BK:30:HIS:HB2	1.99	0.42
43:BK:5:VAL:HA	43:BK:59:ILE:HG23	2.01	0.42
35:BA:2019:A:C2'	35:BA:2020:A:O5'	2.68	0.42
35:BA:1654:A:O2'	39:BE:113:PHE:O	2.38	0.42
2:AB:119:GLU:O	2:AB:121:LEU:N	2.52	0.42
1:AA:1472:U:H2'	1:AA:1473:A:C8	2.54	0.42
35:BA:2222:G:H5''	38:BD:186:HIS:CE1	2.54	0.42
40:BF:162:LEU:C	40:BF:164:ARG:N	2.73	0.42
35:BA:1322:A:OP1	54:BW:11:ARG:HG3	2.19	0.42
35:BA:1301:A:N3	35:BA:1301:A:H5''	2.34	0.42
35:BA:2334:G:C2	50:BS:15:ARG:NH1	2.87	0.42
34:B9:10:ILE:HD12	34:B9:32:HIS:CG	2.54	0.42
33:B8:61:LEU:C	33:B8:63:PRO:CD	2.87	0.42
37:BC:140:ASN:HB3	37:BC:143:ALA:CB	2.49	0.42
35:BA:1718:G:C5'	35:BA:1718:G:C8	3.00	0.42
1:AA:187:C:H5''	20:AT:86:ARG:HH11	1.84	0.42
57:BZ:14:LYS:O	57:BZ:18:LEU:CD1	2.67	0.42
1:AA:998:G:H2'	1:AA:999:C:N1	2.34	0.42
40:BF:198:ALA:HA	40:BF:201:VAL:HG12	2.02	0.42
26:B1:27:GLU:H	26:B1:27:GLU:HG3	1.70	0.42
40:BF:110:LEU:O	40:BF:110:LEU:HD22	2.19	0.42
24:AY:342:TYR:OH	24:AY:347:GLY:HA2	2.19	0.42
36:BB:9:G:C6	36:BB:113:G:C6	3.07	0.42
37:BC:225:ILE:O	37:BC:225:ILE:HD12	2.19	0.42
1:AA:452:A:C4'	16:AP:72:ARG:CZ	2.95	0.42
38:BD:72:LYS:HD3	38:BD:75:ILE:HG21	2.00	0.42
35:BA:2422:A:H3'	35:BA:2422:A:C8	2.55	0.42
1:AA:483:C:C3'	1:AA:484:G:H5''	2.48	0.42
24:AY:206:LEU:HD11	24:AY:210:ARG:HH12	1.85	0.42
9:AI:2:GLU:O	9:AI:21:PRO:HD3	2.19	0.42
55:BX:64:LYS:HB3	55:BX:64:LYS:HE2	1.79	0.42

Continued on next page...

Continued from previous page...

Atom-1	Atom-2	Interatomic distance (Å)	Clash overlap (Å)
18:AR:87:ARG:NH1	18:AR:87:ARG:CB	2.82	0.42
54:BW:84:ARG:O	54:BW:95:ILE:HA	2.20	0.42
35:BA:21:A:O2'	35:BA:22:C:H5'	2.19	0.42
46:BO:88:ASN:C	46:BO:90:GLN:H	2.21	0.42
1:AA:1121:U:O4	1:AA:1122:U:O4	2.38	0.42
15:AO:65:ARG:NH1	15:AO:65:ARG:HG2	2.34	0.42
35:BA:1602:U:H3'	35:BA:1603:A:C5'	2.49	0.42
1:AA:778:G:H1'	11:AK:119:CYS:HB3	2.01	0.42
37:BC:19:LYS:HG2	37:BC:20:VAL:N	2.35	0.42
35:BA:921:G:H4'	35:BA:2269:A:C5	2.54	0.42
35:BA:1695:G:H3'	35:BA:1695:G:N3	2.34	0.42
7:AG:51:GLN:OE1	7:AG:51:GLN:HA	2.20	0.42
44:BL:94:LEU:HA	44:BL:94:LEU:HD23	1.86	0.42
35:BA:669:G:N3	35:BA:669:G:C2'	2.81	0.42
11:AK:12:ARG:HE	11:AK:14:VAL:CG1	2.33	0.42
21:AU:10:ARG:O	21:AU:13:ILE:N	2.50	0.42
9:AI:19:LEU:HB3	9:AI:59:PHE:HD2	1.85	0.42
35:BA:2246:G:H2'	35:BA:2247:A:C8	2.54	0.42
51:BT:53:ARG:CB	51:BT:53:ARG:NH1	2.61	0.42
46:BO:53:LYS:O	46:BO:54:GLU:O	2.38	0.42
24:AY:106:VAL:CG2	24:AY:132:ARG:HG3	2.49	0.42
24:AY:25:LYS:N	59:AY:702:GDP:O2B	2.53	0.42
3:AC:94:LEU:O	3:AC:95:THR:CG2	2.63	0.42
56:BY:15:VAL:O	56:BY:22:GLY:CA	2.67	0.42
56:BY:39:VAL:HG12	56:BY:40:GLU:H	1.85	0.42
2:AB:166:ASP:OD2	2:AB:205:ASP:OD2	2.36	0.42
35:BA:272(H):C:C2'	35:BA:272(I):U:C5'	2.95	0.42
35:BA:1453:U:OP1	49:BR:63:ARG:NH2	2.50	0.42
47:BP:7:ARG:CB	47:BP:8:PRO:HD3	2.39	0.42
39:BE:61:ARG:CG	39:BE:62:PRO:HD3	2.43	0.42
24:AY:492:ASP:OD2	24:AY:513:LYS:HA	2.20	0.42
1:AA:1499:A:C2	1:AA:1500:A:C8	3.08	0.42
19:AS:19:VAL:HG12	19:AS:20:LEU:HG	2.02	0.42
19:AS:44:MET:HB3	19:AS:47:HIS:HD2	1.84	0.42
24:AY:8:ASP:HB2	24:AY:11:ARG:CZ	2.50	0.42
1:AA:960:U:C6	1:AA:1225:A:C8	3.08	0.42
1:AA:1027:C:C4	1:AA:1028:C:N4	2.87	0.42
1:AA:1030(A):G:H1'	1:AA:1031:G:N1	2.32	0.42
24:AY:539:ILE:C	24:AY:542:VAL:HG12	2.39	0.42
35:BA:820:A:N3	35:BA:943:U:O2'	2.47	0.42
50:BS:68:GLN:C	50:BS:70:GLY:H	2.23	0.42

Continued on next page...

Continued from previous page...

Atom-1	Atom-2	Interatomic distance (Å)	Clash overlap (Å)
35:BA:1057:A:O2'	35:BA:1058:G:O5'	2.34	0.42
42:BH:65:HIS:CE1	42:BH:69:ARG:HH11	2.32	0.42
54:BW:14:PRO:O	54:BW:16:LYS:N	2.53	0.42
49:BR:2:ARG:HB2	49:BR:5:LYS:NZ	2.34	0.42
2:AB:86:GLU:C	2:AB:88:ALA:N	2.72	0.42
28:B3:9:VAL:CG2	28:B3:10:LYS:H	2.27	0.42
32:B7:5:TRP:CZ3	35:BA:464:U:H4'	2.54	0.42
43:BK:34:ILE:H	43:BK:34:ILE:HG12	1.53	0.42
35:BA:391:G:C2'	35:BA:392:C:H5'	2.49	0.42
35:BA:523:C:H5'	35:BA:541:C:H1'	2.00	0.42
1:AA:332:G:O2'	1:AA:333:G:H5'	2.20	0.42
47:BP:16:ARG:CZ	47:BP:18:ARG:HB2	2.49	0.42
35:BA:2146:C:H4'	35:BA:2147:G:N7	2.34	0.42
35:BA:2147:G:H2'	35:BA:2148:G:C4'	2.49	0.42
35:BA:1036:G:C6	35:BA:1120:G:C6	3.07	0.42
1:AA:260:G:H2'	1:AA:261:U:H6	1.84	0.42
1:AA:1422:G:H2'	1:AA:1423:G:H8	1.84	0.42
18:AR:74:ARG:HD3	18:AR:81:PHE:CE1	2.54	0.42
35:BA:1582:C:O2'	35:BA:1586:A:C8	2.71	0.42
24:AY:260:LEU:N	24:AY:260:LEU:HD13	2.35	0.42
35:BA:2200:C:O2	35:BA:2200:C:H2'	2.19	0.42
1:AA:582:U:OP1	15:AO:68:ARG:NH2	2.52	0.42
35:BA:31:C:H4'	35:BA:1238:G:H4'	2.01	0.42
1:AA:151:A:N1	1:AA:171:A:N1	2.67	0.42
35:BA:69:C:C2'	35:BA:69:C:O2	2.68	0.42
56:BY:105:ALA:C	56:BY:107:ASP:N	2.66	0.42
41:BG:35:GLU:O	41:BG:35:GLU:CG	2.66	0.42
2:AB:193:ASP:O	2:AB:194:PRO:C	2.58	0.42
38:BD:208:LYS:HB2	38:BD:209:ALA:H	1.62	0.42
1:AA:505:G:H2'	1:AA:506:G:C8	2.55	0.42
35:BA:2749:A:C5	35:BA:2750:A:N7	2.88	0.42
2:AB:229:VAL:CG1	2:AB:230:VAL:N	2.83	0.42
13:AM:88:ARG:HH11	13:AM:88:ARG:HG2	1.84	0.42
16:AP:52:ASP:C	16:AP:52:ASP:OD1	2.55	0.42
45:BN:131:GLN:O	45:BN:131:GLN:HG3	2.19	0.42
1:AA:633:G:H5'	1:AA:634:C:OP2	2.19	0.42
26:B1:12:PRO:HG2	35:BA:1365:A:H5'	2.02	0.42
41:BG:131:TYR:HE2	41:BG:133:LEU:CB	2.29	0.42
24:AY:156:ARG:HB2	24:AY:157:LEU:HD23	2.01	0.42
38:BD:267:SER:CB	38:BD:270:ILE:HD11	2.46	0.42
19:AS:71:LEU:HA	19:AS:71:LEU:HD23	1.84	0.42

Continued on next page...

Continued from previous page...

Atom-1	Atom-2	Interatomic distance (Å)	Clash overlap (Å)
55:BX:11:PRO:CA	55:BX:28:PHE:HB3	2.19	0.42
35:BA:2313:C:H2'	35:BA:2314:C:C6	2.54	0.42
41:BG:102:PHE:HD2	41:BG:103:LEU:CD2	2.31	0.42
41:BG:67:LYS:HG2	41:BG:68:PRO:CD	2.49	0.42
41:BG:72:ARG:HB3	41:BG:87:PRO:HD2	2.01	0.42
10:AJ:4:ILE:HG22	10:AJ:5:ARG:N	2.33	0.42
24:AY:20:HIS:HB2	24:AY:87:HIS:HD2	1.84	0.42
27:B2:69:ARG:NH2	35:BA:111:A:H5''	2.34	0.42
31:B6:27:LYS:HB3	31:B6:32:ASN:HD22	1.83	0.42
31:B6:27:LYS:O	31:B6:27:LYS:HD2	2.20	0.42
31:B6:8:LYS:O	31:B6:9:LEU:O	2.38	0.42
33:B8:49:VAL:HG23	33:B8:53:PRO:HB3	2.02	0.42
35:BA:2404:C:N4	35:BA:2414:G:C6	2.88	0.42
38:BD:127:VAL:HA	38:BD:193:VAL:HG13	2.02	0.42
1:AA:692:U:OP1	11:AK:124:LYS:CE	2.67	0.42
35:BA:1815:A:C5	35:BA:1817:G:C6	3.08	0.42
43:BK:10:LEU:HD11	43:BK:27:LEU:CD1	2.50	0.42
43:BK:6:ALA:CB	43:BK:30:HIS:HE1	2.32	0.42
1:AA:1030(A):G:H2'	1:AA:1030(B):C:H5'	2.01	0.42
1:AA:1193:G:O2'	1:AA:1194:U:H5'	2.19	0.42
35:BA:1224:C:C5	35:BA:1225:G:C5	3.08	0.42
22:AV:35:A:C2	23:AX:18:G:C2	3.08	0.42
34:B9:17:ILE:HG21	34:B9:19:ARG:HE	1.84	0.42
32:B7:41:ARG:NH2	35:BA:460:A:P	2.79	0.42
35:BA:2795:G:N2	35:BA:2796:U:C5	2.87	0.42
35:BA:2666:C:H3'	35:BA:2667:C:H6	1.85	0.42
1:AA:741:G:C2'	1:AA:742:G:H5'	2.50	0.42
35:BA:2171:A:H4'	35:BA:2172:U:OP1	2.20	0.42
54:BW:70:TYR:HB3	54:BW:110:LYS:HZ1	1.85	0.42
35:BA:1787:A:O2'	35:BA:2589:A:H4'	2.20	0.42
37:BC:75:VAL:HG12	37:BC:76:LEU:N	2.35	0.42
11:AK:105:VAL:H	11:AK:105:VAL:HG22	1.60	0.42
1:AA:445:G:H2'	1:AA:446:G:C8	2.55	0.42
42:BH:56:SER:HG	42:BH:61:HIS:CE1	2.34	0.42
1:AA:1381:U:C6	1:AA:1381:U:H3'	2.54	0.42
35:BA:2199:A:N7	35:BA:2225:A:C6	2.87	0.42
35:BA:331:A:C2	35:BA:1209:G:C5	3.08	0.42
49:BR:28:LEU:CD2	49:BR:29:LEU:HD12	2.50	0.42
1:AA:15:G:H2'	1:AA:16:A:C8	2.54	0.42
35:BA:900:A:H2'	35:BA:901:A:O4'	2.20	0.42
35:BA:816:C:O5'	35:BA:816:C:H6	2.03	0.42

Continued on next page...

Continued from previous page...

Atom-1	Atom-2	Interatomic distance (Å)	Clash overlap (Å)
35:BA:999:U:O2	35:BA:1157:G:C2	2.72	0.42
35:BA:1292:U:H2'	35:BA:1293:C:C6	2.54	0.42
10:AJ:90:LEU:N	10:AJ:91:PRO:CD	2.83	0.42
15:AO:43:LEU:HD13	15:AO:56:LEU:HD22	1.99	0.42
1:AA:404:U:H2'	1:AA:405:U:H6	1.83	0.42
57:BZ:126:VAL:HA	57:BZ:163:LEU:HA	2.02	0.42
32:B7:33:ARG:HH11	32:B7:33:ARG:HB2	1.85	0.42
35:BA:324:A:N6	35:BA:338:G:O2'	2.53	0.42
35:BA:324:A:OP2	35:BA:1205:U:N3	2.45	0.42
35:BA:438:G:H2'	35:BA:440:G:H8	1.85	0.42
5:AE:41:VAL:HG11	5:AE:109:ILE:O	2.18	0.42
1:AA:56:U:O5'	1:AA:56:U:H6	2.02	0.42
32:B7:17:GLY:O	32:B7:20:ALA:HB3	2.18	0.42
19:AS:72:GLY:O	19:AS:75:ALA:N	2.52	0.42
1:AA:838:G:H2'	1:AA:839:U:H5''	2.02	0.42
35:BA:2501:C:H6	35:BA:2501:C:H2'	1.60	0.42
3:AC:186:PHE:HA	3:AC:198:VAL:O	2.20	0.42
3:AC:49:SER:HB3	3:AC:75:VAL:HG11	2.02	0.42
13:AM:33:ALA:HA	13:AM:59:TYR:HE2	1.85	0.42
1:AA:1477:C:O5'	1:AA:1477:C:H6	2.03	0.42
1:AA:71:C:O5'	1:AA:71:C:H6	2.03	0.42
35:BA:2649:U:O2'	35:BA:2650:U:H5'	2.19	0.42
35:BA:2659:G:N2	35:BA:2661:G:H3'	2.34	0.42
42:BH:109:PHE:O	42:BH:111:HIS:N	2.43	0.42
24:AY:250:THR:C	24:AY:252:ASP:N	2.72	0.42
26:B1:12:PRO:HG3	35:BA:1365:A:H5'	2.01	0.42
9:AI:79:LEU:HD11	9:AI:83:ARG:HB2	2.01	0.42
56:BY:10:GLY:C	56:BY:27:VAL:HG13	2.38	0.42
33:B8:26:LYS:HD3	33:B8:47:LYS:HD2	2.02	0.42
20:AT:13:LEU:CD1	20:AT:13:LEU:N	2.66	0.42
6:AF:38:GLU:O	6:AF:39:LYS:O	2.37	0.42
39:BE:59:VAL:HG21	39:BE:63:LEU:HA	2.01	0.42
51:BT:50:ILE:HA	51:BT:99:LEU:HD11	2.00	0.42
19:AS:20:LEU:HA	19:AS:20:LEU:HD23	1.78	0.42
13:AM:96:LEU:HB3	13:AM:97:PRO:CD	2.40	0.42
43:BK:55:VAL:CG2	43:BK:67:PHE:HD2	2.33	0.42
50:BS:27:SER:C	50:BS:28:VAL:HG23	2.39	0.42
35:BA:1971:A:N3	38:BD:240:ALA:HA	2.35	0.42
47:BP:96:THR:HB	47:BP:97:PRO:HD2	2.02	0.42
3:AC:134:ILE:O	3:AC:135:LYS:C	2.58	0.42
26:B1:60:PHE:C	26:B1:62:VAL:H	2.23	0.42

Continued on next page...

Continued from previous page...

Atom-1	Atom-2	Interatomic distance (Å)	Clash overlap (Å)
50:BS:31:SER:HB3	50:BS:34:HIS:C	2.40	0.42
54:BW:50:VAL:CG1	54:BW:51:LEU:N	2.83	0.42
35:BA:2076:U:C5'	35:BA:2238:G:N2	2.81	0.42
35:BA:688:U:C3'	35:BA:688:U:C6	3.02	0.42
50:BS:11:LYS:CG	50:BS:13:ARG:HH21	2.33	0.42
35:BA:1464:C:H1'	35:BA:1528(A):A:N3	2.35	0.42
35:BA:1675:C:H2'	35:BA:1676:A:O4'	2.19	0.42
1:AA:664:G:H2'	1:AA:666:G:OP1	2.20	0.42
34:B9:29:ASN:O	34:B9:29:ASN:ND2	2.52	0.42
25:B0:60:PHE:HD1	25:B0:60:PHE:C	2.23	0.42
54:BW:59:VAL:HG21	54:BW:66:GLU:HB2	2.01	0.42
24:AY:415:PRO:HB2	24:AY:421:GLN:N	2.35	0.42
5:AE:12:LEU:CD1	5:AE:31:LEU:CB	2.92	0.42
20:AT:75:ASN:N	20:AT:75:ASN:ND2	2.65	0.42
35:BA:2453:A:H2'	35:BA:2454:G:H8	1.85	0.42
54:BW:45:TYR:CD1	54:BW:45:TYR:C	2.92	0.42
35:BA:645:C:C4'	35:BA:645:C:O2	2.67	0.42
11:AK:33:THR:HB	11:AK:38:ASN:O	2.20	0.42
26:B1:71:TYR:HA	26:B1:74:VAL:HG21	2.02	0.42
24:AY:681:LYS:HE2	24:AY:681:LYS:HB3	1.77	0.42
40:BF:81:PRO:C	40:BF:83:PHE:N	2.73	0.42
35:BA:332:A:O2'	35:BA:333:G:P	2.78	0.42
1:AA:1245:A:C2	1:AA:1293:G:C2	3.07	0.42
35:BA:2377:A:O2'	35:BA:2378:A:H5'	2.19	0.42
24:AY:607:ARG:NH2	24:AY:672:PHE:CD2	2.88	0.42
35:BA:216:A:C4	35:BA:432:A:C2	3.06	0.42
35:BA:2078:C:H1'	35:BA:2434:A:H1'	2.02	0.42
53:BV:2:PHE:O	53:BV:3:ALA:CB	2.68	0.42
35:BA:1045:A:C2	35:BA:1047:G:N2	2.87	0.42
1:AA:422:C:O2'	1:AA:423:G:N2	2.53	0.42
1:AA:1261:A:C2'	1:AA:1262:C:H5'	2.47	0.42
41:BG:166:ASP:O	41:BG:167:GLU:C	2.56	0.42
29:B4:20:ASN:HD22	29:B4:20:ASN:HA	1.40	0.42
35:BA:1491:G:N2	35:BA:1492:G:H1'	2.35	0.42
9:AI:32:ASP:OD1	9:AI:34:ASN:N	2.53	0.42
24:AY:339:SER:O	24:AY:351:ARG:HD3	2.20	0.42
44:BL:58:LEU:O	44:BL:58:LEU:HD23	2.19	0.42
35:BA:374:A:H2'	35:BA:375:C:H5'	2.01	0.42
35:BA:950:G:H2'	35:BA:951:C:C6	2.55	0.42
35:BA:531:C:C5	35:BA:2035:G:C2	3.08	0.42
35:BA:846:C:C4	35:BA:930:U:C5	3.08	0.42

Continued on next page...

Continued from previous page...

Atom-1	Atom-2	Interatomic distance (Å)	Clash overlap (Å)
4:AD:168:ARG:HG3	4:AD:168:ARG:HH11	1.84	0.42
35:BA:1445:A:C8	35:BA:1460:A:C2	3.08	0.42
52:BU:110:VAL:O	52:BU:113:ALA:N	2.50	0.42
30:B5:4:HIS:CB	30:B5:5:PRO:CD	2.92	0.42
51:BT:5:ALA:O	51:BT:7:ILE:N	2.53	0.42
40:BF:41:LEU:HD23	40:BF:44:ARG:NE	2.34	0.42
46:BO:17:ARG:HH21	46:BO:47:ILE:HD11	1.84	0.42
29:B4:25:TYR:O	29:B4:26:SER:HB3	2.20	0.42
35:BA:2311:A:H3'	35:BA:2312:U:C5	2.54	0.42
10:AJ:98:ILE:O	10:AJ:98:ILE:HG22	2.20	0.42
58:AY:701:FUA:H9	58:AY:701:FUA:H213	1.77	0.42
31:B6:10:LEU:O	31:B6:54:ILE:OXT	2.37	0.42
31:B6:53:LYS:HG3	31:B6:54:ILE:H	1.84	0.42
35:BA:2283:C:H2'	35:BA:2284:C:O4'	2.19	0.42
35:BA:253:C:H2'	35:BA:254:G:O4'	2.20	0.42
35:BA:1241:A:C8	35:BA:1242:A:C8	3.08	0.42
35:BA:1005:C:C2	35:BA:1006:C:C5	3.08	0.42
35:BA:1042:G:H2'	35:BA:1043:C:C6	2.55	0.42
8:AH:104:ARG:CZ	8:AH:138:TRP:CH2	3.02	0.42
35:BA:1565:C:H2'	38:BD:21:PHE:CE2	2.55	0.42
35:BA:1802:A:N1	35:BA:1822:G:H1'	2.35	0.42
35:BA:947:G:O5'	35:BA:947:G:H8	2.03	0.42
35:BA:2053:G:H1	35:BA:2616:C:N4	2.17	0.42
35:BA:638:G:C5	35:BA:651:G:C2	3.08	0.42
47:BP:83:VAL:HG12	47:BP:113:LYS:O	2.19	0.42
47:BP:124:LYS:HD3	47:BP:143:GLY:CA	2.50	0.42
12:AL:47:LYS:CB	12:AL:48:PRO:CD	2.82	0.42
38:BD:186:HIS:CD2	38:BD:188:GLU:H	2.37	0.42
1:AA:619:U:N3	4:AD:134:ASP:OD1	2.52	0.42
39:BE:119:ARG:HG2	39:BE:160:TYR:HB2	2.02	0.42
35:BA:688:U:H3'	35:BA:688:U:C6	2.55	0.42
35:BA:752:A:HO2'	35:BA:753:C:P	2.39	0.42
7:AG:15:ASP:HA	7:AG:24:THR:HG23	2.02	0.42
35:BA:2697:G:H2'	35:BA:2698:U:O4'	2.20	0.42
51:BT:113:LYS:O	51:BT:114:LEU:HD23	2.16	0.42
34:B9:29:ASN:C	34:B9:31:LYS:N	2.70	0.42
35:BA:701:G:C6	35:BA:732:C:N4	2.88	0.42
35:BA:1035:U:O5'	42:BH:59:ARG:NH1	2.53	0.42
35:BA:709:U:O5'	35:BA:709:U:H6	2.02	0.42
24:AY:420:ASP:N	24:AY:420:ASP:OD1	2.53	0.42
1:AA:1349:A:OP1	9:AI:120:ARG:HB2	2.20	0.42

Continued on next page...

Continued from previous page...

Atom-1	Atom-2	Interatomic distance (Å)	Clash overlap (Å)
16:AP:44:THR:O	16:AP:45:THR:CB	2.68	0.42
24:AY:519:ARG:NH2	24:AY:678:GLU:HB2	2.34	0.42
53:BV:82:ARG:CD	53:BV:82:ARG:N	2.80	0.42
48:BQ:37:LEU:HD21	48:BQ:130:LYS:HB2	2.02	0.42
35:BA:476:G:H4'	35:BA:502:A:N1	2.34	0.42
35:BA:2625:G:H2'	35:BA:2626:C:C6	2.55	0.42
35:BA:209:C:H4'	35:BA:681:G:H4'	2.02	0.42
35:BA:826:U:OP1	35:BA:2429:G:OP1	2.37	0.42
35:BA:1097:U:C2'	35:BA:1098:A:H5'	2.50	0.42
57:BZ:37:VAL:O	57:BZ:38:TYR:HB3	2.19	0.42
3:AC:77:ILE:HA	3:AC:84:ILE:HB	2.01	0.42
5:AE:72:GLN:HE22	5:AE:144:THR:HG22	1.85	0.42
1:AA:828:A:H2'	1:AA:829:G:O4'	2.19	0.42
51:BT:132:LYS:HG2	51:BT:133:GLU:N	2.35	0.42
1:AA:425:G:O2'	1:AA:426:G:H5'	2.20	0.42
7:AG:64:GLN:HG2	7:AG:128:ALA:HB1	2.02	0.42
29:B4:20:ASN:HB3	29:B4:36:CYS:SG	2.59	0.42
7:AG:113:GLU:CG	7:AG:119:ARG:HG2	2.50	0.42
24:AY:622:GLY:O	24:AY:623:ASP:C	2.57	0.42
4:AD:70:ILE:HD13	4:AD:70:ILE:HG21	1.79	0.42
1:AA:587:G:HO2'	1:AA:588:G:P	2.42	0.42
45:BN:38:HIS:O	52:BU:67:ALA:HB1	2.19	0.42
41:BG:3:LEU:HA	41:BG:3:LEU:HD12	1.87	0.42
26:B1:13:ILE:HG12	26:B1:42:GLN:HB2	2.01	0.42
1:AA:432:A:H2'	1:AA:433:C:O4'	2.20	0.42
35:BA:212:G:C4'	35:BA:212:G:C8	3.03	0.42
57:BZ:56:VAL:HA	57:BZ:70:LEU:HD23	2.02	0.42
35:BA:615:G:OP1	40:BF:182:ASN:HB3	2.20	0.42
50:BS:98:VAL:HG11	50:BS:100:ALA:HB2	2.00	0.42
50:BS:106:ARG:O	50:BS:107:GLU:CB	2.68	0.42
35:BA:2308:G:N7	35:BA:2310:A:C5'	2.78	0.42
10:AJ:23:ILE:O	10:AJ:23:ILE:HG22	2.20	0.42
24:AY:100:VAL:HG23	24:AY:329:ARG:CG	2.48	0.42
1:AA:1137:C:H5'	1:AA:1138:G:C5	2.55	0.42
9:AI:86:VAL:HG13	9:AI:87:GLN:N	2.34	0.42
9:AI:95:LYS:CD	9:AI:95:LYS:C	2.88	0.42
31:B6:11:LEU:CD1	31:B6:11:LEU:C	2.87	0.42
33:B8:32:LEU:H	33:B8:32:LEU:CD2	2.33	0.42
33:B8:37:SER:O	33:B8:40:GLU:HB2	2.20	0.42
33:B8:49:VAL:O	33:B8:53:PRO:HG3	2.19	0.42
35:BA:2369:A:O2'	35:BA:2370:G:H5'	2.19	0.42

Continued on next page...

Continued from previous page...

Atom-1	Atom-2	Interatomic distance (Å)	Clash overlap (Å)
30:B5:30:LEU:HD23	30:B5:41:PRO:CA	2.50	0.42
35:BA:2886:G:H2'	35:BA:2887:U:H6	1.85	0.42
45:BN:102:ALA:O	45:BN:106:MET:HE2	2.20	0.42
38:BD:26:LYS:HE2	38:BD:26:LYS:HA	2.01	0.42
24:AY:9:LEU:C	24:AY:11:ARG:N	2.68	0.42
36:BB:94:C:H2'	36:BB:95:C:C6	2.55	0.42
43:BK:29:GLN:O	43:BK:59:ILE:CD1	2.67	0.42
35:BA:2572:A:C8	39:BE:144:ARG:CB	3.03	0.42
8:AH:109:ILE:CG1	8:AH:110:ALA:N	2.78	0.42
47:BP:124:LYS:HD3	47:BP:143:GLY:HA3	2.02	0.42
26:B1:46:LEU:CB	26:B1:63:ALA:HA	2.41	0.42
35:BA:2467:C:H4'	48:BQ:123:HIS:CE1	2.54	0.42
40:BF:162:LEU:O	40:BF:166:ALA:N	2.51	0.42
39:BE:33:VAL:CG1	39:BE:90:THR:H	2.20	0.42
1:AA:1254:C:H5'	1:AA:1356:G:H4'	2.01	0.42
56:BY:44:ILE:CG2	56:BY:45:VAL:H	2.19	0.42
35:BA:774:A:O2'	35:BA:775:G:OP2	2.33	0.42
35:BA:2693:A:C6	35:BA:2717:G:C6	3.08	0.42
57:BZ:41:LEU:O	57:BZ:45:ASP:N	2.51	0.42
35:BA:1545:A:N7	35:BA:1546:C:C2	2.88	0.42
35:BA:1668:A:N7	35:BA:1674:G:C6	2.88	0.42
25:B0:67:VAL:HG12	25:B0:68:GLU:N	2.33	0.42
34:B9:31:LYS:HD3	35:BA:2478:A:OP1	2.20	0.42
24:AY:31:ARG:HD2	24:AY:263:ALA:O	2.20	0.42
7:AG:120:ILE:O	7:AG:124:LEU:HD12	2.19	0.42
36:BB:40:U:C2	36:BB:43:C:H5''	2.51	0.42
2:AB:78:GLN:HB3	2:AB:94:ASN:ND2	2.34	0.42
35:BA:1722:A:H2	35:BA:1740:G:H2'	1.84	0.42
1:AA:204:U:O2'	1:AA:216:G:P	2.78	0.42
24:AY:165:GLN:HE21	24:AY:177:ILE:HG21	1.85	0.42
35:BA:2328:A:N1	35:BA:2329:G:C6	2.88	0.42
35:BA:307:G:H2'	35:BA:309:G:OP2	2.20	0.42
49:BR:28:LEU:C	49:BR:28:LEU:CD2	2.85	0.42
35:BA:2776:A:C6	35:BA:2782:G:H1'	2.55	0.42
35:BA:2206:G:H3'	35:BA:2207:G:C5'	2.50	0.42
1:AA:371:G:N2	1:AA:374:A:N6	2.68	0.42
35:BA:176:G:C2'	35:BA:177:G:H5'	2.50	0.42
35:BA:178:G:C6	35:BA:179:G:N7	2.88	0.42
35:BA:90:U:O2	35:BA:90:U:C3'	2.67	0.42
35:BA:2428:G:H5'	35:BA:2429:G:P	2.60	0.42
1:AA:1517:G:H2'	1:AA:1518:A:H5'	2.02	0.42

Continued on next page...

Continued from previous page...

Atom-1	Atom-2	Interatomic distance (Å)	Clash overlap (Å)
42:BH:124:GLU:HB2	42:BH:132:ARG:O	2.20	0.42
35:BA:139(A):G:N2	55:BX:44:GLU:CD	2.72	0.42
35:BA:1437:C:H2'	35:BA:1438:U:C6	2.55	0.42
11:AK:120:ARG:HA	11:AK:121:PRO:HD3	1.80	0.42
28:B3:4:LEU:HA	28:B3:4:LEU:HD23	1.86	0.42
35:BA:74:A:H5''	35:BA:75:G:O4'	2.19	0.42
4:AD:23:GLY:HA3	4:AD:112:VAL:HG22	2.02	0.42
35:BA:1887:C:C2'	35:BA:1888:G:H5''	2.49	0.42
41:BG:165:THR:O	41:BG:166:ASP:C	2.57	0.42
1:AA:765:G:H1	1:AA:812:C:H2'	1.85	0.42
1:AA:719:C:O2	18:AR:49:LYS:HA	2.20	0.42
41:BG:7:LEU:O	41:BG:8:LYS:C	2.58	0.42
11:AK:18:ARG:O	11:AK:32:ILE:HA	2.20	0.42
5:AE:153:LYS:HD3	5:AE:153:LYS:HA	1.52	0.42
1:AA:803:G:C5	1:AA:804:U:C4	3.07	0.42
57:BZ:118:GLN:HG2	57:BZ:120:ILE:CD1	2.50	0.42
11:AK:96:ARG:O	11:AK:99:GLN:HB2	2.19	0.42
45:BN:78:TYR:N	45:BN:78:TYR:CD1	2.86	0.42
35:BA:2061:G:O6	35:BA:2501:C:O2	2.37	0.42
43:BK:48:MET:HB2	43:BK:49:GLY:H	1.56	0.42
35:BA:776:G:H4'	35:BA:777:A:O5'	2.19	0.42
44:BL:76:THR:OG1	44:BL:77:GLY:N	2.51	0.42
30:B5:29:THR:O	30:B5:42:PRO:HD2	2.19	0.42
1:AA:909:A:H2'	1:AA:910:C:O4'	2.20	0.42
7:AG:126:ASP:O	7:AG:130:GLY:N	2.40	0.42
55:BX:84:ALA:O	55:BX:85:PRO:C	2.57	0.42
37:BC:98:GLU:HA	37:BC:101:ILE:HD11	2.02	0.42
38:BD:35:LYS:CD	38:BD:36:PRO:N	2.72	0.42
35:BA:185:U:H2'	35:BA:186:G:C8	2.54	0.42
28:B3:1:MET:SD	28:B3:40:THR:HG22	2.60	0.42
52:BU:80:ILE:CG2	52:BU:80:ILE:O	2.68	0.42
1:AA:1271:G:H5'	1:AA:1314:C:H5''	2.02	0.42
12:AL:41:ARG:CG	12:AL:42:THR:N	2.53	0.42
29:B4:26:SER:HB3	41:BG:105:LYS:HZ2	1.83	0.42
41:BG:47:LYS:HG2	41:BG:81:LYS:CB	2.50	0.42
35:BA:2286:A:C6	35:BA:2346:A:N6	2.88	0.42
35:BA:2380:C:C5	35:BA:2381:C:H5	2.38	0.42
40:BF:116:ASP:OD2	47:BP:5:ASP:N	2.53	0.42
24:AY:526:VAL:CG1	24:AY:566:THR:HG23	2.50	0.42
1:AA:1402:C:H2'	1:AA:1403:C:O4'	2.19	0.42
1:AA:1226:C:C6	13:AM:103:THR:O	2.73	0.42

Continued on next page...

Continued from previous page...

Atom-1	Atom-2	Interatomic distance (Å)	Clash overlap (Å)
1:AA:1226:C:C4	13:AM:104:ARG:HB2	2.54	0.42
35:BA:154(A):C:N4	35:BA:171:G:H1	2.17	0.42
35:BA:1798:U:C4	35:BA:1819:A:C2	3.08	0.42
35:BA:1799:G:H5'	35:BA:1819:A:H61	1.84	0.42
24:AY:635:GLU:OE2	24:AY:644:ARG:NH1	2.53	0.42
43:BK:9:LYS:C	43:BK:10:LEU:O	2.59	0.42
39:BE:147:PRO:HG2	39:BE:148:GLY:N	2.34	0.42
3:AC:79:ARG:O	3:AC:82:GLU:OE2	2.38	0.42
14:AN:41:ARG:HG2	14:AN:41:ARG:NH1	2.29	0.42
46:BO:115:VAL:CG1	46:BO:121:VAL:HG21	2.47	0.42
10:AJ:63:PHE:HB2	14:AN:57:ARG:O	2.20	0.42
1:AA:1234:C:C2'	1:AA:1235:U:H5'	2.50	0.42
35:BA:545:C:H2'	35:BA:547:A:C5'	2.42	0.42
24:AY:357:ARG:NH1	24:AY:357:ARG:HG3	2.35	0.42
42:BH:31:GLY:O	42:BH:79:VAL:CG1	2.68	0.42
56:BY:95:LYS:HB3	56:BY:100:ALA:HA	2.02	0.42
49:BR:75:LEU:HD13	49:BR:75:LEU:C	2.39	0.42
1:AA:321:A:C2	1:AA:333:G:C2	3.08	0.42
35:BA:1122:G:H2'	35:BA:1122:G:N3	2.34	0.42
6:AF:72:VAL:CG1	6:AF:73:ASN:N	2.82	0.42
6:AF:91:VAL:CG1	6:AF:92:LYS:N	2.82	0.42
54:BW:59:VAL:CG1	54:BW:59:VAL:O	2.61	0.42
3:AC:14:ILE:O	3:AC:15:THR:HB	2.20	0.42
1:AA:1118:C:N4	1:AA:1155:G:H1	2.17	0.42
9:AI:128:ARG:HG2	9:AI:128:ARG:OXT	2.20	0.42
9:AI:43:ALA:HA	9:AI:74:ILE:HD13	2.01	0.42
9:AI:37:PHE:CE2	9:AI:74:ILE:HG12	2.55	0.42
57:BZ:14:LYS:HB2	57:BZ:17:ALA:HB3	2.02	0.42
35:BA:2193:G:H2'	35:BA:2194:G:O5'	2.19	0.42
38:BD:77:ALA:HB2	38:BD:97:TYR:CG	2.55	0.42
48:BQ:21:THR:O	48:BQ:22:LYS:CB	2.67	0.42
35:BA:332:A:C6	35:BA:335:C:C2	3.08	0.42
56:BY:18:GLY:O	56:BY:21:LYS:HB2	2.20	0.42
56:BY:49:VAL:C	56:BY:51:VAL:H	2.23	0.42
1:AA:15:G:H4'	5:AE:24:ARG:NH1	2.34	0.42
1:AA:102:G:N3	1:AA:151:A:H2	2.18	0.42
42:BH:128:PRO:HG2	42:BH:129:THR:N	2.35	0.42
1:AA:790:A:H2	1:AA:1497:G:H5''	1.85	0.42
1:AA:66:G:H4'	1:AA:173:U:H5	1.83	0.42
1:AA:1215:G:C4	1:AA:1216:G:C8	3.08	0.42
1:AA:765:G:N2	1:AA:812:C:O2'	2.52	0.42

Continued on next page...

Continued from previous page...

Atom-1	Atom-2	Interatomic distance (Å)	Clash overlap (Å)
42:BH:33:LEU:HD21	42:BH:136:ILE:HG22	2.02	0.42
1:AA:1493:A:OP2	1:AA:1493:A:H8	2.03	0.42
35:BA:347:A:H2'	35:BA:348:G:H8	1.85	0.42
9:AI:90:PRO:CG	9:AI:91:ASP:N	2.83	0.42
8:AH:35:ILE:HG22	8:AH:39:LEU:CD2	2.50	0.42
17:AQ:56:VAL:O	17:AQ:76:LEU:HD12	2.20	0.42
27:B2:10:LEU:O	27:B2:11:GLU:C	2.56	0.42
54:BW:49:LYS:HE3	54:BW:49:LYS:HB2	1.73	0.42
24:AY:28:THR:O	24:AY:32:ILE:HG13	2.20	0.42
1:AA:809:G:H2'	1:AA:810:C:O5'	2.20	0.42
35:BA:1536:C:H2'	35:BA:1537:G:H4'	2.01	0.42
35:BA:933:A:H2'	35:BA:934:G:O4'	2.20	0.41
24:AY:428:LEU:HD13	24:AY:440:VAL:CG1	2.24	0.41
41:BG:106:LEU:HD12	41:BG:110:ALA:CB	2.50	0.41
41:BG:140:ILE:H	41:BG:140:ILE:CD1	2.13	0.41
35:BA:1709:U:C2	35:BA:1750:G:N2	2.88	0.41
24:AY:329:ARG:HD3	24:AY:374:LEU:CD1	2.40	0.41
9:AI:5:TYR:O	9:AI:84:ALA:HA	2.20	0.41
35:BA:84:A:H5'	56:BY:9:LYS:CB	2.50	0.41
56:BY:10:GLY:O	56:BY:27:VAL:HG22	2.19	0.41
35:BA:2290:G:C6	35:BA:2291:U:N3	2.88	0.41
35:BA:253:C:O2'	35:BA:254:G:H5'	2.20	0.41
20:AT:16:HIS:O	20:AT:19:SER:HB3	2.19	0.41
40:BF:20:LEU:HD23	40:BF:21:ALA:H	1.79	0.41
39:BE:62:PRO:C	39:BE:64:LYS:N	2.70	0.41
35:BA:1005:C:C4	35:BA:1006:C:N4	2.88	0.41
19:AS:19:VAL:HG12	19:AS:20:LEU:HD23	2.01	0.41
38:BD:51:VAL:HG12	38:BD:54:ARG:HG2	2.02	0.41
35:BA:569:U:OP1	35:BA:945:A:C8	2.73	0.41
36:BB:82:G:C2'	36:BB:83:G:C5'	2.98	0.41
24:AY:486:THR:HB	24:AY:561:VAL:O	2.19	0.41
1:AA:1030:C:H2'	1:AA:1030(A):G:H5'	2.02	0.41
8:AH:41:ARG:NH2	8:AH:123:GLU:CD	2.52	0.41
5:AE:33:VAL:CG1	5:AE:112:LEU:HD12	2.49	0.41
47:BP:125:VAL:O	47:BP:145:PRO:CD	2.56	0.41
1:AA:1053:G:O6	1:AA:1199:U:H2'	2.20	0.41
12:AL:70:ILE:HG23	12:AL:100:ILE:HD12	2.01	0.41
42:BH:121:ILE:HA	42:BH:134:SER:O	2.20	0.41
38:BD:134:ARG:HG2	38:BD:187:GLY:C	2.36	0.41
1:AA:720:C:H2'	1:AA:721:G:C8	2.54	0.41
35:BA:2748:A:C5	35:BA:2757:A:C6	3.08	0.41

Continued on next page...

Continued from previous page...

Atom-1	Atom-2	Interatomic distance (Å)	Clash overlap (Å)
35:BA:2755:C:H2'	35:BA:2755:C:O2	2.19	0.41
39:BE:89:ASP:O	39:BE:90:THR:O	2.37	0.41
4:AD:108:LEU:HD12	4:AD:108:LEU:HA	1.88	0.41
7:AG:81:GLY:O	7:AG:83:ALA:N	2.51	0.41
35:BA:1303:G:H5'	35:BA:1642:G:H21	1.84	0.41
35:BA:1884:A:C2'	35:BA:1885:A:C5'	2.89	0.41
1:AA:129(A):G:O2'	1:AA:189(F):U:O5'	2.33	0.41
35:BA:1669:A:C2	35:BA:1994:C:H1'	2.54	0.41
1:AA:751:U:H2'	1:AA:752:G:O4'	2.20	0.41
45:BN:55:VAL:HG22	45:BN:126:PRO:CA	2.41	0.41
35:BA:9:U:C5	35:BA:2629:A:N6	2.86	0.41
49:BR:43:GLU:OE1	49:BR:43:GLU:HA	2.20	0.41
35:BA:2527:C:H2'	35:BA:2527:C:O2	2.20	0.41
24:AY:388:THR:HG21	24:AY:399:LEU:HD13	1.99	0.41
48:BQ:27:VAL:O	48:BQ:28:ALA:HB3	2.20	0.41
1:AA:814:A:H5'	1:AA:1511:G:H4'	2.02	0.41
43:BK:70:LYS:HE3	43:BK:70:LYS:CA	2.50	0.41
1:AA:50:A:H62	1:AA:361:G:H4'	1.79	0.41
57:BZ:14:LYS:HB3	57:BZ:17:ALA:CB	2.50	0.41
48:BQ:110:THR:CG2	48:BQ:113:GLN:CG	2.94	0.41
48:BQ:21:THR:O	48:BQ:21:THR:HG22	2.20	0.41
48:BQ:24:GLY:O	48:BQ:101:ARG:HD2	2.19	0.41
35:BA:1343:G:N2	35:BA:1405:U:C2	2.88	0.41
40:BF:202:PHE:O	40:BF:206:ILE:HG12	2.20	0.41
35:BA:476:G:C2	35:BA:479:A:C8	3.08	0.41
7:AG:143:ARG:O	7:AG:147:ALA:HB2	2.20	0.41
50:BS:17:ARG:O	50:BS:20:ARG:CG	2.67	0.41
35:BA:2031:A:C5	35:BA:2498:C:H1'	2.55	0.41
11:AK:80:VAL:HG23	11:AK:80:VAL:O	2.19	0.41
1:AA:1149:C:H2'	1:AA:1150:U:C6	2.55	0.41
6:AF:6:VAL:HB	6:AF:63:TYR:HB2	2.01	0.41
24:AY:438:PHE:O	24:AY:439:ARG:CG	2.68	0.41
28:B3:13:ILE:HD11	35:BA:989:G:C8	2.54	0.41
35:BA:1167:U:C2	35:BA:1183:G:N2	2.88	0.41
43:BK:95:LYS:HG2	43:BK:137:GLU:CG	2.50	0.41
15:AO:83:GLU:C	15:AO:85:LEU:N	2.73	0.41
1:AA:1480:G:N2	1:AA:1481:U:H1'	2.35	0.41
35:BA:2337:G:H2'	35:BA:2338:G:C8	2.55	0.41
24:AY:482:ALA:O	24:AY:676:TYR:HE1	2.03	0.41
22:AV:19:G:C4	22:AV:57:A:C2	3.08	0.41
35:BA:2620:C:H1'	39:BE:156:MET:HB2	2.02	0.41

Continued on next page...

Continued from previous page...

Atom-1	Atom-2	Interatomic distance (Å)	Clash overlap (Å)
39:BE:126:PRO:O	39:BE:126:PRO:HG2	2.20	0.41
48:BQ:118:LEU:HA	48:BQ:118:LEU:HD23	1.67	0.41
35:BA:801:G:O4'	40:BF:54:ARG:HD3	2.20	0.41
35:BA:2495:G:H5''	48:BQ:82:ARG:HG2	2.01	0.41
53:BV:18:LEU:CG	53:BV:19:LYS:N	2.73	0.41
26:B1:11:ARG:NH1	26:B1:11:ARG:HB3	2.35	0.41
52:BU:46:ALA:O	52:BU:47:TYR:C	2.58	0.41
52:BU:53:ARG:O	52:BU:56:ASP:HB2	2.20	0.41
35:BA:2056:G:C5	35:BA:2577:A:C5	3.08	0.41
35:BA:2056:G:N2	35:BA:2057:A:C8	2.88	0.41
41:BG:97:ASP:N	41:BG:100:TRP:HD1	1.94	0.41
41:BG:42:GLY:O	41:BG:88:ILE:HG23	2.20	0.41
22:AV:20:U:H3'	22:AV:21:A:C5'	2.36	0.41
24:AY:24:GLY:O	24:AY:25:LYS:C	2.58	0.41
24:AY:355:LEU:HD22	24:AY:355:LEU:N	2.35	0.41
31:B6:5:VAL:O	31:B6:8:LYS:HB3	2.19	0.41
35:BA:320:A:H4'	35:BA:322:A:N7	2.35	0.41
35:BA:2787:C:O2	39:BE:61:ARG:HD3	2.20	0.41
35:BA:2849:U:H1'	35:BA:2866:U:H6	1.86	0.41
1:AA:1456:G:N2	1:AA:1457:G:C4	2.88	0.41
35:BA:2126:A:O2'	35:BA:2127:G:P	2.77	0.41
37:BC:37:LYS:O	37:BC:38:PHE:CB	2.68	0.41
35:BA:2137:C:N3	35:BA:2155:G:C2	2.88	0.41
35:BA:968:G:C6	35:BA:969:U:C4	3.08	0.41
12:AL:30:ALA:HA	12:AL:31:PRO:HD3	1.86	0.41
1:AA:251:G:H4'	1:AA:252:U:O5'	2.20	0.41
17:AQ:67:LYS:HA	17:AQ:70:ARG:NH1	2.34	0.41
38:BD:150:LYS:HA	38:BD:150:LYS:HD3	1.96	0.41
35:BA:464:U:C2	35:BA:788:A:N6	2.89	0.41
35:BA:1285:G:C5	35:BA:1329:U:C4	3.08	0.41
57:BZ:79:ARG:O	57:BZ:79:ARG:HG3	2.19	0.41
39:BE:117:MET:CG	39:BE:117:MET:O	2.62	0.41
36:BB:73:A:N7	36:BB:74:U:C5	2.88	0.41
35:BA:1121:C:H2'	35:BA:1122:G:O4'	2.20	0.41
1:AA:291:C:O2'	1:AA:292:G:C5'	2.59	0.41
4:AD:180:GLY:C	4:AD:181:MET:HG3	2.40	0.41
29:B4:14:ILE:HG22	29:B4:15:ILE:H	1.85	0.41
24:AY:128:TYR:O	24:AY:129:LYS:CB	2.63	0.41
1:AA:1352:C:OP1	21:AU:3:LYS:HE2	2.20	0.41
18:AR:52:PRO:HB2	18:AR:54:ARG:HG3	2.01	0.41
51:BT:129:ARG:O	51:BT:131:ALA:N	2.45	0.41

Continued on next page...

Continued from previous page...

Atom-1	Atom-2	Interatomic distance (Å)	Clash overlap (Å)
20:AT:36:LEU:HD21	20:AT:55:ILE:CG2	2.50	0.41
35:BA:1517:G:C8	35:BA:1517:G:H5'	2.53	0.41
35:BA:1478:G:HO2'	35:BA:1558:A:H2	1.63	0.41
40:BF:80:ALA:O	40:BF:83:PHE:HB2	2.20	0.41
35:BA:331:A:N3	35:BA:1209:G:C6	2.88	0.41
35:BA:90:U:H4'	35:BA:92:A:C8	2.56	0.41
35:BA:999:U:OP2	35:BA:1153:C:OP2	2.38	0.41
7:AG:4:ARG:HB3	7:AG:5:ARG:HH11	1.85	0.41
1:AA:937:A:C2	1:AA:1379:G:O6	2.73	0.41
20:AT:93:GLU:C	20:AT:95:ALA:N	2.73	0.41
1:AA:862:C:O2'	1:AA:863:U:H5'	2.21	0.41
1:AA:1050:G:C2	1:AA:1209:C:O2	2.73	0.41
35:BA:1336:A:H2'	35:BA:1337:G:H8	1.85	0.41
35:BA:2601:C:H2'	35:BA:2603:G:C8	2.55	0.41
35:BA:2538:C:O5'	35:BA:2538:C:H6	2.03	0.41
35:BA:1472:A:H2'	35:BA:1473:G:C8	2.55	0.41
8:AH:44:PHE:C	8:AH:45:ILE:CG2	2.88	0.41
57:BZ:54:HIS:CE1	57:BZ:123:ASP:OD2	2.73	0.41
19:AS:79:THR:CG2	19:AS:80:TYR:N	2.83	0.41
4:AD:54:TYR:O	4:AD:55:ALA:C	2.58	0.41
35:BA:1066:U:H6	35:BA:1066:U:O5'	2.03	0.41
1:AA:43:C:H6	1:AA:43:C:O5'	2.03	0.41
13:AM:7:VAL:HG12	13:AM:7:VAL:O	2.21	0.41
13:AM:109:THR:O	13:AM:109:THR:HG22	2.20	0.41
5:AE:124:GLY:O	5:AE:125:SER:C	2.56	0.41
37:BC:14:LYS:O	37:BC:15:VAL:HG13	2.20	0.41
20:AT:40:ALA:O	20:AT:41:ILE:C	2.59	0.41
42:BH:170:ARG:HG2	42:BH:170:ARG:NH1	2.34	0.41
18:AR:84:LYS:HD3	18:AR:84:LYS:HA	1.90	0.41
52:BU:86:ALA:HB3	52:BU:88:ILE:HG12	2.02	0.41
53:BV:45:THR:O	53:BV:46:VAL:HG12	2.20	0.41
19:AS:7:LYS:HD3	19:AS:7:LYS:HA	1.78	0.41
35:BA:2843:G:C2	35:BA:2875:C:N3	2.88	0.41
40:BF:41:LEU:CD2	40:BF:44:ARG:HH21	2.34	0.41
41:BG:91:ARG:CG	41:BG:92:VAL:N	2.83	0.41
10:AJ:33:GLN:N	10:AJ:75:ILE:CD1	2.82	0.41
24:AY:138:LYS:HE2	59:AY:702:GDP:N9	2.36	0.41
27:B2:69:ARG:O	27:B2:70:GLN:CB	2.59	0.41
2:AB:166:ASP:HB2	2:AB:205:ASP:OD2	2.19	0.41
31:B6:27:LYS:O	31:B6:28:ARG:C	2.58	0.41
31:B6:9:LEU:HD13	31:B6:26:ASN:HB2	2.01	0.41

Continued on next page...

Continued from previous page...

Atom-1	Atom-2	Interatomic distance (Å)	Clash overlap (Å)
35:BA:2414:G:C2	35:BA:2415:G:C8	3.09	0.41
35:BA:2416:C:H2'	35:BA:2417:C:C6	2.55	0.41
35:BA:27:G:H1'	35:BA:513:A:N6	2.35	0.41
6:AF:30:LEU:HA	6:AF:30:LEU:HD23	1.82	0.41
35:BA:2787:C:H2'	35:BA:2787:C:O2	2.19	0.41
1:AA:1002:G:N2	1:AA:1039:C:H2'	2.36	0.41
15:AO:26:GLU:CG	15:AO:77:ARG:HH12	2.33	0.41
46:BO:104:ARG:NE	51:BT:33:LYS:CE	2.79	0.41
1:AA:346:G:OP2	51:BT:41:ARG:CZ	2.68	0.41
1:AA:703:G:O2'	1:AA:704:A:P	2.78	0.41
35:BA:1797:C:O2'	35:BA:1798:U:H5'	2.20	0.41
28:B3:17:LYS:HZ2	28:B3:20:LYS:CE	2.26	0.41
4:AD:56:VAL:HG12	4:AD:202:LEU:CD1	2.48	0.41
8:AH:126:LYS:HG3	8:AH:126:LYS:O	2.20	0.41
47:BP:85:LEU:HD12	47:BP:120:ALA:CB	2.46	0.41
1:AA:1053:G:C4	1:AA:1199:U:C5	3.09	0.41
22:AV:35:A:C6	22:AV:36:U:C4	3.07	0.41
42:BH:118:PRO:CG	42:BH:121:ILE:HD12	2.47	0.41
41:BG:172:LEU:CD2	41:BG:176:LEU:HD21	2.50	0.41
36:BB:62:C:C2	36:BB:63:G:C8	3.07	0.41
22:AV:5:G:N2	22:AV:68:C:O2	2.53	0.41
57:BZ:141:VAL:CG1	57:BZ:142:SER:N	2.82	0.41
35:BA:744:G:H3'	35:BA:745:G:H8	1.85	0.41
1:AA:973:G:C3'	1:AA:974:A:H5''	2.40	0.41
4:AD:35:ARG:O	4:AD:37:PRO:HD3	2.19	0.41
36:BB:104:U:O3'	57:BZ:72:ARG:NH1	2.53	0.41
1:AA:664:G:O2'	1:AA:666:G:OP2	2.34	0.41
37:BC:132:LEU:HD22	37:BC:137:LEU:HB2	2.02	0.41
1:AA:354:G:C2	1:AA:355:C:C5	3.08	0.41
1:AA:608:A:O2'	1:AA:609:A:H5'	2.20	0.41
36:BB:111:G:O2'	36:BB:112:U:H5'	2.21	0.41
1:AA:64:G:C2	1:AA:67:C:N4	2.88	0.41
21:AU:6:ARG:NH2	21:AU:15:ARG:NH2	2.68	0.41
35:BA:1271:G:H21	35:BA:1617:C:H1'	1.85	0.41
1:AA:602:A:H2'	1:AA:603:U:C6	2.55	0.41
35:BA:1700:A:H2'	35:BA:1701:A:H5'	2.03	0.41
54:BW:25:ARG:HB2	54:BW:25:ARG:NH1	2.35	0.41
47:BP:89:ALA:HA	47:BP:121:LYS:HD3	2.02	0.41
1:AA:532:A:H2'	1:AA:533:A:OP1	2.20	0.41
17:AQ:8:GLY:HA3	17:AQ:22:LEU:O	2.20	0.41
35:BA:1680:U:O2'	35:BA:1681:G:H5'	2.20	0.41

Continued on next page...

Continued from previous page...

Atom-1	Atom-2	Interatomic distance (Å)	Clash overlap (Å)
6:AF:11:ASN:HB3	6:AF:14:LEU:CD1	2.51	0.41
1:AA:694:A:H2'	1:AA:695:A:O4'	2.20	0.41
12:AL:91:LYS:HB2	12:AL:91:LYS:HE2	1.86	0.41
1:AA:1299:A:C6	1:AA:1301:U:O2	2.74	0.41
28:B3:43:ILE:O	28:B3:47:VAL:HG23	2.20	0.41
14:AN:18:VAL:HG23	14:AN:19:ARG:N	2.35	0.41
35:BA:2310:A:O4'	35:BA:2310:A:N3	2.51	0.41
41:BG:82:LEU:HD21	41:BG:87:PRO:HB3	2.01	0.41
41:BG:34:LEU:HD13	41:BG:99:MET:HE1	2.01	0.41
24:AY:334:THR:HG23	24:AY:370:LYS:HA	2.02	0.41
31:B6:38:LYS:O	31:B6:39:TYR:CD1	2.72	0.41
35:BA:272(I):U:C4	35:BA:363(A):A:N1	2.81	0.41
35:BA:299:A:C6	35:BA:300:A:C6	3.08	0.41
35:BA:2876:G:H5'	51:BT:3:ARG:HA	2.01	0.41
35:BA:1020:A:C2'	35:BA:1021:A:OP2	2.68	0.41
19:AS:41:VAL:C	19:AS:43:GLU:N	2.74	0.41
35:BA:1565:C:C2	35:BA:1567:A:C8	3.08	0.41
36:BB:82:G:C2	36:BB:83:G:C8	3.08	0.41
47:BP:17:LYS:O	47:BP:19:VAL:N	2.53	0.41
35:BA:1948:G:H8	35:BA:1948:G:C5'	2.27	0.41
42:BH:35:VAL:HG12	42:BH:37:VAL:CG2	2.50	0.41
22:AV:61:C:C2'	22:AV:62:C:H5'	2.49	0.41
7:AG:27:ILE:HG23	7:AG:27:ILE:O	2.21	0.41
39:BE:67:PHE:O	39:BE:68:ALA:C	2.59	0.41
27:B2:13:ALA:C	27:B2:15:LYS:H	2.23	0.41
38:BD:165:ILE:CD1	38:BD:175:LEU:HD21	2.39	0.41
45:BN:133:GLN:NE2	45:BN:135:PRO:HG2	2.33	0.41
35:BA:2512:C:H5''	39:BE:122:PHE:CE2	2.55	0.41
36:BB:103:G:H8	36:BB:103:G:OP2	2.03	0.41
36:BB:66:A:H4'	36:BB:67:G:OP1	2.19	0.41
51:BT:45:PHE:HE2	51:BT:74:ARG:HB2	1.75	0.41
1:AA:537:G:H2'	1:AA:538:G:H8	1.85	0.41
54:BW:66:GLU:O	54:BW:68:ARG:N	2.54	0.41
28:B3:34:GLU:O	28:B3:35:ARG:HB2	2.20	0.41
4:AD:192:GLU:H	4:AD:192:GLU:CD	2.22	0.41
15:AO:27:VAL:O	15:AO:28:GLN:C	2.58	0.41
39:BE:94:GLU:OE1	39:BE:177:PRO:CB	2.68	0.41
35:BA:2196:C:H2'	35:BA:2197:U:C6	2.55	0.41
35:BA:483:A:H2'	35:BA:483:A:N3	2.35	0.41
35:BA:1509(B):A:H2'	35:BA:1510:G:O4'	2.21	0.41
38:BD:148:GLU:C	38:BD:151:LYS:HG3	2.40	0.41

Continued on next page...

Continued from previous page...

Atom-1	Atom-2	Interatomic distance (Å)	Clash overlap (Å)
35:BA:444:C:OP2	52:BU:2:PRO:HD3	2.20	0.41
50:BS:19:LYS:O	50:BS:19:LYS:HG2	2.20	0.41
35:BA:869:G:C4	35:BA:870:A:C8	3.08	0.41
1:AA:37:U:C2'	1:AA:38:G:H5'	2.50	0.41
18:AR:68:LYS:O	18:AR:71:LYS:HB2	2.20	0.41
35:BA:2555:U:C5	35:BA:2556:C:N1	2.88	0.41
1:AA:936:C:H2'	1:AA:937:A:C5'	2.50	0.41
35:BA:1412:A:C2'	35:BA:1413:G:H5'	2.49	0.41
57:BZ:9:TYR:CB	57:BZ:35:ARG:HH22	2.31	0.41
24:AY:12:LEU:HB3	24:AY:283:PRO:CG	2.50	0.41
1:AA:369:C:C2	1:AA:393:A:C2	3.08	0.41
6:AF:22:GLU:C	6:AF:24:GLU:H	2.24	0.41
1:AA:1430:C:H2'	1:AA:1431:C:H6	1.83	0.41
24:AY:350:GLU:OE1	24:AY:350:GLU:HA	2.21	0.41
35:BA:823:G:C6	35:BA:824:A:C6	3.08	0.41
37:BC:156:GLU:OE2	37:BC:161:ARG:HD3	2.21	0.41
41:BG:2:PRO:HB2	41:BG:3:LEU:H	1.48	0.41
27:B2:10:LEU:HD23	27:B2:10:LEU:HA	1.80	0.41
21:AU:21:TYR:CD1	21:AU:21:TYR:N	2.88	0.41
35:BA:1849:G:H2'	35:BA:1849:G:N3	2.36	0.41
50:BS:80:LEU:HA	50:BS:80:LEU:HD23	1.91	0.41
36:BB:76:G:O3'	57:BZ:19:ARG:NH2	2.53	0.41
53:BV:61:VAL:HG22	53:BV:63:GLY:H	1.85	0.41
1:AA:409:G:C5'	4:AD:25:ARG:HB2	2.50	0.41
35:BA:613:G:H8	35:BA:613:G:C5'	2.34	0.41
50:BS:89:ARG:HE	50:BS:91:PRO:HG2	1.86	0.41
41:BG:81:LYS:O	41:BG:82:LEU:C	2.58	0.41
10:AJ:4:ILE:CB	10:AJ:74:ILE:HD11	2.50	0.41
24:AY:86:GLY:O	24:AY:87:HIS:CB	2.65	0.41
3:AC:36:ASP:O	3:AC:39:ILE:N	2.49	0.41
3:AC:65:ALA:O	3:AC:66:VAL:CB	2.60	0.41
1:AA:1129:C:C5	1:AA:1139:G:C4	3.09	0.41
56:BY:28:LYS:HE3	56:BY:28:LYS:HB2	1.72	0.41
56:BY:38:ILE:CG2	56:BY:39:VAL:N	2.84	0.41
31:B6:12:GLU:HA	31:B6:23:THR:HA	2.03	0.41
35:BA:1482:G:H2'	35:BA:1482:G:N3	2.36	0.41
38:BD:130:ALA:HB2	38:BD:192:THR:HB	2.02	0.41
5:AE:136:MET:C	5:AE:138:ALA:N	2.74	0.41
38:BD:26:LYS:O	38:BD:27:THR:HB	2.20	0.41
35:BA:1827:C:H2'	35:BA:1828:G:O4'	2.20	0.41
3:AC:78:GLY:CA	3:AC:83:ARG:HB3	2.50	0.41

Continued on next page...

Continued from previous page...

Atom-1	Atom-2	Interatomic distance (Å)	Clash overlap (Å)
1:AA:1030:C:H41	1:AA:1032:G:N2	2.17	0.41
35:BA:812:C:H1'	35:BA:1250:G:N2	2.36	0.41
35:BA:2476:A:C3'	35:BA:2477:C:H5''	2.50	0.41
1:AA:1055:A:H8	1:AA:1055:A:O5'	2.03	0.41
23:AX:16:A:O2'	23:AX:17:U:H5'	2.20	0.41
1:AA:252:U:H5'	1:AA:253:U:OP2	2.20	0.41
35:BA:1081:U:H4'	43:BK:117:THR:CG2	2.51	0.41
52:BU:12:ARG:O	52:BU:13:LYS:C	2.58	0.41
27:B2:59:ARG:O	27:B2:61:LEU:N	2.53	0.41
1:AA:1466:C:N4	1:AA:1467:G:C2	2.89	0.41
35:BA:1313:U:C2	35:BA:1610:A:C2	3.09	0.41
35:BA:1528:A:C2	35:BA:1542:A:H2	2.38	0.41
35:BA:552:G:O2'	35:BA:553:G:H5'	2.19	0.41
13:AM:54:VAL:HG12	13:AM:58:GLU:HG2	2.03	0.41
45:BN:55:VAL:CG2	45:BN:126:PRO:HA	2.43	0.41
38:BD:158:ALA:O	38:BD:196:VAL:CG1	2.68	0.41
48:BQ:29:PHE:CD1	48:BQ:29:PHE:N	2.88	0.41
24:AY:503:GLY:C	24:AY:505:GLY:N	2.74	0.41
26:B1:88:LYS:CG	26:B1:88:LYS:O	2.65	0.41
40:BF:170:LEU:HB2	40:BF:173:VAL:CG2	2.51	0.41
35:BA:221:A:N7	35:BA:266:G:C6	2.89	0.41
29:B4:2:LYS:HB2	36:BB:40:U:C4	2.55	0.41
4:AD:60:GLU:OE2	4:AD:198:VAL:HA	2.19	0.41
24:AY:130:VAL:HA	24:AY:131:PRO:HD3	1.84	0.41
40:BF:39:TRP:CB	40:BF:101:LEU:HD22	2.51	0.41
57:BZ:14:LYS:O	57:BZ:18:LEU:HD13	2.20	0.41
55:BX:36:LYS:CE	55:BX:54:VAL:O	2.68	0.41
35:BA:329:G:H4'	35:BA:330:A:OP2	2.21	0.41
37:BC:65:LEU:CD1	37:BC:189:ASN:ND2	2.80	0.41
35:BA:2835:A:O2'	35:BA:2836:U:P	2.79	0.41
35:BA:66:C:C4	35:BA:67:U:C4	3.09	0.41
35:BA:2555:U:C2'	35:BA:2556:C:H5'	2.49	0.41
39:BE:167:VAL:HG12	39:BE:189:PRO:CD	2.50	0.41
9:AI:3:GLN:NE2	9:AI:20:ARG:NH2	2.68	0.41
37:BC:73:VAL:O	37:BC:158:LYS:HE3	2.20	0.41
37:BC:181:PHE:HA	37:BC:182:PRO:HD3	1.74	0.41
35:BA:939:G:N3	35:BA:939:G:H2'	2.35	0.41
35:BA:1930:G:O2'	35:BA:1931:U:O5'	2.38	0.41
35:BA:605:C:C4	35:BA:606:U:C5	3.09	0.41
1:AA:113:G:C2	1:AA:315:A:C2	3.09	0.41
35:BA:78:A:O2'	35:BA:79:G:H5'	2.20	0.41

Continued on next page...

Continued from previous page...

Atom-1	Atom-2	Interatomic distance (Å)	Clash overlap (Å)
38:BD:245:PRO:CG	38:BD:245:PRO:O	2.69	0.41
40:BF:150:GLY:HA2	40:BF:172:TRP:CE3	2.55	0.41
35:BA:1118:C:H2'	35:BA:1119:C:C6	2.56	0.41
37:BC:19:LYS:CG	37:BC:20:VAL:N	2.83	0.41
48:BQ:139:GLU:OE1	48:BQ:141:GLN:HG3	2.20	0.41
38:BD:41:GLY:O	38:BD:42:GLY:O	2.38	0.41
25:B0:84:LEU:HG	25:B0:84:LEU:H	1.62	0.41
4:AD:97:LEU:HD23	4:AD:97:LEU:HA	1.72	0.41
35:BA:2766:G:N3	35:BA:2766:G:H2'	2.34	0.41
13:AM:44:ARG:HG2	13:AM:44:ARG:H	1.71	0.41
24:AY:162:VAL:HG12	24:AY:162:VAL:O	2.19	0.41
1:AA:946:A:H3'	1:AA:947:G:C8	2.56	0.41
28:B3:40:THR:HG23	28:B3:43:ILE:HG13	2.03	0.41
35:BA:533:G:C5'	52:BU:24:TYR:CD1	2.96	0.41
35:BA:613:G:C6	35:BA:614:U:C5	3.09	0.41
24:AY:174:PHE:HE2	24:AY:267:LYS:HB2	1.85	0.41
1:AA:1139:G:N2	1:AA:1143:G:C6	2.89	0.41
2:AB:212:GLN:O	2:AB:216:SER:CB	2.69	0.41
45:BN:22:THR:O	45:BN:23:LEU:C	2.59	0.41
15:AO:26:GLU:HG3	15:AO:77:ARG:HH12	1.85	0.41
30:B5:55:ARG:NH2	49:BR:33:ARG:HD2	2.35	0.41
24:AY:491:VAL:CG1	24:AY:492:ASP:N	2.79	0.41
51:BT:35:LYS:NZ	51:BT:41:ARG:NH1	2.68	0.41
36:BB:93:G:O2'	36:BB:94:C:H5'	2.21	0.41
24:AY:553:GLY:H	24:AY:557:GLY:C	2.24	0.41
48:BQ:12:GLN:NE2	48:BQ:72:LYS:HG3	2.36	0.41
35:BA:814:C:C5	47:BP:27:HIS:CE1	3.07	0.41
2:AB:120:ALA:O	2:AB:121:LEU:CD2	2.57	0.41
41:BG:15:VAL:HG22	41:BG:175:LEU:O	2.20	0.41
35:BA:1007:C:H5''	45:BN:35:ARG:NH1	2.35	0.41
24:AY:227:ILE:CD1	24:AY:241:GLU:O	2.63	0.41
4:AD:121:VAL:O	4:AD:134:ASP:HA	2.21	0.41
39:BE:69:LYS:O	39:BE:71:GLY:N	2.53	0.41
57:BZ:107:THR:CG2	57:BZ:111:VAL:HB	2.51	0.41
1:AA:179:A:H2'	1:AA:180:U:H6	1.77	0.41
32:B7:4:THR:OG1	32:B7:5:TRP:N	2.54	0.41
35:BA:1301:A:HO2'	35:BA:1302:A:P	2.41	0.41
24:AY:64:THR:C	24:AY:66:THR:H	2.23	0.41
34:B9:11:CYS:HB3	34:B9:32:HIS:HE1	1.85	0.41
1:AA:501:C:H1'	1:AA:549:C:H1'	2.01	0.41
18:AR:66:LEU:O	18:AR:67:ALA:C	2.57	0.41

Continued on next page...

Continued from previous page...

Atom-1	Atom-2	Interatomic distance (Å)	Clash overlap (Å)
37:BC:172:ILE:HG21	37:BC:197:LEU:HD11	2.03	0.41
35:BA:2794:C:N4	35:BA:2801(A):A:N6	2.67	0.41
37:BC:139:PRO:HA	37:BC:145:THR:HG21	2.03	0.41
1:AA:216:G:O2'	1:AA:217:C:O5'	2.39	0.41
20:AT:50:GLU:C	20:AT:52:ALA:N	2.73	0.41
49:BR:44:LEU:C	49:BR:44:LEU:CD1	2.89	0.41
35:BA:1127:A:C6	35:BA:2518:A:C2	3.08	0.41
1:AA:1000:U:H6	1:AA:1000:U:H3'	1.86	0.41
8:AH:6:ILE:O	8:AH:7:ALA:C	2.58	0.41
7:AG:146:GLU:O	7:AG:147:ALA:C	2.58	0.41
40:BF:89:VAL:CG1	40:BF:90:PHE:H	2.33	0.41
8:AH:27:PRO:CA	8:AH:58:TYR:CD1	3.03	0.41
57:BZ:23:LYS:HB3	57:BZ:38:TYR:HD2	1.85	0.41
7:AG:4:ARG:HB3	7:AG:5:ARG:HD2	2.03	0.41
3:AC:119:ARG:O	3:AC:122:GLU:HB2	2.21	0.41
1:AA:311:C:H2'	1:AA:312:C:H6	1.85	0.41
5:AE:123:LEU:HD23	5:AE:123:LEU:HA	1.71	0.41
35:BA:603:A:HO2'	35:BA:604:G:P	2.43	0.41
20:AT:94:ALA:O	20:AT:95:ALA:CB	2.68	0.41
1:AA:1360:A:H2'	1:AA:1361:G:O4'	2.21	0.41
13:AM:74:VAL:CA	13:AM:77:ASN:HD22	2.33	0.41
9:AI:50:LEU:CB	9:AI:56:LEU:HG	2.50	0.41
4:AD:73:ARG:HA	4:AD:73:ARG:HD3	1.83	0.41
5:AE:5:ASP:O	5:AE:6:PHE:CG	2.72	0.41
24:AY:483:TYR:O	24:AY:484:ARG:HD3	2.21	0.41
17:AQ:22:LEU:HD13	17:AQ:41:LYS:HG2	2.03	0.41
35:BA:669:G:H2'	35:BA:669:G:N3	2.34	0.41
4:AD:84:LYS:HA	4:AD:84:LYS:HD3	1.86	0.41
35:BA:2185:C:O2	35:BA:2185:C:H2'	2.20	0.41
45:BN:123:TYR:N	45:BN:123:TYR:CD1	2.88	0.41
1:AA:1386:G:O2'	1:AA:1387:G:H5'	2.20	0.41
35:BA:2679:A:H4'	39:BE:165:VAL:HG11	2.03	0.41
16:AP:8:ARG:NH2	16:AP:15:PRO:HG3	2.36	0.41
35:BA:992:C:C2	35:BA:993:G:C8	3.09	0.41
29:B4:55:ARG:HB2	29:B4:55:ARG:NH1	2.36	0.41
39:BE:134:ILE:HG22	39:BE:137:HIS:CB	2.50	0.41
27:B2:38:GLN:NE2	27:B2:44:LEU:CB	2.82	0.41
46:BO:8:LEU:HD13	46:BO:82:ASN:HB3	2.02	0.41
41:BG:106:LEU:HG	41:BG:106:LEU:O	2.20	0.41
10:AJ:27:ALA:HA	10:AJ:30:SER:OG	2.20	0.41
24:AY:21:ILE:HG21	24:AY:88:VAL:CG1	2.51	0.41

Continued on next page...

Continued from previous page...

Atom-1	Atom-2	Interatomic distance (Å)	Clash overlap (Å)
24:AY:303:PRO:HA	24:AY:331:TYR:O	2.20	0.41
24:AY:431:LEU:HD22	24:AY:466:LEU:CD1	2.40	0.41
56:BY:28:LYS:CB	56:BY:37:VAL:HB	2.26	0.41
31:B6:41:PRO:O	31:B6:42:TRP:C	2.58	0.41
35:BA:2345:G:H4'	35:BA:2347:C:H5''	2.02	0.41
35:BA:2346:A:H1'	35:BA:2383:G:N9	2.34	0.41
3:AC:47:LEU:HB3	3:AC:52:LEU:HD22	2.02	0.41
3:AC:90:GLU:OE1	3:AC:93:LYS:HD2	2.21	0.41
38:BD:176:ARG:HB3	38:BD:176:ARG:CZ	2.51	0.41
35:BA:2591:C:OP2	38:BD:239:ARG:CB	2.68	0.41
35:BA:2068:U:C4	35:BA:2430:A:H2	2.38	0.41
42:BH:41:MET:HG3	42:BH:42:ARG:N	2.35	0.41
1:AA:1473:A:C2'	1:AA:1474:G:H5'	2.49	0.41
35:BA:2483:C:C5'	35:BA:2484:G:OP2	2.68	0.41
32:B7:24:THR:C	32:B7:26:GLY:N	2.73	0.41
54:BW:51:LEU:O	54:BW:51:LEU:HD22	2.20	0.41
39:BE:14:ILE:HB	39:BE:15:PHE:H	1.65	0.41
24:AY:528:ALA:HB3	24:AY:567:LEU:O	2.21	0.41
27:B2:19:VAL:HG12	27:B2:23:LYS:HE3	2.02	0.41
32:B7:7:PRO:HA	35:BA:686:G:H8	1.85	0.41
35:BA:750:A:C2	35:BA:753:C:C6	3.08	0.41
35:BA:1858:G:O2'	35:BA:1859:A:H8	2.04	0.41
1:AA:963:G:H21	10:AJ:55:LYS:HD2	1.85	0.41
2:AB:97:TRP:CH2	2:AB:173:ALA:HA	2.55	0.41
35:BA:1313:U:H3'	35:BA:1313:U:O2	2.20	0.41
24:AY:99:ARG:CZ	24:AY:128:TYR:HB2	2.51	0.41
9:AI:104:ARG:O	9:AI:104:ARG:HG2	2.21	0.41
1:AA:985:C:H2'	1:AA:986:A:C8	2.55	0.41
1:AA:448:A:O2'	1:AA:449:C:H5'	2.20	0.41
4:AD:190:ASP:HB3	4:AD:193:ASP:OD2	2.20	0.41
1:AA:579:G:H5'	1:AA:728:A:O2'	2.21	0.41
35:BA:1063:G:H5''	43:BK:75:SER:OG	2.21	0.41
35:BA:201:C:C5	35:BA:202:U:C5	3.08	0.41
35:BA:310:A:HO2'	35:BA:311:A:P	2.44	0.41
35:BA:797:C:H2'	35:BA:798:G:C8	2.54	0.41
35:BA:1945:G:N3	35:BA:1945:G:H2'	2.35	0.41
47:BP:80:TYR:HB3	47:BP:81:GLN:H	1.72	0.41
1:AA:67:C:H4'	1:AA:172:A:O4'	2.20	0.41
1:AA:1009:G:H2'	1:AA:1009:G:N3	2.35	0.41
35:BA:658:C:C2	35:BA:659:C:C5	3.08	0.41
15:AO:43:LEU:C	15:AO:45:VAL:N	2.74	0.41

Continued on next page...

Continued from previous page...

Atom-1	Atom-2	Interatomic distance (Å)	Clash overlap (Å)
57:BZ:119:GLU:C	57:BZ:121:HIS:H	2.24	0.41
7:AG:105:VAL:O	7:AG:108:ALA:HB3	2.21	0.41
7:AG:113:GLU:CB	7:AG:119:ARG:HG2	2.51	0.41
37:BC:185:LYS:HA	37:BC:185:LYS:CE	2.49	0.41
41:BG:8:LYS:HA	41:BG:8:LYS:HD2	1.82	0.41
35:BA:1771:C:C1'	35:BA:1786:A:C8	3.04	0.41
16:AP:19:ILE:HG12	16:AP:37:GLY:C	2.41	0.41
5:AE:152:ARG:HA	8:AH:64:LYS:HZ3	1.86	0.41
1:AA:10:A:H2'	1:AA:11:G:C8	2.55	0.41
3:AC:29:TYR:OH	14:AN:54:PRO:HD2	2.20	0.41
30:B5:29:THR:HG21	35:BA:2814:C:O2'	2.21	0.41
38:BD:205:VAL:HG12	38:BD:205:VAL:O	2.21	0.41
18:AR:34:TYR:H	18:AR:34:TYR:HD1	1.68	0.41
19:AS:40:ILE:HG12	19:AS:71:LEU:CD2	2.49	0.41
19:AS:9:VAL:O	19:AS:9:VAL:HG12	2.21	0.41
41:BG:110:ALA:HA	41:BG:140:ILE:O	2.20	0.41
41:BG:105:LYS:HE3	41:BG:143:GLU:OE2	2.20	0.41
24:AY:20:HIS:H	24:AY:121:VAL:HG11	1.85	0.41
9:AI:79:LEU:CD1	9:AI:83:ARG:CB	2.95	0.41
31:B6:10:LEU:CD2	31:B6:10:LEU:N	2.79	0.41
31:B6:30:THR:O	31:B6:31:PRO:C	2.59	0.41
33:B8:25:MET:HB3	33:B8:26:LYS:H	1.65	0.41
43:BK:99:ILE:O	43:BK:139:VAL:N	2.51	0.41
1:AA:1037:C:H2'	1:AA:1038:C:C6	2.55	0.41
1:AA:1452:C:C1'	1:AA:1456:G:C2	3.04	0.41
38:BD:177:LEU:O	38:BD:178:PRO:C	2.59	0.41
27:B2:47:ASN:HB2	35:BA:95:G:C1'	2.35	0.41
11:AK:73:MET:O	11:AK:76:GLY:N	2.44	0.41
47:BP:115:LEU:CD2	47:BP:115:LEU:N	2.77	0.41
1:AA:1055:A:C6	1:AA:1206:G:C5	3.09	0.41
26:B1:83:GLU:N	26:B1:83:GLU:CD	2.73	0.41
35:BA:2140:C:C2'	35:BA:2140:C:O2	2.68	0.41
35:BA:363(F):A:H1'	35:BA:364:C:H5	1.86	0.41
26:B1:4:VAL:HG22	26:B1:5:CYS:H	1.85	0.41
36:BB:21:G:N7	36:BB:63:G:C2	2.89	0.41
4:AD:134:ASP:OD1	4:AD:134:ASP:N	2.53	0.41
39:BE:109:LYS:HE2	39:BE:191:PRO:HA	2.03	0.41
1:AA:962:C:H2'	1:AA:963:G:H8	1.85	0.41
35:BA:2845:G:OP1	51:BT:56:GLY:N	2.54	0.41
45:BN:134:ARG:N	45:BN:135:PRO:HD3	2.36	0.41
35:BA:1467:C:OP2	35:BA:1547:C:H5	2.03	0.41

Continued on next page...

Continued from previous page...

Atom-1	Atom-2	Interatomic distance (Å)	Clash overlap (Å)
47:BP:16:ARG:HD3	47:BP:16:ARG:C	2.40	0.41
24:AY:149:VAL:O	24:AY:152:THR:CG2	2.62	0.41
1:AA:671:G:C2	1:AA:736:C:O2	2.73	0.41
6:AF:33:TYR:O	6:AF:34:GLY:C	2.58	0.41
6:AF:80:ARG:HG2	6:AF:88:VAL:CG2	2.51	0.41
1:AA:1116:C:H2'	1:AA:1117:G:C5'	2.46	0.41
1:AA:1344:C:O2'	1:AA:1345:U:H5'	2.21	0.41
1:AA:1376:U:H2'	1:AA:1377:A:H8	1.85	0.41
20:AT:54:LYS:HA	20:AT:57:ARG:NH2	2.35	0.41
35:BA:1367:A:C2'	35:BA:1368:G:H5'	2.45	0.41
56:BY:51:VAL:O	56:BY:52:SER:C	2.58	0.41
8:AH:86:ILE:HG21	8:AH:133:LEU:HD22	2.02	0.41
3:AC:170:GLN:HG2	3:AC:171:GLY:N	2.35	0.41
37:BC:4:HIS:CE1	37:BC:8:TYR:CE2	3.09	0.41
47:BP:80:TYR:HE1	47:BP:111:ARG:HG2	1.84	0.41
1:AA:992:U:O2	1:AA:992:U:C2'	2.68	0.41
46:BO:87:ILE:HG22	46:BO:93:PRO:HA	2.01	0.41
1:AA:1127:G:H5'	1:AA:1280:A:O2'	2.21	0.41
35:BA:1269:A:H2'	35:BA:1270:C:C6	2.55	0.41
35:BA:1264:G:O3'	35:BA:2615:U:H5'	2.21	0.41
41:BG:11:TYR:OH	41:BG:33:ARG:HG3	2.21	0.41
1:AA:1021:G:C2'	1:AA:1022:G:O5'	2.69	0.41
8:AH:44:PHE:O	8:AH:45:ILE:CG2	2.69	0.41
35:BA:1248:G:N3	52:BU:3:ARG:HD2	2.36	0.41
35:BA:1316:U:H2'	35:BA:1317:A:C8	2.56	0.41
35:BA:123:G:O2'	35:BA:124:G:H5'	2.21	0.41
57:BZ:118:GLN:C	57:BZ:120:ILE:H	2.24	0.41
24:AY:204:GLU:HB2	24:AY:205:TYR:H	1.51	0.41
32:B7:36:GLN:C	32:B7:38:GLY:H	2.24	0.41
11:AK:69:ALA:HB1	11:AK:103:LEU:CD2	2.51	0.41
3:AC:28:GLN:O	3:AC:29:TYR:C	2.59	0.41
3:AC:69:HIS:HA	3:AC:104:GLN:HB2	2.03	0.41
5:AE:56:GLN:O	5:AE:59:GLY:N	2.50	0.41
13:AM:112:GLY:O	13:AM:113:PRO:C	2.58	0.41
25:B0:20:ARG:HD2	25:B0:20:ARG:H	1.85	0.41
10:AJ:99:LYS:HA	10:AJ:99:LYS:HD3	1.87	0.41
28:B3:30:ARG:HH21	35:BA:1158:C:C5'	2.34	0.41
17:AQ:46:ASP:OD2	17:AQ:51:TYR:HD2	2.04	0.41
1:AA:811:C:O2'	1:AA:901:A:N1	2.50	0.41
35:BA:1077:A:O2'	35:BA:1078:U:H5'	2.21	0.41
24:AY:253:LEU:N	24:AY:253:LEU:HD12	2.36	0.41

Continued on next page...

Continued from previous page...

Atom-1	Atom-2	Interatomic distance (Å)	Clash overlap (Å)
35:BA:2259:G:C2'	35:BA:2260:C:H5'	2.50	0.41
35:BA:212:G:C2'	35:BA:213:A:H5'	2.51	0.41
35:BA:212:G:C3'	35:BA:212:G:C8	3.04	0.41
16:AP:9:PHE:HE2	16:AP:18:ARG:NE	2.19	0.41
52:BU:82:GLY:C	52:BU:84:LYS:N	2.74	0.41
52:BU:90:VAL:O	52:BU:91:ASP:C	2.58	0.41
52:BU:98:LEU:HA	52:BU:101:ARG:O	2.21	0.41
52:BU:92:ARG:NH2	53:BV:11:GLN:H	2.19	0.41
1:AA:1221:G:OP1	1:AA:1320:C:N4	2.54	0.41
19:AS:12:ASP:OD2	19:AS:35:SER:CB	2.68	0.41
35:BA:2051:A:H2'	35:BA:2578:G:O5'	2.20	0.41
46:BO:45:GLU:HA	46:BO:54:GLU:HG2	2.03	0.41
10:AJ:27:ALA:HB2	10:AJ:85:LEU:CD1	2.51	0.41
24:AY:138:LYS:HD3	24:AY:141:LYS:NZ	2.36	0.41
56:BY:27:VAL:CG1	56:BY:29:GLU:OE1	2.69	0.41
33:B8:13:ARG:HH12	47:BP:59:LEU:CG	2.12	0.41
31:B6:15:GLU:OE1	31:B6:41:PRO:CG	2.69	0.41
35:BA:2348:U:C3'	35:BA:2349:G:H5'	2.51	0.41
1:AA:1329:A:O2'	1:AA:1330:U:H5'	2.20	0.41
1:AA:1329:A:H4'	13:AM:24:GLY:O	2.21	0.41
35:BA:322:A:H5'	35:BA:340:A:C1'	2.50	0.41
35:BA:2867:G:N7	51:BT:23:ARG:NH1	2.69	0.41
51:BT:118:ARG:HB3	51:BT:122:ASP:OD2	2.21	0.41
35:BA:1020:A:H1'	35:BA:1021:A:N1	2.35	0.41
45:BN:25:ARG:HD3	45:BN:25:ARG:HA	1.88	0.41
1:AA:1500:A:C2	1:AA:1501:C:C2	3.09	0.41
5:AE:136:MET:HB3	5:AE:140:ARG:HH21	1.84	0.41
19:AS:41:VAL:CG2	19:AS:44:MET:HB2	2.42	0.41
13:AM:96:LEU:CB	13:AM:97:PRO:HD2	2.41	0.41
35:BA:172:C:C4	35:BA:173:G:N7	2.89	0.41
1:AA:1446:U:N3	1:AA:1452:C:N3	2.69	0.41
5:AE:101:ILE:HD11	5:AE:119:LEU:CA	2.30	0.41
35:BA:1798:U:O2	35:BA:1802:A:H2	2.03	0.41
38:BD:51:VAL:HG12	38:BD:51:VAL:O	2.21	0.41
39:BE:145:LYS:HB3	39:BE:146:THR:H	1.41	0.41
30:B5:58:LEU:C	30:B5:58:LEU:HD13	2.41	0.41
35:BA:2131:G:N7	35:BA:2133:G:N2	2.69	0.41
8:AH:109:ILE:CG2	8:AH:137:VAL:HB	2.51	0.41
18:AR:37:VAL:CG2	18:AR:38:GLU:N	2.73	0.41
47:BP:107:LYS:C	47:BP:109:GLY:N	2.74	0.41
47:BP:107:LYS:O	47:BP:107:LYS:HG3	2.20	0.41

Continued on next page...

Continued from previous page...

Atom-1	Atom-2	Interatomic distance (Å)	Clash overlap (Å)
41:BG:31:VAL:HG22	41:BG:32:PRO:HD2	2.02	0.41
3:AC:132:ARG:O	3:AC:133:ALA:C	2.59	0.41
35:BA:1363:C:C2	35:BA:1364:G:C8	3.09	0.41
1:AA:235:C:H5'	17:AQ:70:ARG:HG2	2.01	0.41
50:BS:101:LEU:C	50:BS:101:LEU:HD12	2.41	0.41
39:BE:49:LEU:CD2	39:BE:49:LEU:N	2.83	0.41
35:BA:2723:C:OP1	49:BR:5:LYS:HG2	2.21	0.41
1:AA:1056:U:O2'	1:AA:1057:G:H5'	2.21	0.41
1:AA:1057:G:H2'	1:AA:1058:G:C8	2.56	0.41
57:BZ:142:SER:C	57:BZ:144:LEU:H	2.24	0.41
1:AA:1170:A:H2'	1:AA:1171:G:C4'	2.51	0.41
42:BH:28:GLY:HA3	42:BH:79:VAL:CB	2.51	0.41
57:BZ:77:ASP:HB2	57:BZ:84:GLU:HG3	2.03	0.41
57:BZ:48:PHE:O	57:BZ:49:ARG:C	2.60	0.41
35:BA:1221:C:C2	35:BA:1221(A):C:C5	3.08	0.41
35:BA:541:C:H42	35:BA:552:G:H1	1.69	0.41
15:AO:23:GLY:O	15:AO:24:SER:O	2.38	0.41
1:AA:333:G:O2'	1:AA:334:C:H5'	2.20	0.41
35:BA:1246:A:OP1	47:BP:16:ARG:NH2	2.54	0.41
42:BH:59:ARG:O	42:BH:60:ARG:C	2.60	0.41
6:AF:67:MET:HE1	6:AF:72:VAL:HA	2.01	0.41
35:BA:1168:G:C6	35:BA:1182:A:N1	2.89	0.41
1:AA:1284:C:P	1:AA:1285:A:H3'	2.61	0.41
36:BB:40:U:O2'	36:BB:43:C:C5	2.70	0.41
1:AA:1115:C:O2'	1:AA:1116:C:H5'	2.21	0.41
13:AM:10:PRO:O	13:AM:11:ARG:CB	2.69	0.41
18:AR:50:ILE:CD1	18:AR:74:ARG:NH2	2.84	0.41
43:BK:37:PHE:C	43:BK:39:LYS:N	2.74	0.41
1:AA:1511:G:O2'	1:AA:1512:U:H5'	2.20	0.41
1:AA:769:G:C2'	1:AA:770:C:H5'	2.50	0.41
1:AA:192:U:C4'	20:AT:103:GLY:HA2	2.51	0.41
56:BY:32:PRO:C	56:BY:35:TYR:H	2.22	0.41
12:AL:120:TYR:CD1	12:AL:120:TYR:N	2.89	0.41
49:BR:12:ARG:HH11	49:BR:12:ARG:HG3	1.86	0.41
24:AY:343:ASN:ND2	24:AY:343:ASN:C	2.71	0.41
35:BA:2776:A:H4'	35:BA:2777:G:H5''	2.02	0.41
7:AG:145:ALA:O	7:AG:146:GLU:CB	2.56	0.41
40:BF:135:LYS:HB3	40:BF:138:GLU:OE2	2.20	0.41
35:BA:118:A:OP2	35:BA:119:A:H5''	2.21	0.41
37:BC:65:LEU:CD1	37:BC:189:ASN:HD21	2.33	0.41
35:BA:1093:G:C2'	35:BA:1094:U:H5'	2.51	0.41

Continued on next page...

Continued from previous page...

Atom-1	Atom-2	Interatomic distance (Å)	Clash overlap (Å)
1:AA:152:A:N6	1:AA:170:U:C2	2.89	0.41
37:BC:29:LEU:O	37:BC:30:VAL:C	2.59	0.41
55:BX:41:ASN:C	55:BX:43:VAL:N	2.72	0.41
12:AL:24:VAL:HG13	12:AL:98:TYR:CZ	2.56	0.41
57:BZ:158:PRO:O	57:BZ:160:GLY:N	2.54	0.41
28:B3:3:ARG:HA	28:B3:37:LEU:O	2.20	0.41
1:AA:713:G:H2'	1:AA:714:G:C8	2.55	0.41
35:BA:1108:U:H2'	35:BA:1108:U:O2	2.20	0.41
38:BD:52:ARG:H	38:BD:52:ARG:HG3	1.63	0.41
35:BA:2178:C:H2'	35:BA:2179:C:H6	1.84	0.41
1:AA:932:C:OP2	1:AA:932:C:H6	2.04	0.41
40:BF:111:ALA:O	40:BF:112:MET:C	2.59	0.41
35:BA:1499:C:H2'	35:BA:1500:G:O4'	2.20	0.41
1:AA:458:C:O2	1:AA:458:C:C2'	2.67	0.41
12:AL:50:SER:O	12:AL:51:ALA:HB2	2.21	0.41
35:BA:1433:U:H1'	35:BA:1561:G:N2	2.36	0.41
2:AB:92:TYR:C	2:AB:93:VAL:CG2	2.89	0.41
30:B5:39:MET:HB2	54:BW:34:ASN:HD22	1.86	0.41
35:BA:182:A:N3	35:BA:433:C:O2'	2.51	0.41
1:AA:1010:G:C2	1:AA:1011:G:C8	3.08	0.41
38:BD:45:ASN:N	38:BD:45:ASN:OD1	2.52	0.41
35:BA:1530:C:H2'	35:BA:1531:C:H6	1.85	0.41
35:BA:1230:C:H2'	35:BA:1231:G:H8	1.86	0.41
45:BN:10:GLU:OE2	45:BN:11:PRO:HD2	2.20	0.41
15:AO:66:LEU:O	15:AO:69:TYR:HB3	2.21	0.41
33:B8:17:THR:HB	33:B8:18:ALA:H	1.67	0.41
57:BZ:129:SER:C	57:BZ:131:ARG:H	2.24	0.41
41:BG:22:ARG:NH1	41:BG:23:PHE:CE1	2.87	0.41
20:AT:24:LEU:O	20:AT:24:LEU:HD13	2.20	0.41
28:B3:24:LYS:O	28:B3:24:LYS:HG2	2.20	0.41
35:BA:972:G:OP2	35:BA:974:G:H5''	2.21	0.41
35:BA:354:G:H2'	35:BA:355:G:O4'	2.20	0.41
42:BH:54:ARG:HA	42:BH:55:PRO:HD2	1.87	0.41
35:BA:212:G:H2'	35:BA:213:A:C5'	2.50	0.41
35:BA:534:U:H5'	52:BU:42:ALA:HB1	2.03	0.41
52:BU:111:GLU:HA	52:BU:114:LYS:HG2	2.03	0.41
53:BV:11:GLN:H	53:BV:11:GLN:HG2	1.55	0.41
1:AA:1312:G:C2'	1:AA:1313:U:H5'	2.51	0.41
35:BA:611:C:H2'	35:BA:612:C:C6	2.56	0.41
26:B1:76:ARG:NH2	26:B1:95:LEU:HD22	2.36	0.41
40:BF:187:VAL:CG1	47:BP:7:ARG:HH22	2.34	0.41

Continued on next page...

Continued from previous page...

Atom-1	Atom-2	Interatomic distance (Å)	Clash overlap (Å)
1:AA:1442:G:H2'	51:BT:118:ARG:HH12	1.85	0.41
35:BA:1779:U:C2	35:BA:1783:A:N7	2.89	0.41
35:BA:2584:U:O2	35:BA:2584:U:O4'	2.39	0.41
35:BA:1043:C:H3'	35:BA:1044:G:H5''	2.03	0.41
28:B3:14:GLY:O	35:BA:969:U:H4'	2.21	0.41
39:BE:147:PRO:HG2	39:BE:148:GLY:H	1.85	0.41
35:BA:806:C:O2'	35:BA:2445:G:H4'	2.21	0.41
35:BA:943:U:OP2	47:BP:38:GLN:CD	2.59	0.41
1:AA:253:U:H2'	1:AA:254:G:C8	2.55	0.41
50:BS:74:ALA:HB3	50:BS:103:GLU:HG3	2.03	0.41
39:BE:161:GLY:O	39:BE:162:ALA:C	2.57	0.41
56:BY:45:VAL:O	56:BY:45:VAL:HG12	2.21	0.41
52:BU:17:ILE:C	52:BU:19:LYS:N	2.75	0.41
3:AC:156:ARG:NH2	3:AC:160:ALA:O	2.53	0.41
57:BZ:107:THR:HG23	57:BZ:111:VAL:HB	2.02	0.41
57:BZ:141:VAL:O	57:BZ:142:SER:CB	2.69	0.41
51:BT:57:PHE:CG	51:BT:58:ASN:N	2.89	0.41
57:BZ:24:LEU:HD23	57:BZ:25:PRO:O	2.21	0.41
36:BB:71:C:C5	36:BB:72:G:N7	2.89	0.41
34:B9:29:ASN:HA	34:B9:30:PRO:HD2	1.76	0.41
35:BA:1069:A:C2'	35:BA:1070:A:OP2	2.68	0.41
1:AA:671:G:N2	1:AA:736:C:C2	2.89	0.41
36:BB:98:G:O2'	36:BB:99:G:H5'	2.20	0.41
35:BA:2688:U:H2'	35:BA:2719:G:N2	2.36	0.41
1:AA:1288:A:H1'	1:AA:1352:C:O2'	2.21	0.41
1:AA:1372:U:H2'	1:AA:1373:G:H5'	2.02	0.41
48:BQ:137:TYR:HD1	48:BQ:137:TYR:H	1.68	0.41
35:BA:654(E):G:H2'	35:BA:654(F):C:C5'	2.43	0.41
7:AG:50:ILE:CD1	7:AG:125:MET:HG2	2.51	0.41
43:BK:131:ALA:O	43:BK:136:VAL:HG12	2.20	0.41
46:BO:106:LEU:O	46:BO:109:LYS:N	2.40	0.41
24:AY:111:SER:O	24:AY:112:GLN:C	2.59	0.41
38:BD:145:VAL:HG12	38:BD:146:GLU:H	1.83	0.41
40:BF:132:VAL:O	40:BF:138:GLU:OE1	2.39	0.41
5:AE:66:MET:HB2	5:AE:66:MET:HE3	1.99	0.41
49:BR:45:ARG:CG	49:BR:46:GLY:H	2.32	0.41
35:BA:1960:A:C5'	35:BA:1960:A:C8	3.04	0.41
38:BD:9:TYR:C	38:BD:10:THR:HG22	2.41	0.41
39:BE:4:ILE:CD1	39:BE:28:ALA:HB1	2.51	0.41
35:BA:2422:A:H8	35:BA:2422:A:H3'	1.86	0.41
6:AF:62:TRP:CD1	18:AR:35:ARG:NH1	2.89	0.41

Continued on next page...

Continued from previous page...

Atom-1	Atom-2	Interatomic distance (Å)	Clash overlap (Å)
1:AA:402:G:C6	1:AA:403:C:N4	2.89	0.41
16:AP:50:LYS:HG2	16:AP:51:VAL:H	1.86	0.41
8:AH:100:ILE:HA	8:AH:101:PRO:HD3	1.73	0.41
57:BZ:186:GLU:HG3	57:BZ:186:GLU:H	1.67	0.41
24:AY:484:ARG:HA	24:AY:484:ARG:HD3	1.68	0.41
35:BA:2784:C:C3'	35:BA:2784:C:C6	3.04	0.41
35:BA:55:G:H2'	35:BA:56:A:C8	2.55	0.41
36:BB:5:C:O2'	36:BB:6:C:H5'	2.22	0.41
1:AA:901:A:C5	1:AA:902:G:H1'	2.56	0.41
35:BA:2142:C:O2'	35:BA:2143:C:H5'	2.21	0.41
7:AG:26:PHE:O	7:AG:30:ILE:HG12	2.21	0.41
8:AH:24:THR:O	8:AH:24:THR:HG23	2.21	0.41
16:AP:40:ASP:HA	16:AP:41:PRO:HD2	1.78	0.41
16:AP:76:GLN:HG2	16:AP:76:GLN:O	2.21	0.41
2:AB:108:ILE:HD12	2:AB:108:ILE:HG23	1.81	0.41
37:BC:77:ALA:O	37:BC:78:ILE:HG13	2.21	0.40
1:AA:945:G:N3	1:AA:946:A:C8	2.89	0.40
1:AA:1074:G:O2'	1:AA:1101:A:N1	2.45	0.40
2:AB:55:PHE:CD1	2:AB:221:LEU:HG	2.55	0.40
41:BG:73:ALA:HB3	41:BG:87:PRO:CG	2.51	0.40
41:BG:40:ASN:HD22	41:BG:91:ARG:HB2	1.85	0.40
9:AI:95:LYS:CD	9:AI:96:LEU:HD12	2.51	0.40
35:BA:109:G:C2'	35:BA:110:G:H5'	2.51	0.40
2:AB:166:ASP:HB3	2:AB:169:LYS:HB2	2.03	0.40
31:B6:11:LEU:CD1	31:B6:11:LEU:N	2.84	0.40
33:B8:58:ILE:HG22	47:BP:49:ARG:HD3	2.03	0.40
35:BA:2372:G:O2'	35:BA:2373:G:H5'	2.21	0.40
55:BX:34:ALA:HA	55:BX:38:GLU:OE1	2.20	0.40
1:AA:1520:G:H2'	1:AA:1521:G:C8	2.54	0.40
45:BN:39:ARG:C	45:BN:41:ASP:H	2.24	0.40
3:AC:47:LEU:HD12	3:AC:47:LEU:HA	1.87	0.40
35:BA:94(A):G:C2'	35:BA:95:G:H5''	2.51	0.40
35:BA:2012:G:O3'	54:BW:96:ILE:HG13	2.21	0.40
35:BA:813:U:C2	35:BA:814:C:C5	3.09	0.40
49:BR:17:ARG:HD2	49:BR:17:ARG:HH11	1.69	0.40
35:BA:1226:A:C3'	35:BA:1227:G:H5'	2.51	0.40
50:BS:78:LEU:HD23	50:BS:78:LEU:HA	1.85	0.40
20:AT:23:ARG:HA	20:AT:26:ASN:HD21	1.85	0.40
35:BA:1287:A:H5'	35:BA:1288:U:OP2	2.20	0.40
35:BA:2655:G:O2'	35:BA:2656:U:OP2	2.39	0.40
1:AA:320:C:H2'	1:AA:321:A:C8	2.57	0.40

Continued on next page...

Continued from previous page...

Atom-1	Atom-2	Interatomic distance (Å)	Clash overlap (Å)
24:AY:146:LEU:HD21	24:AY:150:ILE:HD11	2.03	0.40
40:BF:101:LEU:HB3	40:BF:106:ARG:HD3	2.03	0.40
5:AE:43:LEU:CD2	5:AE:132:ALA:HB1	2.51	0.40
55:BX:89:ILE:CG2	55:BX:91:ALA:CB	2.93	0.40
1:AA:986:A:O2'	1:AA:987:G:H5'	2.22	0.40
7:AG:45:ASP:HB2	7:AG:117:ALA:CB	2.51	0.40
51:BT:19:LEU:HA	51:BT:20:PRO:HD3	1.70	0.40
43:BK:70:LYS:HB3	43:BK:71:THR:H	1.57	0.40
57:BZ:13:GLU:C	57:BZ:14:LYS:HG3	2.41	0.40
57:BZ:17:ALA:HA	57:BZ:20:ARG:HD3	2.03	0.40
35:BA:2192:G:H3'	35:BA:2193:G:H5''	2.01	0.40
35:BA:2194:G:C6	35:BA:2195:C:C4	3.09	0.40
35:BA:2853:C:H2'	35:BA:2854:G:H8	1.85	0.40
1:AA:1333:A:H2'	1:AA:1334:G:O4'	2.21	0.40
35:BA:1234:U:H2'	35:BA:1235:G:O4'	2.21	0.40
2:AB:12:GLU:CA	2:AB:16:HIS:ND1	2.80	0.40
35:BA:445:C:C2'	35:BA:446:G:H5'	2.51	0.40
2:AB:60:ASP:C	2:AB:64:ARG:HH21	2.21	0.40
40:BF:18:ARG:HG2	40:BF:19:GLU:H	1.87	0.40
40:BF:185:ASP:CA	40:BF:188:ARG:HG2	2.48	0.40
53:BV:13:ARG:HH11	53:BV:13:ARG:HG3	1.86	0.40
25:B0:14:ARG:NH1	35:BA:2279:G:N7	2.60	0.40
35:BA:245:G:O2'	35:BA:246:C:H5'	2.22	0.40
35:BA:1150:C:H6	35:BA:1150:C:O5'	2.02	0.40
53:BV:71:LEU:HD23	53:BV:86:GLY:HA2	2.03	0.40
35:BA:2749:A:OP2	35:BA:2751:G:OP2	2.39	0.40
35:BA:1427:A:H4'	35:BA:1428:C:O5'	2.21	0.40
35:BA:1893:C:C2'	35:BA:1894:C:H5'	2.50	0.40
35:BA:1759:A:H4'	35:BA:2715:C:O4'	2.20	0.40
35:BA:519:U:H4'	54:BW:25:ARG:HH21	1.86	0.40
44:BL:110:LEU:CD1	44:BL:115:ALA:HB3	2.51	0.40
43:BK:104:VAL:CG1	43:BK:105:LEU:N	2.84	0.40
6:AF:97:PHE:CD2	18:AR:65:ILE:HD12	2.54	0.40
6:AF:97:PHE:CE2	18:AR:65:ILE:CD1	3.04	0.40
5:AE:150:ARG:CG	5:AE:150:ARG:O	2.69	0.40
42:BH:34:GLU:O	42:BH:36:PRO:HD3	2.21	0.40
7:AG:66:VAL:HG13	7:AG:66:VAL:O	2.20	0.40
24:AY:621:ILE:HG22	24:AY:621:ILE:O	2.21	0.40
1:AA:1438:G:C2	1:AA:1464:G:C2	3.09	0.40
12:AL:84:LEU:HD23	12:AL:101:VAL:HG21	2.03	0.40
35:BA:2645:G:N2	35:BA:2767:C:OP2	2.55	0.40

Continued on next page...

Continued from previous page...

Atom-1	Atom-2	Interatomic distance (Å)	Clash overlap (Å)
46:BO:63:VAL:HG23	46:BO:64:ARG:HG3	2.03	0.40
29:B4:10:VAL:CG1	29:B4:27:THR:HA	2.51	0.40
41:BG:55:LYS:C	41:BG:58:GLN:HG3	2.40	0.40
31:B6:41:PRO:O	31:B6:41:PRO:CG	2.69	0.40
57:BZ:171:ILE:CG1	57:BZ:172:ALA:N	2.83	0.40
35:BA:1482:G:N2	35:BA:1484:G:C4	2.90	0.40
1:AA:1432:G:H2'	1:AA:1433:A:OP2	2.20	0.40
45:BN:102:ALA:O	45:BN:106:MET:CE	2.69	0.40
38:BD:85:ASP:OD1	38:BD:85:ASP:C	2.60	0.40
24:AY:284:LEU:HD12	24:AY:284:LEU:HA	1.84	0.40
5:AE:119:LEU:HD23	5:AE:119:LEU:N	2.36	0.40
38:BD:102:LYS:O	38:BD:103:ARG:HG2	2.22	0.40
3:AC:79:ARG:HH11	3:AC:79:ARG:CG	2.34	0.40
35:BA:812:C:H2'	35:BA:813:U:H6	1.85	0.40
35:BA:2000:G:OP2	49:BR:3:HIS:HE1	2.04	0.40
22:AV:35:A:C5	22:AV:36:U:C5	3.09	0.40
42:BH:140:LYS:O	42:BH:144:VAL:HG23	2.22	0.40
46:BO:23:ARG:HG2	46:BO:40:VAL:HG23	2.02	0.40
14:AN:48:ALA:HB2	14:AN:53:LEU:HD12	2.02	0.40
35:BA:2464:C:O2'	35:BA:2465:C:P	2.80	0.40
56:BY:45:VAL:HG13	56:BY:60:PHE:O	2.21	0.40
35:BA:2442:C:H2'	35:BA:2443:C:C6	2.46	0.40
2:AB:223:ILE:C	2:AB:225:ALA:N	2.73	0.40
35:BA:1884:A:O2'	35:BA:1885:A:H5''	2.18	0.40
56:BY:95:LYS:HE2	56:BY:101:LYS:N	2.34	0.40
35:BA:38:A:N3	40:BF:48:THR:HB	2.36	0.40
35:BA:551:G:O2'	35:BA:1220:A:N3	2.42	0.40
35:BA:1341:U:OP1	35:BA:1397:U:N3	2.49	0.40
34:B9:29:ASN:H	34:B9:29:ASN:ND2	2.19	0.40
1:AA:627:G:HO2'	1:AA:628:G:H5'	1.81	0.40
26:B1:92:LYS:CE	35:BA:153:C:OP1	2.69	0.40
1:AA:597:G:C8	1:AA:598:U:C5	3.09	0.40
12:AL:113:ARG:CG	12:AL:113:ARG:HH11	2.33	0.40
35:BA:915:C:H2'	35:BA:916:G:C8	2.56	0.40
35:BA:2791:C:H5	35:BA:2801(A):A:N6	2.19	0.40
37:BC:135:ARG:HG2	37:BC:135:ARG:NH1	2.32	0.40
43:BK:71:THR:CB	43:BK:72:PRO:CD	3.00	0.40
24:AY:617:MET:O	24:AY:620:VAL:HB	2.21	0.40
35:BA:1210:A:O2'	35:BA:1211:U:OP2	2.36	0.40
40:BF:63:LYS:NZ	40:BF:75:HIS:O	2.52	0.40
56:BY:87:LYS:HE2	56:BY:87:LYS:HB3	1.89	0.40

Continued on next page...

Continued from previous page...

Atom-1	Atom-2	Interatomic distance (Å)	Clash overlap (Å)
24:AY:646:PHE:O	24:AY:647:VAL:CG1	2.69	0.40
1:AA:453:A:C6	1:AA:454:C:C4	3.09	0.40
2:AB:233:SER:HB2	2:AB:234:PRO:HD2	1.99	0.40
35:BA:2244:U:H6	35:BA:2244:U:O5'	2.05	0.40
53:BV:32:THR:HG23	53:BV:60:GLU:HA	2.04	0.40
35:BA:246:C:H2'	35:BA:247:G:C5'	2.51	0.40
37:BC:186:LEU:O	37:BC:187:ALA:C	2.59	0.40
35:BA:2089:U:O2'	35:BA:2090:G:H5'	2.21	0.40
35:BA:1499:C:O2'	35:BA:1500:G:H5'	2.21	0.40
35:BA:1011:G:O2'	35:BA:1013:C:C5'	2.70	0.40
1:AA:595:G:H1'	1:AA:596:C:H5	1.86	0.40
35:BA:2006:C:O2'	35:BA:2823:A:N3	2.51	0.40
38:BD:173:VAL:HG12	38:BD:185:VAL:O	2.20	0.40
4:AD:111:ALA:HB3	4:AD:117:ALA:HB2	2.03	0.40
18:AR:19:LYS:HE2	18:AR:19:LYS:HB2	1.91	0.40
35:BA:371:A:N3	35:BA:371:A:O2'	2.47	0.40
1:AA:1398:A:H5''	1:AA:1398:A:C8	2.56	0.40
6:AF:100:ASN:O	18:AR:28:GLU:HG2	2.20	0.40
1:AA:518:C:H5	1:AA:530:G:OP2	2.04	0.40
35:BA:1805:U:H2'	35:BA:1806:C:H6	1.85	0.40
1:AA:373:A:H1'	1:AA:481:G:N3	2.36	0.40
16:AP:58:TYR:CD1	16:AP:59:TRP:N	2.89	0.40
16:AP:9:PHE:HE2	16:AP:18:ARG:NH1	2.20	0.40
28:B3:44:ARG:O	28:B3:45:GLY:C	2.60	0.40
50:BS:88:ASP:CG	50:BS:89:ARG:H	2.24	0.40
41:BG:139:LEU:HA	41:BG:144:ILE:HD13	2.03	0.40
10:AJ:31:GLY:O	10:AJ:32:ALA:C	2.60	0.40
35:BA:301:G:C6	35:BA:317:G:C6	3.09	0.40
35:BA:110:G:O2'	35:BA:111:A:H5'	2.21	0.40
40:BF:10:PRO:HG2	40:BF:11:VAL:N	2.37	0.40
45:BN:60:ILE:HD13	45:BN:60:ILE:HG21	1.89	0.40
42:BH:85:LYS:NZ	42:BH:87:LEU:CG	2.71	0.40
47:BP:122:PRO:HB3	47:BP:141:ALA:CB	2.42	0.40
42:BH:30:LYS:HD2	42:BH:83:TYR:OH	2.22	0.40
10:AJ:18:ALA:C	10:AJ:20:ALA:N	2.73	0.40
10:AJ:8:LEU:CD2	10:AJ:96:ILE:CG2	2.94	0.40
35:BA:2756:U:C4'	35:BA:2757:A:OP1	2.55	0.40
42:BH:66:GLY:O	42:BH:67:LEU:C	2.58	0.40
16:AP:80:PHE:O	16:AP:81:ARG:C	2.60	0.40
24:AY:534:ILE:CG1	24:AY:570:GLY:O	2.69	0.40
52:BU:8:VAL:HG22	52:BU:12:ARG:HE	1.86	0.40

Continued on next page...

Continued from previous page...

Atom-1	Atom-2	Interatomic distance (Å)	Clash overlap (Å)
35:BA:1660:C:H4'	35:BA:2712(A):A:N6	2.37	0.40
35:BA:803:U:C2'	35:BA:804:A:C5'	2.96	0.40
7:AG:79:ARG:C	7:AG:79:ARG:HD2	2.42	0.40
3:AC:3:ASN:O	3:AC:4:LYS:CB	2.70	0.40
35:BA:1301:A:HO2'	35:BA:1302:A:C5'	2.30	0.40
35:BA:1641:A:C3'	35:BA:1642:G:H5'	2.51	0.40
35:BA:1313:U:C2	35:BA:1610:A:H2	2.39	0.40
35:BA:38:A:H4'	40:BF:50:SER:HB3	2.03	0.40
1:AA:334:C:N4	1:AA:335:C:N4	2.70	0.40
35:BA:733:G:C6	35:BA:761:A:N7	2.89	0.40
38:BD:14:ARG:HG3	38:BD:15:PHE:N	2.36	0.40
5:AE:12:LEU:HD13	5:AE:12:LEU:O	2.21	0.40
24:AY:637:ARG:O	24:AY:640:ALA:N	2.54	0.40
1:AA:895:G:H5''	1:AA:896:C:OP2	2.21	0.40
1:AA:147:G:N3	1:AA:147:G:H2'	2.37	0.40
46:BO:26:LYS:HB3	46:BO:30:ALA:CB	2.51	0.40
24:AY:684:GLN:O	24:AY:688:ILE:CD1	2.68	0.40
1:AA:1104:G:O2'	1:AA:1105:A:H5'	2.22	0.40
35:BA:2190:G:H5'	35:BA:2190:G:H8	1.85	0.40
20:AT:8:ARG:HA	20:AT:8:ARG:HD3	1.78	0.40
1:AA:833:U:H2'	1:AA:834:C:C5	2.54	0.40
2:AB:11:LEU:O	2:AB:16:HIS:CE1	2.74	0.40
35:BA:570:G:O6	35:BA:2499:C:OP1	2.39	0.40
24:AY:229:LEU:O	24:AY:232:LEU:N	2.54	0.40
18:AR:30:ASP:C	18:AR:32:ARG:H	2.24	0.40
1:AA:296:U:O2'	1:AA:297:G:H5'	2.21	0.40
1:AA:1065:U:O2	1:AA:1065:U:H2'	2.21	0.40
57:BZ:158:PRO:CB	57:BZ:159:PRO:CD	2.99	0.40
35:BA:2662:A:H2'	35:BA:2663:G:C5'	2.52	0.40
2:AB:137:ARG:O	2:AB:137:ARG:HD3	2.22	0.40
1:AA:658:G:H2'	1:AA:659:U:C6	2.56	0.40
35:BA:601:C:O5'	35:BA:601:C:H6	2.04	0.40
35:BA:1401:G:O2'	35:BA:1402:C:H5'	2.21	0.40
35:BA:2208:A:H1'	35:BA:2219:G:C5	2.56	0.40
1:AA:602:A:C5	1:AA:603:U:C5	3.08	0.40
35:BA:1771:C:H2'	35:BA:1772:G:H8	1.86	0.40
35:BA:1247:A:O2'	35:BA:1248:G:H5'	2.21	0.40
1:AA:293:G:C6	1:AA:305:G:N1	2.90	0.40
35:BA:2048:G:H4'	35:BA:2823:A:C2	2.56	0.40
35:BA:1919:A:H2'	35:BA:1919:A:N3	2.36	0.40
1:AA:47:C:H6	1:AA:365:U:H2'	1.86	0.40

Continued on next page...

Continued from previous page...

Atom-1	Atom-2	Interatomic distance (Å)	Clash overlap (Å)
35:BA:1077:A:H2	35:BA:1088:A:H2'	1.87	0.40
9:AI:97:LYS:N	9:AI:98:PRO:CD	2.84	0.40
11:AK:53:SER:H	11:AK:53:SER:HG	1.67	0.40
24:AY:356:LEU:HD23	24:AY:356:LEU:C	2.42	0.40
35:BA:306:U:H6	35:BA:306:U:O5'	2.04	0.40
4:AD:31:CYS:O	4:AD:31:CYS:SG	2.79	0.40
41:BG:133:LEU:HD12	41:BG:133:LEU:O	2.22	0.40
53:BV:4:ILE:HG22	53:BV:4:ILE:O	2.20	0.40
35:BA:2051:A:N6	35:BA:2614:A:C8	2.90	0.40
50:BS:25:ARG:CG	50:BS:26:LEU:H	2.34	0.40
41:BG:67:LYS:CG	41:BG:68:PRO:CD	2.99	0.40
35:BA:1749:A:C6	35:BA:1750:G:C5	3.09	0.40
10:AJ:32:ALA:H	10:AJ:78:ASN:CG	2.25	0.40
24:AY:410:ASP:C	24:AY:411:VAL:CG2	2.89	0.40
3:AC:59:ARG:HD3	3:AC:64:VAL:HG22	2.03	0.40
9:AI:99:LEU:CB	9:AI:101:PHE:HE1	2.34	0.40
56:BY:39:VAL:HG12	56:BY:40:GLU:HG2	2.03	0.40
26:B1:80:LEU:CD2	26:B1:81:LYS:H	2.32	0.40
31:B6:11:LEU:CG	31:B6:26:ASN:HD21	2.32	0.40
30:B5:44:THR:O	30:B5:51:TYR:CE2	2.72	0.40
24:AY:590:ILE:O	24:AY:592:GLU:N	2.55	0.40
35:BA:1803:A:N1	35:BA:1822:G:O2'	2.51	0.40
28:B3:52:HIS:CD2	36:BB:83:G:H5''	2.56	0.40
24:AY:636:PRO:HB2	43:BK:21:PRO:HG2	2.04	0.40
47:BP:98:GLU:O	47:BP:101:VAL:HG22	2.20	0.40
1:AA:1358:U:H2'	1:AA:1359:C:O4'	2.21	0.40
35:BA:1188:U:H2'	35:BA:1189:A:H8	1.85	0.40
35:BA:363(F):A:O2'	35:BA:364:C:P	2.80	0.40
45:BN:65:LYS:CB	45:BN:65:LYS:NZ	2.85	0.40
1:AA:825:G:H2'	1:AA:826:C:C6	2.57	0.40
1:AA:826:C:H2'	1:AA:827:U:C6	2.52	0.40
35:BA:2464:C:N4	35:BA:2487:G:C6	2.89	0.40
35:BA:2515:C:O2	35:BA:2515:C:H2'	2.21	0.40
2:AB:219:VAL:O	2:AB:220:ASP:C	2.58	0.40
27:B2:53:LEU:O	27:B2:57:ILE:HG12	2.22	0.40
35:BA:746:A:H2'	35:BA:2612:C:H5''	2.03	0.40
10:AJ:54:PHE:HA	10:AJ:55:LYS:HE3	2.04	0.40
35:BA:1285:G:C2'	35:BA:1286:A:C5'	2.99	0.40
42:BH:159:GLU:CA	42:BH:159:GLU:OE1	2.69	0.40
36:BB:13:A:N6	36:BB:70:C:H5'	2.36	0.40
48:BQ:63:LYS:HB3	48:BQ:65:PHE:HE1	1.87	0.40

Continued on next page...

Continued from previous page...

Atom-1	Atom-2	Interatomic distance (Å)	Clash overlap (Å)
48:BQ:63:LYS:HZ3	57:BZ:175:VAL:HG21	1.87	0.40
35:BA:2526:G:C5	35:BA:2527:C:C5	3.09	0.40
6:AF:16:GLN:H	6:AF:16:GLN:NE2	2.19	0.40
29:B4:5:ILE:HD13	29:B4:6:HIS:CD2	2.56	0.40
29:B4:14:ILE:HG23	29:B4:31:ILE:CG2	2.51	0.40
13:AM:15:VAL:H	13:AM:15:VAL:HG22	1.63	0.40
13:AM:20:THR:HA	13:AM:25:ILE:O	2.21	0.40
6:AF:8:ILE:HG22	6:AF:9:VAL:N	2.36	0.40
20:AT:84:LEU:C	20:AT:84:LEU:CD1	2.89	0.40
1:AA:189(B):C:C2	1:AA:189(J):G:N2	2.89	0.40
12:AL:102:ARG:HD2	12:AL:102:ARG:HA	1.86	0.40
12:AL:102:ARG:HB2	12:AL:120:TYR:HA	2.03	0.40
24:AY:343:ASN:ND2	24:AY:345:THR:CB	2.84	0.40
1:AA:821:G:H2'	1:AA:822:C:H6	1.87	0.40
35:BA:2835:A:HO2'	35:BA:2836:U:P	2.44	0.40
35:BA:681:G:H2'	35:BA:682:G:O4'	2.21	0.40
35:BA:1094:U:H2'	35:BA:1096:A:OP2	2.21	0.40
4:AD:119:GLN:CG	4:AD:123:HIS:NE2	2.82	0.40
1:AA:865:A:H5'	1:AA:1078:U:C4	2.56	0.40
28:B3:11:SER:OG	28:B3:12:PRO:HD2	2.22	0.40
35:BA:1336:A:P	55:BX:64:LYS:HE3	2.61	0.40
24:AY:484:ARG:HD2	24:AY:559:PRO:HB2	2.02	0.40
35:BA:823:G:O6	35:BA:824:A:N6	2.55	0.40
46:BO:12:ASP:C	46:BO:14:THR:H	2.25	0.40
24:AY:148:LEU:HA	24:AY:148:LEU:HD12	1.93	0.40
9:AI:97:LYS:HB3	9:AI:98:PRO:HD3	2.02	0.40
1:AA:784:C:H2'	1:AA:785:G:O4'	2.22	0.40
37:BC:54:ARG:O	37:BC:55:SER:C	2.60	0.40
49:BR:13:HIS:C	49:BR:13:HIS:ND1	2.74	0.40
1:AA:888:G:H8	1:AA:888:G:O5'	2.04	0.40
35:BA:730:C:O2'	35:BA:731:C:H5'	2.21	0.40
37:BC:100:ILE:C	37:BC:102:GLN:H	2.25	0.40
37:BC:126:SER:C	37:BC:128:LEU:N	2.75	0.40
35:BA:996:A:O3'	52:BU:92:ARG:CG	2.69	0.40
52:BU:66:ASN:HD21	52:BU:76:TYR:H	1.67	0.40
53:BV:52:VAL:CG1	53:BV:52:VAL:O	2.57	0.40
51:BT:28:VAL:O	51:BT:29:ARG:HD3	2.21	0.40
41:BG:102:PHE:O	41:BG:105:LYS:N	2.54	0.40
24:AY:95:GLU:OE1	24:AY:124:GLN:HB3	2.22	0.40
2:AB:77:ALA:O	2:AB:81:VAL:HG23	2.21	0.40
31:B6:9:LEU:CD1	31:B6:9:LEU:N	2.85	0.40

Continued on next page...

Continued from previous page...

Atom-1	Atom-2	Interatomic distance (Å)	Clash overlap (Å)
33:B8:21:LYS:HD3	33:B8:48:PHE:CE1	2.56	0.40
40:BF:11:VAL:HB	40:BF:12:LEU:H	1.45	0.40
40:BF:17:ARG:CG	40:BF:17:ARG:HH11	2.17	0.40
49:BR:82:GLU:O	49:BR:85:PRO:HD2	2.21	0.40
40:BF:154:VAL:CG1	40:BF:193:VAL:HG23	2.46	0.40
1:AA:1442(B):A:C5	51:BT:118:ARG:NE	2.90	0.40
1:AA:1037:C:H2'	1:AA:1038:C:C4	2.56	0.40
25:B0:49:LYS:HE3	25:B0:80:HIS:CD2	2.57	0.40
35:BA:1567:A:OP2	38:BD:84:TYR:OH	2.38	0.40
36:BB:82:G:C4	36:BB:83:G:C8	3.10	0.40
3:AC:87:LEU:C	3:AC:89:GLU:N	2.70	0.40
8:AH:121:ASP:CG	8:AH:122:ARG:H	2.25	0.40
24:AY:227:ILE:O	24:AY:227:ILE:CG2	2.69	0.40
35:BA:2740:A:C6	35:BA:2741:A:C6	3.09	0.40
35:BA:2820:A:O2'	35:BA:2821:A:OP1	2.33	0.40
1:AA:1190:G:OP1	3:AC:5:ILE:HG23	2.21	0.40
26:B1:20:ARG:HA	26:B1:33:LYS:O	2.22	0.40
35:BA:1608:A:C6	35:BA:1611:C:C2	3.10	0.40
57:BZ:77:ASP:O	57:BZ:77:ASP:CG	2.60	0.40
1:AA:751:U:H4'	15:AO:24:SER:HA	2.03	0.40
26:B1:88:LYS:O	26:B1:92:LYS:CB	2.66	0.40
1:AA:598:U:C4	1:AA:599:C:N4	2.90	0.40
1:AA:522:C:O2'	1:AA:523:A:H5'	2.22	0.40
13:AM:70:LEU:O	13:AM:73:GLU:N	2.54	0.40
5:AE:129:ILE:O	5:AE:132:ALA:HB3	2.22	0.40
48:BQ:27:VAL:HG21	48:BQ:134:ARG:HG2	2.03	0.40
1:AA:1423:G:C5'	46:BO:49:ARG:NH2	2.80	0.40
35:BA:2521:C:O2'	35:BA:2564:A:N3	2.52	0.40
1:AA:771:G:H2'	1:AA:772:U:C6	2.56	0.40
6:AF:8:ILE:CG2	6:AF:85:VAL:HG13	2.45	0.40
1:AA:309:G:O5'	1:AA:309:G:H8	2.05	0.40
24:AY:177:ILE:HG22	24:AY:178:ILE:N	2.36	0.40
56:BY:4:LYS:HD2	56:BY:32:PRO:HG3	2.03	0.40
19:AS:48:THR:HG22	19:AS:61:TYR:CD1	2.56	0.40
55:BX:32:PRO:HA	55:BX:77:LYS:HD3	2.03	0.40
35:BA:1385:G:H1'	35:BA:1386:C:C6	2.56	0.40
35:BA:2593:U:C2	35:BA:2594:C:C5	3.10	0.40
35:BA:1233:C:H2'	35:BA:1234:U:C6	2.56	0.40
35:BA:88:G:OP1	35:BA:90:U:C5	2.66	0.40
1:AA:101:A:C2'	1:AA:102:G:H5'	2.52	0.40
11:AK:82:VAL:HB	11:AK:108:ILE:HA	2.02	0.40

Continued on next page...

Continued from previous page...

Atom-1	Atom-2	Interatomic distance (Å)	Clash overlap (Å)
35:BA:562:U:O2	35:BA:572:A:C4	2.75	0.40
1:AA:1005:A:OP1	1:AA:1006:C:C4	2.74	0.40
35:BA:2116:G:C8	35:BA:2117:A:C5	3.10	0.40
1:AA:1216:G:H2'	1:AA:1217:C:H6	1.87	0.40
53:BV:2:PHE:HB2	53:BV:42:GLY:CA	2.51	0.40
35:BA:789:A:N6	35:BA:1614:A:OP2	2.55	0.40
1:AA:748:C:O2'	1:AA:749:C:C6	2.69	0.40
40:BF:112:MET:O	40:BF:115:ALA:HB3	2.21	0.40
45:BN:24:GLY:CA	45:BN:27:ALA:HB3	2.50	0.40
35:BA:1930:G:H2'	35:BA:1968:G:N1	2.36	0.40
35:BA:1613:G:N1	35:BA:1619:G:C5	2.89	0.40
35:BA:42:G:H3'	35:BA:43:A:H8	1.86	0.40
24:AY:203:GLU:HB3	24:AY:204:GLU:H	1.41	0.40
57:BZ:82:ARG:HH11	57:BZ:82:ARG:HG2	1.86	0.40
57:BZ:129:SER:C	57:BZ:131:ARG:N	2.74	0.40
24:AY:319:ASP:HA	24:AY:320:PRO:HD3	1.71	0.40
38:BD:264:LYS:HD3	38:BD:266:SER:HB3	2.03	0.40
1:AA:684:A:H2'	1:AA:685:G:C8	2.56	0.40
41:BG:168:GLU:O	41:BG:169:ALA:C	2.59	0.40
38:BD:68:LYS:CG	38:BD:68:LYS:O	2.69	0.40
1:AA:1266:G:H8	1:AA:1266:G:O5'	2.05	0.40
9:AI:102:LEU:HD23	9:AI:102:LEU:HA	1.84	0.40

There are no symmetry-related clashes.

5.3 Torsion angles ⓘ

5.3.1 Protein backbone ⓘ

In the following table, the Percentiles column shows the percent Ramachandran outliers of the chain as a percentile score with respect to all PDB entries followed by that with respect to all EM entries.

The Analysed column shows the number of residues for which the backbone conformation was analysed, and the total number of residues.

Mol	Chain	Analysed	Favoured	Allowed	Outliers	Percentiles	
2	AB	232/256 (91%)	149 (64%)	49 (21%)	34 (15%)	0	6
3	AC	204/239 (85%)	129 (63%)	56 (28%)	19 (9%)	1	16
4	AD	206/209 (99%)	138 (67%)	49 (24%)	19 (9%)	1	17

Continued on next page...

Continued from previous page...

Mol	Chain	Analysed	Favoured	Allowed	Outliers	Percentiles	
5	AE	148/162 (91%)	113 (76%)	25 (17%)	10 (7%)	1	23
6	AF	99/101 (98%)	77 (78%)	18 (18%)	4 (4%)	4	35
7	AG	153/156 (98%)	108 (71%)	35 (23%)	10 (6%)	1	25
8	AH	136/138 (99%)	110 (81%)	23 (17%)	3 (2%)	8	49
9	AI	125/128 (98%)	85 (68%)	24 (19%)	16 (13%)	0	8
10	AJ	96/105 (91%)	60 (62%)	23 (24%)	13 (14%)	0	7
11	AK	117/129 (91%)	91 (78%)	21 (18%)	5 (4%)	3	34
12	AL	122/132 (92%)	82 (67%)	23 (19%)	17 (14%)	0	6
13	AM	122/126 (97%)	73 (60%)	26 (21%)	23 (19%)	0	3
14	AN	58/61 (95%)	49 (84%)	5 (9%)	4 (7%)	1	23
15	AO	86/89 (97%)	55 (64%)	24 (28%)	7 (8%)	1	19
16	AP	81/88 (92%)	56 (69%)	19 (24%)	6 (7%)	1	21
17	AQ	97/105 (92%)	78 (80%)	15 (16%)	4 (4%)	3	35
18	AR	68/88 (77%)	49 (72%)	15 (22%)	4 (6%)	2	27
19	AS	76/93 (82%)	37 (49%)	21 (28%)	18 (24%)	0	2
20	AT	97/106 (92%)	49 (50%)	31 (32%)	17 (18%)	0	4
21	AU	22/27 (82%)	13 (59%)	8 (36%)	1 (4%)	3	33
24	AY	662/691 (96%)	440 (66%)	137 (21%)	85 (13%)	0	8
25	B0	82/85 (96%)	66 (80%)	13 (16%)	3 (4%)	4	38
26	B1	91/98 (93%)	65 (71%)	16 (18%)	10 (11%)	0	11
27	B2	69/72 (96%)	32 (46%)	24 (35%)	13 (19%)	0	3
28	B3	57/60 (95%)	41 (72%)	11 (19%)	5 (9%)	1	17
29	B4	55/71 (78%)	28 (51%)	12 (22%)	15 (27%)	0	0
30	B5	57/60 (95%)	36 (63%)	11 (19%)	10 (18%)	0	4
31	B6	48/54 (89%)	23 (48%)	11 (23%)	14 (29%)	0	0
32	B7	46/49 (94%)	38 (83%)	5 (11%)	3 (6%)	1	25
33	B8	61/65 (94%)	34 (56%)	16 (26%)	11 (18%)	0	4
34	B9	35/37 (95%)	21 (60%)	9 (26%)	5 (14%)	0	6
37	BC	226/229 (99%)	161 (71%)	55 (24%)	10 (4%)	3	33
38	BD	273/276 (99%)	192 (70%)	47 (17%)	34 (12%)	0	8
39	BE	202/206 (98%)	120 (59%)	49 (24%)	33 (16%)	0	5

Continued on next page...

Continued from previous page...

Mol	Chain	Analysed	Favoured	Allowed	Outliers	Percentiles	
40	BF	205/210 (98%)	141 (69%)	37 (18%)	27 (13%)	0	7
41	BG	179/182 (98%)	113 (63%)	41 (23%)	25 (14%)	0	6
42	BH	164/180 (91%)	85 (52%)	43 (26%)	36 (22%)	0	2
43	BK	137/147 (93%)	87 (64%)	41 (30%)	9 (7%)	1	24
44	BL	65/121 (54%)	57 (88%)	8 (12%)	0	100	100
45	BN	136/140 (97%)	90 (66%)	28 (21%)	18 (13%)	0	7
46	BO	120/122 (98%)	95 (79%)	16 (13%)	9 (8%)	1	21
47	BP	144/150 (96%)	78 (54%)	40 (28%)	26 (18%)	0	4
48	BQ	139/141 (99%)	103 (74%)	23 (16%)	13 (9%)	1	16
49	BR	115/118 (98%)	80 (70%)	20 (17%)	15 (13%)	0	7
50	BS	96/112 (86%)	46 (48%)	30 (31%)	20 (21%)	0	3
51	BT	135/146 (92%)	76 (56%)	32 (24%)	27 (20%)	0	3
52	BU	115/118 (98%)	75 (65%)	27 (24%)	13 (11%)	0	10
53	BV	99/101 (98%)	71 (72%)	11 (11%)	17 (17%)	0	4
54	BW	111/113 (98%)	78 (70%)	22 (20%)	11 (10%)	1	14
55	BX	90/96 (94%)	58 (64%)	24 (27%)	8 (9%)	1	17
56	BY	104/110 (94%)	50 (48%)	30 (29%)	24 (23%)	0	2
57	BZ	182/206 (88%)	113 (62%)	41 (22%)	28 (15%)	0	5
All	All	6645/7104 (94%)	4394 (66%)	1440 (22%)	811 (12%)	1	8

All (811) Ramachandran outliers are listed below:

Mol	Chain	Res	Type
2	AB	20	GLU
2	AB	195	ASP
2	AB	233	SER
2	AB	239	VAL
3	AC	12	LEU
3	AC	47	LEU
3	AC	61	ALA
3	AC	95	THR
3	AC	129	ALA
3	AC	154	SER
3	AC	156	ARG
4	AD	3	ARG
4	AD	13	ARG

Continued on next page...

Continued from previous page...

Mol	Chain	Res	Type
4	AD	14	ARG
4	AD	18	LYS
4	AD	30	LYS
4	AD	44	GLY
4	AD	153	ARG
6	AF	39	LYS
7	AG	8	GLU
7	AG	52	GLU
9	AI	41	VAL
9	AI	43	ALA
9	AI	61	ALA
9	AI	89	ASN
9	AI	105	ASP
10	AJ	33	GLN
10	AJ	56	HIS
10	AJ	59	SER
10	AJ	75	ILE
11	AK	123	LYS
11	AK	127	LYS
12	AL	18	VAL
12	AL	28	LYS
12	AL	46	LYS
12	AL	47	LYS
12	AL	71	PRO
12	AL	91	LYS
12	AL	106	ASP
13	AM	11	ARG
13	AM	12	ASN
13	AM	91	ARG
13	AM	116	THR
13	AM	124	PRO
14	AN	15	LYS
15	AO	24	SER
17	AQ	13	ASP
17	AQ	49	GLU
18	AR	37	VAL
18	AR	38	GLU
18	AR	45	SER
19	AS	10	PHE
19	AS	27	GLU
19	AS	28	LYS
19	AS	29	ARG

Continued on next page...

Continued from previous page...

Mol	Chain	Res	Type
19	AS	63	THR
20	AT	48	LYS
20	AT	74	LYS
20	AT	99	LEU
24	AY	19	ALA
24	AY	21	ILE
24	AY	23	ALA
24	AY	39	ILE
24	AY	66	THR
24	AY	68	ALA
24	AY	84	THR
24	AY	85	PRO
24	AY	88	VAL
24	AY	119	GLU
24	AY	121	VAL
24	AY	129	LYS
24	AY	197	ARG
24	AY	203	GLU
24	AY	204	GLU
24	AY	206	LEU
24	AY	209	ALA
24	AY	210	ARG
24	AY	251	ILE
24	AY	276	VAL
24	AY	360	ALA
24	AY	385	THR
24	AY	396	ARG
24	AY	447	GLY
24	AY	448	GLN
24	AY	498	ILE
24	AY	505	GLY
24	AY	530	VAL
24	AY	614	GLU
25	B0	20	ARG
25	B0	74	ARG
26	B1	28	GLY
26	B1	52	ARG
26	B1	53	VAL
26	B1	85	LEU
27	B2	19	VAL
27	B2	47	ASN
27	B2	48	HIS

Continued on next page...

Continued from previous page...

Mol	Chain	Res	Type
28	B3	3	ARG
29	B4	3	GLU
29	B4	9	LEU
29	B4	26	SER
29	B4	38	LYS
29	B4	40	HIS
29	B4	43	TYR
29	B4	48	ARG
29	B4	50	VAL
30	B5	49	CYS
30	B5	53	ALA
30	B5	56	LYS
30	B5	57	VAL
31	B6	7	ILE
31	B6	9	LEU
31	B6	18	ARG
31	B6	20	ASN
31	B6	23	THR
31	B6	27	LYS
31	B6	31	PRO
31	B6	44	ARG
31	B6	52	VAL
33	B8	31	HIS
33	B8	33	ASN
33	B8	49	VAL
34	B9	2	LYS
34	B9	12	ASP
34	B9	35	ARG
38	BD	24	ILE
38	BD	25	THR
38	BD	27	THR
38	BD	34	VAL
38	BD	127	VAL
38	BD	225	ALA
38	BD	239	ARG
38	BD	246	PRO
39	BE	35	GLN
39	BE	77	ILE
39	BE	88	GLY
39	BE	90	THR
39	BE	134	ILE
39	BE	145	LYS

Continued on next page...

Continued from previous page...

Mol	Chain	Res	Type
39	BE	186	GLY
40	BF	11	VAL
40	BF	21	ALA
40	BF	64	ILE
40	BF	89	VAL
40	BF	167	ALA
41	BG	4	ASP
41	BG	6	ALA
41	BG	87	PRO
41	BG	96	ARG
41	BG	102	PHE
41	BG	109	VAL
41	BG	110	ALA
41	BG	181	ARG
42	BH	41	MET
42	BH	46	GLU
42	BH	55	PRO
42	BH	83	TYR
42	BH	85	LYS
42	BH	154	PRO
42	BH	155	SER
42	BH	156	ALA
42	BH	157	TYR
42	BH	160	LYS
42	BH	169	VAL
42	BH	173	PRO
43	BK	10	LEU
43	BK	51	ALA
43	BK	82	ALA
43	BK	115	LEU
45	BN	8	GLN
45	BN	36	GLY
45	BN	46	VAL
45	BN	47	ALA
45	BN	63	THR
45	BN	130	HIS
45	BN	133	GLN
46	BO	35	VAL
46	BO	48	PRO
47	BP	12	ALA
47	BP	14	LYS
47	BP	17	LYS

Continued on next page...

Continued from previous page...

Mol	Chain	Res	Type
47	BP	31	ALA
47	BP	48	PRO
47	BP	52	GLU
47	BP	57	THR
47	BP	58	THR
47	BP	111	ARG
47	BP	135	LEU
47	BP	147	LEU
48	BQ	27	VAL
48	BQ	135	ASP
49	BR	8	ARG
49	BR	14	SER
49	BR	45	ARG
49	BR	88	ARG
49	BR	107	ASP
49	BR	117	VAL
50	BS	13	ARG
50	BS	23	ARG
50	BS	94	TYR
50	BS	97	ARG
50	BS	100	ALA
50	BS	102	ALA
51	BT	6	LEU
51	BT	24	PRO
51	BT	30	VAL
51	BT	80	SER
51	BT	91	ARG
51	BT	103	ARG
51	BT	104	ASN
51	BT	107	ASP
51	BT	129	ARG
51	BT	132	LYS
52	BU	91	ASP
52	BU	93	LYS
52	BU	114	LYS
53	BV	18	LEU
53	BV	19	LYS
53	BV	46	VAL
53	BV	47	VAL
53	BV	67	GLY
54	BW	11	ARG
54	BW	25	ARG

Continued on next page...

Continued from previous page...

Mol	Chain	Res	Type
55	BX	12	VAL
56	BY	7	VAL
56	BY	24	VAL
56	BY	38	ILE
56	BY	48	ALA
56	BY	74	PRO
56	BY	77	PRO
56	BY	78	ALA
56	BY	98	VAL
56	BY	99	CYS
56	BY	100	ALA
57	BZ	27	VAL
57	BZ	51	ALA
57	BZ	78	LYS
57	BZ	81	ARG
57	BZ	85	HIS
57	BZ	112	ARG
57	BZ	120	ILE
57	BZ	142	SER
57	BZ	146	ILE
57	BZ	158	PRO
57	BZ	163	LEU
57	BZ	168	GLU
2	AB	12	GLU
2	AB	15	VAL
2	AB	18	GLY
2	AB	64	ARG
2	AB	128	GLU
2	AB	151	GLY
2	AB	153	ARG
2	AB	190	THR
2	AB	224	GLN
3	AC	4	LYS
3	AC	65	ALA
3	AC	96	GLY
3	AC	131	ARG
3	AC	160	ALA
4	AD	5	ILE
4	AD	32	ALA
4	AD	69	GLY
4	AD	171	GLY
5	AE	11	ILE

Continued on next page...

Continued from previous page...

Mol	Chain	Res	Type
5	AE	137	GLU
6	AF	34	GLY
7	AG	41	ARG
7	AG	90	GLU
8	AH	2	LEU
8	AH	105	ARG
9	AI	11	LYS
9	AI	34	ASN
9	AI	44	VAL
10	AJ	19	SER
10	AJ	55	LYS
10	AJ	57	LYS
10	AJ	61	GLU
12	AL	38	THR
12	AL	45	PRO
12	AL	81	SER
12	AL	87	GLY
13	AM	4	ILE
13	AM	7	VAL
13	AM	53	VAL
13	AM	55	ARG
13	AM	70	LEU
13	AM	83	ASP
13	AM	90	LEU
13	AM	100	GLY
13	AM	114	ARG
13	AM	118	ALA
14	AN	14	PRO
14	AN	16	PHE
14	AN	29	ARG
15	AO	14	GLU
16	AP	13	HIS
16	AP	34	GLU
19	AS	26	GLY
19	AS	47	HIS
19	AS	54	GLY
19	AS	62	ILE
20	AT	49	ALA
20	AT	62	LEU
20	AT	78	ALA
21	AU	3	LYS
24	AY	10	LYS

Continued on next page...

Continued from previous page...

Mol	Chain	Res	Type
24	AY	34	TYR
24	AY	92	ILE
24	AY	114	VAL
24	AY	196	ILE
24	AY	205	TYR
24	AY	361	ASN
24	AY	519	ARG
24	AY	559	PRO
24	AY	617	MET
24	AY	636	PRO
24	AY	678	GLU
26	B1	30	VAL
26	B1	84	GLY
27	B2	18	PRO
27	B2	30	ARG
28	B3	29	ARG
28	B3	38	GLU
29	B4	20	ASN
29	B4	44	THR
29	B4	51	ASP
30	B5	36	CYS
30	B5	58	LEU
30	B5	59	GLU
31	B6	28	ARG
31	B6	36	LEU
33	B8	34	TRP
33	B8	37	SER
34	B9	11	CYS
34	B9	30	PRO
37	BC	30	VAL
37	BC	38	PHE
37	BC	101	ILE
37	BC	127	LYS
37	BC	165	ARG
38	BD	12	SER
38	BD	19	ALA
38	BD	41	GLY
38	BD	42	GLY
38	BD	125	ILE
38	BD	129	ASN
38	BD	134	ARG
38	BD	198	ASN

Continued on next page...

Continued from previous page...

Mol	Chain	Res	Type
38	BD	242	ARG
39	BE	53	PRO
39	BE	54	GLN
39	BE	71	GLY
39	BE	118	LYS
39	BE	129	HIS
39	BE	189	PRO
40	BF	3	GLU
40	BF	10	PRO
40	BF	84	VAL
40	BF	115	ALA
40	BF	127	GLU
40	BF	180	GLY
40	BF	206	ILE
41	BG	14	GLU
41	BG	75	LYS
41	BG	81	LYS
41	BG	82	LEU
41	BG	84	LYS
41	BG	99	MET
42	BH	13	LYS
42	BH	21	PRO
42	BH	42	ARG
42	BH	69	ARG
42	BH	138	LYS
42	BH	158	HIS
42	BH	171	LEU
42	BH	176	ALA
43	BK	87	GLY
45	BN	57	ALA
45	BN	58	ASP
45	BN	77	GLY
45	BN	134	ARG
46	BO	5	GLN
46	BO	89	ASN
46	BO	120	GLU
47	BP	34	GLY
47	BP	47	ASP
47	BP	49	ARG
48	BQ	30	GLY
48	BQ	52	VAL
48	BQ	62	GLY

Continued on next page...

Continued from previous page...

Mol	Chain	Res	Type
48	BQ	71	ASP
49	BR	42	LYS
49	BR	58	GLY
50	BS	15	ARG
50	BS	37	ALA
50	BS	71	ARG
50	BS	85	VAL
50	BS	103	GLU
50	BS	104	GLY
50	BS	107	GLU
51	BT	3	ARG
51	BT	5	ALA
51	BT	12	SER
51	BT	28	VAL
51	BT	55	ASN
51	BT	58	ASN
51	BT	97	ALA
51	BT	130	ALA
51	BT	133	GLU
51	BT	135	ALA
52	BU	27	LEU
52	BU	52	ARG
52	BU	110	VAL
53	BV	2	PHE
53	BV	22	VAL
53	BV	26	ASP
53	BV	53	GLU
53	BV	55	ALA
53	BV	78	LYS
54	BW	6	ILE
54	BW	63	ASP
55	BX	6	ASP
55	BX	42	ALA
55	BX	87	GLN
55	BX	93	GLU
56	BY	17	SER
56	BY	41	GLY
56	BY	60	PHE
56	BY	92	ASN
56	BY	104	GLY
57	BZ	5	LEU
57	BZ	30	ASN

Continued on next page...

Continued from previous page...

Mol	Chain	Res	Type
57	BZ	80	ARG
57	BZ	121	HIS
57	BZ	128	VAL
57	BZ	148	ASP
57	BZ	180	VAL
57	BZ	185	GLU
2	AB	13	ALA
2	AB	95	GLN
2	AB	120	ALA
2	AB	129	GLU
2	AB	207	ALA
2	AB	238	LEU
3	AC	35	GLU
3	AC	165	THR
3	AC	206	GLU
4	AD	40	PRO
4	AD	156	GLU
5	AE	8	GLU
5	AE	118	ILE
5	AE	136	MET
7	AG	10	ARG
7	AG	131	LYS
9	AI	121	ARG
12	AL	27	LEU
12	AL	121	GLY
13	AM	5	ALA
15	AO	77	ARG
17	AQ	89	LEU
19	AS	61	TYR
19	AS	66	MET
19	AS	73	GLU
20	AT	69	GLY
20	AT	96	GLY
24	AY	100	VAL
24	AY	120	THR
24	AY	148	LEU
24	AY	299	VAL
24	AY	347	GLY
24	AY	371	ALA
24	AY	399	LEU
24	AY	416	LYS
24	AY	418	LYS

Continued on next page...

Continued from previous page...

Mol	Chain	Res	Type
24	AY	458	HIS
24	AY	471	LYS
24	AY	502	GLY
24	AY	532	GLY
24	AY	535	PRO
24	AY	631	ILE
24	AY	666	ARG
27	B2	20	GLU
27	B2	21	LEU
27	B2	58	ALA
28	B3	32	GLN
28	B3	39	ASP
29	B4	2	LYS
32	B7	18	PHE
33	B8	40	GLU
33	B8	61	LEU
37	BC	12	LEU
37	BC	168	LYS
38	BD	3	VAL
38	BD	30	GLU
38	BD	35	LYS
38	BD	36	PRO
38	BD	206	LEU
38	BD	267	SER
39	BE	44	TYR
39	BE	46	ALA
39	BE	64	LYS
39	BE	66	HIS
39	BE	72	VAL
39	BE	86	PRO
39	BE	94	GLU
39	BE	130	GLY
39	BE	144	ARG
40	BF	108	LYS
41	BG	36	LYS
41	BG	43	LEU
41	BG	47	LYS
41	BG	103	LEU
41	BG	163	ALA
42	BH	81	GLU
42	BH	98	LEU
42	BH	126	PRO

Continued on next page...

Continued from previous page...

Mol	Chain	Res	Type
42	BH	165	ALA
43	BK	16	LYS
45	BN	40	PRO
45	BN	129	PRO
46	BO	29	ASN
46	BO	68	GLU
46	BO	100	GLY
47	BP	23	PRO
47	BP	33	ARG
48	BQ	53	ALA
48	BQ	139	GLU
49	BR	102	GLU
50	BS	89	ARG
50	BS	92	TYR
50	BS	105	ALA
51	BT	41	ARG
52	BU	51	LYS
52	BU	67	ALA
53	BV	3	ALA
53	BV	50	PRO
54	BW	18	ARG
55	BX	19	ALA
56	BY	39	VAL
56	BY	46	LYS
56	BY	67	LEU
56	BY	81	LYS
57	BZ	83	PRO
57	BZ	152	ALA
57	BZ	159	PRO
57	BZ	170	THR
2	AB	24	TRP
2	AB	79	ASP
2	AB	97	TRP
2	AB	130	ARG
2	AB	150	SER
2	AB	216	SER
3	AC	15	THR
3	AC	135	LYS
5	AE	72	GLN
5	AE	140	ARG
6	AF	43	LEU
8	AH	104	ARG

Continued on next page...

Continued from previous page...

Mol	Chain	Res	Type
9	AI	12	GLU
9	AI	33	PHE
9	AI	54	ASP
10	AJ	84	GLN
10	AJ	91	PRO
12	AL	19	ARG
12	AL	51	ALA
12	AL	92	ASP
13	AM	121	LYS
15	AO	86	GLY
19	AS	5	LEU
19	AS	25	LYS
19	AS	51	VAL
20	AT	39	LYS
20	AT	61	SER
20	AT	97	ALA
20	AT	100	ILE
20	AT	104	LEU
24	AY	25	LYS
24	AY	75	LYS
24	AY	112	GLN
24	AY	239	GLU
24	AY	283	PRO
24	AY	314	PHE
24	AY	402	ILE
24	AY	486	THR
24	AY	506	GLN
24	AY	577	SER
24	AY	598	ASP
24	AY	656	ALA
24	AY	680	PRO
27	B2	26	ARG
31	B6	16	CYS
33	B8	3	LYS
33	B8	35	GLN
37	BC	166	ASN
38	BD	28	GLU
38	BD	214	TRP
38	BD	274	ARG
39	BE	52	LEU
39	BE	55	ASN
39	BE	57	LYS

Continued on next page...

Continued from previous page...

Mol	Chain	Res	Type
39	BE	75	VAL
39	BE	83	ASP
40	BF	2	LYS
40	BF	122	LYS
40	BF	126	VAL
40	BF	134	GLY
40	BF	168	ARG
41	BG	22	ARG
41	BG	116	ASP
42	BH	20	ALA
42	BH	47	GLU
42	BH	110	SER
42	BH	137	ASP
42	BH	174	GLY
43	BK	62	ASP
47	BP	39	LYS
47	BP	43	GLY
47	BP	81	GLN
47	BP	106	LEU
47	BP	123	LEU
50	BS	99	LYS
51	BT	26	ASP
51	BT	81	PRO
51	BT	88	ILE
51	BT	90	GLN
52	BU	46	ALA
53	BV	16	PRO
54	BW	93	ALA
55	BX	11	PRO
56	BY	90	LEU
57	BZ	42	VAL
57	BZ	166	SER
2	AB	65	GLY
2	AB	152	PHE
2	AB	157	ARG
2	AB	165	VAL
4	AD	179	GLU
4	AD	191	ARG
4	AD	193	ASP
6	AF	51	PRO
7	AG	14	PRO
7	AG	80	VAL

Continued on next page...

Continued from previous page...

Mol	Chain	Res	Type
7	AG	150	ALA
9	AI	55	ALA
9	AI	106	ALA
11	AK	34	ASP
13	AM	10	PRO
13	AM	21	TYR
15	AO	27	VAL
16	AP	54	GLU
16	AP	61	SER
17	AQ	25	ARG
18	AR	87	ARG
20	AT	25	ARG
20	AT	44	ALA
20	AT	95	ALA
24	AY	24	GLY
24	AY	90	PHE
24	AY	123	ARG
24	AY	303	PRO
24	AY	380	LEU
24	AY	406	GLU
24	AY	408	VAL
24	AY	456	GLU
24	AY	548	GLU
26	B1	54	ALA
26	B1	78	LYS
26	B1	86	SER
27	B2	51	ARG
30	B5	3	LYS
32	B7	17	GLY
33	B8	43	GLN
37	BC	107	GLY
38	BD	268	ARG
38	BD	273	ARG
39	BE	2	LYS
39	BE	45	THR
39	BE	84	PHE
39	BE	98	PRO
39	BE	178	GLU
40	BF	27	GLU
40	BF	66	PRO
40	BF	69	HIS
41	BG	97	ASP

Continued on next page...

Continued from previous page...

Mol	Chain	Res	Type
41	BG	126	ASP
41	BG	166	ASP
42	BH	95	ARG
43	BK	48	MET
45	BN	125	GLY
46	BO	18	LYS
47	BP	10	PRO
47	BP	141	ALA
48	BQ	22	LYS
48	BQ	59	ARG
48	BQ	134	ARG
49	BR	31	HIS
49	BR	61	HIS
49	BR	83	ILE
50	BS	57	LYS
51	BT	105	LEU
52	BU	53	ARG
52	BU	66	ASN
53	BV	31	ALA
54	BW	9	TYR
54	BW	14	PRO
55	BX	22	ALA
57	BZ	165	VAL
2	AB	78	GLN
2	AB	83	MET
3	AC	66	VAL
4	AD	123	HIS
5	AE	146	ALA
10	AJ	23	ILE
11	AK	57	THR
12	AL	40	VAL
13	AM	113	PRO
19	AS	42	PRO
24	AY	386	GLY
25	B0	42	GLY
26	B1	36	GLY
27	B2	14	ARG
29	B4	8	LYS
30	B5	4	HIS
31	B6	19	ARG
31	B6	41	PRO
39	BE	58	ARG

Continued on next page...

Continued from previous page...

Mol	Chain	Res	Type
40	BF	58	ALA
40	BF	85	GLY
42	BH	92	ILE
45	BN	60	ILE
45	BN	112	LEU
45	BN	127	ASP
49	BR	4	LEU
49	BR	49	ASP
54	BW	65	LEU
54	BW	67	ASP
56	BY	3	VAL
2	AB	232	PRO
5	AE	96	PRO
5	AE	129	ILE
15	AO	11	VAL
20	AT	41	ILE
24	AY	42	ILE
24	AY	65	ILE
24	AY	200	PRO
24	AY	415	PRO
27	B2	17	SER
32	B7	25	PRO
37	BC	17	PRO
40	BF	9	ILE
40	BF	14	PRO
40	BF	82	ILE
42	BH	151	ILE
48	BQ	108	GLY
53	BV	54	GLY
54	BW	112	GLY
56	BY	37	VAL
2	AB	230	VAL
3	AC	55	VAL
11	AK	95	ILE
16	AP	62	VAL
19	AS	9	VAL
27	B2	41	ILE
29	B4	5	ILE
38	BD	10	THR
38	BD	244	ARG
42	BH	107	VAL
45	BN	5	VAL

Continued on next page...

Continued from previous page...

Mol	Chain	Res	Type
48	BQ	122	GLY
50	BS	22	GLY
50	BS	90	GLY
52	BU	26	GLY
52	BU	90	VAL
56	BY	59	GLY
56	BY	75	ILE
57	BZ	133	ILE
2	AB	131	PRO
9	AI	67	GLY
9	AI	80	GLY
13	AM	54	VAL
13	AM	78	ILE
15	AO	75	PRO
16	AP	45	THR
19	AS	59	PRO
30	B5	50	GLY
33	B8	28	GLY
38	BD	197	GLY
38	BD	234	GLY
40	BF	25	PRO
41	BG	129	GLY
42	BH	45	VAL
42	BH	48	GLY
47	BP	146	VAL
49	BR	46	GLY
51	BT	15	VAL
4	AD	7	PRO
4	AD	88	VAL
7	AG	42	ILE
10	AJ	36	GLY
13	AM	60	VAL
24	AY	618	GLY
29	B4	28	LYS
38	BD	228	PRO
42	BH	39	PRO
47	BP	9	ASN
53	BV	51	VAL
10	AJ	53	PRO
43	BK	73	PRO
47	BP	83	VAL
38	BD	245	PRO

5.3.2 Protein sidechains ⓘ

In the following table, the Percentiles column shows the percent sidechain outliers of the chain as a percentile score with respect to all PDB entries followed by that with respect to all EM entries.

The Analysed column shows the number of residues for which the sidechain conformation was analysed, and the total number of residues.

Mol	Chain	Analysed	Rotameric	Outliers	Percentiles	
2	AB	202/220 (92%)	177 (88%)	25 (12%)	6	30
3	AC	160/188 (85%)	134 (84%)	26 (16%)	3	20
4	AD	180/181 (99%)	162 (90%)	18 (10%)	9	38
5	AE	115/123 (94%)	100 (87%)	15 (13%)	5	28
6	AF	90/90 (100%)	81 (90%)	9 (10%)	9	38
7	AG	126/127 (99%)	116 (92%)	10 (8%)	15	51
8	AH	119/119 (100%)	105 (88%)	14 (12%)	6	32
9	AI	98/99 (99%)	88 (90%)	10 (10%)	9	37
10	AJ	88/92 (96%)	73 (83%)	15 (17%)	2	18
11	AK	90/99 (91%)	85 (94%)	5 (6%)	26	62
12	AL	104/109 (95%)	90 (86%)	14 (14%)	5	27
13	AM	99/101 (98%)	87 (88%)	12 (12%)	6	31
14	AN	49/50 (98%)	45 (92%)	4 (8%)	14	49
15	AO	79/80 (99%)	69 (87%)	10 (13%)	5	29
16	AP	72/74 (97%)	67 (93%)	5 (7%)	19	56
17	AQ	94/97 (97%)	82 (87%)	12 (13%)	5	29
18	AR	61/77 (79%)	58 (95%)	3 (5%)	31	67
19	AS	69/80 (86%)	57 (83%)	12 (17%)	2	17
20	AT	76/82 (93%)	67 (88%)	9 (12%)	6	32
21	AU	19/22 (86%)	19 (100%)	0	100	100
24	AY	563/582 (97%)	478 (85%)	85 (15%)	3	23
25	B0	66/67 (98%)	58 (88%)	8 (12%)	6	31
26	B1	78/83 (94%)	61 (78%)	17 (22%)	1	9
27	B2	66/67 (98%)	58 (88%)	8 (12%)	6	31
28	B3	51/52 (98%)	44 (86%)	7 (14%)	4	27
29	B4	51/63 (81%)	34 (67%)	17 (33%)	0	2

Continued on next page...

Continued from previous page...

Mol	Chain	Analysed	Rotameric	Outliers	Percentiles	
30	B5	51/52 (98%)	45 (88%)	6 (12%)	6	32
31	B6	49/52 (94%)	35 (71%)	14 (29%)	0	3
32	B7	41/42 (98%)	36 (88%)	5 (12%)	6	31
33	B8	53/55 (96%)	45 (85%)	8 (15%)	3	23
34	B9	34/34 (100%)	29 (85%)	5 (15%)	4	24
37	BC	180/181 (99%)	166 (92%)	14 (8%)	16	51
38	BD	217/218 (100%)	179 (82%)	38 (18%)	2	16
39	BE	165/166 (99%)	135 (82%)	30 (18%)	2	15
40	BF	165/166 (99%)	151 (92%)	14 (8%)	13	48
41	BG	155/156 (99%)	121 (78%)	34 (22%)	1	9
42	BH	136/148 (92%)	124 (91%)	12 (9%)	12	45
43	BK	104/111 (94%)	88 (85%)	16 (15%)	3	22
44	BL	46/85 (54%)	43 (94%)	3 (6%)	21	58
45	BN	117/119 (98%)	98 (84%)	19 (16%)	3	20
46	BO	100/100 (100%)	90 (90%)	10 (10%)	9	38
47	BP	112/116 (97%)	89 (80%)	23 (20%)	1	10
48	BQ	111/111 (100%)	94 (85%)	17 (15%)	3	22
49	BR	100/101 (99%)	85 (85%)	15 (15%)	3	23
50	BS	77/88 (88%)	67 (87%)	10 (13%)	5	28
51	BT	120/127 (94%)	97 (81%)	23 (19%)	2	13
52	BU	92/94 (98%)	84 (91%)	8 (9%)	13	45
53	BV	82/82 (100%)	71 (87%)	11 (13%)	5	27
54	BW	91/92 (99%)	82 (90%)	9 (10%)	10	39
55	BX	74/78 (95%)	62 (84%)	12 (16%)	3	20
56	BY	87/91 (96%)	75 (86%)	12 (14%)	4	27
57	BZ	162/179 (90%)	133 (82%)	29 (18%)	2	15
All	All	5586/5868 (95%)	4819 (86%)	767 (14%)	9	27

All (767) residues with a non-rotameric sidechain are listed below:

Mol	Chain	Res	Type
2	AB	15	VAL
2	AB	17	PHE

Continued on next page...

Continued from previous page...

Mol	Chain	Res	Type
2	AB	24	TRP
2	AB	36	ARG
2	AB	44	LEU
2	AB	79	ASP
2	AB	101	MET
2	AB	111	ARG
2	AB	114	ARG
2	AB	129	GLU
2	AB	137	ARG
2	AB	152	PHE
2	AB	156	LYS
2	AB	162	ILE
2	AB	172	ILE
2	AB	178	ARG
2	AB	185	ILE
2	AB	192	SER
2	AB	200	ILE
2	AB	204	ASN
2	AB	205	ASP
2	AB	210	SER
2	AB	220	ASP
2	AB	221	LEU
2	AB	238	LEU
3	AC	5	ILE
3	AC	14	ILE
3	AC	16	ARG
3	AC	29	TYR
3	AC	34	LEU
3	AC	38	ARG
3	AC	49	SER
3	AC	52	LEU
3	AC	56	ASP
3	AC	62	ASP
3	AC	72	LYS
3	AC	79	ARG
3	AC	83	ARG
3	AC	85	ARG
3	AC	95	THR
3	AC	98	ASN
3	AC	125	GLU
3	AC	127	ARG
3	AC	156	ARG

Continued on next page...

Continued from previous page...

Mol	Chain	Res	Type
3	AC	164	ARG
3	AC	165	THR
3	AC	166	GLU
3	AC	167	TRP
3	AC	178	LEU
3	AC	179	ARG
3	AC	204	LEU
4	AD	3	ARG
4	AD	9	CYS
4	AD	12	CYS
4	AD	15	GLU
4	AD	22	LYS
4	AD	36	ARG
4	AD	49	ARG
4	AD	57	ARG
4	AD	70	ILE
4	AD	73	ARG
4	AD	78	LEU
4	AD	96	LEU
4	AD	114	ARG
4	AD	127	THR
4	AD	131	ARG
4	AD	132	ARG
4	AD	135	LEU
4	AD	168	ARG
5	AE	10	MET
5	AE	12	LEU
5	AE	18	ARG
5	AE	20	GLN
5	AE	41	VAL
5	AE	56	GLN
5	AE	64	ARG
5	AE	67	VAL
5	AE	73	ASN
5	AE	75	THR
5	AE	76	ILE
5	AE	79	GLU
5	AE	101	ILE
5	AE	117	ASP
5	AE	144	THR
6	AF	15	ASP
6	AF	32	ASN

Continued on next page...

Continued from previous page...

Mol	Chain	Res	Type
6	AF	43	LEU
6	AF	47	ARG
6	AF	56	PRO
6	AF	69	GLU
6	AF	77	ARG
6	AF	86	ARG
6	AF	98	LEU
7	AG	27	ILE
7	AG	30	ILE
7	AG	57	GLU
7	AG	66	VAL
7	AG	75	VAL
7	AG	79	ARG
7	AG	104	LEU
7	AG	113	GLU
7	AG	137	LYS
7	AG	151	TYR
8	AH	1	MET
8	AH	18	ARG
8	AH	25	ASP
8	AH	39	LEU
8	AH	54	ASP
8	AH	91	ARG
8	AH	92	ARG
8	AH	98	LYS
8	AH	102	ARG
8	AH	104	ARG
8	AH	109	ILE
8	AH	112	LEU
8	AH	118	VAL
8	AH	133	LEU
9	AI	10	ARG
9	AI	32	ASP
9	AI	53	VAL
9	AI	59	PHE
9	AI	85	LEU
9	AI	95	LYS
9	AI	96	LEU
9	AI	114	TYR
9	AI	121	ARG
9	AI	128	ARG
10	AJ	4	ILE

Continued on next page...

Continued from previous page...

Mol	Chain	Res	Type
10	AJ	19	SER
10	AJ	22	LYS
10	AJ	40	LEU
10	AJ	50	ILE
10	AJ	55	LYS
10	AJ	59	SER
10	AJ	62	HIS
10	AJ	63	PHE
10	AJ	70	ARG
10	AJ	76	ASN
10	AJ	89	ASP
10	AJ	91	PRO
10	AJ	96	ILE
10	AJ	98	ILE
11	AK	21	ILE
11	AK	29	ILE
11	AK	31	THR
11	AK	57	THR
11	AK	63	LEU
12	AL	7	ILE
12	AL	13	LYS
12	AL	16	GLU
12	AL	20	LYS
12	AL	38	THR
12	AL	47	LYS
12	AL	53	ARG
12	AL	75	HIS
12	AL	81	SER
12	AL	85	ILE
12	AL	91	LYS
12	AL	98	TYR
12	AL	105	TYR
12	AL	113	ARG
13	AM	47	ASP
13	AM	57	ARG
13	AM	64	TRP
13	AM	66	LEU
13	AM	70	LEU
13	AM	108	ARG
13	AM	113	PRO
13	AM	115	LYS
13	AM	120	LYS

Continued on next page...

Continued from previous page...

Mol	Chain	Res	Type
13	AM	121	LYS
13	AM	122	LYS
13	AM	124	PRO
14	AN	14	PRO
14	AN	16	PHE
14	AN	29	ARG
14	AN	41	ARG
15	AO	10	LYS
15	AO	18	PHE
15	AO	24	SER
15	AO	31	LEU
15	AO	39	LEU
15	AO	57	LEU
15	AO	65	ARG
15	AO	67	LEU
15	AO	82	ILE
15	AO	88	ARG
16	AP	1	MET
16	AP	2	VAL
16	AP	11	SER
16	AP	32	TYR
16	AP	69	THR
17	AQ	7	THR
17	AQ	9	VAL
17	AQ	23	VAL
17	AQ	35	VAL
17	AQ	38	ARG
17	AQ	48	GLU
17	AQ	49	GLU
17	AQ	52	LYS
17	AQ	59	ILE
17	AQ	74	LEU
17	AQ	78	GLU
17	AQ	87	LYS
18	AR	19	LYS
18	AR	29	PHE
18	AR	31	LEU
19	AS	4	SER
19	AS	5	LEU
19	AS	6	LYS
19	AS	7	LYS
19	AS	15	LEU

Continued on next page...

Continued from previous page...

Mol	Chain	Res	Type
19	AS	29	ARG
19	AS	30	LEU
19	AS	34	TRP
19	AS	37	ARG
19	AS	44	MET
19	AS	66	MET
19	AS	77	THR
20	AT	13	LEU
20	AT	24	LEU
20	AT	26	ASN
20	AT	42	GLN
20	AT	50	GLU
20	AT	74	LYS
20	AT	75	ASN
20	AT	84	LEU
20	AT	93	GLU
24	AY	4	LYS
24	AY	12	LEU
24	AY	20	HIS
24	AY	21	ILE
24	AY	40	HIS
24	AY	65	ILE
24	AY	83	ASP
24	AY	85	PRO
24	AY	89	ASP
24	AY	92	ILE
24	AY	96	ARG
24	AY	99	ARG
24	AY	100	VAL
24	AY	101	LEU
24	AY	102	ASP
24	AY	111	SER
24	AY	117	GLN
24	AY	122	TRP
24	AY	124	GLN
24	AY	130	VAL
24	AY	132	ARG
24	AY	137	ASN
24	AY	152	THR
24	AY	157	LEU
24	AY	170	ARG
24	AY	173	THR

Continued on next page...

Continued from previous page...

Mol	Chain	Res	Type
24	AY	186	TYR
24	AY	192	LEU
24	AY	194	THR
24	AY	197	ARG
24	AY	201	ILE
24	AY	204	GLU
24	AY	218	GLU
24	AY	238	THR
24	AY	240	GLU
24	AY	242	LEU
24	AY	252	ASP
24	AY	259	PHE
24	AY	260	LEU
24	AY	270	GLN
24	AY	289	ILE
24	AY	298	VAL
24	AY	299	VAL
24	AY	312	LEU
24	AY	319	ASP
24	AY	326	THR
24	AY	343	ASN
24	AY	354	ARG
24	AY	357	ARG
24	AY	378	VAL
24	AY	381	LYS
24	AY	388	THR
24	AY	406	GLU
24	AY	410	ASP
24	AY	418	LYS
24	AY	420	ASP
24	AY	421	GLN
24	AY	426	GLN
24	AY	428	LEU
24	AY	438	PHE
24	AY	440	VAL
24	AY	445	GLU
24	AY	468	ARG
24	AY	476	VAL
24	AY	481	VAL
24	AY	487	ILE
24	AY	501	THR
24	AY	504	ARG

Continued on next page...

Continued from previous page...

Mol	Chain	Res	Type
24	AY	507	TYR
24	AY	509	HIS
24	AY	512	ILE
24	AY	515	GLU
24	AY	525	PHE
24	AY	527	ASN
24	AY	567	LEU
24	AY	569	ASP
24	AY	572	TYR
24	AY	595	GLN
24	AY	614	GLU
24	AY	625	ASN
24	AY	630	GLN
24	AY	631	ILE
24	AY	634	MET
24	AY	657	THR
24	AY	685	GLU
25	B0	5	LYS
25	B0	11	ARG
25	B0	20	ARG
25	B0	27	GLU
25	B0	41	ARG
25	B0	60	PHE
25	B0	75	LEU
25	B0	84	LEU
26	B1	3	LYS
26	B1	17	SER
26	B1	18	ILE
26	B1	26	ARG
26	B1	39	LYS
26	B1	43	TYR
26	B1	45	ASN
26	B1	46	LEU
26	B1	56	GLN
26	B1	65	SER
26	B1	69	LYS
26	B1	72	GLU
26	B1	73	LEU
26	B1	75	GLU
26	B1	80	LEU
26	B1	83	GLU
26	B1	95	LEU

Continued on next page...

Continued from previous page...

Mol	Chain	Res	Type
27	B2	3	LEU
27	B2	30	ARG
27	B2	32	LEU
27	B2	38	GLN
27	B2	44	LEU
27	B2	52	ASP
27	B2	53	LEU
27	B2	59	ARG
28	B3	8	LEU
28	B3	15	TYR
28	B3	28	LEU
28	B3	29	ARG
28	B3	35	ARG
28	B3	38	GLU
28	B3	48	GLU
29	B4	1	MET
29	B4	5	ILE
29	B4	8	LYS
29	B4	9	LEU
29	B4	10	VAL
29	B4	13	ARG
29	B4	14	ILE
29	B4	20	ASN
29	B4	25	TYR
29	B4	32	TYR
29	B4	40	HIS
29	B4	42	PHE
29	B4	43	TYR
29	B4	48	ARG
29	B4	49	PHE
29	B4	51	ASP
29	B4	55	ARG
30	B5	3	LYS
30	B5	4	HIS
30	B5	23	HIS
30	B5	51	TYR
30	B5	55	ARG
30	B5	58	LEU
31	B6	6	ARG
31	B6	9	LEU
31	B6	10	LEU
31	B6	11	LEU

Continued on next page...

Continued from previous page...

Mol	Chain	Res	Type
31	B6	14	THR
31	B6	15	GLU
31	B6	18	ARG
31	B6	23	THR
31	B6	28	ARG
31	B6	30	THR
31	B6	31	PRO
31	B6	38	LYS
31	B6	39	TYR
31	B6	42	TRP
32	B7	1	MET
32	B7	4	THR
32	B7	8	ASN
32	B7	41	ARG
32	B7	48	LYS
33	B8	30	ARG
33	B8	31	HIS
33	B8	32	LEU
33	B8	33	ASN
33	B8	34	TRP
33	B8	44	LYS
33	B8	61	LEU
33	B8	64	TYR
34	B9	1	MET
34	B9	2	LYS
34	B9	10	ILE
34	B9	11	CYS
34	B9	29	ASN
37	BC	15	VAL
37	BC	21	TYR
37	BC	28	ARG
37	BC	39	ASP
37	BC	53	ARG
37	BC	54	ARG
37	BC	74	ARG
37	BC	100	ILE
37	BC	117	THR
37	BC	149	ASN
37	BC	184	GLU
37	BC	185	LYS
37	BC	195	ARG
37	BC	212	SER

Continued on next page...

Continued from previous page...

Mol	Chain	Res	Type
38	BD	10	THR
38	BD	23	GLU
38	BD	24	ILE
38	BD	26	LYS
38	BD	35	LYS
38	BD	37	LEU
38	BD	43	ARG
38	BD	61	LEU
38	BD	65	ILE
38	BD	67	PHE
38	BD	87	ASN
38	BD	89	SER
38	BD	91	ARG
38	BD	92	ILE
38	BD	95	LEU
38	BD	96	HIS
38	BD	106	ILE
38	BD	111	LEU
38	BD	117	VAL
38	BD	131	LEU
38	BD	151	LYS
38	BD	157	ARG
38	BD	166	GLN
38	BD	183	ARG
38	BD	192	THR
38	BD	200	ASP
38	BD	202	LYS
38	BD	211	ARG
38	BD	228	PRO
38	BD	244	ARG
38	BD	245	PRO
38	BD	246	PRO
38	BD	257	LEU
38	BD	260	ARG
38	BD	266	SER
38	BD	270	ILE
38	BD	273	ARG
38	BD	275	LYS
39	BE	4	ILE
39	BE	9	VAL
39	BE	18	ASP
39	BE	22	PRO

Continued on next page...

Continued from previous page...

Mol	Chain	Res	Type
39	BE	24	THR
39	BE	26	ILE
39	BE	36	ARG
39	BE	49	LEU
39	BE	59	VAL
39	BE	61	ARG
39	BE	67	PHE
39	BE	69	LYS
39	BE	76	ARG
39	BE	78	LEU
39	BE	79	ARG
39	BE	86	PRO
39	BE	94	GLU
39	BE	95	ILE
39	BE	118	LYS
39	BE	119	ARG
39	BE	122	PHE
39	BE	134	ILE
39	BE	144	ARG
39	BE	178	GLU
39	BE	179	GLU
39	BE	181	LEU
39	BE	184	VAL
39	BE	192	ASN
39	BE	197	ILE
39	BE	202	LYS
40	BF	19	GLU
40	BF	28	ILE
40	BF	41	LEU
40	BF	62	ARG
40	BF	66	PRO
40	BF	70	THR
40	BF	83	PHE
40	BF	123	LEU
40	BF	125	LEU
40	BF	149	ASP
40	BF	160	ASN
40	BF	165	ARG
40	BF	175	THR
40	BF	179	GLU
41	BG	4	ASP
41	BG	14	GLU

Continued on next page...

Continued from previous page...

Mol	Chain	Res	Type
41	BG	16	ARG
41	BG	22	ARG
41	BG	27	ASN
41	BG	33	ARG
41	BG	34	LEU
41	BG	36	LYS
41	BG	45	GLU
41	BG	47	LYS
41	BG	60	LEU
41	BG	64	THR
41	BG	67	LYS
41	BG	71	THR
41	BG	74	LYS
41	BG	77	ILE
41	BG	80	PHE
41	BG	83	ARG
41	BG	91	ARG
41	BG	98	ARG
41	BG	118	ARG
41	BG	128	ARG
41	BG	135	LEU
41	BG	138	GLN
41	BG	139	LEU
41	BG	140	ILE
41	BG	145	THR
41	BG	147	ASP
41	BG	148	MET
41	BG	150	ASP
41	BG	152	LEU
41	BG	159	VAL
41	BG	166	ASP
41	BG	180	PHE
42	BH	15	VAL
42	BH	46	GLU
42	BH	49	VAL
42	BH	53	GLU
42	BH	54	ARG
42	BH	71	LEU
42	BH	83	TYR
42	BH	89	ILE
42	BH	104	GLU
42	BH	116	GLU

Continued on next page...

Continued from previous page...

Mol	Chain	Res	Type
42	BH	143	GLN
42	BH	158	HIS
43	BK	2	LYS
43	BK	4	VAL
43	BK	5	VAL
43	BK	29	GLN
43	BK	30	HIS
43	BK	34	ILE
43	BK	38	VAL
43	BK	47	ASN
43	BK	65	PHE
43	BK	70	LYS
43	BK	77	LEU
43	BK	86	LYS
43	BK	95	LYS
43	BK	101	TRP
43	BK	105	LEU
43	BK	117	THR
44	BL	65	LYS
44	BL	73	ARG
44	BL	120	LYS
45	BN	1	MET
45	BN	4	TYR
45	BN	23	LEU
45	BN	25	ARG
45	BN	26	LEU
45	BN	34	LEU
45	BN	39	ARG
45	BN	41	ASP
45	BN	45	ASN
45	BN	48	MET
45	BN	56	ASN
45	BN	63	THR
45	BN	65	LYS
45	BN	87	LEU
45	BN	96	GLU
45	BN	109	LYS
45	BN	120	LEU
45	BN	123	TYR
45	BN	127	ASP
46	BO	23	ARG
46	BO	38	VAL

Continued on next page...

Continued from previous page...

Mol	Chain	Res	Type
46	BO	40	VAL
46	BO	45	GLU
46	BO	48	PRO
46	BO	49	ARG
46	BO	69	ILE
46	BO	87	ILE
46	BO	105	GLU
46	BO	117	LEU
47	BP	7	ARG
47	BP	13	ASN
47	BP	16	ARG
47	BP	18	ARG
47	BP	29	LYS
47	BP	39	LYS
47	BP	41	ARG
47	BP	42	SER
47	BP	57	THR
47	BP	60	MET
47	BP	61	ARG
47	BP	62	LEU
47	BP	64	LYS
47	BP	70	GLN
47	BP	75	ILE
47	BP	76	LYS
47	BP	81	GLN
47	BP	85	LEU
47	BP	91	PHE
47	BP	108	LYS
47	BP	114	ILE
47	BP	115	LEU
47	BP	146	VAL
48	BQ	14	ARG
48	BQ	17	LEU
48	BQ	45	GLN
48	BQ	46	GLN
48	BQ	56	ARG
48	BQ	58	PHE
48	BQ	65	PHE
48	BQ	67	ARG
48	BQ	76	LYS
48	BQ	79	LEU
48	BQ	81	VAL

Continued on next page...

Continued from previous page...

Mol	Chain	Res	Type
48	BQ	104	PHE
48	BQ	133	ARG
48	BQ	134	ARG
48	BQ	135	ASP
48	BQ	137	TYR
48	BQ	138	ASP
49	BR	8	ARG
49	BR	27	SER
49	BR	30	THR
49	BR	45	ARG
49	BR	47	PHE
49	BR	49	ASP
49	BR	65	LEU
49	BR	71	GLN
49	BR	74	LYS
49	BR	80	PHE
49	BR	94	TYR
49	BR	97	VAL
49	BR	99	LYS
49	BR	100	LEU
49	BR	118	GLU
50	BS	11	LYS
50	BS	13	ARG
50	BS	29	PHE
50	BS	36	TYR
50	BS	42	ASP
50	BS	56	LEU
50	BS	67	ARG
50	BS	97	ARG
50	BS	101	LEU
50	BS	106	ARG
51	BT	6	LEU
51	BT	13	ARG
51	BT	14	TYR
51	BT	16	ARG
51	BT	17	THR
51	BT	18	ASP
51	BT	24	PRO
51	BT	32	TYR
51	BT	38	ASN
51	BT	49	VAL
51	BT	58	ASN

Continued on next page...

Continued from previous page...

Mol	Chain	Res	Type
51	BT	65	LYS
51	BT	78	LEU
51	BT	82	LEU
51	BT	90	GLN
51	BT	100	TYR
51	BT	108	ARG
51	BT	112	ARG
51	BT	114	LEU
51	BT	115	ARG
51	BT	128	GLU
51	BT	129	ARG
51	BT	132	LYS
52	BU	20	LEU
52	BU	49	HIS
52	BU	63	VAL
52	BU	74	LEU
52	BU	79	PHE
52	BU	92	ARG
52	BU	108	GLU
52	BU	112	ARG
53	BV	18	LEU
53	BV	19	LYS
53	BV	21	ARG
53	BV	37	VAL
53	BV	39	LEU
53	BV	46	VAL
53	BV	79	VAL
53	BV	89	GLN
53	BV	95	LEU
53	BV	98	GLU
53	BV	99	ILE
54	BW	9	TYR
54	BW	11	ARG
54	BW	40	ASN
54	BW	52	GLU
54	BW	62	HIS
54	BW	70	TYR
54	BW	88	ARG
54	BW	98	LYS
54	BW	107	LEU
55	BX	3	THR
55	BX	27	THR

Continued on next page...

Continued from previous page...

Mol	Chain	Res	Type
55	BX	28	PHE
55	BX	37	THR
55	BX	38	GLU
55	BX	51	VAL
55	BX	56	THR
55	BX	57	LEU
55	BX	66	LEU
55	BX	68	ARG
55	BX	76	ARG
55	BX	81	VAL
56	BY	2	ARG
56	BY	7	VAL
56	BY	9	LYS
56	BY	20	TYR
56	BY	29	GLU
56	BY	51	VAL
56	BY	53	PRO
56	BY	55	TYR
56	BY	77	PRO
56	BY	79	CYS
56	BY	90	LEU
56	BY	102	CYS
57	BZ	5	LEU
57	BZ	6	LYS
57	BZ	8	TYR
57	BZ	11	GLU
57	BZ	18	LEU
57	BZ	28	MET
57	BZ	29	TYR
57	BZ	30	ASN
57	BZ	31	ARG
57	BZ	34	ASN
57	BZ	55	HIS
57	BZ	63	ASP
57	BZ	67	LEU
57	BZ	72	ARG
57	BZ	78	LYS
57	BZ	83	PRO
57	BZ	87	ASP
57	BZ	92	SER
57	BZ	112	ARG
57	BZ	123	ASP

Continued on next page...

Continued from previous page...

Mol	Chain	Res	Type
57	BZ	127	LYS
57	BZ	140	ASP
57	BZ	146	ILE
57	BZ	150	LEU
57	BZ	154	ASP
57	BZ	163	LEU
57	BZ	166	SER
57	BZ	171	ILE
57	BZ	186	GLU

Some sidechains can be flipped to improve hydrogen bonding and reduce clashes. All (173) such sidechains are listed below:

Mol	Chain	Res	Type
2	AB	37	ASN
2	AB	40	HIS
2	AB	78	GLN
2	AB	94	ASN
2	AB	110	GLN
2	AB	113	HIS
2	AB	146	GLN
2	AB	204	ASN
3	AC	28	GLN
3	AC	31	HIS
3	AC	108	ASN
3	AC	118	GLN
3	AC	170	GLN
3	AC	176	HIS
3	AC	181	ASN
4	AD	62	GLN
4	AD	74	GLN
4	AD	77	ASN
4	AD	129	ASN
5	AE	20	GLN
5	AE	73	ASN
6	AF	18	GLN
6	AF	27	GLN
6	AF	32	ASN
6	AF	100	ASN
7	AG	37	ASN
7	AG	68	ASN
7	AG	84	ASN
7	AG	106	GLN

Continued on next page...

Continued from previous page...

Mol	Chain	Res	Type
8	AH	82	HIS
9	AI	3	GLN
9	AI	58	HIS
9	AI	124	GLN
10	AJ	56	HIS
10	AJ	68	HIS
10	AJ	76	ASN
10	AJ	78	ASN
10	AJ	84	GLN
11	AK	22	HIS
11	AK	27	ASN
12	AL	9	GLN
12	AL	49	ASN
12	AL	75	HIS
12	AL	99	HIS
13	AM	77	ASN
13	AM	101	GLN
14	AN	49	HIS
15	AO	9	GLN
15	AO	13	GLN
15	AO	28	GLN
15	AO	37	ASN
15	AO	62	GLN
16	AP	76	GLN
17	AQ	16	GLN
19	AS	14	HIS
19	AS	47	HIS
20	AT	16	HIS
20	AT	26	ASN
20	AT	42	GLN
20	AT	75	ASN
24	AY	14	ASN
24	AY	77	HIS
24	AY	124	GLN
24	AY	137	ASN
24	AY	165	GLN
24	AY	208	GLN
24	AY	266	ASN
24	AY	343	ASN
24	AY	421	GLN
24	AY	448	GLN
24	AY	458	HIS

Continued on next page...

Continued from previous page...

Mol	Chain	Res	Type
24	AY	480	GLN
24	AY	500	GLN
24	AY	527	ASN
24	AY	543	GLN
24	AY	573	HIS
24	AY	630	GLN
24	AY	641	GLN
25	B0	70	GLN
26	B1	45	ASN
26	B1	56	GLN
27	B2	38	GLN
27	B2	56	GLN
28	B3	19	GLN
28	B3	52	HIS
29	B4	20	ASN
30	B5	22	HIS
30	B5	23	HIS
30	B5	43	HIS
31	B6	20	ASN
31	B6	26	ASN
31	B6	29	ASN
31	B6	32	ASN
32	B7	8	ASN
33	B8	31	HIS
33	B8	33	ASN
33	B8	43	GLN
34	B9	29	ASN
37	BC	58	ASN
37	BC	149	ASN
38	BD	58	HIS
38	BD	96	HIS
38	BD	115	GLN
38	BD	116	GLN
38	BD	166	GLN
38	BD	186	HIS
38	BD	198	ASN
38	BD	227	ASN
39	BE	48	GLN
39	BE	54	GLN
39	BE	55	ASN
39	BE	129	HIS
39	BE	169	ASN

Continued on next page...

Continued from previous page...

Mol	Chain	Res	Type
39	BE	192	ASN
40	BF	75	HIS
40	BF	133	ASN
40	BF	160	ASN
40	BF	169	ASN
40	BF	204	ASN
41	BG	27	ASN
41	BG	40	ASN
41	BG	41	GLN
42	BH	65	HIS
42	BH	147	ASN
42	BH	158	HIS
43	BK	29	GLN
43	BK	47	ASN
43	BK	89	HIS
45	BN	45	ASN
45	BN	56	ASN
45	BN	101	HIS
45	BN	128	HIS
45	BN	133	GLN
46	BO	5	GLN
46	BO	82	ASN
47	BP	9	ASN
47	BP	13	ASN
47	BP	27	HIS
47	BP	81	GLN
47	BP	84	ASN
47	BP	128	HIS
48	BQ	12	GLN
48	BQ	13	GLN
49	BR	3	HIS
49	BR	23	ASN
49	BR	24	GLN
49	BR	71	GLN
50	BS	34	HIS
51	BT	38	ASN
51	BT	43	GLN
51	BT	55	ASN
51	BT	58	ASN
51	BT	90	GLN
52	BU	14	HIS
52	BU	44	ASN

Continued on next page...

Continued from previous page...

Mol	Chain	Res	Type
52	BU	49	HIS
52	BU	66	ASN
52	BU	72	HIS
52	BU	94	ASN
53	BV	11	GLN
54	BW	34	ASN
54	BW	60	ASN
54	BW	61	ASN
54	BW	62	HIS
54	BW	102	HIS
55	BX	41	ASN
55	BX	55	ASN
55	BX	82	GLN
56	BY	6	HIS
57	BZ	30	ASN
57	BZ	54	HIS
57	BZ	65	GLN
57	BZ	118	GLN

5.3.3 RNA ⓘ

Mol	Chain	Analysed	Backbone Outliers	Pucker Outliers
1	AA	1503/1522 (98%)	277 (18%)	43 (2%)
22	AV	76/77 (98%)	16 (21%)	0
23	AX	10/11 (90%)	4 (40%)	0
35	BA	2900/2915 (99%)	637 (21%)	77 (2%)
36	BB	118/122 (96%)	25 (21%)	0
All	All	4607/4647 (99%)	959 (20%)	120 (2%)

All (959) RNA backbone outliers are listed below:

Mol	Chain	Res	Type
1	AA	7	G
1	AA	9	G
1	AA	31	G
1	AA	32	A
1	AA	33	A
1	AA	39	G
1	AA	47	C
1	AA	48	C
1	AA	51	A

Continued on next page...

Continued from previous page...

Mol	Chain	Res	Type
1	AA	60	A
1	AA	61	G
1	AA	62	U
1	AA	81	U
1	AA	88	A
1	AA	89	C
1	AA	90	U
1	AA	91	C
1	AA	97	G
1	AA	98	G
1	AA	101	A
1	AA	104	G
1	AA	116	A
1	AA	120	A
1	AA	121	C
1	AA	129	U
1	AA	129(A)	G
1	AA	131	C
1	AA	144	G
1	AA	146	G
1	AA	147	G
1	AA	149	A
1	AA	160	A
1	AA	163	C
1	AA	181	G
1	AA	182	U
1	AA	189(F)	U
1	AA	189(G)	G
1	AA	189(H)	G
1	AA	195	A
1	AA	197	A
1	AA	198	G
1	AA	202	U
1	AA	203	U
1	AA	204	U
1	AA	216	G
1	AA	243	A
1	AA	244	U
1	AA	247	G
1	AA	251	G
1	AA	266	G
1	AA	267	C

Continued on next page...

Continued from previous page...

Mol	Chain	Res	Type
1	AA	279	A
1	AA	281	G
1	AA	289	G
1	AA	316	G
1	AA	321	A
1	AA	328	C
1	AA	329	A
1	AA	332	G
1	AA	344	A
1	AA	345	C
1	AA	346	G
1	AA	350	G
1	AA	352	C
1	AA	353	A
1	AA	354	G
1	AA	366	C
1	AA	367	U
1	AA	372	C
1	AA	397	A
1	AA	406	G
1	AA	412	A
1	AA	413	G
1	AA	414	A
1	AA	422	C
1	AA	429	U
1	AA	435	C
1	AA	437	U
1	AA	439	A
1	AA	444	C
1	AA	452	A
1	AA	460	G
1	AA	461	A
1	AA	471	G
1	AA	481	G
1	AA	484	G
1	AA	485	G
1	AA	496	A
1	AA	498	U
1	AA	509	A
1	AA	511	C
1	AA	527	G
1	AA	531	U

Continued on next page...

Continued from previous page...

Mol	Chain	Res	Type
1	AA	532	A
1	AA	533	A
1	AA	534	U
1	AA	536	C
1	AA	547	A
1	AA	559	A
1	AA	560	U
1	AA	561	U
1	AA	562	C
1	AA	568	G
1	AA	572	A
1	AA	573	A
1	AA	575	G
1	AA	576	G
1	AA	577	G
1	AA	588	G
1	AA	631	G
1	AA	632	A
1	AA	650	G
1	AA	653	A
1	AA	682	G
1	AA	683	G
1	AA	686	U
1	AA	687	A
1	AA	688	G
1	AA	700	G
1	AA	704	A
1	AA	721	G
1	AA	722	A
1	AA	723	U
1	AA	724	G
1	AA	728	A
1	AA	731	G
1	AA	744	C
1	AA	748	C
1	AA	755	G
1	AA	777	A
1	AA	793	U
1	AA	794	A
1	AA	813	U
1	AA	816	A
1	AA	817	C

Continued on next page...

Continued from previous page...

Mol	Chain	Res	Type
1	AA	828	A
1	AA	839	U
1	AA	840	C
1	AA	841	U
1	AA	848	C
1	AA	858	G
1	AA	859	A
1	AA	867	G
1	AA	874	G
1	AA	895	G
1	AA	907	A
1	AA	914	A
1	AA	921	U
1	AA	927	G
1	AA	934	C
1	AA	935	A
1	AA	946	A
1	AA	960	U
1	AA	961	U
1	AA	968	A
1	AA	969	A
1	AA	971	G
1	AA	974	A
1	AA	975	A
1	AA	976	G
1	AA	977	A
1	AA	978	A
1	AA	979	C
1	AA	980	C
1	AA	991	U
1	AA	992	U
1	AA	993	G
1	AA	997	U
1	AA	1003	G
1	AA	1004	A
1	AA	1005	A
1	AA	1027	C
1	AA	1030	C
1	AA	1030(B)	C
1	AA	1050	G
1	AA	1054	C
1	AA	1064	G

Continued on next page...

Continued from previous page...

Mol	Chain	Res	Type
1	AA	1065	U
1	AA	1066	C
1	AA	1068	G
1	AA	1081	G
1	AA	1094	G
1	AA	1095	U
1	AA	1101	A
1	AA	1102	A
1	AA	1117	G
1	AA	1124	G
1	AA	1125	U
1	AA	1129	C
1	AA	1130	A
1	AA	1137	C
1	AA	1138	G
1	AA	1139	G
1	AA	1140	C
1	AA	1146	A
1	AA	1152	A
1	AA	1154	G
1	AA	1159	U
1	AA	1181	G
1	AA	1184	G
1	AA	1187	G
1	AA	1190	G
1	AA	1196	U
1	AA	1197	G
1	AA	1199	U
1	AA	1202	G
1	AA	1212	U
1	AA	1214	C
1	AA	1217	C
1	AA	1225	A
1	AA	1226	C
1	AA	1227	A
1	AA	1237	C
1	AA	1238	A
1	AA	1240	U
1	AA	1241	G
1	AA	1249	C
1	AA	1256	A
1	AA	1257	U

Continued on next page...

Continued from previous page...

Mol	Chain	Res	Type
1	AA	1273	G
1	AA	1280	A
1	AA	1281	U
1	AA	1285	A
1	AA	1286	A
1	AA	1287	A
1	AA	1298	C
1	AA	1299	A
1	AA	1300	G
1	AA	1301	U
1	AA	1302	U
1	AA	1317	C
1	AA	1320	C
1	AA	1322	C
1	AA	1323	G
1	AA	1331	G
1	AA	1335	C
1	AA	1336	C
1	AA	1337	G
1	AA	1338	G
1	AA	1346	A
1	AA	1348	U
1	AA	1354	C
1	AA	1363	C
1	AA	1364	U
1	AA	1365	G
1	AA	1370	G
1	AA	1379	G
1	AA	1394	A
1	AA	1397	C
1	AA	1398	A
1	AA	1404	C
1	AA	1411	C
1	AA	1419	G
1	AA	1434	A
1	AA	1442	G
1	AA	1443	G
1	AA	1447	A
1	AA	1452	C
1	AA	1456	G
1	AA	1468	A
1	AA	1475	G

Continued on next page...

Continued from previous page...

Mol	Chain	Res	Type
1	AA	1487	G
1	AA	1490	C
1	AA	1492	A
1	AA	1493	A
1	AA	1494	G
1	AA	1499	A
1	AA	1503	A
1	AA	1504	G
1	AA	1505	G
1	AA	1506	U
1	AA	1507	A
1	AA	1517	G
1	AA	1519	A
1	AA	1520	G
1	AA	1529	G
1	AA	1530	G
22	AV	4	G
22	AV	5	G
22	AV	8	U
22	AV	17	C
22	AV	17(A)	U
22	AV	18	G
22	AV	19	G
22	AV	20	U
22	AV	21	A
22	AV	47	U
22	AV	48	C
22	AV	63	G
22	AV	71	C
22	AV	74	C
22	AV	75	C
22	AV	76	A
23	AX	12	A
23	AX	13	A
23	AX	14	A
23	AX	19	U
35	BA	9	U
35	BA	18	C
35	BA	28	A
35	BA	35	G
35	BA	42	G
35	BA	43	A

Continued on next page...

Continued from previous page...

Mol	Chain	Res	Type
35	BA	45	C
35	BA	49	A
35	BA	50	U
35	BA	63	U
35	BA	64	A
35	BA	72	U
35	BA	75	G
35	BA	83	G
35	BA	84	A
35	BA	85	G
35	BA	88	G
35	BA	90	U
35	BA	92	A
35	BA	94	C
35	BA	95	G
35	BA	100	G
35	BA	102	G
35	BA	106	C
35	BA	116	C
35	BA	118	A
35	BA	119	A
35	BA	121	G
35	BA	125	G
35	BA	129	C
35	BA	139(A)	G
35	BA	141	A
35	BA	142(A)	C
35	BA	143(A)	C
35	BA	155	U
35	BA	156	U
35	BA	157	U
35	BA	171	G
35	BA	174	C
35	BA	181	A
35	BA	190	A
35	BA	196	A
35	BA	199	A
35	BA	204	A
35	BA	205	G
35	BA	212	G
35	BA	215	G
35	BA	216	A

Continued on next page...

Continued from previous page...

Mol	Chain	Res	Type
35	BA	221	A
35	BA	222	A
35	BA	227	A
35	BA	229	A
35	BA	233	A
35	BA	241	A
35	BA	248	G
35	BA	261	G
35	BA	271(J)	C
35	BA	271(K)	U
35	BA	271(L)	U
35	BA	271(O)	C
35	BA	271(R)	G
35	BA	271(Y)	U
35	BA	272	G
35	BA	272(A)	U
35	BA	272(B)	G
35	BA	272(G)	C
35	BA	272(H)	C
35	BA	272(I)	U
35	BA	276	A
35	BA	280	C
35	BA	283	A
35	BA	286	C
35	BA	287	C
35	BA	299	A
35	BA	310	A
35	BA	311	A
35	BA	329	G
35	BA	330	A
35	BA	332	A
35	BA	333	G
35	BA	336	C
35	BA	345	A
35	BA	346	A
35	BA	352	G
35	BA	353	G
35	BA	362	U
35	BA	363	G
35	BA	363(F)	A
35	BA	364	C
35	BA	365	C

Continued on next page...

Continued from previous page...

Mol	Chain	Res	Type
35	BA	370	G
35	BA	371	A
35	BA	372	G
35	BA	386	G
35	BA	396	G
35	BA	405	U
35	BA	406	G
35	BA	407	G
35	BA	411	G
35	BA	412	A
35	BA	428	A
35	BA	444	C
35	BA	448	U
35	BA	449	A
35	BA	457	A
35	BA	458	G
35	BA	475	U
35	BA	480	A
35	BA	481	G
35	BA	504	U
35	BA	505	A
35	BA	508	G
35	BA	509	C
35	BA	526	A
35	BA	527	C
35	BA	528	A
35	BA	529	A
35	BA	530	G
35	BA	531	C
35	BA	532	A
35	BA	533	G
35	BA	544	G
35	BA	547	A
35	BA	548	A
35	BA	552	G
35	BA	555	U
35	BA	556	G
35	BA	562	U
35	BA	563	G
35	BA	573	G
35	BA	575	A
35	BA	587	C

Continued on next page...

Continued from previous page...

Mol	Chain	Res	Type
35	BA	603	A
35	BA	604	G
35	BA	607	U
35	BA	613	G
35	BA	614(B)	G
35	BA	615	G
35	BA	620	G
35	BA	622	G
35	BA	627	A
35	BA	637	A
35	BA	645	C
35	BA	646	A
35	BA	651	G
35	BA	653	A
35	BA	654	A
35	BA	654(I)	C
35	BA	654(J)	A
35	BA	654(K)	C
35	BA	654(M)	C
35	BA	654(O)	G
35	BA	654(T)	C
35	BA	655	A
35	BA	675	A
35	BA	682	G
35	BA	686	G
35	BA	695	G
35	BA	699	A
35	BA	722	A
35	BA	727	A
35	BA	729	G
35	BA	730	C
35	BA	739	G
35	BA	740	U
35	BA	745	G
35	BA	746	A
35	BA	753	C
35	BA	764	A
35	BA	765	G
35	BA	775	G
35	BA	776	G
35	BA	782	A
35	BA	784	A

Continued on next page...

Continued from previous page...

Mol	Chain	Res	Type
35	BA	785	G
35	BA	788	A
35	BA	789	A
35	BA	790	C
35	BA	791	C
35	BA	792	G
35	BA	793	A
35	BA	794	G
35	BA	800	A
35	BA	805	G
35	BA	811	U
35	BA	812	C
35	BA	827	U
35	BA	828	U
35	BA	830	G
35	BA	840	C
35	BA	841	A
35	BA	846	C
35	BA	859	G
35	BA	866	A
35	BA	878	A
35	BA	889	C
35	BA	890	A
35	BA	896	A
35	BA	897	C
35	BA	900	A
35	BA	904	C
35	BA	910	A
35	BA	926	A
35	BA	932	G
35	BA	940	G
35	BA	941	A
35	BA	945	A
35	BA	946	G
35	BA	959	A
35	BA	961	C
35	BA	962	G
35	BA	969	U
35	BA	974	G
35	BA	975	C
35	BA	980	A
35	BA	983	A

Continued on next page...

Continued from previous page...

Mol	Chain	Res	Type
35	BA	985	C
35	BA	989	G
35	BA	990	A
35	BA	991	C
35	BA	996	A
35	BA	1005	C
35	BA	1011	G
35	BA	1012	U
35	BA	1013	C
35	BA	1021	A
35	BA	1022	G
35	BA	1023	U
35	BA	1026	U
35	BA	1033	U
35	BA	1034	G
35	BA	1036	G
35	BA	1039	G
35	BA	1040	C
35	BA	1044	G
35	BA	1045	A
35	BA	1046	A
35	BA	1047	G
35	BA	1048	A
35	BA	1049	C
35	BA	1052	C
35	BA	1053	C
35	BA	1054	A
35	BA	1058	G
35	BA	1060	U
35	BA	1062	G
35	BA	1067	A
35	BA	1070	A
35	BA	1073	A
35	BA	1076	C
35	BA	1088	A
35	BA	1109	C
35	BA	1110	G
35	BA	1111	A
35	BA	1112	G
35	BA	1114	G
35	BA	1115	G
35	BA	1122	G

Continued on next page...

Continued from previous page...

Mol	Chain	Res	Type
35	BA	1126	A
35	BA	1135	C
35	BA	1136	G
35	BA	1141	U
35	BA	1142(A)	A
35	BA	1143	A
35	BA	1146	C
35	BA	1152	C
35	BA	1155	A
35	BA	1157	G
35	BA	1158	C
35	BA	1159	U
35	BA	1170	G
35	BA	1173	G
35	BA	1174	A
35	BA	1175	U
35	BA	1176	G
35	BA	1177	A
35	BA	1204	A
35	BA	1205	U
35	BA	1210	A
35	BA	1211	U
35	BA	1212	G
35	BA	1213	A
35	BA	1220	A
35	BA	1221	C
35	BA	1224	C
35	BA	1238	G
35	BA	1241	A
35	BA	1247	A
35	BA	1248	G
35	BA	1250	G
35	BA	1251	C
35	BA	1252	G
35	BA	1255	U
35	BA	1256	G
35	BA	1266	G
35	BA	1271	G
35	BA	1272	A
35	BA	1273	U
35	BA	1287	A
35	BA	1288	U

Continued on next page...

Continued from previous page...

Mol	Chain	Res	Type
35	BA	1300	U
35	BA	1302	A
35	BA	1314	C
35	BA	1321	A
35	BA	1326	U
35	BA	1329	U
35	BA	1330	C
35	BA	1332	G
35	BA	1342	A
35	BA	1345	C
35	BA	1349	A
35	BA	1359	A
35	BA	1365	A
35	BA	1368	G
35	BA	1379	A
35	BA	1380	G
35	BA	1384	A
35	BA	1385	G
35	BA	1386	C
35	BA	1396	U
35	BA	1403	C
35	BA	1411	C
35	BA	1416	G
35	BA	1421	G
35	BA	1427	A
35	BA	1428	C
35	BA	1434	A
35	BA	1435	G
35	BA	1445	A
35	BA	1445(A)	C
35	BA	1449	A
35	BA	1453	U
35	BA	1455	G
35	BA	1458	C
35	BA	1459	G
35	BA	1460	A
35	BA	1461	G
35	BA	1467	C
35	BA	1476	C
35	BA	1477	A
35	BA	1478	G
35	BA	1482	G

Continued on next page...

Continued from previous page...

Mol	Chain	Res	Type
35	BA	1484	G
35	BA	1485	G
35	BA	1488	G
35	BA	1490	A
35	BA	1491	G
35	BA	1493	C
35	BA	1494	A
35	BA	1495	A
35	BA	1496	A
35	BA	1497	U
35	BA	1505	C
35	BA	1509	C
35	BA	1509(A)	A
35	BA	1517	G
35	BA	1528(A)	A
35	BA	1537	G
35	BA	1539	G
35	BA	1541	G
35	BA	1542	A
35	BA	1544	A
35	BA	1553	A
35	BA	1554	A
35	BA	1558	A
35	BA	1559	G
35	BA	1569	A
35	BA	1578	U
35	BA	1579	A
35	BA	1584	C
35	BA	1586	A
35	BA	1588	C
35	BA	1603	A
35	BA	1608	A
35	BA	1609	A
35	BA	1610	A
35	BA	1615	C
35	BA	1616	A
35	BA	1618	A
35	BA	1634	A
35	BA	1640	C
35	BA	1642	G
35	BA	1644	C
35	BA	1648	C

Continued on next page...

Continued from previous page...

Mol	Chain	Res	Type
35	BA	1668	A
35	BA	1674	G
35	BA	1678	G
35	BA	1699	G
35	BA	1718	G
35	BA	1722	A
35	BA	1739	U
35	BA	1740	G
35	BA	1744	C
35	BA	1748	G
35	BA	1754	C
35	BA	1756	G
35	BA	1763	G
35	BA	1764	G
35	BA	1773	A
35	BA	1776	G
35	BA	1780	A
35	BA	1781	C
35	BA	1784	A
35	BA	1785	A
35	BA	1787	A
35	BA	1791	A
35	BA	1799	G
35	BA	1800	C
35	BA	1801	G
35	BA	1815	A
35	BA	1816	G
35	BA	1820	U
35	BA	1821	A
35	BA	1829	A
35	BA	1839	G
35	BA	1846	G
35	BA	1847	A
35	BA	1850	G
35	BA	1858	G
35	BA	1862	G
35	BA	1866	C
35	BA	1877	A
35	BA	1878	G
35	BA	1885	A
35	BA	1888	G
35	BA	1889	A

Continued on next page...

Continued from previous page...

Mol	Chain	Res	Type
35	BA	1900	A
35	BA	1906	G
35	BA	1912	A
35	BA	1929	G
35	BA	1930	G
35	BA	1931	U
35	BA	1937	A
35	BA	1938	A
35	BA	1943	U
35	BA	1944	U
35	BA	1945	G
35	BA	1948	G
35	BA	1955	U
35	BA	1960	A
35	BA	1963	U
35	BA	1964	G
35	BA	1967	C
35	BA	1969	A
35	BA	1970	A
35	BA	1971	A
35	BA	1972	A
35	BA	1987	G
35	BA	1993	U
35	BA	1997	G
35	BA	2004	G
35	BA	2021	C
35	BA	2022	U
35	BA	2023	G
35	BA	2031	A
35	BA	2033	A
35	BA	2034	U
35	BA	2043	C
35	BA	2055	C
35	BA	2056	G
35	BA	2060	A
35	BA	2061	G
35	BA	2062	A
35	BA	2065	C
35	BA	2069	G
35	BA	2076	U
35	BA	2100	G
35	BA	2103	C

Continued on next page...

Continued from previous page...

Mol	Chain	Res	Type
35	BA	2104	G
35	BA	2112	G
35	BA	2116	G
35	BA	2118	U
35	BA	2127	G
35	BA	2128	C
35	BA	2131	G
35	BA	2132	U
35	BA	2133	G
35	BA	2134	A
35	BA	2147	G
35	BA	2157	G
35	BA	2158	A
35	BA	2159	G
35	BA	2163	C
35	BA	2173	A
35	BA	2185	C
35	BA	2187	G
35	BA	2189	U
35	BA	2190	G
35	BA	2192	G
35	BA	2193	G
35	BA	2198	A
35	BA	2199	A
35	BA	2200	C
35	BA	2202	C
35	BA	2203	U
35	BA	2205	C
35	BA	2206	G
35	BA	2207	G
35	BA	2208	A
35	BA	2219	G
35	BA	2225	A
35	BA	2226	C
35	BA	2238	G
35	BA	2239	G
35	BA	2263	C
35	BA	2273	A
35	BA	2283	C
35	BA	2286	A
35	BA	2288	A
35	BA	2297	C

Continued on next page...

Continued from previous page...

Mol	Chain	Res	Type
35	BA	2302	G
35	BA	2305	A
35	BA	2307	G
35	BA	2308	G
35	BA	2309	A
35	BA	2313	C
35	BA	2319	G
35	BA	2320	A
35	BA	2325	G
35	BA	2336	A
35	BA	2345	G
35	BA	2346	A
35	BA	2347	C
35	BA	2348	U
35	BA	2349	G
35	BA	2350	C
35	BA	2383	G
35	BA	2385	C
35	BA	2391	G
35	BA	2402	C
35	BA	2403	C
35	BA	2406	U
35	BA	2423	U
35	BA	2424	C
35	BA	2425	A
35	BA	2426	A
35	BA	2427	C
35	BA	2428	G
35	BA	2429	G
35	BA	2430	A
35	BA	2431	U
35	BA	2434	A
35	BA	2435	A
35	BA	2439	A
35	BA	2441	C
35	BA	2448	A
35	BA	2461	C
35	BA	2465	C
35	BA	2468	G
35	BA	2469	A
35	BA	2470	G
35	BA	2473	U

Continued on next page...

Continued from previous page...

Mol	Chain	Res	Type
35	BA	2474	C
35	BA	2475	C
35	BA	2476	A
35	BA	2477	C
35	BA	2478	A
35	BA	2482	G
35	BA	2484	G
35	BA	2491	U
35	BA	2502	G
35	BA	2503	A
35	BA	2505	G
35	BA	2518	A
35	BA	2519	U
35	BA	2520	C
35	BA	2524	G
35	BA	2529	G
35	BA	2554	U
35	BA	2566	A
35	BA	2567	G
35	BA	2572	A
35	BA	2576	G
35	BA	2577	A
35	BA	2585	U
35	BA	2586	C
35	BA	2602	A
35	BA	2609	U
35	BA	2610	C
35	BA	2611	U
35	BA	2612	C
35	BA	2615	U
35	BA	2630	G
35	BA	2655	G
35	BA	2657	A
35	BA	2658	C
35	BA	2670	A
35	BA	2673	G
35	BA	2682	U
35	BA	2689	U
35	BA	2690	C
35	BA	2691	C
35	BA	2702	U
35	BA	2703	C

Continued on next page...

Continued from previous page...

Mol	Chain	Res	Type
35	BA	2706	G
35	BA	2712	U
35	BA	2712(A)	A
35	BA	2713	A
35	BA	2726	U
35	BA	2732	G
35	BA	2733	A
35	BA	2750	A
35	BA	2751	G
35	BA	2755	C
35	BA	2756	U
35	BA	2757	A
35	BA	2758	A
35	BA	2762	G
35	BA	2763	G
35	BA	2764	A
35	BA	2765	A
35	BA	2766	G
35	BA	2778	A
35	BA	2779	U
35	BA	2780	G
35	BA	2790	A
35	BA	2791	C
35	BA	2796	U
35	BA	2799	C
35	BA	2801	A
35	BA	2802	G
35	BA	2803	C
35	BA	2808	U
35	BA	2820	A
35	BA	2821	A
35	BA	2823	A
35	BA	2824	C
35	BA	2833	G
35	BA	2834	G
35	BA	2836	U
35	BA	2849	U
35	BA	2872	G
35	BA	2879	C
35	BA	2880	C
35	BA	2892	A
35	BA	2894	G

Continued on next page...

Continued from previous page...

Mol	Chain	Res	Type
35	BA	2895	U
36	BB	8	U
36	BB	13	A
36	BB	15	A
36	BB	16	G
36	BB	22	U
36	BB	24	G
36	BB	25	A
36	BB	33	G
36	BB	35	U
36	BB	41	U
36	BB	42	C
36	BB	45	A
36	BB	53	A
36	BB	56	G
36	BB	67	G
36	BB	73	A
36	BB	81	G
36	BB	82	G
36	BB	88	C
36	BB	89	G
36	BB	90	A
36	BB	103	G
36	BB	104	U
36	BB	110	G
36	BB	113	G

All (120) RNA pucker outliers are listed below:

Mol	Chain	Res	Type
1	AA	30	U
1	AA	60	A
1	AA	115	G
1	AA	119	A
1	AA	140	A
1	AA	203	U
1	AA	243	A
1	AA	244	U
1	AA	250	A
1	AA	266	G
1	AA	315	A
1	AA	328	C

Continued on next page...

Continued from previous page...

Mol	Chain	Res	Type
1	AA	344	A
1	AA	366	C
1	AA	428	G
1	AA	438	G
1	AA	532	A
1	AA	533	A
1	AA	535	A
1	AA	560	U
1	AA	575	G
1	AA	631	G
1	AA	703	G
1	AA	812	C
1	AA	913	A
1	AA	992	U
1	AA	1049	U
1	AA	1065	U
1	AA	1094	G
1	AA	1101	A
1	AA	1129	C
1	AA	1201	A
1	AA	1225	A
1	AA	1226	C
1	AA	1237	C
1	AA	1285	A
1	AA	1299	A
1	AA	1300	G
1	AA	1347	G
1	AA	1364	U
1	AA	1493	A
1	AA	1498	U
1	AA	1505	G
35	BA	27	G
35	BA	49	A
35	BA	74	A
35	BA	120	U
35	BA	128	C
35	BA	221	A
35	BA	226	G
35	BA	286	C
35	BA	329	G
35	BA	331	A
35	BA	332	A

Continued on next page...

Continued from previous page...

Mol	Chain	Res	Type
35	BA	363(F)	A
35	BA	474	G
35	BA	503	A
35	BA	603	A
35	BA	614(A)	U
35	BA	614(C)	A
35	BA	728	G
35	BA	739	G
35	BA	752	A
35	BA	790	C
35	BA	961	C
35	BA	1020	A
35	BA	1022	G
35	BA	1052	C
35	BA	1057	A
35	BA	1156	A
35	BA	1173	G
35	BA	1210	A
35	BA	1212	G
35	BA	1237	A
35	BA	1240	U
35	BA	1301	A
35	BA	1378	A
35	BA	1427	A
35	BA	1453	U
35	BA	1494	A
35	BA	1541	G
35	BA	1558	A
35	BA	1661	G
35	BA	1718	G
35	BA	1799	G
35	BA	1801	G
35	BA	1819	A
35	BA	1828	G
35	BA	1838	C
35	BA	1846	G
35	BA	1930	G
35	BA	1943	U
35	BA	1992	G
35	BA	2033	A
35	BA	2111	C
35	BA	2126	A

Continued on next page...

Continued from previous page...

Mol	Chain	Res	Type
35	BA	2172	U
35	BA	2198	A
35	BA	2225	A
35	BA	2282	G
35	BA	2296	U
35	BA	2318	G
35	BA	2344	U
35	BA	2345	G
35	BA	2402	C
35	BA	2422	A
35	BA	2425	A
35	BA	2481	G
35	BA	2611	U
35	BA	2689	U
35	BA	2690	C
35	BA	2756	U
35	BA	2762	G
35	BA	2778	A
35	BA	2779	U
35	BA	2799	C
35	BA	2801(A)	A
35	BA	2835	A
35	BA	2849	U
35	BA	2891	G

5.4 Non-standard residues in protein, DNA, RNA chains [i](#)

There are no non-standard protein/DNA/RNA residues in this entry.

5.5 Carbohydrates [i](#)

There are no carbohydrates in this entry.

5.6 Ligand geometry [i](#)

2 ligands are modelled in this entry.

In the following table, the Counts columns list the number of bonds (or angles) for which Mogul statistics could be retrieved, the number of bonds (or angles) that are observed in the model and the number of bonds (or angles) that are defined in the chemical component dictionary. The Link column lists molecule types, if any, to which the group is linked. The Z score for a bond length

(or angle) is the number of standard deviations the observed value is removed from the expected value. A bond length (or angle) with $|Z| > 2$ is considered an outlier worth inspection. RMSZ is the root-mean-square of all Z scores of the bond lengths (or angles).

Mol	Type	Chain	Res	Link	Bond lengths			Bond angles		
					Counts	RMSZ	$\# Z > 2$	Counts	RMSZ	$\# Z > 2$
58	FUA	AY	701	-	37,40,40	2.17	12 (32%)	51,64,64	1.95	15 (29%)
59	GDP	AY	702	-	24,30,30	1.92	8 (33%)	26,47,47	2.07	4 (15%)

In the following table, the Chirals column lists the number of chiral outliers, the number of chiral centers analysed, the number of these observed in the model and the number defined in the chemical component dictionary. Similar counts are reported in the Torsion and Rings columns. '-' means no outliers of that kind were identified.

Mol	Type	Chain	Res	Link	Chirals	Torsions	Rings
58	FUA	AY	701	-	-	0/10/92/92	0/4/4/4
59	GDP	AY	702	-	-	0/12/32/32	0/3/3/3

All (20) bond length outliers are listed below:

Mol	Chain	Res	Type	Atoms	Z	Observed(Å)	Ideal(Å)
58	AY	701	FUA	C23-C22	-6.74	1.39	1.51
58	AY	701	FUA	C14-C8	-4.51	1.50	1.58
58	AY	701	FUA	C23-C24	-4.34	1.38	1.53
58	AY	701	FUA	C24-C25	-3.32	1.38	1.50
59	AY	702	GDP	PA-O2A	-3.29	1.41	1.55
58	AY	701	FUA	O1-C11	-3.24	1.36	1.43
58	AY	701	FUA	C10-C5	-3.21	1.49	1.56
59	AY	702	GDP	C6-C5	-3.04	1.35	1.41
58	AY	701	FUA	C14-C13	-2.76	1.48	1.57
59	AY	702	GDP	C4-N3	-2.75	1.31	1.35
58	AY	701	FUA	C20-C8	-2.59	1.48	1.54
59	AY	702	GDP	C8-N7	-2.55	1.29	1.34
58	AY	701	FUA	C1-C10	-2.37	1.49	1.54
59	AY	702	GDP	PB-O1B	-2.22	1.43	1.50
58	AY	701	FUA	C10-C9	-2.09	1.53	1.57
58	AY	701	FUA	C6-C5	-2.06	1.50	1.53
58	AY	701	FUA	C19-C10	-2.03	1.50	1.54
59	AY	702	GDP	PB-O3B	-2.00	1.47	1.54
59	AY	702	GDP	C6-N1	3.08	1.38	1.33
59	AY	702	GDP	C2-N1	3.11	1.41	1.35

All (19) bond angle outliers are listed below:

Mol	Chain	Res	Type	Atoms	Z	Observed(°)	Ideal(°)
59	AY	702	GDP	C4'-O4'-C1'	-6.61	102.64	109.64
59	AY	702	GDP	N3-C2-N1	-5.26	120.40	127.56
58	AY	701	FUA	C13-C12-C11	-4.46	106.07	111.98
59	AY	702	GDP	C5-C6-N1	-3.49	118.97	123.52
58	AY	701	FUA	C18-C4-C3	-3.36	107.46	111.42
58	AY	701	FUA	C15-C14-C13	-3.19	97.28	102.32
58	AY	701	FUA	C21-C14-C8	-3.13	108.81	112.36
58	AY	701	FUA	C16-O2-C31	-2.96	112.47	117.14
58	AY	701	FUA	C18-C4-C5	-2.86	108.71	112.97
58	AY	701	FUA	C13-C17-C22	-2.70	124.46	130.95
58	AY	701	FUA	C14-C8-C9	-2.46	104.66	109.65
58	AY	701	FUA	C20-C8-C14	-2.39	106.60	110.86
58	AY	701	FUA	C19-C10-C9	-2.38	106.84	113.05
58	AY	701	FUA	C8-C9-C10	-2.36	113.94	116.47
58	AY	701	FUA	C23-C24-C25	2.48	118.11	111.61
58	AY	701	FUA	C20-C8-C7	2.67	112.72	107.95
59	AY	702	GDP	N2-C2-N1	2.78	121.79	117.20
58	AY	701	FUA	C6-C5-C10	3.63	116.44	111.54
58	AY	701	FUA	C24-C23-C22	4.06	122.14	112.02

There are no chirality outliers.

There are no torsion outliers.

There are no ring outliers.

2 monomers are involved in 23 short contacts:

Mol	Chain	Res	Type	Clashes	Symm-Clashes
58	AY	701	FUA	17	0
59	AY	702	GDP	6	0

5.7 Other polymers [i](#)

There are no such residues in this entry.

5.8 Polymer linkage issues [i](#)

There are no chain breaks in this entry.