



# Full wwPDB X-ray Structure Validation Report ⓘ

Feb 1, 2016 – 02:07 PM GMT

PDB ID : 3VKV  
Title : Complex structure of Lactobacillus casei lactate dehydrogenase with fructose  
-1,6-bisphosphate  
Authors : Arai, K.; Miyanaga, A.; Uchikoba, H.; Fushinobu, S.; Taguchi, H.  
Deposited on : 2011-11-22  
Resolution : 2.70 Å(reported)

This is a Full wwPDB X-ray Structure Validation Report for a publicly released PDB entry.  
We welcome your comments at [validation@mail.wwpdb.org](mailto:validation@mail.wwpdb.org)  
A user guide is available at  
<http://wwpdb.org/validation/2016/XrayValidationReportHelp>  
with specific help available everywhere you see the ⓘ symbol.

---

The following versions of software and data (see [references ⓘ](#)) were used in the production of this report:

MolProbity : 4.02b-467  
Mogul : 1.7 (RC4), CSD as536be (2015)  
Xtriage (Phenix) : 1.9-1692  
EDS : rb-20026688  
Percentile statistics : 20151230.v01 (using entries in the PDB archive December 30th 2015)  
Refmac : 5.8.0135  
CCP4 : 6.5.0  
Ideal geometry (proteins) : Engh & Huber (2001)  
Ideal geometry (DNA, RNA) : Parkinson et al. (1996)  
Validation Pipeline (wwPDB-VP) : trunk26865

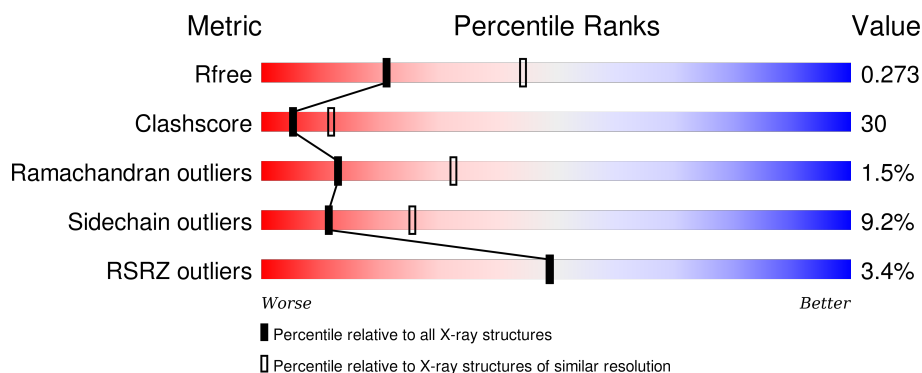
# 1 Overall quality at a glance

The following experimental techniques were used to determine the structure:

## *X-RAY DIFFRACTION*

The reported resolution of this entry is 2.70 Å.

Percentile scores (ranging between 0-100) for global validation metrics of the entry are shown in the following graphic. The table shows the number of entries on which the scores are based.



Metric	Whole archive (#Entries)	Similar resolution (#Entries, resolution range(Å))
$R_{free}$	91344	2103 (2.70-2.70)
Clashscore	102246	2422 (2.70-2.70)
Ramachandran outliers	100387	2382 (2.70-2.70)
Sidechain outliers	100360	2382 (2.70-2.70)
RSRZ outliers	91569	2107 (2.70-2.70)

The table below summarises the geometric issues observed across the polymeric chains and their fit to the electron density. The red, orange, yellow and green segments on the lower bar indicate the fraction of residues that contain outliers for  $\geq 3$ , 2, 1 and 0 types of geometric quality criteria. A grey segment represents the fraction of residues that are not modelled. The numeric value for each fraction is indicated below the corresponding segment, with a dot representing fractions  $\leq 5\%$ . The upper red bar (where present) indicates the fraction of residues that have poor fit to the electron density. The numeric value is given above the bar.

Mol	Chain	Length	Quality of chain
1	A	326	<div> <div>3%</div> <div> <div></div> <div>57%</div> <div>30%</div> <div>6%</div> <div>6%</div> </div> </div>
1	B	326	<div> <div>4%</div> <div> <div></div> <div>56%</div> <div>33%</div> <div>6%</div> <div>•</div> </div> </div>
1	C	326	<div> <div>2%</div> <div> <div></div> <div>55%</div> <div>29%</div> <div>6%</div> <div>•</div> <div>9%</div> </div> </div>
1	D	326	<div> <div>2%</div> <div> <div></div> <div>58%</div> <div>30%</div> <div>5%</div> <div>•</div> <div>6%</div> </div> </div>
1	E	326	<div> <div>6%</div> <div> <div></div> <div>63%</div> <div>27%</div> <div>•</div> <div>•</div> <div>5%</div> </div> </div>

*Continued on next page...*

*Continued from previous page...*

Mol	Chain	Length	Quality of chain
1	F	326	

The following table lists non-polymeric compounds, carbohydrate monomers and non-standard residues in protein, DNA, RNA chains that are outliers for geometric or electron-density-fit criteria:

Mol	Type	Chain	Res	Chirality	Geometry	Clashes	Electron density
2	SO4	B	327	-	-	X	-
2	SO4	D	327	-	-	X	-
2	SO4	F	327	-	-	X	X
3	FBP	B	328	-	-	-	X
3	FBP	D	328	-	-	-	X
3	FBP	F	328	-	-	-	X

## 2 Entry composition [i](#)

There are 4 unique types of molecules in this entry. The entry contains 14373 atoms, of which 0 are hydrogens and 0 are deuteriums.

In the tables below, the ZeroOcc column contains the number of atoms modelled with zero occupancy, the AltConf column contains the number of residues with at least one atom in alternate conformation and the Trace column contains the number of residues modelled with at most 2 atoms.

- Molecule 1 is a protein called L-lactate dehydrogenase.

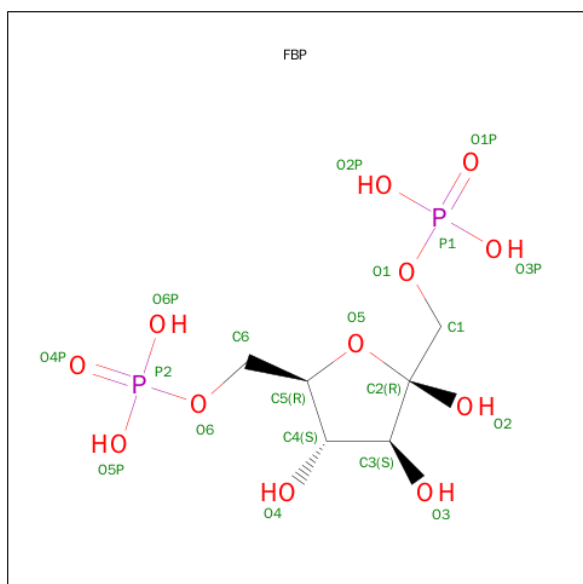
Mol	Chain	Residues	Atoms					ZeroOcc	AltConf	Trace
1	A	307	Total	C	N	O	S	0	0	0
			2356	1505	391	454	6			
1	B	313	Total	C	N	O	S	0	0	0
			2399	1531	399	463	6			
1	C	296	Total	C	N	O	S	0	0	0
			2268	1449	376	437	6			
1	D	306	Total	C	N	O	S	0	0	0
			2348	1501	390	451	6			
1	E	311	Total	C	N	O	S	0	0	0
			2386	1524	397	459	6			
1	F	312	Total	C	N	O	S	0	0	0
			2391	1527	398	460	6			

- Molecule 2 is SULFATE ION (three-letter code: SO4) (formula: O<sub>4</sub>S).



Mol	Chain	Residues	Atoms			ZeroOcc	AltConf
2	A	1	Total	O	S	0	0
			5	4	1		
2	B	1	Total	O	S	0	0
			5	4	1		
2	C	1	Total	O	S	0	0
			5	4	1		
2	D	1	Total	O	S	0	0
			5	4	1		
2	E	1	Total	O	S	0	0
			5	4	1		
2	F	1	Total	O	S	0	0
			5	4	1		

- Molecule 3 is SUGAR (BETA-FRUCTOSE-1,6-DIPHOSPHATE) (three-letter code: FBP) (formula:  $C_6H_{14}O_{12}P_2$ ).



Mol	Chain	Residues	Atoms				ZeroOcc	AltConf
3	B	1	Total	C	O	P	0	0
			20	6	12	2		
3	D	1	Total	C	O	P	0	0
			20	6	12	2		
3	F	1	Total	C	O	P	0	0
			20	6	12	2		

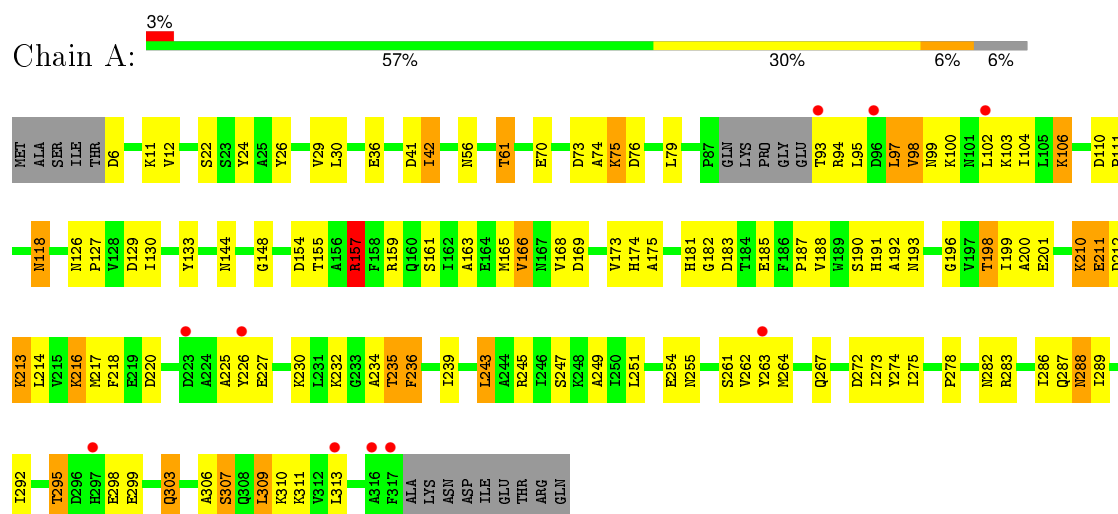
- Molecule 4 is water.

Mol	Chain	Residues	Atoms		ZeroOcc	AltConf
4	A	16	Total 16	O 16	0	0
4	B	25	Total 25	O 25	0	0
4	C	20	Total 20	O 20	0	0
4	D	25	Total 25	O 25	0	0
4	E	28	Total 28	O 28	0	0
4	F	21	Total 21	O 21	0	0

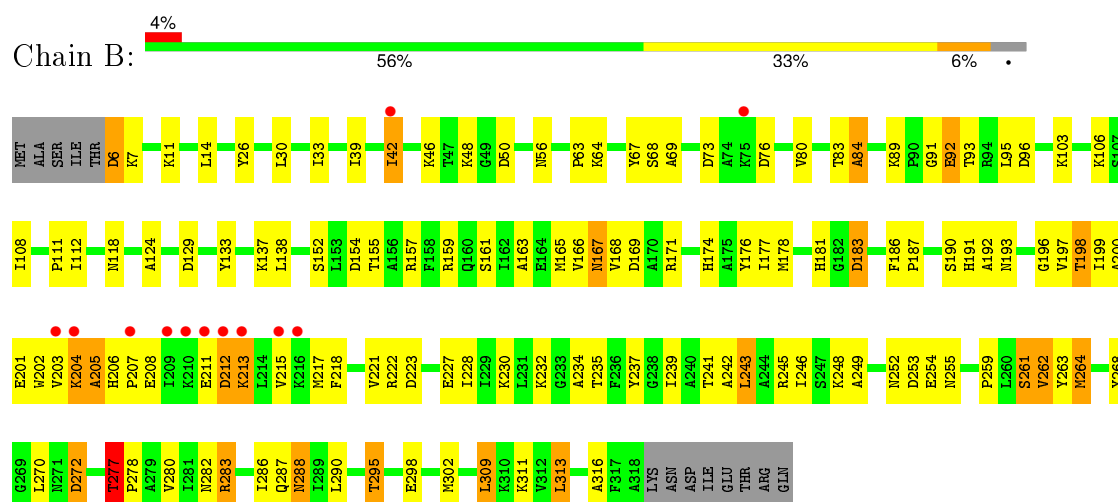
### 3 Residue-property plots

These plots are drawn for all protein, RNA and DNA chains in the entry. The first graphic for a chain summarises the proportions of errors displayed in the second graphic. The second graphic shows the sequence view annotated by issues in geometry and electron density. Residues are color-coded according to the number of geometric quality criteria for which they contain at least one outlier: green = 0, yellow = 1, orange = 2 and red = 3 or more. A red dot above a residue indicates a poor fit to the electron density ( $RSRZ > 2$ ). Stretches of 2 or more consecutive residues without any outlier are shown as a green connector. Residues present in the sample, but not in the model, are shown in grey.

#### • Molecule 1: L-lactate dehydrogenase

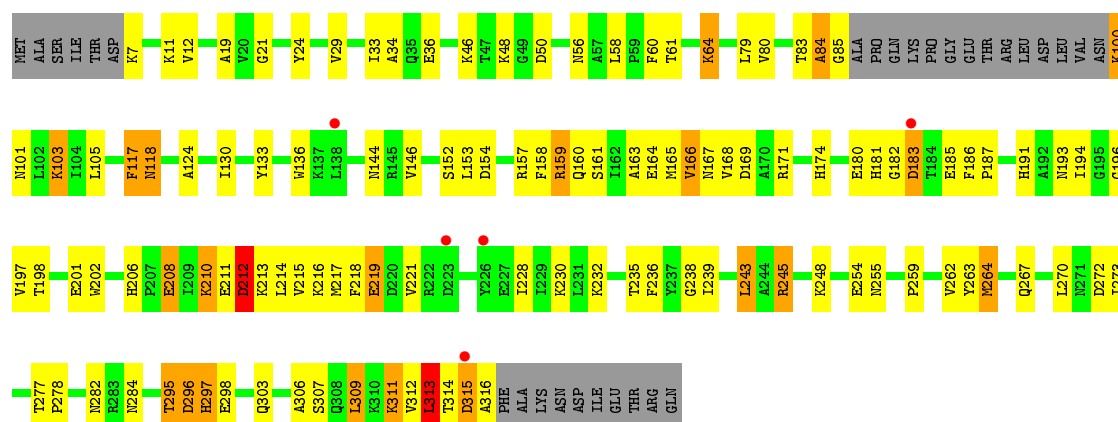


#### • Molecule 1: L-lactate dehydrogenase

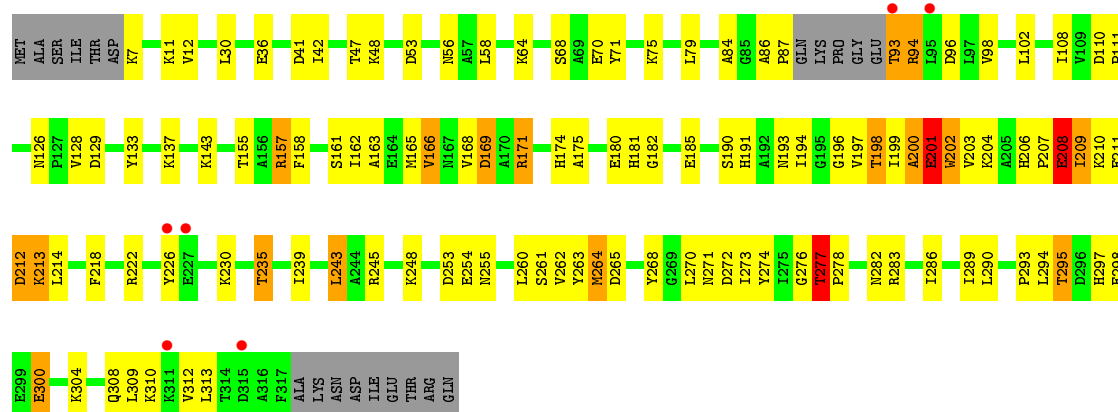


#### • Molecule 1: L-lactate dehydrogenase

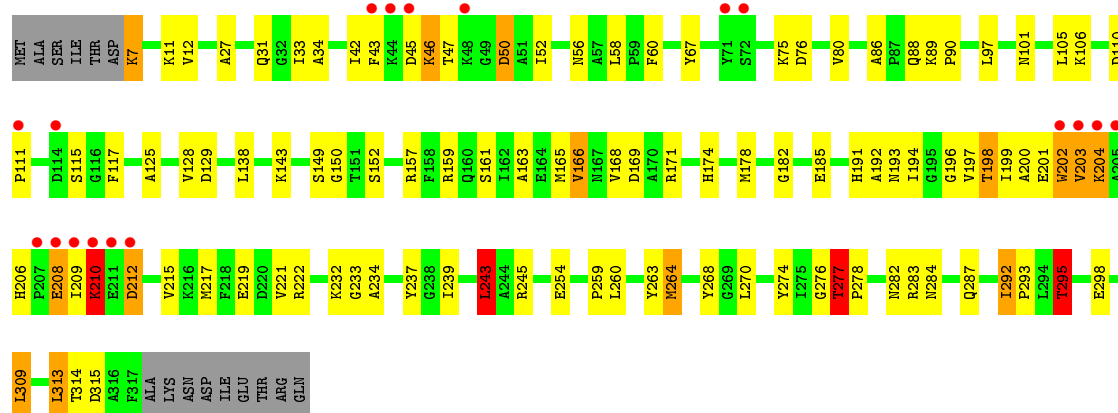




- Molecule 1: L-lactate dehydrogenase



- Molecule 1: L-lactate dehydrogenase



- Molecule 1: L-lactate dehydrogenase





MET	K137	V215	K310
ALA	L138	K216	K311
SER		M217	V312
ILE	G148	F218	L313
THR			
ASP	S152	V221	A316
K7		A225	F317
D8	R157	I228	A318
	F158	I229	LYS
D17	R159	K230	ASN
	Q160		ASP
L30	A163	T235	ILE
	E164	L243	GLU
D41	M165	A244	THR
I42	V166	R245	ARG
F43	N167		GLN
K44	V168	D253	
D45	D169	E254	
K46	A170	N255	
T47	R171	P259	
		I260	
N56	H174	S261	
		V262	
T61	I177	Y263	
Y67	M178	M264	
S68	H181		
A69	G182	Y268	
E70		G269	
Y71	E185	L270	
	F186	N271	
A74	P187	D272	
	V188	I273	
A86	W189	Y274	
P87	S190		
Q88	H191		
K89	A192		
	M193		
E92			
T93			
	G196	I281	
D96	V197	N282	
L97	T198	R283	
	I199		
N101	A200	I286	
L102	E201	Q287	
	W202	N288	
I108	V203	L289	
V109	K204		
D110	A205	P293	
P111	H206	L294	
	P207	T295	
S115	E208	D296	
G116	H297	E298	
F117	K210		
	E211	S307	
N126	D212	Q308	
P127	K213	L309	
	L214		

## 4 Data and refinement statistics

Property	Value	Source
Space group	C 1 2 1	Depositor
Cell constants a, b, c, $\alpha$ , $\beta$ , $\gamma$	164.25Å 83.58Å 180.09Å 90.00° 91.53° 90.00°	Depositor
Resolution (Å)	41.79 – 2.70 41.18 – 2.70	Depositor EDS
% Data completeness (in resolution range)	99.9 (41.79-2.70) 99.9 (41.18-2.70)	Depositor EDS
$R_{merge}$	(Not available)	Depositor
$R_{sym}$	(Not available)	Depositor
$\langle I/\sigma(I) \rangle$ <sup>1</sup>	4.78 (at 2.69Å)	Xtriage
Refinement program	REFMAC 5.5.0066	Depositor
R, $R_{free}$	0.196 , 0.267 0.209 , 0.273	Depositor DCC
$R_{free}$ test set	3405 reflections (5.33%)	DCC
Wilson B-factor (Å <sup>2</sup> )	46.9	Xtriage
Anisotropy	0.278	Xtriage
Bulk solvent $k_{sol}$ (e/Å <sup>3</sup> ), $B_{sol}$ (Å <sup>2</sup> )	0.37 , 55.4	EDS
Estimated twinning fraction	0.008 for -h,-k,l	Xtriage
L-test for twinning <sup>2</sup>	$\langle  L  \rangle = 0.50$ , $\langle L^2 \rangle = 0.33$	Xtriage
Outliers	1 of 67276 reflections (0.001%)	Xtriage
$F_o, F_c$ correlation	0.93	EDS
Total number of atoms	14373	wwPDB-VP
Average B, all atoms (Å <sup>2</sup> )	46.0	wwPDB-VP

Xtriage's analysis on translational NCS is as follows: *The largest off-origin peak in the Patterson function is 3.07% of the height of the origin peak. No significant pseudotranslation is detected.*

<sup>1</sup>Intensities estimated from amplitudes.

<sup>2</sup>Theoretical values of  $\langle |L| \rangle$ ,  $\langle L^2 \rangle$  for acentric reflections are 0.5, 0.375 respectively for untwinned datasets, and 0.333, 0.2 for perfectly twinned datasets.

## 5 Model quality

### 5.1 Standard geometry

Bond lengths and bond angles in the following residue types are not validated in this section: FBP, SO4

The Z score for a bond length (or angle) is the number of standard deviations the observed value is removed from the expected value. A bond length (or angle) with  $|Z| > 5$  is considered an outlier worth inspection. RMSZ is the root-mean-square of all Z scores of the bond lengths (or angles).

Mol	Chain	Bond lengths		Bond angles	
		RMSZ	# $ Z  > 5$	RMSZ	# $ Z  > 5$
1	A	0.70	0/2398	0.83	1/3252 (0.0%)
1	B	0.78	0/2443	0.88	3/3314 (0.1%)
1	C	0.74	0/2308	0.84	2/3128 (0.1%)
1	D	0.79	0/2390	0.91	6/3241 (0.2%)
1	E	0.80	0/2430	0.87	4/3296 (0.1%)
1	F	0.74	0/2435	0.83	3/3303 (0.1%)
All	All	0.76	0/14404	0.86	19/19534 (0.1%)

Chiral center outliers are detected by calculating the chiral volume of a chiral center and verifying if the center is modelled as a planar moiety or with the opposite hand. A planarity outlier is detected by checking planarity of atoms in a peptide group, atoms in a mainchain group or atoms of a sidechain that are expected to be planar.

Mol	Chain	#Chirality outliers	#Planarity outliers
1	B	0	1

There are no bond length outliers.

All (19) bond angle outliers are listed below:

Mol	Chain	Res	Type	Atoms	Z	Observed(°)	Ideal(°)
1	A	157	ARG	NE-CZ-NH2	7.54	124.07	120.30
1	D	283	ARG	NE-CZ-NH2	-7.27	116.67	120.30
1	B	277	THR	CB-CA-C	-6.81	93.20	111.60
1	B	42	ILE	CB-CA-C	-6.75	98.09	111.60
1	D	277	THR	CB-CA-C	-6.67	93.60	111.60
1	E	159	ARG	NE-CZ-NH2	-6.12	117.24	120.30
1	D	171	ARG	NE-CZ-NH2	5.97	123.29	120.30
1	D	157	ARG	NE-CZ-NH1	-5.95	117.33	120.30
1	F	169	ASP	CB-CG-OD1	5.91	123.62	118.30
1	E	243	LEU	CA-CB-CG	5.53	128.03	115.30

*Continued on next page...*

*Continued from previous page...*

Mol	Chain	Res	Type	Atoms	Z	Observed(°)	Ideal(°)
1	D	169	ASP	CB-CG-OD2	-5.41	113.43	118.30
1	C	309	LEU	CA-CB-CG	5.37	127.65	115.30
1	C	159	ARG	NE-CZ-NH2	-5.25	117.67	120.30
1	E	12	VAL	CB-CA-C	-5.25	101.43	111.40
1	F	277	THR	CB-CA-C	-5.20	97.55	111.60
1	B	33	ILE	C-N-CA	-5.17	108.77	121.70
1	D	157	ARG	NE-CZ-NH2	5.13	122.86	120.30
1	E	277	THR	CB-CA-C	-5.07	97.92	111.60
1	F	169	ASP	CB-CG-OD2	-5.01	113.79	118.30

There are no chirality outliers.

All (1) planarity outliers are listed below:

Mol	Chain	Res	Type	Group
1	B	91	GLY	Peptide

## 5.2 Too-close contacts

In the following table, the Non-H and H(model) columns list the number of non-hydrogen atoms and hydrogen atoms in the chain respectively. The H(added) column lists the number of hydrogen atoms added and optimized by MolProbity. The Clashes column lists the number of clashes within the asymmetric unit, whereas Symm-Clashes lists symmetry related clashes.

Mol	Chain	Non-H	H(model)	H(added)	Clashes	Symm-Clashes
1	A	2356	0	2374	125	1
1	B	2399	0	2417	145	0
1	C	2268	0	2288	156	0
1	D	2348	0	2370	149	0
1	E	2386	0	2408	163	0
1	F	2391	0	2413	169	0
2	A	5	0	0	0	0
2	B	5	0	0	4	0
2	C	5	0	0	0	0
2	D	5	0	0	2	0
2	E	5	0	0	0	0
2	F	5	0	0	3	0
3	B	20	0	10	4	1
3	D	20	0	10	1	0
3	F	20	0	10	4	0
4	A	16	0	0	0	0
4	B	25	0	0	7	0

*Continued on next page...*

*Continued from previous page...*

Mol	Chain	Non-H	H(model)	H(added)	Clashes	Symm-Clashes
4	C	20	0	0	0	0
4	D	25	0	0	2	0
4	E	28	0	0	3	0
4	F	21	0	0	3	0
All	All	14373	0	14300	860	1

The all-atom clashscore is defined as the number of clashes found per 1000 atoms (including hydrogen atoms). The all-atom clashscore for this structure is 30.

All (860) close contacts within the same asymmetric unit are listed below, sorted by their clash magnitude.

Atom-1	Atom-2	Interatomic distance (Å)	Clash overlap (Å)
1:C:165:MET:HE3	1:C:217:MET:CE	1.18	1.62
1:F:165:MET:HE3	1:F:217:MET:CE	1.33	1.53
1:A:165:MET:HE3	1:A:217:MET:CE	1.40	1.49
1:F:165:MET:CE	1:F:217:MET:HE1	1.43	1.48
1:C:165:MET:CE	1:C:217:MET:HE1	1.37	1.48
1:C:165:MET:CE	1:C:217:MET:CE	1.89	1.46
1:A:165:MET:CE	1:A:217:MET:HE1	1.51	1.37
1:D:210:LYS:CG	1:D:212:ASP:HB2	1.53	1.34
1:F:166:VAL:HG11	1:F:202:TRP:CZ2	1.70	1.25
1:F:165:MET:CE	1:F:217:MET:CE	2.05	1.23
1:E:203:VAL:HA	1:E:206:HIS:O	1.41	1.21
1:B:277:THR:HG22	1:B:278:PRO:CD	1.69	1.21
1:B:206:HIS:CE1	4:B:330:HOH:O	1.93	1.21
1:E:203:VAL:HG22	1:E:209:ILE:HB	1.20	1.20
1:C:56:ASN:ND2	1:E:157:ARG:HD3	1.56	1.18
1:C:165:MET:CE	1:C:217:MET:HE3	1.73	1.18
1:E:198:THR:CG2	1:E:200:ALA:HB3	1.73	1.18
1:B:186:PHE:CE1	1:B:302:MET:HE2	1.77	1.18
1:A:42:ILE:H	1:A:42:ILE:HD12	1.08	1.17
1:D:208:GLU:CG	1:D:209:ILE:H	1.60	1.15
1:C:311:LYS:NZ	1:C:311:LYS:HB3	1.49	1.15
1:E:295:THR:HG22	1:E:298:GLU:H	1.09	1.15
1:C:311:LYS:CB	1:C:311:LYS:NZ	2.01	1.13
1:D:210:LYS:HG2	1:D:212:ASP:CB	1.78	1.13
1:C:311:LYS:HZ2	1:C:311:LYS:CB	1.59	1.13
1:D:210:LYS:HG3	1:D:212:ASP:N	1.64	1.12
1:A:182:GLY:O	1:A:185:GLU:HG2	1.49	1.12
1:D:94:ARG:HG2	1:D:94:ARG:HH21	0.99	1.11
1:E:201:GLU:HA	1:E:204:LYS:HD2	1.23	1.11

*Continued on next page...*

*Continued from previous page...*

Atom-1	Atom-2	Interatomic distance (Å)	Clash overlap (Å)
1:A:198:THR:HG22	1:A:201:GLU:H	1.05	1.11
1:E:201:GLU:HA	1:E:204:LYS:CD	1.80	1.11
1:A:165:MET:CE	1:A:217:MET:CE	2.16	1.10
1:B:198:THR:HG22	1:B:201:GLU:H	1.10	1.09
1:E:198:THR:HG22	1:E:201:GLU:H	1.06	1.08
1:D:208:GLU:HG3	1:D:209:ILE:H	1.00	1.08
1:E:203:VAL:HG22	1:E:209:ILE:CB	1.83	1.07
1:A:42:ILE:CD1	1:A:42:ILE:H	1.66	1.07
1:F:262:VAL:HG22	1:F:286:ILE:HD13	1.35	1.06
1:A:295:THR:HG22	1:A:298:GLU:H	1.18	1.06
1:D:157:ARG:HD3	1:F:56:ASN:ND2	1.69	1.06
1:E:198:THR:HG22	1:E:201:GLU:N	1.70	1.06
1:C:7:LYS:HE2	4:D:337:HOH:O	0.89	1.06
1:E:198:THR:HG21	1:E:200:ALA:HB3	1.09	1.05
1:D:198:THR:HG21	1:D:200:ALA:HB3	1.39	1.04
1:F:225:ALA:HB2	2:F:327:SO4:O4	1.57	1.04
1:B:277:THR:HG22	1:B:278:PRO:HD2	1.06	1.04
1:D:277:THR:HG22	1:D:278:PRO:HD2	1.37	1.04
1:E:206:HIS:HA	1:E:208:GLU:OE2	1.58	1.04
1:E:245:ARG:NH1	1:E:254:GLU:OE1	1.90	1.04
1:B:295:THR:CG2	1:B:298:GLU:H	1.73	1.02
1:B:295:THR:HG22	1:B:298:GLU:H	0.88	1.02
1:E:143:LYS:HE2	1:E:263:TYR:CE2	1.94	1.02
1:F:262:VAL:HG11	1:F:289:ILE:HG13	1.39	1.01
1:D:295:THR:HG22	1:D:298:GLU:H	1.26	1.01
1:D:210:LYS:HG3	1:D:212:ASP:H	0.86	1.01
1:B:295:THR:HG22	1:B:298:GLU:N	1.73	1.00
1:F:93:THR:CG2	1:F:96:ASP:HB2	1.91	1.00
1:E:203:VAL:CG2	1:E:209:ILE:CG2	2.38	1.00
1:D:208:GLU:HG3	1:D:209:ILE:N	1.69	1.00
1:E:264:MET:HG2	1:E:270:LEU:HB2	1.42	1.00
1:E:200:ALA:O	1:E:203:VAL:HB	1.61	0.99
1:F:198:THR:HG22	1:F:200:ALA:N	1.77	0.99
1:C:157:ARG:HD3	1:E:56:ASN:ND2	1.77	0.98
1:F:262:VAL:HG22	1:F:286:ILE:CD1	1.90	0.98
1:E:193:ASN:HD22	1:E:196:GLY:H	1.08	0.98
1:E:198:THR:CG2	1:E:201:GLU:H	1.76	0.98
1:F:93:THR:HG23	1:F:96:ASP:HB2	0.98	0.97
1:F:268:TYR:OH	1:F:277:THR:HG21	1.64	0.97
1:C:311:LYS:HZ3	1:C:311:LYS:HB3	1.27	0.96
1:E:7:LYS:HA	1:F:283:ARG:NH1	1.80	0.96

*Continued on next page...*

*Continued from previous page...*

Atom-1	Atom-2	Interatomic distance (Å)	Clash overlap (Å)
1:C:56:ASN:HD21	1:E:157:ARG:HD3	1.31	0.95
1:D:193:ASN:HD22	1:D:196:GLY:H	1.14	0.95
1:D:206:HIS:O	1:D:208:GLU:HG2	1.67	0.94
1:F:93:THR:HG23	1:F:96:ASP:CB	1.94	0.94
1:A:42:ILE:N	1:A:42:ILE:HD12	1.83	0.94
1:C:228:ILE:CG2	1:C:235:THR:HG22	1.96	0.94
1:E:203:VAL:HG22	1:E:209:ILE:CG2	1.97	0.94
1:D:264:MET:HG2	1:D:270:LEU:HB2	1.47	0.94
1:A:157:ARG:HD3	1:B:56:ASN:ND2	1.83	0.94
1:B:228:ILE:HG21	1:B:235:THR:HG22	1.48	0.94
1:D:193:ASN:ND2	1:D:196:GLY:H	1.66	0.93
1:E:178:MET:HE3	1:E:277:THR:HG23	1.51	0.93
1:B:277:THR:CG2	1:B:278:PRO:HD2	1.97	0.93
1:D:94:ARG:CG	1:D:94:ARG:HH21	1.77	0.93
1:D:198:THR:CG2	1:D:200:ALA:HB3	1.97	0.93
1:B:186:PHE:HE1	1:B:302:MET:HE2	1.15	0.93
1:B:157:ARG:NH1	2:B:327:SO4:O1	2.00	0.93
1:D:94:ARG:NH2	1:D:94:ARG:HG2	1.81	0.93
1:C:228:ILE:HG21	1:C:235:THR:HG22	1.50	0.92
1:E:165:MET:CE	1:E:217:MET:CE	2.48	0.92
1:C:165:MET:HE2	1:C:217:MET:CE	1.99	0.91
1:D:194:ILE:HD12	1:D:199:ILE:CD1	2.01	0.91
1:C:165:MET:HE3	1:C:217:MET:HE3	1.39	0.91
1:C:245:ARG:NH1	1:C:254:GLU:OE1	2.04	0.91
1:C:311:LYS:HZ2	1:C:311:LYS:HB2	1.36	0.90
1:F:295:THR:HG22	1:F:297:HIS:N	1.86	0.90
1:A:126:ASN:HD22	1:A:127:PRO:HA	1.33	0.90
1:B:199:ILE:O	1:B:203:VAL:HG23	1.71	0.90
1:B:206:HIS:HE1	4:B:330:HOH:O	1.33	0.90
1:F:166:VAL:HG11	1:F:202:TRP:HZ2	1.14	0.90
1:E:201:GLU:C	1:E:203:VAL:H	1.74	0.90
1:F:295:THR:HB	1:F:298:GLU:HB2	1.53	0.89
1:D:210:LYS:HG2	1:D:212:ASP:HB2	0.90	0.89
1:F:210:LYS:HA	1:F:210:LYS:CE	2.01	0.89
1:B:205:ALA:O	1:B:206:HIS:CD2	2.25	0.89
1:D:206:HIS:O	1:D:208:GLU:CG	2.21	0.89
1:B:190:SER:OG	1:B:191:HIS:HD2	1.55	0.89
1:A:190:SER:OG	1:A:191:HIS:HD2	1.56	0.89
1:A:198:THR:HG22	1:A:201:GLU:N	1.89	0.88
1:E:7:LYS:HG3	1:F:283:ARG:HH12	1.35	0.87
1:E:201:GLU:O	1:E:203:VAL:N	2.08	0.86

*Continued on next page...*

*Continued from previous page...*

Atom-1	Atom-2	Interatomic distance (Å)	Clash overlap (Å)
1:E:198:THR:CG2	1:E:200:ALA:CB	2.52	0.86
1:C:180:GLU:OE2	1:C:309:LEU:HD23	1.76	0.86
1:F:268:TYR:OH	1:F:277:THR:CG2	2.24	0.86
1:E:165:MET:HE2	1:E:217:MET:CE	2.05	0.86
1:C:216:LYS:HA	1:C:219:GLU:HG3	1.56	0.86
1:D:210:LYS:CG	1:D:212:ASP:CB	2.42	0.85
1:C:232:LYS:HE3	1:E:50:ASP:OD1	1.74	0.85
1:F:210:LYS:HA	1:F:210:LYS:HE2	1.59	0.84
1:F:295:THR:CG2	1:F:296:ASP:N	2.41	0.84
1:E:203:VAL:CG2	1:E:209:ILE:HG21	2.06	0.84
1:A:262:VAL:HG22	1:A:286:ILE:HD13	1.60	0.84
1:D:268:TYR:OH	1:D:277:THR:CG2	2.26	0.83
1:B:186:PHE:CZ	1:B:302:MET:HE2	2.14	0.83
1:B:198:THR:HG22	1:B:201:GLU:N	1.92	0.83
1:C:311:LYS:HB2	1:C:311:LYS:NZ	1.91	0.83
1:A:262:VAL:CG1	1:A:289:ILE:CD1	2.57	0.83
1:F:198:THR:HB	1:F:201:GLU:HG3	1.61	0.82
1:E:295:THR:HG22	1:E:298:GLU:N	1.94	0.82
1:E:165:MET:CE	1:E:217:MET:HE1	2.07	0.82
1:E:209:ILE:O	1:E:209:ILE:HG22	1.80	0.82
1:E:7:LYS:HA	1:F:283:ARG:HH11	1.43	0.82
1:A:245:ARG:NH1	1:A:254:GLU:OE1	2.12	0.82
1:F:166:VAL:CG1	1:F:202:TRP:HZ2	1.93	0.81
1:F:198:THR:HG22	1:F:200:ALA:H	1.45	0.81
1:D:226:TYR:OH	1:D:230:LYS:NZ	2.13	0.81
1:D:210:LYS:CG	1:D:212:ASP:H	1.82	0.81
1:D:295:THR:HG22	1:D:297:HIS:N	1.96	0.81
1:F:277:THR:HB	1:F:278:PRO:HD2	1.63	0.81
1:D:208:GLU:CG	1:D:209:ILE:N	2.32	0.81
1:D:248:LYS:NZ	4:D:331:HOH:O	2.13	0.81
1:D:194:ILE:CD1	1:D:199:ILE:CD1	2.58	0.80
1:A:56:ASN:HD21	1:B:157:ARG:HD3	1.47	0.80
1:A:193:ASN:HD22	1:A:196:GLY:H	1.28	0.80
1:A:262:VAL:HG22	1:A:286:ILE:CD1	2.11	0.80
1:A:182:GLY:O	1:A:185:GLU:CG	2.28	0.80
1:C:311:LYS:HZ2	1:C:311:LYS:HB3	1.19	0.79
1:B:211:GLU:O	1:B:215:VAL:HG23	1.82	0.79
1:D:262:VAL:HG12	1:D:289:ILE:HD13	1.65	0.79
1:B:154:ASP:OD2	1:B:181:HIS:ND1	2.15	0.79
1:C:56:ASN:ND2	1:E:157:ARG:CD	2.42	0.78
1:B:165:MET:HE3	1:B:217:MET:HE1	1.65	0.78

*Continued on next page...*



*Continued from previous page...*

Atom-1	Atom-2	Interatomic distance (Å)	Clash overlap (Å)
1:B:245:ARG:NH1	1:B:254:GLU:OE1	2.14	0.78
1:E:277:THR:HG22	1:E:278:PRO:HD2	1.64	0.78
1:B:277:THR:CG2	1:B:278:PRO:CD	2.56	0.78
1:F:268:TYR:CZ	1:F:277:THR:HG21	2.19	0.78
1:C:160:GLN:O	1:C:164:GLU:HG3	1.84	0.77
1:D:277:THR:HG22	1:D:278:PRO:CD	2.14	0.77
1:F:295:THR:CG2	1:F:297:HIS:N	2.48	0.77
1:C:239:ILE:HG13	1:C:243:LEU:HD22	1.66	0.77
1:B:277:THR:HG21	1:B:290:LEU:O	1.85	0.77
1:D:273:ILE:HG22	1:D:313:LEU:HD12	1.67	0.77
1:E:295:THR:CG2	1:E:298:GLU:H	1.95	0.77
1:F:190:SER:OG	1:F:191:HIS:CD2	2.38	0.77
1:E:193:ASN:HD22	1:E:196:GLY:N	1.81	0.76
1:B:228:ILE:CG2	1:B:235:THR:HG22	2.14	0.76
1:A:262:VAL:CG1	1:A:289:ILE:HD13	2.15	0.76
1:D:94:ARG:CG	1:D:94:ARG:NH2	2.44	0.76
1:F:190:SER:OG	1:F:191:HIS:HD2	1.68	0.76
1:F:165:MET:CE	1:F:217:MET:HE3	2.15	0.76
1:D:245:ARG:NH1	1:D:254:GLU:OE1	2.18	0.76
1:E:165:MET:CE	1:E:217:MET:HE3	2.13	0.76
1:F:262:VAL:CG1	1:F:289:ILE:HG13	2.16	0.76
1:F:188:VAL:O	1:F:188:VAL:HG12	1.83	0.76
1:D:194:ILE:HD12	1:D:199:ILE:HD13	1.66	0.75
1:E:203:VAL:HG21	1:E:209:ILE:CG2	2.15	0.75
1:E:88:GLN:HB2	1:E:97:LEU:HD13	1.68	0.75
1:F:225:ALA:CB	2:F:327:SO4:O4	2.34	0.75
1:F:206:HIS:CA	1:F:208:GLU:OE1	2.34	0.75
1:B:232:LYS:HE2	1:B:234:ALA:O	1.86	0.75
1:D:295:THR:HG22	1:D:298:GLU:N	2.01	0.75
1:E:165:MET:HE2	1:E:217:MET:HE1	1.63	0.75
1:E:193:ASN:ND2	1:E:196:GLY:H	1.85	0.75
1:A:98:VAL:HG13	1:A:130:ILE:HG21	1.69	0.75
1:C:11:LYS:HG3	1:C:36:GLU:HG2	1.67	0.75
1:F:264:MET:HG2	1:F:270:LEU:HB2	1.69	0.74
1:F:199:ILE:O	1:F:203:VAL:HG23	1.87	0.74
1:D:193:ASN:HD22	1:D:196:GLY:N	1.86	0.74
1:B:186:PHE:CZ	1:B:302:MET:CE	2.70	0.74
1:E:295:THR:HB	1:E:298:GLU:OE1	1.88	0.73
1:E:7:LYS:HG3	1:F:283:ARG:NH1	2.03	0.73
1:F:309:LEU:CD2	1:F:313:LEU:CD2	2.66	0.73
1:D:157:ARG:HD3	1:F:56:ASN:HD21	1.54	0.73

*Continued on next page...*

*Continued from previous page...*

Atom-1	Atom-2	Interatomic distance (Å)	Clash overlap (Å)
1:F:110:ASP:HB2	1:F:111:PRO:HD3	1.69	0.73
1:F:277:THR:HB	1:F:278:PRO:CD	2.16	0.73
1:D:194:ILE:CD1	1:D:199:ILE:HD11	2.19	0.72
1:E:263:TYR:HD1	1:E:274:TYR:CE1	2.07	0.72
1:F:206:HIS:C	1:F:208:GLU:OE1	2.26	0.72
1:D:198:THR:HB	1:D:201:GLU:HG3	1.69	0.72
1:D:198:THR:HG22	1:D:200:ALA:N	2.05	0.72
1:C:296:ASP:N	1:C:296:ASP:OD1	2.22	0.72
3:F:328:FBP:O6P	4:F:333:HOH:O	2.06	0.72
1:C:165:MET:HE3	1:C:217:MET:HE1	0.72	0.72
1:C:163:ALA:HB1	1:C:168:VAL:O	1.88	0.72
1:C:165:MET:HE2	1:C:217:MET:HE1	1.57	0.72
1:D:210:LYS:HG3	1:D:212:ASP:HB2	1.57	0.72
1:E:201:GLU:C	1:E:203:VAL:N	2.39	0.72
1:E:143:LYS:HE2	1:E:263:TYR:CD2	2.24	0.72
1:D:108:ILE:O	1:D:111:PRO:HD2	1.90	0.72
1:E:215:VAL:O	1:E:219:GLU:HG3	1.89	0.71
1:D:295:THR:CG2	1:D:298:GLU:H	2.01	0.71
1:B:165:MET:HE3	1:B:217:MET:CE	2.19	0.71
1:E:206:HIS:CA	1:E:208:GLU:OE2	2.37	0.71
1:D:190:SER:OG	1:D:191:HIS:CD2	2.43	0.71
1:C:169:ASP:OD2	1:C:171:ARG:NH2	2.24	0.71
1:C:295:THR:HG22	1:C:298:GLU:N	2.06	0.71
1:D:295:THR:HB	1:D:298:GLU:HB2	1.72	0.70
1:C:295:THR:HG23	1:C:297:HIS:N	2.06	0.70
1:F:288:ASN:N	1:F:288:ASN:OD1	2.24	0.70
1:A:129:ASP:OD1	1:A:261:SER:HB3	1.91	0.70
1:C:133:TYR:CD1	1:C:313:LEU:HD11	2.26	0.70
1:D:226:TYR:OH	1:D:230:LYS:CE	2.39	0.70
1:B:213:LYS:HB3	1:B:213:LYS:NZ	2.07	0.70
1:B:93:THR:OG1	1:B:96:ASP:HB2	1.90	0.70
1:A:211:GLU:OE2	1:A:214:LEU:HD12	1.92	0.70
1:B:223:ASP:OD2	4:B:341:HOH:O	2.10	0.70
1:C:314:THR:O	1:C:315:ASP:O	2.09	0.70
1:D:226:TYR:OH	1:D:230:LYS:HE3	1.90	0.70
1:E:201:GLU:HG2	1:E:204:LYS:HE2	1.73	0.70
1:E:201:GLU:HA	1:E:204:LYS:HD3	1.74	0.69
1:F:268:TYR:CE2	1:F:277:THR:HG21	2.27	0.69
1:F:295:THR:HG22	1:F:296:ASP:C	2.11	0.69
1:A:262:VAL:HG11	1:A:289:ILE:CD1	2.22	0.69
1:B:203:VAL:O	1:B:204:LYS:HD2	1.92	0.69

*Continued on next page...*

*Continued from previous page...*

Atom-1	Atom-2	Interatomic distance (Å)	Clash overlap (Å)
1:E:198:THR:CG2	1:E:200:ALA:N	2.56	0.68
1:F:309:LEU:HD22	1:F:313:LEU:HD23	1.75	0.68
1:C:165:MET:HE3	1:C:217:MET:SD	2.33	0.68
1:C:7:LYS:O	1:C:7:LYS:HG3	1.93	0.68
1:D:206:HIS:HE1	4:E:355:HOH:O	1.75	0.68
1:B:295:THR:HG21	4:B:353:HOH:O	1.93	0.68
1:B:277:THR:HG22	1:B:278:PRO:HD3	1.73	0.68
1:E:178:MET:SD	1:E:292:ILE:HD11	2.34	0.68
1:C:154:ASP:OD2	1:C:181:HIS:ND1	2.26	0.68
1:D:295:THR:CG2	1:D:297:HIS:H	2.07	0.68
1:C:264:MET:HG2	1:C:270:LEU:CB	2.24	0.68
1:E:7:LYS:N	1:E:7:LYS:HZ2	1.92	0.68
1:A:99:ASN:HA	1:A:102:LEU:HD12	1.75	0.68
1:F:174:HIS:ND1	3:F:328:FBP:O4P	2.20	0.68
1:B:159:ARG:CD	4:B:337:HOH:O	2.41	0.68
1:F:277:THR:CB	1:F:278:PRO:HD2	2.22	0.67
1:E:201:GLU:CG	1:E:204:LYS:HE2	2.25	0.67
1:C:182:GLY:O	1:C:185:GLU:HG2	1.95	0.67
1:E:203:VAL:CG2	1:E:209:ILE:HG22	2.24	0.67
1:E:209:ILE:O	1:E:209:ILE:CG2	2.42	0.67
1:A:56:ASN:ND2	1:B:157:ARG:HD3	2.09	0.67
1:A:216:LYS:HE2	1:A:220:ASP:OD2	1.94	0.67
1:F:47:THR:OG1	1:F:68:SER:HB2	1.95	0.67
1:B:186:PHE:CE1	1:B:302:MET:CE	2.68	0.67
1:A:190:SER:OG	1:A:191:HIS:CD2	2.45	0.67
1:B:174:HIS:HE1	3:B:328:FBP:O5	1.77	0.67
1:F:198:THR:CG2	1:F:200:ALA:H	2.08	0.67
1:E:203:VAL:HG21	1:E:209:ILE:HG22	1.76	0.67
1:D:200:ALA:O	1:D:202:TRP:N	2.27	0.67
1:F:134:ALA:O	1:F:138:LEU:HD12	1.95	0.66
1:C:165:MET:CE	1:C:213:LYS:HG3	2.25	0.66
1:A:165:MET:HE1	1:A:217:MET:CE	2.24	0.66
1:C:157:ARG:HD3	1:E:56:ASN:HD21	1.58	0.66
1:B:11:LYS:NZ	1:B:76:ASP:OD1	2.25	0.66
1:B:106:LYS:HG3	1:B:138:LEU:HD22	1.76	0.66
1:E:191:HIS:O	4:E:352:HOH:O	2.13	0.66
1:A:299:GLU:O	1:A:303:GLN:HG2	1.95	0.66
1:F:210:LYS:CA	1:F:210:LYS:HE2	2.24	0.66
1:E:165:MET:HE3	1:E:217:MET:CE	2.25	0.66
1:A:232:LYS:HE3	1:A:234:ALA:O	1.96	0.66
1:D:56:ASN:HD21	1:F:157:ARG:HH21	1.43	0.66

*Continued on next page...*

*Continued from previous page...*

Atom-1	Atom-2	Interatomic distance (Å)	Clash overlap (Å)
1:F:268:TYR:CZ	1:F:277:THR:CG2	2.79	0.65
1:D:262:VAL:HG12	1:D:289:ILE:CD1	2.26	0.65
1:D:98:VAL:O	1:D:102:LEU:HG	1.96	0.65
1:C:83:THR:O	1:C:84:ALA:CB	2.44	0.65
1:E:203:VAL:HA	1:E:206:HIS:C	2.16	0.65
1:B:159:ARG:HD3	4:B:337:HOH:O	1.97	0.65
1:F:67:TYR:CE2	1:F:69:ALA:HB2	2.31	0.65
1:E:200:ALA:O	1:E:203:VAL:CB	2.43	0.65
1:F:198:THR:HB	1:F:201:GLU:CG	2.26	0.64
1:C:157:ARG:HH21	1:E:56:ASN:HD21	1.45	0.64
1:B:193:ASN:ND2	1:B:196:GLY:H	1.96	0.64
1:F:206:HIS:HB3	1:F:208:GLU:OE1	1.97	0.64
1:F:295:THR:HG23	1:F:296:ASP:N	2.12	0.64
1:D:58:LEU:HD21	1:D:64:LYS:HB2	1.79	0.64
1:C:295:THR:HG22	1:C:298:GLU:CB	2.27	0.64
1:C:295:THR:HG22	1:C:298:GLU:HB2	1.80	0.64
1:A:106:LYS:HE3	1:A:110:ASP:OD2	1.97	0.64
1:C:83:THR:O	1:C:84:ALA:HB2	1.97	0.64
1:C:194:ILE:HD12	1:C:202:TRP:CE3	2.31	0.64
1:E:165:MET:HE3	1:E:217:MET:HE1	1.79	0.64
1:E:165:MET:HE2	1:E:217:MET:HE3	1.76	0.64
1:A:11:LYS:HE3	1:A:36:GLU:OE2	1.98	0.64
1:C:33:ILE:HD13	1:C:248:LYS:HB2	1.79	0.64
1:C:193:ASN:HD22	1:C:196:GLY:H	1.44	0.63
1:F:262:VAL:HG22	1:F:286:ILE:HD11	1.79	0.63
1:F:89:LYS:O	1:F:92:GLU:HB2	1.97	0.63
1:A:262:VAL:CG1	1:A:289:ILE:HD11	2.27	0.63
1:E:202:TRP:O	1:E:209:ILE:HD12	1.99	0.63
1:C:85:GLY:HA2	1:C:101:ASN:OD1	1.99	0.63
1:B:190:SER:OG	1:B:191:HIS:CD2	2.45	0.63
1:B:205:ALA:C	1:B:206:HIS:CD2	2.72	0.62
1:D:268:TYR:OH	1:D:277:THR:HG21	1.98	0.62
1:F:277:THR:CB	1:F:278:PRO:CD	2.76	0.62
1:D:262:VAL:CG1	1:D:289:ILE:CD1	2.77	0.62
1:D:93:THR:HG22	1:D:96:ASP:H	1.64	0.62
1:B:187:PRO:HG3	1:B:218:PHE:CG	2.34	0.62
1:C:187:PRO:HG3	1:C:218:PHE:CG	2.34	0.62
1:E:201:GLU:HG2	1:E:204:LYS:HD3	1.82	0.62
1:D:198:THR:CG2	1:D:200:ALA:CB	2.75	0.62
1:D:194:ILE:HD12	1:D:199:ILE:HD11	1.81	0.62
1:B:213:LYS:HZ2	1:B:213:LYS:HB3	1.64	0.62

*Continued on next page...*

*Continued from previous page...*

Atom-1	Atom-2	Interatomic distance (Å)	Clash overlap (Å)
1:C:295:THR:CG2	1:C:298:GLU:N	2.62	0.62
1:B:165:MET:CE	1:B:217:MET:HE1	2.29	0.62
3:D:328:FBP:O4P	1:E:174:HIS:ND1	2.22	0.62
1:F:295:THR:HG22	1:F:296:ASP:N	2.12	0.62
1:B:178:MET:CE	1:B:302:MET:HE1	2.30	0.61
1:A:12:VAL:HG22	1:A:79:LEU:HB3	1.82	0.61
1:C:191:HIS:HE1	1:F:201:GLU:OE2	1.82	0.61
1:E:191:HIS:CE1	1:E:293:PRO:HG2	2.35	0.61
1:D:260:LEU:O	1:D:276:GLY:HA2	2.01	0.61
1:E:202:TRP:C	1:E:206:HIS:HB2	2.21	0.61
1:E:198:THR:HG23	1:E:200:ALA:H	1.65	0.61
1:B:6:ASP:N	1:B:6:ASP:OD1	2.34	0.61
1:A:210:LYS:HB3	1:A:212:ASP:OD1	2.01	0.61
1:F:41:ASP:O	1:F:44:LYS:HE2	2.00	0.61
1:E:75:LYS:HD3	1:E:115:SER:O	2.00	0.61
1:C:165:MET:HE1	1:C:213:LYS:HG3	1.80	0.60
1:E:7:LYS:N	1:E:7:LYS:NZ	2.49	0.60
1:D:11:LYS:HG3	1:D:36:GLU:HG2	1.81	0.60
1:F:309:LEU:CD2	1:F:313:LEU:HD23	2.29	0.60
1:E:233:GLY:O	1:E:234:ALA:HB2	2.00	0.60
1:E:260:LEU:O	1:E:276:GLY:HA2	2.01	0.60
1:E:182:GLY:O	1:E:185:GLU:HG2	2.01	0.60
1:D:30:LEU:HD12	1:F:30:LEU:HD12	1.84	0.60
1:A:262:VAL:HG11	1:A:289:ILE:HD13	1.82	0.60
1:D:262:VAL:CG1	1:D:289:ILE:HD13	2.32	0.60
1:E:232:LYS:HE2	1:E:234:ALA:O	2.01	0.60
1:B:212:ASP:N	1:B:212:ASP:OD2	2.32	0.60
1:D:203:VAL:HG12	1:D:203:VAL:O	2.01	0.60
1:E:33:ILE:O	1:E:34:ALA:HB3	2.02	0.60
1:C:161:SER:OG	1:C:217:MET:HG3	2.02	0.60
1:C:264:MET:HG2	1:C:270:LEU:HB2	1.84	0.60
1:B:166:VAL:O	1:B:166:VAL:CG1	2.49	0.60
1:D:226:TYR:CZ	1:D:230:LYS:HE3	2.37	0.59
1:E:198:THR:CG2	1:E:200:ALA:CA	2.81	0.59
1:E:209:ILE:O	1:E:210:LYS:C	2.40	0.59
1:D:254:GLU:O	1:D:255:ASN:HB2	2.02	0.59
1:F:263:TYR:CZ	1:F:272:ASP:HA	2.38	0.59
1:B:183:ASP:OD1	1:B:183:ASP:N	2.36	0.59
1:C:210:LYS:HB3	1:C:212:ASP:HB2	1.84	0.59
1:B:165:MET:CE	1:B:217:MET:CE	2.80	0.59
1:C:124:ALA:HB2	1:C:243:LEU:HD11	1.84	0.59

*Continued on next page...*

*Continued from previous page...*

Atom-1	Atom-2	Interatomic distance (Å)	Clash overlap (Å)
1:C:264:MET:HG2	1:C:270:LEU:HB3	1.84	0.59
1:A:225:ALA:O	1:A:226:TYR:C	2.39	0.59
1:C:165:MET:HE1	1:C:217:MET:HE3	1.78	0.59
1:D:210:LYS:HG3	1:D:212:ASP:CA	2.33	0.58
1:D:208:GLU:CD	1:D:209:ILE:H	2.05	0.58
1:C:33:ILE:O	1:C:34:ALA:HB3	2.03	0.58
1:E:11:LYS:NZ	1:E:76:ASP:OD1	2.31	0.58
1:C:7:LYS:CG	1:C:7:LYS:O	2.50	0.58
1:B:295:THR:HB	1:B:298:GLU:OE1	2.04	0.58
1:D:235:THR:HG21	2:D:327:SO4:O1	2.02	0.58
1:D:193:ASN:HB2	1:D:197:VAL:O	2.03	0.58
1:E:178:MET:SD	1:E:292:ILE:CD1	2.92	0.58
1:A:98:VAL:O	1:A:102:LEU:HG	2.03	0.58
1:D:182:GLY:O	1:D:185:GLU:HG2	2.03	0.58
1:A:165:MET:CE	1:A:217:MET:HE3	2.27	0.58
1:D:198:THR:HB	1:D:201:GLU:CG	2.33	0.58
1:E:106:LYS:HA	1:E:138:LEU:HD13	1.85	0.58
1:B:83:THR:O	1:B:84:ALA:O	2.22	0.58
1:A:262:VAL:HG12	1:A:289:ILE:HD13	1.85	0.58
1:A:193:ASN:HD22	1:A:196:GLY:N	2.00	0.58
1:B:186:PHE:HZ	1:B:302:MET:CE	2.17	0.58
1:B:178:MET:HE2	1:B:302:MET:CE	2.34	0.57
1:C:56:ASN:HD21	1:E:157:ARG:CD	2.09	0.57
1:F:295:THR:CG2	1:F:298:GLU:H	2.17	0.57
1:F:165:MET:HE2	1:F:217:MET:CE	2.24	0.57
1:E:198:THR:HG22	1:E:200:ALA:N	2.18	0.57
1:B:178:MET:HB3	1:B:302:MET:HE1	1.85	0.57
1:D:47:THR:OG1	1:D:68:SER:OG	2.22	0.57
1:F:198:THR:CG2	1:F:199:ILE:N	2.68	0.57
1:F:262:VAL:HG11	1:F:289:ILE:CG1	2.25	0.57
1:F:211:GLU:O	1:F:215:VAL:HG23	2.05	0.57
1:D:198:THR:CG2	1:D:200:ALA:N	2.68	0.57
1:E:198:THR:HG22	1:E:200:ALA:CA	2.35	0.57
1:E:198:THR:HG23	1:E:200:ALA:N	2.18	0.57
1:E:166:VAL:HG11	1:E:194:ILE:CD1	2.35	0.56
1:F:148:GLY:HA3	1:F:261:SER:HB3	1.85	0.56
1:C:130:ILE:HG12	1:C:313:LEU:HD23	1.86	0.56
1:B:228:ILE:HB	1:B:235:THR:CG2	2.35	0.56
1:A:272:ASP:O	1:A:273:ILE:CG2	2.54	0.56
1:E:239:ILE:HG13	1:E:243:LEU:HD22	1.88	0.56
1:C:312:VAL:O	1:C:314:THR:N	2.39	0.56

*Continued on next page...*

*Continued from previous page...*

Atom-1	Atom-2	Interatomic distance (Å)	Clash overlap (Å)
1:F:268:TYR:CE2	1:F:277:THR:CG2	2.89	0.56
1:C:232:LYS:CE	1:E:50:ASP:OD1	2.52	0.56
1:F:230:LYS:O	1:F:230:LYS:HG2	2.05	0.56
1:D:165:MET:HE3	1:D:208:GLU:OE1	2.05	0.56
1:C:152:SER:HA	1:C:259:PRO:HG2	1.87	0.56
1:D:295:THR:HG22	1:D:297:HIS:H	1.64	0.56
1:A:187:PRO:HD3	1:A:218:PHE:CZ	2.40	0.56
1:F:281:ILE:O	1:F:281:ILE:HG23	2.05	0.56
1:D:194:ILE:HD11	1:D:199:ILE:CD1	2.35	0.56
1:C:254:GLU:O	1:C:255:ASN:HB2	2.04	0.56
1:C:29:VAL:HA	1:C:64:LYS:HE3	1.88	0.56
1:D:129:ASP:OD1	1:D:261:SER:HB3	2.05	0.56
1:C:295:THR:HG23	1:C:297:HIS:H	1.71	0.55
1:E:110:ASP:HB2	1:E:111:PRO:HD3	1.86	0.55
1:A:103:LYS:O	1:A:104:ILE:C	2.44	0.55
1:D:56:ASN:ND2	1:F:157:ARG:HH21	2.03	0.55
1:A:198:THR:HB	1:A:201:GLU:OE1	2.05	0.55
1:C:157:ARG:HH21	1:E:56:ASN:ND2	2.05	0.55
1:A:94:ARG:O	1:A:98:VAL:HG23	2.06	0.55
1:B:264:MET:HG2	1:B:270:LEU:HB2	1.87	0.55
1:D:206:HIS:O	1:D:208:GLU:N	2.39	0.55
1:D:300:GLU:OE1	1:D:304:LYS:HE2	2.06	0.55
1:C:157:ARG:HD3	1:E:56:ASN:CG	2.27	0.55
1:A:110:ASP:HB2	1:A:111:PRO:HD3	1.88	0.55
1:C:262:VAL:CG2	1:C:277:THR:HG22	2.36	0.55
1:E:152:SER:HA	1:E:259:PRO:HG2	1.88	0.55
1:D:210:LYS:HG3	1:D:212:ASP:CB	2.25	0.55
1:C:193:ASN:HB2	1:C:197:VAL:O	2.07	0.55
1:B:263:TYR:CZ	1:B:272:ASP:HA	2.42	0.55
1:F:160:GLN:OE1	1:F:160:GLN:HA	2.06	0.55
1:F:295:THR:HG22	1:F:298:GLU:H	1.71	0.55
1:A:144:ASN:HB2	1:A:286:ILE:HB	1.89	0.55
1:B:213:LYS:CB	1:B:213:LYS:NZ	2.70	0.55
1:A:165:MET:HE3	1:A:217:MET:HE1	0.60	0.54
1:F:262:VAL:CG2	1:F:286:ILE:HD13	2.24	0.54
1:F:295:THR:CG2	1:F:297:HIS:H	2.19	0.54
1:D:226:TYR:CZ	1:D:230:LYS:NZ	2.75	0.54
1:A:211:GLU:HA	1:A:211:GLU:OE2	2.06	0.54
1:E:43:PHE:O	1:E:47:THR:HG23	2.07	0.54
1:A:169:ASP:OD1	1:B:63:PRO:HG3	2.07	0.54
1:A:306:ALA:O	1:A:309:LEU:N	2.40	0.54

*Continued on next page...*

*Continued from previous page...*

Atom-1	Atom-2	Interatomic distance (Å)	Clash overlap (Å)
1:F:110:ASP:CB	1:F:111:PRO:HD3	2.37	0.54
1:F:210:LYS:HE2	1:F:211:GLU:H	1.72	0.54
1:E:212:ASP:OD2	1:E:212:ASP:C	2.43	0.54
1:D:158:PHE:O	1:D:162:ILE:HG13	2.08	0.54
1:F:206:HIS:CB	1:F:208:GLU:OE1	2.55	0.54
1:F:295:THR:HB	1:F:298:GLU:CB	2.32	0.54
1:B:192:ALA:HB3	1:B:199:ILE:HG13	1.90	0.54
1:B:249:ALA:HA	1:B:254:GLU:HG3	1.89	0.54
1:F:166:VAL:CG1	1:F:202:TRP:CZ2	2.64	0.54
1:C:295:THR:HG22	1:C:298:GLU:H	1.72	0.54
1:B:129:ASP:OD1	1:B:261:SER:HB3	2.08	0.54
1:A:157:ARG:HD3	1:B:56:ASN:CG	2.28	0.53
1:D:181:HIS:HE1	2:D:327:SO4:O3	1.91	0.53
1:B:152:SER:HB3	1:B:259:PRO:O	2.09	0.53
1:E:201:GLU:CA	1:E:204:LYS:CD	2.71	0.53
1:A:198:THR:HG23	1:A:200:ALA:H	1.74	0.53
1:F:187:PRO:HD3	1:F:218:PHE:CE1	2.43	0.53
1:D:239:ILE:HG13	1:D:243:LEU:HD22	1.90	0.53
1:F:198:THR:HG22	1:F:199:ILE:N	2.23	0.53
1:E:203:VAL:CA	1:E:206:HIS:O	2.35	0.53
1:C:213:LYS:HE3	1:C:217:MET:HE2	1.90	0.53
1:A:157:ARG:HH21	1:B:56:ASN:ND2	2.07	0.53
1:D:53:ASP:O	1:D:56:ASN:HB2	2.09	0.53
1:E:166:VAL:HG22	1:E:202:TRP:CE2	2.43	0.53
1:B:159:ARG:HD2	4:B:337:HOH:O	2.06	0.53
1:A:193:ASN:ND2	1:A:196:GLY:H	2.04	0.53
1:B:80:VAL:HG11	1:B:112:ILE:HD13	1.91	0.53
1:A:97:LEU:HA	1:A:100:LYS:HE3	1.90	0.53
1:E:202:TRP:O	1:E:206:HIS:HB2	2.08	0.53
1:A:193:ASN:ND2	1:A:196:GLY:HA2	2.23	0.53
1:D:165:MET:CE	1:D:203:VAL:HG22	2.39	0.52
1:D:157:ARG:CD	1:F:56:ASN:ND2	2.60	0.52
1:C:295:THR:CG2	1:C:298:GLU:H	2.22	0.52
1:A:6:ASP:O	1:A:6:ASP:OD2	2.27	0.52
1:F:169:ASP:OD2	1:F:171:ARG:NH2	2.40	0.52
1:F:166:VAL:HG11	1:F:202:TRP:CE2	2.39	0.52
1:C:187:PRO:HG3	1:C:218:PHE:CD1	2.44	0.52
1:A:26:TYR:CZ	1:A:30:LEU:HD11	2.44	0.52
1:C:213:LYS:HE3	1:C:217:MET:CE	2.39	0.52
1:A:98:VAL:HG12	1:A:102:LEU:HD11	1.90	0.52
1:D:209:ILE:HD12	1:D:213:LYS:HZ3	1.74	0.52

*Continued on next page...*



*Continued from previous page...*

Atom-1	Atom-2	Interatomic distance (Å)	Clash overlap (Å)
1:E:88:GLN:NE2	1:E:97:LEU:HD22	2.24	0.52
1:C:295:THR:HG23	1:C:297:HIS:CA	2.39	0.52
1:C:313:LEU:O	1:C:314:THR:HG23	2.10	0.52
1:F:134:ALA:C	1:F:138:LEU:HD12	2.29	0.52
1:D:155:THR:HG23	1:D:175:ALA:O	2.09	0.52
1:D:41:ASP:HB3	1:D:47:THR:CG2	2.40	0.52
1:A:287:GLN:C	1:A:288:ASN:OD1	2.48	0.52
1:B:228:ILE:CG2	1:B:235:THR:CG2	2.85	0.52
1:D:226:TYR:CE2	1:D:230:LYS:NZ	2.77	0.52
1:F:71:TYR:OH	1:F:108:ILE:HG12	2.10	0.52
1:E:198:THR:HG22	1:E:200:ALA:C	2.30	0.52
1:B:186:PHE:HZ	1:B:302:MET:HE3	1.75	0.52
1:E:278:PRO:HG2	1:E:292:ILE:HD13	1.90	0.52
1:C:201:GLU:OE2	1:F:293:PRO:HG2	2.10	0.52
1:F:263:TYR:C	1:F:263:TYR:CD2	2.83	0.52
1:E:201:GLU:HG2	1:E:204:LYS:CE	2.38	0.52
1:B:278:PRO:O	1:B:290:LEU:HB2	2.10	0.52
1:B:178:MET:HE2	1:B:302:MET:HE1	1.89	0.52
1:A:161:SER:OG	1:A:217:MET:HG3	2.11	0.51
1:C:166:VAL:CG1	1:C:166:VAL:O	2.55	0.51
1:D:166:VAL:HG22	1:D:202:TRP:CZ2	2.44	0.51
1:F:202:TRP:NE1	1:F:206:HIS:HD2	2.08	0.51
1:E:178:MET:HE3	1:E:277:THR:CG2	2.32	0.51
1:D:12:VAL:HG22	1:D:79:LEU:HB3	1.92	0.51
1:E:268:TYR:OH	1:E:292:ILE:HG12	2.11	0.51
1:E:198:THR:HB	1:E:201:GLU:HG3	1.93	0.51
1:D:226:TYR:CZ	1:D:230:LYS:CE	2.93	0.51
1:D:56:ASN:ND2	1:F:157:ARG:NH2	2.59	0.51
1:A:70:GLU:O	1:A:73:ASP:HB2	2.11	0.51
1:E:206:HIS:ND1	1:E:208:GLU:OE1	2.40	0.51
1:C:273:ILE:HD12	1:C:273:ILE:C	2.30	0.51
1:F:189:TRP:CE3	1:F:199:ILE:HG21	2.46	0.51
1:C:101:ASN:O	1:C:105:LEU:N	2.37	0.51
1:E:309:LEU:O	1:E:309:LEU:HD22	2.11	0.51
1:C:165:MET:HE2	1:C:213:LYS:CG	2.42	0.50
1:D:12:VAL:HG22	1:D:79:LEU:HD23	1.92	0.50
1:F:228:ILE:CG2	1:F:235:THR:HG22	2.42	0.50
1:C:230:LYS:O	1:C:230:LYS:HG2	2.10	0.50
1:B:178:MET:HE3	1:B:302:MET:HE1	1.94	0.50
1:E:143:LYS:HE2	1:E:263:TYR:CZ	2.43	0.50
1:C:295:THR:HG23	1:C:297:HIS:CG	2.46	0.50

*Continued on next page...*

*Continued from previous page...*

Atom-1	Atom-2	Interatomic distance (Å)	Clash overlap (Å)
1:F:74:ALA:O	1:F:117:PHE:HB2	2.11	0.50
1:A:155:THR:O	1:A:159:ARG:HG3	2.11	0.50
1:C:277:THR:OG1	1:C:278:PRO:HD2	2.10	0.50
1:F:245:ARG:HD3	4:F:345:HOH:O	2.11	0.50
1:E:166:VAL:HG13	1:E:166:VAL:O	2.11	0.50
1:E:193:ASN:ND2	1:E:196:GLY:N	2.53	0.50
1:C:11:LYS:HG3	1:C:36:GLU:CG	2.40	0.50
1:F:245:ARG:NH1	1:F:254:GLU:OE1	2.44	0.50
1:D:166:VAL:CG2	1:D:202:TRP:CE2	2.95	0.50
1:C:165:MET:HE2	1:C:213:LYS:HG3	1.94	0.50
1:F:262:VAL:CG1	1:F:289:ILE:CG1	2.88	0.50
1:C:262:VAL:CG2	1:C:277:THR:CG2	2.90	0.50
1:F:166:VAL:O	1:F:168:VAL:HG23	2.12	0.50
1:D:202:TRP:C	1:D:204:LYS:H	2.15	0.50
1:A:239:ILE:HG13	1:A:243:LEU:HD22	1.93	0.50
1:D:202:TRP:C	1:D:202:TRP:CD1	2.86	0.49
1:D:193:ASN:ND2	1:D:196:GLY:N	2.47	0.49
1:C:264:MET:HE2	1:C:264:MET:HA	1.93	0.49
1:C:191:HIS:CE1	1:F:201:GLU:OE2	2.64	0.49
1:F:43:PHE:O	1:F:47:THR:HG23	2.12	0.49
1:A:29:VAL:O	1:A:61:THR:HG21	2.11	0.49
1:D:209:ILE:HD12	1:D:213:LYS:NZ	2.26	0.49
1:C:210:LYS:O	1:C:213:LYS:N	2.45	0.49
1:E:163:ALA:HB1	1:E:168:VAL:O	2.13	0.49
1:B:178:MET:CE	1:B:302:MET:CE	2.88	0.49
1:D:198:THR:CG2	1:D:200:ALA:H	2.26	0.49
1:B:161:SER:HB3	1:B:217:MET:SD	2.53	0.49
1:D:308:GLN:O	1:D:312:VAL:HG23	2.12	0.49
1:A:165:MET:HE1	1:A:217:MET:HE3	1.92	0.49
1:C:263:TYR:OH	1:C:272:ASP:HA	2.13	0.49
1:A:267:GLN:N	1:A:267:GLN:OE1	2.41	0.49
1:A:188:VAL:HG12	1:A:188:VAL:O	2.13	0.49
1:C:191:HIS:HE1	1:F:201:GLU:CD	2.16	0.48
1:A:127:PRO:HG2	1:A:130:ILE:HB	1.95	0.48
1:D:262:VAL:HG11	1:D:289:ILE:HG12	1.94	0.48
1:A:272:ASP:O	1:A:273:ILE:HG22	2.13	0.48
1:A:282:ASN:OD1	1:A:282:ASN:C	2.52	0.48
1:B:268:TYR:OH	1:B:277:THR:CG2	2.62	0.48
1:C:264:MET:CE	1:C:264:MET:HA	2.43	0.48
1:F:198:THR:CG2	1:F:200:ALA:N	2.63	0.48
1:F:263:TYR:OH	1:F:272:ASP:HA	2.14	0.48

*Continued on next page...*

*Continued from previous page...*

Atom-1	Atom-2	Interatomic distance (Å)	Clash overlap (Å)
1:C:263:TYR:OH	1:C:272:ASP:OD1	2.30	0.48
1:C:33:ILE:O	1:C:64:LYS:NZ	2.47	0.48
1:E:278:PRO:CD	1:E:292:ILE:HD11	2.44	0.48
1:B:199:ILE:HG22	1:B:203:VAL:HG21	1.94	0.48
1:F:148:GLY:CA	1:F:261:SER:HB3	2.44	0.48
1:B:227:GLU:OE1	1:B:227:GLU:HA	2.14	0.48
1:D:166:VAL:HG22	1:D:202:TRP:CE2	2.49	0.48
1:A:262:VAL:O	1:A:274:TYR:HA	2.13	0.48
1:C:166:VAL:HG13	1:C:166:VAL:O	2.14	0.48
1:A:61:THR:O	1:B:171:ARG:HD2	2.14	0.48
1:C:19:ALA:HB1	1:C:236:PHE:CD1	2.49	0.48
1:D:163:ALA:HB1	1:D:168:VAL:O	2.14	0.48
1:F:277:THR:CG2	1:F:278:PRO:HD2	2.43	0.47
1:A:278:PRO:HG2	1:A:292:ILE:HD11	1.96	0.47
1:B:108:ILE:O	1:B:111:PRO:HD2	2.14	0.47
1:C:144:ASN:ND2	1:C:284:ASN:O	2.47	0.47
1:B:176:TYR:CZ	1:B:278:PRO:HG3	2.49	0.47
1:B:254:GLU:O	1:B:255:ASN:HB2	2.14	0.47
1:B:166:VAL:O	1:B:166:VAL:HG13	2.13	0.47
1:A:166:VAL:HG12	1:A:168:VAL:CG2	2.45	0.47
1:B:239:ILE:HG13	1:B:243:LEU:HD22	1.95	0.47
1:A:251:LEU:HA	1:A:251:LEU:HD23	1.62	0.47
1:E:282:ASN:O	1:E:284:ASN:N	2.47	0.47
1:F:206:HIS:HA	1:F:208:GLU:OE1	2.13	0.47
1:E:292:ILE:H	1:E:292:ILE:HG12	1.34	0.47
1:F:295:THR:CB	1:F:298:GLU:HB2	2.37	0.47
1:B:264:MET:HE2	1:B:264:MET:HA	1.97	0.47
1:F:254:GLU:O	1:F:255:ASN:HB2	2.15	0.47
1:D:222:ARG:HG2	1:D:222:ARG:O	2.14	0.47
1:E:166:VAL:CG1	1:E:166:VAL:O	2.62	0.47
1:E:201:GLU:HG2	1:E:204:LYS:CD	2.44	0.47
1:E:166:VAL:HG22	1:E:202:TRP:NE1	2.30	0.47
1:D:166:VAL:CG2	1:D:202:TRP:NE1	2.77	0.47
1:D:295:THR:H	1:D:298:GLU:HB2	1.80	0.47
1:F:70:GLU:O	1:F:71:TYR:C	2.50	0.47
1:C:103:LYS:HA	1:C:103:LYS:HE2	1.95	0.47
1:F:193:ASN:ND2	1:F:196:GLY:H	2.12	0.47
1:F:88:GLN:CA	1:F:97:LEU:HD13	2.45	0.47
1:B:157:ARG:NH1	2:B:327:SO4:S	2.87	0.47
1:B:193:ASN:HB2	1:B:197:VAL:O	2.14	0.47
1:A:166:VAL:HG12	1:A:168:VAL:HG23	1.95	0.47

*Continued on next page...*

*Continued from previous page...*

Atom-1	Atom-2	Interatomic distance (Å)	Clash overlap (Å)
1:C:7:LYS:NZ	1:D:7:LYS:CD	2.78	0.47
1:F:253:ASP:OD1	1:F:283:ARG:HB3	2.14	0.47
1:D:108:ILE:C	1:D:111:PRO:HD2	2.34	0.47
1:A:169:ASP:CG	1:B:63:PRO:HG3	2.34	0.47
1:B:168:VAL:CG1	1:B:169:ASP:N	2.77	0.47
1:B:169:ASP:OD2	1:B:171:ARG:NH2	2.47	0.47
1:A:272:ASP:C	1:A:273:ILE:HG23	2.35	0.46
1:B:253:ASP:HA	1:B:283:ARG:H	1.80	0.46
1:F:197:VAL:O	1:F:197:VAL:HG12	2.14	0.46
1:A:74:ALA:O	1:A:75:LYS:C	2.53	0.46
1:F:289:ILE:HD12	1:F:289:ILE:N	2.29	0.46
1:C:201:GLU:OE2	1:F:191:HIS:HE1	1.98	0.46
1:C:165:MET:CE	1:C:213:LYS:CG	2.91	0.46
1:B:198:THR:CG2	1:B:200:ALA:HB3	2.45	0.46
1:C:136:TRP:HA	1:C:146:VAL:HG21	1.97	0.46
1:C:191:HIS:HE1	1:F:201:GLU:OE1	1.97	0.46
1:F:198:THR:O	1:F:202:TRP:N	2.46	0.46
1:A:295:THR:H	1:A:298:GLU:HB2	1.81	0.46
1:C:194:ILE:HD12	1:C:202:TRP:CD2	2.50	0.46
1:A:263:TYR:OH	1:A:272:ASP:HA	2.16	0.46
1:F:174:HIS:O	1:F:192:ALA:HA	2.16	0.46
1:D:253:ASP:OD1	1:D:282:ASN:HB2	2.15	0.46
1:E:201:GLU:HG3	1:E:204:LYS:HE2	1.97	0.46
1:B:177:ILE:HD13	1:B:187:PRO:HA	1.97	0.46
1:D:11:LYS:HG3	1:D:36:GLU:CG	2.45	0.46
1:B:242:ALA:O	1:B:246:ILE:HG13	2.16	0.46
1:B:203:VAL:O	1:B:203:VAL:HG12	2.15	0.46
1:C:101:ASN:O	1:C:105:LEU:HB2	2.15	0.46
1:A:288:ASN:OD1	1:A:288:ASN:N	2.49	0.46
1:D:133:TYR:HA	1:D:274:TYR:CD1	2.51	0.46
1:A:148:GLY:HA3	1:A:261:SER:OG	2.16	0.46
1:D:70:GLU:O	1:D:71:TYR:C	2.53	0.46
1:B:248:LYS:HG3	1:B:252:ASN:ND2	2.30	0.46
1:F:174:HIS:HE1	3:F:328:FBP:O5	1.98	0.46
1:B:262:VAL:HG12	1:B:286:ILE:HG13	1.97	0.46
1:F:126:ASN:HD22	1:F:127:PRO:HA	1.80	0.46
1:B:181:HIS:HE1	2:B:327:SO4:O3	1.99	0.46
1:A:262:VAL:HG13	1:A:289:ILE:HD11	1.95	0.46
1:A:6:ASP:C	1:A:6:ASP:OD2	2.55	0.46
1:A:192:ALA:O	1:A:199:ILE:HG12	2.15	0.46
1:D:165:MET:HE2	1:D:203:VAL:HG22	1.97	0.45

*Continued on next page...*

*Continued from previous page...*

Atom-1	Atom-2	Interatomic distance (Å)	Clash overlap (Å)
1:E:27:ALA:O	1:E:31:GLN:HG3	2.16	0.45
1:F:165:MET:HE3	1:F:217:MET:HE1	0.54	0.45
1:A:198:THR:HG23	1:A:200:ALA:N	2.31	0.45
1:D:294:LEU:HB3	1:D:298:GLU:HB3	1.99	0.45
1:A:110:ASP:CB	1:A:111:PRO:HD3	2.46	0.45
1:C:103:LYS:N	1:C:103:LYS:HE3	2.31	0.45
1:E:237:TYR:OH	4:E:337:HOH:O	2.12	0.45
1:A:118:ASN:CG	1:A:118:ASN:O	2.54	0.45
1:B:133:TYR:CE1	1:B:137:LYS:HD3	2.51	0.45
1:E:203:VAL:HG21	1:E:209:ILE:HG21	1.87	0.45
1:B:277:THR:CB	1:B:278:PRO:CD	2.95	0.45
1:D:198:THR:HG22	1:D:200:ALA:CA	2.46	0.45
1:B:282:ASN:C	1:B:282:ASN:OD1	2.54	0.45
1:E:169:ASP:OD2	1:E:171:ARG:HD3	2.16	0.45
1:B:280:VAL:HB	1:B:288:ASN:HB3	1.99	0.45
1:B:199:ILE:O	1:B:203:VAL:N	2.45	0.45
1:D:190:SER:OG	1:D:191:HIS:HD2	1.92	0.45
1:C:21:GLY:O	1:C:24:TYR:HB3	2.17	0.45
1:B:198:THR:HG21	1:B:200:ALA:HB3	1.98	0.45
1:A:75:LYS:HG2	1:A:76:ASP:N	2.32	0.45
1:C:12:VAL:HG22	1:C:79:LEU:HB3	1.98	0.45
1:A:310:LYS:O	1:A:311:LYS:C	2.54	0.45
1:A:166:VAL:O	1:A:166:VAL:CG1	2.64	0.45
1:E:86:ALA:N	1:E:101:ASN:OD1	2.42	0.45
1:E:149:SER:O	1:E:150:GLY:C	2.55	0.45
1:A:295:THR:HG22	1:A:298:GLU:N	2.03	0.45
1:A:183:ASP:N	1:A:183:ASP:OD1	2.48	0.45
1:A:155:THR:HG23	1:A:175:ALA:O	2.17	0.45
1:C:206:HIS:CA	1:C:208:GLU:OE2	2.65	0.45
1:F:177:ILE:CD1	1:F:221:VAL:HG11	2.47	0.45
1:C:165:MET:HE2	1:C:213:LYS:CE	2.46	0.45
1:C:263:TYR:CZ	1:C:272:ASP:HA	2.52	0.45
1:D:206:HIS:C	1:D:208:GLU:N	2.70	0.44
1:F:178:MET:HE3	1:F:277:THR:HG23	1.98	0.44
1:C:174:HIS:CE1	1:F:174:HIS:CE1	3.05	0.44
1:A:263:TYR:CZ	1:A:272:ASP:HA	2.52	0.44
1:D:86:ALA:HA	1:D:87:PRO:HD3	1.74	0.44
1:D:169:ASP:OD2	1:D:171:ARG:NH2	2.48	0.44
1:B:42:ILE:O	1:B:42:ILE:HG22	2.16	0.44
1:E:313:LEU:HD12	1:E:313:LEU:HA	1.72	0.44
1:E:105:LEU:HG	1:E:138:LEU:HD12	1.98	0.44

*Continued on next page...*

*Continued from previous page...*

Atom-1	Atom-2	Interatomic distance (Å)	Clash overlap (Å)
1:D:211:GLU:O	1:D:214:LEU:HB2	2.17	0.44
1:E:58:LEU:O	1:E:60:PHE:N	2.50	0.44
1:F:296:ASP:O	1:F:297:HIS:C	2.55	0.44
1:C:186:PHE:HA	1:C:187:PRO:HD3	1.75	0.44
1:F:177:ILE:HD12	1:F:221:VAL:HG11	2.00	0.44
1:B:165:MET:HE2	1:B:213:LYS:NZ	2.32	0.44
1:C:29:VAL:HA	1:C:64:LYS:CE	2.47	0.44
1:C:58:LEU:HD23	1:C:58:LEU:HA	1.80	0.44
1:F:277:THR:HG22	1:F:278:PRO:HD2	1.98	0.44
1:B:193:ASN:HD22	1:B:196:GLY:H	1.62	0.44
1:C:166:VAL:HG12	1:C:168:VAL:HG23	2.00	0.44
1:C:267:GLN:O	1:C:270:LEU:HB2	2.18	0.44
1:C:103:LYS:CA	1:C:103:LYS:CE	2.95	0.44
1:F:86:ALA:N	1:F:101:ASN:OD1	2.49	0.44
1:E:194:ILE:CG1	1:E:199:ILE:HD11	2.48	0.44
1:E:268:TYR:OH	1:E:277:THR:CG2	2.65	0.44
1:C:262:VAL:HG22	1:C:277:THR:HG22	1.98	0.44
1:D:268:TYR:OH	1:D:277:THR:HG23	2.12	0.43
1:A:262:VAL:HG22	1:A:286:ILE:HD11	1.94	0.43
1:B:174:HIS:HD1	3:B:328:FBP:P1	2.40	0.43
1:F:187:PRO:HD3	1:F:218:PHE:CZ	2.52	0.43
1:F:193:ASN:HD22	1:F:196:GLY:H	1.66	0.43
1:C:315:ASP:O	1:C:316:ALA:HB2	2.18	0.43
1:E:7:LYS:CA	1:F:283:ARG:NH1	2.68	0.43
1:B:309:LEU:HD22	1:B:313:LEU:HD22	2.00	0.43
1:E:45:ASP:O	1:E:46:LYS:C	2.56	0.43
1:C:201:GLU:CD	1:F:293:PRO:CG	2.86	0.43
1:D:171:ARG:HD2	1:F:61:THR:O	2.18	0.43
1:D:295:THR:N	1:D:298:GLU:HB2	2.33	0.43
1:A:133:TYR:CD1	1:A:313:LEU:HD22	2.54	0.43
1:E:174:HIS:O	1:E:192:ALA:HA	2.18	0.43
1:C:158:PHE:HA	1:C:221:VAL:HG21	1.99	0.43
1:F:206:HIS:HB3	1:F:208:GLU:CD	2.39	0.43
1:E:7:LYS:CA	1:F:283:ARG:HH11	2.23	0.43
1:F:281:ILE:CG2	1:F:281:ILE:O	2.66	0.43
1:F:313:LEU:HD12	1:F:317:PHE:HE1	1.83	0.43
1:C:33:ILE:O	1:C:34:ALA:CB	2.67	0.43
1:E:221:VAL:O	1:E:222:ARG:C	2.55	0.43
1:C:193:ASN:ND2	1:C:196:GLY:H	2.15	0.43
1:D:143:LYS:HE2	1:D:263:TYR:CE2	2.53	0.43
1:B:268:TYR:OH	1:B:277:THR:HG23	2.19	0.43

*Continued on next page...*

*Continued from previous page...*

Atom-1	Atom-2	Interatomic distance (Å)	Clash overlap (Å)
1:B:181:HIS:CE1	2:B:327:SO4:O3	2.71	0.43
1:E:33:ILE:O	1:E:34:ALA:CB	2.65	0.43
1:A:295:THR:HB	1:A:298:GLU:CD	2.38	0.43
1:F:264:MET:HB2	1:F:273:ILE:O	2.18	0.43
1:B:159:ARG:NH2	3:B:328:FBP:O1P	2.52	0.43
1:D:210:LYS:CG	1:D:212:ASP:N	2.57	0.43
1:E:88:GLN:HE21	1:E:97:LEU:HD22	1.82	0.43
1:E:88:GLN:CB	1:E:97:LEU:HD13	2.43	0.43
3:F:328:FBP:P2	4:F:333:HOH:O	2.76	0.43
1:C:194:ILE:CD1	1:C:202:TRP:CD2	3.02	0.43
1:E:309:LEU:HD22	1:E:313:LEU:HD22	2.00	0.43
1:E:58:LEU:C	1:E:60:PHE:N	2.72	0.43
1:C:153:LEU:HD13	1:C:238:GLY:C	2.39	0.43
1:D:110:ASP:N	1:D:111:PRO:CD	2.82	0.42
1:C:194:ILE:CD1	1:C:202:TRP:CE3	2.99	0.42
1:D:300:GLU:OE1	1:D:304:LYS:CE	2.66	0.42
1:C:282:ASN:C	1:C:282:ASN:OD1	2.56	0.42
1:A:254:GLU:O	1:A:255:ASN:HB2	2.19	0.42
1:B:155:THR:O	1:B:159:ARG:HG3	2.19	0.42
1:D:174:HIS:CE1	1:E:174:HIS:CE1	3.08	0.42
1:A:272:ASP:C	1:A:273:ILE:CG2	2.87	0.42
1:A:264:MET:SD	1:A:275:ILE:HG22	2.59	0.42
1:B:67:TYR:N	1:B:67:TYR:CD1	2.87	0.42
1:C:117:PHE:O	1:C:118:ASN:HB2	2.19	0.42
1:F:163:ALA:HB1	1:F:168:VAL:O	2.19	0.42
1:A:41:ASP:OD1	1:A:42:ILE:N	2.52	0.42
1:F:309:LEU:HD21	1:F:313:LEU:CD2	2.49	0.42
1:B:89:LYS:O	1:B:92:GLU:HG3	2.19	0.42
1:A:163:ALA:HB1	1:A:168:VAL:O	2.19	0.42
1:D:126:ASN:HD22	1:D:128:VAL:H	1.67	0.42
1:E:193:ASN:HB2	1:E:197:VAL:O	2.19	0.42
1:A:235:THR:O	1:A:236:PHE:HB3	2.19	0.42
1:B:205:ALA:C	1:B:206:HIS:HD2	2.20	0.42
1:B:198:THR:O	1:B:202:TRP:N	2.38	0.42
1:F:181:HIS:HE1	2:F:327:SO4:O2	2.02	0.42
1:C:263:TYR:C	1:C:263:TYR:CD2	2.93	0.42
1:F:88:GLN:HA	1:F:97:LEU:HD13	2.01	0.42
1:B:14:LEU:HD23	1:B:39:ILE:HG23	2.02	0.42
1:E:89:LYS:HB2	1:E:90:PRO:CD	2.50	0.42
1:B:230:LYS:O	1:B:230:LYS:HG2	2.17	0.42
1:E:67:TYR:N	1:E:67:TYR:CD1	2.88	0.42

*Continued on next page...*

*Continued from previous page...*

Atom-1	Atom-2	Interatomic distance (Å)	Clash overlap (Å)
1:F:152:SER:HA	1:F:259:PRO:HG2	2.02	0.42
1:F:198:THR:HG22	1:F:201:GLU:H	1.85	0.42
1:E:194:ILE:HG13	1:E:199:ILE:CD1	2.49	0.42
1:C:215:VAL:O	1:C:219:GLU:HG2	2.19	0.42
1:D:264:MET:HA	1:D:264:MET:HE2	2.02	0.42
1:B:26:TYR:CZ	1:B:30:LEU:HD11	2.54	0.42
1:B:69:ALA:HB1	1:B:73:ASP:OD2	2.20	0.42
1:A:154:ASP:OD2	1:A:181:HIS:ND1	2.51	0.42
1:F:295:THR:HG22	1:F:298:GLU:N	2.33	0.42
1:D:235:THR:O	1:D:235:THR:CG2	2.67	0.42
1:D:218:PHE:O	1:D:218:PHE:CG	2.73	0.42
1:E:201:GLU:CA	1:E:204:LYS:HD3	2.47	0.42
1:F:44:LYS:O	1:F:45:ASP:C	2.58	0.42
1:F:272:ASP:OD2	1:F:272:ASP:N	2.50	0.42
1:A:306:ALA:O	1:A:307:SER:C	2.59	0.42
1:B:163:ALA:O	1:B:167:ASN:N	2.49	0.42
1:C:163:ALA:O	1:C:167:ASN:N	2.52	0.41
1:E:282:ASN:ND2	1:E:287:GLN:HG3	2.35	0.41
1:E:125:ALA:O	1:E:128:VAL:HA	2.21	0.41
1:D:271:ASN:O	1:D:310:LYS:HE3	2.20	0.41
1:C:182:GLY:O	1:C:183:ASP:C	2.57	0.41
1:E:191:HIS:NE2	1:E:293:PRO:HG2	2.36	0.41
1:A:303:GLN:H	1:A:303:GLN:HG2	1.64	0.41
1:B:124:ALA:HB2	1:B:243:LEU:HD11	2.02	0.41
1:B:237:TYR:O	1:B:241:THR:OG1	2.24	0.41
1:B:295:THR:HG22	1:B:298:GLU:HB2	2.01	0.41
1:F:309:LEU:CD2	1:F:309:LEU:C	2.88	0.41
1:A:159:ARG:HD3	1:A:173:VAL:O	2.21	0.41
1:C:61:THR:O	1:E:171:ARG:HD2	2.20	0.41
1:E:198:THR:HB	1:E:201:GLU:CG	2.51	0.41
1:C:80:VAL:HG23	1:C:117:PHE:CE1	2.55	0.41
1:E:314:THR:O	1:E:315:ASP:C	2.58	0.41
1:F:282:ASN:OD1	1:F:282:ASN:C	2.59	0.41
1:C:306:ALA:O	1:C:307:SER:C	2.58	0.41
1:D:290:LEU:CD2	1:E:202:TRP:CZ3	3.04	0.41
1:A:133:TYR:HD1	1:A:313:LEU:HD22	1.85	0.41
1:A:239:ILE:HG13	1:A:243:LEU:CD2	2.51	0.41
1:C:7:LYS:HZ2	1:D:7:LYS:HD3	1.85	0.41
1:A:56:ASN:ND2	1:B:157:ARG:HH21	2.18	0.41
1:D:191:HIS:CE1	1:D:293:PRO:HG2	2.55	0.41
1:C:101:ASN:O	1:C:105:LEU:CB	2.68	0.41

*Continued on next page...*



*Continued from previous page...*

Atom-1	Atom-2	Interatomic distance (Å)	Clash overlap (Å)
1:D:263:TYR:CD2	1:D:263:TYR:C	2.93	0.41
1:E:128:VAL:O	1:E:129:ASP:C	2.58	0.41
1:F:309:LEU:HD21	1:F:313:LEU:HD21	2.02	0.41
1:C:100:LYS:HB3	1:C:100:LYS:HE2	1.85	0.41
1:F:262:VAL:O	1:F:274:TYR:HA	2.21	0.41
1:F:289:ILE:N	1:F:289:ILE:CD1	2.84	0.41
1:F:93:THR:O	1:F:96:ASP:N	2.54	0.41
1:C:228:ILE:HD11	1:E:52:ILE:HG22	2.03	0.41
1:F:210:LYS:HE2	1:F:211:GLU:N	2.36	0.41
1:C:297:HIS:N	1:C:297:HIS:ND1	2.63	0.41
1:D:263:TYR:CZ	1:D:272:ASP:HA	2.56	0.41
1:F:206:HIS:N	1:F:207:PRO:HD3	2.36	0.41
1:E:194:ILE:CG1	1:E:199:ILE:CD1	2.99	0.41
1:C:311:LYS:O	1:C:312:VAL:C	2.59	0.41
1:D:198:THR:HG22	1:D:200:ALA:HB3	1.94	0.41
1:A:130:ILE:O	1:A:133:TYR:HB3	2.21	0.41
1:B:165:MET:HE2	1:B:213:LYS:HZ1	1.86	0.41
1:A:247:SER:O	1:A:251:LEU:HB2	2.20	0.41
1:B:248:LYS:CG	1:B:252:ASN:ND2	2.84	0.41
1:A:213:LYS:HA	1:A:213:LYS:HD3	1.85	0.41
1:F:102:LEU:HD23	1:F:102:LEU:HA	1.76	0.41
1:B:221:VAL:O	1:B:222:ARG:C	2.59	0.41
1:C:211:GLU:OE1	1:C:214:LEU:HD12	2.21	0.41
1:F:17:ASP:O	1:F:46:LYS:HE2	2.21	0.41
1:C:161:SER:OG	1:C:217:MET:CG	2.69	0.41
1:F:67:TYR:HE2	1:F:69:ALA:HB2	1.84	0.41
1:B:169:ASP:OD1	1:B:171:ARG:HD3	2.21	0.41
1:D:210:LYS:C	1:D:212:ASP:N	2.74	0.40
1:A:295:THR:N	1:A:298:GLU:HB2	2.36	0.40
1:B:199:ILE:O	1:B:203:VAL:CG2	2.57	0.40
1:A:249:ALA:HA	1:A:254:GLU:OE1	2.21	0.40
1:A:103:LYS:HA	1:A:103:LYS:HD3	1.83	0.40
1:E:80:VAL:HG23	1:E:117:PHE:CE1	2.57	0.40
1:B:95:LEU:HD11	1:B:316:ALA:HA	2.02	0.40
1:B:198:THR:HG23	1:B:200:ALA:N	2.36	0.40
1:B:199:ILE:HG22	1:B:203:VAL:CG2	2.51	0.40
1:B:253:ASP:OD1	1:B:282:ASN:HB2	2.21	0.40
1:B:206:HIS:N	1:B:207:PRO:HD3	2.35	0.40
1:D:277:THR:CG2	1:D:278:PRO:CD	2.94	0.40
1:A:157:ARG:HH21	1:B:56:ASN:HD22	1.69	0.40
1:C:180:GLU:O	1:C:181:HIS:C	2.59	0.40

*Continued on next page...*

Continued from previous page...

Atom-1	Atom-2	Interatomic distance (Å)	Clash overlap (Å)
1:B:118:ASN:O	1:B:118:ASN:CG	2.59	0.40
1:C:161:SER:HG	1:C:217:MET:CG	2.34	0.40
1:D:165:MET:HE1	1:D:203:VAL:HG22	2.03	0.40
1:F:313:LEU:O	1:F:316:ALA:HB3	2.21	0.40
1:B:168:VAL:HG12	1:B:169:ASP:N	2.37	0.40
1:C:133:TYR:CD1	1:C:313:LEU:CD1	3.01	0.40
1:E:193:ASN:HD22	1:E:196:GLY:CA	2.35	0.40
1:B:174:HIS:NE2	3:B:328:FBP:P2	2.94	0.40
1:A:24:TYR:CD1	1:A:243:LEU:HB3	2.57	0.40
1:C:58:LEU:O	1:C:60:PHE:N	2.54	0.40
1:F:182:GLY:O	1:F:185:GLU:HG2	2.22	0.40

All (1) symmetry-related close contacts are listed below. The label for Atom-2 includes the symmetry operator and encoded unit-cell translations to be applied.

Atom-1	Atom-2	Interatomic distance (Å)	Clash overlap (Å)
1:A:174:HIS:ND1	3:B:328:FBP:O6P[2_555]	1.96	0.24

## 5.3 Torsion angles ⓘ

### 5.3.1 Protein backbone ⓘ

In the following table, the Percentiles column shows the percent Ramachandran outliers of the chain as a percentile score with respect to all X-ray entries followed by that with respect to entries of similar resolution.

The Analysed column shows the number of residues for which the backbone conformation was analysed, and the total number of residues.

Mol	Chain	Analysed	Favoured	Allowed	Outliers	Percentiles	
1	A	303/326 (93%)	270 (89%)	30 (10%)	3 (1%)	19	45
1	B	311/326 (95%)	281 (90%)	25 (8%)	5 (2%)	12	30
1	C	292/326 (90%)	269 (92%)	16 (6%)	7 (2%)	7	19
1	D	302/326 (93%)	283 (94%)	12 (4%)	7 (2%)	8	20
1	E	309/326 (95%)	283 (92%)	22 (7%)	4 (1%)	15	37
1	F	310/326 (95%)	284 (92%)	24 (8%)	2 (1%)	30	59
All	All	1827/1956 (93%)	1670 (91%)	129 (7%)	28 (2%)	13	32

All (28) Ramachandran outliers are listed below:

Mol	Chain	Res	Type
1	B	84	ALA
1	C	84	ALA
1	C	313	LEU
1	C	315	ASP
1	D	200	ALA
1	D	201	GLU
1	D	208	GLU
1	E	202	TRP
1	B	283	ARG
1	C	118	ASN
1	D	207	PRO
1	E	210	LYS
1	F	8	ASP
1	A	75	LYS
1	B	205	ALA
1	B	288	ASN
1	C	183	ASP
1	D	202	TRP
1	E	295	THR
1	A	236	PHE
1	C	117	PHE
1	C	212	ASP
1	D	84	ALA
1	E	203	VAL
1	B	167	ASN
1	A	98	VAL
1	D	209	ILE
1	F	209	ILE

### 5.3.2 Protein sidechains ⓘ

In the following table, the Percentiles column shows the percent sidechain outliers of the chain as a percentile score with respect to all X-ray entries followed by that with respect to entries of similar resolution.

The Analysed column shows the number of residues for which the sidechain conformation was analysed, and the total number of residues.

Mol	Chain	Analysed	Rotameric	Outliers	Percentiles	
1	A	253/269 (94%)	228 (90%)	25 (10%)	10	22
1	B	257/269 (96%)	231 (90%)	26 (10%)	9	21

*Continued on next page...*

*Continued from previous page...*

Mol	Chain	Analysed	Rotameric	Outliers	Percentiles	
1	C	243/269 (90%)	221 (91%)	22 (9%)	12	26
1	D	252/269 (94%)	229 (91%)	23 (9%)	12	26
1	E	256/269 (95%)	237 (93%)	19 (7%)	17	39
1	F	256/269 (95%)	231 (90%)	25 (10%)	10	23
All	All	1517/1614 (94%)	1377 (91%)	140 (9%)	11	25

All (140) residues with a non-rotameric sidechain are listed below:

Mol	Chain	Res	Type
1	A	22	SER
1	A	42	ILE
1	A	61	THR
1	A	93	THR
1	A	95	LEU
1	A	97	LEU
1	A	106	LYS
1	A	118	ASN
1	A	157	ARG
1	A	166	VAL
1	A	198	THR
1	A	210	LYS
1	A	211	GLU
1	A	213	LYS
1	A	216	LYS
1	A	227	GLU
1	A	230	LYS
1	A	235	THR
1	A	243	LEU
1	A	283	ARG
1	A	288	ASN
1	A	295	THR
1	A	303	GLN
1	A	307	SER
1	A	309	LEU
1	B	6	ASP
1	B	7	LYS
1	B	46	LYS
1	B	48	LYS
1	B	50	ASP
1	B	64	LYS
1	B	68	SER

*Continued on next page...*

*Continued from previous page...*

Mol	Chain	Res	Type
1	B	92	GLU
1	B	103	LYS
1	B	183	ASP
1	B	198	THR
1	B	204	LYS
1	B	208	GLU
1	B	212	ASP
1	B	213	LYS
1	B	243	LEU
1	B	261	SER
1	B	262	VAL
1	B	264	MET
1	B	272	ASP
1	B	277	THR
1	B	287	GLN
1	B	295	THR
1	B	309	LEU
1	B	311	LYS
1	B	313	LEU
1	C	46	LYS
1	C	48	LYS
1	C	50	ASP
1	C	64	LYS
1	C	100	LYS
1	C	103	LYS
1	C	159	ARG
1	C	166	VAL
1	C	198	THR
1	C	208	GLU
1	C	210	LYS
1	C	212	ASP
1	C	219	GLU
1	C	243	LEU
1	C	245	ARG
1	C	264	MET
1	C	295	THR
1	C	296	ASP
1	C	297	HIS
1	C	303	GLN
1	C	311	LYS
1	C	313	LEU
1	D	42	ILE

*Continued on next page...*

*Continued from previous page...*

Mol	Chain	Res	Type
1	D	48	LYS
1	D	75	LYS
1	D	93	THR
1	D	94	ARG
1	D	137	LYS
1	D	161	SER
1	D	166	VAL
1	D	180	GLU
1	D	198	THR
1	D	201	GLU
1	D	208	GLU
1	D	212	ASP
1	D	213	LYS
1	D	235	THR
1	D	243	LEU
1	D	264	MET
1	D	265	ASP
1	D	277	THR
1	D	286	ILE
1	D	295	THR
1	D	300	GLU
1	D	309	LEU
1	E	7	LYS
1	E	42	ILE
1	E	46	LYS
1	E	50	ASP
1	E	161	SER
1	E	166	VAL
1	E	198	THR
1	E	204	LYS
1	E	208	GLU
1	E	210	LYS
1	E	212	ASP
1	E	243	LEU
1	E	264	MET
1	E	277	THR
1	E	283	ARG
1	E	292	ILE
1	E	295	THR
1	E	309	LEU
1	E	313	LEU
1	F	7	LYS

*Continued on next page...*

*Continued from previous page...*

Mol	Chain	Res	Type
1	F	42	ILE
1	F	47	THR
1	F	68	SER
1	F	93	THR
1	F	102	LEU
1	F	137	LYS
1	F	158	PHE
1	F	166	VAL
1	F	171	ARG
1	F	208	GLU
1	F	210	LYS
1	F	243	LEU
1	F	245	ARG
1	F	264	MET
1	F	272	ASP
1	F	277	THR
1	F	283	ARG
1	F	287	GLN
1	F	288	ASN
1	F	307	SER
1	F	308	GLN
1	F	309	LEU
1	F	311	LYS
1	F	313	LEU

Some sidechains can be flipped to improve hydrogen bonding and reduce clashes. All (36) such sidechains are listed below:

Mol	Chain	Res	Type
1	A	56	ASN
1	A	101	ASN
1	A	126	ASN
1	A	191	HIS
1	A	193	ASN
1	B	56	ASN
1	B	88	GLN
1	B	118	ASN
1	B	126	ASN
1	B	191	HIS
1	B	193	ASN
1	B	206	HIS
1	B	252	ASN
1	C	56	ASN

*Continued on next page...*

*Continued from previous page...*

Mol	Chain	Res	Type
1	C	118	ASN
1	C	191	HIS
1	C	193	ASN
1	C	303	GLN
1	D	56	ASN
1	D	118	ASN
1	D	126	ASN
1	D	181	HIS
1	D	191	HIS
1	D	193	ASN
1	E	56	ASN
1	E	88	GLN
1	E	126	ASN
1	E	191	HIS
1	E	193	ASN
1	E	271	ASN
1	E	287	GLN
1	F	126	ASN
1	F	191	HIS
1	F	193	ASN
1	F	206	HIS
1	F	287	GLN

### 5.3.3 RNA [i](#)

There are no RNA molecules in this entry.

## 5.4 Non-standard residues in protein, DNA, RNA chains [i](#)

There are no non-standard protein/DNA/RNA residues in this entry.

## 5.5 Carbohydrates [i](#)

There are no carbohydrates in this entry.

## 5.6 Ligand geometry [i](#)

9 ligands are modelled in this entry.

In the following table, the Counts columns list the number of bonds (or angles) for which Mogul statistics could be retrieved, the number of bonds (or angles) that are observed in the model and



the number of bonds (or angles) that are defined in the chemical component dictionary. The Link column lists molecule types, if any, to which the group is linked. The Z score for a bond length (or angle) is the number of standard deviations the observed value is removed from the expected value. A bond length (or angle) with  $|Z| > 2$  is considered an outlier worth inspection. RMSZ is the root-mean-square of all Z scores of the bond lengths (or angles).

Mol	Type	Chain	Res	Link	Bond lengths			Bond angles		
					Counts	RMSZ	$\# Z  > 2$	Counts	RMSZ	$\# Z  > 2$
2	SO4	A	327	-	4,4,4	0.11	0	6,6,6	0.17	0
2	SO4	B	327	-	4,4,4	0.22	0	6,6,6	0.68	0
3	FBP	B	328	-	18,20,20	0.82	1 (5%)	21,32,32	1.68	5 (23%)
2	SO4	C	327	-	4,4,4	0.11	0	6,6,6	0.26	0
2	SO4	D	327	-	4,4,4	0.29	0	6,6,6	0.57	0
3	FBP	D	328	-	18,20,20	1.17	1 (5%)	21,32,32	1.57	3 (14%)
2	SO4	E	327	-	4,4,4	0.21	0	6,6,6	0.61	0
2	SO4	F	327	-	4,4,4	0.15	0	6,6,6	0.21	0
3	FBP	F	328	-	18,20,20	0.94	1 (5%)	21,32,32	1.43	2 (9%)

In the following table, the Chirals column lists the number of chiral outliers, the number of chiral centers analysed, the number of these observed in the model and the number defined in the chemical component dictionary. Similar counts are reported in the Torsion and Rings columns. '-' means no outliers of that kind were identified.

Mol	Type	Chain	Res	Link	Chirals	Torsions	Rings
2	SO4	A	327	-	-	0/0/0/0	0/0/0/0
2	SO4	B	327	-	-	0/0/0/0	0/0/0/0
3	FBP	B	328	-	-	0/13/32/32	0/1/1/1
2	SO4	C	327	-	-	0/0/0/0	0/0/0/0
2	SO4	D	327	-	-	0/0/0/0	0/0/0/0
3	FBP	D	328	-	-	0/13/32/32	0/1/1/1
2	SO4	E	327	-	-	0/0/0/0	0/0/0/0
2	SO4	F	327	-	-	0/0/0/0	0/0/0/0
3	FBP	F	328	-	-	0/13/32/32	0/1/1/1

All (3) bond length outliers are listed below:

Mol	Chain	Res	Type	Atoms	Z	Observed(Å)	Ideal(Å)
3	B	328	FBP	O2-C2	2.02	1.44	1.41
3	F	328	FBP	O2-C2	2.61	1.45	1.41
3	D	328	FBP	O2-C2	2.69	1.45	1.41

All (10) bond angle outliers are listed below:

Mol	Chain	Res	Type	Atoms	Z	Observed(°)	Ideal(°)
3	B	328	FBP	O2P-P1-O1	-3.35	96.93	106.56
3	D	328	FBP	O3P-P1-O1P	-2.73	101.79	110.58
3	D	328	FBP	O6-C6-C5	-2.44	100.12	109.12
3	F	328	FBP	O2P-P1-O1	-2.35	99.80	106.56
3	B	328	FBP	O3P-P1-O2P	2.06	115.23	107.38
3	B	328	FBP	O1-P1-O1P	2.15	112.61	107.14
3	F	328	FBP	O1-P1-O1P	3.76	116.70	107.14
3	B	328	FBP	O3P-P1-O1	3.83	117.58	106.56
3	B	328	FBP	O6-P2-O4P	4.21	117.86	107.14
3	D	328	FBP	O1-P1-O1P	4.69	119.09	107.14

There are no chirality outliers.

There are no torsion outliers.

There are no ring outliers.

6 monomers are involved in 19 short contacts:

Mol	Chain	Res	Type	Clashes	Symm-Clashes
2	B	327	SO4	4	0
3	B	328	FBP	4	1
2	D	327	SO4	2	0
3	D	328	FBP	1	0
2	F	327	SO4	3	0
3	F	328	FBP	4	0

## 5.7 Other polymers ⓘ

There are no such residues in this entry.

## 5.8 Polymer linkage issues ⓘ

There are no chain breaks in this entry.

## 6 Fit of model and data ⓘ

### 6.1 Protein, DNA and RNA chains ⓘ

In the following table, the column labelled ‘#RSRZ> 2’ contains the number (and percentage) of RSRZ outliers, followed by percent RSRZ outliers for the chain as percentile scores relative to all X-ray entries and entries of similar resolution. The OWAB column contains the minimum, median, 95<sup>th</sup> percentile and maximum values of the occupancy-weighted average B-factor per residue. The column labelled ‘Q< 0.9’ lists the number of (and percentage) of residues with an average occupancy less than 0.9.

Mol	Chain	Analysed	<RSRZ>	#RSRZ>2	OWAB(Å <sup>2</sup> )	Q<0.9
1	A	307/326 (94%)	0.15	10 (3%) 50 50	30, 51, 73, 89	0
1	B	313/326 (96%)	0.12	12 (3%) 44 44	26, 41, 61, 81	0
1	C	296/326 (90%)	0.02	5 (1%) 73 74	27, 47, 71, 85	0
1	D	306/326 (93%)	0.01	6 (1%) 68 69	26, 40, 65, 78	0
1	E	311/326 (95%)	0.11	18 (5%) 26 25	27, 41, 65, 93	0
1	F	312/326 (95%)	0.19	11 (3%) 48 48	28, 47, 69, 84	0
All	All	1845/1956 (94%)	0.10	62 (3%) 49 49	26, 44, 69, 93	0

All (62) RSRZ outliers are listed below:

Mol	Chain	Res	Type	RSRZ
1	E	209	ILE	6.2
1	E	205	ALA	5.4
1	B	212	ASP	5.3
1	E	207	PRO	4.8
1	E	204	LYS	4.6
1	E	211	GLU	4.6
1	A	226	TYR	4.5
1	F	212	ASP	4.5
1	F	204	LYS	4.3
1	D	226	TYR	3.8
1	A	317	PHE	3.7
1	E	212	ASP	3.5
1	E	203	VAL	3.5
1	B	209	ILE	3.4
1	E	210	LYS	3.2
1	B	210	LYS	3.1
1	C	226	TYR	3.0
1	F	209	ILE	3.0
1	A	93	THR	3.0

*Continued on next page...*

*Continued from previous page...*

Mol	Chain	Res	Type	RSRZ
1	D	95	LEU	2.8
1	F	207	PRO	2.8
1	E	43	PHE	2.8
1	E	114	ASP	2.8
1	B	215	VAL	2.8
1	F	215	VAL	2.8
1	A	313	LEU	2.7
1	C	223	ASP	2.7
1	C	183	ASP	2.6
1	A	263	TYR	2.6
1	B	204	LYS	2.6
1	E	208	GLU	2.5
1	F	203	VAL	2.5
1	E	72	SER	2.4
1	D	311	LYS	2.4
1	A	297	HIS	2.4
1	B	75	LYS	2.4
1	D	93	THR	2.4
1	A	96	ASP	2.4
1	A	316	ALA	2.4
1	B	203	VAL	2.3
1	F	210	LYS	2.2
1	E	202	TRP	2.2
1	E	111	PRO	2.2
1	F	211	GLU	2.2
1	C	315	ASP	2.2
1	B	207	PRO	2.2
1	D	227	GLU	2.2
1	F	110	ASP	2.2
1	B	216	LYS	2.1
1	C	138	LEU	2.1
1	F	115	SER	2.1
1	E	48	LYS	2.1
1	E	71	TYR	2.1
1	E	45	ASP	2.1
1	B	213	LYS	2.1
1	B	211	GLU	2.0
1	B	42	ILE	2.0
1	A	102	LEU	2.0
1	A	223	ASP	2.0
1	D	315	ASP	2.0
1	E	44	LYS	2.0

*Continued on next page...*

*Continued from previous page...*

Mol	Chain	Res	Type	RSRZ
1	F	214	LEU	2.0

## 6.2 Non-standard residues in protein, DNA, RNA chains [i](#)

There are no non-standard protein/DNA/RNA residues in this entry.

## 6.3 Carbohydrates [i](#)

There are no carbohydrates in this entry.

## 6.4 Ligands [i](#)

In the following table, the Atoms column lists the number of modelled atoms in the group and the number defined in the chemical component dictionary. LLDF column lists the quality of electron density of the group with respect to its neighbouring residues in protein, DNA or RNA chains. The B-factors column lists the minimum, median, 95<sup>th</sup> percentile and maximum values of B factors of atoms in the group. The column labelled 'Q< 0.9' lists the number of atoms with occupancy less than 0.9.

Mol	Type	Chain	Res	Atoms	RSCC	RSR	LLDF	B-factors(Å <sup>2</sup> )	Q<0.9
3	FBP	B	328	20/20	0.89	0.33	6.14	37,44,57,59	13
3	FBP	D	328	20/20	0.92	0.35	5.71	24,30,40,41	13
3	FBP	F	328	20/20	0.88	0.29	4.59	33,42,58,59	13
2	SO4	F	327	5/5	0.91	0.22	2.68	78,79,80,81	0
2	SO4	E	327	5/5	0.92	0.15	0.58	65,65,67,68	0
2	SO4	B	327	5/5	0.93	0.17	0.38	74,76,76,77	0
2	SO4	D	327	5/5	0.96	0.14	-0.05	58,58,61,61	0
2	SO4	C	327	5/5	0.92	0.14	-1.03	75,76,76,77	0
2	SO4	A	327	5/5	0.94	0.13	-2.19	78,78,79,79	0

## 6.5 Other polymers [i](#)

There are no such residues in this entry.