



# Full wwPDB X-ray Structure Validation Report ⓘ

Feb 1, 2016 – 02:11 PM GMT

PDB ID : 3W3A  
Title : Crystal structure of V1-ATPase at 3.9 angstrom resolution  
Authors : Nagamatsu, Y.; Takeda, K.; Kuranaga, T.; Numoto, N.; Miki, K.  
Deposited on : 2012-12-14  
Resolution : 3.90 Å(reported)

This is a Full wwPDB X-ray Structure Validation Report for a publicly released PDB entry.  
We welcome your comments at [validation@mail.wwpdb.org](mailto:validation@mail.wwpdb.org)  
A user guide is available at  
<http://wwpdb.org/validation/2016/XrayValidationReportHelp>  
with specific help available everywhere you see the ⓘ symbol.

---

The following versions of software and data (see [references ⓘ](#)) were used in the production of this report:

MolProbity : 4.02b-467  
Mogul : 1.7 (RC4), CSD as536be (2015)  
Xtriage (Phenix) : 1.9-1692  
EDS : rb-20026688  
Percentile statistics : 20151230.v01 (using entries in the PDB archive December 30th 2015)  
Refmac : 5.8.0135  
CCP4 : 6.5.0  
Ideal geometry (proteins) : Engh & Huber (2001)  
Ideal geometry (DNA, RNA) : Parkinson et al. (1996)  
Validation Pipeline (wwPDB-VP) : trunk26865

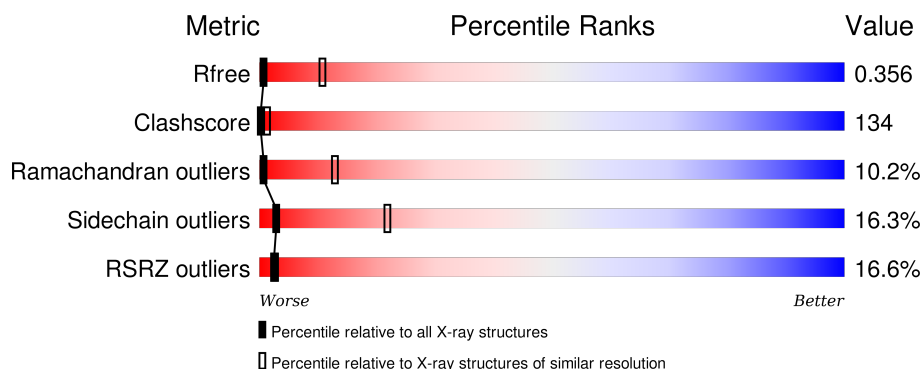
# 1 Overall quality at a glance

The following experimental techniques were used to determine the structure:

## *X-RAY DIFFRACTION*

The reported resolution of this entry is 3.90 Å.

Percentile scores (ranging between 0-100) for global validation metrics of the entry are shown in the following graphic. The table shows the number of entries on which the scores are based.



Metric	Whole archive (#Entries)	Similar resolution (#Entries, resolution range(Å))
$R_{free}$	91344	1014 (4.28-3.52)
Clashscore	102246	1031 (4.24-3.56)
Ramachandran outliers	100387	1012 (4.26-3.54)
Sidechain outliers	100360	1004 (4.26-3.54)
RSRZ outliers	91569	1018 (4.28-3.52)

The table below summarises the geometric issues observed across the polymeric chains and their fit to the electron density. The red, orange, yellow and green segments on the lower bar indicate the fraction of residues that contain outliers for  $\geq 3$ , 2, 1 and 0 types of geometric quality criteria. A grey segment represents the fraction of residues that are not modelled. The numeric value for each fraction is indicated below the corresponding segment, with a dot representing fractions  $\leq 5\%$ . The upper red bar (where present) indicates the fraction of residues that have poor fit to the electron density. The numeric value is given above the bar.

Mol	Chain	Length	Quality of chain
1	A	577	<div> <div>24%</div> <div>16%</div> <div>67%</div> <div>16%</div> <div>.</div> </div>
1	B	577	<div> <div>8%</div> <div>13%</div> <div>63%</div> <div>22%</div> <div>.</div> </div>
1	C	577	<div> <div>25%</div> <div>15%</div> <div>66%</div> <div>18%</div> <div>.</div> </div>
1	I	577	<div> <div>27%</div> <div>16%</div> <div>68%</div> <div>15%</div> <div>.</div> </div>
1	J	577	<div> <div>8%</div> <div>13%</div> <div>63%</div> <div>22%</div> <div>.</div> </div>

*Continued on next page...*

Continued from previous page...

Mol	Chain	Length	Quality of chain
1	K	577	
2	D	457	
2	E	457	
2	F	457	
2	L	457	
2	M	457	
2	N	457	
3	G	210	
3	O	210	
4	H	100	
4	P	100	

The following table lists non-polymeric compounds, carbohydrate monomers and non-standard residues in protein, DNA, RNA chains that are outliers for geometric or electron-density-fit criteria:

Mol	Type	Chain	Res	Chirality	Geometry	Clashes	Electron density
5	ADP	A	600	-	-	X	-
5	ADP	C	600	-	-	X	-
5	ADP	I	600	-	-	X	-
5	ADP	K	600	-	-	X	-

## 2 Entry composition [i](#)

There are 5 unique types of molecules in this entry. The entry contains 53224 atoms, of which 0 are hydrogens and 0 are deuteriums.

In the tables below, the ZeroOcc column contains the number of atoms modelled with zero occupancy, the AltConf column contains the number of residues with at least one atom in alternate conformation and the Trace column contains the number of residues modelled with at most 2 atoms.

- Molecule 1 is a protein called V-type ATP synthase alpha chain.

Mol	Chain	Residues	Atoms					ZeroOcc	AltConf	Trace
1	A	577	Total	C	N	O	S	0	0	0
			4473	2854	762	835	22			
1	B	577	Total	C	N	O	S	0	0	0
			4473	2854	762	835	22			
1	C	577	Total	C	N	O	S	0	0	0
			4473	2854	762	835	22			
1	I	577	Total	C	N	O	S	0	0	0
			4473	2854	762	835	22			
1	J	577	Total	C	N	O	S	0	0	0
			4473	2854	762	835	22			
1	K	577	Total	C	N	O	S	0	0	0
			4473	2854	762	835	22			

- Molecule 2 is a protein called V-type ATP synthase beta chain.

Mol	Chain	Residues	Atoms					ZeroOcc	AltConf	Trace
2	D	457	Total	C	N	O	S	0	0	0
			3579	2266	618	685	10			
2	E	457	Total	C	N	O	S	0	0	0
			3579	2266	618	685	10			
2	F	457	Total	C	N	O	S	0	0	0
			3579	2266	618	685	10			
2	L	457	Total	C	N	O	S	0	0	0
			3579	2266	618	685	10			
2	M	457	Total	C	N	O	S	0	0	0
			3579	2266	618	685	10			
2	N	457	Total	C	N	O	S	0	0	0
			3579	2266	618	685	10			

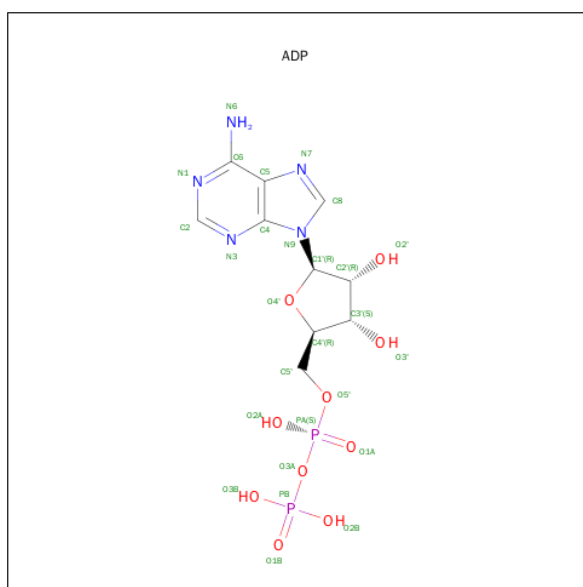
- Molecule 3 is a protein called V-type ATP synthase subunit D.

Mol	Chain	Residues	Atoms					ZeroOcc	AltConf	Trace
3	G	210	Total	C	N	O	S	0	0	0
			1643	1033	307	301	2			
3	O	210	Total	C	N	O	S	0	0	0
			1643	1033	307	301	2			

- Molecule 4 is a protein called V-type ATP synthase subunit F.

Mol	Chain	Residues	Atoms					ZeroOcc	AltConf	Trace
4	H	100	Total	C	N	O	S	0	0	0
			759	479	131	146	3			
4	P	100	Total	C	N	O	S	0	0	0
			759	479	131	146	3			

- Molecule 5 is ADENOSINE-5'-DIPHOSPHATE (three-letter code: ADP) (formula:  $C_{10}H_{15}N_5O_{10}P_2$ ).

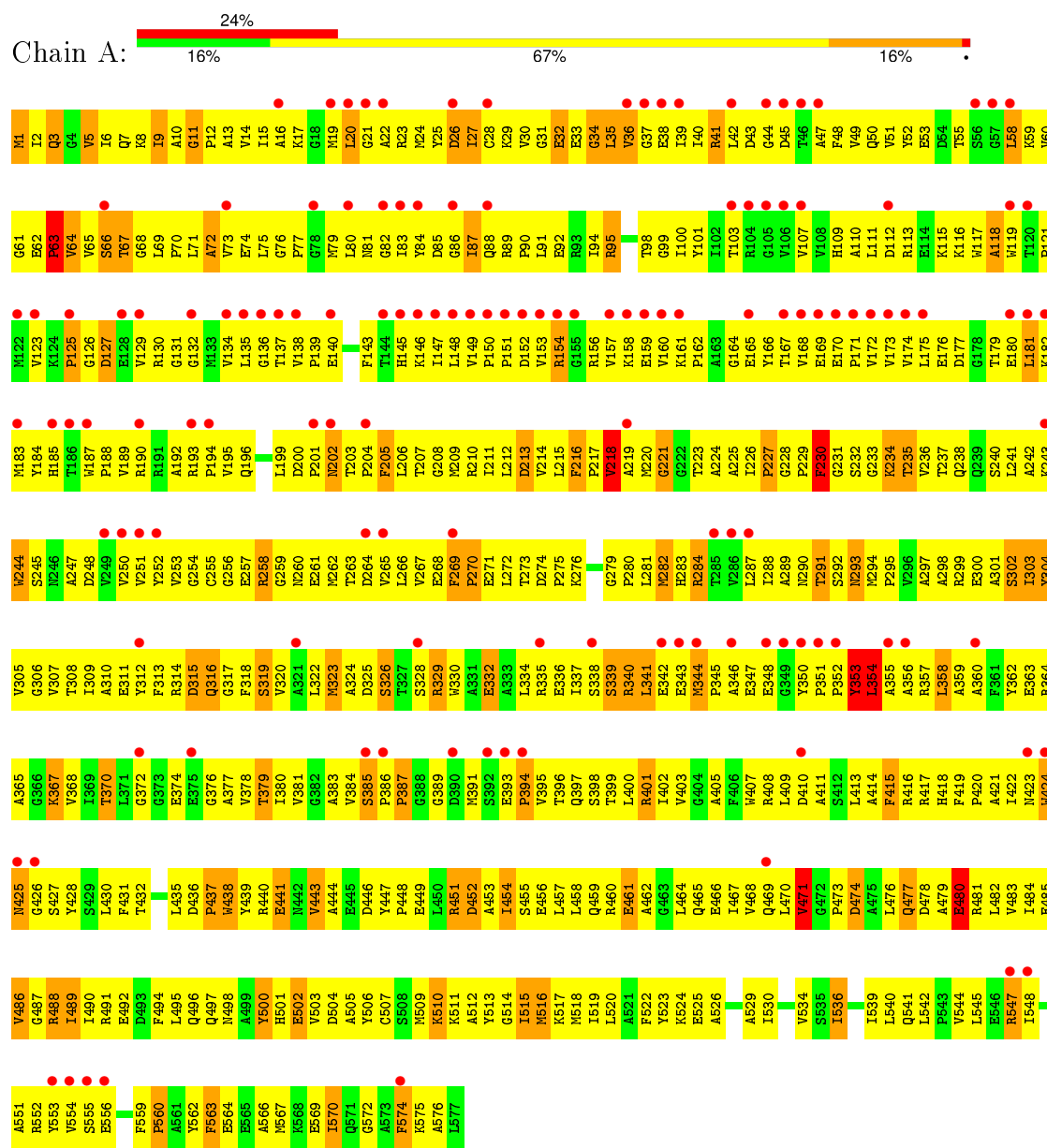


Mol	Chain	Residues	Atoms					ZeroOcc	AltConf
5	A	1	Total	C	N	O	P	0	0
			27	10	5	10	2		
5	C	1	Total	C	N	O	P	0	0
			27	10	5	10	2		
5	I	1	Total	C	N	O	P	0	0
			27	10	5	10	2		
5	K	1	Total	C	N	O	P	0	0
			27	10	5	10	2		

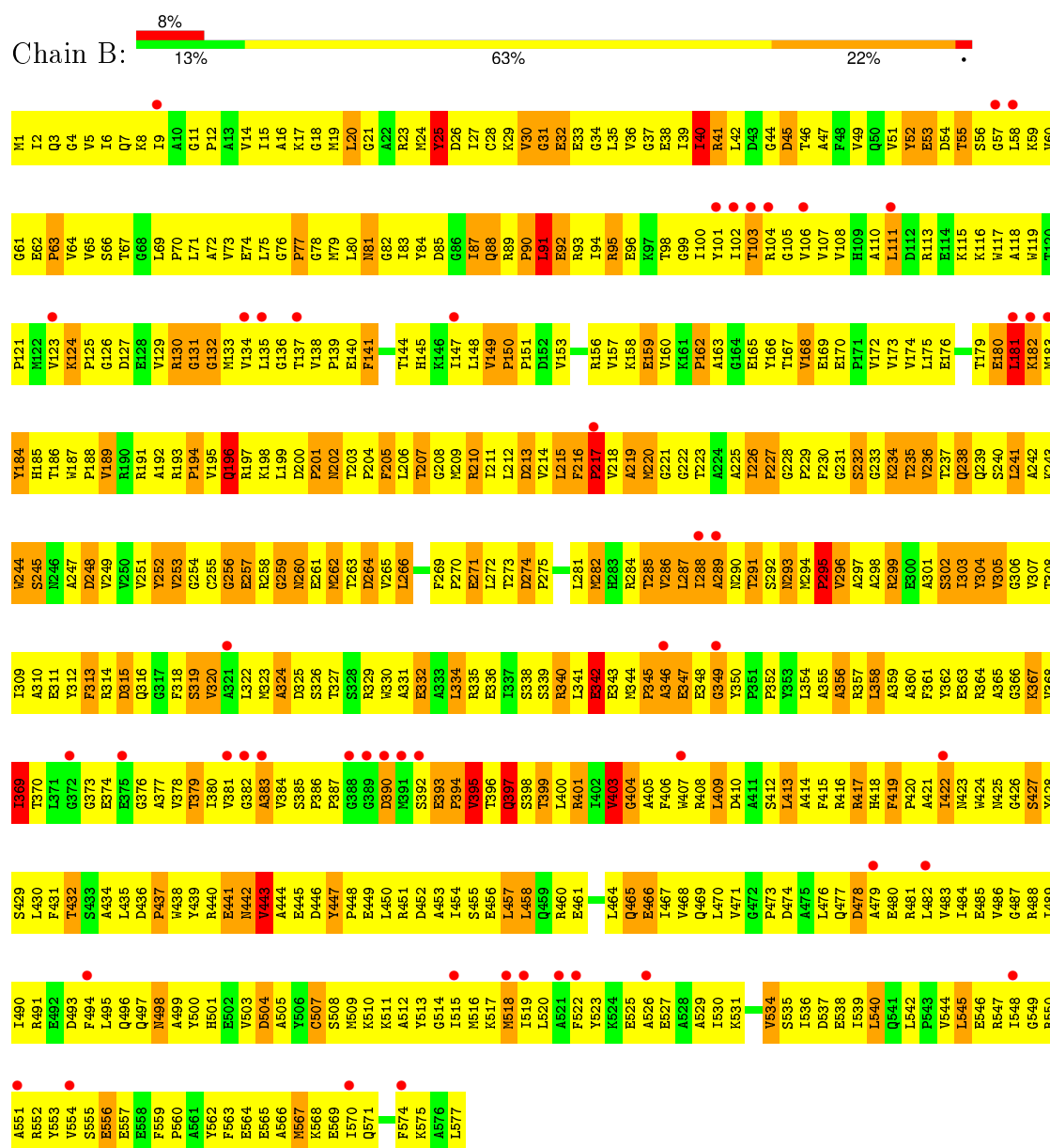
### 3 Residue-property plots

These plots are drawn for all protein, RNA and DNA chains in the entry. The first graphic for a chain summarises the proportions of errors displayed in the second graphic. The second graphic shows the sequence view annotated by issues in geometry and electron density. Residues are color-coded according to the number of geometric quality criteria for which they contain at least one outlier: green = 0, yellow = 1, orange = 2 and red = 3 or more. A red dot above a residue indicates a poor fit to the electron density ( $RSRZ > 2$ ). Stretches of 2 or more consecutive residues without any outlier are shown as a green connector. Residues present in the sample, but not in the model, are shown in grey.

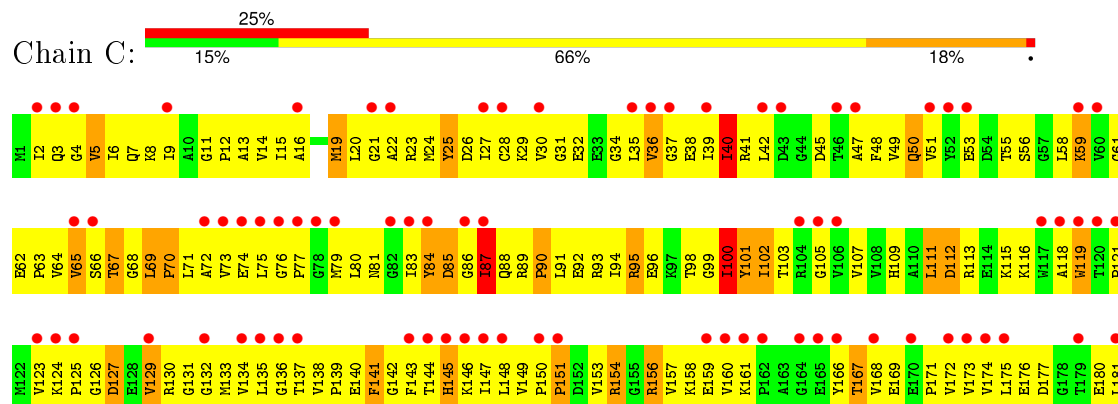
- Molecule 1: V-type ATP synthase alpha chain

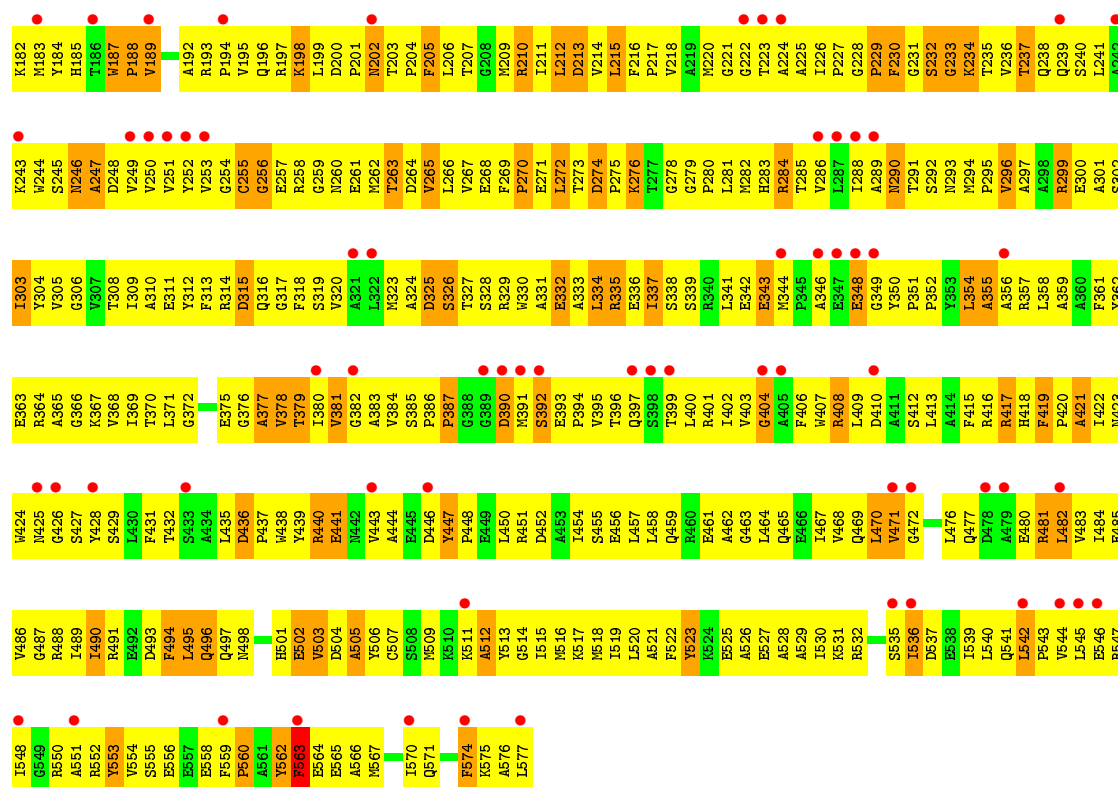


- Molecule 1: V-type ATP synthase alpha chain




- Molecule 1: V-type ATP synthase alpha chain

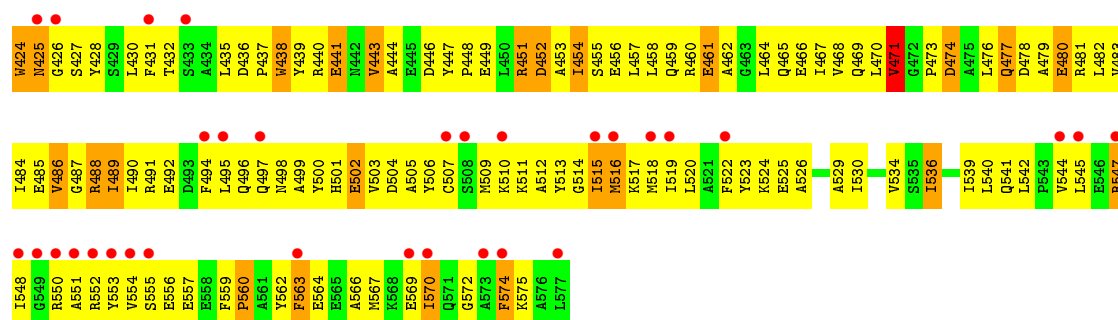




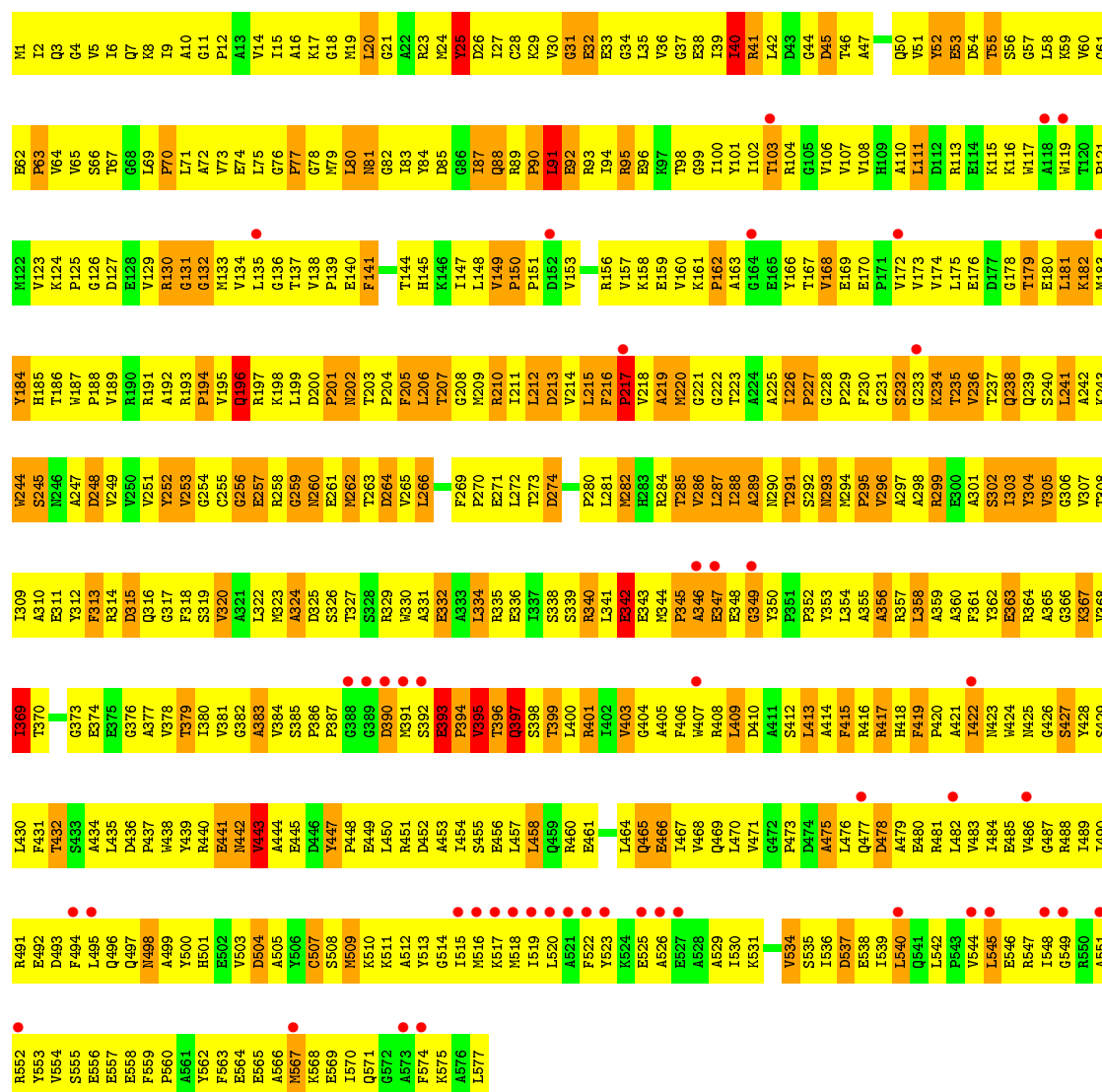
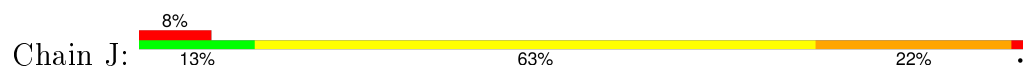
• Molecule 1: V-type ATP synthase alpha chain





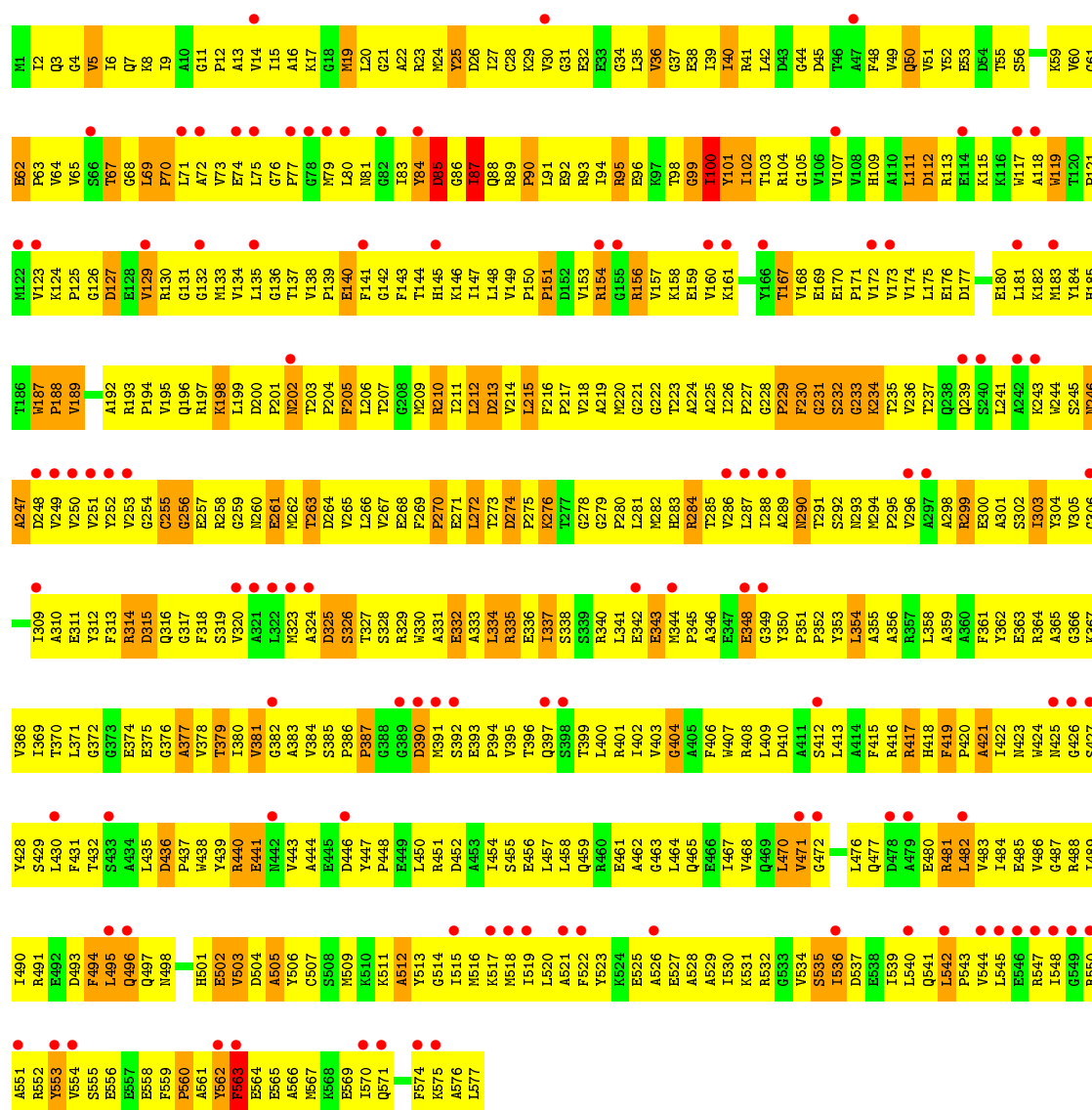


• Molecule 1: V-type ATP synthase alpha chain



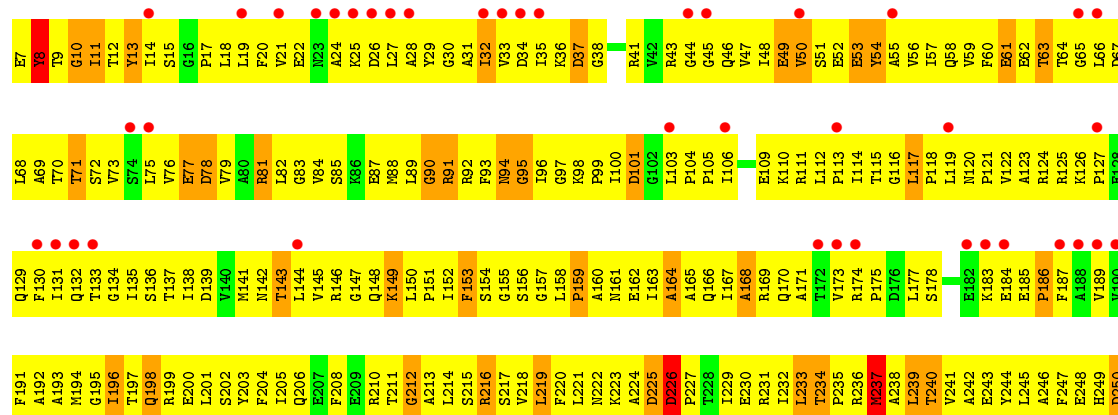
• Molecule 1: V-type ATP synthase alpha chain

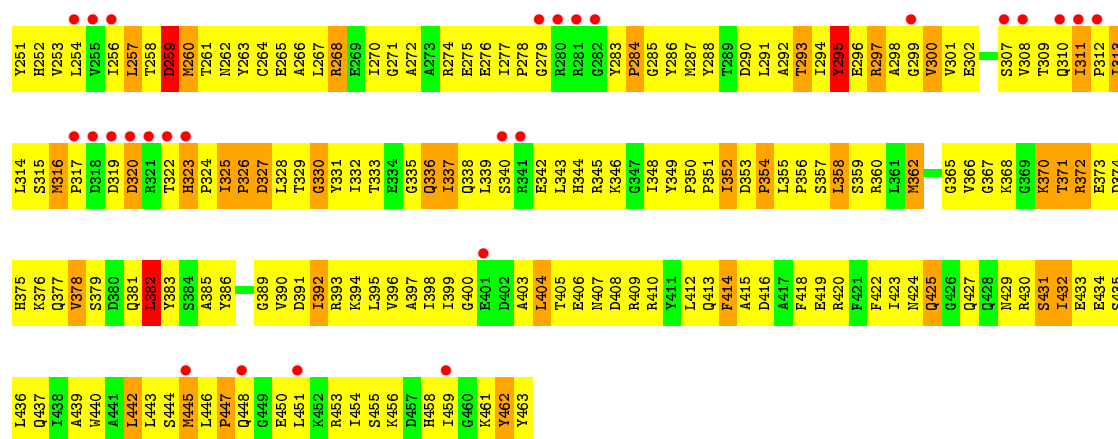





### • Molecule 2: V-type ATP synthase beta chain

Chain D: 15% 13% 69% 16%

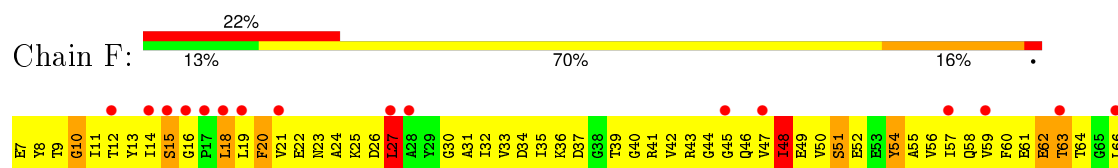


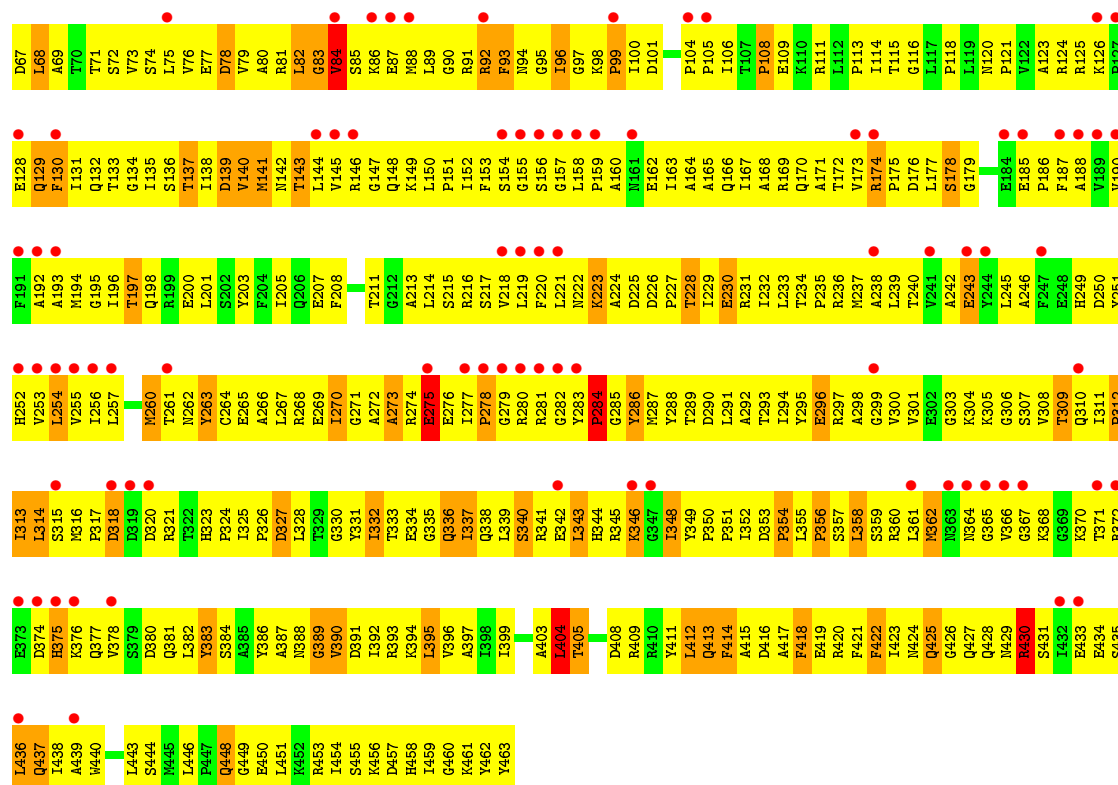


### • Molecule 2: V-type ATP synthase beta chain




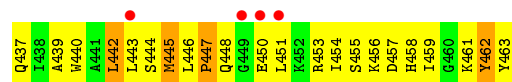
### • Molecule 2: V-type ATP synthase beta chain



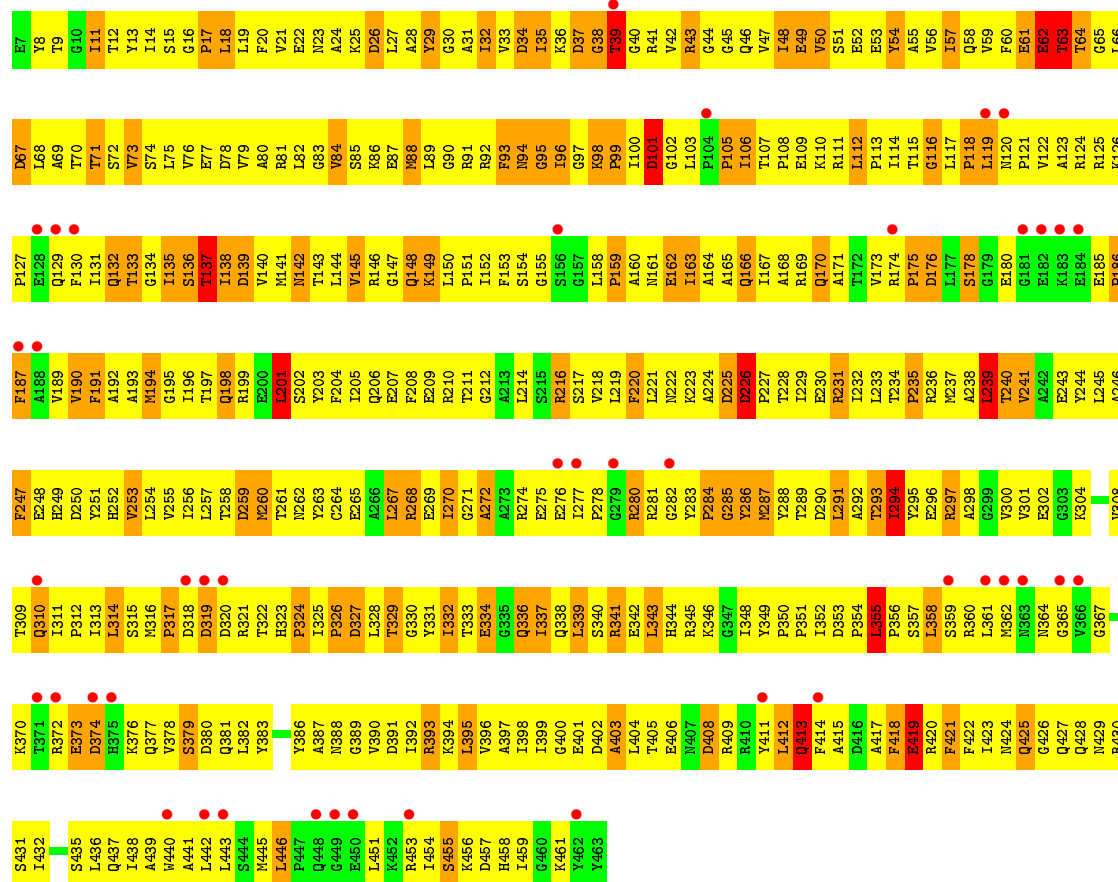
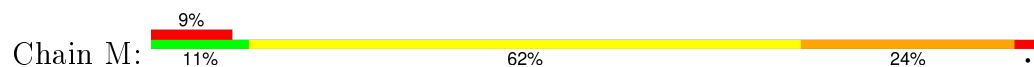


• Molecule 2: V-type ATP synthase beta chain

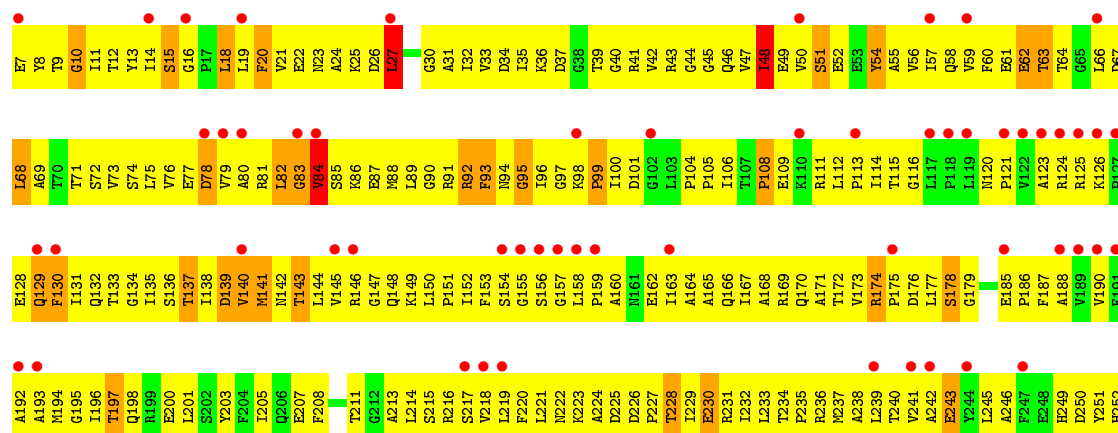
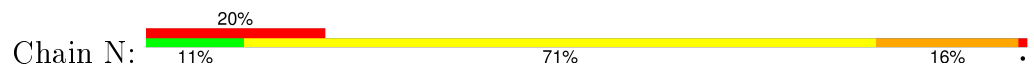


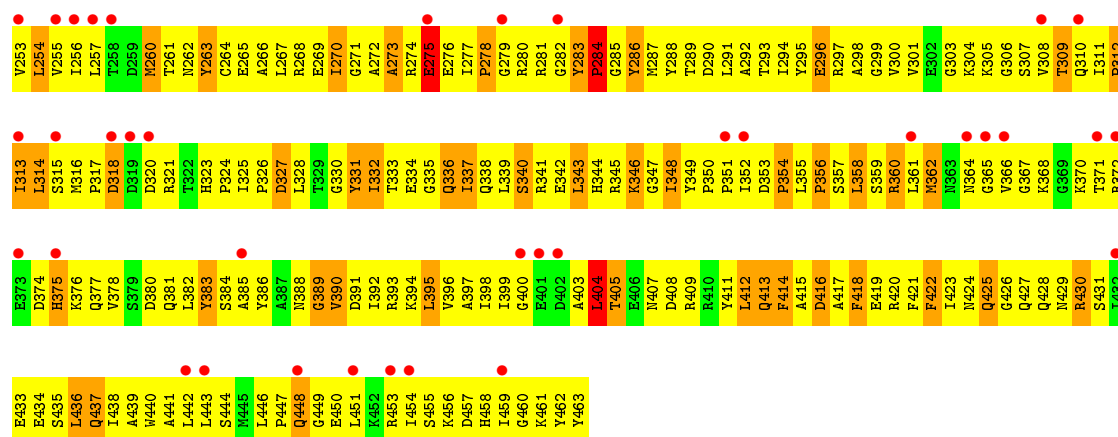


• Molecule 2: V-type ATP synthase beta chain

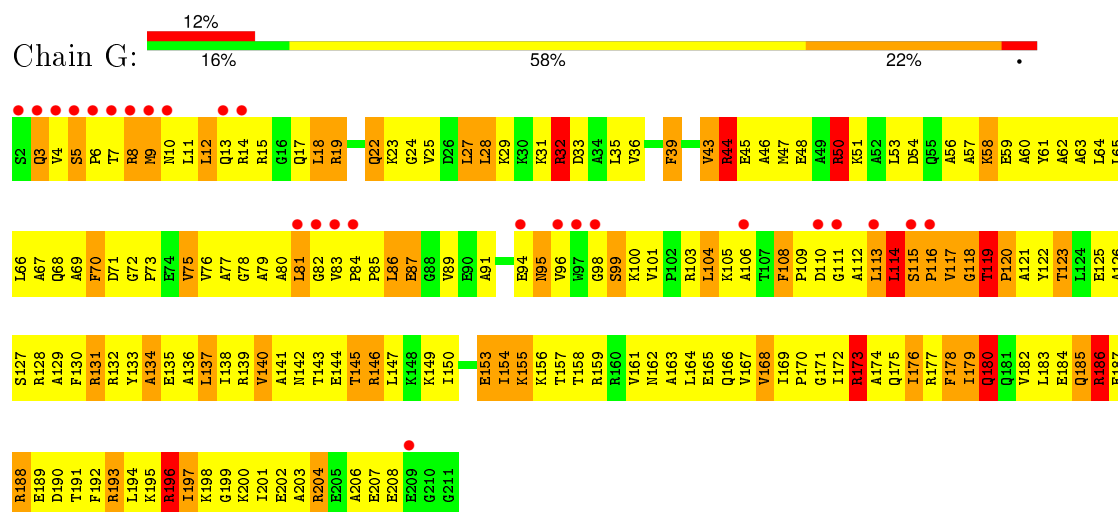


• Molecule 2: V-type ATP synthase beta chain

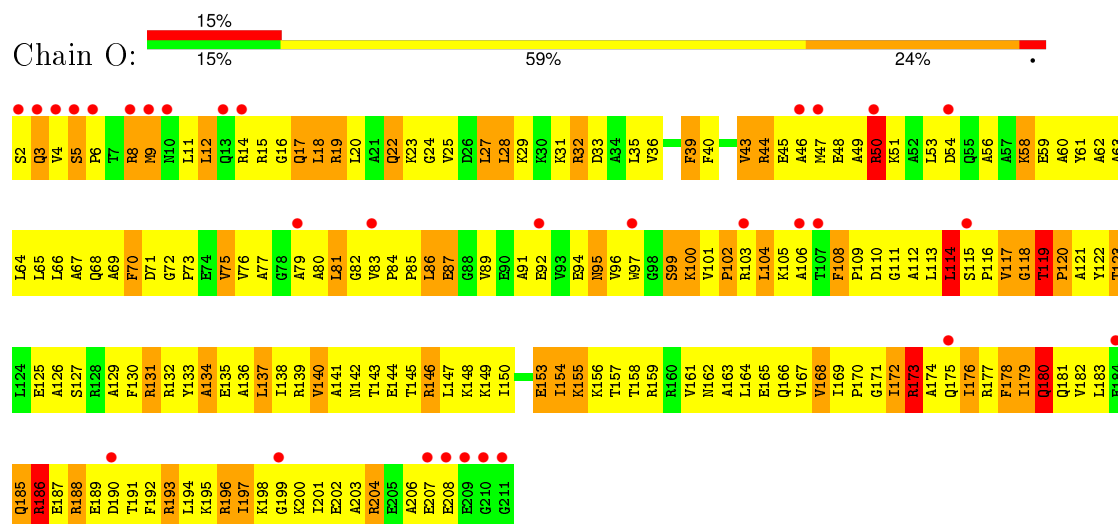




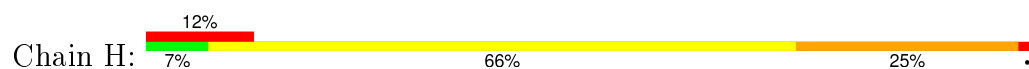
### • Molecule 3: V-type ATP synthase subunit D

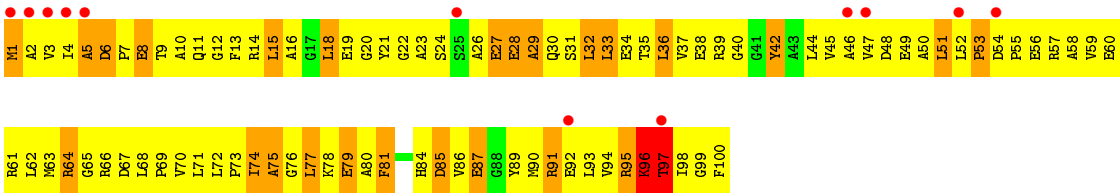


### • Molecule 3: V-type ATP synthase subunit D

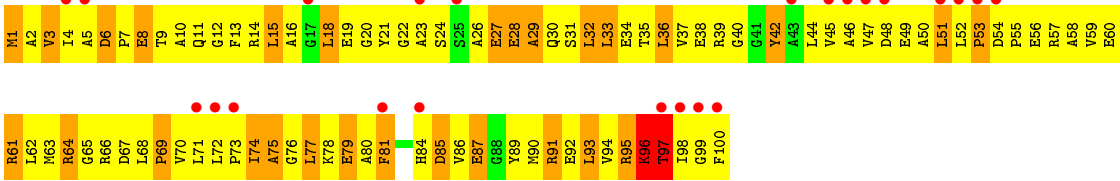
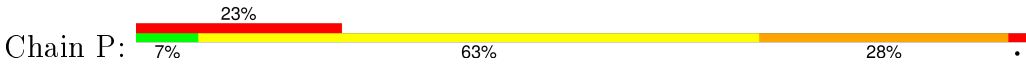


### • Molecule 4: V-type ATP synthase subunit F





● Molecule 4: V-type ATP synthase subunit F



## 4 Data and refinement statistics

Property	Value	Source
Space group	P 3 2 1	Depositor
Cell constants a, b, c, $\alpha$ , $\beta$ , $\gamma$	382.14Å 382.14Å 148.25Å 90.00° 90.00° 120.00°	Depositor
Resolution (Å)	49.90 – 3.90 67.65 – 3.90	Depositor EDS
% Data completeness (in resolution range)	90.2 (49.90-3.90) 90.2 (67.65-3.90)	Depositor EDS
$R_{merge}$	(Not available)	Depositor
$R_{sym}$	0.10	Depositor
$\langle I/\sigma(I) \rangle$ <sup>1</sup>	1.99 (at 3.89Å)	Xtriage
Refinement program	CNS 1.3	Depositor
R, $R_{free}$	0.328 , 0.381 0.329 , 0.356	Depositor DCC
$R_{free}$ test set	No test flags present.	DCC
Wilson B-factor (Å <sup>2</sup> )	139.2	Xtriage
Anisotropy	0.123	Xtriage
Bulk solvent $k_{sol}$ (e/Å <sup>3</sup> ), $B_{sol}$ (Å <sup>2</sup> )	0.37 , 1236.4	EDS
Estimated twinning fraction	0.197 for -h,-k,l	Xtriage
L-test for twinning <sup>2</sup>	$\langle  L  \rangle = 0.32$ , $\langle L^2 \rangle = 0.15$	Xtriage
Outliers	0 of 101559 reflections	Xtriage
$F_o, F_c$ correlation	0.91	EDS
Total number of atoms	53224	wwPDB-VP
Average B, all atoms (Å <sup>2</sup> )	341.0	wwPDB-VP

Xtriage's analysis on translational NCS is as follows: *The largest off-origin peak in the Patterson function is 2.19% of the height of the origin peak. No significant pseudotranslation is detected.*

<sup>1</sup>Intensities estimated from amplitudes.

<sup>2</sup>Theoretical values of  $\langle |L| \rangle$ ,  $\langle L^2 \rangle$  for acentric reflections are 0.5, 0.375 respectively for untwinned datasets, and 0.333, 0.2 for perfectly twinned datasets.



## 5 Model quality ⓘ

### 5.1 Standard geometry ⓘ

Bond lengths and bond angles in the following residue types are not validated in this section: ADP

The Z score for a bond length (or angle) is the number of standard deviations the observed value is removed from the expected value. A bond length (or angle) with  $|Z| > 5$  is considered an outlier worth inspection. RMSZ is the root-mean-square of all Z scores of the bond lengths (or angles).

Mol	Chain	Bond lengths		Bond angles	
		RMSZ	# $ Z  > 5$	RMSZ	# $ Z  > 5$
1	A	0.51	1/4569 (0.0%)	0.68	1/6198 (0.0%)
1	B	0.62	0/4569	0.86	4/6198 (0.1%)
1	C	0.54	1/4569 (0.0%)	0.72	1/6198 (0.0%)
1	I	0.49	0/4569	0.68	2/6198 (0.0%)
1	J	0.65	2/4569 (0.0%)	0.87	4/6198 (0.1%)
1	K	0.55	1/4569 (0.0%)	0.73	4/6198 (0.1%)
2	D	0.48	0/3646	0.69	1/4938 (0.0%)
2	E	0.54	0/3646	0.76	2/4938 (0.0%)
2	F	0.48	0/3646	0.71	1/4938 (0.0%)
2	L	0.47	0/3646	0.70	1/4938 (0.0%)
2	M	0.58	0/3646	0.78	4/4938 (0.1%)
2	N	0.47	0/3646	0.71	2/4938 (0.0%)
3	G	0.60	0/1663	1.39	24/2235 (1.1%)
3	O	0.55	0/1663	1.42	23/2235 (1.0%)
4	H	0.65	0/770	1.27	6/1040 (0.6%)
4	P	0.58	0/770	1.26	7/1040 (0.7%)
All	All	0.54	5/54156 (0.0%)	0.82	87/73366 (0.1%)

Chiral center outliers are detected by calculating the chiral volume of a chiral center and verifying if the center is modelled as a planar moiety or with the opposite hand. A planarity outlier is detected by checking planarity of atoms in a peptide group, atoms in a mainchain group or atoms of a sidechain that are expected to be planar.

Mol	Chain	#Chirality outliers	#Planarity outliers
2	L	0	1
2	N	0	2
All	All	0	3

All (5) bond length outliers are listed below:

Mol	Chain	Res	Type	Atoms	Z	Observed(Å)	Ideal(Å)
1	C	255	CYS	CB-SG	8.86	1.97	1.82
1	A	576	ALA	CA-CB	-6.14	1.39	1.52
1	K	255	CYS	CB-SG	5.70	1.92	1.82
1	J	393	GLU	CB-CG	5.61	1.62	1.52
1	J	475	ALA	CA-CB	-5.24	1.41	1.52

All (87) bond angle outliers are listed below:

Mol	Chain	Res	Type	Atoms	Z	Observed(°)	Ideal(°)
3	O	50	ARG	NE-CZ-NH2	-15.90	112.35	120.30
3	O	50	ARG	NE-CZ-NH1	15.14	127.87	120.30
3	O	44	ARG	NE-CZ-NH1	-15.05	112.78	120.30
4	P	91	ARG	NE-CZ-NH2	-14.47	113.07	120.30
3	O	32	ARG	NE-CZ-NH2	-14.40	113.10	120.30
3	G	50	ARG	NE-CZ-NH2	14.24	127.42	120.30
4	P	91	ARG	NE-CZ-NH1	14.06	127.33	120.30
4	H	91	ARG	NE-CZ-NH1	-14.03	113.28	120.30
3	O	131	ARG	NE-CZ-NH1	-14.01	113.29	120.30
3	O	196	ARG	NE-CZ-NH2	-13.93	113.34	120.30
3	O	131	ARG	NE-CZ-NH2	13.88	127.24	120.30
3	G	44	ARG	NE-CZ-NH2	-13.87	113.36	120.30
3	G	131	ARG	NE-CZ-NH2	-13.84	113.38	120.30
3	G	196	ARG	NE-CZ-NH1	-13.68	113.46	120.30
4	H	91	ARG	NE-CZ-NH2	13.59	127.09	120.30
3	G	146	ARG	NE-CZ-NH2	13.55	127.08	120.30
3	G	196	ARG	NE-CZ-NH2	13.54	127.07	120.30
3	G	32	ARG	NE-CZ-NH1	-13.52	113.54	120.30
3	O	146	ARG	NE-CZ-NH2	-13.51	113.54	120.30
3	O	32	ARG	NE-CZ-NH1	13.50	127.05	120.30
3	G	44	ARG	NE-CZ-NH1	13.36	126.98	120.30
4	P	61	ARG	NE-CZ-NH2	-13.29	113.66	120.30
3	O	146	ARG	NE-CZ-NH1	13.26	126.93	120.30
3	G	146	ARG	NE-CZ-NH1	-13.23	113.68	120.30
4	H	61	ARG	NE-CZ-NH1	-13.23	113.69	120.30
3	G	131	ARG	NE-CZ-NH1	13.21	126.91	120.30
3	O	44	ARG	NE-CZ-NH2	13.20	126.90	120.30
3	G	50	ARG	NE-CZ-NH1	-13.14	113.73	120.30
3	G	204	ARG	NE-CZ-NH1	-13.13	113.73	120.30
3	O	196	ARG	NE-CZ-NH1	13.12	126.86	120.30
3	G	32	ARG	NE-CZ-NH2	13.08	126.84	120.30
3	O	204	ARG	NE-CZ-NH2	-12.99	113.81	120.30
1	B	41	ARG	NE-CZ-NH1	-12.81	113.89	120.30
4	H	61	ARG	NE-CZ-NH2	12.79	126.70	120.30

*Continued on next page...*

*Continued from previous page...*

Mol	Chain	Res	Type	Atoms	Z	Observed(°)	Ideal(°)
1	J	41	ARG	NE-CZ-NH2	-12.79	113.90	120.30
4	P	61	ARG	NE-CZ-NH1	12.71	126.66	120.30
3	G	204	ARG	NE-CZ-NH2	12.66	126.63	120.30
3	O	204	ARG	NE-CZ-NH1	12.60	126.60	120.30
1	B	41	ARG	NE-CZ-NH2	12.52	126.56	120.30
1	J	41	ARG	NE-CZ-NH1	12.36	126.48	120.30
3	O	50	ARG	CD-NE-CZ	7.67	134.34	123.60
3	G	50	ARG	CD-NE-CZ	7.53	134.15	123.60
3	O	131	ARG	CD-NE-CZ	7.26	133.76	123.60
3	G	44	ARG	CD-NE-CZ	7.22	133.71	123.60
3	G	32	ARG	CD-NE-CZ	7.22	133.71	123.60
3	O	44	ARG	CD-NE-CZ	7.16	133.62	123.60
4	H	91	ARG	CD-NE-CZ	7.12	133.57	123.60
3	O	32	ARG	CD-NE-CZ	7.09	133.53	123.60
3	G	196	ARG	CD-NE-CZ	7.09	133.52	123.60
3	G	146	ARG	CD-NE-CZ	7.03	133.44	123.60
1	K	314	ARG	NE-CZ-NH2	-6.91	116.84	120.30
4	H	61	ARG	CD-NE-CZ	6.81	133.14	123.60
4	P	91	ARG	CD-NE-CZ	6.78	133.08	123.60
3	O	196	ARG	CD-NE-CZ	6.72	133.01	123.60
4	P	61	ARG	CD-NE-CZ	6.70	132.98	123.60
3	O	146	ARG	CD-NE-CZ	6.66	132.93	123.60
3	G	131	ARG	CD-NE-CZ	6.61	132.85	123.60
3	O	204	ARG	CD-NE-CZ	6.57	132.79	123.60
3	G	114	LEU	CA-CB-CG	6.54	130.34	115.30
3	G	204	ARG	CD-NE-CZ	6.53	132.74	123.60
1	J	41	ARG	CD-NE-CZ	6.43	132.60	123.60
1	B	41	ARG	CD-NE-CZ	6.42	132.59	123.60
2	E	239	LEU	CA-CB-CG	-6.08	101.31	115.30
3	O	140	VAL	CB-CA-C	-5.91	100.18	111.40
1	I	43	ASP	CB-CG-OD1	5.88	123.59	118.30
3	G	140	VAL	CB-CA-C	-5.80	100.38	111.40
2	M	38	GLY	N-CA-C	-5.75	98.74	113.10
1	I	58	LEU	CA-CB-CG	5.73	128.47	115.30
1	K	213	ASP	CB-CG-OD2	-5.70	113.17	118.30
2	F	430	ARG	NE-CZ-NH1	-5.66	117.47	120.30
2	L	311	ILE	CB-CA-C	-5.64	100.32	111.60
1	A	58	LEU	CA-CB-CG	5.56	128.10	115.30
3	G	113	LEU	CA-CB-CG	5.54	128.05	115.30
1	J	91	LEU	CA-CB-CG	-5.54	102.56	115.30
1	B	91	LEU	CA-CB-CG	-5.51	102.62	115.30
2	M	239	LEU	CA-CB-CG	-5.46	102.73	115.30

*Continued on next page...*

*Continued from previous page...*

Mol	Chain	Res	Type	Atoms	Z	Observed(°)	Ideal(°)
3	O	114	LEU	CA-CB-CG	5.44	127.81	115.30
1	K	325	ASP	CB-CG-OD2	5.40	123.16	118.30
1	K	85	ASP	CB-CG-OD1	5.34	123.11	118.30
2	D	311	ILE	CB-CA-C	-5.27	101.06	111.60
2	N	416	ASP	CB-CG-OD1	5.25	123.02	118.30
2	M	201	LEU	CA-CB-CG	5.24	127.36	115.30
2	M	355	LEU	CA-CB-CG	5.19	127.23	115.30
4	P	93	LEU	N-CA-C	5.19	125.01	111.00
2	N	360	ARG	NE-CZ-NH1	5.13	122.86	120.30
1	C	213	ASP	CB-CG-OD2	-5.04	113.77	118.30
2	E	355	LEU	CA-CB-CG	5.03	126.86	115.30

There are no chirality outliers.

All (3) planarity outliers are listed below:

Mol	Chain	Res	Type	Group
2	L	283	TYR	Sidechain
2	N	283	TYR	Sidechain
2	N	331	TYR	Sidechain

## 5.2 Too-close contacts

In the following table, the Non-H and H(model) columns list the number of non-hydrogen atoms and hydrogen atoms in the chain respectively. The H(added) column lists the number of hydrogen atoms added and optimized by MolProbity. The Clashes column lists the number of clashes within the asymmetric unit, whereas Symm-Clashes lists symmetry related clashes.

Mol	Chain	Non-H	H(model)	H(added)	Clashes	Symm-Clashes
1	A	4473	0	4491	1133	0
1	B	4473	0	4491	1334	0
1	C	4473	0	4491	1201	0
1	I	4473	0	4491	1159	0
1	J	4473	0	4491	1418	1
1	K	4473	0	4491	1186	0
2	D	3579	0	3598	900	0
2	E	3579	0	3598	1188	0
2	F	3579	0	3598	945	0
2	L	3579	0	3598	917	0
2	M	3579	0	3598	1207	0
2	N	3579	0	3598	990	0
3	G	1643	0	1718	509	0

*Continued on next page...*

*Continued from previous page...*

Mol	Chain	Non-H	H(model)	H(added)	Clashes	Symm-Clashes
3	O	1643	0	1718	512	0
4	H	759	0	764	279	0
4	P	759	0	764	295	0
5	A	27	0	12	32	0
5	C	27	0	12	19	0
5	I	27	0	12	32	0
5	K	27	0	12	23	0
All	All	53224	0	53546	14280	1

The all-atom clashscore is defined as the number of clashes found per 1000 atoms (including hydrogen atoms). The all-atom clashscore for this structure is 134.

All (14280) close contacts within the same asymmetric unit are listed below, sorted by their clash magnitude.

Atom-1	Atom-2	Interatomic distance (Å)	Clash overlap (Å)
1:J:475:ALA:CB	4:P:98:ILE:HB	1.37	1.50
1:J:475:ALA:HB2	4:P:98:ILE:CB	1.42	1.47
2:L:322:THR:HG21	3:O:15:ARG:NH1	1.51	1.25
2:E:94:ASN:HD22	2:E:95:GLY:N	1.34	1.24
2:M:94:ASN:HD22	2:M:95:GLY:N	1.36	1.24
2:M:114:ILE:HD12	2:M:115:THR:N	1.50	1.23
1:I:8:LYS:NZ	2:N:52:GLU:H	1.36	1.23
1:C:255:CYS:SG	1:C:327:THR:HA	1.79	1.22
2:M:142:ASN:HA	2:M:362:MET:SD	1.80	1.21
1:I:243:LYS:HA	1:I:281:LEU:HD22	1.23	1.20
2:E:142:ASN:HA	2:E:362:MET:SD	1.82	1.19
1:K:255:CYS:SG	1:K:327:THR:HA	1.82	1.19
4:H:30:GLN:HE22	4:H:62:LEU:HD21	1.05	1.19
2:L:31:ALA:HA	2:L:78:ASP:O	1.42	1.18
2:M:329:THR:HA	2:M:332:ILE:HD11	1.21	1.18
1:K:221:GLY:HA2	1:K:366:GLY:HA2	1.20	1.18
4:H:44:LEU:HD12	4:H:69:PRO:HA	1.24	1.17
2:D:31:ALA:HA	2:D:78:ASP:O	1.43	1.17
4:P:49:GLU:CA	4:P:53:PRO:HG2	1.76	1.16
1:K:133:MET:O	1:K:149:VAL:HG23	1.45	1.16
1:A:243:LYS:HA	1:A:281:LEU:HD22	1.25	1.16
1:C:205:PHE:HB2	1:C:220:MET:HE1	1.25	1.15
1:J:266:LEU:HD23	1:J:266:LEU:H	1.02	1.15
2:N:114:ILE:HG22	2:N:240:THR:HB	1.28	1.15
2:E:291:LEU:HA	2:E:294:ILE:HG12	1.26	1.15
2:E:139:ASP:HA	2:E:143:THR:OG1	1.46	1.15

*Continued on next page...*

*Continued from previous page...*

Atom-1	Atom-2	Interatomic distance (Å)	Clash overlap (Å)
1:C:220:MET:HA	1:C:379:THR:HG23	1.17	1.15
1:I:417:ARG:HB2	2:N:384:SER:HB2	1.25	1.15
3:O:65:LEU:HA	3:O:69:ALA:HB2	1.29	1.15
1:C:258:ARG:HA	1:C:292:SER:HB2	1.25	1.15
1:C:13:ALA:HA	1:C:50:GLN:HE22	1.07	1.14
1:J:221:GLY:N	1:J:379:THR:HG23	1.62	1.14
1:J:113:ARG:HD2	1:J:169:GLU:HB2	1.27	1.14
1:C:133:MET:O	1:C:149:VAL:HG23	1.45	1.14
4:P:44:LEU:HD12	4:P:69:PRO:HA	1.28	1.14
4:P:1:MET:HB3	4:P:18:LEU:HD11	1.21	1.14
2:F:114:ILE:HG22	2:F:240:THR:HB	1.30	1.14
3:G:50:ARG:HH12	3:G:137:LEU:HD12	0.97	1.14
3:O:50:ARG:HE	3:O:140:VAL:HG13	0.98	1.13
1:B:215:LEU:HD12	1:B:215:LEU:N	1.63	1.13
1:I:417:ARG:HE	2:N:384:SER:HB3	1.01	1.13
1:J:158:LYS:HB2	1:J:176:GLU:HG3	1.15	1.13
2:D:92:ARG:HB3	2:D:101:ASP:HB3	1.30	1.13
4:P:96:LYS:HE3	4:P:96:LYS:HA	1.29	1.13
1:K:24:MET:HE3	2:N:14:ILE:HG22	1.29	1.13
1:I:101:TYR:OH	2:N:243:GLU:HB3	1.49	1.13
1:B:470:LEU:HD12	1:B:471:VAL:H	1.09	1.13
4:H:1:MET:HB3	4:H:18:LEU:HD11	1.27	1.13
1:J:41:ARG:HG2	2:M:15:SER:HA	1.30	1.13
2:E:114:ILE:HD12	2:E:115:THR:N	1.62	1.13
2:E:144:LEU:HG	2:E:146:ARG:H	1.14	1.13
1:J:42:LEU:HD22	2:M:14:ILE:HD12	1.31	1.12
1:A:131:GLY:HA3	1:A:151:PRO:HA	1.17	1.12
2:M:85:SER:HB3	2:M:109:GLU:H	1.11	1.12
2:M:291:LEU:HA	2:M:294:ILE:HG12	1.28	1.12
4:H:49:GLU:HA	4:H:53:PRO:HG2	1.28	1.12
3:G:68:GLN:HE22	3:G:123:THR:HA	1.02	1.12
1:C:221:GLY:HA2	1:C:366:GLY:HA2	1.22	1.12
1:J:221:GLY:H	1:J:379:THR:HG23	1.04	1.12
2:M:150:LEU:HD22	2:M:337:ILE:HG22	1.30	1.12
1:B:263:THR:HA	1:B:266:LEU:HG	1.16	1.12
1:I:14:VAL:HG12	1:I:15:ILE:H	1.15	1.12
1:K:220:MET:HA	1:K:379:THR:HG23	1.32	1.12
1:B:501:HIS:O	1:B:505:ALA:HB2	1.49	1.12
1:J:410:ASP:HB2	1:J:423:ASN:HB2	1.30	1.12
1:B:158:LYS:HB2	1:B:176:GLU:HG3	1.23	1.11
1:J:272:LEU:HD13	1:J:282:MET:N	1.64	1.11

*Continued on next page...*

*Continued from previous page...*

Atom-1	Atom-2	Interatomic distance (Å)	Clash overlap (Å)
3:G:8:ARG:HD3	3:G:9:MET:H	1.05	1.11
4:P:49:GLU:HA	4:P:53:PRO:HG2	1.20	1.11
1:B:410:ASP:HB2	1:B:423:ASN:HB2	1.32	1.11
2:N:239:LEU:HD11	2:N:294:ILE:HG23	1.31	1.11
2:L:150:LEU:HD12	2:L:151:PRO:HD2	1.27	1.11
1:J:470:LEU:HD12	1:J:471:VAL:N	1.65	1.11
1:B:272:LEU:HD13	1:B:282:MET:N	1.63	1.11
2:E:222:ASN:HD21	2:E:231:ARG:HG3	1.02	1.11
3:G:50:ARG:O	3:G:54:ASP:HB2	1.50	1.11
2:E:246:ALA:HA	2:E:251:TYR:O	1.50	1.10
1:A:150:PRO:HG3	1:A:185:HIS:HB2	1.25	1.10
2:E:46:GLN:H	2:E:58:GLN:HB3	0.99	1.10
4:P:30:GLN:HE22	4:P:62:LEU:HD21	1.09	1.10
1:J:263:THR:HA	1:J:266:LEU:HG	1.28	1.10
3:G:36:VAL:HG12	3:G:154:ILE:HD11	1.33	1.10
4:H:96:LYS:HE3	4:H:96:LYS:HA	1.28	1.10
2:M:355:LEU:HB2	2:M:356:PRO:HD3	1.33	1.10
3:O:91:ALA:HA	3:O:104:LEU:HB3	1.13	1.10
3:O:60:ALA:HB3	3:O:129:ALA:HB2	1.32	1.10
1:A:307:VAL:HG21	1:A:364:ARG:HD3	1.13	1.10
1:I:150:PRO:HG3	1:I:185:HIS:HB2	1.27	1.10
1:J:354:LEU:O	1:J:358:LEU:HD23	1.51	1.10
2:N:134:GLY:HA3	2:N:170:GLN:HB3	1.32	1.10
2:D:277:ILE:HG23	3:G:194:LEU:HD13	1.33	1.10
1:K:13:ALA:HA	1:K:50:GLN:HE22	1.08	1.09
1:I:307:VAL:HG21	1:I:364:ARG:HD3	1.11	1.09
2:F:371:THR:HG22	2:F:372:ARG:H	1.14	1.09
3:G:68:GLN:HE22	3:G:123:THR:CA	1.63	1.09
1:B:266:LEU:H	1:B:266:LEU:HD23	1.14	1.09
4:P:95:ARG:HE	4:P:96:LYS:HG2	1.09	1.09
1:J:234:LYS:HA	1:J:234:LYS:HE3	1.23	1.09
1:K:258:ARG:HA	1:K:292:SER:HB2	1.29	1.09
1:C:189:VAL:HB	1:C:304:TYR:HB3	1.34	1.09
1:K:30:VAL:HG13	1:K:64:VAL:HG22	1.14	1.09
1:C:29:LYS:HE3	1:C:65:VAL:HG21	1.35	1.09
3:G:65:LEU:HA	3:G:69:ALA:HB2	1.26	1.09
1:B:113:ARG:HD2	1:B:169:GLU:HB2	1.25	1.09
1:J:215:LEU:N	1:J:215:LEU:HD12	1.61	1.08
1:A:417:ARG:HE	2:F:384:SER:HB3	1.10	1.08
2:L:92:ARG:HB3	2:L:101:ASP:HB3	1.32	1.08
2:E:355:LEU:HB2	2:E:356:PRO:HD3	1.30	1.08

*Continued on next page...*

*Continued from previous page...*

Atom-1	Atom-2	Interatomic distance (Å)	Clash overlap (Å)
3:O:50:ARG:HH22	3:O:137:LEU:HA	1.15	1.08
1:J:501:HIS:O	1:J:505:ALA:HB2	1.52	1.08
5:I:600:ADP:O3'	2:N:360:ARG:HG3	1.53	1.08
3:O:8:ARG:HD3	3:O:9:MET:H	1.03	1.08
2:F:36:LYS:HB3	2:F:72:SER:HB2	1.09	1.08
4:H:95:ARG:HE	4:H:96:LYS:HG2	1.13	1.08
3:G:79:ALA:HB1	3:G:115:SER:HB3	1.29	1.08
3:O:81:LEU:HD22	4:P:19:GLU:HB2	1.28	1.08
3:O:28:LEU:HD23	3:O:31:LYS:HD2	1.28	1.08
2:F:425:GLN:HB3	2:F:430:ARG:NH1	1.68	1.08
1:C:260:ASN:HB2	2:E:149:LYS:HE2	1.21	1.08
4:H:49:GLU:CA	4:H:53:PRO:HG2	1.83	1.08
1:I:131:GLY:HA3	1:I:151:PRO:HA	1.19	1.08
1:J:256:GLY:HA2	1:J:292:SER:HA	1.36	1.07
2:M:46:GLN:H	2:M:58:GLN:HB3	0.97	1.07
1:K:260:ASN:HB2	2:M:149:LYS:HE2	1.36	1.07
1:A:417:ARG:HB2	2:F:384:SER:HB2	1.33	1.07
2:M:246:ALA:HA	2:M:251:TYR:O	1.54	1.07
2:M:144:LEU:HG	2:M:146:ARG:H	1.11	1.07
1:J:221:GLY:HA2	1:J:379:THR:N	1.67	1.07
1:J:470:LEU:HD12	1:J:471:VAL:H	0.94	1.07
2:N:425:GLN:HB3	2:N:430:ARG:NH1	1.68	1.07
1:I:334:LEU:O	1:I:337:ILE:HD12	1.53	1.07
2:E:222:ASN:ND2	2:E:231:ARG:HG3	1.68	1.07
1:I:258:ARG:HG2	2:N:332:ILE:HA	1.34	1.07
2:E:193:ALA:HB3	2:E:221:LEU:HA	1.12	1.07
2:E:150:LEU:HD22	2:E:337:ILE:HG22	1.33	1.07
3:G:105:LYS:HG3	3:G:142:ASN:ND2	1.70	1.07
1:K:189:VAL:HB	1:K:304:TYR:HB3	1.34	1.07
2:D:150:LEU:HD12	2:D:151:PRO:HD2	1.30	1.07
2:E:334:GLU:HB3	2:E:360:ARG:HB3	1.33	1.07
3:G:28:LEU:HA	3:G:31:LYS:HG3	1.36	1.07
1:I:344:MET:HE1	2:L:275:GLU:HA	1.35	1.06
2:M:193:ALA:CB	2:M:221:LEU:HA	1.84	1.06
2:E:343:LEU:HB3	2:E:348:ILE:HB	1.29	1.06
2:E:329:THR:HA	2:E:332:ILE:HD11	1.37	1.06
3:O:56:ALA:O	3:O:59:GLU:HB3	1.55	1.06
2:M:193:ALA:HB3	2:M:221:LEU:HA	1.08	1.06
1:I:210:ARG:NH1	1:I:512:ALA:HA	1.70	1.06
1:K:205:PHE:HB2	1:K:220:MET:HE1	1.34	1.06
2:M:239:LEU:HD13	2:M:297:ARG:HD3	1.36	1.06

*Continued on next page...*



*Continued from previous page...*

Atom-1	Atom-2	Interatomic distance (Å)	Clash overlap (Å)
1:I:507:CYS:HA	1:I:511:LYS:HD3	1.35	1.06
3:O:185:GLN:O	3:O:188:ARG:HD2	1.55	1.06
1:I:11:GLY:H	2:N:49:GLU:HG3	1.15	1.06
2:M:139:ASP:HA	2:M:143:THR:OG1	1.55	1.06
2:N:36:LYS:HB3	2:N:72:SER:HB2	1.08	1.06
1:B:133:MET:N	1:B:149:VAL:HG13	1.71	1.06
2:F:134:GLY:HA3	2:F:170:GLN:HB3	1.32	1.06
2:M:193:ALA:HB3	2:M:221:LEU:CA	1.86	1.06
3:G:64:LEU:HB2	3:G:122:TYR:HB3	1.29	1.06
1:I:415:PHE:HA	2:N:358:LEU:HD12	1.38	1.06
1:A:210:ARG:NH1	1:A:512:ALA:HA	1.70	1.06
1:A:303:ILE:HG13	1:A:304:TYR:H	1.17	1.06
5:A:600:ADP:O3'	2:F:360:ARG:HG3	1.54	1.06
3:G:76:VAL:O	3:G:80:ALA:HB2	1.55	1.06
3:G:28:LEU:HD23	3:G:31:LYS:HD2	1.29	1.06
2:N:131:ILE:HG23	2:N:173:VAL:HA	1.38	1.05
2:N:371:THR:HG22	2:N:372:ARG:H	1.17	1.05
1:I:53:GLU:HA	1:I:295:PRO:HB3	1.38	1.05
3:G:18:LEU:CD1	3:G:18:LEU:H	1.66	1.05
4:P:49:GLU:HA	4:P:53:PRO:CG	1.86	1.05
2:N:33:VAL:HG12	2:N:75:LEU:HA	1.39	1.05
1:K:235:THR:HG21	1:K:261:GLU:HG2	1.36	1.05
1:A:507:CYS:HA	1:A:511:LYS:HD3	1.35	1.05
1:A:14:VAL:HG12	1:A:15:ILE:H	1.18	1.05
1:B:354:LEU:O	1:B:358:LEU:HD23	1.54	1.05
2:D:46:GLN:O	2:D:57:ILE:HA	1.55	1.05
1:K:327:THR:HG22	1:K:384:VAL:HA	1.36	1.05
1:B:256:GLY:HA2	1:B:292:SER:HA	1.39	1.05
1:B:221:GLY:HA2	1:B:379:THR:N	1.70	1.05
1:C:235:THR:HG21	1:C:261:GLU:HG2	1.35	1.05
1:C:135:LEU:HG	1:C:149:VAL:HG22	1.39	1.05
3:G:64:LEU:CB	3:G:122:TYR:HB3	1.86	1.05
1:K:132:GLY:HA2	1:K:151:PRO:HG3	1.39	1.04
2:M:271:GLY:HA2	2:M:274:ARG:HB3	1.37	1.04
2:D:434:GLU:HA	2:D:437:GLN:HE21	1.18	1.04
2:E:151:PRO:HG2	2:E:336:GLN:HA	1.39	1.04
1:C:30:VAL:HG13	1:C:64:VAL:HG22	1.07	1.04
1:A:258:ARG:CZ	2:F:331:TYR:HB3	1.86	1.04
1:B:263:THR:HA	1:B:266:LEU:CG	1.87	1.04
1:I:150:PRO:HG3	1:I:185:HIS:CB	1.85	1.04
2:E:85:SER:HB3	2:E:109:GLU:H	1.16	1.04

*Continued on next page...*

*Continued from previous page...*

Atom-1	Atom-2	Interatomic distance (Å)	Clash overlap (Å)
1:J:266:LEU:HD23	1:J:266:LEU:N	1.73	1.04
2:M:169:ARG:HD2	2:M:211:THR:OG1	1.57	1.04
1:B:221:GLY:HA2	1:B:378:VAL:C	1.78	1.04
1:B:221:GLY:H	1:B:379:THR:HG23	1.21	1.04
3:G:91:ALA:HA	3:G:104:LEU:HB3	1.07	1.04
1:I:303:ILE:HG13	1:I:304:TYR:H	1.18	1.04
1:K:134:VAL:HG11	1:K:146:LYS:HB3	1.39	1.04
1:C:314:ARG:HD3	1:C:378:VAL:HB	1.35	1.04
2:E:169:ARG:HD2	2:E:211:THR:OG1	1.58	1.04
1:K:29:LYS:HE3	1:K:65:VAL:HG21	1.38	1.04
2:M:334:GLU:HB3	2:M:360:ARG:HB3	1.39	1.04
1:B:420:PRO:HD2	1:B:497:GLN:H	1.19	1.04
1:J:6:ILE:HD12	1:J:62:GLU:H	1.21	1.03
1:B:133:MET:H	1:B:149:VAL:HG13	0.90	1.03
1:A:384:VAL:HG12	1:A:386:PRO:HD3	1.38	1.03
1:A:53:GLU:HA	1:A:295:PRO:HB3	1.36	1.03
1:B:354:LEU:HD11	1:B:398:SER:HB2	1.37	1.03
2:F:140:VAL:HG23	2:F:141:MET:HG2	1.37	1.03
1:A:415:PHE:HA	2:F:358:LEU:HD12	1.39	1.03
1:C:41:ARG:HG3	2:F:13:TYR:HE1	1.19	1.03
2:F:125:ARG:HG2	2:F:126:LYS:H	1.21	1.03
2:L:88:MET:HG3	2:L:91:ARG:HG3	1.38	1.03
1:I:315:ASP:HA	1:I:370:THR:HG21	1.35	1.03
1:J:133:MET:N	1:J:149:VAL:HG13	1.72	1.03
1:K:288:ILE:HD11	1:K:309:ILE:HD12	1.36	1.03
3:O:76:VAL:O	3:O:80:ALA:HB2	1.58	1.03
1:I:258:ARG:CZ	2:N:331:TYR:HB3	1.86	1.03
2:N:372:ARG:HD3	2:N:436:LEU:HD12	1.39	1.03
2:D:418:PHE:O	2:D:422:PHE:HB3	1.59	1.03
4:P:95:ARG:O	4:P:96:LYS:HD2	1.59	1.03
3:O:50:ARG:O	3:O:54:ASP:HB2	1.58	1.03
1:J:313:PHE:HA	1:J:316:GLN:OE1	1.58	1.03
1:B:179:THR:HG22	1:B:180:GLU:H	1.23	1.03
1:C:23:ARG:HB2	1:C:68:GLY:HA2	1.36	1.03
1:A:150:PRO:HG3	1:A:185:HIS:CB	1.87	1.03
3:G:185:GLN:O	3:G:188:ARG:HD2	1.58	1.03
1:C:327:THR:HG22	1:C:384:VAL:HA	1.38	1.02
2:L:45:GLY:HA2	2:L:58:GLN:O	1.59	1.02
2:M:458:HIS:HA	2:M:461:LYS:HG3	1.39	1.02
4:H:52:LEU:HD21	4:H:55:PRO:O	1.59	1.02
1:I:467:ILE:HD13	1:I:470:LEU:HD12	1.41	1.02

*Continued on next page...*

*Continued from previous page...*

Atom-1	Atom-2	Interatomic distance (Å)	Clash overlap (Å)
1:B:221:GLY:N	1:B:379:THR:HG23	1.74	1.02
2:F:22:GLU:HG2	2:F:54:TYR:HB3	1.37	1.02
3:G:50:ARG:NH1	3:G:137:LEU:HD12	1.74	1.02
3:G:65:LEU:CA	3:G:69:ALA:HB2	1.88	1.02
3:G:18:LEU:O	3:G:22:GLN:HB3	1.58	1.02
3:O:65:LEU:CA	3:O:69:ALA:HB2	1.89	1.02
1:K:135:LEU:HG	1:K:149:VAL:HG22	1.41	1.02
1:B:234:LYS:HA	1:B:234:LYS:HE3	1.37	1.02
1:B:253:VAL:HG13	1:B:324:ALA:HB2	1.40	1.02
2:D:88:MET:HG3	2:D:91:ARG:HG3	1.39	1.02
3:G:56:ALA:O	3:G:59:GLU:HB3	1.60	1.02
2:L:434:GLU:HA	2:L:437:GLN:HE21	1.20	1.02
1:J:133:MET:H	1:J:149:VAL:HG13	0.91	1.02
1:J:253:VAL:HG13	1:J:324:ALA:HB2	1.34	1.02
2:L:322:THR:HG21	3:O:15:ARG:HH12	0.89	1.02
2:N:22:GLU:HG2	2:N:54:TYR:HB3	1.39	1.02
1:B:253:VAL:O	1:B:253:VAL:HG22	1.58	1.02
3:G:50:ARG:HH22	3:G:137:LEU:HA	1.22	1.02
3:G:28:LEU:CA	3:G:31:LYS:HG3	1.89	1.02
2:D:136:SER:HA	2:D:435:SER:HB3	1.40	1.02
4:P:1:MET:N	4:P:42:TYR:HB3	1.75	1.01
1:J:424:TRP:HA	1:J:427:SER:OG	1.59	1.01
2:E:271:GLY:HA2	2:E:274:ARG:HB3	1.38	1.01
3:O:50:ARG:HE	3:O:140:VAL:CG1	1.74	1.01
1:I:9:ILE:HB	1:I:60:VAL:HG13	1.39	1.01
1:J:450:LEU:O	1:J:454:ILE:HG13	1.59	1.01
2:L:46:GLN:O	2:L:57:ILE:HA	1.60	1.01
2:L:96:ILE:HG21	2:L:98:LYS:HE3	1.40	1.01
3:O:143:THR:HA	3:O:146:ARG:HD2	1.40	1.01
3:G:12:LEU:HD12	3:G:12:LEU:H	1.21	1.01
2:F:239:LEU:HD11	2:F:294:ILE:HG23	1.42	1.01
2:E:458:HIS:HA	2:E:461:LYS:HG3	1.39	1.01
2:L:197:THR:HG22	2:L:199:ARG:H	1.25	1.01
3:O:18:LEU:O	3:O:22:GLN:HB3	1.61	1.01
2:M:343:LEU:HB3	2:M:348:ILE:HB	1.43	1.01
4:P:52:LEU:HD21	4:P:55:PRO:O	1.61	1.01
2:D:197:THR:HG22	2:D:199:ARG:H	1.25	1.01
2:L:136:SER:HA	2:L:435:SER:HB3	1.38	1.00
1:I:21:GLY:HA2	2:L:67:ASP:HB2	1.41	1.00
2:N:125:ARG:HG2	2:N:126:LYS:H	1.22	1.00
1:B:117:TRP:HE3	1:B:138:VAL:HG11	1.24	1.00

*Continued on next page...*

*Continued from previous page...*

Atom-1	Atom-2	Interatomic distance (Å)	Clash overlap (Å)
2:F:372:ARG:HD3	2:F:436:LEU:HD12	1.39	1.00
1:C:315:ASP:HA	1:C:370:THR:HG21	1.42	1.00
3:O:130:PHE:CG	4:P:16:ALA:HB3	1.96	1.00
1:K:300:GLU:HA	1:K:330:TRP:CD1	1.97	1.00
1:A:315:ASP:HA	1:A:370:THR:HG21	1.39	1.00
4:P:4:ILE:HG22	4:P:21:TYR:H	1.26	1.00
4:P:93:LEU:HB3	4:P:98:ILE:HG12	1.44	1.00
1:J:221:GLY:HA2	1:J:378:VAL:C	1.82	1.00
1:K:315:ASP:HA	1:K:370:THR:HG21	1.43	1.00
1:B:6:ILE:HD12	1:B:62:GLU:H	1.26	1.00
3:O:59:GLU:O	3:O:63:ALA:HB2	1.61	1.00
1:C:288:ILE:HD11	1:C:309:ILE:HD12	1.40	1.00
2:M:48:ILE:H	2:M:48:ILE:HD13	1.19	1.00
1:J:369:ILE:HG12	1:J:370:THR:H	1.22	1.00
2:M:239:LEU:HD22	2:M:297:ARG:CZ	1.90	1.00
2:F:131:ILE:HG23	2:F:173:VAL:HA	1.41	1.00
3:G:155:LYS:HB2	4:H:96:LYS:HD3	1.44	1.00
2:D:96:ILE:HG21	2:D:98:LYS:HE3	1.41	1.00
1:C:132:GLY:HA2	1:C:151:PRO:HG3	1.40	1.00
1:I:417:ARG:NE	2:N:384:SER:HB3	1.76	1.00
2:D:143:THR:N	2:D:362:MET:HG3	1.77	0.99
1:J:263:THR:HA	1:J:266:LEU:CG	1.91	0.99
1:A:9:ILE:HB	1:A:60:VAL:HG13	1.42	0.99
1:C:134:VAL:HG11	1:C:146:LYS:HB3	1.41	0.99
1:I:238:GLN:HB3	1:I:323:MET:HE3	1.39	0.99
2:N:334:GLU:HA	2:N:360:ARG:HD2	1.39	0.99
2:F:11:ILE:HA	2:F:21:VAL:HG22	1.43	0.99
1:A:418:HIS:HA	1:A:496:GLN:HG2	1.44	0.99
1:B:58:LEU:H	2:D:28:ALA:HB1	1.24	0.99
2:F:168:ALA:O	2:F:211:THR:HG21	1.61	0.99
2:N:11:ILE:HA	2:N:21:VAL:HG22	1.43	0.99
3:G:59:GLU:O	3:G:63:ALA:HB2	1.63	0.99
4:H:1:MET:H2	4:H:42:TYR:HB3	1.28	0.99
1:K:335:ARG:HD3	1:K:350:TYR:CD2	1.96	0.99
3:O:8:ARG:HD3	3:O:9:MET:N	1.78	0.99
1:A:207:THR:HG23	1:A:209:MET:HG2	1.43	0.99
1:A:238:GLN:HB3	1:A:323:MET:HE3	1.43	0.99
2:E:239:LEU:HD13	2:E:297:ARG:HD3	1.42	0.99
4:H:49:GLU:HA	4:H:53:PRO:CG	1.91	0.99
1:K:199:LEU:CD1	1:K:369:ILE:H	1.75	0.99
2:L:143:THR:N	2:L:362:MET:HG3	1.77	0.99

*Continued on next page...*

*Continued from previous page...*

Atom-1	Atom-2	Interatomic distance (Å)	Clash overlap (Å)
3:O:28:LEU:HA	3:O:31:LYS:HG3	1.42	0.99
3:G:8:ARG:HD3	3:G:9:MET:N	1.78	0.99
4:P:32:LEU:O	4:P:36:LEU:HG	1.63	0.99
3:G:18:LEU:H	3:G:18:LEU:HD13	1.26	0.99
1:A:223:THR:HB	1:A:403:VAL:HG12	1.42	0.99
2:E:260:MET:HE2	2:E:312:PRO:HA	1.45	0.99
3:G:169:ILE:HB	3:G:170:PRO:HD3	1.44	0.99
1:K:529:ALA:HB1	1:K:577:LEU:HD12	1.41	0.99
1:I:260:ASN:HB3	2:N:334:GLU:CG	1.93	0.98
1:J:135:LEU:HB3	1:J:147:ILE:O	1.62	0.98
2:N:10:GLY:HA3	2:N:23:ASN:HD22	1.25	0.98
1:B:81:ASN:HA	1:B:282:MET:CE	1.93	0.98
2:M:158:LEU:HD11	2:M:341:ARG:NE	1.77	0.98
1:A:358:LEU:HD22	1:A:398:SER:O	1.63	0.98
3:G:81:LEU:HD22	4:H:19:GLU:HB2	1.41	0.98
2:N:168:ALA:O	2:N:211:THR:HG21	1.63	0.98
1:I:234:LYS:HG3	1:I:383:ALA:HB1	1.44	0.98
1:J:293:ASN:CG	2:L:296:GLU:HG3	1.82	0.98
3:G:119:THR:OG1	3:G:123:THR:HG21	1.63	0.98
1:I:413:LEU:HB3	1:I:421:ALA:HB1	1.43	0.98
1:B:458:LEU:HD23	1:B:458:LEU:H	1.28	0.98
1:B:211:ILE:O	1:B:215:LEU:HD13	1.63	0.98
4:H:4:ILE:HG22	4:H:21:TYR:H	1.24	0.98
1:K:536:ILE:H	1:K:536:ILE:HD12	1.26	0.98
1:J:322:LEU:HD12	1:J:323:MET:H	1.25	0.98
1:J:354:LEU:C	1:J:356:ALA:H	1.61	0.98
1:I:476:LEU:HD22	1:I:480:GLU:HB3	1.42	0.98
1:B:211:ILE:HG21	1:B:422:ILE:HG21	1.44	0.98
1:A:8:LYS:NZ	2:F:52:GLU:H	1.60	0.98
1:C:199:LEU:HD11	1:C:369:ILE:HB	1.43	0.98
3:O:71:ASP:O	3:O:75:VAL:HG23	1.61	0.98
1:K:481:ARG:HA	1:K:484:ILE:CG1	1.92	0.98
2:L:418:PHE:O	2:L:422:PHE:HB3	1.64	0.97
1:B:322:LEU:HD12	1:B:323:MET:H	1.28	0.97
2:N:454:ILE:HB	2:N:459:ILE:HD13	1.45	0.97
3:G:68:GLN:NE2	3:G:123:THR:HA	1.79	0.97
2:M:245:LEU:O	2:M:251:TYR:HB2	1.64	0.97
2:L:406:GLU:O	2:L:410:ARG:HG3	1.61	0.97
1:B:263:THR:CA	1:B:266:LEU:HG	1.93	0.97
2:E:94:ASN:HD22	2:E:95:GLY:H	1.08	0.97
1:I:344:MET:CE	2:L:275:GLU:HA	1.93	0.97

*Continued on next page...*

*Continued from previous page...*

Atom-1	Atom-2	Interatomic distance (Å)	Clash overlap (Å)
3:G:28:LEU:HA	3:G:31:LYS:CG	1.93	0.97
1:C:481:ARG:HA	1:C:484:ILE:CG1	1.93	0.97
2:D:143:THR:H	2:D:362:MET:HG3	1.30	0.97
1:C:293:ASN:HB3	2:E:296:GLU:HG2	1.44	0.97
3:O:105:LYS:HG3	3:O:142:ASN:ND2	1.80	0.97
1:J:91:LEU:HA	1:J:94:ILE:HD12	1.44	0.97
1:K:217:PRO:HD2	1:K:432:THR:HG22	1.47	0.97
2:F:10:GLY:HA3	2:F:23:ASN:HD22	1.28	0.97
4:H:95:ARG:O	4:H:96:LYS:HD2	1.63	0.97
1:A:215:LEU:HD21	1:A:451:ARG:HB2	1.45	0.97
2:L:152:ILE:HG12	2:L:312:PRO:O	1.63	0.97
2:M:150:LEU:CD2	2:M:337:ILE:HG22	1.94	0.97
2:M:260:MET:HE2	2:M:312:PRO:HA	1.46	0.97
2:N:19:LEU:HD12	2:N:20:PHE:H	1.28	0.97
2:D:258:THR:H	2:D:260:MET:HE1	1.27	0.97
2:F:334:GLU:HA	2:F:360:ARG:HD2	1.43	0.97
2:F:89:LEU:HD23	2:F:218:VAL:HG23	1.44	0.97
1:C:481:ARG:HA	1:C:484:ILE:HG12	1.47	0.97
1:C:529:ALA:HB1	1:C:577:LEU:HD12	1.47	0.97
2:M:222:ASN:HD21	2:M:231:ARG:HG3	1.27	0.96
2:M:151:PRO:HG2	2:M:336:GLN:HA	1.47	0.96
2:N:89:LEU:HD23	2:N:218:VAL:HG23	1.47	0.96
1:J:253:VAL:O	1:J:253:VAL:HG22	1.64	0.96
3:O:12:LEU:H	3:O:12:LEU:HD12	1.26	0.96
1:A:258:ARG:HH11	1:A:258:ARG:CG	1.77	0.96
2:E:130:PHE:HE1	2:E:143:THR:HB	1.29	0.96
2:F:19:LEU:HD12	2:F:20:PHE:H	1.30	0.96
2:M:417:ALA:O	2:M:421:PHE:HB2	1.65	0.96
2:E:144:LEU:HD12	2:E:145:VAL:H	1.29	0.96
1:J:303:ILE:HG13	1:J:304:TYR:H	1.30	0.96
1:J:319:SER:HA	1:J:377:ALA:HB3	1.47	0.96
1:J:420:PRO:HD2	1:J:497:GLN:H	1.28	0.96
2:L:11:ILE:H	2:L:11:ILE:HD13	1.28	0.96
2:L:135:ILE:HB	2:L:138:ILE:HG22	1.47	0.96
2:D:314:LEU:HD22	2:D:325:ILE:HG22	1.47	0.96
2:M:144:LEU:HD12	2:M:145:VAL:H	1.29	0.96
1:J:23:ARG:HD2	2:M:65:GLY:HA2	1.45	0.96
1:B:313:PHE:HA	1:B:316:GLN:OE1	1.65	0.96
3:G:137:LEU:O	3:G:140:VAL:HG22	1.65	0.96
4:H:12:GLY:HA2	4:H:15:LEU:HG	1.45	0.96
2:E:82:LEU:HD12	2:E:111:ARG:NH1	1.80	0.96

*Continued on next page...*

*Continued from previous page...*

Atom-1	Atom-2	Interatomic distance (Å)	Clash overlap (Å)
3:O:68:GLN:HE22	3:O:123:THR:HA	1.30	0.96
1:A:393:GLU:HG2	1:A:396:THR:HG23	1.45	0.96
4:H:93:LEU:HB3	4:H:98:ILE:HG12	1.47	0.96
4:P:29:ALA:O	4:P:32:LEU:HG	1.65	0.96
1:C:536:ILE:H	1:C:536:ILE:HD12	1.29	0.96
1:I:215:LEU:HD21	1:I:451:ARG:HB2	1.45	0.96
2:M:94:ASN:ND2	2:M:95:GLY:N	2.14	0.96
2:N:140:VAL:HG23	2:N:141:MET:HG2	1.44	0.96
2:M:227:PRO:HG2	2:M:230:GLU:HB2	1.47	0.96
1:B:241:LEU:HD13	1:B:242:ALA:N	1.80	0.96
4:H:44:LEU:CD1	4:H:69:PRO:HA	1.94	0.96
1:A:413:LEU:HB3	1:A:421:ALA:HB1	1.47	0.96
2:E:377:GLN:HB3	2:E:454:ILE:HG23	1.44	0.96
4:H:29:ALA:O	4:H:32:LEU:HG	1.65	0.96
1:C:417:ARG:HG2	2:E:380:ASP:HB3	1.47	0.96
1:A:256:GLY:HA3	1:A:299:ARG:CD	1.95	0.96
2:E:193:ALA:CB	2:E:221:LEU:HA	1.94	0.96
2:E:193:ALA:HB3	2:E:221:LEU:CA	1.94	0.96
2:E:395:LEU:O	2:E:398:ILE:HG22	1.65	0.96
3:G:87:GLU:HA	3:G:89:VAL:HG12	1.47	0.96
2:D:123:ALA:HB1	2:D:301:VAL:HG13	1.46	0.96
1:I:86:GLY:O	1:I:305:VAL:HG21	1.65	0.95
1:B:189:VAL:HA	1:B:308:THR:HG21	1.46	0.95
1:C:40:ILE:HD12	1:C:48:PHE:HB3	1.47	0.95
2:E:417:ALA:O	2:E:421:PHE:HB2	1.66	0.95
1:J:211:ILE:HG21	1:J:422:ILE:HG21	1.48	0.95
1:K:481:ARG:HA	1:K:484:ILE:HG12	1.46	0.95
2:M:46:GLN:N	2:M:58:GLN:HB3	1.81	0.95
1:B:236:VAL:HG13	1:B:237:THR:H	1.30	0.95
2:E:94:ASN:ND2	2:E:95:GLY:N	2.14	0.95
2:F:454:ILE:HB	2:F:459:ILE:HD13	1.46	0.95
3:G:91:ALA:HA	3:G:104:LEU:CB	1.97	0.95
1:I:207:THR:HG23	1:I:209:MET:HG2	1.46	0.95
2:M:191:PHE:CZ	2:M:258:THR:HB	2.00	0.95
3:O:130:PHE:CZ	4:P:15:LEU:HB2	1.99	0.95
1:C:300:GLU:HA	1:C:330:TRP:CD1	2.01	0.95
3:G:62:ALA:HA	3:G:65:LEU:HD13	1.47	0.95
1:J:20:LEU:HD23	1:J:20:LEU:H	1.30	0.95
1:J:253:VAL:HG13	1:J:324:ALA:CB	1.95	0.95
1:B:354:LEU:C	1:B:356:ALA:H	1.67	0.95
2:F:156:SER:H	2:F:341:ARG:NH1	1.64	0.95

*Continued on next page...*

*Continued from previous page...*

Atom-1	Atom-2	Interatomic distance (Å)	Clash overlap (Å)
3:O:50:ARG:NE	3:O:140:VAL:HG13	1.80	0.95
1:I:223:THR:HB	1:I:403:VAL:HG12	1.48	0.95
1:J:197:ARG:H	1:J:369:ILE:HG21	1.30	0.95
3:O:28:LEU:CA	3:O:31:LYS:HG3	1.97	0.95
3:G:32:ARG:HG2	3:G:157:THR:HG21	1.46	0.95
4:H:1:MET:N	4:H:42:TYR:HB3	1.80	0.95
3:G:18:LEU:CD1	3:G:18:LEU:N	2.27	0.95
1:I:315:ASP:HA	1:I:370:THR:CG2	1.96	0.95
1:A:14:VAL:O	1:A:49:VAL:HB	1.67	0.95
1:B:215:LEU:HB2	1:B:216:PHE:CD2	2.02	0.95
1:B:27:ILE:HD12	1:B:67:THR:HG21	1.48	0.95
2:F:33:VAL:HG12	2:F:75:LEU:HA	1.49	0.95
1:I:477:GLN:H	1:I:480:GLU:HG2	1.31	0.95
1:J:215:LEU:CD1	1:J:215:LEU:N	2.28	0.95
2:M:256:ILE:HG13	2:M:311:ILE:H	1.31	0.95
2:N:19:LEU:HB3	2:N:57:ILE:HB	1.47	0.95
1:B:424:TRP:HA	1:B:427:SER:OG	1.66	0.95
2:N:10:GLY:O	2:N:21:VAL:HG13	1.67	0.95
1:B:303:ILE:HG13	1:B:304:TYR:H	1.32	0.95
1:J:158:LYS:CB	1:J:176:GLU:HG3	1.97	0.95
1:I:360:ALA:HA	2:L:225:ASP:HB2	1.49	0.95
4:P:12:GLY:HA2	4:P:15:LEU:HG	1.48	0.95
1:B:293:ASN:CG	2:D:296:GLU:HG3	1.86	0.95
1:C:294:MET:O	1:C:299:ARG:HD2	1.66	0.95
2:E:158:LEU:HD11	2:E:341:ARG:NE	1.79	0.95
1:I:234:LYS:HG3	1:I:383:ALA:CB	1.97	0.94
1:J:440:ARG:HB2	1:J:445:GLU:HA	1.46	0.94
1:K:23:ARG:HB2	1:K:68:GLY:HA2	1.46	0.94
2:N:156:SER:H	2:N:341:ARG:NH1	1.65	0.94
1:A:14:VAL:HG12	1:A:15:ILE:N	1.81	0.94
2:F:141:MET:HE1	2:F:382:LEU:HD12	1.48	0.94
1:J:72:ALA:HB1	1:J:187:TRP:C	1.88	0.94
1:B:358:LEU:HD22	1:B:358:LEU:H	1.28	0.94
2:E:48:ILE:H	2:E:48:ILE:HD13	1.32	0.94
1:B:91:LEU:HA	1:B:94:ILE:HD12	1.46	0.94
1:J:197:ARG:H	1:J:369:ILE:CG2	1.80	0.94
1:J:257:GLU:HB2	1:J:262:MET:HG2	1.48	0.94
2:L:43:ARG:HH22	2:L:65:GLY:HA3	1.31	0.94
1:B:180:GLU:O	1:B:181:LEU:HD23	1.67	0.94
1:B:62:GLU:O	1:B:64:VAL:HG23	1.66	0.94
2:F:163:ILE:HD11	2:F:351:PRO:HD2	1.47	0.94

*Continued on next page...*



*Continued from previous page...*

Atom-1	Atom-2	Interatomic distance (Å)	Clash overlap (Å)
2:N:420:ARG:HG3	2:N:420:ARG:HH11	1.31	0.94
2:N:45:GLY:HA2	2:N:58:GLN:O	1.67	0.94
2:F:260:MET:SD	2:F:263:TYR:HB2	2.07	0.94
1:J:202:ASN:HD22	1:J:203:THR:H	1.09	0.94
1:J:238:GLN:HE21	1:J:238:GLN:H	1.07	0.94
1:J:262:MET:O	1:J:266:LEU:HD21	1.65	0.94
1:K:314:ARG:HD3	1:K:378:VAL:HB	1.48	0.94
1:B:348:GLU:HB3	1:B:394:PRO:HG3	1.47	0.94
2:F:158:LEU:HD21	2:F:339:LEU:HB2	1.49	0.94
1:I:417:ARG:HB2	2:N:384:SER:CB	1.98	0.94
1:I:384:VAL:HG12	1:I:386:PRO:HD3	1.49	0.94
1:I:479:ALA:O	1:I:482:LEU:HB3	1.68	0.94
1:J:262:MET:HG3	1:J:291:THR:HA	1.49	0.94
1:J:263:THR:CA	1:J:266:LEU:HG	1.96	0.94
1:I:355:ALA:HB1	2:L:231:ARG:HH22	1.33	0.94
2:D:43:ARG:HH22	2:D:65:GLY:HA3	1.33	0.94
2:E:150:LEU:CD2	2:E:337:ILE:HG22	1.98	0.94
1:J:236:VAL:HG13	1:J:237:THR:H	1.30	0.94
2:M:395:LEU:O	2:M:398:ILE:HG22	1.67	0.94
1:B:135:LEU:HB3	1:B:147:ILE:O	1.68	0.94
2:F:19:LEU:HB3	2:F:57:ILE:HB	1.47	0.94
3:G:60:ALA:HB3	3:G:129:ALA:HB2	1.47	0.94
2:L:123:ALA:HB1	2:L:301:VAL:HG13	1.45	0.94
1:J:348:GLU:HB3	1:J:394:PRO:HG3	1.50	0.94
1:J:211:ILE:O	1:J:215:LEU:HD13	1.67	0.94
1:J:215:LEU:CD1	1:J:215:LEU:H	1.81	0.94
1:J:269:PHE:CZ	1:J:285:THR:HG21	2.02	0.94
1:K:203:THR:O	1:K:220:MET:HE2	1.68	0.94
1:B:197:ARG:H	1:B:369:ILE:HG21	1.31	0.94
1:A:86:GLY:O	1:A:305:VAL:HG21	1.67	0.94
1:B:398:SER:O	1:B:401:ARG:HB2	1.68	0.94
2:E:239:LEU:HD22	2:E:297:ARG:CZ	1.97	0.94
2:E:337:ILE:HD13	2:E:338:GLN:N	1.82	0.94
3:O:118:GLY:O	3:O:119:THR:HG22	1.68	0.94
1:J:266:LEU:CD2	1:J:266:LEU:H	1.78	0.94
1:J:6:ILE:HB	1:J:61:GLY:N	1.82	0.94
2:M:30:GLY:N	2:M:47:VAL:HB	1.82	0.94
1:B:6:ILE:HB	1:B:61:GLY:N	1.83	0.94
3:G:32:ARG:HE	3:G:157:THR:HB	1.33	0.94
1:I:305:VAL:O	1:I:309:ILE:HD13	1.68	0.94
1:A:11:GLY:H	2:F:49:GLU:HG3	1.33	0.94

*Continued on next page...*

*Continued from previous page...*

Atom-1	Atom-2	Interatomic distance (Å)	Clash overlap (Å)
1:I:256:GLY:HA3	1:I:299:ARG:CD	1.99	0.93
1:J:132:GLY:HA2	1:J:149:VAL:HG22	1.47	0.93
1:K:69:LEU:HD12	1:K:70:PRO:HD2	1.50	0.93
2:L:143:THR:H	2:L:362:MET:HG3	1.29	0.93
2:N:48:ILE:HG13	2:N:56:VAL:O	1.67	0.93
1:B:470:LEU:HD12	1:B:471:VAL:N	1.82	0.93
1:B:271:GLU:OE2	1:B:271:GLU:HA	1.64	0.93
1:I:418:HIS:HA	1:I:496:GLN:HG2	1.46	0.93
1:K:111:LEU:HD12	1:K:112:ASP:N	1.82	0.93
2:N:158:LEU:HD21	2:N:339:LEU:HB2	1.49	0.93
2:N:141:MET:HE1	2:N:382:LEU:HD12	1.50	0.93
1:A:490:ILE:O	1:A:494:PHE:HB3	1.67	0.93
1:B:272:LEU:HD22	1:B:281:LEU:HB3	1.48	0.93
1:C:335:ARG:HD3	1:C:350:TYR:CD2	2.03	0.93
2:F:195:GLY:HA2	2:F:224:ALA:HA	1.50	0.93
3:G:50:ARG:HD3	3:G:140:VAL:HG13	1.50	0.93
4:H:51:LEU:C	4:H:53:PRO:HD3	1.88	0.93
2:M:85:SER:HB3	2:M:109:GLU:N	1.82	0.93
1:A:84:TYR:CE1	1:A:90:PRO:HB3	2.04	0.93
1:J:271:GLU:HA	1:J:271:GLU:OE2	1.66	0.93
1:K:24:MET:HE1	1:K:42:LEU:HB2	1.50	0.93
2:M:130:PHE:HE1	2:M:143:THR:HB	1.32	0.93
1:A:305:VAL:O	1:A:309:ILE:HD13	1.67	0.93
1:A:473:PRO:HA	1:A:476:LEU:HG	1.50	0.93
1:B:168:VAL:HG12	1:B:183:MET:HB2	1.49	0.93
1:B:260:ASN:HD22	1:B:260:ASN:H	0.97	0.93
1:J:486:VAL:O	1:J:490:ILE:HG12	1.69	0.93
1:C:258:ARG:HA	1:C:292:SER:CB	1.98	0.93
3:G:79:ALA:HB1	3:G:115:SER:CB	1.98	0.93
1:I:84:TYR:CE1	1:I:90:PRO:HB3	2.04	0.93
1:J:303:ILE:O	1:J:305:VAL:N	2.01	0.93
1:K:119:TRP:CZ3	1:K:136:GLY:HA3	2.03	0.93
1:B:311:GLU:HG2	1:B:314:ARG:HH21	1.34	0.93
1:C:272:LEU:O	1:C:280:PRO:HA	1.69	0.93
2:F:45:GLY:HA2	2:F:58:GLN:O	1.68	0.93
4:H:32:LEU:O	4:H:36:LEU:HG	1.67	0.93
3:G:58:LYS:HB2	4:H:78:LYS:NZ	1.84	0.93
1:J:117:TRP:HE1	1:J:168:VAL:HG22	1.34	0.93
1:K:196:GLN:H	1:K:371:LEU:N	1.67	0.93
1:K:227:PRO:HD2	1:K:407:TRP:O	1.67	0.93
2:M:141:MET:HE3	2:M:382:LEU:HD12	1.51	0.93

*Continued on next page...*

*Continued from previous page...*

Atom-1	Atom-2	Interatomic distance (Å)	Clash overlap (Å)
1:B:215:LEU:HD12	1:B:215:LEU:H	1.33	0.93
1:K:532:ARG:HG2	1:K:577:LEU:OXT	1.68	0.93
3:O:68:GLN:OE1	3:O:122:TYR:HB2	1.68	0.93
1:J:205:PHE:CE1	1:J:207:THR:HG22	2.04	0.93
1:K:294:MET:O	1:K:299:ARG:HD2	1.67	0.93
1:C:6:ILE:HG13	1:C:62:GLU:O	1.69	0.93
1:C:310:ALA:HA	1:C:320:VAL:HG11	1.50	0.93
2:M:145:VAL:HG21	2:M:361:LEU:HD22	1.51	0.93
1:A:238:GLN:HA	1:A:241:LEU:CD1	1.99	0.93
2:E:291:LEU:HA	2:E:294:ILE:CG1	1.97	0.93
2:F:10:GLY:O	2:F:21:VAL:HG13	1.69	0.93
1:I:230:PHE:HB2	2:N:330:GLY:HA3	1.50	0.93
1:I:307:VAL:CG2	1:I:364:ARG:HD3	1.99	0.92
1:J:272:LEU:HD22	1:J:281:LEU:HB3	1.50	0.92
2:M:291:LEU:HA	2:M:294:ILE:CG1	1.98	0.92
4:H:44:LEU:HA	4:H:69:PRO:HB3	1.51	0.92
3:G:25:VAL:HG11	3:G:164:LEU:HD21	1.50	0.92
1:J:398:SER:O	1:J:401:ARG:HB2	1.69	0.92
2:L:153:PHE:HE1	2:L:336:GLN:HA	1.33	0.92
1:B:266:LEU:N	1:B:266:LEU:HD23	1.82	0.92
4:P:44:LEU:CD1	4:P:69:PRO:HA	1.99	0.92
1:K:204:PRO:HA	1:K:435:LEU:HD22	1.51	0.92
2:L:32:ILE:HG22	2:L:46:GLN:HA	1.51	0.92
2:M:339:LEU:O	2:M:343:LEU:HD23	1.69	0.92
1:C:260:ASN:CB	2:E:149:LYS:HE2	1.99	0.92
2:E:46:GLN:N	2:E:58:GLN:HB3	1.83	0.92
1:A:567:MET:HA	1:A:570:ILE:HD12	1.51	0.92
1:A:207:THR:HA	1:A:245:SER:CB	1.99	0.92
1:A:476:LEU:HD22	1:A:480:GLU:HB3	1.47	0.92
2:E:191:PHE:CZ	2:E:258:THR:HB	2.04	0.92
2:M:222:ASN:ND2	2:M:231:ARG:HG3	1.83	0.92
1:J:21:GLY:O	2:M:67:ASP:HB2	1.69	0.92
3:G:155:LYS:HB2	4:H:96:LYS:CD	1.98	0.92
1:I:397:GLN:HA	1:I:400:LEU:HD12	1.52	0.92
1:J:168:VAL:HG12	1:J:183:MET:HB2	1.49	0.92
1:K:272:LEU:O	1:K:280:PRO:HA	1.69	0.92
1:I:24:MET:O	2:L:64:THR:HG23	1.69	0.92
2:N:163:ILE:HD11	2:N:351:PRO:HD2	1.49	0.92
1:A:418:HIS:HA	1:A:496:GLN:CG	2.00	0.92
1:A:482:LEU:O	1:A:486:VAL:HG23	1.70	0.92
1:B:238:GLN:HE21	1:B:238:GLN:H	1.16	0.92

*Continued on next page...*

*Continued from previous page...*

Atom-1	Atom-2	Interatomic distance (Å)	Clash overlap (Å)
1:B:253:VAL:HG13	1:B:324:ALA:CB	1.99	0.92
1:C:41:ARG:HG3	2:F:13:TYR:CE1	2.05	0.92
3:O:62:ALA:HA	3:O:65:LEU:HD13	1.48	0.92
1:I:8:LYS:HZ2	2:N:52:GLU:N	1.67	0.92
2:D:11:ILE:H	2:D:11:ILE:HD13	1.32	0.92
1:B:269:PHE:CZ	1:B:285:THR:HG21	2.04	0.92
1:J:287:LEU:C	1:J:288:ILE:HD12	1.90	0.92
2:M:33:VAL:HB	2:M:73:VAL:CG1	1.98	0.92
1:A:307:VAL:CG2	1:A:364:ARG:HD3	2.00	0.92
1:B:117:TRP:HE1	1:B:168:VAL:HG22	1.35	0.92
1:J:241:LEU:HD13	1:J:242:ALA:N	1.85	0.92
1:K:234:LYS:HD2	1:K:235:THR:N	1.84	0.92
3:O:28:LEU:HA	3:O:31:LYS:CG	2.00	0.92
1:B:216:PHE:O	1:B:407:TRP:HZ2	1.52	0.92
1:C:196:GLN:H	1:C:371:LEU:N	1.68	0.92
1:B:83:ILE:O	1:B:90:PRO:HA	1.69	0.92
2:M:94:ASN:HB2	2:M:221:LEU:HD12	1.52	0.91
1:A:334:LEU:O	1:A:337:ILE:HD12	1.69	0.91
1:J:253:VAL:HG12	1:J:322:LEU:HD11	1.52	0.91
1:A:467:ILE:HD13	1:A:470:LEU:HD12	1.49	0.91
2:D:153:PHE:HE1	2:D:336:GLN:HA	1.34	0.91
2:E:33:VAL:HB	2:E:73:VAL:CG1	2.01	0.91
1:C:199:LEU:HD11	1:C:369:ILE:CB	2.00	0.91
5:I:600:ADP:O1A	2:N:360:ARG:NE	2.03	0.91
1:A:477:GLN:H	1:A:480:GLU:HG2	1.34	0.91
1:B:6:ILE:HG13	1:B:64:VAL:HG22	1.51	0.91
1:C:111:LEU:HD12	1:C:112:ASP:N	1.84	0.91
1:J:260:ASN:HD22	1:J:260:ASN:H	0.98	0.91
1:I:14:VAL:HG12	1:I:15:ILE:N	1.76	0.91
1:J:117:TRP:HE3	1:J:138:VAL:HG11	1.32	0.91
1:J:299:ARG:HD3	1:J:299:ARG:H	1.36	0.91
2:N:260:MET:SD	2:N:263:TYR:HB2	2.10	0.91
1:A:397:GLN:HA	1:A:400:LEU:HD12	1.53	0.91
1:C:69:LEU:HD12	1:C:70:PRO:HD2	1.50	0.91
1:J:27:ILE:HD12	1:J:67:THR:HG21	1.51	0.91
1:K:56:SER:HA	2:M:29:TYR:CE2	2.06	0.91
2:M:91:ARG:O	2:M:219:LEU:HG	1.71	0.91
2:M:94:ASN:HD22	2:M:95:GLY:H	1.02	0.91
3:O:169:ILE:HB	3:O:170:PRO:HD3	1.51	0.91
3:O:194:LEU:O	3:O:197:ILE:HG22	1.71	0.91
1:I:14:VAL:O	1:I:49:VAL:HB	1.70	0.91

*Continued on next page...*

*Continued from previous page...*

Atom-1	Atom-2	Interatomic distance (Å)	Clash overlap (Å)
1:I:207:THR:HA	1:I:245:SER:HB3	1.52	0.91
1:C:235:THR:CG2	1:C:261:GLU:HG2	2.00	0.91
1:C:86:GLY:O	1:C:302:SER:HA	1.69	0.91
4:P:6:ASP:O	4:P:10:ALA:HB2	1.71	0.91
1:I:195:VAL:HB	1:I:370:THR:HG22	1.53	0.91
1:C:235:THR:HA	1:C:325:ASP:OD1	1.71	0.91
2:F:297:ARG:HB2	2:F:310:GLN:NE2	1.86	0.91
3:O:137:LEU:O	3:O:140:VAL:HG22	1.70	0.91
4:P:95:ARG:NE	4:P:96:LYS:HG2	1.85	0.91
1:I:228:GLY:HA2	1:I:409:LEU:HD12	1.52	0.91
1:I:233:GLY:N	5:I:600:ADP:O5'	2.03	0.91
2:L:395:LEU:HB2	2:L:398:ILE:HD12	1.52	0.91
2:M:399:ILE:HA	3:O:159:ARG:HG2	1.53	0.91
2:N:267:LEU:HD21	2:N:287:MET:HG3	1.48	0.91
3:G:155:LYS:HB2	4:H:96:LYS:CE	2.01	0.91
2:E:85:SER:HB3	2:E:109:GLU:N	1.85	0.91
1:J:458:LEU:H	1:J:458:LEU:HD23	1.36	0.91
1:K:6:ILE:HB	1:K:61:GLY:CA	2.01	0.91
2:N:193:ALA:O	2:N:222:ASN:HB3	1.71	0.91
2:N:159:PRO:HG3	2:N:351:PRO:HG2	1.53	0.91
3:O:166:GLN:HA	3:O:170:PRO:HG2	1.51	0.91
2:E:145:VAL:HG21	2:E:361:LEU:HD22	1.51	0.91
2:F:159:PRO:HG3	2:F:351:PRO:HG2	1.50	0.91
1:C:199:LEU:CD1	1:C:369:ILE:H	1.83	0.91
1:K:40:ILE:HD12	1:K:48:PHE:HB3	1.51	0.91
1:B:58:LEU:N	2:D:28:ALA:HB1	1.85	0.91
1:C:230:PHE:HB3	2:E:330:GLY:HA3	1.50	0.91
1:J:290:ASN:ND2	1:J:294:MET:HG3	1.85	0.90
1:B:369:ILE:HG12	1:B:370:THR:H	1.33	0.90
3:G:166:GLN:HA	3:G:170:PRO:HG2	1.52	0.90
3:G:4:VAL:HG13	3:G:5:SER:H	1.35	0.90
2:N:297:ARG:HB2	2:N:310:GLN:NE2	1.86	0.90
1:B:253:VAL:HG12	1:B:322:LEU:HD11	1.51	0.90
1:B:197:ARG:H	1:B:369:ILE:CG2	1.82	0.90
2:D:395:LEU:HB2	2:D:398:ILE:HD12	1.53	0.90
3:G:189:GLU:O	3:G:193:ARG:HB2	1.71	0.90
1:I:258:ARG:HH11	1:I:258:ARG:CG	1.83	0.90
1:I:51:VAL:HB	1:I:340:ARG:HH22	1.35	0.90
1:C:227:PRO:HD2	1:C:407:TRP:O	1.72	0.90
3:O:189:GLU:O	3:O:193:ARG:HB2	1.70	0.90
1:I:44:GLY:O	2:L:68:LEU:HB3	1.72	0.90

*Continued on next page...*

*Continued from previous page...*

Atom-1	Atom-2	Interatomic distance (Å)	Clash overlap (Å)
1:J:249:VAL:HB	1:J:320:VAL:HA	1.53	0.90
2:L:340:SER:H	2:L:343:LEU:HD12	1.34	0.90
2:M:31:ALA:HB1	2:M:77:GLU:O	1.70	0.90
2:L:322:THR:CG2	3:O:15:ARG:HH12	1.81	0.90
1:A:238:GLN:HA	1:A:241:LEU:HD12	1.50	0.90
1:B:486:VAL:O	1:B:490:ILE:HG12	1.69	0.90
1:B:72:ALA:HB1	1:B:187:TRP:C	1.90	0.90
1:C:94:ILE:HG23	1:C:98:THR:HG21	1.51	0.90
1:I:207:THR:HA	1:I:245:SER:CB	2.01	0.90
2:M:393:ARG:O	2:M:396:VAL:HG22	1.71	0.90
2:D:90:GLY:O	2:D:214:LEU:HD11	1.72	0.90
2:L:252:HIS:CE1	2:L:307:SER:H	1.89	0.90
2:N:334:GLU:CA	2:N:360:ARG:HD2	2.00	0.90
2:D:446:LEU:HD23	2:D:446:LEU:H	1.37	0.90
3:G:130:PHE:HA	3:G:133:TYR:HD2	1.37	0.90
2:D:135:ILE:HB	2:D:138:ILE:HG22	1.52	0.90
2:D:198:GLN:HA	2:D:201:LEU:HD23	1.53	0.90
3:O:50:ARG:NH2	3:O:137:LEU:HA	1.86	0.90
1:I:358:LEU:HD22	1:I:398:SER:O	1.72	0.90
1:J:81:ASN:HA	1:J:282:MET:CE	2.01	0.90
1:K:35:LEU:HD22	1:K:105:GLY:HA2	1.54	0.90
2:M:288:TYR:HA	2:M:291:LEU:HD12	1.54	0.90
2:M:332:ILE:HG13	2:M:333:THR:H	1.32	0.90
1:A:234:LYS:HB3	1:A:234:LYS:HZ3	1.36	0.90
2:E:141:MET:HE3	2:E:382:LEU:HD12	1.51	0.90
3:G:50:ARG:NH2	3:G:137:LEU:HA	1.84	0.90
2:M:106:ILE:HG13	2:M:107:THR:N	1.85	0.90
1:I:567:MET:HA	1:I:570:ILE:HD12	1.50	0.90
3:O:64:LEU:HB2	3:O:122:TYR:HB3	1.53	0.90
1:A:315:ASP:HA	1:A:370:THR:CG2	2.01	0.90
2:E:342:GLU:HA	2:E:345:ARG:NE	1.85	0.90
3:O:87:GLU:HA	3:O:89:VAL:HG12	1.51	0.90
1:I:11:GLY:N	2:N:49:GLU:HG3	1.87	0.90
2:L:314:LEU:HD22	2:L:325:ILE:HG22	1.49	0.90
2:E:256:ILE:HG13	2:E:311:ILE:H	1.36	0.90
3:G:130:PHE:HA	3:G:133:TYR:CD2	2.06	0.90
2:E:175:PRO:HB2	2:E:180:GLU:O	1.71	0.90
1:K:258:ARG:HA	1:K:292:SER:CB	2.01	0.90
2:M:256:ILE:CG1	2:M:311:ILE:HG12	2.01	0.90
2:F:31:ALA:HB1	2:F:75:LEU:HD11	1.53	0.90
2:E:393:ARG:O	2:E:396:VAL:HG22	1.72	0.90

*Continued on next page...*

*Continued from previous page...*

Atom-1	Atom-2	Interatomic distance (Å)	Clash overlap (Å)
2:L:198:GLN:HA	2:L:201:LEU:HD23	1.54	0.90
2:L:284:PRO:O	2:L:287:MET:SD	2.30	0.89
1:A:260:ASN:HB3	2:F:334:GLU:CG	2.02	0.89
1:B:354:LEU:CD1	1:B:398:SER:HB2	2.01	0.89
1:B:440:ARG:HB2	1:B:445:GLU:HA	1.54	0.89
1:C:41:ARG:HA	2:F:15:SER:HB2	1.53	0.89
2:D:24:ALA:HB2	2:D:55:ALA:HB2	1.54	0.89
2:F:292:ALA:O	2:F:296:GLU:HB2	1.72	0.89
1:A:367:LYS:HA	1:A:377:ALA:HA	1.54	0.89
3:G:95:ASN:ND2	3:G:95:ASN:O	2.04	0.89
1:J:85:ASP:HB3	1:J:91:LEU:HD11	1.53	0.89
1:A:307:VAL:HG21	1:A:364:ARG:CD	2.02	0.89
1:C:30:VAL:HG21	1:C:49:VAL:HG11	1.52	0.89
2:E:288:TYR:HA	2:E:291:LEU:HD12	1.52	0.89
1:A:344:MET:CE	2:D:275:GLU:HA	2.03	0.89
1:C:335:ARG:HA	1:C:351:PRO:HG3	1.52	0.89
2:F:420:ARG:HG3	2:F:420:ARG:HH11	1.35	0.89
1:C:217:PRO:HD2	1:C:432:THR:HG22	1.51	0.89
1:C:485:GLU:HB3	1:C:488:ARG:HE	1.35	0.89
2:D:353:ASP:OD1	2:D:356:PRO:HB2	1.72	0.89
1:J:507:CYS:HB2	1:J:511:LYS:NZ	1.86	0.89
1:J:111:LEU:N	1:J:111:LEU:HD12	1.87	0.89
1:J:58:LEU:N	2:L:28:ALA:HB1	1.87	0.89
1:K:487:GLY:HA2	1:K:490:ILE:HG12	1.54	0.89
2:M:238:ALA:O	2:M:241:VAL:HB	1.72	0.89
1:C:329:ARG:NH2	2:E:331:TYR:CD2	2.40	0.89
2:F:166:GLN:NE2	2:F:350:PRO:HG2	1.87	0.89
3:G:91:ALA:CA	3:G:104:LEU:HB3	2.00	0.89
1:I:482:LEU:O	1:I:486:VAL:HG23	1.72	0.89
1:J:182:LYS:HE3	1:J:182:LYS:N	1.87	0.89
1:I:8:LYS:HZ2	2:N:52:GLU:H	0.95	0.89
1:A:310:ALA:O	1:A:320:VAL:HG21	1.73	0.89
1:B:358:LEU:CD2	1:B:358:LEU:H	1.84	0.89
2:E:354:PRO:HA	2:E:357:SER:OG	1.72	0.89
4:H:52:LEU:O	4:H:52:LEU:HD23	1.71	0.89
4:P:3:VAL:O	4:P:20:GLY:HA2	1.72	0.89
4:P:4:ILE:O	4:P:47:VAL:HG22	1.72	0.89
1:J:311:GLU:HG2	1:J:314:ARG:HH21	1.38	0.89
2:L:153:PHE:O	2:L:338:GLN:HA	1.72	0.89
1:A:8:LYS:HZ1	2:F:52:GLU:H	1.17	0.89
1:B:295:PRO:HB2	1:B:298:ALA:HB2	1.55	0.89

*Continued on next page...*

*Continued from previous page...*

Atom-1	Atom-2	Interatomic distance (Å)	Clash overlap (Å)
3:G:194:LEU:O	3:G:197:ILE:HG22	1.71	0.89
4:P:33:LEU:HA	4:P:36:LEU:CD1	2.03	0.89
1:J:215:LEU:H	1:J:215:LEU:HD12	1.33	0.89
1:J:269:PHE:HZ	1:J:285:THR:HG21	1.37	0.89
2:M:399:ILE:HD12	3:O:159:ARG:HD2	1.52	0.89
2:M:57:ILE:H	2:M:57:ILE:HD12	1.36	0.89
1:C:30:VAL:HG22	1:C:64:VAL:HG13	1.53	0.89
2:E:290:ASP:O	2:E:294:ILE:HD13	1.73	0.89
2:E:94:ASN:HB2	2:E:221:LEU:HD12	1.53	0.89
1:B:20:LEU:HD23	1:B:20:LEU:H	1.37	0.89
1:J:251:VAL:HA	1:J:286:VAL:HG12	1.53	0.89
1:A:417:ARG:HB2	2:F:384:SER:CB	2.03	0.89
3:G:118:GLY:O	3:G:119:THR:HG22	1.71	0.89
3:O:119:THR:OG1	3:O:120:PRO:HD2	1.73	0.89
1:I:8:LYS:NZ	2:N:52:GLU:N	2.19	0.89
2:N:195:GLY:HA2	2:N:224:ALA:HA	1.54	0.89
1:C:80:LEU:HD13	1:C:284:ARG:HA	1.55	0.89
2:E:57:ILE:H	2:E:57:ILE:HD12	1.36	0.89
2:M:30:GLY:H	2:M:47:VAL:HB	1.33	0.89
2:M:342:GLU:HA	2:M:345:ARG:NE	1.88	0.89
1:A:417:ARG:NE	2:F:384:SER:HB3	1.87	0.89
1:B:249:VAL:HB	1:B:320:VAL:HA	1.55	0.89
1:C:6:ILE:HB	1:C:61:GLY:CA	2.03	0.89
2:E:125:ARG:O	2:E:300:VAL:HG23	1.73	0.89
4:P:6:ASP:OD1	4:P:9:THR:N	2.06	0.88
1:J:295:PRO:HB2	1:J:298:ALA:HB2	1.51	0.88
1:J:5:VAL:C	1:J:64:VAL:HG21	1.93	0.88
2:L:151:PRO:C	2:L:152:ILE:HD13	1.94	0.88
2:M:277:ILE:HD11	3:O:192:PHE:HA	1.55	0.88
1:J:75:LEU:N	1:J:185:HIS:O	2.06	0.88
1:K:86:GLY:O	1:K:302:SER:HA	1.72	0.88
5:K:600:ADP:H5'2	2:M:360:ARG:HD3	1.53	0.88
2:E:194:MET:HB2	2:E:257:LEU:HD21	1.54	0.88
2:E:91:ARG:O	2:E:219:LEU:HG	1.72	0.88
1:C:211:ILE:HG13	1:C:215:LEU:HG	1.52	0.88
1:I:418:HIS:HA	1:I:496:GLN:CG	2.02	0.88
1:J:60:VAL:HG23	2:L:50:VAL:HG23	1.53	0.88
2:N:36:LYS:HB3	2:N:72:SER:CB	2.01	0.88
2:E:31:ALA:HB1	2:E:77:GLU:O	1.73	0.88
4:P:44:LEU:HA	4:P:69:PRO:HB3	1.55	0.88
2:M:175:PRO:HB2	2:M:180:GLU:O	1.73	0.88

*Continued on next page...*



*Continued from previous page...*

Atom-1	Atom-2	Interatomic distance (Å)	Clash overlap (Å)
1:I:228:GLY:CA	1:I:409:LEU:HD12	2.03	0.88
1:I:410:ASP:CB	1:I:413:LEU:HD22	2.04	0.88
1:J:195:VAL:HG23	1:J:369:ILE:HG22	1.56	0.88
2:M:33:VAL:HB	2:M:73:VAL:HG12	1.53	0.88
3:G:150:ILE:O	3:G:154:ILE:HD13	1.73	0.88
4:H:14:ARG:HA	4:H:19:GLU:HA	1.55	0.88
4:H:96:LYS:HE3	4:H:96:LYS:CA	2.04	0.88
2:N:31:ALA:HB1	2:N:75:LEU:HD11	1.55	0.88
2:F:149:LYS:NZ	2:F:149:LYS:HB2	1.87	0.88
1:I:566:ALA:O	1:I:570:ILE:HG13	1.72	0.88
1:B:336:GLU:OE2	2:D:286:TYR:HA	1.72	0.88
1:K:135:LEU:CG	1:K:149:VAL:HG22	2.03	0.88
2:N:19:LEU:HD23	2:N:57:ILE:HG21	1.55	0.88
1:A:234:LYS:HG3	1:A:383:ALA:HB1	1.56	0.88
1:B:202:ASN:HD22	1:B:203:THR:H	1.17	0.88
1:J:6:ILE:HG13	1:J:64:VAL:HG22	1.55	0.88
1:K:300:GLU:HA	1:K:330:TRP:NE1	1.87	0.88
2:L:41:ARG:HD3	2:L:43:ARG:HH21	1.38	0.88
2:N:288:TYR:HB2	2:N:328:LEU:HD13	1.56	0.88
1:C:258:ARG:HH12	2:E:331:TYR:HB2	1.39	0.88
4:H:29:ALA:HA	4:H:32:LEU:HD21	1.55	0.88
1:J:293:ASN:ND2	2:L:296:GLU:HG3	1.89	0.88
1:A:195:VAL:HB	1:A:370:THR:HG22	1.54	0.88
1:B:262:MET:O	1:B:266:LEU:HD21	1.74	0.88
1:B:299:ARG:H	1:B:299:ARG:HD3	1.39	0.88
1:B:302:SER:O	1:B:305:VAL:HB	1.73	0.88
1:B:454:ILE:O	1:B:457:LEU:HG	1.73	0.88
2:E:33:VAL:HB	2:E:73:VAL:HG12	1.55	0.88
2:F:149:LYS:HG2	2:F:310:GLN:O	1.74	0.88
1:C:203:THR:O	1:C:220:MET:HE2	1.74	0.88
4:P:14:ARG:HA	4:P:19:GLU:HA	1.56	0.88
1:J:215:LEU:HB2	1:J:216:PHE:CD2	2.09	0.88
2:L:312:PRO:O	2:L:313:ILE:HG12	1.73	0.88
1:C:8:LYS:HZ3	1:C:8:LYS:HB2	1.36	0.88
1:I:119:TRP:CD1	1:I:121:PRO:HD3	2.09	0.88
1:K:30:VAL:HG22	1:K:64:VAL:HG13	1.56	0.88
2:L:153:PHE:CE1	2:L:336:GLN:HA	2.08	0.88
2:N:12:THR:HG21	2:N:22:GLU:HG3	1.55	0.88
1:B:138:VAL:HG21	1:B:183:MET:CE	2.03	0.88
1:B:221:GLY:O	1:B:365:ALA:HB1	1.73	0.88
1:C:119:TRP:CZ3	1:C:136:GLY:HA3	2.09	0.88

*Continued on next page...*

*Continued from previous page...*

Atom-1	Atom-2	Interatomic distance (Å)	Clash overlap (Å)
3:G:81:LEU:CD2	4:H:19:GLU:HB2	2.04	0.88
3:O:140:VAL:O	3:O:144:GLU:HB2	1.74	0.87
1:K:30:VAL:HG21	1:K:49:VAL:HG11	1.52	0.87
2:M:144:LEU:HG	2:M:146:ARG:N	1.89	0.87
2:N:166:GLN:NE2	2:N:350:PRO:HG2	1.89	0.87
1:B:174:VAL:HG22	1:B:180:GLU:HA	1.56	0.87
1:B:329:ARG:O	1:B:332:GLU:HB2	1.74	0.87
2:F:19:LEU:HD23	2:F:57:ILE:HG21	1.54	0.87
1:I:14:VAL:CG1	1:I:15:ILE:H	1.87	0.87
1:K:335:ARG:HA	1:K:351:PRO:HG3	1.56	0.87
1:K:6:ILE:HG13	1:K:62:GLU:O	1.73	0.87
2:L:353:ASP:OD1	2:L:356:PRO:HB2	1.73	0.87
2:M:13:TYR:O	2:M:19:LEU:HB2	1.74	0.87
2:M:194:MET:HB2	2:M:257:LEU:HD21	1.54	0.87
1:A:207:THR:HA	1:A:245:SER:HB3	1.55	0.87
1:B:196:GLN:HB3	1:B:369:ILE:HG21	1.55	0.87
1:B:230:PHE:HB2	1:B:387:PRO:HA	1.55	0.87
1:C:35:LEU:HD22	1:C:105:GLY:HA2	1.57	0.87
2:E:30:GLY:H	2:E:47:VAL:HB	1.38	0.87
2:E:343:LEU:HD22	2:E:343:LEU:N	1.89	0.87
2:L:258:THR:H	2:L:260:MET:HE1	1.39	0.87
2:M:39:THR:HG23	2:M:41:ARG:H	1.39	0.87
2:N:208:PHE:HA	2:N:213:ALA:HB3	1.56	0.87
2:N:229:ILE:HG23	2:N:230:GLU:HG3	1.55	0.87
1:B:251:VAL:HA	1:B:286:VAL:HG12	1.56	0.87
2:E:193:ALA:O	2:E:222:ASN:HB2	1.74	0.87
2:F:219:LEU:HD13	2:F:221:LEU:HG	1.53	0.87
1:A:360:ALA:HA	2:D:225:ASP:HB2	1.56	0.87
1:I:307:VAL:HG21	1:I:364:ARG:CD	2.02	0.87
1:J:302:SER:O	1:J:305:VAL:HB	1.73	0.87
1:J:454:ILE:O	1:J:457:LEU:HG	1.74	0.87
1:B:215:LEU:CD1	1:B:215:LEU:H	1.87	0.87
1:C:258:ARG:NH1	2:E:331:TYR:HB2	1.90	0.87
3:G:71:ASP:O	3:G:75:VAL:HG23	1.74	0.87
4:H:6:ASP:OD1	4:H:9:THR:N	2.07	0.87
2:M:82:LEU:HD12	2:M:111:ARG:NH1	1.89	0.87
1:B:158:LYS:CB	1:B:176:GLU:HG3	2.04	0.87
1:K:485:GLU:HB3	1:K:488:ARG:HE	1.39	0.87
2:M:354:PRO:HA	2:M:357:SER:OG	1.74	0.87
1:B:260:ASN:ND2	1:B:260:ASN:H	1.71	0.87
2:D:43:ARG:NH2	2:D:65:GLY:HA3	1.89	0.87

*Continued on next page...*

*Continued from previous page...*

Atom-1	Atom-2	Interatomic distance (Å)	Clash overlap (Å)
2:E:37:ASP:HB2	2:E:39:THR:HG22	1.57	0.87
3:G:18:LEU:N	3:G:18:LEU:HD12	1.88	0.87
2:M:218:VAL:O	2:M:219:LEU:HD23	1.74	0.87
2:N:149:LYS:HG2	2:N:310:GLN:O	1.74	0.87
3:O:188:ARG:HG3	3:O:192:PHE:CE2	2.10	0.87
1:B:450:LEU:O	1:B:454:ILE:HG13	1.74	0.87
2:F:114:ILE:HG12	2:F:237:MET:HA	1.57	0.87
2:E:401:GLU:CD	2:E:401:GLU:H	1.78	0.87
1:I:393:GLU:HG2	1:I:396:THR:HG23	1.57	0.87
1:J:138:VAL:HG21	1:J:183:MET:CE	2.05	0.87
2:M:377:GLN:HB3	2:M:454:ILE:HG23	1.56	0.87
2:D:45:GLY:HA2	2:D:58:GLN:O	1.73	0.87
2:F:48:ILE:HG13	2:F:56:VAL:O	1.75	0.87
4:P:52:LEU:O	4:P:52:LEU:HD23	1.74	0.87
3:O:130:PHE:HA	3:O:133:TYR:CD2	2.08	0.87
1:K:205:PHE:HA	1:K:246:ASN:HD22	1.39	0.87
1:K:393:GLU:OE2	1:K:395:VAL:HB	1.75	0.87
1:K:401:ARG:HD3	2:N:261:THR:HB	1.57	0.87
1:B:117:TRP:NE1	1:B:168:VAL:HG22	1.89	0.87
2:D:153:PHE:CE1	2:D:336:GLN:HA	2.09	0.87
2:E:332:ILE:HG13	2:E:333:THR:H	1.38	0.87
2:F:152:ILE:HB	2:F:313:ILE:HG23	1.57	0.87
1:K:221:GLY:HA2	1:K:366:GLY:CA	2.03	0.87
1:A:62:GLU:HB3	1:A:63:PRO:HD2	1.56	0.87
3:O:81:LEU:CD2	4:P:19:GLU:HB2	2.05	0.87
1:J:103:THR:HB	1:J:106:VAL:HG21	1.55	0.87
2:M:257:LEU:HD22	2:M:260:MET:HG3	1.55	0.87
1:B:133:MET:H	1:B:149:VAL:CG1	1.83	0.87
2:D:253:VAL:HB	2:D:308:VAL:HG13	1.57	0.87
1:C:135:LEU:CG	1:C:149:VAL:HG22	2.05	0.87
1:C:303:ILE:H	1:C:303:ILE:HD13	1.40	0.87
1:I:477:GLN:HB3	1:I:480:GLU:OE1	1.73	0.86
1:J:497:GLN:O	1:J:497:GLN:HG2	1.74	0.86
2:L:446:LEU:HD23	2:L:446:LEU:H	1.39	0.86
2:N:297:ARG:HB2	2:N:310:GLN:HE22	1.36	0.86
2:D:127:PRO:HB3	2:D:146:ARG:O	1.74	0.86
3:O:130:PHE:HA	3:O:133:TYR:HD2	1.37	0.86
2:M:343:LEU:HD22	2:M:343:LEU:N	1.90	0.86
1:C:111:LEU:HD12	1:C:112:ASP:H	1.38	0.86
1:J:260:ASN:ND2	1:J:260:ASN:H	1.70	0.86
2:L:127:PRO:HB3	2:L:146:ARG:O	1.75	0.86

*Continued on next page...*

*Continued from previous page...*

Atom-1	Atom-2	Interatomic distance (Å)	Clash overlap (Å)
1:K:262:MET:HG2	1:K:266:LEU:HG	1.56	0.86
1:A:226:ILE:HD12	1:A:227:PRO:HD2	1.57	0.86
1:A:330:TRP:HE1	1:A:334:LEU:HD13	1.37	0.86
1:B:253:VAL:O	1:B:253:VAL:CG2	2.23	0.86
1:B:5:VAL:C	1:B:64:VAL:HG21	1.95	0.86
2:E:90:GLY:H	2:E:217:SER:H	1.24	0.86
1:C:355:ALA:HA	1:C:358:LEU:HD12	1.55	0.86
2:L:90:GLY:O	2:L:214:LEU:HD11	1.76	0.86
3:O:4:VAL:HG13	3:O:5:SER:H	1.38	0.86
2:L:151:PRO:O	2:L:152:ILE:HD13	1.75	0.86
1:B:257:GLU:HB2	1:B:262:MET:HG2	1.55	0.86
2:E:359:SER:OG	2:E:362:MET:HB2	1.76	0.86
3:G:130:PHE:CD2	4:H:16:ALA:HB3	2.10	0.86
1:I:367:LYS:HA	1:I:377:ALA:HA	1.54	0.86
1:J:253:VAL:CG1	1:J:324:ALA:HB2	2.06	0.86
2:L:231:ARG:HD2	2:L:266:ALA:HB2	1.56	0.86
2:L:43:ARG:NH2	2:L:65:GLY:HA3	1.90	0.86
2:N:269:GLU:O	2:N:273:ALA:HB3	1.75	0.86
1:C:210:ARG:HH22	1:C:496:GLN:C	1.79	0.86
1:A:119:TRP:CD1	1:A:121:PRO:HD3	2.10	0.86
1:K:303:ILE:H	1:K:303:ILE:HD13	1.41	0.86
1:K:293:ASN:ND2	2:M:118:PRO:HG3	1.89	0.86
2:M:47:VAL:HG12	2:M:50:VAL:HG22	1.56	0.86
1:A:431:PHE:O	1:A:435:LEU:HG	1.75	0.86
1:B:192:ALA:O	1:B:194:PRO:HD3	1.76	0.86
2:E:256:ILE:CG1	2:E:311:ILE:HG12	2.04	0.86
2:F:269:GLU:O	2:F:273:ALA:HB3	1.76	0.86
2:F:334:GLU:CA	2:F:360:ARG:HD2	2.05	0.86
4:H:32:LEU:HD23	4:H:32:LEU:H	1.40	0.86
1:C:210:ARG:NH2	1:C:496:GLN:C	2.29	0.86
1:I:238:GLN:HA	1:I:241:LEU:CD1	2.05	0.86
1:I:310:ALA:O	1:I:320:VAL:HG21	1.75	0.86
1:J:30:VAL:HG12	1:J:31:GLY:H	1.40	0.86
1:J:358:LEU:HD22	1:J:358:LEU:H	1.38	0.86
1:J:62:GLU:O	1:J:64:VAL:HG23	1.75	0.86
2:M:329:THR:HA	2:M:332:ILE:CD1	2.03	0.86
2:N:195:GLY:N	2:N:222:ASN:OD1	2.09	0.86
2:E:30:GLY:N	2:E:47:VAL:HB	1.90	0.86
1:C:205:PHE:HA	1:C:246:ASN:HD22	1.40	0.86
1:K:85:ASP:OD1	1:K:89:ARG:C	2.14	0.86
2:L:24:ALA:HB2	2:L:55:ALA:HB2	1.56	0.86

*Continued on next page...*

*Continued from previous page...*

Atom-1	Atom-2	Interatomic distance (Å)	Clash overlap (Å)
2:M:193:ALA:O	2:M:222:ASN:HB2	1.74	0.86
2:N:336:GLN:O	2:N:357:SER:HB3	1.76	0.86
2:F:336:GLN:O	2:F:357:SER:HB3	1.74	0.86
1:J:202:ASN:ND2	1:J:203:THR:H	1.72	0.86
2:L:151:PRO:HD3	2:L:333:THR:HB	1.58	0.86
2:N:219:LEU:HD13	2:N:221:LEU:HG	1.58	0.86
2:E:152:ILE:HD13	2:E:312:PRO:O	1.75	0.86
2:F:396:VAL:HG13	2:F:397:ALA:N	1.91	0.86
3:O:72:GLY:O	3:O:76:VAL:HG13	1.75	0.86
1:I:260:ASN:CG	2:N:149:LYS:HE3	1.96	0.86
1:J:196:GLN:HB3	1:J:369:ILE:HG21	1.57	0.86
1:K:215:LEU:HD12	1:K:216:PHE:H	1.39	0.86
1:K:235:THR:CG2	1:K:261:GLU:HG2	2.06	0.86
2:L:253:VAL:HB	2:L:308:VAL:HG13	1.55	0.86
2:M:49:GLU:HB3	2:M:56:VAL:HG22	1.57	0.86
1:J:24:MET:HB2	2:M:64:THR:HA	1.58	0.86
1:A:479:ALA:O	1:A:482:LEU:HB3	1.75	0.86
4:H:44:LEU:HG	4:H:70:VAL:H	1.41	0.86
1:C:515:ILE:HG13	1:C:551:ALA:HB1	1.58	0.86
3:O:67:ALA:HB3	3:O:122:TYR:CE2	2.11	0.85
1:J:234:LYS:CE	1:J:234:LYS:HA	2.04	0.85
1:J:418:HIS:O	1:J:421:ALA:HB2	1.76	0.85
1:C:258:ARG:CA	1:C:292:SER:HB2	2.04	0.85
2:F:288:TYR:HB2	2:F:328:LEU:HD13	1.57	0.85
2:F:457:ASP:O	2:F:461:LYS:HG2	1.75	0.85
3:G:119:THR:OG1	3:G:120:PRO:HD2	1.75	0.85
1:C:532:ARG:HG2	1:C:577:LEU:OXT	1.74	0.85
1:A:262:MET:SD	1:A:289:ALA:HB1	2.16	0.85
1:B:103:THR:HB	1:B:106:VAL:HG21	1.58	0.85
1:K:111:LEU:HD12	1:K:112:ASP:H	1.37	0.85
2:M:290:ASP:O	2:M:294:ILE:HD13	1.76	0.85
1:B:41:ARG:HG2	2:E:15:SER:HA	1.58	0.85
2:E:245:LEU:O	2:E:251:TYR:HB2	1.76	0.85
1:C:204:PRO:HA	1:C:435:LEU:HD22	1.57	0.85
1:I:262:MET:SD	1:I:289:ALA:HB1	2.16	0.85
1:I:42:LEU:HB2	2:L:14:ILE:HD12	1.58	0.85
2:N:10:GLY:HA3	2:N:23:ASN:ND2	1.92	0.85
3:O:179:ILE:HG22	3:O:183:LEU:HD11	1.58	0.85
2:D:151:PRO:HD3	2:D:333:THR:HB	1.57	0.85
2:D:70:THR:O	2:D:71:THR:HG23	1.77	0.85
2:F:310:GLN:O	2:F:311:ILE:HG13	1.74	0.85

*Continued on next page...*

*Continued from previous page...*

Atom-1	Atom-2	Interatomic distance (Å)	Clash overlap (Å)
3:O:95:ASN:O	3:O:95:ASN:ND2	2.08	0.85
1:I:234:LYS:NZ	1:I:234:LYS:HB3	1.91	0.85
1:I:238:GLN:HA	1:I:241:LEU:HD12	1.57	0.85
1:J:189:VAL:HA	1:J:308:THR:HG21	1.58	0.85
1:K:408:ARG:O	1:K:422:ILE:HD12	1.77	0.85
2:N:31:ALA:HB3	2:N:47:VAL:CG2	2.06	0.85
1:B:319:SER:HA	1:B:377:ALA:HB3	1.57	0.85
1:B:9:ILE:HD13	1:B:58:LEU:O	1.76	0.85
2:E:374:ASP:O	2:E:378:VAL:HG23	1.77	0.85
4:H:30:GLN:NE2	4:H:62:LEU:HD21	1.90	0.85
4:H:95:ARG:NE	4:H:96:LYS:HG2	1.91	0.85
4:P:32:LEU:HB2	4:P:36:LEU:HD21	1.58	0.85
1:J:354:LEU:HD11	1:J:398:SER:HB2	1.54	0.85
1:J:6:ILE:HD12	1:J:62:GLU:N	1.90	0.85
1:K:130:ARG:HA	1:K:130:ARG:HH11	1.41	0.85
2:M:80:ALA:HB1	2:M:114:ILE:HG13	1.58	0.85
2:D:233:LEU:H	2:D:233:LEU:HD22	1.41	0.85
2:D:434:GLU:HA	2:D:437:GLN:NE2	1.91	0.85
2:D:41:ARG:HD3	2:D:43:ARG:HH21	1.39	0.85
2:F:134:GLY:HA3	2:F:170:GLN:CB	2.06	0.85
1:A:269:PHE:CE2	1:A:281:LEU:HD23	2.11	0.85
4:P:44:LEU:HG	4:P:70:VAL:H	1.40	0.85
1:I:135:LEU:HD21	1:I:149:VAL:HG22	1.57	0.85
3:G:188:ARG:HG3	3:G:192:PHE:CE2	2.11	0.85
3:O:79:ALA:HB1	3:O:115:SER:HB3	1.57	0.85
3:O:144:GLU:OE1	4:P:72:LEU:HD13	1.76	0.85
1:I:9:ILE:HG23	2:N:50:VAL:HG23	1.56	0.85
1:K:144:THR:HB	1:K:318:PHE:HZ	1.41	0.85
1:K:40:ILE:HG21	1:K:341:LEU:HD13	1.59	0.85
1:K:38:GLU:H	1:K:50:GLN:H	1.20	0.85
1:C:300:GLU:HA	1:C:330:TRP:NE1	1.92	0.85
2:F:12:THR:HG21	2:F:22:GLU:HG3	1.58	0.85
1:A:258:ARG:HG2	2:F:332:ILE:HA	1.56	0.85
1:K:256:GLY:HA3	1:K:329:ARG:HB3	1.57	0.85
1:B:511:LYS:HB2	1:B:556:GLU:OE2	1.77	0.85
4:H:51:LEU:O	4:H:53:PRO:HD3	1.77	0.85
1:B:30:VAL:HG12	1:B:31:GLY:H	1.41	0.85
2:M:401:GLU:CD	2:M:401:GLU:H	1.79	0.85
1:B:125:PRO:HG3	1:B:160:VAL:HG23	1.56	0.85
3:O:60:ALA:CB	3:O:129:ALA:HB2	2.07	0.85
1:I:256:GLY:HA3	1:I:299:ARG:HD2	1.59	0.85

*Continued on next page...*

*Continued from previous page...*

Atom-1	Atom-2	Interatomic distance (Å)	Clash overlap (Å)
1:I:346:ALA:HB2	1:I:352:PRO:HD3	1.57	0.85
1:J:117:TRP:NE1	1:J:168:VAL:HG22	1.92	0.85
1:K:135:LEU:HD11	1:K:149:VAL:HG13	1.58	0.85
2:L:121:PRO:HA	2:L:124:ARG:CD	2.07	0.85
2:M:90:GLY:H	2:M:217:SER:H	1.24	0.85
1:C:262:MET:HG2	1:C:266:LEU:HG	1.58	0.85
2:E:144:LEU:HG	2:E:146:ARG:N	1.90	0.85
2:F:10:GLY:HA3	2:F:23:ASN:ND2	1.92	0.85
1:A:135:LEU:HD21	1:A:149:VAL:HG22	1.58	0.85
2:D:355:LEU:HD23	2:D:356:PRO:HD3	1.58	0.85
1:I:473:PRO:HA	1:I:476:LEU:HG	1.55	0.85
1:K:130:ARG:NH1	1:K:131:GLY:H	1.73	0.85
1:B:121:PRO:HG3	1:B:162:PRO:HA	1.56	0.85
1:C:56:SER:HA	2:E:29:TYR:CE2	2.11	0.85
2:D:392:ILE:HG23	2:D:395:LEU:HD11	1.57	0.85
2:F:208:PHE:HA	2:F:213:ALA:HB3	1.56	0.85
2:F:34:ASP:O	2:F:73:VAL:HA	1.77	0.85
2:F:125:ARG:HG2	2:F:126:LYS:N	1.91	0.85
1:A:507:CYS:CA	1:A:511:LYS:HD3	2.07	0.85
1:I:269:PHE:CE2	1:I:281:LEU:HD23	2.12	0.85
1:I:522:PHE:HE1	1:I:542:LEU:HD12	1.42	0.85
1:J:248:ASP:HA	1:J:284:ARG:HH11	1.42	0.84
5:K:600:ADP:C5'	2:M:360:ARG:HD3	2.07	0.84
2:M:133:THR:HG23	2:M:139:ASP:OD1	1.77	0.84
1:A:256:GLY:HA3	1:A:299:ARG:HD3	1.56	0.84
1:C:38:GLU:H	1:C:50:GLN:H	1.24	0.84
2:F:36:LYS:HB3	2:F:72:SER:CB	2.01	0.84
1:I:13:ALA:HB2	1:I:340:ARG:HE	1.42	0.84
2:M:127:PRO:HG2	2:M:361:LEU:HD11	1.56	0.84
2:N:310:GLN:O	2:N:311:ILE:HG13	1.75	0.84
1:A:235:THR:HG21	1:A:261:GLU:HG2	1.56	0.84
1:B:454:ILE:HG22	1:B:457:LEU:HD21	1.60	0.84
1:B:488:ARG:NH2	1:B:489:ILE:HG12	1.90	0.84
1:I:490:ILE:O	1:I:494:PHE:HB3	1.77	0.84
1:J:189:VAL:HG12	1:J:308:THR:HG21	1.58	0.84
1:K:12:PRO:HA	1:K:55:THR:OG1	1.76	0.84
1:J:58:LEU:H	2:L:28:ALA:HB1	1.40	0.84
2:M:37:ASP:HB2	2:M:39:THR:HG22	1.58	0.84
1:B:132:GLY:HA2	1:B:149:VAL:HG22	1.58	0.84
1:B:287:LEU:C	1:B:288:ILE:HD12	1.98	0.84
1:B:447:TYR:HA	1:B:513:TYR:CE1	2.12	0.84

*Continued on next page...*

*Continued from previous page...*

Atom-1	Atom-2	Interatomic distance (Å)	Clash overlap (Å)
1:C:234:LYS:HD2	1:C:235:THR:N	1.93	0.84
1:C:67:THR:HG22	1:C:69:LEU:H	1.42	0.84
2:L:85:SER:HB2	2:L:109:GLU:HG3	1.60	0.84
4:P:49:GLU:C	4:P:53:PRO:HG2	1.97	0.84
1:J:211:ILE:C	1:J:215:LEU:HD13	1.97	0.84
1:J:220:MET:HB2	1:J:367:LYS:HE2	1.58	0.84
1:J:230:PHE:HB2	1:J:387:PRO:HA	1.58	0.84
1:K:355:ALA:HA	1:K:358:LEU:HD12	1.58	0.84
1:K:515:ILE:HG13	1:K:551:ALA:HB1	1.60	0.84
1:K:293:ASN:HB3	2:M:296:GLU:HG2	1.57	0.84
2:N:300:VAL:HG13	2:N:307:SER:HB3	1.58	0.84
1:B:6:ILE:N	1:B:64:VAL:HG21	1.90	0.84
2:D:153:PHE:O	2:D:338:GLN:HA	1.77	0.84
2:E:227:PRO:HG2	2:E:230:GLU:HB2	1.57	0.84
1:C:408:ARG:O	1:C:422:ILE:HD12	1.77	0.84
1:B:497:GLN:O	1:B:497:GLN:HG2	1.76	0.84
3:O:18:LEU:CD1	3:O:18:LEU:H	1.90	0.84
4:P:6:ASP:O	4:P:10:ALA:CB	2.26	0.84
1:J:192:ALA:O	1:J:194:PRO:HD3	1.78	0.84
1:K:235:THR:HA	1:K:325:ASP:OD1	1.77	0.84
1:K:67:THR:HG22	1:K:69:LEU:H	1.40	0.84
1:B:182:LYS:N	1:B:182:LYS:HE3	1.93	0.84
1:B:211:ILE:C	1:B:215:LEU:HD13	1.96	0.84
1:B:52:TYR:N	1:B:52:TYR:CD1	2.45	0.84
1:C:235:THR:HB	5:C:600:ADP:O3A	1.76	0.84
2:D:252:HIS:CE1	2:D:307:SER:H	1.94	0.84
2:D:152:ILE:HG12	2:D:312:PRO:O	1.77	0.84
2:E:150:LEU:HD23	2:E:151:PRO:CD	2.08	0.84
2:F:297:ARG:HB2	2:F:310:GLN:HE22	1.38	0.84
4:H:56:GLU:HA	4:H:71:LEU:HD21	1.57	0.84
5:I:600:ADP:O3'	2:N:360:ARG:HA	1.76	0.84
2:E:257:LEU:HD22	2:E:260:MET:HG3	1.59	0.84
3:G:140:VAL:O	3:G:144:GLU:HB2	1.76	0.84
1:J:410:ASP:HB2	1:J:423:ASN:CB	2.07	0.84
4:P:60:GLU:HA	4:P:63:MET:HG2	1.60	0.84
2:L:85:SER:CB	2:L:109:GLU:HG3	2.08	0.84
1:J:526:ALA:HA	1:J:574:PHE:CZ	2.13	0.84
1:K:232:SER:O	1:K:234:LYS:HG3	1.77	0.84
2:M:125:ARG:O	2:M:300:VAL:HG23	1.78	0.84
2:M:284:PRO:HD2	2:M:287:MET:HE1	1.57	0.84
1:C:220:MET:HA	1:C:379:THR:CG2	2.06	0.84

*Continued on next page...*



*Continued from previous page...*

Atom-1	Atom-2	Interatomic distance (Å)	Clash overlap (Å)
3:G:50:ARG:HD3	3:G:140:VAL:CG1	2.08	0.84
2:D:208:PHE:HB3	2:D:214:LEU:HB2	1.59	0.84
1:B:210:ARG:HH21	1:B:497:GLN:HG3	1.43	0.84
1:A:365:ALA:HB1	1:A:378:VAL:HG21	1.59	0.84
1:J:125:PRO:HG3	1:J:160:VAL:HG23	1.58	0.84
1:J:83:ILE:O	1:J:90:PRO:HA	1.78	0.84
1:K:310:ALA:HA	1:K:320:VAL:HG11	1.59	0.84
1:K:230:PHE:HB3	2:M:330:GLY:HA3	1.58	0.84
2:F:31:ALA:HB3	2:F:47:VAL:CG2	2.06	0.84
4:P:56:GLU:HA	4:P:71:LEU:HD21	1.59	0.84
3:G:60:ALA:HB1	3:G:126:ALA:HA	1.58	0.84
1:B:571:GLN:O	1:B:575:LYS:HD3	1.76	0.84
1:J:187:TRP:HZ2	1:J:191:ARG:HG2	1.43	0.84
1:B:76:GLY:HA3	1:B:184:TYR:HA	1.60	0.84
1:B:248:ASP:HA	1:B:284:ARG:HH11	1.41	0.84
1:C:267:VAL:O	1:C:270:PRO:HD2	1.77	0.84
2:D:32:ILE:HG22	2:D:46:GLN:HA	1.60	0.84
2:D:24:ALA:CB	2:D:55:ALA:HB2	2.08	0.84
2:F:396:VAL:CG1	2:F:397:ALA:N	2.41	0.84
2:F:425:GLN:HB3	2:F:430:ARG:HH11	1.43	0.84
2:L:106:ILE:HD12	2:L:106:ILE:O	1.78	0.84
2:M:203:TYR:O	2:M:206:GLN:OE1	1.96	0.84
2:M:271:GLY:CA	2:M:274:ARG:HB3	2.07	0.84
2:N:131:ILE:HG23	2:N:173:VAL:CA	2.08	0.84
1:B:205:PHE:CE1	1:B:207:THR:HG22	2.13	0.84
1:B:69:LEU:HD22	1:B:70:PRO:HD2	1.60	0.84
1:C:13:ALA:HA	1:C:50:GLN:NE2	1.92	0.84
1:C:24:MET:HE1	1:C:42:LEU:HD12	1.59	0.84
3:G:155:LYS:CA	4:H:96:LYS:HE2	2.07	0.84
1:I:293:ASN:OD1	2:N:296:GLU:HG2	1.77	0.83
5:I:600:ADP:O3'	2:N:360:ARG:CG	2.26	0.83
1:B:330:TRP:CE3	1:B:331:ALA:HA	2.13	0.83
1:B:28:CYS:SG	1:B:39:ILE:N	2.51	0.83
1:I:417:ARG:HG2	2:N:453:ARG:NH2	1.93	0.83
4:H:4:ILE:O	4:H:47:VAL:HG22	1.77	0.83
2:E:175:PRO:HA	2:E:178:SER:OG	1.77	0.83
1:I:354:LEU:O	1:I:358:LEU:HB2	1.78	0.83
1:J:42:LEU:HD22	2:M:14:ILE:CD1	2.07	0.83
1:J:69:LEU:HD22	1:J:70:PRO:HD2	1.60	0.83
1:B:187:TRP:HZ2	1:B:191:ARG:HG2	1.43	0.83
2:E:271:GLY:CA	2:E:274:ARG:HB3	2.07	0.83

*Continued on next page...*

*Continued from previous page...*

Atom-1	Atom-2	Interatomic distance (Å)	Clash overlap (Å)
4:H:3:VAL:O	4:H:20:GLY:HA2	1.77	0.83
1:J:481:ARG:O	1:J:485:GLU:HG2	1.78	0.83
3:O:106:ALA:H	3:O:138:ILE:HD11	1.43	0.83
3:O:104:LEU:O	3:O:142:ASN:OD1	1.94	0.83
3:O:150:ILE:O	3:O:154:ILE:HD13	1.78	0.83
1:I:431:PHE:O	1:I:435:LEU:HG	1.78	0.83
1:J:72:ALA:CB	1:J:188:PRO:HA	2.07	0.83
1:C:40:ILE:HG21	1:C:341:LEU:HD13	1.60	0.83
2:D:258:THR:N	2:D:260:MET:HE1	1.93	0.83
2:E:291:LEU:O	2:E:294:ILE:HB	1.78	0.83
2:F:381:GLN:OE1	2:F:454:ILE:HG13	1.78	0.83
1:I:251:VAL:HB	1:I:322:LEU:HG	1.60	0.83
1:I:367:LYS:HA	1:I:377:ALA:CB	2.08	0.83
1:K:199:LEU:HD11	1:K:369:ILE:HB	1.57	0.83
2:M:374:ASP:O	2:M:378:VAL:HG23	1.78	0.83
2:M:48:ILE:HD13	2:M:48:ILE:N	1.93	0.83
1:I:293:ASN:HB2	2:N:293:THR:HG22	1.60	0.83
1:A:410:ASP:CB	1:A:413:LEU:HD22	2.08	0.83
1:C:258:ARG:NH1	2:E:332:ILE:N	2.27	0.83
2:F:149:LYS:HZ3	2:F:333:THR:HA	1.41	0.83
2:F:335:GLY:HA3	2:F:359:SER:HA	1.61	0.83
3:G:164:LEU:HA	3:G:168:VAL:HB	1.61	0.83
1:J:488:ARG:NH2	1:J:489:ILE:HG12	1.94	0.83
1:I:226:ILE:HD12	1:I:227:PRO:HD2	1.60	0.83
1:I:328:SER:HB2	1:I:385:SER:HB2	1.61	0.83
1:J:440:ARG:HA	1:J:444:ALA:O	1.79	0.83
1:J:461:GLU:O	1:J:465:GLN:HG2	1.78	0.83
1:J:6:ILE:N	1:J:64:VAL:HG21	1.94	0.83
2:L:355:LEU:HD23	2:L:356:PRO:HD3	1.58	0.83
1:B:195:VAL:HG23	1:B:369:ILE:HG22	1.59	0.83
1:C:393:GLU:OE2	1:C:395:VAL:HB	1.77	0.83
2:F:114:ILE:HB	2:F:236:ARG:O	1.78	0.83
1:A:230:PHE:HB2	2:F:330:GLY:HA3	1.59	0.83
4:P:33:LEU:HA	4:P:36:LEU:HD11	1.60	0.83
1:A:566:ALA:O	1:A:570:ILE:HG13	1.77	0.83
1:I:238:GLN:HB3	1:I:323:MET:CE	2.09	0.83
1:J:173:VAL:HB	1:J:181:LEU:HD11	1.58	0.83
1:J:42:LEU:CD2	2:M:14:ILE:HD12	2.07	0.83
2:N:142:ASN:O	2:N:362:MET:HG3	1.77	0.83
1:A:234:LYS:HG3	1:A:383:ALA:CB	2.08	0.83
1:B:3:GLN:O	1:B:19:MET:HG2	1.76	0.83

*Continued on next page...*

*Continued from previous page...*

Atom-1	Atom-2	Interatomic distance (Å)	Clash overlap (Å)
2:D:106:ILE:HD12	2:D:106:ILE:O	1.78	0.83
2:D:340:SER:H	2:D:343:LEU:HD12	1.44	0.83
2:D:372:ARG:HH21	2:D:462:TYR:HD2	1.25	0.83
2:F:371:THR:HG22	2:F:372:ARG:N	1.94	0.83
1:I:150:PRO:CG	1:I:185:HIS:HB2	2.08	0.83
2:F:300:VAL:HG13	2:F:307:SER:HB3	1.59	0.83
1:K:267:VAL:O	1:K:270:PRO:HD2	1.79	0.83
1:K:406:PHE:HZ	1:K:426:GLY:O	1.60	0.83
1:K:80:LEU:HD13	1:K:284:ARG:HA	1.59	0.83
2:M:135:ILE:HD13	2:M:425:GLN:NE2	1.93	0.83
2:N:134:GLY:HA3	2:N:170:GLN:CB	2.08	0.83
1:A:238:GLN:HB3	1:A:323:MET:CE	2.08	0.83
1:A:417:ARG:HG2	2:F:453:ARG:NH2	1.92	0.83
1:B:117:TRP:CE3	1:B:138:VAL:HG11	2.13	0.83
1:B:266:LEU:H	1:B:266:LEU:CD2	1.83	0.83
2:E:203:TYR:O	2:E:206:GLN:OE1	1.96	0.83
1:I:149:VAL:HG13	1:I:181:LEU:HD11	1.58	0.83
3:G:58:LYS:HB2	4:H:78:LYS:HZ3	1.42	0.83
2:N:188:ALA:O	2:N:253:VAL:HG13	1.79	0.83
2:N:457:ASP:O	2:N:461:LYS:HG2	1.77	0.83
1:K:24:MET:HG3	1:K:25:TYR:HD1	1.43	0.83
1:K:417:ARG:HB2	1:K:417:ARG:HH11	1.42	0.83
2:L:392:ILE:HG23	2:L:395:LEU:HD11	1.60	0.83
2:L:96:ILE:HG12	2:L:230:GLU:HB3	1.60	0.83
2:M:94:ASN:CG	2:M:221:LEU:HB2	1.99	0.83
2:N:149:LYS:HB2	2:N:149:LYS:NZ	1.92	0.83
2:N:292:ALA:O	2:N:296:GLU:HB2	1.79	0.83
2:N:149:LYS:HZ3	2:N:333:THR:HA	1.42	0.83
1:B:487:GLY:O	1:B:491:ARG:HG3	1.78	0.83
1:J:476:LEU:HB3	1:J:480:GLU:HB2	1.59	0.83
1:I:367:LYS:H	1:I:378:VAL:H	1.25	0.83
1:J:6:ILE:CB	1:J:61:GLY:H	1.91	0.83
2:N:125:ARG:HG2	2:N:126:LYS:N	1.93	0.83
1:A:51:VAL:HB	1:A:340:ARG:HH22	1.43	0.83
1:B:221:GLY:O	1:B:366:GLY:N	2.11	0.83
1:C:236:VAL:N	5:C:600:ADP:O1A	2.10	0.83
1:A:21:GLY:HA2	2:D:67:ASP:HB2	1.59	0.83
1:I:243:LYS:HA	1:I:281:LEU:CD2	2.07	0.83
2:D:353:ASP:CG	2:D:356:PRO:HB2	1.99	0.83
1:I:206:LEU:HA	1:I:213:ASP:OD2	1.79	0.83
1:I:91:LEU:HD13	2:N:121:PRO:HD3	1.59	0.83

*Continued on next page...*

*Continued from previous page...*

Atom-1	Atom-2	Interatomic distance (Å)	Clash overlap (Å)
1:J:229:PRO:HG2	1:J:232:SER:OG	1.79	0.83
1:J:28:CYS:SG	1:J:39:ILE:N	2.52	0.83
1:K:258:ARG:CA	1:K:292:SER:HB2	2.08	0.83
1:B:260:ASN:N	1:B:260:ASN:HD22	1.76	0.83
1:B:6:ILE:HD12	1:B:62:GLU:N	1.93	0.83
4:H:33:LEU:HA	4:H:36:LEU:CD1	2.08	0.83
1:C:418:HIS:CE1	1:C:495:LEU:HD13	2.14	0.83
1:C:487:GLY:HA2	1:C:490:ILE:HG12	1.61	0.83
2:N:381:GLN:OE1	2:N:454:ILE:HG13	1.78	0.83
4:P:44:LEU:HG	4:P:70:VAL:N	1.94	0.83
1:B:481:ARG:O	1:B:485:GLU:HG2	1.79	0.83
1:J:571:GLN:O	1:J:575:LYS:HD3	1.78	0.83
2:F:82:LEU:HD12	2:F:83:GLY:H	1.43	0.83
1:K:102:ILE:HD12	2:M:118:PRO:HG2	1.58	0.82
2:M:405:THR:HG22	2:M:406:GLU:H	1.44	0.82
2:M:98:LYS:HE3	2:M:98:LYS:HA	1.60	0.82
1:A:303:ILE:HG13	1:A:304:TYR:N	1.93	0.82
2:D:342:GLU:O	2:D:345:ARG:HG2	1.79	0.82
4:H:71:LEU:O	4:H:71:LEU:HD12	1.77	0.82
4:P:71:LEU:O	4:P:71:LEU:HD12	1.79	0.82
3:G:86:LEU:HG	4:H:1:MET:H3	1.43	0.82
1:A:119:TRP:CD1	1:A:172:VAL:HB	2.14	0.82
2:D:198:GLN:O	2:D:201:LEU:HG	1.79	0.82
3:O:70:PHE:H	3:O:70:PHE:HD1	1.23	0.82
1:J:470:LEU:CD1	1:J:471:VAL:H	1.86	0.82
2:D:231:ARG:HD2	2:D:266:ALA:HB2	1.61	0.82
2:D:323:HIS:C	2:D:326:PRO:HD2	1.99	0.82
2:E:190:VAL:HG12	2:E:191:PHE:N	1.92	0.82
1:B:24:MET:HB2	2:E:64:THR:HA	1.60	0.82
1:C:417:ARG:HH11	1:C:417:ARG:HB2	1.44	0.82
3:G:127:SER:HA	3:G:130:PHE:CE2	2.14	0.82
4:H:6:ASP:O	4:H:10:ALA:HB2	1.80	0.82
3:O:58:LYS:HB2	4:P:78:LYS:HZ3	1.44	0.82
4:P:51:LEU:HD22	4:P:51:LEU:N	1.94	0.82
1:K:234:LYS:HE2	5:K:600:ADP:O2B	1.79	0.82
2:L:11:ILE:HB	2:L:19:LEU:HD11	1.61	0.82
2:L:323:HIS:C	2:L:326:PRO:HD2	1.98	0.82
1:A:515:ILE:HA	1:A:518:MET:HG3	1.60	0.82
1:B:308:THR:HA	1:B:364:ARG:HH21	1.43	0.82
1:B:451:ARG:HD2	1:B:452:ASP:N	1.94	0.82
1:B:512:ALA:HA	1:B:515:ILE:HD12	1.60	0.82

*Continued on next page...*

*Continued from previous page...*

Atom-1	Atom-2	Interatomic distance (Å)	Clash overlap (Å)
2:D:142:ASN:HD21	2:D:358:LEU:HD12	1.43	0.82
1:C:416:ARG:C	1:C:417:ARG:HD3	1.99	0.82
2:E:89:LEU:HB3	2:E:216:ARG:HA	1.61	0.82
2:L:88:MET:CG	2:L:91:ARG:HG3	2.08	0.82
1:C:485:GLU:O	1:C:488:ARG:HG2	1.78	0.82
1:I:196:GLN:H	1:I:370:THR:HA	1.44	0.82
1:I:95:ARG:HD3	1:I:95:ARG:O	1.79	0.82
1:J:11:GLY:O	1:J:55:THR:HG21	1.80	0.82
1:A:44:GLY:O	2:D:68:LEU:HB3	1.80	0.82
1:B:73:VAL:HG11	1:B:309:ILE:HD13	1.61	0.82
1:C:102:ILE:HD12	2:E:118:PRO:HG2	1.61	0.82
2:F:131:ILE:HG23	2:F:173:VAL:CA	2.09	0.82
3:G:70:PHE:HD1	3:G:70:PHE:H	1.26	0.82
1:J:264:ASP:HB3	2:L:126:LYS:CE	2.08	0.82
1:I:62:GLU:HB3	1:I:63:PRO:HD2	1.59	0.82
1:K:418:HIS:CE1	1:K:495:LEU:HD13	2.15	0.82
2:L:234:THR:HB	2:L:235:PRO:HD3	1.61	0.82
2:M:135:ILE:HD11	2:M:166:GLN:NE2	1.94	0.82
1:B:358:LEU:HD22	1:B:358:LEU:N	1.92	0.82
1:C:24:MET:CE	2:F:14:ILE:HG22	2.09	0.82
4:H:44:LEU:HG	4:H:70:VAL:N	1.95	0.82
1:C:130:ARG:NH1	1:C:131:GLY:H	1.75	0.82
2:M:83:GLY:HA2	2:M:111:ARG:HA	1.61	0.82
1:C:158:LYS:HB2	1:C:176:GLU:HA	1.59	0.82
1:I:365:ALA:HB1	1:I:378:VAL:HG21	1.62	0.82
1:J:76:GLY:HA3	1:J:184:TYR:HA	1.60	0.82
1:J:314:ARG:HG3	1:J:378:VAL:CG1	2.09	0.82
1:J:37:GLY:HA2	1:J:52:TYR:HE1	1.44	0.82
2:M:381:GLN:NE2	2:M:451:LEU:HB3	1.94	0.82
2:M:91:ARG:HB3	2:M:93:PHE:HE2	1.43	0.82
2:N:49:GLU:O	2:N:56:VAL:HG23	1.80	0.82
1:B:269:PHE:HZ	1:B:285:THR:HG21	1.41	0.82
1:B:272:LEU:HB3	1:B:281:LEU:HB3	1.60	0.82
1:B:6:ILE:HB	1:B:61:GLY:H	1.42	0.82
2:E:130:PHE:HZ	2:E:139:ASP:HB3	1.44	0.82
2:E:190:VAL:O	2:E:191:PHE:HB2	1.79	0.82
2:F:133:THR:HG23	2:F:139:ASP:OD1	1.80	0.82
4:H:32:LEU:N	4:H:32:LEU:HD23	1.94	0.82
1:C:135:LEU:HD11	1:C:149:VAL:HG13	1.59	0.82
1:I:258:ARG:HG2	2:N:332:ILE:CA	2.10	0.82
1:J:319:SER:CA	1:J:377:ALA:HB3	2.09	0.82

*Continued on next page...*

*Continued from previous page...*

Atom-1	Atom-2	Interatomic distance (Å)	Clash overlap (Å)
1:J:382:GLY:O	1:J:384:VAL:HG22	1.79	0.82
1:A:251:VAL:HB	1:A:322:LEU:HG	1.60	0.82
1:B:52:TYR:HB3	1:B:296:VAL:HB	1.62	0.82
1:C:293:ASN:HD22	2:E:296:GLU:CG	1.92	0.82
2:E:94:ASN:CG	2:E:221:LEU:HB2	2.00	0.82
1:C:130:ARG:HA	1:C:130:ARG:HH11	1.44	0.82
1:J:369:ILE:HG12	1:J:370:THR:N	1.94	0.82
2:L:195:GLY:HA2	2:L:224:ALA:N	1.95	0.82
2:L:24:ALA:CB	2:L:55:ALA:HB2	2.10	0.82
2:M:202:SER:HA	2:M:205:ILE:CD1	2.09	0.82
2:N:152:ILE:HB	2:N:313:ILE:HG23	1.59	0.82
2:L:394:LYS:HZ1	3:O:27:LEU:HD13	1.42	0.82
1:B:233:GLY:O	1:B:236:VAL:HG12	1.80	0.82
1:B:262:MET:HG3	1:B:291:THR:HA	1.61	0.82
2:F:138:ILE:H	2:F:138:ILE:HD12	1.44	0.82
4:H:44:LEU:CG	4:H:70:VAL:H	1.92	0.82
2:N:82:LEU:HD12	2:N:83:GLY:H	1.44	0.82
1:K:195:VAL:HA	1:K:370:THR:HA	1.62	0.82
1:A:228:GLY:HA2	1:A:409:LEU:HD12	1.60	0.82
2:E:150:LEU:HD23	2:E:151:PRO:N	1.94	0.82
4:H:51:LEU:HD22	4:H:51:LEU:N	1.95	0.82
1:A:146:LYS:O	1:A:147:ILE:HD13	1.80	0.82
4:P:51:LEU:C	4:P:53:PRO:HD3	2.00	0.82
2:L:233:LEU:HD22	2:L:233:LEU:H	1.45	0.82
1:B:23:ARG:HD2	2:E:65:GLY:HA2	1.61	0.82
2:F:142:ASN:O	2:F:362:MET:HG3	1.80	0.82
2:E:381:GLN:NE2	2:E:451:LEU:HB3	1.93	0.82
4:P:44:LEU:CG	4:P:70:VAL:H	1.92	0.82
1:C:221:GLY:HA2	1:C:366:GLY:CA	2.08	0.82
4:P:30:GLN:NE2	4:P:62:LEU:HD21	1.94	0.82
2:M:367:GLY:HA3	2:M:376:LYS:HB2	1.62	0.82
3:O:53:LEU:HD22	3:O:136:ALA:HB2	1.61	0.81
1:I:515:ILE:HG13	1:I:559:PHE:HZ	1.44	0.81
2:L:155:GLY:HA3	2:L:158:LEU:HD13	1.61	0.81
2:D:151:PRO:O	2:D:152:ILE:HD13	1.80	0.81
2:E:135:ILE:HD11	2:E:166:GLN:NE2	1.94	0.81
3:G:142:ASN:O	3:G:146:ARG:HG3	1.79	0.81
1:A:150:PRO:CG	1:A:185:HIS:HB2	2.10	0.81
2:N:177:LEU:HB3	2:N:370:LYS:O	1.79	0.81
1:J:133:MET:H	1:J:149:VAL:CG1	1.84	0.81
1:K:94:ILE:HG23	1:K:98:THR:HG21	1.59	0.81

*Continued on next page...*

*Continued from previous page...*

Atom-1	Atom-2	Interatomic distance (Å)	Clash overlap (Å)
2:L:342:GLU:O	2:L:345:ARG:HG2	1.80	0.81
2:M:190:VAL:O	2:M:191:PHE:HB2	1.80	0.81
2:M:278:PRO:O	3:O:192:PHE:CZ	2.33	0.81
2:N:114:ILE:HG12	2:N:237:MET:HA	1.60	0.81
1:A:257:GLU:O	1:A:291:THR:HA	1.80	0.81
1:B:314:ARG:HG3	1:B:378:VAL:HG13	1.62	0.81
2:D:392:ILE:HD13	2:D:395:LEU:HD21	1.62	0.81
2:E:47:VAL:HG12	2:E:50:VAL:HG22	1.60	0.81
1:I:131:GLY:HA3	1:I:151:PRO:CA	2.09	0.81
2:E:106:ILE:HG13	2:E:107:THR:N	1.94	0.81
1:I:329:ARG:HG3	2:N:288:TYR:CE2	2.15	0.81
1:J:133:MET:HG2	1:J:134:VAL:H	1.45	0.81
1:J:327:THR:CG2	1:J:384:VAL:HG12	2.10	0.81
2:M:81:ARG:HA	2:M:113:PRO:HA	1.61	0.81
1:A:314:ARG:O	1:A:376:GLY:HA3	1.81	0.81
1:A:210:ARG:HH22	1:A:511:LYS:C	1.84	0.81
1:B:303:ILE:O	1:B:305:VAL:N	2.13	0.81
1:B:323:MET:HA	1:B:381:VAL:HG13	1.62	0.81
2:E:223:LYS:HB3	2:E:225:ASP:OD1	1.79	0.81
1:A:14:VAL:CG1	1:A:15:ILE:H	1.93	0.81
1:A:13:ALA:HB2	1:A:340:ARG:HE	1.43	0.81
2:F:260:MET:HE2	2:F:260:MET:HA	1.61	0.81
3:G:36:VAL:CG1	3:G:154:ILE:HD11	2.10	0.81
1:A:121:PRO:HB2	1:A:160:VAL:HG13	1.62	0.81
2:M:89:LEU:HB3	2:M:216:ARG:HA	1.62	0.81
1:B:7:GLN:HG3	2:D:52:GLU:OE1	1.81	0.81
2:D:85:SER:HB2	2:D:109:GLU:HG3	1.61	0.81
1:B:17:LYS:HB2	1:B:45:ASP:OD1	1.79	0.81
3:O:91:ALA:HA	3:O:104:LEU:CB	2.04	0.81
1:I:447:TYR:O	1:I:451:ARG:HG2	1.80	0.81
1:J:263:THR:O	1:J:266:LEU:HG	1.79	0.81
1:K:199:LEU:HD11	1:K:369:ILE:H	1.44	0.81
2:M:24:ALA:HB1	2:M:27:LEU:HD12	1.63	0.81
1:B:179:THR:HG22	1:B:180:GLU:N	1.94	0.81
2:F:228:THR:HA	2:F:231:ARG:HH11	1.44	0.81
2:F:355:LEU:HD22	2:F:355:LEU:H	1.45	0.81
1:A:156:ARG:NH1	1:A:156:ARG:HB3	1.95	0.81
4:P:52:LEU:CD1	4:P:58:ALA:HB2	2.10	0.81
1:C:402:ILE:HG22	2:F:197:THR:HG22	1.61	0.81
1:A:77:PRO:HG3	1:A:145:HIS:CE1	2.15	0.81
1:I:300:GLU:O	1:I:303:ILE:HG12	1.81	0.81

*Continued on next page...*

*Continued from previous page...*

Atom-1	Atom-2	Interatomic distance (Å)	Clash overlap (Å)
1:I:507:CYS:CA	1:I:511:LYS:HD3	2.10	0.81
1:J:209:MET:O	1:J:213:ASP:OD2	1.98	0.81
2:M:125:ARG:HG2	2:M:126:LYS:N	1.95	0.81
1:A:258:ARG:HH11	1:A:258:ARG:HG3	1.45	0.81
1:B:205:PHE:CD1	1:B:207:THR:HG22	2.14	0.81
1:C:230:PHE:CB	2:E:330:GLY:HA3	2.09	0.81
3:G:146:ARG:O	3:G:150:ILE:HG12	1.80	0.81
2:D:138:ILE:O	2:D:138:ILE:HG23	1.80	0.81
2:E:405:THR:HG22	2:E:406:GLU:H	1.44	0.81
4:P:12:GLY:CA	4:P:15:LEU:HG	2.10	0.81
1:J:257:GLU:CB	1:J:262:MET:HG2	2.10	0.81
1:J:6:ILE:HB	1:J:61:GLY:H	1.42	0.81
1:K:199:LEU:HD11	1:K:369:ILE:CB	2.09	0.81
1:K:205:PHE:HB2	1:K:220:MET:CE	2.11	0.81
1:K:41:ARG:HG3	2:N:13:TYR:HE1	1.44	0.81
2:M:79:VAL:O	2:M:81:ARG:HG3	1.81	0.81
2:F:229:ILE:HG23	2:F:230:GLU:HG3	1.63	0.81
2:L:189:VAL:HB	2:L:217:SER:OG	1.80	0.81
1:I:259:GLY:H	2:N:296:GLU:HG3	1.46	0.81
2:N:291:LEU:O	2:N:332:ILE:HD13	1.80	0.81
1:A:346:ALA:HB2	1:A:352:PRO:HD3	1.63	0.81
1:A:424:TRP:HD1	1:A:425:ASN:H	1.29	0.81
1:B:23:ARG:HH21	1:B:70:PRO:CD	1.93	0.81
1:B:6:ILE:CB	1:B:61:GLY:H	1.93	0.81
2:D:287:MET:O	2:D:291:LEU:HD13	1.80	0.81
2:L:111:ARG:NH1	2:L:111:ARG:HB3	1.96	0.81
1:K:211:ILE:HG13	1:K:215:LEU:HG	1.61	0.81
2:L:33:VAL:HG12	2:L:76:VAL:H	1.44	0.81
2:M:325:ILE:HB	2:M:326:PRO:HD3	1.63	0.81
2:M:324:PRO:HA	2:M:327:ASP:HB3	1.62	0.81
2:N:166:GLN:HE22	2:N:425:GLN:NE2	1.79	0.81
1:A:515:ILE:HG13	1:A:559:PHE:HZ	1.45	0.81
1:A:8:LYS:C	1:A:8:LYS:HD3	2.01	0.81
1:B:272:LEU:CD1	1:B:282:MET:N	2.43	0.81
2:E:135:ILE:HD13	2:E:425:GLN:NE2	1.96	0.81
3:G:87:GLU:CA	3:G:89:VAL:HG12	2.11	0.81
1:A:131:GLY:HA3	1:A:151:PRO:CA	2.07	0.81
2:L:434:GLU:HA	2:L:437:GLN:NE2	1.94	0.81
1:C:485:GLU:HB3	1:C:488:ARG:NE	1.96	0.81
2:M:175:PRO:HA	2:M:178:SER:OG	1.81	0.81
1:J:124:LYS:HD2	1:J:124:LYS:N	1.93	0.81

*Continued on next page...*



*Continued from previous page...*

Atom-1	Atom-2	Interatomic distance (Å)	Clash overlap (Å)
1:J:221:GLY:HA2	1:J:379:THR:CA	2.10	0.81
1:K:215:LEU:CD1	1:K:216:PHE:H	1.94	0.81
1:K:485:GLU:O	1:K:488:ARG:HG2	1.81	0.81
2:L:153:PHE:HD1	2:L:153:PHE:H	1.26	0.81
2:M:130:PHE:HZ	2:M:139:ASP:HB3	1.46	0.81
3:O:8:ARG:CD	3:O:9:MET:H	1.92	0.81
1:A:206:LEU:HA	1:A:213:ASP:OD2	1.81	0.81
1:B:119:TRP:CZ2	1:B:172:VAL:HB	2.14	0.81
1:B:215:LEU:HB2	1:B:216:PHE:CE2	2.15	0.81
2:D:11:ILE:HB	2:D:19:LEU:HD11	1.63	0.81
1:J:205:PHE:CD1	1:J:207:THR:HG22	2.16	0.81
2:L:70:THR:O	2:L:71:THR:HG23	1.80	0.81
1:K:230:PHE:CB	2:M:330:GLY:HA3	2.10	0.81
2:M:340:SER:HB2	2:M:353:ASP:OD1	1.80	0.81
1:I:83:ILE:HG21	2:N:121:PRO:HG2	1.62	0.81
2:N:173:VAL:HG23	2:N:175:PRO:HD3	1.63	0.81
1:A:225:ALA:HA	1:A:381:VAL:HG13	1.63	0.81
1:A:233:GLY:N	5:A:600:ADP:O5'	2.13	0.81
2:E:91:ARG:HB3	2:E:93:PHE:HE2	1.44	0.81
2:F:193:ALA:O	2:F:222:ASN:HB3	1.80	0.81
4:H:48:ASP:O	4:H:53:PRO:CG	2.29	0.81
2:D:189:VAL:HB	2:D:217:SER:OG	1.80	0.81
1:J:20:LEU:HD23	1:J:20:LEU:N	1.96	0.81
1:J:21:GLY:C	2:M:67:ASP:HB2	2.01	0.80
1:K:399:THR:O	1:K:403:VAL:HG13	1.80	0.80
1:B:234:LYS:CE	1:B:234:LYS:HA	2.10	0.80
1:B:290:ASN:ND2	1:B:294:MET:HG3	1.96	0.80
2:D:132:GLN:HB2	2:D:432:ILE:HB	1.63	0.80
1:C:293:ASN:ND2	2:E:118:PRO:HG3	1.96	0.80
2:F:94:ASN:HA	2:F:221:LEU:O	1.80	0.80
3:O:127:SER:HA	3:O:130:PHE:CE2	2.16	0.80
1:I:303:ILE:HG13	1:I:304:TYR:N	1.95	0.80
1:K:422:ILE:HD12	1:K:423:ASN:H	1.46	0.80
2:L:267:LEU:HD21	2:L:284:PRO:HD2	1.63	0.80
2:L:372:ARG:HH21	2:L:462:TYR:HD2	1.25	0.80
2:M:152:ILE:HD13	2:M:312:PRO:O	1.80	0.80
1:B:209:MET:O	1:B:213:ASP:OD2	1.99	0.80
1:B:253:VAL:CG1	1:B:324:ALA:HB2	2.11	0.80
1:B:272:LEU:CB	1:B:281:LEU:H	1.94	0.80
2:E:232:ILE:N	2:E:232:ILE:HD12	1.96	0.80
2:F:239:LEU:HD13	2:F:297:ARG:HD3	1.64	0.80

*Continued on next page...*

*Continued from previous page...*

Atom-1	Atom-2	Interatomic distance (Å)	Clash overlap (Å)
3:G:153:GLU:HG3	3:G:154:ILE:H	1.46	0.80
3:G:75:VAL:HG11	3:G:123:THR:HG22	1.64	0.80
3:G:185:GLN:HA	3:G:188:ARG:NH2	1.96	0.80
1:B:476:LEU:HB2	1:B:481:ARG:NH1	1.96	0.80
2:D:85:SER:CB	2:D:109:GLU:HG3	2.10	0.80
1:K:416:ARG:C	1:K:417:ARG:HD3	2.01	0.80
2:M:114:ILE:HD12	2:M:114:ILE:C	2.00	0.80
1:B:382:GLY:O	1:B:384:VAL:HG22	1.81	0.80
1:C:300:GLU:CG	1:C:334:LEU:HD12	2.12	0.80
2:D:96:ILE:HG12	2:D:230:GLU:HB3	1.62	0.80
4:H:96:LYS:CE	4:H:96:LYS:HA	2.02	0.80
1:B:410:ASP:HB2	1:B:423:ASN:CB	2.10	0.80
1:J:526:ALA:HA	1:J:574:PHE:HZ	1.47	0.80
3:O:19:ARG:O	3:O:23:LYS:HB2	1.80	0.80
1:J:3:GLN:O	1:J:19:MET:HG2	1.81	0.80
1:K:235:THR:HB	5:K:600:ADP:O3A	1.81	0.80
1:K:7:GLN:O	2:M:52:GLU:HG3	1.80	0.80
1:A:256:GLY:HA3	1:A:299:ARG:HD2	1.63	0.80
2:D:121:PRO:HA	2:D:124:ARG:CD	2.11	0.80
2:D:291:LEU:HD22	2:D:328:LEU:HD22	1.63	0.80
2:E:13:TYR:O	2:E:19:LEU:HB2	1.80	0.80
2:F:159:PRO:HD3	2:F:344:HIS:CG	2.17	0.80
1:C:205:PHE:HB2	1:C:220:MET:CE	2.08	0.80
1:C:220:MET:CA	1:C:379:THR:HG23	2.07	0.80
1:C:406:PHE:HZ	1:C:426:GLY:O	1.63	0.80
1:I:119:TRP:CD1	1:I:172:VAL:HB	2.17	0.80
1:C:536:ILE:HA	1:C:539:ILE:HD13	1.63	0.80
1:A:367:LYS:H	1:A:378:VAL:H	1.29	0.80
1:I:148:LEU:HD11	1:I:316:GLN:HG3	1.64	0.80
1:J:52:TYR:HB3	1:J:296:VAL:HB	1.64	0.80
1:J:452:ASP:O	1:J:455:SER:OG	1.99	0.80
1:I:355:ALA:HB1	2:L:231:ARG:NH2	1.96	0.80
2:M:144:LEU:HD11	2:M:148:GLN:H	1.45	0.80
2:M:189:VAL:HG13	2:M:254:LEU:O	1.80	0.80
2:N:114:ILE:HB	2:N:236:ARG:O	1.80	0.80
1:B:507:CYS:HB2	1:B:511:LYS:NZ	1.97	0.80
1:C:232:SER:O	1:C:234:LYS:HG3	1.79	0.80
2:D:233:LEU:N	2:D:233:LEU:HD22	1.96	0.80
2:E:144:LEU:HD11	2:E:148:GLN:H	1.47	0.80
2:E:118:PRO:HB3	2:E:296:GLU:O	1.80	0.80
1:C:215:LEU:HD12	1:C:216:PHE:H	1.44	0.80

*Continued on next page...*

*Continued from previous page...*

Atom-1	Atom-2	Interatomic distance (Å)	Clash overlap (Å)
3:G:64:LEU:HB2	3:G:122:TYR:CB	2.09	0.80
3:G:72:GLY:O	3:G:76:VAL:HG13	1.82	0.80
1:B:536:ILE:O	1:B:540:LEU:HG	1.81	0.80
1:I:367:LYS:HA	1:I:377:ALA:CA	2.12	0.80
1:J:221:GLY:O	1:J:365:ALA:HB1	1.81	0.80
1:K:417:ARG:HH22	2:M:453:ARG:NE	1.80	0.80
1:I:260:ASN:HB3	2:N:334:GLU:HG2	1.62	0.80
1:B:327:THR:O	1:B:330:TRP:HB3	1.81	0.80
2:E:98:LYS:HA	2:E:98:LYS:HE3	1.63	0.80
1:J:210:ARG:H	1:J:497:GLN:HE22	1.28	0.80
1:J:503:VAL:HG23	1:J:504:ASP:H	1.46	0.80
1:K:276:LYS:N	1:K:276:LYS:HE3	1.97	0.80
1:B:132:GLY:CA	1:B:149:VAL:O	2.29	0.80
1:B:72:ALA:CB	1:B:188:PRO:HA	2.12	0.80
2:E:260:MET:CE	2:E:312:PRO:HA	2.10	0.80
1:I:233:GLY:H	5:I:600:ADP:C5'	1.94	0.80
1:J:238:GLN:NE2	1:J:238:GLN:H	1.78	0.80
1:J:308:THR:O	1:J:311:GLU:HG3	1.81	0.80
1:K:210:ARG:NH2	1:K:496:GLN:C	2.36	0.80
1:K:6:ILE:HB	1:K:61:GLY:N	1.97	0.80
2:L:291:LEU:CD2	2:L:328:LEU:HD13	2.12	0.80
2:M:127:PRO:HB3	2:M:145:VAL:HB	1.64	0.80
2:N:260:MET:HE2	2:N:260:MET:HA	1.63	0.80
1:A:207:THR:CG2	1:A:209:MET:HG2	2.12	0.80
1:A:27:ILE:HG22	1:A:71:LEU:HA	1.62	0.80
1:B:227:PRO:CD	1:B:408:ARG:HA	2.12	0.80
2:D:19:LEU:HD23	2:D:35:ILE:HD13	1.61	0.80
2:E:127:PRO:HB3	2:E:145:VAL:HB	1.64	0.80
2:E:79:VAL:O	2:E:81:ARG:HG3	1.82	0.80
4:H:32:LEU:HB2	4:H:36:LEU:HD21	1.62	0.80
1:C:209:MET:O	1:C:213:ASP:HB2	1.82	0.80
4:P:32:LEU:HD23	4:P:32:LEU:H	1.47	0.80
2:E:244:TYR:O	2:E:248:GLU:HB2	1.81	0.80
2:E:24:ALA:HB1	2:E:27:LEU:HD12	1.64	0.80
2:D:111:ARG:HB3	2:D:111:ARG:NH1	1.96	0.80
4:P:7:PRO:HD3	4:P:23:ALA:C	2.03	0.80
1:I:330:TRP:HE1	1:I:334:LEU:HD13	1.47	0.80
1:J:322:LEU:HD12	1:J:323:MET:N	1.96	0.80
1:J:330:TRP:CE3	1:J:331:ALA:HA	2.17	0.80
1:K:504:ASP:OD1	1:K:552:ARG:HB2	1.82	0.80
1:A:344:MET:HE1	2:D:275:GLU:HA	1.62	0.80

*Continued on next page...*

*Continued from previous page...*

Atom-1	Atom-2	Interatomic distance (Å)	Clash overlap (Å)
2:D:312:PRO:O	2:D:313:ILE:HG12	1.82	0.80
2:E:355:LEU:CB	2:E:356:PRO:HD3	2.10	0.80
3:O:87:GLU:C	3:O:89:VAL:HG12	2.02	0.80
4:P:51:LEU:O	4:P:53:PRO:HD3	1.81	0.80
1:J:117:TRP:CE3	1:J:138:VAL:HG11	2.17	0.80
1:J:234:LYS:CA	1:J:234:LYS:HE3	2.09	0.80
2:L:353:ASP:CG	2:L:356:PRO:HB2	2.01	0.80
2:M:291:LEU:O	2:M:294:ILE:HB	1.82	0.80
1:A:211:ILE:N	1:A:211:ILE:HD12	1.97	0.80
1:A:210:ARG:CZ	1:A:512:ALA:HA	2.12	0.80
1:B:174:VAL:CG1	1:B:175:LEU:N	2.45	0.80
1:C:253:VAL:HG21	1:C:303:ILE:HA	1.62	0.80
1:I:172:VAL:HG22	1:I:182:LYS:HA	1.64	0.80
3:O:119:THR:CG2	3:O:123:THR:HG21	2.11	0.79
3:O:60:ALA:HB3	3:O:129:ALA:CB	2.10	0.79
3:O:83:VAL:O	3:O:85:PRO:HD3	1.82	0.79
1:J:17:LYS:HB2	1:J:45:ASP:OD1	1.80	0.79
1:J:182:LYS:H	1:J:182:LYS:HE3	1.47	0.79
5:K:600:ADP:H5'2	2:M:360:ARG:HH11	1.44	0.79
2:M:190:VAL:HG12	2:M:191:PHE:N	1.95	0.79
3:O:185:GLN:HA	3:O:188:ARG:NH2	1.97	0.79
1:B:27:ILE:HD12	1:B:67:THR:CG2	2.12	0.79
2:E:193:ALA:HB1	2:E:196:ILE:HG21	1.64	0.79
2:F:114:ILE:CG1	2:F:237:MET:HA	2.11	0.79
1:C:288:ILE:O	1:C:288:ILE:HG22	1.82	0.79
3:G:39:PHE:CD2	3:G:150:ILE:HG13	2.16	0.79
4:H:49:GLU:C	4:H:53:PRO:HG2	2.01	0.79
1:J:260:ASN:HD22	1:J:260:ASN:N	1.79	0.79
1:J:210:ARG:HH21	1:J:497:GLN:HG3	1.46	0.79
1:J:212:LEU:O	1:J:216:PHE:O	1.99	0.79
1:K:15:ILE:N	1:K:15:ILE:HD12	1.97	0.79
2:L:137:THR:HG22	2:L:425:GLN:OE1	1.82	0.79
2:M:359:SER:OG	2:M:362:MET:HB2	1.83	0.79
1:B:211:ILE:HD11	1:B:495:LEU:O	1.82	0.79
1:B:311:GLU:HG2	1:B:314:ARG:NH2	1.97	0.79
1:A:293:ASN:OD1	2:F:296:GLU:HG2	1.81	0.79
3:G:104:LEU:O	3:G:142:ASN:OD1	1.99	0.79
3:G:83:VAL:O	3:G:85:PRO:HD3	1.81	0.79
1:K:542:LEU:HB3	1:K:544:VAL:HG12	1.64	0.79
1:B:476:LEU:HB3	1:B:480:GLU:HB2	1.63	0.79
1:K:158:LYS:HB2	1:K:176:GLU:HA	1.63	0.79

*Continued on next page...*

*Continued from previous page...*

Atom-1	Atom-2	Interatomic distance (Å)	Clash overlap (Å)
4:H:7:PRO:HD3	4:H:23:ALA:C	2.03	0.79
3:O:60:ALA:HA	3:O:63:ALA:HB3	1.65	0.79
1:I:424:TRP:HD1	1:I:425:ASN:H	1.27	0.79
1:J:448:PRO:O	1:J:451:ARG:HG3	1.82	0.79
1:J:9:ILE:HD13	1:J:58:LEU:O	1.81	0.79
2:L:291:LEU:HD22	2:L:328:LEU:HD22	1.65	0.79
2:M:143:THR:HG22	2:M:144:LEU:H	1.45	0.79
1:C:257:GLU:O	1:C:292:SER:N	2.16	0.79
2:E:223:LYS:HB2	2:E:226:ASP:HB2	1.64	0.79
2:E:147:GLY:HA2	2:E:309:THR:OG1	1.82	0.79
3:G:68:GLN:OE1	3:G:122:TYR:HB2	1.83	0.79
3:G:130:PHE:CZ	4:H:15:LEU:HB2	2.17	0.79
1:B:552:ARG:CZ	1:B:553:TYR:HE1	1.95	0.79
1:A:542:LEU:HB2	1:A:545:LEU:HG	1.62	0.79
1:J:174:VAL:CG1	1:J:175:LEU:N	2.45	0.79
1:J:512:ALA:HA	1:J:515:ILE:HD12	1.62	0.79
1:K:199:LEU:CD1	1:K:369:ILE:N	2.45	0.79
2:M:223:LYS:HB3	2:M:225:ASP:OD1	1.83	0.79
2:N:268:ARG:NH1	2:N:269:GLU:HG2	1.98	0.79
1:A:490:ILE:O	1:A:495:LEU:HG	1.83	0.79
1:B:348:GLU:HB3	1:B:394:PRO:CG	2.11	0.79
2:D:17:PRO:HB2	2:D:58:GLN:NE2	1.96	0.79
2:E:421:PHE:N	2:E:421:PHE:HD2	1.80	0.79
1:A:9:ILE:HG23	2:F:50:VAL:HG23	1.65	0.79
3:O:89:VAL:HG21	3:O:104:LEU:HD13	1.65	0.79
3:O:135:GLU:O	3:O:138:ILE:HB	1.82	0.79
1:I:258:ARG:HH11	1:I:258:ARG:HG3	1.46	0.79
1:J:202:ASN:HD22	1:J:203:THR:N	1.79	0.79
1:J:324:ALA:O	1:J:383:ALA:HB3	1.81	0.79
2:M:90:GLY:H	2:M:217:SER:N	1.80	0.79
2:M:337:ILE:HD13	2:M:338:GLN:N	1.97	0.79
1:A:255:CYS:SG	1:A:330:TRP:HB2	2.22	0.79
1:B:324:ALA:O	1:B:383:ALA:HB3	1.81	0.79
2:D:153:PHE:HD1	2:D:153:PHE:H	1.28	0.79
1:A:24:MET:O	2:D:64:THR:HG23	1.82	0.79
2:F:148:GLN:NE2	2:F:361:LEU:HB2	1.97	0.79
1:I:156:ARG:NH1	1:I:156:ARG:HB3	1.96	0.79
1:B:87:ILE:HG13	1:B:88:GLN:N	1.97	0.79
1:B:526:ALA:HA	1:B:574:PHE:CZ	2.17	0.79
4:P:48:ASP:O	4:P:53:PRO:CG	2.30	0.79
1:J:205:PHE:HE1	1:J:207:THR:HA	1.45	0.79

*Continued on next page...*

*Continued from previous page...*

Atom-1	Atom-2	Interatomic distance (Å)	Clash overlap (Å)
1:J:221:GLY:O	1:J:366:GLY:N	2.14	0.79
1:K:130:ARG:HD2	1:K:154:ARG:HH12	1.48	0.79
2:L:353:ASP:HB2	2:L:354:PRO:HD2	1.63	0.79
2:M:138:ILE:HG22	2:M:139:ASP:N	1.96	0.79
1:I:258:ARG:CG	2:N:332:ILE:HA	2.12	0.79
1:B:238:GLN:HB2	1:B:323:MET:SD	2.23	0.79
1:C:41:ARG:HA	2:F:15:SER:CB	2.13	0.79
1:B:85:ASP:HB3	1:B:91:LEU:HD11	1.61	0.79
1:I:339:SER:HB2	2:N:276:GLU:HB3	1.65	0.79
1:C:22:ALA:O	2:F:67:ASP:HB3	1.81	0.79
3:O:81:LEU:O	3:O:84:PRO:HD3	1.82	0.79
4:P:1:MET:H2	4:P:42:TYR:HB3	1.45	0.79
1:J:121:PRO:HG3	1:J:162:PRO:HA	1.64	0.79
1:J:27:ILE:HD12	1:J:67:THR:CG2	2.13	0.79
1:J:449:GLU:O	1:J:453:ALA:HB2	1.83	0.79
2:M:260:MET:CE	2:M:312:PRO:HA	2.13	0.79
1:A:346:ALA:HB3	1:A:350:TYR:O	1.83	0.79
1:B:303:ILE:HG13	1:B:304:TYR:N	1.97	0.79
2:D:406:GLU:O	2:D:410:ARG:HG3	1.83	0.79
2:F:271:GLY:N	2:F:284:PRO:HG3	1.98	0.79
3:G:64:LEU:HD22	3:G:126:ALA:HB2	1.64	0.79
3:G:155:LYS:HA	4:H:96:LYS:HE2	1.64	0.79
4:H:12:GLY:CA	4:H:15:LEU:HG	2.12	0.79
1:B:420:PRO:CD	1:B:497:GLN:H	1.94	0.79
1:I:515:ILE:HA	1:I:518:MET:HG3	1.65	0.79
1:J:247:ALA:HB1	1:J:319:SER:O	1.83	0.79
1:K:210:ARG:HH22	1:K:496:GLN:C	1.86	0.79
2:L:292:ALA:O	2:L:294:ILE:N	2.16	0.79
2:N:133:THR:HG23	2:N:139:ASP:OD1	1.83	0.79
2:N:36:LYS:N	2:N:72:SER:O	2.15	0.79
2:N:371:THR:HG22	2:N:372:ARG:N	1.97	0.79
1:A:210:ARG:HH12	1:A:512:ALA:HA	1.48	0.79
1:A:354:LEU:O	1:A:358:LEU:HB2	1.82	0.79
1:B:81:ASN:HA	1:B:282:MET:HE3	1.64	0.79
2:D:114:ILE:HA	2:D:240:THR:HG21	1.63	0.79
2:F:291:LEU:O	2:F:332:ILE:HD13	1.83	0.79
2:D:201:LEU:HD22	2:D:223:LYS:HD2	1.61	0.79
2:M:23:ASN:H	2:M:25:LYS:HE2	1.47	0.79
2:D:244:TYR:HA	2:D:248:GLU:CG	2.13	0.79
1:K:168:VAL:HA	1:K:183:MET:SD	2.23	0.79
1:K:256:GLY:HA3	1:K:329:ARG:CB	2.12	0.79

*Continued on next page...*

*Continued from previous page...*

Atom-1	Atom-2	Interatomic distance (Å)	Clash overlap (Å)
2:M:125:ARG:HG2	2:M:126:LYS:H	1.47	0.79
2:N:33:VAL:HB	2:N:73:VAL:HG13	1.63	0.79
1:A:196:GLN:H	1:A:370:THR:HA	1.47	0.79
2:E:49:GLU:HB3	2:E:56:VAL:HG22	1.63	0.79
3:G:155:LYS:O	3:G:159:ARG:HG3	1.83	0.79
2:L:208:PHE:HB3	2:L:214:LEU:HB2	1.62	0.79
1:I:121:PRO:HB2	1:I:160:VAL:HG13	1.63	0.79
2:E:83:GLY:HA2	2:E:111:ARG:HA	1.62	0.79
1:J:307:VAL:HG13	1:J:308:THR:H	1.46	0.79
2:L:233:LEU:HD22	2:L:233:LEU:N	1.96	0.79
2:M:149:LYS:HG2	2:M:149:LYS:O	1.81	0.79
1:A:75:LEU:HD13	1:A:312:TYR:HB2	1.63	0.79
2:E:39:THR:HG23	2:E:41:ARG:H	1.46	0.79
2:F:14:ILE:CD1	2:F:19:LEU:HD13	2.13	0.79
1:A:522:PHE:HE1	1:A:542:LEU:HD12	1.45	0.79
3:O:66:LEU:HB2	3:O:122:TYR:CZ	2.19	0.78
4:P:12:GLY:HA2	4:P:15:LEU:CG	2.13	0.78
1:I:262:MET:O	1:I:266:LEU:HG	1.83	0.78
1:J:111:LEU:HA	1:J:115:LYS:HZ1	1.49	0.78
1:J:329:ARG:O	1:J:332:GLU:HB2	1.83	0.78
3:O:185:GLN:HB2	3:O:188:ARG:HH21	1.46	0.78
1:B:205:PHE:HB2	1:B:219:ALA:O	1.82	0.78
1:C:256:GLY:HA3	1:C:329:ARG:HB3	1.65	0.78
2:D:234:THR:HB	2:D:235:PRO:HD3	1.64	0.78
5:C:600:ADP:H5'2	2:E:360:ARG:HD3	1.62	0.78
1:C:130:ARG:HD2	1:C:154:ARG:HH12	1.47	0.78
3:G:130:PHE:CG	4:H:16:ALA:HB3	2.17	0.78
3:O:87:GLU:CA	3:O:89:VAL:HG12	2.11	0.78
1:J:87:ILE:HG13	1:J:88:GLN:N	1.96	0.78
2:M:118:PRO:HB3	2:M:296:GLU:O	1.83	0.78
1:K:260:ASN:CB	2:M:149:LYS:HE2	2.13	0.78
2:M:208:PHE:O	2:M:212:GLY:N	2.16	0.78
2:M:149:LYS:HZ2	2:M:333:THR:HA	1.47	0.78
1:B:32:GLU:HA	1:B:63:PRO:HG2	1.66	0.78
1:A:123:VAL:HG21	1:A:173:VAL:HG13	1.66	0.78
2:F:86:LYS:HB3	2:F:245:LEU:HD21	1.64	0.78
1:I:256:GLY:O	2:N:288:TYR:OH	2.02	0.78
1:I:291:THR:O	1:I:294:MET:HB2	1.83	0.78
2:M:150:LEU:HD23	2:M:151:PRO:CD	2.13	0.78
2:M:329:THR:HG22	2:M:333:THR:HG21	1.65	0.78
2:M:37:ASP:HB2	2:M:39:THR:CG2	2.13	0.78

*Continued on next page...*

*Continued from previous page...*

Atom-1	Atom-2	Interatomic distance (Å)	Clash overlap (Å)
2:E:125:ARG:HG2	2:E:126:LYS:N	1.99	0.78
2:E:158:LEU:HD12	2:E:159:PRO:HD2	1.65	0.78
2:E:202:SER:HA	2:E:205:ILE:CD1	2.13	0.78
1:C:314:ARG:HD3	1:C:378:VAL:CB	2.13	0.78
1:B:11:GLY:O	1:B:55:THR:HG21	1.84	0.78
1:B:205:PHE:CB	1:B:218:VAL:O	2.31	0.78
1:B:205:PHE:HE1	1:B:207:THR:HA	1.48	0.78
1:C:234:LYS:HE2	5:C:600:ADP:O2B	1.83	0.78
2:D:33:VAL:HG12	2:D:76:VAL:H	1.46	0.78
2:E:339:LEU:O	2:E:343:LEU:HD23	1.81	0.78
3:G:179:ILE:HG22	3:G:183:LEU:HD11	1.66	0.78
3:G:66:LEU:HB2	3:G:122:TYR:CZ	2.19	0.78
1:A:156:ARG:HB3	1:A:156:ARG:HH11	1.49	0.78
1:B:113:ARG:O	1:B:167:THR:HG21	1.83	0.78
1:I:123:VAL:HG21	1:I:173:VAL:HG13	1.65	0.78
3:O:146:ARG:O	3:O:150:ILE:HG12	1.83	0.78
3:O:153:GLU:HG3	3:O:154:ILE:H	1.45	0.78
1:J:299:ARG:N	1:J:299:ARG:HD3	1.98	0.78
1:J:6:ILE:CG2	1:J:61:GLY:H	1.97	0.78
1:K:24:MET:HG3	1:K:25:TYR:CD1	2.18	0.78
2:M:135:ILE:HD13	2:M:425:GLN:HE21	1.47	0.78
2:M:322:THR:HG21	3:O:177:ARG:HH22	1.46	0.78
1:B:133:MET:HG2	1:B:134:VAL:H	1.47	0.78
1:C:32:GLU:HG3	1:C:62:GLU:HG2	1.65	0.78
2:D:153:PHE:HB2	2:D:338:GLN:HB2	1.66	0.78
2:D:49:GLU:O	2:D:55:ALA:HA	1.83	0.78
2:F:163:ILE:HD11	2:F:351:PRO:CD	2.14	0.78
2:F:354:PRO:HB2	2:F:357:SER:HB2	1.65	0.78
1:I:417:ARG:HE	2:N:384:SER:CB	1.90	0.78
1:K:345:PRO:O	3:O:193:ARG:NH1	2.15	0.78
1:I:542:LEU:HB2	1:I:545:LEU:HG	1.66	0.78
2:F:188:ALA:O	2:F:253:VAL:HG13	1.82	0.78
4:P:84:HIS:HA	4:P:87:GLU:HB2	1.66	0.78
1:J:116:LYS:HE3	1:J:167:THR:HG23	1.64	0.78
1:J:253:VAL:O	1:J:253:VAL:CG2	2.31	0.78
1:J:327:THR:O	1:J:330:TRP:HB3	1.84	0.78
2:N:94:ASN:HA	2:N:221:LEU:O	1.83	0.78
1:A:234:LYS:NZ	1:A:234:LYS:HB3	1.99	0.78
1:A:233:GLY:H	5:A:600:ADP:C5'	1.95	0.78
2:F:267:LEU:HD21	2:F:287:MET:HG3	1.65	0.78
1:A:270:PRO:O	1:A:280:PRO:HB3	1.82	0.78

*Continued on next page...*



*Continued from previous page...*

Atom-1	Atom-2	Interatomic distance (Å)	Clash overlap (Å)
1:C:209:MET:HB3	1:C:212:LEU:HB3	1.66	0.78
1:A:172:VAL:HG22	1:A:182:LYS:HA	1.65	0.78
2:F:125:ARG:NH1	2:F:300:VAL:HG11	1.99	0.78
1:B:85:ASP:OD2	1:B:89:ARG:HB2	1.83	0.78
4:P:1:MET:HB3	4:P:18:LEU:CD1	2.10	0.78
1:I:231:GLY:HA2	2:N:360:ARG:HH21	1.48	0.78
1:J:235:THR:O	1:J:239:GLN:HG3	1.83	0.78
2:M:277:ILE:O	2:M:277:ILE:HG23	1.83	0.78
1:B:305:VAL:HG12	1:B:306:GLY:N	1.98	0.78
1:B:314:ARG:HG3	1:B:378:VAL:CG1	2.14	0.78
1:B:350:TYR:HD1	1:B:394:PRO:HG2	1.49	0.78
1:C:30:VAL:HG13	1:C:64:VAL:CG2	2.02	0.78
1:C:23:ARG:CB	1:C:68:GLY:HA2	2.14	0.78
2:E:325:ILE:HB	2:E:326:PRO:HD3	1.64	0.78
1:C:399:THR:O	1:C:403:VAL:HG13	1.84	0.78
2:D:353:ASP:HB2	2:D:354:PRO:HD2	1.64	0.78
1:J:536:ILE:O	1:J:540:LEU:HG	1.84	0.78
2:N:92:ARG:HB2	2:N:101:ASP:HB3	1.64	0.78
1:I:257:GLU:O	1:I:291:THR:HA	1.84	0.78
1:I:255:CYS:SG	1:I:330:TRP:HB2	2.23	0.78
1:J:21:GLY:HA2	2:M:69:ALA:H	1.47	0.78
2:M:36:LYS:HA	2:M:41:ARG:O	1.83	0.78
2:N:136:SER:H	2:N:430:ARG:HD3	1.48	0.78
1:B:189:VAL:CA	1:B:308:THR:HG21	2.13	0.78
1:B:322:LEU:HD12	1:B:323:MET:N	1.98	0.78
1:B:439:TYR:O	1:B:443:VAL:HG23	1.84	0.78
2:D:147:GLY:HA2	2:D:308:VAL:O	1.83	0.78
1:J:158:LYS:HB2	1:J:176:GLU:CG	2.06	0.78
2:N:167:ILE:HG22	2:N:171:ALA:HB2	1.65	0.78
2:E:23:ASN:H	2:E:25:LYS:HE2	1.49	0.78
3:O:71:ASP:O	3:O:75:VAL:CG2	2.32	0.78
1:I:8:LYS:O	1:I:14:VAL:HG13	1.82	0.78
1:J:119:TRP:CZ2	1:J:172:VAL:HB	2.19	0.78
1:K:209:MET:HB3	1:K:212:LEU:HB3	1.64	0.78
2:M:149:LYS:HE3	2:M:334:GLU:HG3	1.66	0.78
2:N:34:ASP:HA	2:N:43:ARG:O	1.84	0.78
1:C:330:TRP:O	1:C:333:ALA:HB3	1.84	0.78
3:O:18:LEU:H	3:O:18:LEU:HD13	1.49	0.78
1:J:323:MET:HA	1:J:381:VAL:HG13	1.66	0.78
1:J:370:THR:HG23	1:J:374:GLU:O	1.84	0.78
1:A:27:ILE:H	1:A:71:LEU:HD23	1.48	0.78

*Continued on next page...*

*Continued from previous page...*

Atom-1	Atom-2	Interatomic distance (Å)	Clash overlap (Å)
1:B:308:THR:O	1:B:311:GLU:HG3	1.84	0.78
1:B:436:ASP:O	1:B:439:TYR:HB2	1.84	0.78
1:B:75:LEU:O	1:B:184:TYR:HB2	1.83	0.78
2:D:447:PRO:HD2	2:D:450:GLU:OE2	1.84	0.78
2:D:381:GLN:CD	2:D:453:ARG:HB2	2.04	0.78
2:D:88:MET:CG	2:D:91:ARG:HG3	2.14	0.78
2:F:31:ALA:HB3	2:F:47:VAL:HG21	1.65	0.78
1:C:210:ARG:NH2	1:C:496:GLN:O	2.17	0.78
1:A:262:MET:O	1:A:266:LEU:HG	1.82	0.78
2:F:413:GLN:HA	2:F:413:GLN:NE2	1.97	0.78
3:O:67:ALA:HB3	3:O:122:TYR:HE2	1.46	0.77
1:K:204:PRO:CA	1:K:435:LEU:HD22	2.14	0.77
1:K:204:PRO:C	1:K:220:MET:HE3	2.03	0.77
2:L:258:THR:C	2:L:260:MET:HE1	2.05	0.77
2:L:132:GLN:HB2	2:L:432:ILE:HB	1.65	0.77
2:M:421:PHE:HD2	2:M:421:PHE:N	1.80	0.77
2:N:133:THR:HG21	2:N:138:ILE:CG2	2.14	0.77
2:N:34:ASP:O	2:N:73:VAL:HA	1.83	0.77
1:A:355:ALA:HB1	2:D:231:ARG:HH22	1.47	0.77
1:B:187:TRP:CZ2	1:B:191:ARG:HG2	2.19	0.77
1:B:327:THR:O	1:B:330:TRP:CB	2.32	0.77
2:E:127:PRO:HG2	2:E:361:LEU:HD11	1.66	0.77
2:F:458:HIS:O	2:F:461:LYS:HB2	1.84	0.77
1:B:503:VAL:HG23	1:B:504:ASP:H	1.48	0.77
1:A:367:LYS:HA	1:A:377:ALA:CA	2.14	0.77
1:J:507:CYS:SG	1:J:511:LYS:HD3	2.25	0.77
1:J:187:TRP:CZ2	1:J:191:ARG:HG2	2.19	0.77
1:J:272:LEU:HB3	1:J:281:LEU:HB3	1.65	0.77
1:J:303:ILE:CG1	1:J:304:TYR:H	1.98	0.77
1:J:454:ILE:HG22	1:J:457:LEU:HD21	1.65	0.77
2:M:254:LEU:HD23	2:M:256:ILE:HD11	1.64	0.77
2:N:335:GLY:HA3	2:N:359:SER:HA	1.65	0.77
2:E:189:VAL:HG13	2:E:254:LEU:O	1.84	0.77
4:H:29:ALA:O	4:H:33:LEU:HG	1.84	0.77
1:A:243:LYS:HA	1:A:281:LEU:CD2	2.09	0.77
1:B:420:PRO:HD2	1:B:497:GLN:N	1.97	0.77
1:I:522:PHE:CE1	1:I:545:LEU:HD21	2.19	0.77
2:N:86:LYS:HB3	2:N:245:LEU:HD21	1.66	0.77
2:D:84:VAL:HG12	2:D:110:LYS:O	1.84	0.77
2:F:177:LEU:HB3	2:F:370:LYS:O	1.84	0.77
1:J:552:ARG:CZ	1:J:553:TYR:HE1	1.97	0.77

*Continued on next page...*

*Continued from previous page...*

Atom-1	Atom-2	Interatomic distance (Å)	Clash overlap (Å)
4:P:95:ARG:HD2	4:P:95:ARG:O	1.83	0.77
1:I:91:LEU:HD23	1:I:94:ILE:HB	1.66	0.77
1:K:41:ARG:HG3	2:N:13:TYR:CE1	2.18	0.77
1:K:487:GLY:HA2	1:K:490:ILE:CG1	2.13	0.77
4:H:44:LEU:CD1	4:H:70:VAL:H	1.97	0.77
3:G:53:LEU:HD22	3:G:136:ALA:HB2	1.65	0.77
2:E:82:LEU:HD12	2:E:111:ARG:HH12	1.47	0.77
1:I:477:GLN:HG2	1:I:478:ASP:H	1.48	0.77
1:J:85:ASP:CB	1:J:91:LEU:HD11	2.14	0.77
2:M:16:GLY:N	2:M:17:PRO:HD2	2.00	0.77
1:B:6:ILE:HD12	1:B:62:GLU:HB2	1.66	0.77
2:E:218:VAL:O	2:E:219:LEU:HD23	1.85	0.77
2:E:80:ALA:HB1	2:E:114:ILE:HG13	1.64	0.77
2:F:337:ILE:HD12	2:F:338:GLN:N	2.00	0.77
1:C:369:ILE:HA	1:C:375:GLU:HA	1.64	0.77
1:C:518:MET:CE	1:C:548:ILE:HD13	2.15	0.77
1:C:467:ILE:HG23	1:C:470:LEU:HD22	1.66	0.77
1:I:346:ALA:HB3	1:I:350:TYR:O	1.83	0.77
1:I:506:TYR:O	1:I:511:LYS:NZ	2.18	0.77
1:J:354:LEU:O	1:J:358:LEU:CD2	2.30	0.77
1:J:85:ASP:OD2	1:J:89:ARG:HB2	1.84	0.77
1:K:257:GLU:O	1:K:292:SER:N	2.18	0.77
2:N:425:GLN:HB3	2:N:430:ARG:HH11	1.44	0.77
1:A:328:SER:HB2	1:A:385:SER:HB2	1.66	0.77
1:B:32:GLU:HA	1:B:63:PRO:CG	2.15	0.77
2:E:123:ALA:O	2:E:301:VAL:HG13	1.84	0.77
2:D:277:ILE:HG12	3:G:194:LEU:CD2	2.14	0.77
1:C:144:THR:HB	1:C:318:PHE:HZ	1.48	0.77
1:C:195:VAL:HA	1:C:370:THR:HA	1.66	0.77
1:A:91:LEU:HD23	1:A:94:ILE:HB	1.65	0.77
2:D:8:TYR:O	2:D:72:SER:HA	1.84	0.77
1:I:42:LEU:HB3	2:L:68:LEU:CD2	2.15	0.77
2:M:149:LYS:NZ	2:M:333:THR:HA	1.99	0.77
2:N:268:ARG:HA	2:N:284:PRO:HD3	1.67	0.77
1:C:24:MET:HG3	1:C:25:TYR:HD1	1.46	0.77
2:F:334:GLU:O	2:F:360:ARG:HB2	1.83	0.77
2:N:443:LEU:HD22	2:N:451:LEU:HD21	1.66	0.77
1:B:90:PRO:HB2	1:B:93:ARG:HG2	1.67	0.77
1:K:476:LEU:HB3	1:K:480:GLU:CB	2.14	0.77
1:J:256:GLY:CA	1:J:292:SER:HA	2.14	0.77
1:J:32:GLU:HA	1:J:63:PRO:CG	2.14	0.77

*Continued on next page...*

*Continued from previous page...*

Atom-1	Atom-2	Interatomic distance (Å)	Clash overlap (Å)
1:J:439:TYR:O	1:J:443:VAL:HG23	1.83	0.77
2:L:378:VAL:HA	2:L:454:ILE:HD11	1.66	0.77
2:L:381:GLN:CD	2:L:453:ARG:HB2	2.04	0.77
1:B:235:THR:HA	1:B:238:GLN:OE1	1.83	0.77
1:B:23:ARG:HH21	1:B:70:PRO:HD3	1.48	0.77
1:B:354:LEU:C	1:B:356:ALA:N	2.38	0.77
2:D:329:THR:C	2:D:331:TYR:H	1.88	0.77
1:A:42:LEU:HB3	2:D:68:LEU:CD2	2.15	0.77
2:E:135:ILE:CG2	2:E:138:ILE:HD13	2.14	0.77
2:E:187:PHE:O	2:E:189:VAL:HG23	1.84	0.77
2:E:193:ALA:HB1	2:E:196:ILE:CG2	2.15	0.77
2:E:238:ALA:O	2:E:241:VAL:HB	1.84	0.77
2:F:135:ILE:HG22	2:F:136:SER:N	1.99	0.77
1:C:215:LEU:CD1	1:C:216:PHE:H	1.98	0.77
3:G:105:LYS:HG3	3:G:142:ASN:HD21	1.49	0.77
2:L:197:THR:HG22	2:L:199:ARG:N	1.97	0.77
1:K:536:ILE:HA	1:K:539:ILE:HD13	1.66	0.77
1:C:542:LEU:HB3	1:C:544:VAL:HG12	1.65	0.77
1:J:348:GLU:HB3	1:J:394:PRO:CG	2.13	0.77
2:L:447:PRO:HD2	2:L:450:GLU:OE2	1.84	0.77
2:M:149:LYS:HD3	2:M:334:GLU:OE2	1.85	0.77
2:N:31:ALA:HB3	2:N:47:VAL:HG21	1.65	0.77
1:A:228:GLY:CA	1:A:409:LEU:HD12	2.13	0.77
1:B:265:VAL:HB	1:B:266:LEU:HD23	1.67	0.77
1:C:3:GLN:HE22	1:C:65:VAL:HG12	1.49	0.77
3:G:50:ARG:HH21	3:G:140:VAL:CG1	1.96	0.77
3:G:64:LEU:HD22	3:G:126:ALA:CB	2.15	0.77
2:D:197:THR:HG22	2:D:199:ARG:N	2.00	0.77
3:O:58:LYS:HB2	4:P:78:LYS:NZ	2.00	0.77
3:G:202:GLU:O	3:G:206:ALA:N	2.18	0.77
2:M:150:LEU:HD23	2:M:151:PRO:N	1.99	0.77
2:N:148:GLN:NE2	2:N:361:LEU:HB2	1.99	0.77
1:A:350:TYR:HB3	1:A:351:PRO:HD2	1.66	0.77
1:B:75:LEU:N	1:B:185:HIS:O	2.17	0.77
2:E:138:ILE:HG22	2:E:139:ASP:N	1.99	0.77
2:E:260:MET:HB2	2:E:314:LEU:HD23	1.67	0.77
2:E:329:THR:HG22	2:E:333:THR:HG21	1.67	0.77
2:F:222:ASN:HD22	2:F:230:GLU:HB2	1.48	0.77
1:C:206:LEU:HA	1:C:213:ASP:OD2	1.85	0.77
1:J:442:ASN:HD22	1:J:442:ASN:N	1.81	0.77
2:L:114:ILE:HA	2:L:240:THR:HG21	1.66	0.77

*Continued on next page...*

*Continued from previous page...*

Atom-1	Atom-2	Interatomic distance (Å)	Clash overlap (Å)
4:P:93:LEU:HA	4:P:97:THR:OG1	1.85	0.77
1:I:235:THR:HG21	1:I:261:GLU:HG2	1.66	0.77
1:K:204:PRO:O	1:K:220:MET:HE3	1.84	0.77
1:K:236:VAL:N	5:K:600:ADP:O1A	2.18	0.77
1:A:42:LEU:HB3	2:D:68:LEU:HD21	1.65	0.77
2:E:338:GLN:C	2:E:339:LEU:HD23	2.05	0.77
1:C:8:LYS:HA	2:E:51:SER:HA	1.67	0.77
2:F:268:ARG:NH1	2:F:269:GLU:HG2	2.00	0.77
2:F:443:LEU:HD22	2:F:451:LEU:HD21	1.67	0.77
3:G:106:ALA:HB3	3:G:138:ILE:HD11	1.66	0.77
1:I:346:ALA:HA	2:L:272:ALA:HB1	1.66	0.76
1:I:413:LEU:HD23	1:I:421:ALA:C	2.06	0.76
1:J:119:TRP:CZ3	1:J:121:PRO:HA	2.21	0.76
1:J:23:ARG:HH21	1:J:70:PRO:CD	1.98	0.76
1:J:272:LEU:CD1	1:J:282:MET:N	2.47	0.76
1:K:72:ALA:HA	1:K:188:PRO:HA	1.67	0.76
1:K:275:PRO:C	1:K:276:LYS:HE3	2.05	0.76
1:K:42:LEU:HD13	2:N:68:LEU:HD21	1.67	0.76
2:M:123:ALA:O	2:M:301:VAL:HG13	1.85	0.76
2:M:261:THR:OG1	2:M:314:LEU:HD13	1.85	0.76
1:A:477:GLN:HG2	1:A:478:ASP:H	1.50	0.76
1:C:250:VAL:O	1:C:285:THR:HG23	1.85	0.76
2:D:316:MET:N	2:D:316:MET:SD	2.56	0.76
2:E:196:ILE:O	2:E:224:ALA:HB2	1.84	0.76
2:F:95:GLY:O	2:F:234:THR:OG1	2.02	0.76
3:G:112:ALA:O	3:G:113:LEU:HG	1.85	0.76
1:J:303:ILE:HG13	1:J:304:TYR:N	2.00	0.76
2:L:323:HIS:O	2:L:326:PRO:HG2	1.84	0.76
2:N:14:ILE:CD1	2:N:19:LEU:HD13	2.15	0.76
3:O:164:LEU:HA	3:O:168:VAL:HB	1.67	0.76
1:B:202:ASN:ND2	1:B:203:THR:H	1.83	0.76
2:E:284:PRO:HB3	2:E:286:TYR:CE1	2.20	0.76
2:F:167:ILE:HG22	2:F:171:ALA:HB2	1.67	0.76
4:H:33:LEU:HA	4:H:36:LEU:HD11	1.64	0.76
2:D:92:ARG:CB	2:D:101:ASP:HB3	2.13	0.76
1:B:210:ARG:H	1:B:497:GLN:HE22	1.30	0.76
2:D:198:GLN:HA	2:D:201:LEU:CD2	2.15	0.76
1:I:564:GLU:O	1:I:567:MET:HG3	1.85	0.76
1:J:211:ILE:HD11	1:J:495:LEU:O	1.86	0.76
1:J:32:GLU:HA	1:J:63:PRO:HG2	1.67	0.76
2:L:17:PRO:HB3	2:L:62:GLU:O	1.86	0.76

*Continued on next page...*

*Continued from previous page...*

Atom-1	Atom-2	Interatomic distance (Å)	Clash overlap (Å)
2:M:147:GLY:HA2	2:M:309:THR:OG1	1.85	0.76
1:A:473:PRO:HA	1:A:476:LEU:CG	2.16	0.76
1:B:299:ARG:N	1:B:299:ARG:HD3	2.00	0.76
1:B:461:GLU:O	1:B:465:GLN:HG2	1.84	0.76
2:D:284:PRO:O	2:D:287:MET:SD	2.44	0.76
2:E:220:PHE:N	2:E:220:PHE:HD2	1.83	0.76
2:F:195:GLY:N	2:F:222:ASN:OD1	2.18	0.76
2:F:372:ARG:HD3	2:F:436:LEU:CD1	2.14	0.76
1:C:471:VAL:HB	3:G:159:ARG:NH2	2.00	0.76
4:P:29:ALA:HA	4:P:32:LEU:HD21	1.67	0.76
4:P:32:LEU:HD23	4:P:32:LEU:N	2.00	0.76
1:B:210:ARG:HE	1:B:497:GLN:HB2	1.50	0.76
1:I:350:TYR:HB3	1:I:351:PRO:HD2	1.66	0.76
2:M:223:LYS:HB2	2:M:226:ASP:HB2	1.66	0.76
1:B:4:GLY:HA3	1:B:19:MET:SD	2.25	0.76
2:D:155:GLY:HA3	2:D:158:LEU:HD13	1.66	0.76
2:D:378:VAL:HA	2:D:454:ILE:HD11	1.68	0.76
1:J:151:PRO:O	1:J:153:VAL:HG23	1.86	0.76
1:K:262:MET:HG2	1:K:266:LEU:CG	2.15	0.76
1:C:299:ARG:HB2	1:C:299:ARG:HH11	1.50	0.76
2:E:121:PRO:HA	2:E:124:ARG:HD2	1.68	0.76
2:F:228:THR:HG22	2:F:266:ALA:HB2	1.67	0.76
4:H:10:ALA:HA	4:H:13:PHE:HD2	1.51	0.76
1:J:264:ASP:HB3	2:L:126:LYS:HE3	1.65	0.76
1:A:367:LYS:HA	1:A:377:ALA:CB	2.13	0.76
3:O:67:ALA:CB	3:O:122:TYR:HE2	1.99	0.76
1:I:211:ILE:O	1:I:216:PHE:HB2	1.84	0.76
1:I:312:TYR:O	1:I:316:GLN:NE2	2.18	0.76
2:L:143:THR:HG22	2:L:144:LEU:H	1.50	0.76
2:M:324:PRO:HB3	2:M:328:LEU:HD21	1.67	0.76
2:E:135:ILE:HD13	2:E:425:GLN:HE21	1.50	0.76
2:E:36:LYS:HA	2:E:41:ARG:O	1.86	0.76
1:A:101:TYR:OH	2:F:243:GLU:HB3	1.86	0.76
2:F:36:LYS:N	2:F:72:SER:O	2.18	0.76
4:P:44:LEU:CD1	4:P:70:VAL:H	1.97	0.76
3:G:83:VAL:HG13	3:G:110:ASP:HB2	1.66	0.76
2:L:92:ARG:CB	2:L:101:ASP:HB3	2.15	0.76
2:F:197:THR:HG23	2:F:200:GLU:CD	2.05	0.76
2:E:367:GLY:HA3	2:E:376:LYS:HB2	1.67	0.76
1:I:454:ILE:CD1	1:I:458:LEU:HD21	2.15	0.76
1:J:230:PHE:HB2	1:J:387:PRO:CA	2.14	0.76

*Continued on next page...*

*Continued from previous page...*

Atom-1	Atom-2	Interatomic distance (Å)	Clash overlap (Å)
1:K:13:ALA:HA	1:K:50:GLN:NE2	1.94	0.76
1:K:215:LEU:HD13	1:K:216:PHE:CD2	2.21	0.76
1:K:467:ILE:HG23	1:K:470:LEU:HD22	1.68	0.76
2:L:133:THR:HA	2:L:171:ALA:HA	1.66	0.76
2:N:239:LEU:HD13	2:N:297:ARG:HD3	1.66	0.76
1:A:195:VAL:HB	1:A:370:THR:CG2	2.16	0.76
1:B:76:GLY:CA	1:B:184:TYR:HA	2.16	0.76
2:D:150:LEU:HD12	2:D:151:PRO:CD	2.14	0.76
2:E:264:CYS:HA	2:E:267:LEU:HG	1.67	0.76
1:C:230:PHE:HB2	2:E:336:GLN:HE22	1.50	0.76
2:F:414:PHE:O	2:F:417:ALA:HB3	1.85	0.76
1:B:111:LEU:HD12	1:B:111:LEU:N	2.00	0.76
1:K:345:PRO:HB2	3:O:193:ARG:HH22	1.50	0.76
2:M:256:ILE:HG12	2:M:311:ILE:HG12	1.66	0.76
2:N:193:ALA:HB3	2:N:222:ASN:H	1.50	0.76
1:B:227:PRO:HD3	1:B:406:PHE:HE1	1.51	0.76
2:E:328:LEU:O	2:E:332:ILE:HG12	1.85	0.76
1:C:418:HIS:HA	1:C:496:GLN:NE2	2.01	0.76
4:H:6:ASP:O	4:H:10:ALA:CB	2.34	0.76
4:P:96:LYS:HA	4:P:96:LYS:CE	2.02	0.76
1:I:195:VAL:HB	1:I:370:THR:CG2	2.16	0.76
2:N:136:SER:O	2:N:140:VAL:HG22	1.85	0.76
1:I:258:ARG:CZ	2:N:331:TYR:CB	2.62	0.76
2:D:195:GLY:HA2	2:D:224:ALA:N	2.01	0.76
2:E:343:LEU:CD2	2:E:343:LEU:N	2.49	0.76
2:E:37:ASP:HA	2:E:71:THR:HG23	1.68	0.76
1:I:270:PRO:HA	1:I:282:MET:HG3	1.67	0.76
1:C:130:ARG:HD2	1:C:154:ARG:NH1	2.01	0.76
2:N:386:TYR:HA	2:N:414:PHE:HZ	1.49	0.76
2:N:86:LYS:HB3	2:N:245:LEU:CD2	2.16	0.76
1:C:401:ARG:HD3	2:F:261:THR:HB	1.66	0.76
1:I:74:GLU:HB2	1:I:111:LEU:HD11	1.65	0.76
1:J:327:THR:O	1:J:330:TRP:CB	2.34	0.76
1:K:3:GLN:HE22	1:K:65:VAL:HG12	1.50	0.76
2:N:215:SER:O	2:N:216:ARG:HG2	1.86	0.76
2:N:372:ARG:HD3	2:N:436:LEU:CD1	2.15	0.76
1:B:229:PRO:HG2	1:B:232:SER:OG	1.85	0.76
1:B:303:ILE:CG1	1:B:304:TYR:H	1.98	0.76
2:D:142:ASN:ND2	2:D:358:LEU:HD12	2.01	0.76
3:G:62:ALA:HA	3:G:65:LEU:CD1	2.16	0.76
2:M:355:LEU:CB	2:M:356:PRO:HD3	2.15	0.76

*Continued on next page...*

*Continued from previous page...*

Atom-1	Atom-2	Interatomic distance (Å)	Clash overlap (Å)
2:M:23:ASN:N	2:M:25:LYS:HE2	2.00	0.76
3:G:19:ARG:O	3:G:23:LYS:HB2	1.86	0.76
4:H:84:HIS:HA	4:H:87:GLU:HB2	1.68	0.76
1:J:313:PHE:HA	1:J:316:GLN:CD	2.06	0.75
1:J:394:PRO:HA	1:J:397:GLN:OE1	1.86	0.75
1:J:447:TYR:HA	1:J:513:TYR:CE1	2.21	0.75
1:K:209:MET:O	1:K:213:ASP:HB2	1.86	0.75
2:L:31:ALA:CB	2:L:78:ASP:HA	2.16	0.75
2:M:187:PHE:O	2:M:189:VAL:HG23	1.86	0.75
3:O:188:ARG:HG3	3:O:192:PHE:HE2	1.49	0.75
2:E:43:ARG:NH2	2:E:62:GLU:O	2.19	0.75
1:A:540:LEU:HD22	1:A:541:GLN:NE2	2.00	0.75
1:I:210:ARG:CZ	1:I:512:ALA:HA	2.16	0.75
2:L:121:PRO:HA	2:L:124:ARG:HD2	1.68	0.75
2:L:153:PHE:HB2	2:L:338:GLN:HB2	1.68	0.75
2:M:202:SER:HA	2:M:205:ILE:HD11	1.66	0.75
1:A:410:ASP:HB3	1:A:413:LEU:HD13	1.69	0.75
1:A:22:ALA:O	1:A:42:LEU:HD21	1.86	0.75
1:A:95:ARG:HD3	1:A:95:ARG:O	1.86	0.75
2:D:257:LEU:HD12	2:D:312:PRO:HA	1.68	0.75
2:D:375:HIS:HD2	2:D:378:VAL:HG12	1.47	0.75
2:L:192:ALA:HA	2:L:220:PHE:O	1.85	0.75
2:F:92:ARG:HB2	2:F:101:ASP:HB3	1.66	0.75
1:A:74:GLU:HB2	1:A:111:LEU:HD11	1.69	0.75
1:I:490:ILE:O	1:I:495:LEU:HG	1.84	0.75
1:J:210:ARG:HE	1:J:497:GLN:HB2	1.52	0.75
1:J:310:ALA:HB1	1:J:320:VAL:HG11	1.66	0.75
1:J:358:LEU:CD2	1:J:358:LEU:H	1.98	0.75
1:K:151:PRO:HB2	1:K:194:PRO:HG2	1.69	0.75
1:C:29:LYS:HE3	1:C:65:VAL:CG2	2.14	0.75
2:E:298:ALA:HB2	2:E:310:GLN:NE2	2.00	0.75
2:F:150:LEU:H	2:F:311:ILE:HG12	1.52	0.75
1:I:274:ASP:OD2	1:I:281:LEU:HD12	1.87	0.75
3:G:75:VAL:HG11	3:G:123:THR:CG2	2.17	0.75
2:N:386:TYR:HE1	2:N:418:PHE:HB3	1.50	0.75
1:J:547:ARG:HG3	1:J:562:TYR:OH	1.86	0.75
2:F:176:ASP:OD2	2:F:177:LEU:N	2.19	0.75
1:C:440:ARG:HA	1:C:444:ALA:O	1.86	0.75
1:I:256:GLY:HA3	1:I:299:ARG:HD3	1.67	0.75
1:J:103:THR:HB	1:J:106:VAL:CG2	2.16	0.75
1:J:313:PHE:O	1:J:316:GLN:HG3	1.86	0.75

*Continued on next page...*



*Continued from previous page...*

Atom-1	Atom-2	Interatomic distance (Å)	Clash overlap (Å)
1:J:470:LEU:CD1	1:J:471:VAL:N	2.48	0.75
2:N:149:LYS:HA	2:N:311:ILE:HG12	1.66	0.75
1:B:440:ARG:HG2	1:B:448:PRO:HG2	1.67	0.75
1:B:447:TYR:HA	1:B:513:TYR:HE1	1.52	0.75
1:C:262:MET:HG2	1:C:266:LEU:CG	2.17	0.75
2:D:121:PRO:HA	2:D:124:ARG:HD2	1.69	0.75
2:D:267:LEU:HD21	2:D:284:PRO:HD2	1.68	0.75
2:D:117:LEU:N	2:D:297:ARG:HH22	1.85	0.75
2:E:192:ALA:HA	2:E:220:PHE:HB2	1.69	0.75
2:E:218:VAL:HB	2:E:220:PHE:HE2	1.51	0.75
2:F:208:PHE:HD2	2:F:214:LEU:HA	1.51	0.75
2:F:215:SER:O	2:F:216:ARG:HG2	1.86	0.75
2:F:151:PRO:O	2:F:337:ILE:HG23	1.87	0.75
2:F:457:ASP:C	2:F:461:LYS:HG2	2.06	0.75
2:F:62:GLU:H	2:F:62:GLU:CD	1.89	0.75
1:I:243:LYS:CA	1:I:281:LEU:HD22	2.13	0.75
4:H:44:LEU:HD12	4:H:69:PRO:CA	2.13	0.75
4:H:1:MET:HB3	4:H:18:LEU:CD1	2.14	0.75
3:G:185:GLN:HB2	3:G:188:ARG:HH21	1.52	0.75
1:J:511:LYS:HB2	1:J:556:GLU:OE2	1.86	0.75
1:K:200:ASP:HB3	1:K:201:PRO:HD2	1.68	0.75
1:K:412:SER:HA	1:K:415:PHE:CE2	2.22	0.75
2:F:403:ALA:O	2:F:404:LEU:HB2	1.86	0.75
4:P:49:GLU:HA	4:P:53:PRO:CB	2.16	0.75
1:I:210:ARG:HH12	1:I:512:ALA:HA	1.50	0.75
1:J:251:VAL:HB	1:J:322:LEU:HA	1.68	0.75
1:J:28:CYS:SG	1:J:38:GLU:HA	2.26	0.75
2:M:284:PRO:HB3	2:M:286:TYR:CE1	2.21	0.75
2:N:114:ILE:CG1	2:N:237:MET:HA	2.16	0.75
1:K:471:VAL:HB	3:O:159:ARG:NH2	2.00	0.75
1:A:209:MET:N	1:A:209:MET:SD	2.59	0.75
1:B:247:ALA:HB1	1:B:319:SER:O	1.86	0.75
1:B:547:ARG:HG3	1:B:562:TYR:OH	1.86	0.75
2:D:366:VAL:HB	2:D:375:HIS:ND1	2.01	0.75
2:E:240:THR:O	2:E:243:GLU:HB2	1.86	0.75
2:E:338:GLN:HG2	2:E:339:LEU:H	1.52	0.75
1:I:269:PHE:CZ	1:I:281:LEU:HD23	2.21	0.75
4:H:1:MET:CB	4:H:18:LEU:HD11	2.14	0.75
2:N:386:TYR:CE1	2:N:418:PHE:HB3	2.21	0.75
1:C:156:ARG:HB2	1:C:176:GLU:HB3	1.67	0.75
2:L:244:TYR:HA	2:L:248:GLU:CG	2.16	0.75

*Continued on next page...*

*Continued from previous page...*

Atom-1	Atom-2	Interatomic distance (Å)	Clash overlap (Å)
1:I:23:ARG:HA	2:L:66:LEU:O	1.86	0.75
1:J:76:GLY:CA	1:J:184:TYR:HA	2.16	0.75
2:L:392:ILE:HD13	2:L:395:LEU:HD21	1.68	0.75
2:M:43:ARG:NH2	2:M:62:GLU:O	2.19	0.75
2:N:159:PRO:HD3	2:N:344:HIS:CG	2.21	0.75
2:N:256:ILE:HG12	2:N:311:ILE:H	1.50	0.75
1:A:506:TYR:O	1:A:511:LYS:NZ	2.19	0.75
1:A:451:ARG:HB3	1:A:516:MET:HE1	1.69	0.75
1:A:235:THR:N	5:A:600:ADP:O1B	2.20	0.75
1:B:132:GLY:HA2	1:B:149:VAL:O	1.86	0.75
1:B:212:LEU:O	1:B:216:PHE:O	2.05	0.75
1:B:257:GLU:HG2	1:B:326:SER:OG	1.85	0.75
2:E:135:ILE:HG13	2:E:167:ILE:HD11	1.69	0.75
2:E:354:PRO:HA	2:E:357:SER:HG	1.52	0.75
2:E:96:ILE:O	2:E:237:MET:HE1	1.86	0.75
2:F:163:ILE:HG12	2:F:350:PRO:HB3	1.66	0.75
2:F:99:PRO:HG3	2:F:105:PRO:HG3	1.69	0.75
1:C:72:ALA:HA	1:C:188:PRO:HA	1.66	0.75
1:I:539:ILE:HG12	1:I:574:PHE:HE2	1.51	0.75
3:O:64:LEU:HD12	3:O:68:GLN:HB3	1.68	0.75
1:I:419:PHE:H	1:I:496:GLN:HG2	1.52	0.75
1:J:314:ARG:HG3	1:J:378:VAL:HG13	1.66	0.75
1:J:354:LEU:CD1	1:J:398:SER:HB2	2.15	0.75
1:J:451:ARG:HD2	1:J:452:ASP:N	2.00	0.75
1:J:486:VAL:HG12	1:J:490:ILE:HD11	1.67	0.75
2:M:232:ILE:HD12	2:M:232:ILE:N	2.01	0.75
2:M:314:LEU:HD12	2:M:314:LEU:C	2.06	0.75
2:M:328:LEU:O	2:M:332:ILE:HG12	1.86	0.75
1:K:417:ARG:HG2	2:M:380:ASP:HB3	1.67	0.75
1:B:236:VAL:HG13	1:B:237:THR:N	2.00	0.75
1:C:252:TYR:OH	1:C:325:ASP:HB2	1.86	0.75
1:C:6:ILE:HB	1:C:61:GLY:N	2.01	0.75
4:H:60:GLU:HA	4:H:63:MET:HG2	1.68	0.75
1:I:156:ARG:HH11	1:I:156:ARG:HB3	1.48	0.75
2:L:198:GLN:O	2:L:201:LEU:HG	1.87	0.75
2:N:394:LYS:HG3	2:N:395:LEU:H	1.52	0.75
1:J:132:GLY:CA	1:J:149:VAL:O	2.35	0.75
2:M:458:HIS:HA	2:M:461:LYS:CG	2.15	0.75
1:B:230:PHE:HB2	1:B:387:PRO:CA	2.16	0.75
1:B:251:VAL:HB	1:B:322:LEU:HA	1.69	0.75
1:B:442:ASN:HD22	1:B:442:ASN:N	1.85	0.75

*Continued on next page...*

*Continued from previous page...*

Atom-1	Atom-2	Interatomic distance (Å)	Clash overlap (Å)
1:C:95:ARG:HA	2:E:120:ASN:HD22	1.51	0.75
2:F:173:VAL:HG23	2:F:175:PRO:HD3	1.67	0.75
1:C:504:ASP:OD1	1:C:552:ARG:HB2	1.86	0.75
4:H:12:GLY:HA2	4:H:15:LEU:CG	2.16	0.75
1:J:238:GLN:HE21	1:J:238:GLN:N	1.85	0.75
1:J:436:ASP:O	1:J:439:TYR:HB2	1.87	0.75
2:L:132:GLN:HG2	2:L:133:THR:H	1.51	0.75
2:M:114:ILE:HD12	2:M:115:THR:CA	2.16	0.75
1:A:310:ALA:HA	1:A:320:VAL:HG11	1.69	0.75
2:E:15:SER:HB3	2:E:17:PRO:HD2	1.67	0.75
2:E:90:GLY:H	2:E:217:SER:N	1.85	0.75
2:F:208:PHE:HB3	2:F:214:LEU:HB2	1.68	0.75
1:C:314:ARG:HB2	1:C:378:VAL:HG23	1.69	0.75
1:C:314:ARG:HG3	1:C:378:VAL:N	2.01	0.75
2:M:85:SER:HB2	2:M:109:GLU:HG3	1.68	0.75
4:P:52:LEU:HD22	4:P:58:ALA:CB	2.16	0.75
1:J:205:PHE:HE1	1:J:207:THR:CA	1.99	0.74
1:J:216:PHE:O	1:J:407:TRP:HZ2	1.70	0.74
1:J:16:ALA:CB	1:J:64:VAL:HG11	2.17	0.74
1:K:253:VAL:HG21	1:K:303:ILE:HA	1.67	0.74
2:L:150:LEU:HD12	2:L:151:PRO:CD	2.12	0.74
2:L:258:THR:N	2:L:260:MET:HE1	2.02	0.74
1:K:471:VAL:HB	3:O:159:ARG:HH22	1.51	0.74
1:C:299:ARG:NH1	1:C:333:ALA:HB2	2.01	0.74
1:C:42:LEU:HB3	2:F:68:LEU:HD21	1.67	0.74
2:D:392:ILE:HA	2:D:395:LEU:CG	2.17	0.74
2:E:343:LEU:H	2:E:343:LEU:CD2	2.00	0.74
3:G:71:ASP:O	3:G:75:VAL:CG2	2.35	0.74
1:I:211:ILE:N	1:I:211:ILE:HD12	2.02	0.74
1:I:234:LYS:HZ3	1:I:234:LYS:HB3	1.48	0.74
1:I:413:LEU:HB3	1:I:421:ALA:CB	2.17	0.74
1:J:354:LEU:C	1:J:356:ALA:N	2.32	0.74
1:J:418:HIS:CE1	1:J:496:GLN:HB2	2.22	0.74
1:K:330:TRP:O	1:K:333:ALA:HB3	1.87	0.74
2:N:268:ARG:HB2	2:N:283:TYR:CE1	2.22	0.74
2:N:268:ARG:HH12	2:N:269:GLU:HG2	1.53	0.74
5:A:600:ADP:O3'	2:F:360:ARG:HA	1.86	0.74
1:B:133:MET:O	1:B:148:LEU:HB3	1.87	0.74
1:C:256:GLY:HA3	1:C:329:ARG:CB	2.17	0.74
2:D:194:MET:HB2	2:D:262:ASN:ND2	2.01	0.74
1:C:260:ASN:HD22	2:E:149:LYS:CD	2.00	0.74

*Continued on next page...*

*Continued from previous page...*

Atom-1	Atom-2	Interatomic distance (Å)	Clash overlap (Å)
2:E:202:SER:HA	2:E:205:ILE:HD11	1.68	0.74
2:L:194:MET:HB2	2:L:262:ASN:ND2	2.02	0.74
1:K:526:ALA:O	1:K:530:ILE:HG12	1.86	0.74
1:I:6:ILE:HD12	1:I:62:GLU:HB2	1.69	0.74
1:C:412:SER:HA	1:C:415:PHE:CE2	2.23	0.74
1:I:540:LEU:HD22	1:I:541:GLN:NE2	2.02	0.74
1:J:113:ARG:O	1:J:167:THR:HG21	1.86	0.74
1:J:450:LEU:O	1:J:453:ALA:HB3	1.87	0.74
1:K:288:ILE:HG22	1:K:288:ILE:O	1.85	0.74
2:M:150:LEU:HD21	2:M:337:ILE:N	2.02	0.74
2:D:97:GLY:HA3	2:D:220:PHE:HE1	1.53	0.74
2:F:263:TYR:CE2	2:F:291:LEU:HD21	2.22	0.74
2:F:33:VAL:HB	2:F:73:VAL:HG13	1.68	0.74
3:G:12:LEU:HD12	3:G:12:LEU:N	1.99	0.74
4:H:56:GLU:HA	4:H:71:LEU:CD2	2.17	0.74
1:A:269:PHE:CZ	1:A:281:LEU:HD23	2.23	0.74
3:O:18:LEU:CD1	3:O:18:LEU:N	2.48	0.74
2:N:81:ARG:HB2	2:N:111:ARG:HB3	1.70	0.74
1:K:156:ARG:HB2	1:K:176:GLU:HB3	1.68	0.74
2:F:86:LYS:HB3	2:F:245:LEU:CD2	2.16	0.74
1:J:54:ASP:OD1	1:J:56:SER:HB3	1.86	0.74
1:I:410:ASP:HB3	1:I:413:LEU:HD13	1.68	0.74
2:L:329:THR:C	2:L:331:TYR:H	1.91	0.74
2:M:15:SER:HB3	2:M:17:PRO:HD2	1.70	0.74
2:N:163:ILE:HD11	2:N:351:PRO:CD	2.17	0.74
3:O:155:LYS:O	3:O:159:ARG:HG3	1.87	0.74
2:E:143:THR:HG22	2:E:144:LEU:H	1.50	0.74
2:E:342:GLU:HB2	2:E:345:ARG:NH2	2.03	0.74
2:E:340:SER:HB2	2:E:353:ASP:OD1	1.87	0.74
4:H:28:GLU:HG2	4:H:29:ALA:N	2.01	0.74
1:A:243:LYS:CA	1:A:281:LEU:HD22	2.14	0.74
3:G:60:ALA:HA	3:G:63:ALA:HB3	1.69	0.74
4:P:29:ALA:O	4:P:33:LEU:HG	1.87	0.74
1:C:539:ILE:HG23	1:C:542:LEU:HD11	1.70	0.74
1:J:352:PRO:HB2	2:M:269:GLU:HG2	1.67	0.74
1:K:137:THR:HA	1:K:146:LYS:HA	1.68	0.74
1:K:559:PHE:HB3	1:K:560:PRO:HD3	1.70	0.74
2:L:141:MET:CE	2:L:382:LEU:HG	2.17	0.74
2:M:267:LEU:O	2:M:270:ILE:HD13	1.88	0.74
2:M:338:GLN:HG2	2:M:339:LEU:H	1.52	0.74
1:B:189:VAL:HA	1:B:308:THR:CG2	2.16	0.74

*Continued on next page...*

*Continued from previous page...*

Atom-1	Atom-2	Interatomic distance (Å)	Clash overlap (Å)
1:B:253:VAL:HG21	1:B:303:ILE:N	2.01	0.74
2:D:436:LEU:HD21	2:D:440:TRP:HE1	1.52	0.74
2:E:114:ILE:HB	2:E:237:MET:HA	1.69	0.74
2:E:261:THR:N	2:E:314:LEU:HD22	2.03	0.74
1:C:362:TYR:OH	1:C:399:THR:HG23	1.86	0.74
2:M:244:TYR:O	2:M:248:GLU:HB2	1.86	0.74
1:A:540:LEU:HD22	1:A:541:GLN:HE21	1.52	0.74
1:C:476:LEU:HD13	1:C:480:GLU:HB3	1.70	0.74
1:I:253:VAL:HG12	1:I:322:LEU:HD21	1.70	0.74
1:J:6:ILE:HB	1:J:61:GLY:CA	2.16	0.74
2:L:459:ILE:O	2:L:463:TYR:HB2	1.88	0.74
2:L:49:GLU:O	2:L:55:ALA:HA	1.87	0.74
3:O:164:LEU:HA	3:O:168:VAL:CG2	2.17	0.74
2:E:329:THR:HA	2:E:332:ILE:CD1	2.16	0.74
2:F:22:GLU:O	2:F:23:ASN:HB2	1.87	0.74
5:A:600:ADP:O3'	2:F:360:ARG:CG	2.34	0.74
1:A:111:LEU:HD12	1:A:111:LEU:N	2.01	0.74
1:C:476:LEU:HB3	1:C:480:GLU:CB	2.17	0.74
1:A:76:GLY:O	1:A:79:MET:HG3	1.86	0.74
3:O:122:TYR:O	3:O:125:GLU:HG2	1.86	0.74
1:J:87:ILE:HG13	1:J:88:GLN:H	1.52	0.74
1:K:130:ARG:HD2	1:K:154:ARG:NH1	2.03	0.74
1:K:187:TRP:HE3	1:K:188:PRO:HD2	1.52	0.74
1:K:370:THR:HG23	1:K:375:GLU:O	1.87	0.74
2:M:220:PHE:O	2:M:221:LEU:HD23	1.87	0.74
2:M:343:LEU:H	2:M:343:LEU:CD2	2.01	0.74
2:N:98:LYS:O	2:N:100:ILE:HG12	1.88	0.74
1:B:221:GLY:HA2	1:B:379:THR:CA	2.18	0.74
1:B:251:VAL:CG1	1:B:322:LEU:HD13	2.17	0.74
1:C:232:SER:O	1:C:234:LYS:N	2.21	0.74
1:C:40:ILE:HG21	1:C:341:LEU:CD1	2.17	0.74
2:E:150:LEU:HD21	2:E:337:ILE:N	2.03	0.74
1:C:151:PRO:HB2	1:C:194:PRO:HG2	1.68	0.74
3:G:188:ARG:HG3	3:G:192:PHE:HE2	1.50	0.74
1:A:564:GLU:O	1:A:567:MET:HG3	1.87	0.74
2:L:84:VAL:HG12	2:L:110:LYS:O	1.88	0.74
2:N:176:ASP:OD2	2:N:177:LEU:N	2.20	0.74
3:O:202:GLU:O	3:O:206:ALA:N	2.21	0.74
1:I:40:ILE:HD11	1:I:48:PHE:HB3	1.70	0.74
1:J:299:ARG:CD	1:J:299:ARG:H	2.01	0.74
2:L:45:GLY:HA2	2:L:58:GLN:C	2.07	0.74

*Continued on next page...*

*Continued from previous page...*

Atom-1	Atom-2	Interatomic distance (Å)	Clash overlap (Å)
2:M:197:THR:O	2:M:201:LEU:HB3	1.88	0.74
2:M:310:GLN:O	2:M:312:PRO:HD3	1.88	0.74
2:M:354:PRO:HA	2:M:357:SER:HG	1.51	0.74
2:N:99:PRO:HG3	2:N:105:PRO:HG3	1.68	0.74
1:B:235:THR:O	1:B:239:GLN:HG3	1.88	0.74
2:F:166:GLN:HA	2:F:169:ARG:NH1	2.03	0.74
3:G:8:ARG:CD	3:G:9:MET:H	1.95	0.74
3:G:68:GLN:HE22	3:G:123:THR:N	1.86	0.74
2:L:208:PHE:O	2:L:213:ALA:HB3	1.88	0.74
1:B:271:GLU:OE2	1:B:271:GLU:CA	2.35	0.74
1:I:30:VAL:HA	1:I:63:PRO:O	1.86	0.74
2:L:8:TYR:O	2:L:72:SER:HA	1.88	0.74
3:O:51:LYS:HE3	4:P:81:PHE:O	1.88	0.74
1:I:209:MET:N	1:I:209:MET:SD	2.60	0.74
1:I:314:ARG:O	1:I:376:GLY:HA3	1.87	0.74
1:J:227:PRO:HD3	1:J:406:PHE:HE1	1.51	0.74
1:K:391:MET:HG3	3:O:2:SER:N	2.02	0.74
2:L:142:ASN:HD21	2:L:358:LEU:HD12	1.52	0.74
2:L:366:VAL:HB	2:L:375:HIS:ND1	2.02	0.74
1:I:293:ASN:HB2	2:N:293:THR:CG2	2.18	0.74
2:M:398:ILE:HD11	3:O:163:ALA:HB2	1.70	0.74
1:B:196:GLN:CB	1:B:369:ILE:HG21	2.17	0.74
2:E:133:THR:HG23	2:E:139:ASP:OD1	1.86	0.74
2:F:193:ALA:HB3	2:F:222:ASN:H	1.52	0.74
1:I:75:LEU:HD13	1:I:312:TYR:HB2	1.70	0.74
2:M:220:PHE:N	2:M:220:PHE:HD2	1.86	0.74
2:L:394:LYS:NZ	3:O:27:LEU:HD13	2.02	0.74
2:D:31:ALA:CB	2:D:78:ASP:HA	2.18	0.74
2:D:459:ILE:O	2:D:463:TYR:HB2	1.88	0.74
2:E:277:ILE:O	2:E:277:ILE:HG23	1.86	0.74
2:E:46:GLN:H	2:E:58:GLN:CB	1.91	0.74
3:G:12:LEU:CD1	3:G:12:LEU:H	1.97	0.74
1:C:193:ARG:HG2	1:C:193:ARG:HH11	1.53	0.74
2:N:188:ALA:HB3	2:N:253:VAL:HG22	1.68	0.74
3:O:76:VAL:O	3:O:80:ALA:CB	2.35	0.73
1:I:8:LYS:C	1:I:8:LYS:HD3	2.09	0.73
1:J:336:GLU:OE1	2:L:288:TYR:HB3	1.88	0.73
1:J:357:ARG:O	1:J:361:PHE:HB2	1.88	0.73
1:J:382:GLY:O	1:J:384:VAL:N	2.18	0.73
1:K:386:PRO:O	2:M:331:TYR:OH	2.06	0.73
2:D:287:MET:C	2:D:291:LEU:HD13	2.08	0.73

*Continued on next page...*

*Continued from previous page...*

Atom-1	Atom-2	Interatomic distance (Å)	Clash overlap (Å)
2:E:129:GLN:O	2:E:145:VAL:HG12	1.88	0.73
2:F:150:LEU:HA	2:F:335:GLY:O	1.86	0.73
3:G:164:LEU:HA	3:G:168:VAL:CG2	2.18	0.73
2:L:97:GLY:HA3	2:L:220:PHE:HE1	1.53	0.73
2:D:15:SER:HB3	2:D:18:LEU:HD12	1.70	0.73
2:N:396:VAL:CG1	2:N:397:ALA:N	2.49	0.73
2:L:15:SER:HB3	2:L:18:LEU:HD12	1.70	0.73
1:J:205:PHE:CB	1:J:218:VAL:O	2.35	0.73
1:J:214:VAL:HB	1:J:215:LEU:HD12	1.70	0.73
1:J:80:LEU:C	1:J:82:GLY:H	1.90	0.73
2:L:19:LEU:HD23	2:L:35:ILE:HD13	1.70	0.73
2:M:192:ALA:O	2:M:258:THR:HG22	1.88	0.73
2:M:46:GLN:H	2:M:58:GLN:CB	1.90	0.73
2:D:192:ALA:HA	2:D:220:PHE:O	1.88	0.73
2:D:277:ILE:HG12	3:G:194:LEU:HD21	1.68	0.73
2:D:399:ILE:HB	2:D:403:ALA:HB1	1.70	0.73
1:B:24:MET:CG	2:E:64:THR:HA	2.19	0.73
2:F:386:TYR:HE1	2:F:418:PHE:HB3	1.51	0.73
2:F:135:ILE:HA	2:F:430:ARG:HB2	1.71	0.73
1:I:243:LYS:HB2	1:I:272:LEU:HD13	1.68	0.73
1:C:370:THR:HG23	1:C:375:GLU:O	1.88	0.73
1:C:314:ARG:CG	1:C:377:ALA:H	2.01	0.73
1:I:135:LEU:HD12	1:I:147:ILE:O	1.88	0.73
2:M:245:LEU:HB2	2:M:253:VAL:HG21	1.70	0.73
1:B:103:THR:HB	1:B:106:VAL:CG2	2.18	0.73
2:E:9:THR:HG23	2:E:11:ILE:HD11	1.69	0.73
1:C:276:LYS:HE3	1:C:276:LYS:N	2.02	0.73
1:I:12:PRO:HG2	1:I:340:ARG:HD2	1.70	0.73
1:J:233:GLY:O	1:J:236:VAL:HG12	1.88	0.73
1:J:230:PHE:CE2	1:J:329:ARG:NE	2.56	0.73
1:K:40:ILE:HG21	1:K:341:LEU:CD1	2.18	0.73
2:L:287:MET:O	2:L:291:LEU:HD13	1.88	0.73
2:L:404:LEU:HD13	2:L:408:ASP:OD2	1.87	0.73
2:M:135:ILE:O	2:M:135:ILE:HG22	1.88	0.73
1:J:430:LEU:HD13	2:M:199:ARG:HD3	1.70	0.73
1:A:419:PHE:H	1:A:496:GLN:HG2	1.53	0.73
1:C:51:VAL:HG21	1:C:55:THR:CG2	2.18	0.73
2:E:421:PHE:N	2:E:421:PHE:CD2	2.51	0.73
1:A:258:ARG:CZ	2:F:331:TYR:CB	2.66	0.73
1:C:314:ARG:CD	1:C:378:VAL:HB	2.15	0.73
3:G:76:VAL:O	3:G:80:ALA:CB	2.36	0.73

*Continued on next page...*

*Continued from previous page...*

Atom-1	Atom-2	Interatomic distance (Å)	Clash overlap (Å)
1:B:20:LEU:HD23	1:B:20:LEU:N	2.02	0.73
1:J:196:GLN:CB	1:J:369:ILE:HG21	2.18	0.73
1:K:32:GLU:HG3	1:K:62:GLU:HG2	1.69	0.73
1:K:487:GLY:CA	1:K:490:ILE:HG12	2.18	0.73
2:M:421:PHE:CD2	2:M:421:PHE:N	2.52	0.73
2:N:149:LYS:HB2	2:N:149:LYS:HZ3	1.51	0.73
1:B:308:THR:HG22	1:B:364:ARG:HH22	1.52	0.73
1:B:327:THR:CG2	1:B:384:VAL:HG12	2.18	0.73
2:D:237:MET:O	2:D:241:VAL:HG23	1.89	0.73
2:F:196:ILE:HG12	2:F:223:LYS:HA	1.69	0.73
1:J:501:HIS:ND1	1:J:503:VAL:HG22	2.03	0.73
1:K:269:PHE:HA	1:K:272:LEU:HG	1.70	0.73
1:K:515:ILE:HD13	1:K:518:MET:SD	2.29	0.73
2:L:367:GLY:HA2	2:L:375:HIS:HB3	1.70	0.73
2:M:378:VAL:HG12	2:M:382:LEU:HD21	1.70	0.73
2:M:70:THR:O	2:M:71:THR:OG1	2.05	0.73
2:N:194:MET:HA	2:N:222:ASN:HB3	1.70	0.73
2:D:446:LEU:HD12	2:D:450:GLU:HB2	1.71	0.73
1:A:260:ASN:HB3	2:F:334:GLU:HG2	1.71	0.73
3:G:127:SER:HA	3:G:130:PHE:CD2	2.24	0.73
3:G:135:GLU:O	3:G:138:ILE:HB	1.87	0.73
1:A:135:LEU:HD12	1:A:147:ILE:O	1.87	0.73
1:A:30:VAL:HA	1:A:63:PRO:O	1.89	0.73
2:N:277:ILE:O	2:N:277:ILE:HG13	1.87	0.73
1:I:111:LEU:HD12	1:I:111:LEU:N	2.03	0.73
1:I:76:GLY:O	1:I:79:MET:HG3	1.88	0.73
1:I:77:PRO:HG3	1:I:145:HIS:CE1	2.23	0.73
1:B:54:ASP:OD1	1:B:56:SER:HB3	1.88	0.73
1:I:256:GLY:CA	1:I:292:SER:HA	2.19	0.73
1:J:311:GLU:HG2	1:J:314:ARG:NH2	2.03	0.73
1:J:487:GLY:O	1:J:491:ARG:HG3	1.88	0.73
1:K:299:ARG:NH1	1:K:333:ALA:HB2	2.03	0.73
2:N:36:LYS:CB	2:N:72:SER:HB2	2.04	0.73
1:A:258:ARG:HH11	1:A:258:ARG:HG2	1.52	0.73
1:A:328:SER:OG	1:A:385:SER:N	2.20	0.73
1:A:413:LEU:HD23	1:A:421:ALA:C	2.09	0.73
1:A:447:TYR:O	1:A:451:ARG:HG2	1.89	0.73
1:A:461:GLU:HB2	1:A:483:VAL:CG1	2.18	0.73
1:B:251:VAL:HA	1:B:286:VAL:CG1	2.19	0.73
1:B:299:ARG:CD	1:B:299:ARG:H	2.01	0.73
1:B:311:GLU:CG	1:B:314:ARG:NH2	2.52	0.73

*Continued on next page...*



*Continued from previous page...*

Atom-1	Atom-2	Interatomic distance (Å)	Clash overlap (Å)
1:C:235:THR:HA	1:C:325:ASP:CG	2.08	0.73
2:E:295:TYR:HE2	2:E:332:ILE:HD12	1.53	0.73
2:F:148:GLN:HE21	2:F:361:LEU:HB2	1.53	0.73
2:F:91:ARG:HH11	2:F:91:ARG:HG3	1.53	0.73
1:B:468:VAL:HA	1:B:471:VAL:CG1	2.18	0.73
3:G:62:ALA:CA	3:G:65:LEU:HD13	2.17	0.73
4:H:49:GLU:HA	4:H:53:PRO:CB	2.17	0.73
2:N:81:ARG:HB3	2:N:111:ARG:C	2.09	0.73
1:I:520:LEU:O	1:I:524:LYS:HG2	1.88	0.73
3:O:140:VAL:HG12	3:O:144:GLU:HG3	1.70	0.73
1:J:37:GLY:HA2	1:J:52:TYR:CE1	2.23	0.73
2:N:48:ILE:HD11	2:N:57:ILE:O	1.89	0.73
1:A:211:ILE:O	1:A:216:PHE:HB2	1.89	0.73
1:A:395:VAL:HA	1:A:398:SER:OG	1.89	0.73
1:B:454:ILE:HD11	1:B:516:MET:SD	2.29	0.73
1:C:324:ALA:O	1:C:383:ALA:HB3	1.89	0.73
2:E:152:ILE:CD1	2:E:312:PRO:O	2.37	0.73
2:E:262:ASN:HA	2:E:265:GLU:HB2	1.71	0.73
2:F:136:SER:H	2:F:430:ARG:HD3	1.53	0.73
1:A:270:PRO:HA	1:A:282:MET:HG3	1.69	0.73
2:N:392:ILE:HD12	2:N:392:ILE:N	2.04	0.73
1:I:207:THR:CG2	1:I:209:MET:HG2	2.17	0.73
1:J:308:THR:HA	1:J:364:ARG:HH21	1.54	0.73
1:J:238:GLN:HB2	1:J:323:MET:SD	2.29	0.73
1:K:482:LEU:O	1:K:486:VAL:HG23	1.89	0.73
2:N:323:HIS:CG	2:N:324:PRO:HD2	2.24	0.73
2:N:355:LEU:HD22	2:N:355:LEU:H	1.52	0.73
1:B:220:MET:HB2	1:B:367:LYS:HE2	1.69	0.73
1:B:354:LEU:O	1:B:358:LEU:CD2	2.34	0.73
1:C:267:VAL:C	1:C:270:PRO:HD2	2.09	0.73
2:F:89:LEU:CD2	2:F:218:VAL:HG23	2.17	0.73
3:G:86:LEU:CG	4:H:1:MET:H3	2.02	0.73
4:H:95:ARG:O	4:H:95:ARG:HD2	1.89	0.73
2:D:196:ILE:HG12	2:D:223:LYS:HG2	1.71	0.73
3:O:60:ALA:O	3:O:64:LEU:HD23	1.89	0.73
1:I:22:ALA:O	1:I:42:LEU:HD21	1.89	0.73
1:K:457:LEU:O	1:K:461:GLU:HB2	1.89	0.73
1:K:485:GLU:HB3	1:K:488:ARG:NE	2.04	0.73
1:K:6:ILE:HG22	1:K:7:GLN:N	2.04	0.73
2:L:295:TYR:HA	2:L:310:GLN:NE2	2.03	0.73
2:M:196:ILE:O	2:M:224:ALA:HB2	1.88	0.73

*Continued on next page...*

*Continued from previous page...*

Atom-1	Atom-2	Interatomic distance (Å)	Clash overlap (Å)
2:N:11:ILE:HG21	2:N:68:LEU:O	1.88	0.73
2:N:228:THR:HG22	2:N:266:ALA:HB2	1.68	0.73
2:N:263:TYR:CE2	2:N:291:LEU:HD21	2.22	0.73
2:N:268:ARG:HB2	2:N:283:TYR:CD1	2.24	0.73
2:N:150:LEU:HA	2:N:335:GLY:O	1.89	0.73
1:A:27:ILE:N	1:A:71:LEU:CD2	2.51	0.73
1:B:124:LYS:HB2	1:B:127:ASP:OD1	1.88	0.73
1:B:272:LEU:HD22	1:B:281:LEU:CB	2.18	0.73
2:D:292:ALA:O	2:D:294:ILE:N	2.22	0.73
2:E:264:CYS:HA	2:E:267:LEU:CD2	2.19	0.73
2:E:152:ILE:HB	2:E:313:ILE:HA	1.71	0.73
1:C:193:ARG:HD3	1:C:315:ASP:OD2	1.89	0.73
1:C:417:ARG:HD3	1:C:417:ARG:N	2.04	0.73
3:G:28:LEU:HA	3:G:31:LYS:CD	2.19	0.73
4:H:23:ALA:HB3	4:H:26:ALA:CB	2.18	0.73
1:I:461:GLU:HB2	1:I:483:VAL:CG1	2.19	0.73
1:J:133:MET:O	1:J:148:LEU:HB3	1.88	0.73
1:K:134:VAL:HG11	1:K:146:LYS:HE2	1.70	0.73
2:M:281:ARG:HH12	2:M:322:THR:HB	1.53	0.73
2:N:114:ILE:CG2	2:N:240:THR:HB	2.16	0.73
2:N:91:ARG:HG3	2:N:91:ARG:HH11	1.54	0.73
1:B:80:LEU:C	1:B:82:GLY:H	1.91	0.73
1:C:28:CYS:SG	1:C:39:ILE:HG13	2.29	0.73
2:E:324:PRO:HA	2:E:327:ASP:HB3	1.71	0.73
1:B:526:ALA:HA	1:B:574:PHE:HZ	1.51	0.73
2:N:409:ARG:HH12	2:N:412:LEU:HD23	1.52	0.73
1:J:124:LYS:HB2	1:J:127:ASP:OD1	1.89	0.72
1:J:272:LEU:CB	1:J:281:LEU:H	2.02	0.72
1:K:187:TRP:CE3	1:K:188:PRO:HD2	2.24	0.72
2:M:158:LEU:O	2:M:160:ALA:N	2.21	0.72
2:N:62:GLU:H	2:N:62:GLU:CD	1.90	0.72
1:A:10:ALA:HB3	1:A:13:ALA:O	1.90	0.72
1:B:205:PHE:HB3	1:B:218:VAL:O	1.89	0.72
2:D:151:PRO:C	2:D:152:ILE:HD13	2.09	0.72
2:D:366:VAL:HB	2:D:375:HIS:CE1	2.24	0.72
2:E:162:GLU:HB3	2:E:349:TYR:OH	1.87	0.72
2:F:152:ILE:N	2:F:152:ILE:HD12	2.04	0.72
2:F:154:SER:HA	2:F:158:LEU:HD23	1.71	0.72
2:F:354:PRO:CB	2:F:357:SER:HB2	2.19	0.72
1:C:526:ALA:O	1:C:530:ILE:HG12	1.89	0.72
4:P:4:ILE:HG22	4:P:21:TYR:N	2.03	0.72

*Continued on next page...*

*Continued from previous page...*

Atom-1	Atom-2	Interatomic distance (Å)	Clash overlap (Å)
1:I:27:ILE:HG22	1:I:71:LEU:HA	1.69	0.72
1:J:174:VAL:HG22	1:J:180:GLU:HA	1.71	0.72
1:J:314:ARG:HB2	1:J:320:VAL:HG21	1.69	0.72
1:K:205:PHE:HA	1:K:246:ASN:ND2	2.04	0.72
1:K:288:ILE:CD1	1:K:309:ILE:HD12	2.17	0.72
2:L:11:ILE:H	2:L:11:ILE:CD1	2.01	0.72
2:M:260:MET:HB2	2:M:314:LEU:HD23	1.71	0.72
2:M:295:TYR:HE2	2:M:332:ILE:HD12	1.54	0.72
1:A:309:ILE:HD12	1:A:309:ILE:N	2.04	0.72
1:A:1:MET:HB3	1:A:66:SER:C	2.10	0.72
1:B:256:GLY:CA	1:B:292:SER:HA	2.18	0.72
2:E:261:THR:OG1	2:E:314:LEU:HD13	1.90	0.72
2:F:323:HIS:CG	2:F:324:PRO:HD2	2.24	0.72
1:A:230:PHE:CB	2:F:330:GLY:HA3	2.19	0.72
2:N:420:ARG:O	2:N:424:ASN:HB2	1.88	0.72
2:F:188:ALA:HB3	2:F:253:VAL:HG22	1.70	0.72
1:K:476:LEU:HD13	1:K:480:GLU:HB3	1.70	0.72
3:O:153:GLU:HG3	3:O:154:ILE:HD13	1.71	0.72
1:K:258:ARG:HH12	2:M:331:TYR:HB2	1.53	0.72
5:K:600:ADP:O3A	2:M:360:ARG:NH1	2.22	0.72
2:N:149:LYS:C	2:N:150:LEU:HD12	2.09	0.72
1:A:480:GLU:N	1:A:480:GLU:OE1	2.22	0.72
1:B:272:LEU:HB3	1:B:281:LEU:H	1.53	0.72
2:D:392:ILE:HA	2:D:395:LEU:HG	1.71	0.72
3:G:185:GLN:HA	3:G:188:ARG:HH21	1.53	0.72
2:L:201:LEU:HD22	2:L:223:LYS:HD2	1.71	0.72
4:P:52:LEU:HD22	4:P:58:ALA:HB3	1.71	0.72
3:O:130:PHE:HZ	4:P:15:LEU:HD12	1.54	0.72
1:I:309:ILE:N	1:I:309:ILE:HD12	2.03	0.72
1:J:350:TYR:HD1	1:J:394:PRO:HG2	1.52	0.72
1:I:347:GLU:CD	2:L:268:ARG:HA	2.09	0.72
2:L:436:LEU:HD21	2:L:440:TRP:HE1	1.54	0.72
2:M:343:LEU:CD2	2:M:343:LEU:N	2.53	0.72
1:B:323:MET:HA	1:B:381:VAL:CG1	2.19	0.72
1:B:448:PRO:O	1:B:451:ARG:HG3	1.89	0.72
2:E:254:LEU:HD23	2:E:256:ILE:HD11	1.71	0.72
2:F:381:GLN:OE1	2:F:453:ARG:HB3	1.89	0.72
1:C:199:LEU:CD1	1:C:369:ILE:N	2.52	0.72
1:C:467:ILE:HA	1:C:470:LEU:HB3	1.70	0.72
3:G:68:GLN:NE2	3:G:123:THR:CA	2.44	0.72
1:C:275:PRO:C	1:C:276:LYS:HE3	2.08	0.72

*Continued on next page...*

*Continued from previous page...*

Atom-1	Atom-2	Interatomic distance (Å)	Clash overlap (Å)
1:I:410:ASP:HB3	1:I:413:LEU:HD22	1.70	0.72
1:I:462:ALA:HA	1:I:465:GLN:HB2	1.72	0.72
1:I:210:ARG:HH22	1:I:511:LYS:C	1.91	0.72
1:K:217:PRO:HD2	1:K:432:THR:CG2	2.19	0.72
2:L:17:PRO:HB2	2:L:58:GLN:NE2	2.04	0.72
2:L:375:HIS:HD2	2:L:378:VAL:HG12	1.54	0.72
2:M:329:THR:CA	2:M:332:ILE:HD11	2.13	0.72
2:N:152:ILE:HD12	2:N:152:ILE:N	2.05	0.72
2:N:48:ILE:HD11	2:N:57:ILE:C	2.10	0.72
1:C:24:MET:HG3	1:C:25:TYR:CD1	2.23	0.72
2:E:458:HIS:HA	2:E:461:LYS:CG	2.18	0.72
2:F:389:GLY:O	2:F:391:ASP:N	2.21	0.72
1:C:204:PRO:CA	1:C:435:LEU:HD22	2.20	0.72
3:G:24:GLY:O	3:G:28:LEU:HG	1.89	0.72
2:N:403:ALA:O	2:N:404:LEU:HB2	1.89	0.72
1:K:324:ALA:O	1:K:383:ALA:HB3	1.88	0.72
3:O:91:ALA:HB2	3:O:104:LEU:HD23	1.71	0.72
1:J:251:VAL:HA	1:J:286:VAL:CG1	2.19	0.72
1:K:310:ALA:HB1	1:K:378:VAL:HG22	1.71	0.72
2:M:135:ILE:CG2	2:M:138:ILE:HD13	2.19	0.72
2:M:18:LEU:CB	2:M:57:ILE:O	2.38	0.72
2:N:196:ILE:HG12	2:N:223:LYS:HA	1.72	0.72
1:A:253:VAL:HG12	1:A:322:LEU:HD21	1.72	0.72
1:B:244:TRP:O	1:B:245:SER:O	2.06	0.72
2:D:133:THR:HA	2:D:171:ALA:HA	1.71	0.72
2:F:371:THR:CG2	2:F:372:ARG:H	1.98	0.72
1:A:267:VAL:C	1:A:270:PRO:HD2	2.09	0.72
3:G:64:LEU:HD12	3:G:68:GLN:HB3	1.71	0.72
1:B:418:HIS:O	1:B:421:ALA:HB2	1.90	0.72
2:L:237:MET:O	2:L:241:VAL:HG23	1.90	0.72
1:I:213:ASP:O	1:I:439:TYR:OH	2.08	0.72
1:I:354:LEU:O	1:I:358:LEU:HD12	1.89	0.72
1:I:477:GLN:H	1:I:480:GLU:CG	2.02	0.72
1:J:98:THR:HG22	1:J:103:THR:OG1	1.90	0.72
1:J:80:LEU:HD23	1:J:80:LEU:H	1.54	0.72
1:K:511:LYS:HD3	1:K:556:GLU:OE2	1.88	0.72
1:K:232:SER:C	5:K:600:ADP:O2A	2.28	0.72
2:L:366:VAL:HB	2:L:375:HIS:CE1	2.23	0.72
2:M:135:ILE:HG13	2:M:167:ILE:HD11	1.72	0.72
2:M:206:GLN:N	2:M:206:GLN:OE1	2.22	0.72
2:M:37:ASP:HA	2:M:71:THR:HG23	1.71	0.72

*Continued on next page...*

*Continued from previous page...*

Atom-1	Atom-2	Interatomic distance (Å)	Clash overlap (Å)
1:A:207:THR:HA	1:A:245:SER:HB2	1.71	0.72
2:F:11:ILE:HG21	2:F:68:LEU:O	1.89	0.72
2:F:61:GLU:HG3	2:F:227:PRO:HG3	1.71	0.72
1:A:243:LYS:HB2	1:A:272:LEU:HD13	1.71	0.72
1:C:85:ASP:OD1	1:C:89:ARG:C	2.28	0.72
1:B:468:VAL:HA	1:B:471:VAL:HG13	1.71	0.72
3:G:164:LEU:HA	3:G:168:VAL:CB	2.20	0.72
3:G:81:LEU:HD23	4:H:14:ARG:O	1.89	0.72
2:L:88:MET:HA	2:L:91:ARG:CG	2.19	0.72
1:C:21:GLY:HA3	2:F:69:ALA:CB	2.20	0.72
4:P:10:ALA:HA	4:P:13:PHE:HD2	1.54	0.72
1:K:511:LYS:HZ3	1:K:552:ARG:HA	1.54	0.72
2:M:277:ILE:CG2	2:M:277:ILE:O	2.37	0.72
1:I:258:ARG:NH2	2:N:331:TYR:HB3	2.03	0.72
2:D:298:ALA:HB2	2:D:310:GLN:HB2	1.70	0.72
2:E:36:LYS:O	2:E:71:THR:HA	1.90	0.72
2:F:149:LYS:C	2:F:150:LEU:HD12	2.09	0.72
1:C:457:LEU:O	1:C:461:GLU:HB2	1.89	0.72
3:G:156:LYS:HA	3:G:159:ARG:HD3	1.70	0.72
3:G:25:VAL:HG11	3:G:164:LEU:CD2	2.19	0.72
2:E:85:SER:HB2	2:E:109:GLU:HG3	1.71	0.72
2:M:141:MET:CE	2:M:382:LEU:HD12	2.19	0.72
2:N:208:PHE:HB3	2:N:214:LEU:HB2	1.70	0.72
1:I:259:GLY:H	2:N:296:GLU:CG	2.01	0.72
1:A:555:SER:O	1:A:559:PHE:HB2	1.89	0.72
1:B:230:PHE:CE2	1:B:329:ARG:NE	2.58	0.72
2:E:37:ASP:HB2	2:E:39:THR:CG2	2.19	0.72
2:F:147:GLY:H	2:F:309:THR:HG23	1.53	0.72
2:F:36:LYS:CB	2:F:72:SER:HB2	2.04	0.72
4:H:28:GLU:C	4:H:30:GLN:H	1.93	0.72
1:A:274:ASP:OD2	1:A:281:LEU:HD12	1.90	0.72
1:C:317:GLY:HA2	1:C:376:GLY:HA2	1.70	0.72
3:G:155:LYS:HB2	4:H:96:LYS:HE2	1.70	0.72
1:I:189:VAL:HG23	1:I:190:ARG:HH11	1.55	0.72
1:J:6:ILE:CD1	1:J:62:GLU:H	2.01	0.72
1:J:6:ILE:HD12	1:J:62:GLU:HB2	1.71	0.72
2:L:246:ALA:HB3	2:L:308:VAL:CG2	2.20	0.72
2:L:446:LEU:HD12	2:L:450:GLU:HB2	1.70	0.72
2:N:208:PHE:HD2	2:N:214:LEU:HA	1.52	0.72
2:N:232:ILE:HG13	2:N:263:TYR:CE1	2.25	0.72
2:N:268:ARG:HA	2:N:284:PRO:CD	2.20	0.72

*Continued on next page...*

*Continued from previous page...*

Atom-1	Atom-2	Interatomic distance (Å)	Clash overlap (Å)
1:A:12:PRO:HG2	1:A:340:ARG:HD2	1.71	0.72
1:A:27:ILE:HB	1:A:71:LEU:HD22	1.72	0.72
1:B:195:VAL:O	1:B:196:GLN:HB2	1.90	0.72
1:B:202:ASN:HD22	1:B:203:THR:N	1.88	0.72
1:B:238:GLN:NE2	1:B:238:GLN:H	1.88	0.72
1:B:248:ASP:O	1:B:284:ARG:HD2	1.89	0.72
2:E:48:ILE:N	2:E:48:ILE:HD13	2.05	0.72
1:B:418:HIS:CE1	1:B:496:GLN:HB2	2.24	0.72
2:M:367:GLY:CA	2:M:376:LYS:HB2	2.19	0.72
1:I:35:LEU:HD13	1:I:55:THR:HG22	1.72	0.71
1:J:286:VAL:C	1:J:287:LEU:HD23	2.10	0.71
1:J:72:ALA:HB2	1:J:188:PRO:HA	1.70	0.71
1:K:133:MET:HG2	1:K:134:VAL:H	1.55	0.71
1:K:198:LYS:HG2	2:N:198:GLN:OE1	1.90	0.71
1:K:89:ARG:HB3	1:K:94:ILE:HD11	1.71	0.71
2:M:234:THR:N	2:M:235:PRO:CD	2.53	0.71
2:M:261:THR:N	2:M:314:LEU:HD22	2.05	0.71
1:A:300:GLU:O	1:A:303:ILE:HG12	1.90	0.71
1:A:40:ILE:HD11	1:A:48:PHE:HB3	1.70	0.71
2:E:125:ARG:HG2	2:E:126:LYS:H	1.53	0.71
2:E:173:VAL:HG21	2:E:185:GLU:OE1	1.90	0.71
2:F:271:GLY:CA	2:F:284:PRO:HG3	2.20	0.71
1:C:215:LEU:HD13	1:C:216:PHE:CD2	2.25	0.71
1:A:149:VAL:HG13	1:A:181:LEU:HD11	1.72	0.71
1:K:200:ASP:CB	1:K:201:PRO:HD2	2.20	0.71
4:P:1:MET:CB	4:P:18:LEU:HD11	2.11	0.71
1:I:189:VAL:O	1:I:364:ARG:NH1	2.22	0.71
1:K:215:LEU:HD22	1:K:216:PHE:CE2	2.24	0.71
2:N:134:GLY:CA	2:N:170:GLN:HB3	2.17	0.71
1:A:486:VAL:O	1:A:490:ILE:HG13	1.90	0.71
2:D:257:LEU:CD1	2:D:312:PRO:HA	2.20	0.71
2:E:378:VAL:HA	2:E:454:ILE:HD11	1.71	0.71
2:F:136:SER:O	2:F:137:THR:C	2.28	0.71
2:F:154:SER:HA	2:F:158:LEU:CD2	2.20	0.71
2:F:11:ILE:HG21	2:F:71:THR:HB	1.72	0.71
1:C:133:MET:HG2	1:C:134:VAL:H	1.53	0.71
1:C:482:LEU:O	1:C:486:VAL:HG23	1.90	0.71
1:C:428:TYR:OH	2:F:157:GLY:HA3	1.91	0.71
1:B:336:GLU:OE1	2:D:288:TYR:HB3	1.90	0.71
1:J:235:THR:HA	1:J:238:GLN:OE1	1.91	0.71
1:K:314:ARG:HG3	1:K:378:VAL:N	2.04	0.71

*Continued on next page...*

*Continued from previous page...*

Atom-1	Atom-2	Interatomic distance (Å)	Clash overlap (Å)
2:L:298:ALA:CB	2:L:310:GLN:HB2	2.20	0.71
2:L:298:ALA:HB2	2:L:310:GLN:HB2	1.72	0.71
2:L:392:ILE:HA	2:L:395:LEU:CG	2.20	0.71
2:N:166:GLN:HA	2:N:169:ARG:NH1	2.05	0.71
1:B:180:GLU:O	1:B:181:LEU:CB	2.38	0.71
1:B:272:LEU:HD13	1:B:281:LEU:C	2.09	0.71
1:B:319:SER:CA	1:B:377:ALA:HB3	2.19	0.71
2:E:260:MET:HE1	2:E:313:ILE:H	1.55	0.71
2:E:284:PRO:HB3	2:E:286:TYR:HE1	1.53	0.71
2:E:256:ILE:HG12	2:E:311:ILE:HG12	1.72	0.71
1:C:386:PRO:O	2:E:331:TYR:OH	2.09	0.71
2:F:166:GLN:HA	2:F:169:ARG:HH12	1.54	0.71
1:A:150:PRO:HB2	1:A:153:VAL:HG21	1.71	0.71
4:P:52:LEU:HD13	4:P:58:ALA:HB2	1.70	0.71
1:J:264:ASP:HA	2:L:126:LYS:HD2	1.72	0.71
2:N:396:VAL:HG13	2:N:397:ALA:N	2.04	0.71
4:P:79:GLU:HG3	4:P:80:ALA:H	1.55	0.71
3:O:119:THR:HG21	3:O:123:THR:HG21	1.72	0.71
3:O:61:TYR:CE2	4:P:12:GLY:HA3	2.25	0.71
1:J:52:TYR:CD1	1:J:52:TYR:N	2.46	0.71
1:J:75:LEU:O	1:J:184:TYR:HB2	1.90	0.71
2:N:148:GLN:HA	2:N:334:GLU:OE1	1.90	0.71
2:N:151:PRO:O	2:N:337:ILE:HG23	1.90	0.71
1:B:369:ILE:HG12	1:B:370:THR:N	2.03	0.71
1:B:507:CYS:SG	1:B:511:LYS:HD3	2.30	0.71
1:C:265:VAL:O	1:C:269:PHE:HD1	1.74	0.71
1:C:269:PHE:HA	1:C:272:LEU:HG	1.71	0.71
1:A:221:GLY:HA2	1:A:379:THR:HG23	1.72	0.71
1:J:230:PHE:HB2	1:J:387:PRO:HB3	1.73	0.71
1:J:263:THR:C	1:J:266:LEU:HG	2.11	0.71
1:J:26:ASP:HB3	1:J:69:LEU:N	2.06	0.71
1:J:262:MET:HE3	1:J:290:ASN:H	1.56	0.71
1:K:193:ARG:HG2	1:K:193:ARG:HH11	1.54	0.71
1:K:300:GLU:HA	1:K:330:TRP:HE1	1.52	0.71
2:M:254:LEU:CD2	2:M:256:ILE:HD11	2.20	0.71
2:M:343:LEU:HB3	2:M:351:PRO:HA	1.71	0.71
2:M:405:THR:N	2:M:408:ASP:OD1	2.22	0.71
3:O:12:LEU:H	3:O:12:LEU:CD1	2.02	0.71
1:A:8:LYS:O	1:A:14:VAL:HG13	1.90	0.71
1:A:27:ILE:N	1:A:71:LEU:HD23	2.05	0.71
1:A:417:ARG:HE	2:F:384:SER:CB	1.96	0.71

*Continued on next page...*

*Continued from previous page...*

Atom-1	Atom-2	Interatomic distance (Å)	Clash overlap (Å)
1:B:313:PHE:HA	1:B:316:GLN:CD	2.11	0.71
1:B:440:ARG:HA	1:B:444:ALA:O	1.90	0.71
1:C:256:GLY:O	1:C:329:ARG:HG3	1.90	0.71
2:E:220:PHE:N	2:E:220:PHE:CD2	2.55	0.71
2:E:234:THR:N	2:E:235:PRO:CD	2.52	0.71
2:E:348:ILE:HD12	2:E:420:ARG:HB2	1.71	0.71
2:F:49:GLU:O	2:F:56:VAL:HG23	1.90	0.71
3:G:50:ARG:HH21	3:G:140:VAL:HG13	1.53	0.71
1:J:476:LEU:HB3	1:J:480:GLU:CB	2.20	0.71
1:J:481:ARG:HG3	1:J:481:ARG:HH11	1.55	0.71
1:B:21:GLY:C	2:E:67:ASP:HB2	2.10	0.71
1:J:11:GLY:N	2:L:274:ARG:NH2	2.38	0.71
1:K:300:GLU:CG	1:K:334:LEU:HD12	2.20	0.71
1:K:210:ARG:NH2	1:K:496:GLN:O	2.23	0.71
1:K:5:VAL:O	1:K:16:ALA:HB1	1.90	0.71
2:L:135:ILE:CB	2:L:138:ILE:HG22	2.20	0.71
2:M:36:LYS:CA	2:M:42:VAL:HG22	2.21	0.71
1:C:79:MET:O	1:C:286:VAL:HG22	1.91	0.71
2:D:11:ILE:CD1	2:D:11:ILE:H	2.03	0.71
2:D:298:ALA:CB	2:D:310:GLN:HB2	2.21	0.71
2:D:373:GLU:HG3	2:D:374:ASP:H	1.55	0.71
2:E:141:MET:CE	2:E:382:LEU:HD12	2.19	0.71
1:C:550:ARG:HE	2:E:456:LYS:HE2	1.55	0.71
1:C:89:ARG:HB3	1:C:94:ILE:HD11	1.72	0.71
2:N:381:GLN:OE1	2:N:453:ARG:HB3	1.91	0.71
1:I:146:LYS:O	1:I:147:ILE:HD13	1.90	0.71
4:H:52:LEU:CD1	4:H:58:ALA:HB2	2.21	0.71
1:A:221:GLY:CA	1:A:379:THR:HG23	2.21	0.71
3:O:64:LEU:CB	3:O:122:TYR:HB3	2.20	0.71
1:I:10:ALA:HB3	1:I:13:ALA:O	1.91	0.71
1:I:555:SER:O	1:I:559:PHE:HB2	1.91	0.71
1:J:111:LEU:HD12	1:J:111:LEU:H	1.55	0.71
1:J:420:PRO:CD	1:J:497:GLN:H	2.01	0.71
2:N:154:SER:HA	2:N:158:LEU:CD2	2.21	0.71
2:N:88:MET:O	2:N:218:VAL:HG22	1.90	0.71
2:N:135:ILE:HA	2:N:430:ARG:HB2	1.72	0.71
1:A:256:GLY:CA	1:A:292:SER:HA	2.20	0.71
1:B:251:VAL:HG12	1:B:252:TYR:H	1.53	0.71
1:B:307:VAL:HG13	1:B:308:THR:H	1.54	0.71
1:C:14:VAL:HG23	1:C:55:THR:HG21	1.73	0.71
2:D:295:TYR:HE2	2:D:332:ILE:HD12	1.56	0.71

*Continued on next page...*



*Continued from previous page...*

Atom-1	Atom-2	Interatomic distance (Å)	Clash overlap (Å)
1:I:270:PRO:HA	1:I:282:MET:CG	2.21	0.71
1:C:154:ARG:HH11	1:C:154:ARG:HB3	1.56	0.71
1:C:204:PRO:O	1:C:220:MET:HE3	1.91	0.71
2:E:398:ILE:CB	3:G:162:ASN:HD22	2.03	0.71
2:L:111:ARG:HB3	2:L:111:ARG:HH11	1.52	0.71
2:D:244:TYR:HA	2:D:248:GLU:HG2	1.72	0.71
1:I:213:ASP:HA	1:I:217:PRO:HB3	1.70	0.71
1:I:217:PRO:HG2	1:I:435:LEU:CD1	2.20	0.71
1:J:84:TYR:OH	1:J:110:ALA:O	2.07	0.71
1:J:236:VAL:HG11	1:J:419:PHE:HE1	1.55	0.71
2:M:121:PRO:HA	2:M:124:ARG:HD2	1.72	0.71
2:N:328:LEU:HA	2:N:331:TYR:HD1	1.54	0.71
1:A:291:THR:O	1:A:294:MET:HB2	1.90	0.71
1:A:226:ILE:HD13	1:A:407:TRP:HB2	1.70	0.71
1:B:286:VAL:HG13	1:B:288:ILE:HD11	1.72	0.71
1:B:227:PRO:HD3	1:B:406:PHE:CE1	2.25	0.71
1:C:258:ARG:HD2	1:C:258:ARG:N	2.05	0.71
1:C:12:PRO:HA	1:C:55:THR:OG1	1.91	0.71
2:D:132:GLN:HG2	2:D:133:THR:H	1.54	0.71
2:D:295:TYR:HA	2:D:310:GLN:NE2	2.06	0.71
2:D:322:THR:HG21	3:G:15:ARG:NH1	2.05	0.71
2:E:222:ASN:ND2	2:E:231:ARG:CG	2.50	0.71
2:F:386:TYR:CE1	2:F:418:PHE:HB3	2.25	0.71
1:C:84:TYR:OH	1:C:111:LEU:HD13	1.91	0.71
1:K:476:LEU:HB3	1:K:480:GLU:HB3	1.73	0.71
3:O:127:SER:HA	3:O:130:PHE:CD2	2.26	0.71
3:O:81:LEU:C	3:O:84:PRO:HD3	2.11	0.71
1:I:358:LEU:O	1:I:362:TYR:HB2	1.91	0.71
1:J:309:ILE:HG23	1:J:313:PHE:CZ	2.26	0.71
1:K:42:LEU:O	2:N:13:TYR:HD1	1.73	0.71
2:L:392:ILE:HA	2:L:395:LEU:HG	1.73	0.71
2:L:371:THR:OG1	2:L:432:ILE:HD11	1.91	0.71
2:M:92:ARG:HB2	2:M:219:LEU:HD12	1.71	0.71
2:M:267:LEU:HD12	2:M:267:LEU:C	2.10	0.71
2:N:222:ASN:HD22	2:N:230:GLU:HB2	1.54	0.71
1:A:213:ASP:HA	1:A:217:PRO:HB3	1.71	0.71
1:B:223:THR:HG21	1:B:362:TYR:HB3	1.72	0.71
2:D:31:ALA:CA	2:D:78:ASP:O	2.33	0.71
2:E:196:ILE:C	2:E:196:ILE:HD12	2.11	0.71
1:B:44:GLY:O	2:E:68:LEU:HD13	1.90	0.71
2:F:14:ILE:HD11	2:F:19:LEU:HD13	1.72	0.71

*Continued on next page...*

*Continued from previous page...*

Atom-1	Atom-2	Interatomic distance (Å)	Clash overlap (Å)
3:G:60:ALA:O	3:G:64:LEU:HD23	1.90	0.71
1:J:539:ILE:O	1:J:542:LEU:HG	1.91	0.71
2:F:405:THR:O	2:F:409:ARG:HG2	1.90	0.71
1:A:117:TRP:O	1:A:183:MET:HE3	1.90	0.71
1:J:475:ALA:HB2	4:P:98:ILE:CG1	2.20	0.71
1:I:226:ILE:HD13	1:I:407:TRP:HB2	1.72	0.71
1:J:286:VAL:HG13	1:J:288:ILE:HD11	1.71	0.71
1:J:59:LYS:O	1:J:62:GLU:HG3	1.91	0.71
2:L:373:GLU:HG3	2:L:374:ASP:H	1.54	0.71
1:A:314:ARG:HA	1:A:318:PHE:O	1.91	0.71
1:A:215:LEU:CD2	1:A:451:ARG:HB2	2.21	0.71
1:B:257:GLU:CB	1:B:262:MET:HG2	2.19	0.71
1:B:449:GLU:O	1:B:453:ALA:HB2	1.91	0.71
2:F:135:ILE:CG2	2:F:136:SER:N	2.53	0.71
2:F:235:PRO:O	2:F:239:LEU:HG	1.90	0.71
2:F:34:ASP:HA	2:F:43:ARG:O	1.90	0.71
2:F:386:TYR:HA	2:F:414:PHE:HZ	1.56	0.71
1:A:270:PRO:HA	1:A:282:MET:CG	2.21	0.71
1:C:422:ILE:HD12	1:C:423:ASN:H	1.56	0.71
1:I:174:VAL:O	1:I:175:LEU:HD23	1.91	0.71
1:A:539:ILE:HG12	1:A:574:PHE:HE2	1.55	0.71
1:K:267:VAL:C	1:K:270:PRO:HD2	2.11	0.70
1:K:53:GLU:OE1	1:K:105:GLY:N	2.20	0.70
2:L:326:PRO:HG2	2:L:327:ASP:H	1.56	0.70
2:M:19:LEU:H	2:M:57:ILE:HD12	1.54	0.70
2:D:233:LEU:CD2	2:D:233:LEU:H	2.04	0.70
2:E:321:ARG:HA	2:E:326:PRO:HG3	1.73	0.70
2:E:378:VAL:HG12	2:E:382:LEU:HD21	1.71	0.70
2:F:268:ARG:NH2	2:F:269:GLU:HG2	2.05	0.70
2:F:268:ARG:HH12	2:F:269:GLU:HG2	1.55	0.70
1:C:137:THR:HA	1:C:146:LYS:HA	1.72	0.70
1:C:205:PHE:CD2	1:C:379:THR:HG21	2.25	0.70
1:K:536:ILE:CD1	1:K:536:ILE:H	2.03	0.70
2:F:81:ARG:HB2	2:F:111:ARG:HB3	1.72	0.70
1:B:87:ILE:HG13	1:B:88:GLN:H	1.56	0.70
2:N:92:ARG:CB	2:N:101:ASP:HB3	2.21	0.70
1:J:1:MET:O	1:J:1:MET:HG3	1.91	0.70
4:H:79:GLU:HG3	4:H:80:ALA:H	1.56	0.70
3:O:130:PHE:HE1	4:P:12:GLY:O	1.73	0.70
1:J:454:ILE:HD11	1:J:516:MET:SD	2.31	0.70
1:K:79:MET:O	1:K:286:VAL:HG22	1.90	0.70

*Continued on next page...*

*Continued from previous page...*

Atom-1	Atom-2	Interatomic distance (Å)	Clash overlap (Å)
2:L:316:MET:SD	2:L:316:MET:N	2.63	0.70
2:N:14:ILE:HD11	2:N:19:LEU:HD13	1.73	0.70
2:N:337:ILE:HD12	2:N:338:GLN:N	2.05	0.70
2:N:41:ARG:CZ	2:N:43:ARG:HH22	2.04	0.70
1:B:330:TRP:CZ3	1:B:331:ALA:HA	2.26	0.70
1:C:300:GLU:HA	1:C:330:TRP:HE1	1.56	0.70
2:D:382:LEU:HD23	2:D:382:LEU:H	1.55	0.70
2:D:399:ILE:HG13	2:D:400:GLY:H	1.56	0.70
2:D:93:PHE:HB3	2:D:97:GLY:C	2.11	0.70
2:E:220:PHE:O	2:E:221:LEU:HD23	1.91	0.70
2:F:140:VAL:HG23	2:F:141:MET:H	1.56	0.70
1:C:87:ILE:O	1:C:89:ARG:HG3	1.91	0.70
1:C:417:ARG:HH22	2:E:453:ARG:NE	1.88	0.70
1:B:501:HIS:ND1	1:B:503:VAL:HG22	2.06	0.70
4:H:54:ASP:HB3	4:H:55:PRO:HD3	1.72	0.70
1:B:83:ILE:HD12	1:B:83:ILE:N	2.06	0.70
2:E:23:ASN:N	2:E:25:LYS:HE2	2.05	0.70
4:P:96:LYS:HE3	4:P:96:LYS:CA	2.09	0.70
1:J:32:GLU:HG3	1:J:63:PRO:CD	2.21	0.70
1:J:76:GLY:O	1:J:77:PRO:O	2.09	0.70
1:K:119:TRP:NE1	1:K:121:PRO:HD3	2.05	0.70
1:K:311:GLU:O	1:K:315:ASP:N	2.21	0.70
2:M:19:LEU:HD12	2:M:57:ILE:HD11	1.73	0.70
2:N:22:GLU:O	2:N:23:ASN:HB2	1.92	0.70
1:A:413:LEU:HB3	1:A:421:ALA:CB	2.21	0.70
1:C:346:ALA:CB	2:F:268:ARG:HD2	2.21	0.70
2:D:166:GLN:HE22	2:D:170:GLN:HE21	1.39	0.70
2:E:283:TYR:HD1	2:E:287:MET:HE1	1.57	0.70
2:E:294:ILE:HG22	2:E:295:TYR:CG	2.26	0.70
2:E:294:ILE:HG22	2:E:295:TYR:N	2.06	0.70
2:E:281:ARG:HH12	2:E:322:THR:HB	1.54	0.70
2:E:93:PHE:N	2:E:93:PHE:CD2	2.57	0.70
4:P:54:ASP:HB3	4:P:55:PRO:HD3	1.73	0.70
3:O:130:PHE:CE1	4:P:12:GLY:O	2.45	0.70
1:I:322:LEU:HB3	1:I:380:ILE:HG12	1.73	0.70
2:N:239:LEU:CD1	2:N:294:ILE:HG23	2.17	0.70
2:N:343:LEU:HA	2:N:346:LYS:HG2	1.74	0.70
1:B:398:SER:O	1:B:401:ARG:N	2.24	0.70
1:C:24:MET:SD	1:C:40:ILE:O	2.49	0.70
1:C:40:ILE:HD12	1:C:48:PHE:C	2.11	0.70
2:D:317:PRO:HG2	2:D:323:HIS:CD2	2.26	0.70

*Continued on next page...*

*Continued from previous page...*

Atom-1	Atom-2	Interatomic distance (Å)	Clash overlap (Å)
2:D:371:THR:OG1	2:D:432:ILE:HD11	1.92	0.70
2:E:114:ILE:HD12	2:E:114:ILE:C	2.11	0.70
2:E:310:GLN:O	2:E:312:PRO:HD3	1.90	0.70
2:E:92:ARG:HB2	2:E:219:LEU:HD12	1.73	0.70
1:A:258:ARG:NH2	2:F:331:TYR:HB3	2.06	0.70
1:C:212:LEU:HD23	1:C:212:LEU:C	2.11	0.70
1:C:311:GLU:HG2	1:C:314:ARG:NH1	2.05	0.70
1:J:410:ASP:CB	1:J:423:ASN:HB2	2.16	0.70
1:A:58:LEU:HD13	1:A:59:LYS:N	2.07	0.70
1:B:88:GLN:O	1:B:88:GLN:HG2	1.92	0.70
1:J:311:GLU:CG	1:J:314:ARG:NH2	2.55	0.70
1:K:134:VAL:CG1	1:K:146:LYS:HB3	2.19	0.70
2:L:317:PRO:HG2	2:L:323:HIS:CD2	2.25	0.70
2:M:192:ALA:HA	2:M:220:PHE:HB2	1.74	0.70
2:M:264:CYS:O	2:M:267:LEU:HG	1.91	0.70
2:M:291:LEU:CA	2:M:294:ILE:HG12	2.16	0.70
2:M:378:VAL:HA	2:M:454:ILE:HD11	1.73	0.70
2:M:18:LEU:HA	2:M:57:ILE:O	1.91	0.70
1:J:21:GLY:HA2	2:M:68:LEU:N	2.05	0.70
2:N:166:GLN:HA	2:N:169:ARG:HH12	1.56	0.70
1:B:180:GLU:O	1:B:181:LEU:CD2	2.39	0.70
1:B:216:PHE:O	1:B:407:TRP:CZ2	2.42	0.70
2:E:130:PHE:CE1	2:E:143:THR:HB	2.21	0.70
2:F:88:MET:O	2:F:218:VAL:HG22	1.91	0.70
2:L:257:LEU:CG	2:L:312:PRO:HA	2.22	0.70
2:M:99:PRO:HB2	2:M:105:PRO:HG3	1.72	0.70
2:M:240:THR:O	2:M:243:GLU:HB2	1.91	0.70
2:M:348:ILE:CD1	2:M:420:ARG:HB2	2.21	0.70
1:J:21:GLY:O	2:M:67:ASP:CB	2.39	0.70
1:A:312:TYR:O	1:A:316:GLN:NE2	2.24	0.70
1:C:51:VAL:HG21	1:C:55:THR:HG22	1.74	0.70
2:F:335:GLY:CA	2:F:359:SER:HA	2.20	0.70
2:F:395:LEU:O	2:F:399:ILE:HG12	1.91	0.70
1:C:487:GLY:HA2	1:C:490:ILE:CG1	2.22	0.70
3:G:122:TYR:O	3:G:125:GLU:HG2	1.91	0.70
2:D:92:ARG:HB3	2:D:101:ASP:CB	2.16	0.70
1:J:545:LEU:C	1:J:545:LEU:HD23	2.12	0.70
1:A:526:ALA:O	1:A:530:ILE:HG12	1.92	0.70
1:A:7:GLN:HB2	1:A:17:LYS:HB3	1.74	0.70
2:E:373:GLU:CD	2:E:373:GLU:H	1.94	0.70
1:I:199:LEU:HD23	1:I:200:ASP:O	1.92	0.70

*Continued on next page...*

*Continued from previous page...*

Atom-1	Atom-2	Interatomic distance (Å)	Clash overlap (Å)
1:I:304:TYR:OH	1:I:357:ARG:HD2	1.91	0.70
1:I:317:GLY:HA3	1:I:374:GLU:HB2	1.74	0.70
1:J:236:VAL:HG13	1:J:237:THR:N	2.05	0.70
1:J:272:LEU:HB3	1:J:281:LEU:H	1.57	0.70
2:L:117:LEU:N	2:L:297:ARG:HH22	1.89	0.70
2:M:114:ILE:CD1	2:M:115:THR:N	2.44	0.70
2:M:60:PHE:HA	2:M:229:ILE:HG21	1.73	0.70
1:A:439:TYR:CD1	1:A:447:TYR:HE2	2.10	0.70
1:B:238:GLN:O	1:B:241:LEU:HB3	1.91	0.70
2:E:229:ILE:HG13	2:E:233:LEU:HD21	1.73	0.70
1:C:59:LYS:HE2	2:E:28:ALA:N	2.07	0.70
2:F:392:ILE:HD12	2:F:392:ILE:N	2.06	0.70
1:C:202:ASN:OD1	1:C:367:LYS:HD3	1.91	0.70
1:C:559:PHE:HB3	1:C:560:PRO:HD3	1.74	0.70
1:B:470:LEU:CD1	1:B:471:VAL:H	1.98	0.70
3:G:153:GLU:HG3	3:G:154:ILE:HD13	1.72	0.70
1:A:174:VAL:O	1:A:175:LEU:HD23	1.91	0.70
1:I:224:ALA:HB3	1:I:381:VAL:HG22	1.72	0.70
2:E:53:GLU:O	2:E:54:TYR:HB3	1.91	0.70
2:N:413:GLN:HA	2:N:413:GLN:NE2	2.05	0.70
1:J:215:LEU:HB2	1:J:216:PHE:CE2	2.27	0.70
1:K:137:THR:HG22	1:K:138:VAL:N	2.05	0.70
1:K:199:LEU:HD11	1:K:369:ILE:N	2.05	0.70
1:K:202:ASN:OD1	1:K:367:LYS:HD3	1.92	0.70
1:K:28:CYS:O	1:K:37:GLY:N	2.21	0.70
2:M:114:ILE:HB	2:M:237:MET:HA	1.74	0.70
2:N:61:GLU:HG3	2:N:227:PRO:HG3	1.71	0.70
2:L:277:ILE:HG23	3:O:194:LEU:HD13	1.73	0.70
1:B:249:VAL:HG11	1:B:320:VAL:HG13	1.74	0.70
1:C:258:ARG:HE	1:C:329:ARG:HD2	1.57	0.70
2:D:137:THR:HG22	2:D:425:GLN:OE1	1.91	0.70
2:F:98:LYS:O	2:F:100:ILE:HG12	1.92	0.70
2:N:378:VAL:HA	2:N:454:ILE:HD11	1.73	0.70
3:G:83:VAL:CG1	3:G:110:ASP:HB2	2.21	0.70
3:G:155:LYS:CB	4:H:96:LYS:HE2	2.22	0.70
1:I:167:THR:HG23	1:I:170:GLU:OE2	1.91	0.70
1:I:259:GLY:N	2:N:296:GLU:HG3	2.07	0.70
1:I:439:TYR:CD1	1:I:447:TYR:HE2	2.09	0.70
1:I:451:ARG:HB3	1:I:516:MET:HE1	1.73	0.70
1:J:111:LEU:HA	1:J:115:LYS:NZ	2.07	0.70
1:J:90:PRO:HB2	1:J:93:ARG:HG2	1.72	0.70

*Continued on next page...*

*Continued from previous page...*

Atom-1	Atom-2	Interatomic distance (Å)	Clash overlap (Å)
1:K:417:ARG:N	1:K:417:ARG:HD3	2.07	0.70
2:M:264:CYS:HA	2:M:267:LEU:CD2	2.21	0.70
3:O:156:LYS:HA	3:O:159:ARG:HD3	1.74	0.70
1:A:454:ILE:CD1	1:A:458:LEU:HD21	2.21	0.70
2:D:246:ALA:HB3	2:D:308:VAL:CG2	2.21	0.70
2:D:257:LEU:CG	2:D:312:PRO:HA	2.19	0.70
2:F:136:SER:O	2:F:140:VAL:HG22	1.91	0.70
1:C:134:VAL:CG1	1:C:146:LYS:HB3	2.21	0.70
1:C:511:LYS:HE2	1:C:551:ALA:O	1.91	0.70
3:G:130:PHE:HE1	4:H:12:GLY:C	1.94	0.70
1:A:135:LEU:HD11	1:A:181:LEU:HD13	1.73	0.70
1:J:530:ILE:HG23	1:J:539:ILE:HD11	1.73	0.70
3:O:130:PHE:CD2	4:P:16:ALA:HB3	2.26	0.70
1:I:559:PHE:HB3	1:I:560:PRO:HD3	1.73	0.70
1:J:227:PRO:CD	1:J:408:ARG:HA	2.22	0.70
1:K:29:LYS:H	1:K:65:VAL:HG23	1.57	0.70
2:L:287:MET:C	2:L:291:LEU:HD13	2.12	0.70
2:N:334:GLU:O	2:N:360:ARG:HB2	1.92	0.70
5:I:600:ADP:O1A	2:N:360:ARG:CZ	2.40	0.70
2:N:41:ARG:NE	2:N:43:ARG:NH2	2.40	0.70
1:A:234:LYS:O	1:A:237:THR:HG22	1.90	0.70
1:A:384:VAL:HG22	1:A:395:VAL:HG12	1.73	0.70
1:B:491:ARG:HA	1:B:495:LEU:HB3	1.73	0.70
2:F:156:SER:H	2:F:341:ARG:HH11	1.40	0.70
1:C:314:ARG:O	1:C:376:GLY:HA3	1.91	0.70
3:G:87:GLU:C	3:G:89:VAL:HG12	2.11	0.70
4:H:4:ILE:HG22	4:H:21:TYR:N	2.02	0.70
2:D:135:ILE:CB	2:D:138:ILE:HG22	2.22	0.70
1:I:118:ALA:HB3	1:I:139:PRO:HG3	1.73	0.70
1:J:231:GLY:O	1:J:234:LYS:HB2	1.92	0.69
1:J:362:TYR:HA	1:J:380:ILE:CD1	2.22	0.69
1:K:232:SER:O	5:K:600:ADP:O2A	2.10	0.69
2:L:267:LEU:HD11	2:L:284:PRO:HG2	1.74	0.69
2:M:284:PRO:HB3	2:M:286:TYR:HE1	1.57	0.69
2:N:154:SER:HA	2:N:158:LEU:HD23	1.73	0.69
1:B:173:VAL:HB	1:B:181:LEU:HD11	1.73	0.69
1:B:205:PHE:HB2	1:B:218:VAL:O	1.92	0.69
1:B:231:GLY:O	1:B:234:LYS:HB2	1.92	0.69
1:B:16:ALA:CB	1:B:64:VAL:HG11	2.22	0.69
1:C:32:GLU:HG3	1:C:62:GLU:CG	2.22	0.69
1:A:354:LEU:HD22	2:D:268:ARG:CZ	2.21	0.69

*Continued on next page...*

*Continued from previous page...*

Atom-1	Atom-2	Interatomic distance (Å)	Clash overlap (Å)
2:D:336:GLN:O	2:D:358:LEU:N	2.22	0.69
2:F:420:ARG:O	2:F:424:ASN:HB2	1.92	0.69
1:I:240:SER:HA	1:I:243:LYS:HG2	1.74	0.69
2:E:82:LEU:HD12	2:E:111:ARG:CZ	2.21	0.69
2:N:414:PHE:O	2:N:417:ALA:HB3	1.92	0.69
1:J:507:CYS:CB	1:J:511:LYS:HD3	2.22	0.69
4:H:23:ALA:HB3	4:H:26:ALA:HB3	1.73	0.69
1:A:167:THR:HG23	1:A:170:GLU:OE2	1.91	0.69
3:O:68:GLN:HE22	3:O:123:THR:CA	2.02	0.69
1:I:418:HIS:HD1	1:I:496:GLN:HG3	1.57	0.69
1:J:195:VAL:O	1:J:196:GLN:HB2	1.91	0.69
1:K:255:CYS:HB2	1:K:330:TRP:HB2	1.73	0.69
1:K:437:PRO:O	1:K:441:GLU:HB2	1.92	0.69
2:M:90:GLY:N	2:M:217:SER:H	1.90	0.69
2:N:60:PHE:HD1	2:N:229:ILE:HG12	1.58	0.69
1:A:258:ARG:CG	1:A:258:ARG:NH1	2.49	0.69
1:C:53:GLU:OE1	1:C:105:GLY:N	2.24	0.69
2:D:338:GLN:HG2	2:D:339:LEU:N	2.07	0.69
2:E:81:ARG:HA	2:E:113:PRO:HA	1.74	0.69
2:E:190:VAL:HG22	2:E:218:VAL:HG23	1.73	0.69
2:E:265:GLU:O	2:E:268:ARG:HG3	1.91	0.69
2:F:144:LEU:HD12	2:F:145:VAL:H	1.57	0.69
2:F:267:LEU:HD12	2:F:270:ILE:HD11	1.72	0.69
1:C:212:LEU:HD23	1:C:213:ASP:N	2.06	0.69
1:C:94:ILE:HG23	1:C:98:THR:CG2	2.22	0.69
3:G:130:PHE:CE1	4:H:12:GLY:C	2.65	0.69
2:M:173:VAL:HG21	2:M:185:GLU:OE1	1.91	0.69
4:H:52:LEU:HD22	4:H:58:ALA:CB	2.23	0.69
2:N:457:ASP:C	2:N:461:LYS:HG2	2.12	0.69
1:I:28:CYS:O	1:I:36:VAL:HG13	1.92	0.69
1:J:137:THR:OG1	1:J:144:THR:HG22	1.91	0.69
1:J:221:GLY:CA	1:J:378:VAL:C	2.61	0.69
1:J:6:ILE:N	1:J:61:GLY:HA2	2.07	0.69
2:L:142:ASN:ND2	2:L:358:LEU:HD12	2.07	0.69
2:M:36:LYS:O	2:M:71:THR:HA	1.92	0.69
1:A:2:ILE:O	1:A:65:VAL:HG13	1.92	0.69
1:B:310:ALA:HB1	1:B:320:VAL:HG11	1.74	0.69
1:B:330:TRP:CE3	1:B:331:ALA:CA	2.75	0.69
1:B:486:VAL:HG12	1:B:490:ILE:HD11	1.74	0.69
1:C:24:MET:HE3	2:F:14:ILE:HG22	1.71	0.69
2:E:314:LEU:HD12	2:E:314:LEU:C	2.12	0.69

*Continued on next page...*

*Continued from previous page...*

Atom-1	Atom-2	Interatomic distance (Å)	Clash overlap (Å)
2:F:378:VAL:HA	2:F:454:ILE:HD11	1.74	0.69
2:F:60:PHE:HD1	2:F:229:ILE:HG12	1.57	0.69
4:P:28:GLU:C	4:P:30:GLN:H	1.95	0.69
4:P:33:LEU:O	4:P:37:VAL:HG23	1.91	0.69
1:C:539:ILE:N	1:C:539:ILE:HD12	2.08	0.69
2:N:246:ALA:O	2:N:306:GLY:HA3	1.93	0.69
2:E:8:TYR:CE1	2:E:27:LEU:HD21	2.27	0.69
1:A:161:LYS:HD2	1:A:162:PRO:HD2	1.75	0.69
1:I:7:GLN:HB2	1:I:17:LYS:HB3	1.74	0.69
1:B:1:MET:O	1:B:1:MET:HG3	1.91	0.69
4:P:48:ASP:O	4:P:53:PRO:HG3	1.92	0.69
1:K:206:LEU:HA	1:K:213:ASP:OD2	1.93	0.69
1:K:422:ILE:CD1	1:K:423:ASN:H	2.05	0.69
1:K:84:TYR:OH	1:K:111:LEU:HD13	1.92	0.69
2:M:130:PHE:HE1	2:M:143:THR:CB	2.04	0.69
2:M:34:ASP:O	2:M:73:VAL:HA	1.92	0.69
2:N:144:LEU:HD12	2:N:145:VAL:H	1.57	0.69
2:N:89:LEU:CD2	2:N:218:VAL:HG23	2.20	0.69
1:A:418:HIS:HD1	1:A:496:GLN:HG3	1.58	0.69
2:E:239:LEU:HD13	2:E:297:ARG:CD	2.21	0.69
2:E:267:LEU:C	2:E:267:LEU:HD12	2.12	0.69
1:C:518:MET:HE2	1:C:548:ILE:HD13	1.74	0.69
1:B:84:TYR:OH	1:B:110:ALA:O	2.09	0.69
2:F:409:ARG:HH12	2:F:412:LEU:HD23	1.58	0.69
3:O:84:PRO:O	3:O:86:LEU:HD12	1.92	0.69
4:P:4:ILE:C	4:P:4:ILE:HD12	2.13	0.69
1:I:253:VAL:HB	1:I:288:ILE:HB	1.73	0.69
1:I:41:ARG:HD3	2:L:14:ILE:O	1.92	0.69
1:J:113:ARG:HD2	1:J:169:GLU:CB	2.15	0.69
1:K:265:VAL:O	1:K:269:PHE:HD1	1.74	0.69
1:K:362:TYR:OH	1:K:399:THR:HG23	1.91	0.69
1:K:363:GLU:OE2	2:N:224:ALA:HB3	1.92	0.69
1:K:40:ILE:HD11	1:K:49:VAL:O	1.93	0.69
2:M:92:ARG:HA	2:M:219:LEU:HB2	1.75	0.69
2:M:37:ASP:N	2:M:41:ARG:O	2.24	0.69
1:C:338:SER:HB2	1:C:351:PRO:HB3	1.74	0.69
2:E:277:ILE:CG2	2:E:277:ILE:O	2.40	0.69
2:F:159:PRO:HD3	2:F:344:HIS:CD2	2.27	0.69
2:F:194:MET:HA	2:F:222:ASN:HB3	1.74	0.69
1:C:346:ALA:HB2	2:F:268:ARG:HD2	1.74	0.69
1:A:6:ILE:HD12	1:A:62:GLU:HB2	1.73	0.69

*Continued on next page...*



*Continued from previous page...*

Atom-1	Atom-2	Interatomic distance (Å)	Clash overlap (Å)
2:D:111:ARG:HH11	2:D:111:ARG:HB3	1.53	0.69
1:K:319:SER:HA	1:K:377:ALA:HB3	1.73	0.69
1:J:24:MET:HG3	2:M:63:THR:O	1.92	0.69
2:N:252:HIS:NE2	2:N:305:LYS:HE3	2.07	0.69
2:N:355:LEU:HB2	2:N:356:PRO:HD3	1.74	0.69
1:B:440:ARG:CB	1:B:445:GLU:HA	2.23	0.69
1:C:5:VAL:O	1:C:16:ALA:HB1	1.91	0.69
2:E:233:LEU:N	2:E:235:PRO:HD2	2.07	0.69
2:E:149:LYS:HD3	2:E:334:GLU:OE2	1.92	0.69
2:E:37:ASP:N	2:E:41:ARG:O	2.26	0.69
2:F:268:ARG:HA	2:F:284:PRO:CD	2.21	0.69
2:F:148:GLN:HA	2:F:334:GLU:OE1	1.92	0.69
1:J:476:LEU:HB2	1:J:481:ARG:NH1	2.08	0.69
1:I:115:LYS:O	1:I:167:THR:HG22	1.91	0.69
2:N:254:LEU:HD12	2:N:254:LEU:N	2.07	0.69
1:I:314:ARG:HD2	1:I:368:VAL:HG22	1.74	0.69
1:J:4:GLY:HA3	1:J:19:MET:SD	2.33	0.69
1:J:230:PHE:HB2	1:J:387:PRO:CB	2.22	0.69
1:J:440:ARG:CB	1:J:445:GLU:HA	2.19	0.69
1:J:210:ARG:HB2	1:J:497:GLN:NE2	2.07	0.69
1:K:154:ARG:HH11	1:K:154:ARG:HB3	1.56	0.69
1:K:250:VAL:O	1:K:285:THR:HG23	1.92	0.69
1:K:314:ARG:HB2	1:K:378:VAL:HG23	1.72	0.69
1:K:467:ILE:HA	1:K:470:LEU:HB3	1.74	0.69
5:I:600:ADP:O3'	2:N:360:ARG:CA	2.40	0.69
1:A:23:ARG:HD3	1:A:68:GLY:O	1.92	0.69
1:B:180:GLU:O	1:B:181:LEU:HB3	1.92	0.69
1:B:227:PRO:HG3	1:B:408:ARG:HG3	1.73	0.69
1:B:382:GLY:O	1:B:384:VAL:N	2.21	0.69
1:C:262:MET:SD	1:C:289:ALA:HB1	2.32	0.69
2:D:462:TYR:HD1	2:D:462:TYR:H	1.41	0.69
2:E:239:LEU:HD22	2:E:297:ARG:NE	2.07	0.69
1:B:24:MET:CB	2:E:64:THR:HA	2.22	0.69
1:C:205:PHE:HA	1:C:246:ASN:ND2	2.06	0.69
2:D:90:GLY:HA2	2:D:214:LEU:O	1.92	0.69
1:I:225:ALA:HA	1:I:381:VAL:HG13	1.75	0.69
1:C:200:ASP:HB3	1:C:201:PRO:HD2	1.74	0.69
5:I:600:ADP:HO3'	2:N:360:ARG:HA	1.56	0.69
1:K:369:ILE:HA	1:K:375:GLU:HA	1.74	0.69
2:L:153:PHE:N	2:L:153:PHE:CD1	2.60	0.69
2:M:262:ASN:HA	2:M:265:GLU:HB2	1.75	0.69

*Continued on next page...*

*Continued from previous page...*

Atom-1	Atom-2	Interatomic distance (Å)	Clash overlap (Å)
2:M:267:LEU:HD12	2:M:268:ARG:N	2.07	0.69
1:I:316:GLN:HA	1:I:372:GLY:HA3	1.74	0.69
1:J:272:LEU:HD22	1:J:281:LEU:CB	2.21	0.69
1:K:210:ARG:NH2	1:K:497:GLN:HB2	2.08	0.69
1:K:314:ARG:CG	1:K:377:ALA:H	2.05	0.69
2:L:259:ASP:N	2:L:313:ILE:O	2.26	0.69
2:M:267:LEU:C	2:M:270:ILE:HD13	2.12	0.69
2:M:343:LEU:CB	2:M:351:PRO:HA	2.23	0.69
1:B:263:THR:O	1:B:266:LEU:HG	1.93	0.69
1:B:308:THR:HA	1:B:364:ARG:NH2	2.07	0.69
2:E:92:ARG:C	2:E:93:PHE:HD2	1.95	0.69
1:C:24:MET:HE2	2:F:14:ILE:HG22	1.73	0.69
1:B:37:GLY:HA2	1:B:52:TYR:HE1	1.58	0.69
1:B:6:ILE:HB	1:B:61:GLY:CA	2.22	0.69
1:C:9:ILE:HD11	1:C:59:LYS:O	1.93	0.69
2:D:382:LEU:N	2:D:382:LEU:HD23	2.07	0.69
2:D:399:ILE:HB	2:D:403:ALA:CB	2.23	0.69
2:D:17:PRO:HB3	2:D:62:GLU:O	1.92	0.69
2:E:420:ARG:HG3	2:E:420:ARG:O	1.92	0.69
2:F:232:ILE:HG13	2:F:263:TYR:CE1	2.28	0.69
2:F:314:LEU:HD22	2:F:325:ILE:CG2	2.23	0.69
1:C:417:ARG:HE	2:E:383:TYR:HB2	1.58	0.69
1:I:529:ALA:O	1:I:534:VAL:HB	1.93	0.69
2:E:405:THR:N	2:E:408:ASP:OD1	2.25	0.69
2:E:367:GLY:CA	2:E:376:LYS:HB2	2.22	0.69
3:O:101:VAL:HB	3:O:149:LYS:HE2	1.73	0.69
1:J:205:PHE:HB3	1:J:218:VAL:O	1.92	0.69
1:J:325:ASP:OD1	1:J:326:SER:N	2.26	0.69
1:J:468:VAL:HA	1:J:471:VAL:HG13	1.74	0.69
2:L:143:THR:H	2:L:362:MET:CG	2.04	0.69
1:I:347:GLU:HB2	2:L:268:ARG:HG3	1.73	0.69
2:M:196:ILE:C	2:M:196:ILE:HD12	2.13	0.69
2:M:260:MET:CE	2:M:313:ILE:H	2.06	0.69
2:M:314:LEU:HD12	2:M:314:LEU:O	1.91	0.69
2:M:91:ARG:NH1	2:M:103:LEU:HD12	2.07	0.69
1:A:462:ALA:HA	1:A:465:GLN:HB2	1.75	0.69
2:D:291:LEU:O	2:D:294:ILE:HB	1.93	0.69
2:E:260:MET:CE	2:E:313:ILE:H	2.06	0.69
2:F:41:ARG:CZ	2:F:43:ARG:HH22	2.06	0.69
3:G:11:LEU:HD13	3:G:183:LEU:HD11	1.75	0.69
1:C:187:TRP:CE3	1:C:188:PRO:HD2	2.27	0.69

*Continued on next page...*

*Continued from previous page...*

Atom-1	Atom-2	Interatomic distance (Å)	Clash overlap (Å)
1:C:210:ARG:CZ	1:C:497:GLN:HB2	2.23	0.69
3:G:164:LEU:CA	3:G:168:VAL:HB	2.23	0.69
3:G:64:LEU:H	3:G:64:LEU:HD23	1.57	0.69
4:H:2:ALA:HB3	4:H:42:TYR:CE1	2.28	0.69
2:L:92:ARG:HB3	2:L:101:ASP:CB	2.17	0.69
1:I:159:GLU:HG2	1:I:174:VAL:HB	1.75	0.69
1:I:58:LEU:HD13	1:I:59:LYS:N	2.08	0.69
2:F:92:ARG:CB	2:F:101:ASP:HB3	2.22	0.69
1:I:540:LEU:HD22	1:I:541:GLN:HE21	1.55	0.69
1:B:8:LYS:HG2	2:D:51:SER:HB2	1.75	0.69
2:F:277:ILE:O	2:F:277:ILE:HG13	1.92	0.69
3:O:62:ALA:CA	3:O:65:LEU:HD13	2.23	0.69
1:I:217:PRO:HG2	1:I:435:LEU:HD13	1.76	0.69
1:K:38:GLU:HB3	1:K:50:GLN:HB3	1.73	0.69
2:N:20:PHE:O	2:N:21:VAL:HG23	1.92	0.69
2:N:354:PRO:HB2	2:N:357:SER:HB2	1.73	0.69
2:D:404:LEU:HD13	2:D:408:ASP:OD2	1.92	0.69
2:E:125:ARG:HB2	2:E:302:GLU:HA	1.74	0.69
2:E:197:THR:O	2:E:201:LEU:HB3	1.93	0.69
2:F:268:ARG:HA	2:F:284:PRO:HD3	1.75	0.69
1:A:240:SER:HA	1:A:243:LYS:HG2	1.75	0.69
1:C:115:LYS:O	1:C:167:THR:HB	1.93	0.69
2:E:446:LEU:N	2:E:446:LEU:HD23	2.08	0.69
3:G:47:MET:HA	3:G:50:ARG:HB2	1.75	0.69
1:A:199:LEU:HD23	1:A:200:ASP:O	1.92	0.69
1:J:21:GLY:CA	2:M:69:ALA:H	2.06	0.68
1:J:519:ILE:HG12	1:J:548:ILE:HG21	1.75	0.68
2:M:298:ALA:HB2	2:M:310:GLN:NE2	2.08	0.68
2:M:91:ARG:HB3	2:M:93:PHE:CE2	2.26	0.68
1:A:347:GLU:HB2	2:D:268:ARG:HG3	1.74	0.68
2:D:143:THR:H	2:D:362:MET:CG	2.04	0.68
2:E:136:SER:O	2:E:138:ILE:N	2.27	0.68
2:E:348:ILE:CD1	2:E:420:ARG:HB2	2.22	0.68
2:F:268:ARG:HB2	2:F:283:TYR:CE1	2.27	0.68
2:F:57:ILE:HD12	2:F:57:ILE:N	2.08	0.68
1:C:134:VAL:HG11	1:C:146:LYS:HE2	1.73	0.68
1:B:210:ARG:NH2	1:B:497:GLN:HG3	2.07	0.68
1:A:159:GLU:HG2	1:A:174:VAL:HB	1.75	0.68
1:A:115:LYS:O	1:A:167:THR:HG22	1.92	0.68
2:F:254:LEU:N	2:F:254:LEU:HD12	2.08	0.68
1:I:341:LEU:HD13	1:I:343:GLU:OE2	1.93	0.68

*Continued on next page...*

*Continued from previous page...*

Atom-1	Atom-2	Interatomic distance (Å)	Clash overlap (Å)
1:I:395:VAL:HA	1:I:398:SER:OG	1.92	0.68
2:L:343:LEU:O	2:L:348:ILE:HB	1.93	0.68
2:M:195:GLY:O	2:M:262:ASN:ND2	2.26	0.68
2:M:294:ILE:HG22	2:M:295:TYR:CG	2.28	0.68
1:A:11:GLY:N	2:F:49:GLU:HG3	2.05	0.68
1:A:235:THR:N	5:A:600:ADP:O2A	2.25	0.68
1:B:193:ARG:HB2	1:B:311:GLU:HB3	1.76	0.68
1:B:452:ASP:O	1:B:455:SER:OG	2.10	0.68
1:C:29:LYS:H	1:C:65:VAL:HG23	1.58	0.68
2:E:130:PHE:CZ	2:E:139:ASP:HB3	2.27	0.68
2:E:144:LEU:CD1	2:E:145:VAL:H	2.05	0.68
2:F:134:GLY:CA	2:F:170:GLN:HB3	2.16	0.68
2:F:48:ILE:HD11	2:F:57:ILE:O	1.93	0.68
4:H:33:LEU:O	4:H:37:VAL:HG23	1.93	0.68
4:H:70:VAL:HG12	4:H:71:LEU:N	2.09	0.68
1:C:187:TRP:HE3	1:C:188:PRO:HD2	1.56	0.68
1:C:418:HIS:NE2	1:C:495:LEU:HD22	2.09	0.68
1:I:329:ARG:HG3	2:N:288:TYR:CZ	2.28	0.68
1:J:205:PHE:CD1	1:J:205:PHE:C	2.67	0.68
2:L:257:LEU:HD12	2:L:312:PRO:HA	1.74	0.68
2:M:129:GLN:HG3	2:M:146:ARG:CZ	2.23	0.68
2:M:454:ILE:HB	2:M:459:ILE:HD11	1.75	0.68
2:N:314:LEU:HD22	2:N:325:ILE:CG2	2.22	0.68
2:N:33:VAL:HG12	2:N:75:LEU:CA	2.19	0.68
1:A:193:ARG:HH11	1:A:312:TYR:HA	1.58	0.68
1:B:189:VAL:HG12	1:B:308:THR:HG21	1.73	0.68
2:D:381:GLN:HB2	2:D:454:ILE:HG13	1.75	0.68
2:E:220:PHE:HB3	2:E:234:THR:HG21	1.74	0.68
2:E:91:ARG:HB3	2:E:93:PHE:CE2	2.26	0.68
1:C:215:LEU:HD22	1:C:216:PHE:CE2	2.28	0.68
3:G:53:LEU:HD23	3:G:132:ARG:HG3	1.76	0.68
4:H:4:ILE:C	4:H:4:ILE:HD12	2.14	0.68
1:B:98:THR:HG22	1:B:103:THR:OG1	1.94	0.68
1:B:481:ARG:C	1:B:485:GLU:HG2	2.14	0.68
2:M:373:GLU:H	2:M:373:GLU:CD	1.96	0.68
4:P:4:ILE:CG2	4:P:21:TYR:H	2.04	0.68
1:I:206:LEU:O	1:I:245:SER:HB2	1.93	0.68
1:J:210:ARG:NH2	1:J:497:GLN:HG3	2.09	0.68
1:K:262:MET:SD	1:K:289:ALA:HB1	2.34	0.68
1:K:265:VAL:O	1:K:269:PHE:CD1	2.47	0.68
1:K:8:LYS:HB2	1:K:8:LYS:HZ3	1.58	0.68

*Continued on next page...*

*Continued from previous page...*

Atom-1	Atom-2	Interatomic distance (Å)	Clash overlap (Å)
2:M:120:ASN:OD1	2:M:122:VAL:N	2.27	0.68
2:M:348:ILE:HD12	2:M:420:ARG:HB2	1.74	0.68
2:M:48:ILE:O	2:M:56:VAL:HG23	1.92	0.68
2:N:137:THR:HA	2:N:422:PHE:CE1	2.28	0.68
2:N:260:MET:HA	2:N:260:MET:CE	2.22	0.68
2:N:314:LEU:HD22	2:N:325:ILE:HG23	1.74	0.68
3:O:185:GLN:CB	3:O:188:ARG:HH21	2.07	0.68
1:A:206:LEU:O	1:A:245:SER:HB2	1.94	0.68
1:B:26:ASP:HB3	1:B:69:LEU:N	2.08	0.68
1:B:449:GLU:HA	1:B:452:ASP:OD1	1.93	0.68
1:B:6:ILE:N	1:B:61:GLY:HA2	2.09	0.68
2:D:145:VAL:HG23	2:D:148:GLN:HB2	1.74	0.68
2:D:329:THR:O	2:D:331:TYR:N	2.27	0.68
2:E:322:THR:HG21	3:G:177:ARG:HH22	1.57	0.68
2:F:425:GLN:CB	2:F:430:ARG:NH1	2.54	0.68
1:I:417:ARG:NE	2:N:384:SER:CB	2.52	0.68
4:P:28:GLU:HG2	4:P:29:ALA:N	2.08	0.68
1:I:187:TRP:HE1	1:I:193:ARG:HG2	1.59	0.68
1:I:485:GLU:O	1:I:488:ARG:HB3	1.94	0.68
1:J:334:LEU:HD12	1:J:334:LEU:O	1.93	0.68
1:K:252:TYR:OH	1:K:325:ASP:HB2	1.93	0.68
2:L:399:ILE:HB	2:L:403:ALA:CB	2.23	0.68
2:L:399:ILE:HB	2:L:403:ALA:HB1	1.75	0.68
2:M:30:GLY:HA2	2:M:47:VAL:H	1.59	0.68
2:N:133:THR:HG21	2:N:138:ILE:HG21	1.76	0.68
1:A:410:ASP:HB2	1:A:413:LEU:HD22	1.76	0.68
1:A:485:GLU:O	1:A:488:ARG:HB3	1.92	0.68
1:B:292:SER:O	1:B:299:ARG:NH1	2.25	0.68
1:B:309:ILE:HG23	1:B:313:PHE:CZ	2.28	0.68
1:C:313:PHE:HA	1:C:316:GLN:NE2	2.08	0.68
2:E:120:ASN:OD1	2:E:122:VAL:N	2.25	0.68
2:E:206:GLN:N	2:E:206:GLN:OE1	2.26	0.68
1:C:98:THR:HB	1:C:103:THR:OG1	1.93	0.68
1:C:437:PRO:O	1:C:441:GLU:HB2	1.93	0.68
4:P:56:GLU:HA	4:P:71:LEU:CD2	2.24	0.68
2:L:208:PHE:HA	2:L:213:ALA:HB3	1.74	0.68
1:C:537:ASP:O	1:C:541:GLN:OE1	2.11	0.68
4:P:19:GLU:HG3	4:P:21:TYR:CE1	2.29	0.68
4:P:23:ALA:HB3	4:P:26:ALA:CB	2.23	0.68
1:J:236:VAL:CG1	1:J:237:THR:H	2.06	0.68
2:M:193:ALA:HB1	2:M:196:ILE:HG21	1.73	0.68

*Continued on next page...*

*Continued from previous page...*

Atom-1	Atom-2	Interatomic distance (Å)	Clash overlap (Å)
2:N:194:MET:HE2	2:N:234:THR:HB	1.74	0.68
2:N:264:CYS:HA	2:N:267:LEU:HB3	1.75	0.68
2:N:149:LYS:HA	2:N:311:ILE:CG1	2.22	0.68
3:O:185:GLN:HA	3:O:188:ARG:HH21	1.58	0.68
1:A:304:TYR:OH	1:A:357:ARG:HD2	1.94	0.68
1:B:6:ILE:CG2	1:B:61:GLY:H	2.05	0.68
1:C:15:ILE:HD12	1:C:15:ILE:N	2.09	0.68
2:D:287:MET:CA	2:D:291:LEU:HD13	2.23	0.68
2:D:295:TYR:CE2	2:D:332:ILE:HD12	2.28	0.68
2:E:324:PRO:HB3	2:E:328:LEU:HD21	1.74	0.68
1:C:471:VAL:HG23	2:E:399:ILE:HD13	1.76	0.68
1:I:526:ALA:O	1:I:530:ILE:HG12	1.93	0.68
1:C:410:ASP:OD1	1:C:412:SER:N	2.27	0.68
3:O:133:TYR:O	3:O:137:LEU:HB2	1.94	0.68
3:O:56:ALA:HB1	3:O:59:GLU:OE2	1.94	0.68
3:O:62:ALA:HA	3:O:65:LEU:CD1	2.23	0.68
1:K:212:LEU:HD23	1:K:213:ASP:N	2.08	0.68
1:K:24:MET:SD	1:K:40:ILE:O	2.51	0.68
2:L:329:THR:O	2:L:331:TYR:N	2.27	0.68
2:M:129:GLN:O	2:M:145:VAL:HG12	1.93	0.68
2:M:191:PHE:HZ	2:M:258:THR:HB	1.57	0.68
2:M:283:TYR:HD1	2:M:287:MET:HE1	1.59	0.68
2:M:294:ILE:HG22	2:M:295:TYR:N	2.09	0.68
2:M:35:ILE:O	2:M:42:VAL:HA	1.94	0.68
2:M:80:ALA:O	2:M:113:PRO:HA	1.92	0.68
1:B:119:TRP:CZ3	1:B:121:PRO:HA	2.28	0.68
1:B:339:SER:O	1:B:341:LEU:N	2.27	0.68
1:C:232:SER:C	5:C:600:ADP:O2A	2.32	0.68
2:F:252:HIS:NE2	2:F:305:LYS:HE3	2.08	0.68
2:F:353:ASP:OD1	2:F:355:LEU:HD21	1.94	0.68
3:G:119:THR:HG23	3:G:123:THR:OG1	1.93	0.68
4:H:13:PHE:HB3	4:H:20:GLY:N	2.09	0.68
2:F:81:ARG:HB3	2:F:111:ARG:C	2.13	0.68
1:I:451:ARG:O	1:I:454:ILE:HG22	1.92	0.68
1:J:132:GLY:HA2	1:J:149:VAL:O	1.93	0.68
1:J:205:PHE:HB2	1:J:219:ALA:O	1.94	0.68
1:J:338:SER:HA	1:J:343:GLU:OE2	1.94	0.68
1:K:212:LEU:HD23	1:K:212:LEU:C	2.14	0.68
1:K:313:PHE:HA	1:K:316:GLN:NE2	2.09	0.68
1:K:51:VAL:HG21	1:K:55:THR:CG2	2.24	0.68
2:L:132:GLN:HG2	2:L:133:THR:N	2.06	0.68

*Continued on next page...*

*Continued from previous page...*

Atom-1	Atom-2	Interatomic distance (Å)	Clash overlap (Å)
2:M:291:LEU:HA	2:M:294:ILE:CD1	2.23	0.68
2:M:31:ALA:HA	2:M:78:ASP:O	1.94	0.68
2:N:125:ARG:NH1	2:N:300:VAL:HG11	2.09	0.68
2:N:222:ASN:OD1	2:N:222:ASN:O	2.12	0.68
3:O:24:GLY:O	3:O:28:LEU:HG	1.92	0.68
1:A:28:CYS:O	1:A:36:VAL:HG13	1.94	0.68
1:B:134:VAL:HA	1:B:148:LEU:HD22	1.76	0.68
1:B:174:VAL:HG12	1:B:175:LEU:N	2.06	0.68
2:F:194:MET:HG2	2:F:231:ARG:HA	1.76	0.68
1:A:329:ARG:HG3	2:F:288:TYR:CE2	2.29	0.68
1:A:231:GLY:HA2	2:F:360:ARG:HH21	1.57	0.68
4:H:56:GLU:CA	4:H:71:LEU:HD21	2.24	0.68
1:C:189:VAL:HB	1:C:304:TYR:CB	2.20	0.68
2:N:245:LEU:O	2:N:249:HIS:HB2	1.94	0.68
1:B:530:ILE:HG23	1:B:539:ILE:HD11	1.75	0.68
1:A:129:VAL:O	1:A:154:ARG:HB2	1.94	0.68
1:J:36:VAL:HB	1:J:53:GLU:HG2	1.73	0.68
1:J:491:ARG:HA	1:J:495:LEU:HB3	1.75	0.68
1:J:73:VAL:HG11	1:J:309:ILE:HD13	1.75	0.68
2:L:29:TYR:HA	2:L:47:VAL:O	1.94	0.68
1:I:42:LEU:HB3	2:L:68:LEU:HD21	1.76	0.68
2:M:130:PHE:CZ	2:M:139:ASP:HB3	2.28	0.68
2:M:229:ILE:HG13	2:M:233:LEU:HD21	1.75	0.68
2:N:239:LEU:HD11	2:N:294:ILE:CG2	2.17	0.68
2:N:123:ALA:O	2:N:301:VAL:HA	1.94	0.68
1:A:314:ARG:HD2	1:A:368:VAL:HG22	1.76	0.68
1:A:520:LEU:O	1:A:524:LYS:HG2	1.93	0.68
1:B:357:ARG:O	1:B:361:PHE:HB2	1.93	0.68
1:B:491:ARG:HA	1:B:495:LEU:CB	2.23	0.68
2:D:143:THR:HG22	2:D:144:LEU:H	1.58	0.68
2:E:245:LEU:HB2	2:E:253:VAL:HG21	1.76	0.68
5:A:600:ADP:O1A	2:F:360:ARG:NE	2.26	0.68
2:N:381:GLN:NE2	2:N:451:LEU:HA	2.09	0.68
3:G:65:LEU:HA	3:G:69:ALA:CB	2.16	0.68
1:C:476:LEU:HB3	1:C:480:GLU:HB3	1.75	0.68
3:O:70:PHE:N	3:O:70:PHE:CD1	2.61	0.68
1:J:227:PRO:HG3	1:J:408:ARG:HG3	1.76	0.68
1:J:248:ASP:O	1:J:284:ARG:HD2	1.93	0.68
1:J:274:ASP:HB2	1:J:281:LEU:HB2	1.76	0.68
1:J:323:MET:HA	1:J:381:VAL:CG1	2.24	0.68
1:K:258:ARG:HD2	1:K:258:ARG:N	2.09	0.68

*Continued on next page...*

*Continued from previous page...*

Atom-1	Atom-2	Interatomic distance (Å)	Clash overlap (Å)
2:L:246:ALA:HB3	2:L:308:VAL:HG23	1.76	0.68
2:L:295:TYR:HE2	2:L:332:ILE:HD12	1.58	0.68
2:M:190:VAL:HG22	2:M:218:VAL:HG23	1.74	0.68
2:M:95:GLY:C	2:M:97:GLY:H	1.97	0.68
2:N:11:ILE:HA	2:N:21:VAL:CG2	2.22	0.68
2:N:11:ILE:HG21	2:N:71:THR:HB	1.75	0.68
1:A:235:THR:HA	1:A:325:ASP:OD2	1.93	0.68
1:A:358:LEU:O	1:A:362:TYR:HB2	1.94	0.68
1:A:451:ARG:O	1:A:454:ILE:HG22	1.94	0.68
1:B:218:VAL:O	1:B:219:ALA:C	2.32	0.68
1:B:517:LYS:O	1:B:520:LEU:N	2.27	0.68
1:C:254:GLY:O	1:C:290:ASN:HB3	1.94	0.68
4:H:10:ALA:HA	4:H:13:PHE:CD2	2.29	0.68
1:I:129:VAL:O	1:I:154:ARG:HB2	1.94	0.68
1:K:381:VAL:HG12	1:K:381:VAL:O	1.93	0.68
1:I:23:ARG:HD3	1:I:68:GLY:O	1.95	0.67
1:J:119:TRP:HA	1:J:137:THR:O	1.95	0.67
1:J:211:ILE:HA	1:J:215:LEU:CD1	2.25	0.67
2:N:323:HIS:ND1	2:N:324:PRO:HD2	2.08	0.67
1:A:210:ARG:HB2	1:A:497:GLN:OE1	1.93	0.67
1:B:262:MET:SD	1:B:289:ALA:HB1	2.33	0.67
1:B:350:TYR:CD1	1:B:394:PRO:HG2	2.29	0.67
1:C:258:ARG:HG2	2:E:332:ILE:HG22	1.75	0.67
2:E:17:PRO:O	2:E:59:VAL:HB	1.93	0.67
2:F:48:ILE:HD11	2:F:57:ILE:C	2.14	0.67
3:G:81:LEU:O	3:G:84:PRO:HD3	1.94	0.67
2:L:198:GLN:HA	2:L:201:LEU:CD2	2.22	0.67
2:N:85:SER:HB3	2:N:109:GLU:HG2	1.75	0.67
1:J:227:PRO:HD3	1:J:406:PHE:CE1	2.29	0.67
1:K:215:LEU:HD13	1:K:216:PHE:CG	2.30	0.67
1:K:488:ARG:CZ	1:K:489:ILE:HD11	2.24	0.67
1:K:418:HIS:HA	1:K:496:GLN:NE2	2.09	0.67
2:L:382:LEU:HD23	2:L:382:LEU:H	1.58	0.67
2:M:233:LEU:N	2:M:235:PRO:HD2	2.10	0.67
1:A:35:LEU:HD13	1:A:55:THR:HG22	1.75	0.67
1:A:51:VAL:HG11	1:A:55:THR:HG23	1.76	0.67
2:E:137:THR:HG23	2:E:423:ILE:HA	1.74	0.67
2:E:314:LEU:O	2:E:314:LEU:HD12	1.94	0.67
2:F:152:ILE:HB	2:F:313:ILE:CG2	2.23	0.67
1:A:242:ALA:HB1	1:A:250:VAL:HG22	1.74	0.67
3:G:164:LEU:O	3:G:168:VAL:HB	1.94	0.67

*Continued on next page...*



*Continued from previous page...*

Atom-1	Atom-2	Interatomic distance (Å)	Clash overlap (Å)
3:G:61:TYR:CE2	4:H:12:GLY:HA3	2.29	0.67
2:F:125:ARG:CZ	2:F:300:VAL:HG11	2.22	0.67
2:N:81:ARG:CB	2:N:111:ARG:HB3	2.24	0.67
1:I:27:ILE:HG23	1:I:67:THR:OG1	1.93	0.67
1:I:3:GLN:OE1	1:I:3:GLN:N	2.28	0.67
1:J:358:LEU:HD22	1:J:358:LEU:N	2.09	0.67
1:K:256:GLY:O	1:K:329:ARG:HG3	1.95	0.67
2:M:8:TYR:CE1	2:M:27:LEU:HD21	2.30	0.67
1:A:22:ALA:O	1:A:39:ILE:HG21	1.95	0.67
1:B:234:LYS:CA	1:B:234:LYS:HE3	2.19	0.67
1:B:286:VAL:C	1:B:287:LEU:HD23	2.15	0.67
1:B:325:ASP:OD1	1:B:326:SER:N	2.26	0.67
1:B:361:PHE:HD2	1:B:362:TYR:CE2	2.12	0.67
1:B:394:PRO:HA	1:B:397:GLN:OE1	1.95	0.67
2:D:153:PHE:CD1	2:D:153:PHE:N	2.62	0.67
2:D:159:PRO:O	2:D:163:ILE:HG13	1.94	0.67
1:C:204:PRO:C	1:C:220:MET:HE3	2.15	0.67
1:C:361:PHE:CZ	1:C:380:ILE:HG21	2.29	0.67
3:G:104:LEU:O	3:G:104:LEU:HD12	1.93	0.67
2:M:82:LEU:HD12	2:M:111:ARG:CZ	2.24	0.67
1:B:116:LYS:HE3	1:B:167:THR:HG23	1.75	0.67
1:B:85:ASP:CB	1:B:91:LEU:HD11	2.24	0.67
1:I:566:ALA:HA	1:I:569:GLU:HG2	1.77	0.67
2:F:246:ALA:O	2:F:306:GLY:HA3	1.92	0.67
1:K:241:LEU:HB2	1:K:323:MET:SD	2.35	0.67
1:I:322:LEU:HD23	1:I:323:MET:N	2.08	0.67
1:J:354:LEU:C	1:J:358:LEU:HD23	2.13	0.67
1:J:420:PRO:HD2	1:J:497:GLN:N	2.05	0.67
1:K:314:ARG:O	1:K:376:GLY:HA3	1.94	0.67
1:K:471:VAL:HG22	1:K:472:GLY:N	2.09	0.67
1:K:518:MET:CE	1:K:548:ILE:HD13	2.25	0.67
2:L:233:LEU:H	2:L:233:LEU:CD2	2.07	0.67
2:M:342:GLU:HB2	2:M:345:ARG:NH2	2.10	0.67
2:N:228:THR:HA	2:N:231:ARG:HH11	1.59	0.67
2:N:263:TYR:HE2	2:N:267:LEU:HD22	1.60	0.67
1:I:9:ILE:HD12	2:N:50:VAL:CG2	2.24	0.67
1:A:256:GLY:CA	1:A:299:ARG:CD	2.72	0.67
1:B:137:THR:OG1	1:B:144:THR:HG22	1.93	0.67
1:B:32:GLU:HG3	1:B:63:PRO:CD	2.24	0.67
1:C:258:ARG:H	1:C:258:ARG:HD2	1.59	0.67
2:D:219:LEU:HD22	2:D:221:LEU:HD22	1.77	0.67

*Continued on next page...*

*Continued from previous page...*

Atom-1	Atom-2	Interatomic distance (Å)	Clash overlap (Å)
2:D:29:TYR:HA	2:D:47:VAL:O	1.93	0.67
2:D:382:LEU:CD2	2:D:382:LEU:H	2.07	0.67
2:F:260:MET:CE	2:F:260:MET:HA	2.20	0.67
1:A:281:LEU:HD11	1:A:284:ARG:NH2	2.10	0.67
1:C:132:GLY:C	1:C:372:GLY:HA2	2.14	0.67
3:G:117:VAL:O	3:G:117:VAL:HG12	1.94	0.67
4:H:48:ASP:O	4:H:53:PRO:HG3	1.95	0.67
4:P:79:GLU:CG	4:P:80:ALA:H	2.08	0.67
1:B:416:ARG:O	1:B:417:ARG:HB2	1.93	0.67
1:A:118:ALA:HB3	1:A:139:PRO:HG3	1.75	0.67
1:A:271:GLU:O	1:A:271:GLU:HG2	1.93	0.67
1:I:161:LYS:HD2	1:I:162:PRO:HD2	1.75	0.67
2:E:134:GLY:HA3	2:E:429:ASN:OD1	1.95	0.67
1:C:564:GLU:O	1:C:567:MET:HB3	1.95	0.67
3:O:105:LYS:HG3	3:O:142:ASN:HD21	1.56	0.67
1:I:12:PRO:O	1:I:340:ARG:NH2	2.27	0.67
1:I:384:VAL:HG22	1:I:395:VAL:HG12	1.74	0.67
1:J:308:THR:HA	1:J:364:ARG:NH2	2.08	0.67
1:K:418:HIS:NE2	1:K:495:LEU:HD22	2.08	0.67
1:K:30:VAL:CG2	1:K:49:VAL:HG11	2.25	0.67
2:N:138:ILE:HD12	2:N:138:ILE:H	1.57	0.67
1:A:344:MET:HE2	2:D:275:GLU:HA	1.75	0.67
1:B:406:PHE:CZ	1:B:408:ARG:HB2	2.28	0.67
2:E:19:LEU:H	2:E:57:ILE:HD12	1.60	0.67
1:C:172:VAL:HG23	1:C:173:VAL:HG23	1.77	0.67
4:P:44:LEU:HD12	4:P:69:PRO:CA	2.17	0.67
4:P:63:MET:O	4:P:64:ARG:HB2	1.95	0.67
1:A:263:THR:HG22	1:A:263:THR:O	1.94	0.67
1:J:441:GLU:HB3	1:J:442:ASN:ND2	2.08	0.67
1:K:563:PHE:O	1:K:567:MET:HB2	1.94	0.67
2:M:53:GLU:O	2:M:54:TYR:HB3	1.94	0.67
1:J:238:GLN:O	1:J:241:LEU:HB3	1.95	0.67
1:K:193:ARG:HB3	1:K:311:GLU:HB3	1.75	0.67
1:K:236:VAL:HB	5:K:600:ADP:H3'	1.75	0.67
2:L:145:VAL:HG23	2:L:148:GLN:HB2	1.76	0.67
2:N:148:GLN:HE21	2:N:361:LEU:HB2	1.57	0.67
1:A:322:LEU:HB3	1:A:380:ILE:HG12	1.75	0.67
1:A:407:TRP:HA	1:A:427:SER:OG	1.95	0.67
1:C:234:LYS:HE3	2:E:331:TYR:CD2	2.30	0.67
1:C:40:ILE:CD1	1:C:48:PHE:HB3	2.22	0.67
2:E:148:GLN:N	2:E:309:THR:HG21	2.09	0.67

*Continued on next page...*

*Continued from previous page...*

Atom-1	Atom-2	Interatomic distance (Å)	Clash overlap (Å)
2:E:267:LEU:C	2:E:270:ILE:HD13	2.15	0.67
2:E:264:CYS:HA	2:E:267:LEU:CG	2.24	0.67
2:F:268:ARG:HB2	2:F:283:TYR:CD1	2.29	0.67
2:F:420:ARG:NH1	2:F:420:ARG:HG3	2.10	0.67
2:F:41:ARG:NE	2:F:43:ARG:NH2	2.41	0.67
1:C:217:PRO:HD2	1:C:432:THR:CG2	2.23	0.67
2:E:398:ILE:HB	3:G:162:ASN:HD22	1.59	0.67
2:N:85:SER:CB	2:N:109:GLU:HG2	2.24	0.67
1:K:537:ASP:O	1:K:541:GLN:OE1	2.12	0.67
3:O:106:ALA:N	3:O:138:ILE:HD11	2.09	0.67
4:P:98:ILE:HG13	4:P:98:ILE:O	1.93	0.67
1:I:454:ILE:HD12	1:I:458:LEU:HD11	1.74	0.67
1:J:214:VAL:C	1:J:215:LEU:HD12	2.13	0.67
1:K:232:SER:O	1:K:234:LYS:N	2.27	0.67
2:L:166:GLN:HE22	2:L:170:GLN:HE21	1.42	0.67
2:M:119:LEU:HD23	2:M:120:ASN:H	1.60	0.67
2:M:220:PHE:N	2:M:220:PHE:CD2	2.60	0.67
2:M:321:ARG:NH2	2:M:336:GLN:OE1	2.26	0.67
2:N:354:PRO:CB	2:N:357:SER:HB2	2.24	0.67
1:A:86:GLY:O	1:A:301:ALA:HB1	1.95	0.67
1:B:368:VAL:HG22	1:B:376:GLY:O	1.94	0.67
1:C:265:VAL:O	1:C:269:PHE:CD1	2.48	0.67
1:C:28:CYS:O	1:C:37:GLY:N	2.22	0.67
2:E:190:VAL:HG13	2:E:218:VAL:HB	1.76	0.67
1:C:210:ARG:NH2	1:C:497:GLN:HB2	2.09	0.67
1:B:410:ASP:CB	1:B:423:ASN:HB2	2.19	0.67
1:I:123:VAL:HG21	1:I:173:VAL:CG1	2.23	0.67
4:P:52:LEU:CD2	4:P:55:PRO:O	2.42	0.67
1:I:59:LYS:N	1:I:62:GLU:OE2	2.25	0.67
1:J:441:GLU:HB3	1:J:442:ASN:HD22	1.60	0.67
3:O:133:TYR:HA	3:O:137:LEU:HD13	1.75	0.67
1:I:86:GLY:O	1:I:301:ALA:HB1	1.95	0.67
1:J:189:VAL:HA	1:J:308:THR:CG2	2.24	0.67
1:J:251:VAL:CG1	1:J:322:LEU:HD13	2.25	0.67
1:K:62:GLU:HB3	1:K:63:PRO:CD	2.23	0.67
2:M:148:GLN:N	2:M:309:THR:HG21	2.10	0.67
2:M:165:ALA:O	2:M:168:ALA:N	2.27	0.67
2:N:158:LEU:HG	2:N:159:PRO:HD2	1.76	0.67
2:N:232:ILE:HG13	2:N:263:TYR:CZ	2.29	0.67
1:A:189:VAL:HG23	1:A:190:ARG:HH11	1.59	0.67
1:A:187:TRP:HE1	1:A:193:ARG:HG2	1.59	0.67

*Continued on next page...*

*Continued from previous page...*

Atom-1	Atom-2	Interatomic distance (Å)	Clash overlap (Å)
1:A:293:ASN:HB2	2:F:293:THR:HG22	1.77	0.67
1:A:559:PHE:HB3	1:A:560:PRO:HD3	1.75	0.67
1:A:27:ILE:HG23	1:A:67:THR:OG1	1.94	0.67
1:C:24:MET:HB2	2:F:66:LEU:O	1.94	0.67
2:D:147:GLY:H	2:D:309:THR:HG23	1.59	0.67
2:E:19:LEU:HD12	2:E:57:ILE:HD11	1.76	0.67
2:E:232:ILE:O	2:E:232:ILE:HG22	1.93	0.67
2:E:317:PRO:HG2	2:E:323:HIS:CG	2.29	0.67
2:F:133:THR:HG21	2:F:138:ILE:CG2	2.24	0.67
2:F:394:LYS:HG3	2:F:395:LEU:H	1.59	0.67
1:C:137:THR:HG22	1:C:138:VAL:N	2.09	0.67
1:C:314:ARG:HG3	1:C:377:ALA:H	1.59	0.67
1:B:113:ARG:HD2	1:B:169:GLU:CB	2.14	0.67
2:N:389:GLY:O	2:N:391:ASP:N	2.28	0.67
1:K:410:ASP:OD1	1:K:412:SER:N	2.27	0.67
1:A:166:TYR:O	1:A:183:MET:SD	2.53	0.67
2:M:9:THR:HG22	2:M:9:THR:O	1.95	0.67
1:K:440:ARG:HA	1:K:444:ALA:O	1.95	0.67
1:J:11:GLY:N	2:L:274:ARG:HH21	1.91	0.67
1:J:310:ALA:CB	1:J:320:VAL:HG11	2.25	0.67
1:J:310:ALA:HA	1:J:313:PHE:CE2	2.29	0.67
1:J:314:ARG:HB2	1:J:320:VAL:CG2	2.24	0.67
1:J:327:THR:HG22	1:J:384:VAL:HG12	1.76	0.67
2:L:150:LEU:O	2:L:312:PRO:HD2	1.95	0.67
2:L:170:GLN:OE1	2:L:429:ASN:HA	1.95	0.67
2:M:193:ALA:HB1	2:M:196:ILE:CG2	2.25	0.67
2:M:316:MET:HB2	2:M:317:PRO:HD2	1.77	0.67
2:M:348:ILE:HA	2:M:424:ASN:HB2	1.77	0.67
2:N:11:ILE:HG12	2:N:68:LEU:C	2.15	0.67
2:N:158:LEU:CG	2:N:159:PRO:HD2	2.25	0.67
2:N:193:ALA:O	2:N:194:MET:HG3	1.95	0.67
3:O:164:LEU:O	3:O:168:VAL:HB	1.95	0.67
1:A:213:ASP:O	1:A:439:TYR:OH	2.13	0.67
1:B:262:MET:HE3	1:B:290:ASN:H	1.60	0.67
1:C:232:SER:O	5:C:600:ADP:O2A	2.13	0.67
2:D:11:ILE:HD12	2:D:71:THR:OG1	1.94	0.67
2:E:192:ALA:O	2:E:258:THR:HG22	1.95	0.67
2:F:137:THR:OG1	2:F:138:ILE:HD12	1.95	0.67
1:C:319:SER:HA	1:C:377:ALA:HB3	1.75	0.67
4:P:35:THR:HA	4:P:38:GLU:HG3	1.76	0.67
1:B:497:GLN:O	1:B:498:ASN:C	2.32	0.67

*Continued on next page...*

*Continued from previous page...*

Atom-1	Atom-2	Interatomic distance (Å)	Clash overlap (Å)
2:L:219:LEU:HD22	2:L:221:LEU:HD22	1.75	0.67
2:L:196:ILE:HG12	2:L:223:LYS:HG2	1.76	0.67
2:N:388:ASN:HB3	2:N:411:TYR:CD2	2.30	0.67
1:J:14:VAL:HG12	1:J:15:ILE:N	2.10	0.67
1:J:305:VAL:HG12	1:J:306:GLY:N	2.09	0.67
1:J:32:GLU:OE2	1:J:62:GLU:HG2	1.95	0.67
1:J:330:TRP:CZ3	1:J:331:ALA:HA	2.30	0.67
1:J:449:GLU:HA	1:J:452:ASP:OD1	1.94	0.67
1:K:314:ARG:HD3	1:K:378:VAL:CB	2.24	0.67
2:L:337:ILE:HA	2:L:357:SER:OG	1.95	0.67
2:L:391:ASP:HB3	3:O:27:LEU:HD11	1.77	0.67
2:M:339:LEU:HA	2:M:352:ILE:HA	1.77	0.67
3:O:164:LEU:HA	3:O:168:VAL:CB	2.24	0.67
1:A:354:LEU:O	1:A:358:LEU:HD12	1.94	0.67
2:E:233:LEU:C	2:E:235:PRO:HD2	2.14	0.67
2:E:95:GLY:O	2:E:96:ILE:HG22	1.94	0.67
1:A:345:PRO:HD2	3:G:197:ILE:HG13	1.75	0.67
1:C:417:ARG:NH2	2:E:453:ARG:HG3	2.10	0.67
3:G:140:VAL:HG12	3:G:144:GLU:HG3	1.77	0.67
1:B:545:LEU:C	1:B:545:LEU:HD23	2.16	0.67
2:D:36:LYS:HG3	2:D:72:SER:OG	1.95	0.67
1:I:234:LYS:O	1:I:237:THR:HG22	1.94	0.66
1:I:303:ILE:C	1:I:305:VAL:H	1.98	0.66
1:I:335:ARG:HG3	1:I:350:TYR:HA	1.76	0.66
1:J:200:ASP:O	1:J:202:ASN:N	2.27	0.66
2:M:158:LEU:HD12	2:M:159:PRO:HD2	1.74	0.66
2:M:162:GLU:HB3	2:M:349:TYR:OH	1.96	0.66
2:M:190:VAL:HG13	2:M:218:VAL:HB	1.77	0.66
2:N:300:VAL:HG12	2:N:301:VAL:H	1.59	0.66
1:C:26:ASP:HA	1:C:70:PRO:HA	1.76	0.66
2:F:268:ARG:HH11	2:F:268:ARG:HG2	1.60	0.66
1:C:205:PHE:O	1:C:206:LEU:HD23	1.94	0.66
1:C:451:ARG:HG3	1:C:452:ASP:N	2.10	0.66
3:G:84:PRO:O	3:G:86:LEU:HD12	1.95	0.66
2:D:208:PHE:HA	2:D:213:ALA:HB3	1.77	0.66
1:A:522:PHE:CE1	1:A:545:LEU:HD21	2.30	0.66
3:O:50:ARG:HH12	3:O:137:LEU:HD12	1.58	0.66
3:O:150:ILE:HA	3:O:153:GLU:CD	2.16	0.66
3:O:70:PHE:HD1	3:O:70:PHE:N	1.92	0.66
1:I:263:THR:HG22	1:I:263:THR:O	1.95	0.66
1:K:317:GLY:HA2	1:K:376:GLY:HA2	1.76	0.66

*Continued on next page...*

*Continued from previous page...*

Atom-1	Atom-2	Interatomic distance (Å)	Clash overlap (Å)
1:K:14:VAL:HG23	1:K:55:THR:HG21	1.77	0.66
2:M:19:LEU:H	2:M:57:ILE:CD1	2.08	0.66
2:N:194:MET:HG2	2:N:231:ARG:HA	1.77	0.66
1:B:195:VAL:HG23	1:B:196:GLN:N	2.09	0.66
1:B:263:THR:C	1:B:266:LEU:HG	2.15	0.66
1:B:345:PRO:HB3	1:B:350:TYR:N	2.10	0.66
2:D:367:GLY:HA2	2:D:375:HIS:HB3	1.77	0.66
2:D:374:ASP:OD2	2:D:440:TRP:HZ2	1.77	0.66
2:F:114:ILE:CG2	2:F:240:THR:HB	2.17	0.66
1:C:168:VAL:HA	1:C:183:MET:SD	2.35	0.66
1:C:198:LYS:HG2	2:F:198:GLN:OE1	1.94	0.66
1:J:416:ARG:O	1:J:417:ARG:HB2	1.95	0.66
1:J:102:ILE:HD11	2:L:121:PRO:HD3	1.77	0.66
1:K:29:LYS:HE3	1:K:65:VAL:CG2	2.19	0.66
1:K:518:MET:HB3	1:K:548:ILE:HD12	1.78	0.66
2:M:129:GLN:O	2:M:145:VAL:HA	1.94	0.66
2:M:218:VAL:C	2:M:219:LEU:HD23	2.16	0.66
2:M:254:LEU:HD23	2:M:256:ILE:CD1	2.25	0.66
2:N:194:MET:HA	2:N:222:ASN:CG	2.16	0.66
1:A:189:VAL:O	1:A:364:ARG:NH1	2.28	0.66
1:B:6:ILE:HG13	1:B:64:VAL:CG2	2.25	0.66
1:C:8:LYS:NZ	1:C:8:LYS:HB2	2.05	0.66
2:E:90:GLY:N	2:E:217:SER:H	1.91	0.66
2:E:35:ILE:O	2:E:42:VAL:HA	1.94	0.66
2:F:348:ILE:O	2:F:351:PRO:HB3	1.96	0.66
2:M:245:LEU:CB	2:M:253:VAL:HG21	2.25	0.66
3:O:18:LEU:N	3:O:18:LEU:HD12	2.09	0.66
1:J:260:ASN:ND2	1:J:260:ASN:N	2.38	0.66
1:I:261:GLU:OE2	5:I:600:ADP:O2B	2.13	0.66
1:I:314:ARG:HA	1:I:318:PHE:O	1.96	0.66
1:I:473:PRO:HA	1:I:476:LEU:CG	2.25	0.66
1:I:510:LYS:HE3	1:I:560:PRO:HG3	1.78	0.66
1:J:341:LEU:O	1:J:343:GLU:N	2.28	0.66
1:K:136:GLY:O	1:K:147:ILE:HG12	1.96	0.66
1:K:217:PRO:CD	1:K:432:THR:HG22	2.24	0.66
2:M:201:LEU:HD12	2:M:202:SER:N	2.09	0.66
2:M:152:ILE:CD1	2:M:312:PRO:O	2.44	0.66
1:A:317:GLY:HA3	1:A:374:GLU:HB2	1.76	0.66
1:A:42:LEU:HB2	2:D:14:ILE:HD12	1.76	0.66
1:A:520:LEU:O	1:A:523:TYR:HB3	1.95	0.66
1:B:42:LEU:HB2	2:E:14:ILE:HD12	1.76	0.66

*Continued on next page...*

*Continued from previous page...*

Atom-1	Atom-2	Interatomic distance (Å)	Clash overlap (Å)
1:A:355:ALA:HB1	2:D:231:ARG:NH2	2.09	0.66
2:E:325:ILE:HB	2:E:326:PRO:CD	2.25	0.66
2:E:455:SER:O	2:E:459:ILE:HG13	1.95	0.66
1:A:123:VAL:HG21	1:A:173:VAL:CG1	2.25	0.66
4:P:52:LEU:CD2	4:P:58:ALA:CB	2.73	0.66
4:H:79:GLU:CG	4:H:80:ALA:H	2.08	0.66
3:O:33:ASP:O	3:O:36:VAL:HG22	1.95	0.66
3:O:47:MET:HA	3:O:50:ARG:HB2	1.76	0.66
1:I:256:GLY:CA	1:I:299:ARG:HD2	2.24	0.66
1:I:193:ARG:HB2	1:I:314:ARG:NH2	2.11	0.66
1:I:393:GLU:HG3	1:I:395:VAL:H	1.59	0.66
1:K:26:ASP:HA	1:K:70:PRO:HA	1.77	0.66
2:L:150:LEU:C	2:L:312:PRO:HD2	2.16	0.66
2:L:338:GLN:HG2	2:L:339:LEU:N	2.10	0.66
2:M:134:GLY:HA3	2:M:429:ASN:OD1	1.95	0.66
2:M:414:PHE:CD2	2:M:446:LEU:HD11	2.30	0.66
2:M:420:ARG:HG3	2:M:420:ARG:O	1.96	0.66
1:B:334:LEU:O	1:B:334:LEU:HD12	1.96	0.66
1:B:322:LEU:O	1:B:381:VAL:HG12	1.95	0.66
1:C:40:ILE:HD11	1:C:49:VAL:O	1.96	0.66
2:D:132:GLN:HG2	2:D:133:THR:N	2.10	0.66
2:D:323:HIS:O	2:D:326:PRO:HD2	1.96	0.66
2:E:150:LEU:HD23	2:E:151:PRO:HD2	1.77	0.66
2:F:149:LYS:HA	2:F:311:ILE:HG12	1.76	0.66
2:F:149:LYS:HA	2:F:311:ILE:CG1	2.26	0.66
2:F:323:HIS:ND1	2:F:324:PRO:HD2	2.11	0.66
1:C:422:ILE:HG13	1:C:423:ASN:N	2.10	0.66
1:I:119:TRP:NE1	1:I:121:PRO:HD3	2.10	0.66
2:N:411:TYR:O	2:N:414:PHE:CD1	2.49	0.66
2:F:81:ARG:CB	2:F:111:ARG:HB3	2.25	0.66
1:B:522:PHE:HB2	1:B:570:ILE:HD13	1.76	0.66
1:C:381:VAL:HG12	1:C:381:VAL:O	1.95	0.66
3:O:81:LEU:HD21	4:P:19:GLU:OE1	1.95	0.66
1:I:1:MET:HB3	1:I:66:SER:C	2.16	0.66
1:I:234:LYS:HZ3	5:I:600:ADP:PB	2.17	0.66
1:I:28:CYS:HA	1:I:65:VAL:O	1.95	0.66
1:J:309:ILE:O	1:J:313:PHE:CE2	2.49	0.66
1:J:53:GLU:HA	1:J:53:GLU:OE1	1.96	0.66
1:J:87:ILE:CG1	1:J:88:GLN:N	2.57	0.66
1:K:267:VAL:HG21	2:M:124:ARG:O	1.96	0.66
1:K:299:ARG:HB2	1:K:299:ARG:HH11	1.60	0.66

*Continued on next page...*

*Continued from previous page...*

Atom-1	Atom-2	Interatomic distance (Å)	Clash overlap (Å)
1:K:32:GLU:HG3	1:K:62:GLU:CG	2.26	0.66
2:L:147:GLY:HA2	2:L:308:VAL:O	1.95	0.66
1:K:329:ARG:NH2	2:M:331:TYR:CD2	2.63	0.66
2:N:197:THR:HG23	2:N:200:GLU:CD	2.16	0.66
1:A:253:VAL:HB	1:A:288:ILE:HB	1.76	0.66
1:A:224:ALA:HB3	1:A:381:VAL:HG22	1.77	0.66
1:B:205:PHE:HE1	1:B:207:THR:CA	2.08	0.66
2:E:287:MET:HG2	2:E:328:LEU:CD1	2.25	0.66
2:F:271:GLY:H	2:F:284:PRO:HG3	1.59	0.66
2:F:34:ASP:HB2	2:F:74:SER:OG	1.96	0.66
3:G:70:PHE:N	3:G:70:PHE:HD1	1.93	0.66
1:I:530:ILE:HA	1:I:534:VAL:O	1.96	0.66
1:J:522:PHE:HB2	1:J:570:ILE:HD13	1.77	0.66
1:C:563:PHE:O	1:C:567:MET:HB2	1.95	0.66
1:K:397:GLN:HB3	2:N:317:PRO:HB3	1.76	0.66
3:O:50:ARG:HH21	3:O:140:VAL:CG1	2.08	0.66
3:O:51:LYS:HG2	4:P:81:PHE:CD1	2.30	0.66
1:J:173:VAL:HG12	1:J:174:VAL:H	1.61	0.66
1:J:173:VAL:HG12	1:J:174:VAL:N	2.11	0.66
1:J:251:VAL:HG12	1:J:252:TYR:H	1.60	0.66
1:J:87:ILE:C	1:J:87:ILE:HD12	2.14	0.66
1:K:129:VAL:HG11	1:K:135:LEU:CD2	2.26	0.66
2:M:233:LEU:C	2:M:235:PRO:HD2	2.16	0.66
2:M:239:LEU:HD13	2:M:297:ARG:CD	2.18	0.66
2:M:239:LEU:O	2:M:240:THR:C	2.33	0.66
1:K:259:GLY:HA3	2:M:296:GLU:OE1	1.96	0.66
2:N:95:GLY:O	2:N:234:THR:OG1	2.12	0.66
1:B:200:ASP:O	1:B:202:ASN:N	2.27	0.66
1:B:454:ILE:O	1:B:457:LEU:CG	2.43	0.66
1:B:490:ILE:O	1:B:495:LEU:N	2.26	0.66
1:B:62:GLU:O	1:B:64:VAL:CG2	2.41	0.66
1:B:72:ALA:HB1	1:B:188:PRO:N	2.10	0.66
1:C:80:LEU:HD22	1:C:284:ARG:C	2.16	0.66
2:D:246:ALA:HB3	2:D:308:VAL:HG23	1.78	0.66
2:D:395:LEU:CB	2:D:398:ILE:HD12	2.23	0.66
2:E:127:PRO:HG3	2:E:300:VAL:HG21	1.77	0.66
2:E:129:GLN:O	2:E:145:VAL:CG1	2.43	0.66
2:E:295:TYR:HB3	2:E:310:GLN:HE22	1.60	0.66
2:E:48:ILE:O	2:E:56:VAL:HG23	1.94	0.66
1:C:119:TRP:NE1	1:C:121:PRO:HD3	2.10	0.66
1:C:84:TYR:O	1:C:85:ASP:OD1	2.14	0.66

*Continued on next page...*



*Continued from previous page...*

Atom-1	Atom-2	Interatomic distance (Å)	Clash overlap (Å)
3:G:70:PHE:N	3:G:70:PHE:CD1	2.64	0.66
3:G:91:ALA:HB2	3:G:104:LEU:HD23	1.78	0.66
1:I:135:LEU:HD11	1:I:181:LEU:HD13	1.78	0.66
4:H:52:LEU:CD2	4:H:55:PRO:O	2.39	0.66
1:I:234:LYS:HB3	5:I:600:ADP:O1B	1.94	0.66
1:J:73:VAL:N	1:J:187:TRP:O	2.21	0.66
1:J:72:ALA:CB	1:J:188:PRO:CA	2.74	0.66
1:J:447:TYR:HA	1:J:513:TYR:HE1	1.61	0.66
1:J:72:ALA:HB1	1:J:188:PRO:N	2.09	0.66
2:L:155:GLY:HA3	2:L:158:LEU:HD22	1.76	0.66
1:A:428:TYR:HE2	2:D:157:GLY:HA3	1.59	0.66
1:B:211:ILE:HA	1:B:215:LEU:CD1	2.24	0.66
1:B:298:ALA:HB3	1:B:299:ARG:HD3	1.77	0.66
2:D:155:GLY:HA3	2:D:158:LEU:HD22	1.76	0.66
2:D:43:ARG:HH12	2:D:64:THR:C	1.99	0.66
2:F:194:MET:SD	2:F:235:PRO:HG3	2.36	0.66
2:F:31:ALA:CB	2:F:75:LEU:HD11	2.26	0.66
1:C:450:LEU:HD22	1:C:520:LEU:HD13	1.76	0.66
1:B:476:LEU:HB3	1:B:480:GLU:CB	2.24	0.66
2:L:244:TYR:HA	2:L:248:GLU:HG2	1.75	0.66
1:I:100:ILE:HG13	1:I:101:TYR:CD2	2.31	0.66
1:I:207:THR:HA	1:I:245:SER:HB2	1.78	0.66
1:J:195:VAL:CG2	1:J:369:ILE:HG22	2.25	0.66
1:J:320:VAL:HG23	1:J:377:ALA:O	1.96	0.66
2:L:344:HIS:HB2	2:L:351:PRO:HG3	1.77	0.66
2:N:328:LEU:HA	2:N:331:TYR:CD1	2.30	0.66
2:N:159:PRO:HD3	2:N:344:HIS:CD2	2.31	0.66
3:O:164:LEU:CA	3:O:168:VAL:HB	2.25	0.66
1:B:53:GLU:OE1	1:B:53:GLU:HA	1.96	0.66
1:B:554:VAL:HG11	1:B:559:PHE:HA	1.78	0.66
2:D:166:GLN:HG2	2:D:427:GLN:NE2	2.11	0.66
4:H:28:GLU:O	4:H:30:GLN:N	2.29	0.66
3:G:132:ARG:O	3:G:136:ALA:HB3	1.95	0.66
2:D:208:PHE:O	2:D:213:ALA:HB3	1.95	0.66
3:O:132:ARG:O	3:O:136:ALA:HB3	1.95	0.66
1:I:193:ARG:HH11	1:I:312:TYR:HA	1.61	0.66
1:I:19:MET:HB2	1:I:45:ASP:O	1.96	0.66
1:J:80:LEU:HD23	1:J:80:LEU:N	2.11	0.66
1:K:211:ILE:HD13	1:K:495:LEU:HG	1.77	0.66
1:K:215:LEU:HD22	1:K:216:PHE:CZ	2.30	0.66
1:K:250:VAL:HB	1:K:285:THR:HG23	1.77	0.66

*Continued on next page...*

*Continued from previous page...*

Atom-1	Atom-2	Interatomic distance (Å)	Clash overlap (Å)
2:L:291:LEU:HD23	2:L:328:LEU:HD13	1.78	0.66
2:M:198:GLN:O	2:M:201:LEU:HG	1.95	0.66
2:M:256:ILE:HG13	2:M:311:ILE:N	2.10	0.66
1:A:401:ARG:HA	1:A:401:ARG:NE	2.10	0.66
1:A:454:ILE:HD12	1:A:458:LEU:HD11	1.78	0.66
1:B:59:LYS:O	1:B:62:GLU:HG3	1.95	0.66
1:C:6:ILE:CD1	1:C:62:GLU:HB2	2.26	0.66
2:D:141:MET:CE	2:D:382:LEU:HG	2.25	0.66
2:D:267:LEU:HD11	2:D:284:PRO:HG2	1.77	0.66
2:D:93:PHE:HB3	2:D:97:GLY:HA2	1.78	0.66
2:E:298:ALA:HB2	2:E:310:GLN:HE21	1.60	0.66
1:C:385:SER:HB3	2:E:331:TYR:HE2	1.60	0.66
2:F:158:LEU:HD12	2:F:159:PRO:HD2	1.77	0.66
2:F:19:LEU:HD12	2:F:20:PHE:N	2.09	0.66
2:L:193:ALA:O	2:L:221:LEU:HA	1.95	0.66
3:G:185:GLN:O	3:G:188:ARG:N	2.29	0.66
1:B:534:VAL:HG13	1:B:577:LEU:CB	2.25	0.66
2:E:208:PHE:O	2:E:212:GLY:N	2.26	0.66
1:K:456:GLU:HA	1:K:459:GLN:HB2	1.77	0.66
1:I:262:MET:O	1:I:262:MET:SD	2.53	0.65
1:J:205:PHE:HB2	1:J:218:VAL:O	1.96	0.65
1:J:494:PHE:HD1	1:J:515:ILE:HG22	1.61	0.65
2:L:145:VAL:O	2:L:148:GLN:HB3	1.96	0.65
2:L:96:ILE:CG1	2:L:230:GLU:HB3	2.26	0.65
2:L:414:PHE:CE1	2:L:442:LEU:HD22	2.31	0.65
2:M:194:MET:HG2	2:M:263:TYR:HB2	1.78	0.65
2:M:232:ILE:HG22	2:M:232:ILE:O	1.95	0.65
2:M:284:PRO:HD2	2:M:287:MET:CE	2.26	0.65
2:M:323:HIS:O	2:M:326:PRO:HD2	1.96	0.65
2:M:36:LYS:HA	2:M:42:VAL:HG22	1.77	0.65
2:M:57:ILE:N	2:M:57:ILE:HD12	2.08	0.65
2:M:92:ARG:C	2:M:93:PHE:HD2	1.99	0.65
1:I:411:ALA:HB1	2:N:321:ARG:HH12	1.61	0.65
2:N:335:GLY:CA	2:N:359:SER:HA	2.25	0.65
1:A:233:GLY:CA	5:A:600:ADP:C8	2.80	0.65
1:A:256:GLY:O	2:F:288:TYR:OH	2.12	0.65
1:A:410:ASP:HB3	1:A:413:LEU:HD22	1.79	0.65
1:C:350:TYR:HB3	1:C:351:PRO:HD2	1.76	0.65
2:D:175:PRO:HB3	2:D:185:GLU:OE1	1.96	0.65
4:H:19:GLU:HG3	4:H:21:TYR:CE1	2.31	0.65
1:J:20:LEU:CD2	1:J:20:LEU:N	2.58	0.65

*Continued on next page...*

*Continued from previous page...*

Atom-1	Atom-2	Interatomic distance (Å)	Clash overlap (Å)
1:J:481:ARG:C	1:J:485:GLU:HG2	2.15	0.65
1:J:534:VAL:HG13	1:J:577:LEU:HB3	1.78	0.65
1:J:117:TRP:CB	1:J:183:MET:HE1	2.26	0.65
1:J:72:ALA:HB1	1:J:187:TRP:O	1.94	0.65
1:J:272:LEU:HD13	1:J:281:LEU:C	2.15	0.65
1:J:310:ALA:HA	1:J:313:PHE:HE2	1.59	0.65
1:J:77:PRO:HA	1:J:145:HIS:CE1	2.31	0.65
1:J:80:LEU:HD11	1:J:140:GLU:HG2	1.77	0.65
2:L:257:LEU:CD1	2:L:312:PRO:HA	2.26	0.65
2:L:362:MET:HG2	2:L:362:MET:O	1.97	0.65
1:J:42:LEU:HD13	2:M:14:ILE:HG21	1.77	0.65
2:M:276:GLU:O	2:M:277:ILE:HG22	1.95	0.65
2:M:95:GLY:O	2:M:97:GLY:N	2.29	0.65
2:N:140:VAL:HG23	2:N:141:MET:H	1.58	0.65
1:B:315:ASP:O	1:B:370:THR:HB	1.97	0.65
1:B:405:ALA:HA	1:B:429:SER:HA	1.77	0.65
1:B:80:LEU:HD11	1:B:140:GLU:HG2	1.78	0.65
1:C:256:GLY:O	1:C:329:ARG:CG	2.44	0.65
2:D:147:GLY:N	2:D:309:THR:HG23	2.10	0.65
2:D:20:PHE:CZ	2:D:56:VAL:HG22	2.32	0.65
2:D:263:TYR:HE2	2:D:291:LEU:HG	1.61	0.65
2:E:119:LEU:HD23	2:E:120:ASN:H	1.60	0.65
2:E:135:ILE:HD11	2:E:166:GLN:HE21	1.59	0.65
2:F:149:LYS:HZ2	2:F:149:LYS:HB2	1.59	0.65
2:F:341:ARG:O	2:F:345:ARG:HG2	1.97	0.65
1:I:242:ALA:HB1	1:I:250:VAL:HG22	1.77	0.65
1:C:487:GLY:CA	1:C:490:ILE:HG12	2.25	0.65
2:E:399:ILE:O	4:H:96:LYS:NZ	2.28	0.65
2:F:300:VAL:HG12	2:F:301:VAL:H	1.60	0.65
2:L:93:PHE:HB3	2:L:97:GLY:HA2	1.78	0.65
1:A:262:MET:O	1:A:262:MET:SD	2.55	0.65
2:M:445:MET:SD	2:M:445:MET:N	2.69	0.65
3:O:104:LEU:O	3:O:104:LEU:HD12	1.96	0.65
1:J:253:VAL:HG21	1:J:303:ILE:N	2.11	0.65
1:J:398:SER:O	1:J:401:ARG:N	2.29	0.65
1:J:503:VAL:HG23	1:J:504:ASP:N	2.12	0.65
1:J:76:GLY:HA3	1:J:184:TYR:CA	2.27	0.65
1:K:254:GLY:O	1:K:290:ASN:HB3	1.96	0.65
2:N:341:ARG:O	2:N:345:ARG:HG2	1.95	0.65
2:N:57:ILE:HD12	2:N:57:ILE:N	2.11	0.65
1:A:317:GLY:HA2	1:A:376:GLY:N	2.11	0.65

*Continued on next page...*

*Continued from previous page...*

Atom-1	Atom-2	Interatomic distance (Å)	Clash overlap (Å)
1:B:241:LEU:HD13	1:B:242:ALA:CA	2.26	0.65
1:B:24:MET:HG3	2:E:63:THR:O	1.96	0.65
1:B:76:GLY:O	1:B:77:PRO:O	2.13	0.65
1:C:14:VAL:C	1:C:15:ILE:HD12	2.17	0.65
2:E:195:GLY:HA3	2:E:262:ASN:CB	2.26	0.65
2:E:323:HIS:O	2:E:326:PRO:HD2	1.96	0.65
3:G:9:MET:O	3:G:12:LEU:HD13	1.96	0.65
1:C:211:ILE:HG13	1:C:215:LEU:CG	2.25	0.65
1:C:518:MET:HB3	1:C:548:ILE:HD12	1.78	0.65
1:C:471:VAL:HG22	1:C:472:GLY:N	2.10	0.65
2:L:208:PHE:HD2	2:L:214:LEU:HA	1.61	0.65
2:L:88:MET:HB3	2:L:218:VAL:HG21	1.76	0.65
2:L:82:LEU:HD12	2:L:83:GLY:H	1.62	0.65
2:D:223:LYS:HE2	2:D:225:ASP:OD1	1.96	0.65
2:N:395:LEU:O	2:N:399:ILE:HG12	1.96	0.65
4:H:7:PRO:HG2	4:H:8:GLU:H	1.61	0.65
2:M:9:THR:HG23	2:M:11:ILE:HD11	1.78	0.65
2:E:370:LYS:HD2	2:E:370:LYS:H	1.61	0.65
3:O:60:ALA:HA	3:O:63:ALA:CB	2.25	0.65
1:I:480:GLU:OE1	1:I:480:GLU:N	2.30	0.65
1:J:11:GLY:O	1:J:55:THR:CG2	2.44	0.65
1:J:174:VAL:HG12	1:J:175:LEU:N	2.11	0.65
1:J:189:VAL:CA	1:J:308:THR:HG21	2.26	0.65
1:J:491:ARG:HA	1:J:495:LEU:CB	2.26	0.65
1:J:6:ILE:HG22	1:J:61:GLY:H	1.60	0.65
1:K:14:VAL:C	1:K:15:ILE:HD12	2.16	0.65
1:K:518:MET:HE3	1:K:548:ILE:HD13	1.77	0.65
2:L:166:GLN:HG2	2:L:427:GLN:NE2	2.11	0.65
2:L:311:ILE:HG22	2:L:311:ILE:O	1.97	0.65
2:L:374:ASP:OD2	2:L:440:TRP:HZ2	1.80	0.65
2:M:144:LEU:CD1	2:M:145:VAL:H	2.05	0.65
2:M:135:ILE:HD11	2:M:166:GLN:HE21	1.59	0.65
2:M:278:PRO:HB3	2:M:283:TYR:O	1.95	0.65
2:N:125:ARG:CZ	2:N:300:VAL:HG11	2.26	0.65
2:N:147:GLY:H	2:N:309:THR:HG23	1.62	0.65
3:O:25:VAL:HA	3:O:28:LEU:HB2	1.79	0.65
1:A:73:VAL:HG12	1:A:187:TRP:O	1.96	0.65
1:A:238:GLN:HB3	1:A:323:MET:SD	2.37	0.65
1:B:216:PHE:CD2	1:B:216:PHE:N	2.63	0.65
1:B:241:LEU:O	1:B:245:SER:HB2	1.97	0.65
1:B:272:LEU:CD2	1:B:281:LEU:HB3	2.22	0.65

*Continued on next page...*

*Continued from previous page...*

Atom-1	Atom-2	Interatomic distance (Å)	Clash overlap (Å)
2:D:349:TYR:HA	2:D:351:PRO:HD3	1.78	0.65
2:F:232:ILE:N	2:F:232:ILE:HD12	2.12	0.65
2:F:314:LEU:HD22	2:F:325:ILE:HG23	1.77	0.65
1:A:471:VAL:O	2:F:399:ILE:HG21	1.96	0.65
1:C:211:ILE:HD13	1:C:495:LEU:HG	1.78	0.65
1:C:497:GLN:HG3	1:C:504:ASP:OD2	1.97	0.65
4:P:7:PRO:HG2	4:P:8:GLU:H	1.61	0.65
1:I:233:GLY:CA	5:I:600:ADP:O4'	2.44	0.65
1:J:29:LYS:HB2	1:J:65:VAL:HG13	1.78	0.65
1:K:229:PRO:HA	2:M:331:TYR:OH	1.97	0.65
1:K:9:ILE:HD11	1:K:59:LYS:O	1.97	0.65
2:L:381:GLN:NE2	2:L:453:ARG:HB2	2.12	0.65
2:L:31:ALA:CA	2:L:78:ASP:O	2.32	0.65
2:M:446:LEU:HD23	2:M:446:LEU:N	2.12	0.65
2:N:349:TYR:HA	2:N:351:PRO:HD3	1.79	0.65
2:L:398:ILE:HD13	3:O:31:LYS:HD3	1.77	0.65
1:B:214:VAL:HB	1:B:215:LEU:HD12	1.76	0.65
1:B:448:PRO:HB3	1:B:451:ARG:HH21	1.61	0.65
1:C:95:ARG:HA	2:E:120:ASN:ND2	2.11	0.65
1:B:293:ASN:ND2	2:D:118:PRO:HG3	2.11	0.65
2:E:276:GLU:OE1	2:E:276:GLU:O	2.15	0.65
2:E:36:LYS:CA	2:E:42:VAL:HG22	2.26	0.65
2:F:14:ILE:HB	2:F:68:LEU:CD2	2.26	0.65
2:F:158:LEU:HG	2:F:159:PRO:HD2	1.78	0.65
4:H:35:THR:HA	4:H:38:GLU:HG3	1.79	0.65
3:G:81:LEU:N	3:G:81:LEU:HD23	2.12	0.65
2:L:90:GLY:HA2	2:L:214:LEU:O	1.97	0.65
2:E:87:GLU:HB2	2:E:106:ILE:HD13	1.79	0.65
3:G:185:GLN:CB	3:G:188:ARG:HH21	2.10	0.65
1:B:493:ASP:HB3	1:B:549:GLY:HA2	1.78	0.65
2:M:370:LYS:HD2	2:M:370:LYS:H	1.62	0.65
3:O:154:ILE:HG22	4:P:96:LYS:HE2	1.79	0.65
1:I:221:GLY:CA	1:I:379:THR:HG23	2.26	0.65
1:I:346:ALA:HB2	1:I:352:PRO:CD	2.26	0.65
1:I:432:THR:HA	1:I:435:LEU:HD12	1.79	0.65
1:J:350:TYR:CD1	1:J:394:PRO:HG2	2.31	0.65
1:J:23:ARG:HH21	1:J:70:PRO:HD3	1.59	0.65
1:K:9:ILE:HG23	1:K:14:VAL:HG22	1.78	0.65
1:K:450:LEU:O	1:K:454:ILE:CD1	2.45	0.65
2:L:349:TYR:HA	2:L:351:PRO:HD3	1.79	0.65
2:M:239:LEU:HD22	2:M:297:ARG:NE	2.11	0.65

*Continued on next page...*

*Continued from previous page...*

Atom-1	Atom-2	Interatomic distance (Å)	Clash overlap (Å)
1:K:230:PHE:HB2	2:M:336:GLN:HE22	1.60	0.65
2:M:455:SER:O	2:M:459:ILE:HG13	1.96	0.65
1:A:233:GLY:CA	5:A:600:ADP:O4'	2.45	0.65
1:B:507:CYS:SG	1:B:508:SER:N	2.69	0.65
1:C:236:VAL:HB	5:C:600:ADP:H3'	1.78	0.65
2:D:145:VAL:O	2:D:148:GLN:HB3	1.96	0.65
2:D:259:ASP:N	2:D:313:ILE:O	2.30	0.65
2:E:16:GLY:N	2:E:17:PRO:HD2	2.12	0.65
2:F:149:LYS:HZ3	2:F:149:LYS:HB2	1.60	0.65
2:F:158:LEU:CG	2:F:159:PRO:HD2	2.26	0.65
2:F:232:ILE:HG13	2:F:263:TYR:CZ	2.32	0.65
1:C:397:GLN:HB3	2:F:317:PRO:HB3	1.78	0.65
2:F:281:ARG:CB	2:F:324:PRO:HG3	2.27	0.65
1:C:314:ARG:HG3	1:C:377:ALA:C	2.17	0.65
1:C:406:PHE:CZ	1:C:426:GLY:O	2.48	0.65
1:C:429:SER:OG	1:C:432:THR:HG23	1.96	0.65
4:H:1:MET:O	4:H:18:LEU:HG	1.97	0.65
1:A:119:TRP:NE1	1:A:172:VAL:HB	2.11	0.65
2:L:92:ARG:HH22	2:L:214:LEU:HD22	1.62	0.65
1:I:6:ILE:HB	1:I:62:GLU:H	1.62	0.65
1:I:206:LEU:CD2	1:I:213:ASP:HB3	2.27	0.65
1:I:466:GLU:O	1:I:470:LEU:HG	1.96	0.65
1:J:168:VAL:CG1	1:J:183:MET:HB2	2.27	0.65
1:J:223:THR:HG21	1:J:362:TYR:HB3	1.76	0.65
1:J:330:TRP:CE3	1:J:331:ALA:CA	2.80	0.65
1:J:382:GLY:C	1:J:384:VAL:H	1.99	0.65
1:J:406:PHE:CZ	1:J:408:ARG:HB2	2.32	0.65
1:J:482:LEU:O	1:J:486:VAL:HG23	1.96	0.65
1:K:115:LYS:O	1:K:167:THR:HB	1.97	0.65
2:L:246:ALA:HB2	2:L:253:VAL:HG23	1.78	0.65
2:L:287:MET:CA	2:L:291:LEU:HD13	2.27	0.65
2:L:291:LEU:O	2:L:294:ILE:HB	1.97	0.65
2:L:323:HIS:O	2:L:326:PRO:HD2	1.95	0.65
2:M:136:SER:O	2:M:138:ILE:N	2.30	0.65
2:M:96:ILE:O	2:M:237:MET:HE1	1.96	0.65
2:M:93:PHE:N	2:M:93:PHE:CD2	2.62	0.65
1:A:428:TYR:CE2	2:D:157:GLY:HA3	2.31	0.65
1:B:138:VAL:HG21	1:B:183:MET:HE1	1.77	0.65
1:B:274:ASP:HB2	1:B:281:LEU:HB2	1.78	0.65
1:C:326:SER:HA	1:C:385:SER:OG	1.96	0.65
2:F:114:ILE:CB	2:F:237:MET:HA	2.25	0.65

*Continued on next page...*

*Continued from previous page...*

Atom-1	Atom-2	Interatomic distance (Å)	Clash overlap (Å)
2:F:268:ARG:CZ	2:F:269:GLU:HG2	2.26	0.65
2:F:426:GLY:C	2:F:428:GLN:H	1.98	0.65
1:I:281:LEU:C	1:I:283:HIS:H	2.00	0.65
1:C:215:LEU:HD13	1:C:216:PHE:CG	2.32	0.65
1:J:481:ARG:HG3	1:J:481:ARG:NH1	2.09	0.65
1:I:347:GLU:OE2	2:L:284:PRO:HD3	1.96	0.65
1:I:234:LYS:CG	1:I:383:ALA:CB	2.75	0.65
1:I:410:ASP:HB2	1:I:413:LEU:HD22	1.77	0.65
1:K:41:ARG:HA	2:N:15:SER:HB2	1.78	0.65
2:L:295:TYR:CE2	2:L:332:ILE:HD12	2.31	0.65
2:M:325:ILE:HB	2:M:326:PRO:CD	2.27	0.65
1:B:310:ALA:HA	1:B:313:PHE:HE2	1.62	0.65
1:B:441:GLU:HB3	1:B:442:ASN:ND2	2.12	0.65
1:B:6:ILE:CD1	1:B:62:GLU:H	2.04	0.65
2:D:45:GLY:HA2	2:D:58:GLN:C	2.17	0.65
2:E:222:ASN:HD21	2:E:231:ARG:CG	1.95	0.65
2:E:60:PHE:HA	2:E:229:ILE:HG21	1.79	0.65
2:E:267:LEU:HD12	2:E:268:ARG:N	2.12	0.65
2:E:276:GLU:O	2:E:277:ILE:HG22	1.97	0.65
2:F:381:GLN:NE2	2:F:451:LEU:HA	2.11	0.65
1:A:119:TRP:NE1	1:A:121:PRO:HD3	2.12	0.65
1:K:536:ILE:HD12	1:K:536:ILE:N	2.07	0.65
2:E:8:TYR:HE1	2:E:27:LEU:HD21	1.59	0.65
1:B:534:VAL:HG13	1:B:577:LEU:HB3	1.77	0.65
1:I:117:TRP:O	1:I:183:MET:HE3	1.96	0.65
3:O:61:TYR:CZ	4:P:12:GLY:HA3	2.32	0.65
4:P:13:PHE:HB3	4:P:20:GLY:N	2.12	0.65
1:I:51:VAL:HG11	1:I:55:THR:HG23	1.78	0.65
1:K:338:SER:HB2	1:K:351:PRO:HB3	1.79	0.65
1:K:40:ILE:HD12	1:K:48:PHE:C	2.17	0.65
2:L:12:THR:O	2:L:20:PHE:HB2	1.97	0.65
2:L:249:HIS:O	2:L:250:ASP:HB2	1.97	0.65
2:M:158:LEU:HD11	2:M:341:ARG:CZ	2.26	0.65
2:M:295:TYR:HB3	2:M:310:GLN:HE22	1.60	0.65
2:M:329:THR:HG22	2:M:333:THR:CG2	2.27	0.65
2:N:152:ILE:HB	2:N:313:ILE:CG2	2.27	0.65
1:A:100:ILE:HG13	1:A:101:TYR:CD2	2.32	0.65
1:B:310:ALA:HA	1:B:313:PHE:CE2	2.32	0.65
1:C:256:GLY:C	1:C:329:ARG:HG3	2.17	0.65
2:D:170:GLN:OE1	2:D:429:ASN:HA	1.97	0.65
2:D:257:LEU:HG	2:D:312:PRO:HA	1.78	0.65

*Continued on next page...*

*Continued from previous page...*

Atom-1	Atom-2	Interatomic distance (Å)	Clash overlap (Å)
2:D:82:LEU:HD12	2:D:83:GLY:H	1.61	0.65
1:C:515:ILE:HD13	1:C:518:MET:SD	2.37	0.65
4:P:66:ARG:HB3	4:P:68:LEU:HD11	1.77	0.65
1:C:88:GLN:HG2	1:C:88:GLN:O	1.97	0.65
1:I:235:THR:N	5:I:600:ADP:O1B	2.30	0.65
1:I:258:ARG:HH11	1:I:258:ARG:HG2	1.62	0.65
1:J:132:GLY:HA2	1:J:149:VAL:C	2.17	0.65
1:J:116:LYS:HE3	1:J:167:THR:CG2	2.27	0.65
1:J:413:LEU:O	1:J:418:HIS:HB3	1.97	0.65
1:K:130:ARG:HH12	1:K:131:GLY:H	1.42	0.65
1:K:253:VAL:HA	1:K:288:ILE:O	1.97	0.65
1:K:132:GLY:C	1:K:372:GLY:HA2	2.17	0.65
1:K:399:THR:HG22	1:K:400:LEU:HD23	1.79	0.65
2:L:323:HIS:O	2:L:326:PRO:CG	2.44	0.65
2:M:8:TYR:HE1	2:M:27:LEU:HD21	1.62	0.65
2:M:36:LYS:HG3	2:M:36:LYS:O	1.95	0.65
2:N:142:ASN:O	2:N:362:MET:CG	2.44	0.65
2:N:166:GLN:HG2	2:N:170:GLN:NE2	2.12	0.65
1:K:402:ILE:HG22	2:N:197:THR:HG22	1.77	0.65
1:A:257:GLU:N	1:A:290:ASN:O	2.29	0.65
1:A:310:ALA:CB	1:A:320:VAL:HG11	2.26	0.65
1:B:119:TRP:HA	1:B:137:THR:O	1.97	0.65
1:B:221:GLY:CA	1:B:378:VAL:C	2.62	0.65
1:C:30:VAL:CG2	1:C:49:VAL:HG11	2.23	0.65
1:C:30:VAL:CG1	1:C:64:VAL:HG22	2.03	0.65
2:D:193:ALA:O	2:D:194:MET:HG3	1.97	0.65
2:E:165:ALA:O	2:E:166:GLN:C	2.34	0.65
2:E:190:VAL:HG12	2:E:191:PHE:H	1.58	0.65
2:E:149:LYS:NZ	2:E:333:THR:HA	2.12	0.65
1:C:129:VAL:HG11	1:C:135:LEU:CD2	2.27	0.65
1:C:469:GLN:HG3	2:E:395:LEU:HD21	1.78	0.65
3:G:150:ILE:HA	3:G:153:GLU:CD	2.17	0.65
1:C:485:GLU:O	1:C:488:ARG:CG	2.44	0.65
1:B:481:ARG:HG3	1:B:481:ARG:HH11	1.62	0.65
2:E:445:MET:SD	2:E:445:MET:N	2.70	0.65
3:O:73:PRO:O	3:O:76:VAL:HG22	1.97	0.64
1:I:73:VAL:HG12	1:I:187:TRP:O	1.97	0.64
1:I:215:LEU:CD2	1:I:451:ARG:HB2	2.22	0.64
1:J:222:GLY:H	1:J:379:THR:HG22	1.60	0.64
1:J:33:GLU:HB2	1:J:35:LEU:HD21	1.79	0.64
1:J:396:THR:C	1:J:398:SER:H	2.01	0.64

*Continued on next page...*



*Continued from previous page...*

Atom-1	Atom-2	Interatomic distance (Å)	Clash overlap (Å)
1:J:490:ILE:CD1	1:J:519:ILE:HG21	2.26	0.64
1:K:169:GLU:O	1:K:182:LYS:HG2	1.97	0.64
1:K:406:PHE:CZ	1:K:426:GLY:O	2.46	0.64
2:L:175:PRO:HB3	2:L:185:GLU:OE1	1.96	0.64
2:L:322:THR:HG21	3:O:15:ARG:CZ	2.27	0.64
2:M:137:THR:HA	2:M:422:PHE:CE1	2.32	0.64
1:K:293:ASN:HD22	2:M:296:GLU:CG	2.10	0.64
2:M:34:ASP:HB2	2:M:74:SER:OG	1.98	0.64
1:B:296:VAL:HG12	1:B:297:ALA:N	2.12	0.64
1:B:303:ILE:HG12	1:B:330:TRP:HE1	1.59	0.64
2:D:124:ARG:HA	2:D:300:VAL:O	1.97	0.64
2:D:132:GLN:NE2	2:D:431:SER:HA	2.12	0.64
2:D:7:GLU:HA	2:D:73:VAL:H	1.62	0.64
2:E:148:GLN:NE2	2:E:361:LEU:H	1.95	0.64
2:F:138:ILE:N	2:F:138:ILE:HD12	2.11	0.64
2:F:264:CYS:HA	2:F:267:LEU:HB3	1.77	0.64
2:L:193:ALA:O	2:L:194:MET:HG3	1.96	0.64
2:L:83:GLY:O	2:L:106:ILE:HD13	1.97	0.64
2:D:135:ILE:HB	2:D:138:ILE:CG2	2.24	0.64
1:A:544:VAL:HG23	1:A:569:GLU:CD	2.17	0.64
1:A:566:ALA:HA	1:A:569:GLU:HG2	1.79	0.64
1:J:478:ASP:HB3	1:J:536:ILE:HD11	1.79	0.64
1:J:248:ASP:O	1:J:284:ARG:HB2	1.97	0.64
1:J:396:THR:O	1:J:398:SER:N	2.30	0.64
1:J:88:GLN:O	1:J:88:GLN:HG2	1.97	0.64
2:L:132:GLN:HG2	2:L:134:GLY:H	1.61	0.64
2:L:252:HIS:CE1	2:L:307:SER:N	2.63	0.64
2:L:372:ARG:CZ	2:L:436:LEU:HD22	2.27	0.64
2:L:31:ALA:HB2	2:L:78:ASP:HA	1.79	0.64
2:M:165:ALA:O	2:M:168:ALA:CB	2.45	0.64
1:I:230:PHE:CB	2:N:330:GLY:HA3	2.25	0.64
2:L:398:ILE:CD1	3:O:31:LYS:HD3	2.27	0.64
1:A:234:LYS:NZ	5:A:600:ADP:O3B	2.30	0.64
1:A:28:CYS:HA	1:A:65:VAL:O	1.97	0.64
1:B:195:VAL:CG2	1:B:369:ILE:HG22	2.25	0.64
1:B:215:LEU:CB	1:B:216:PHE:CE2	2.80	0.64
1:B:4:GLY:C	1:B:64:VAL:HB	2.17	0.64
1:B:76:GLY:HA3	1:B:184:TYR:CA	2.27	0.64
2:E:220:PHE:HB3	2:E:234:THR:CG2	2.27	0.64
2:F:150:LEU:H	2:F:311:ILE:CG1	2.10	0.64
1:A:281:LEU:C	1:A:283:HIS:H	2.01	0.64

*Continued on next page...*

*Continued from previous page...*

Atom-1	Atom-2	Interatomic distance (Å)	Clash overlap (Å)
1:C:367:LYS:HE3	1:C:375:GLU:CD	2.17	0.64
1:C:450:LEU:O	1:C:454:ILE:CD1	2.45	0.64
3:G:87:GLU:OE1	4:H:42:TYR:O	2.15	0.64
1:B:87:ILE:CG1	1:B:88:GLN:N	2.60	0.64
3:O:64:LEU:H	3:O:64:LEU:HD23	1.62	0.64
1:I:477:GLN:CG	1:I:478:ASP:H	2.09	0.64
1:K:123:VAL:O	1:K:160:VAL:HG11	1.98	0.64
2:L:11:ILE:HD12	2:L:71:THR:OG1	1.97	0.64
2:L:132:GLN:NE2	2:L:431:SER:HA	2.12	0.64
2:N:232:ILE:N	2:N:232:ILE:HD12	2.13	0.64
1:A:316:GLN:HA	1:A:372:GLY:HA3	1.80	0.64
1:B:253:VAL:HG21	1:B:303:ILE:CA	2.28	0.64
1:B:314:ARG:NH1	1:B:315:ASP:OD2	2.30	0.64
1:B:11:GLY:HA2	2:D:29:TYR:CD2	2.32	0.64
2:E:343:LEU:CB	2:E:351:PRO:HA	2.28	0.64
2:E:349:TYR:HD1	2:E:351:PRO:HD3	1.63	0.64
2:E:357:SER:O	2:E:358:LEU:HB2	1.96	0.64
2:E:454:ILE:HB	2:E:459:ILE:HD11	1.79	0.64
2:F:158:LEU:CD1	2:F:159:PRO:HD2	2.27	0.64
2:F:166:GLN:HG2	2:F:170:GLN:NE2	2.13	0.64
2:F:267:LEU:O	2:F:270:ILE:HG12	1.98	0.64
3:G:180:GLN:HA	3:G:183:LEU:HD12	1.78	0.64
1:C:136:GLY:O	1:C:147:ILE:HG12	1.96	0.64
1:C:130:ARG:NH1	1:C:154:ARG:HH11	1.96	0.64
1:C:446:ASP:O	1:C:450:LEU:HD12	1.97	0.64
4:P:70:VAL:HG12	4:P:71:LEU:N	2.12	0.64
3:G:53:LEU:HD23	3:G:132:ARG:HA	1.79	0.64
2:M:82:LEU:HD12	2:M:111:ARG:HH12	1.62	0.64
2:M:83:GLY:CA	2:M:111:ARG:HA	2.27	0.64
2:E:355:LEU:HB2	2:E:356:PRO:CD	2.16	0.64
4:P:52:LEU:CD2	4:P:58:ALA:HB2	2.27	0.64
1:A:16:ALA:HB1	1:A:64:VAL:HG11	1.80	0.64
1:B:529:ALA:O	1:B:534:VAL:HG23	1.97	0.64
3:O:72:GLY:O	3:O:76:VAL:CG1	2.46	0.64
3:O:85:PRO:HG2	3:O:86:LEU:H	1.61	0.64
1:I:189:VAL:CG2	1:I:190:ARG:HH11	2.11	0.64
1:I:410:ASP:CB	1:I:413:LEU:HD13	2.26	0.64
1:J:309:ILE:HG23	1:J:313:PHE:CE2	2.32	0.64
1:J:454:ILE:O	1:J:457:LEU:CG	2.45	0.64
1:K:172:VAL:HG23	1:K:173:VAL:HG23	1.79	0.64
1:K:450:LEU:O	1:K:454:ILE:HD11	1.98	0.64

*Continued on next page...*

*Continued from previous page...*

Atom-1	Atom-2	Interatomic distance (Å)	Clash overlap (Å)
1:K:485:GLU:O	1:K:488:ARG:CG	2.46	0.64
1:K:211:ILE:CD1	1:K:495:LEU:HG	2.27	0.64
1:I:354:LEU:HD22	2:L:268:ARG:CZ	2.26	0.64
2:M:18:LEU:HG	2:M:57:ILE:C	2.18	0.64
2:M:195:GLY:HA3	2:M:262:ASN:CB	2.26	0.64
2:N:136:SER:O	2:N:137:THR:C	2.34	0.64
1:A:328:SER:CB	1:A:385:SER:H	2.09	0.64
1:B:220:MET:SD	1:B:377:ALA:HB2	2.37	0.64
2:D:193:ALA:O	2:D:221:LEU:HA	1.97	0.64
1:I:281:LEU:HD11	1:I:284:ARG:NH2	2.12	0.64
4:H:66:ARG:HB3	4:H:68:LEU:HD11	1.78	0.64
1:C:310:ALA:HB1	1:C:378:VAL:HG22	1.79	0.64
1:C:310:ALA:O	1:C:320:VAL:HG21	1.97	0.64
3:G:89:VAL:HG23	3:G:105:LYS:O	1.98	0.64
1:J:529:ALA:O	1:J:534:VAL:HG23	1.98	0.64
4:H:7:PRO:HD3	4:H:23:ALA:CA	2.27	0.64
4:P:1:MET:CA	4:P:42:TYR:HB3	2.25	0.64
1:I:256:GLY:CA	1:I:299:ARG:CD	2.75	0.64
1:J:23:ARG:O	1:J:39:ILE:HG21	1.98	0.64
1:K:264:ASP:OD2	2:M:126:LYS:HG2	1.97	0.64
1:K:254:GLY:H	1:K:289:ALA:HA	1.61	0.64
2:L:138:ILE:O	2:L:138:ILE:HG23	1.97	0.64
2:L:314:LEU:HD12	2:L:314:LEU:C	2.17	0.64
2:L:395:LEU:CB	2:L:398:ILE:HD12	2.24	0.64
2:L:33:VAL:HA	2:L:76:VAL:HG23	1.80	0.64
2:M:239:LEU:O	2:M:241:VAL:N	2.31	0.64
2:M:290:ASP:C	2:M:292:ALA:H	1.98	0.64
2:M:127:PRO:CG	2:M:361:LEU:HD11	2.25	0.64
3:O:12:LEU:N	3:O:12:LEU:HD12	2.06	0.64
1:B:241:LEU:CD1	1:B:242:ALA:N	2.58	0.64
1:B:272:LEU:HB2	1:B:281:LEU:H	1.63	0.64
1:B:330:TRP:CE3	1:B:331:ALA:N	2.66	0.64
2:D:24:ALA:O	2:D:50:VAL:HB	1.98	0.64
1:B:258:ARG:NH1	2:D:333:THR:O	2.29	0.64
2:D:338:GLN:O	2:D:339:LEU:HD23	1.97	0.64
2:D:93:PHE:HB3	2:D:97:GLY:CA	2.28	0.64
2:E:137:THR:HA	2:E:422:PHE:CE1	2.32	0.64
2:E:201:LEU:HD12	2:E:202:SER:N	2.12	0.64
2:E:220:PHE:CZ	2:E:241:VAL:HG21	2.33	0.64
2:E:284:PRO:HD2	2:E:287:MET:CE	2.28	0.64
2:E:378:VAL:O	2:E:382:LEU:HG	1.98	0.64

*Continued on next page...*

*Continued from previous page...*

Atom-1	Atom-2	Interatomic distance (Å)	Clash overlap (Å)
2:F:140:VAL:HG23	2:F:141:MET:CG	2.21	0.64
4:H:63:MET:O	4:H:64:ARG:HB2	1.95	0.64
4:H:2:ALA:HB3	4:H:42:TYR:HE1	1.62	0.64
1:B:503:VAL:HG23	1:B:504:ASP:N	2.13	0.64
1:B:476:LEU:HD12	1:B:481:ARG:CG	2.27	0.64
3:O:60:ALA:HB1	3:O:126:ALA:HA	1.80	0.64
1:I:300:GLU:O	1:I:303:ILE:CG1	2.46	0.64
1:I:314:ARG:HH21	1:I:315:ASP:CG	1.99	0.64
2:L:132:GLN:HE21	2:L:134:GLY:HA2	1.63	0.64
2:L:257:LEU:HG	2:L:312:PRO:HA	1.79	0.64
2:L:399:ILE:HG13	2:L:400:GLY:H	1.61	0.64
2:M:247:PHE:N	2:M:247:PHE:CD2	2.63	0.64
2:M:189:VAL:HG22	2:M:254:LEU:O	1.96	0.64
2:M:276:GLU:O	2:M:276:GLU:OE1	2.16	0.64
2:M:404:LEU:HB3	2:M:408:ASP:CG	2.17	0.64
2:N:156:SER:H	2:N:341:ARG:HH12	1.44	0.64
2:N:194:MET:HA	2:N:222:ASN:CB	2.27	0.64
2:N:150:LEU:H	2:N:311:ILE:CD1	2.10	0.64
2:N:281:ARG:CB	2:N:324:PRO:HG3	2.27	0.64
2:N:425:GLN:CB	2:N:430:ARG:NH1	2.54	0.64
3:O:28:LEU:HA	3:O:31:LYS:CD	2.27	0.64
1:A:477:GLN:CG	1:A:478:ASP:H	2.09	0.64
1:A:491:ARG:HB3	1:A:495:LEU:HD12	1.79	0.64
1:B:248:ASP:O	1:B:284:ARG:HB2	1.98	0.64
1:B:230:PHE:HB2	1:B:387:PRO:CB	2.28	0.64
1:B:507:CYS:HB2	1:B:511:LYS:HZ2	1.61	0.64
2:D:249:HIS:O	2:D:250:ASP:HB2	1.97	0.64
2:E:114:ILE:HD12	2:E:115:THR:CA	2.28	0.64
2:F:142:ASN:O	2:F:362:MET:CG	2.46	0.64
1:C:511:LYS:NZ	1:C:552:ARG:HA	2.13	0.64
3:G:56:ALA:HB1	3:G:59:GLU:OE2	1.97	0.64
2:L:91:ARG:HB2	2:L:218:VAL:HG22	1.80	0.64
1:J:507:CYS:HB2	1:J:511:LYS:HZ3	1.63	0.64
1:I:529:ALA:C	1:I:534:VAL:HB	2.18	0.64
2:N:317:PRO:O	2:N:318:ASP:O	2.15	0.64
1:J:117:TRP:HB3	1:J:183:MET:HE1	1.79	0.64
1:J:202:ASN:ND2	1:J:203:THR:N	2.41	0.64
1:J:192:ALA:HA	1:J:311:GLU:OE1	1.97	0.64
1:K:250:VAL:HB	1:K:285:THR:CG2	2.27	0.64
1:K:464:LEU:O	1:K:468:VAL:HG23	1.97	0.64
2:M:165:ALA:O	2:M:166:GLN:C	2.36	0.64

*Continued on next page...*

*Continued from previous page...*

Atom-1	Atom-2	Interatomic distance (Å)	Clash overlap (Å)
2:M:295:TYR:CB	2:M:310:GLN:HE22	2.11	0.64
1:A:19:MET:HB2	1:A:45:ASP:O	1.98	0.64
1:A:14:VAL:O	1:A:49:VAL:CB	2.45	0.64
1:B:235:THR:HA	1:B:238:GLN:CD	2.18	0.64
1:B:313:PHE:O	1:B:316:GLN:HG3	1.97	0.64
1:B:33:GLU:HB2	1:B:35:LEU:HD21	1.80	0.64
1:B:482:LEU:O	1:B:486:VAL:HG23	1.96	0.64
1:C:6:ILE:HG22	1:C:7:GLN:N	2.10	0.64
2:E:38:GLY:HA3	2:E:70:THR:CB	2.27	0.64
2:F:11:ILE:HG12	2:F:68:LEU:C	2.17	0.64
2:F:137:THR:HA	2:F:422:PHE:CE1	2.33	0.64
3:G:81:LEU:C	3:G:84:PRO:HD3	2.18	0.64
4:H:4:ILE:CG2	4:H:21:TYR:H	2.03	0.64
4:P:63:MET:HB2	4:P:68:LEU:HD13	1.80	0.64
3:O:94:GLU:O	3:O:100:LYS:HB3	1.98	0.64
2:E:402:ASP:HA	2:E:409:ARG:HH22	1.62	0.64
1:C:21:GLY:HA3	2:F:69:ALA:HB2	1.79	0.64
1:C:546:GLU:OE2	2:E:449:GLY:HA2	1.98	0.64
1:I:317:GLY:HA2	1:I:376:GLY:N	2.12	0.64
1:J:212:LEU:HD13	1:J:407:TRP:CE2	2.32	0.64
2:L:222:ASN:HD22	2:L:230:GLU:HG3	1.62	0.64
2:N:34:ASP:HB2	2:N:74:SER:OG	1.98	0.64
1:B:554:VAL:HG21	1:B:562:TYR:CD2	2.33	0.64
1:B:9:ILE:HB	2:D:50:VAL:HG22	1.80	0.64
1:C:258:ARG:NE	1:C:329:ARG:NE	2.46	0.64
2:D:13:TYR:OH	3:G:204:ARG:NH1	2.30	0.64
2:E:129:GLN:O	2:E:145:VAL:HA	1.98	0.64
2:E:292:ALA:O	2:E:296:GLU:HB2	1.97	0.64
2:E:149:LYS:HE3	2:E:334:GLU:HG3	1.80	0.64
1:C:215:LEU:HD22	1:C:216:PHE:CZ	2.33	0.64
1:C:193:ARG:HH21	1:C:312:TYR:HD1	1.45	0.64
1:C:550:ARG:NE	2:E:456:LYS:HE2	2.13	0.64
2:D:208:PHE:HD2	2:D:214:LEU:HA	1.61	0.64
2:D:196:ILE:HG21	2:D:204:PHE:HE1	1.61	0.64
2:F:85:SER:CB	2:F:109:GLU:HG2	2.27	0.64
1:K:88:GLN:O	1:K:88:GLN:HG2	1.97	0.64
1:J:565:GLU:O	1:J:569:GLU:HB2	1.98	0.64
1:I:401:ARG:HD2	2:L:259:ASP:OD2	1.97	0.64
1:J:290:ASN:HD21	1:J:294:MET:HG3	1.61	0.64
1:J:197:ARG:N	1:J:369:ILE:HG21	2.09	0.64
1:J:497:GLN:O	1:J:498:ASN:C	2.36	0.64

*Continued on next page...*

*Continued from previous page...*

Atom-1	Atom-2	Interatomic distance (Å)	Clash overlap (Å)
1:K:130:ARG:NH1	1:K:154:ARG:HH11	1.95	0.64
1:K:305:VAL:O	1:K:309:ILE:HG13	1.98	0.64
1:K:311:GLU:HG2	1:K:314:ARG:NH1	2.13	0.64
1:K:328:SER:HB3	1:K:329:ARG:HH12	1.63	0.64
1:K:314:ARG:HG3	1:K:377:ALA:H	1.63	0.64
2:L:323:HIS:CG	2:L:324:PRO:HD3	2.33	0.64
1:I:263:THR:OG1	2:N:124:ARG:HB3	1.98	0.64
2:N:193:ALA:C	2:N:222:ASN:HB3	2.19	0.64
2:N:149:LYS:NZ	2:N:334:GLU:H	1.96	0.64
3:O:180:GLN:HA	3:O:183:LEU:HD12	1.78	0.64
1:A:489:ILE:HG23	1:A:490:ILE:N	2.12	0.64
1:B:14:VAL:HG12	1:B:15:ILE:N	2.11	0.64
1:B:370:THR:HG23	1:B:374:GLU:O	1.97	0.64
1:B:72:ALA:HB2	1:B:188:PRO:HA	1.80	0.64
1:C:335:ARG:HD3	1:C:350:TYR:CG	2.32	0.64
2:F:135:ILE:HG23	2:F:430:ARG:HD3	1.79	0.64
2:F:268:ARG:HH22	2:F:269:GLU:HG2	1.62	0.64
1:C:253:VAL:HA	1:C:288:ILE:O	1.98	0.64
1:A:156:ARG:CB	1:A:156:ARG:HH11	2.11	0.64
4:P:33:LEU:HA	4:P:36:LEU:HD12	1.79	0.64
1:B:210:ARG:HB2	1:B:497:GLN:NE2	2.12	0.64
2:F:123:ALA:O	2:F:301:VAL:HA	1.98	0.64
1:J:554:VAL:HG11	1:J:559:PHE:HA	1.78	0.64
3:O:79:ALA:HB1	3:O:115:SER:CB	2.27	0.64
1:I:166:TYR:O	1:I:183:MET:SD	2.55	0.64
3:O:87:GLU:HA	3:O:89:VAL:CG1	2.28	0.64
1:I:328:SER:CB	1:I:385:SER:H	2.11	0.64
1:J:293:ASN:CG	2:L:296:GLU:CG	2.63	0.64
1:J:394:PRO:O	1:J:395:VAL:C	2.36	0.64
1:K:420:PRO:O	1:K:422:ILE:HG22	1.97	0.64
1:K:210:ARG:CZ	1:K:497:GLN:HB2	2.27	0.64
2:L:152:ILE:HG12	2:L:313:ILE:HG12	1.79	0.64
2:L:340:SER:HB3	2:L:343:LEU:HG	1.80	0.64
2:M:190:VAL:HG12	2:M:191:PHE:H	1.60	0.64
2:N:135:ILE:HG22	2:N:136:SER:N	2.12	0.64
2:N:158:LEU:HD12	2:N:159:PRO:HD2	1.79	0.64
2:N:311:ILE:O	2:N:311:ILE:HG22	1.95	0.64
1:A:217:PRO:HG2	1:A:435:LEU:CD1	2.27	0.64
1:A:310:ALA:CA	1:A:320:VAL:HG11	2.28	0.64
1:A:386:PRO:O	1:A:389:GLY:N	2.31	0.64
1:A:217:PRO:HG2	1:A:435:LEU:HD13	1.79	0.64

*Continued on next page...*

*Continued from previous page...*

Atom-1	Atom-2	Interatomic distance (Å)	Clash overlap (Å)
1:A:477:GLN:HB3	1:A:480:GLU:OE1	1.98	0.64
1:B:320:VAL:HG23	1:B:377:ALA:O	1.98	0.64
1:B:441:GLU:HB3	1:B:442:ASN:HD22	1.63	0.64
1:B:507:CYS:CB	1:B:511:LYS:HD3	2.27	0.64
2:D:257:LEU:HG	2:D:311:ILE:O	1.98	0.64
2:F:311:ILE:O	2:F:311:ILE:HG22	1.97	0.64
1:C:216:PHE:CE2	1:C:427:SER:HB3	2.33	0.64
3:G:61:TYR:CZ	4:H:12:GLY:HA3	2.33	0.64
3:G:85:PRO:O	3:G:86:LEU:HB2	1.98	0.64
1:J:554:VAL:HG21	1:J:562:TYR:CD2	2.33	0.64
1:C:200:ASP:CB	1:C:201:PRO:HD2	2.27	0.64
1:I:253:VAL:O	1:I:324:ALA:HA	1.98	0.63
1:J:303:ILE:HG12	1:J:330:TRP:HE1	1.62	0.63
1:J:222:GLY:HA3	1:J:431:PHE:CZ	2.33	0.63
1:K:497:GLN:HG3	1:K:504:ASP:OD2	1.98	0.63
1:K:87:ILE:O	1:K:89:ARG:HG3	1.97	0.63
2:M:195:GLY:HA3	2:M:262:ASN:HB3	1.79	0.63
2:N:158:LEU:CD1	2:N:159:PRO:HD2	2.27	0.63
2:N:263:TYR:CE2	2:N:267:LEU:HD22	2.33	0.63
1:A:460:ARG:HG3	2:D:346:LYS:HE2	1.81	0.63
1:B:286:VAL:HG13	1:B:288:ILE:CD1	2.27	0.63
1:B:28:CYS:SG	1:B:38:GLU:HA	2.37	0.63
2:D:292:ALA:C	2:D:294:ILE:H	2.01	0.63
2:E:144:LEU:HD12	2:E:145:VAL:N	2.08	0.63
2:E:165:ALA:O	2:E:168:ALA:N	2.31	0.63
2:E:93:PHE:CD2	2:E:99:PRO:HG3	2.33	0.63
2:F:355:LEU:HB2	2:F:356:PRO:HD3	1.80	0.63
1:C:422:ILE:CD1	1:C:423:ASN:H	2.10	0.63
1:C:74:GLU:HB3	1:C:111:LEU:HD23	1.79	0.63
1:I:156:ARG:HH11	1:I:156:ARG:CB	2.12	0.63
3:O:105:LYS:HE2	3:O:142:ASN:ND2	2.13	0.63
1:J:244:TRP:O	1:J:245:SER:O	2.15	0.63
1:J:325:ASP:HA	1:J:383:ALA:HB1	1.80	0.63
1:J:339:SER:O	1:J:341:LEU:N	2.31	0.63
1:K:168:VAL:HA	1:K:183:MET:CG	2.27	0.63
1:K:256:GLY:O	1:K:329:ARG:CG	2.45	0.63
2:L:222:ASN:ND2	2:L:230:GLU:HG3	2.13	0.63
1:J:24:MET:SD	2:M:14:ILE:HG21	2.39	0.63
2:N:353:ASP:OD1	2:N:355:LEU:HD21	1.98	0.63
1:A:206:LEU:CD2	1:A:213:ASP:HB3	2.28	0.63
1:B:216:PHE:HB3	1:B:429:SER:OG	1.98	0.63

*Continued on next page...*

*Continued from previous page...*

Atom-1	Atom-2	Interatomic distance (Å)	Clash overlap (Å)
1:C:258:ARG:HG2	2:E:332:ILE:HA	1.80	0.63
1:C:255:CYS:HB2	1:C:330:TRP:HB2	1.80	0.63
2:E:135:ILE:O	2:E:135:ILE:HG22	1.98	0.63
2:E:254:LEU:CD2	2:E:256:ILE:HD11	2.27	0.63
2:E:339:LEU:HA	2:E:352:ILE:HA	1.78	0.63
1:A:243:LYS:HD2	1:A:272:LEU:HD13	1.80	0.63
1:C:420:PRO:HG2	1:C:422:ILE:HG22	1.78	0.63
1:C:507:CYS:SG	1:C:511:LYS:HG2	2.38	0.63
4:H:13:PHE:HB3	4:H:20:GLY:H	1.63	0.63
4:H:6:ASP:O	4:H:10:ALA:N	2.31	0.63
2:D:201:LEU:CD2	2:D:223:LYS:HD2	2.28	0.63
1:I:544:VAL:HG23	1:I:569:GLU:CD	2.19	0.63
3:O:130:PHE:HE1	4:P:12:GLY:C	2.01	0.63
1:I:22:ALA:O	1:I:39:ILE:HG21	1.99	0.63
1:J:249:VAL:HG11	1:J:320:VAL:HG13	1.81	0.63
1:J:193:ARG:O	1:J:314:ARG:NH1	2.32	0.63
1:K:335:ARG:HD3	1:K:350:TYR:CG	2.32	0.63
2:L:324:PRO:O	2:L:328:LEU:HG	1.98	0.63
1:I:42:LEU:HB3	2:L:68:LEU:HD23	1.80	0.63
2:N:252:HIS:CE1	2:N:305:LYS:HE3	2.34	0.63
1:B:362:TYR:HA	1:B:380:ILE:CD1	2.29	0.63
2:D:34:ASP:HA	2:D:44:GLY:HA2	1.81	0.63
2:E:130:PHE:HE1	2:E:143:THR:CB	2.06	0.63
2:E:149:LYS:HZ2	2:E:333:THR:HA	1.62	0.63
2:E:190:VAL:HB	2:E:255:VAL:CG1	2.28	0.63
1:A:100:ILE:C	2:F:120:ASN:HD22	2.02	0.63
2:F:156:SER:H	2:F:341:ARG:HH12	1.45	0.63
2:F:317:PRO:O	2:F:318:ASP:O	2.16	0.63
1:I:281:LEU:O	1:I:283:HIS:N	2.32	0.63
1:C:450:LEU:O	1:C:454:ILE:HD11	1.98	0.63
1:C:418:HIS:NE2	1:C:495:LEU:HD13	2.13	0.63
3:G:187:GLU:HA	3:G:190:ASP:OD2	1.98	0.63
1:C:488:ARG:CZ	1:C:489:ILE:HD11	2.29	0.63
1:A:6:ILE:HB	1:A:62:GLU:H	1.63	0.63
1:I:221:GLY:HA2	1:I:379:THR:HG23	1.80	0.63
1:I:486:VAL:O	1:I:490:ILE:HG13	1.99	0.63
1:I:83:ILE:O	1:I:90:PRO:HA	1.98	0.63
1:J:468:VAL:HA	1:J:471:VAL:CG1	2.29	0.63
1:J:494:PHE:HD1	1:J:515:ILE:CG2	2.10	0.63
1:K:6:ILE:HB	1:K:61:GLY:H	1.62	0.63
1:K:94:ILE:HG23	1:K:98:THR:CG2	2.29	0.63

*Continued on next page...*



*Continued from previous page...*

Atom-1	Atom-2	Interatomic distance (Å)	Clash overlap (Å)
2:L:328:LEU:O	2:L:331:TYR:HB2	1.98	0.63
2:M:19:LEU:CD1	2:M:57:ILE:HD11	2.27	0.63
2:M:265:GLU:O	2:M:268:ARG:HG3	1.98	0.63
2:N:140:VAL:HG23	2:N:141:MET:CG	2.26	0.63
2:N:150:LEU:H	2:N:311:ILE:HG12	1.63	0.63
3:O:11:LEU:HD13	3:O:183:LEU:CD1	2.29	0.63
1:B:73:VAL:N	1:B:187:TRP:O	2.23	0.63
1:B:236:VAL:CG1	1:B:237:THR:H	2.10	0.63
1:B:557:GLU:O	1:B:560:PRO:HD2	1.97	0.63
1:B:80:LEU:H	1:B:80:LEU:HD23	1.63	0.63
1:C:258:ARG:NH1	2:E:332:ILE:HG23	2.13	0.63
2:D:131:ILE:HB	2:D:144:LEU:O	1.99	0.63
2:E:220:PHE:HD1	2:E:234:THR:HG23	1.62	0.63
2:F:20:PHE:O	2:F:21:VAL:HG23	1.98	0.63
1:I:267:VAL:C	1:I:270:PRO:HD2	2.17	0.63
3:G:43:VAL:HG23	3:G:147:LEU:HD11	1.79	0.63
2:N:420:ARG:HG3	2:N:420:ARG:NH1	2.06	0.63
3:O:130:PHE:CZ	4:P:15:LEU:CB	2.80	0.63
1:I:215:LEU:C	1:I:217:PRO:HD3	2.19	0.63
1:I:9:ILE:CG2	2:N:50:VAL:HG23	2.27	0.63
1:J:123:VAL:C	1:J:124:LYS:HD2	2.17	0.63
1:J:305:VAL:O	1:J:308:THR:OG1	2.16	0.63
2:L:340:SER:HB3	2:L:343:LEU:CD1	2.29	0.63
2:L:141:MET:HE3	2:L:382:LEU:CD1	2.28	0.63
2:L:48:ILE:HG22	2:L:49:GLU:N	2.14	0.63
1:J:23:ARG:CD	2:M:65:GLY:HA2	2.26	0.63
2:N:229:ILE:CG2	2:N:230:GLU:HG3	2.28	0.63
2:N:95:GLY:HA2	2:N:234:THR:OG1	1.99	0.63
2:N:114:ILE:CB	2:N:237:MET:HA	2.29	0.63
2:N:256:ILE:HD13	2:N:311:ILE:O	1.98	0.63
1:A:341:LEU:HD13	1:A:343:GLU:OE2	1.99	0.63
1:A:335:ARG:HG3	1:A:350:TYR:HA	1.80	0.63
1:A:357:ARG:HG2	1:A:357:ARG:HH11	1.64	0.63
1:C:250:VAL:HB	1:C:285:THR:OG1	1.98	0.63
1:A:401:ARG:HD2	2:D:259:ASP:OD2	1.98	0.63
2:D:372:ARG:CZ	2:D:436:LEU:HD22	2.29	0.63
2:D:31:ALA:HB3	2:D:47:VAL:HG21	1.79	0.63
2:E:195:GLY:HA3	2:E:262:ASN:HB3	1.81	0.63
2:E:268:ARG:HD3	2:E:269:GLU:N	2.12	0.63
3:G:127:SER:O	3:G:130:PHE:HD2	1.81	0.63
2:E:398:ILE:HD11	3:G:163:ALA:HB2	1.79	0.63

*Continued on next page...*

*Continued from previous page...*

Atom-1	Atom-2	Interatomic distance (Å)	Clash overlap (Å)
1:B:158:LYS:HB2	1:B:176:GLU:CG	2.16	0.63
1:B:418:HIS:CD2	1:B:420:PRO:O	2.52	0.63
1:A:567:MET:HA	1:A:570:ILE:CD1	2.27	0.63
1:C:156:ARG:HA	1:C:156:ARG:CZ	2.28	0.63
3:O:85:PRO:O	3:O:86:LEU:HB2	1.98	0.63
1:I:310:ALA:HA	1:I:320:VAL:HG11	1.79	0.63
1:J:145:HIS:CD2	1:J:147:ILE:HG13	2.33	0.63
2:M:378:VAL:CG1	2:M:382:LEU:HD21	2.29	0.63
2:N:256:ILE:HG23	2:N:312:PRO:HA	1.81	0.63
3:O:12:LEU:HA	3:O:15:ARG:HD2	1.81	0.63
1:A:235:THR:CG2	1:A:261:GLU:HG2	2.25	0.63
1:B:282:MET:HE1	1:B:282:MET:O	1.97	0.63
1:B:494:PHE:HD1	1:B:515:ILE:HG22	1.62	0.63
1:C:23:ARG:HB2	1:C:68:GLY:CA	2.23	0.63
2:D:436:LEU:HD21	2:D:440:TRP:NE1	2.12	0.63
2:F:150:LEU:N	2:F:311:ILE:HG12	2.14	0.63
2:E:414:PHE:CD2	2:E:446:LEU:HD11	2.34	0.63
4:H:14:ARG:CA	4:H:19:GLU:HA	2.28	0.63
2:M:106:ILE:CG1	2:M:107:THR:N	2.60	0.63
2:D:196:ILE:HG21	2:D:204:PHE:CE1	2.33	0.63
2:N:405:THR:O	2:N:409:ARG:HG2	1.99	0.63
4:P:13:PHE:HB3	4:P:20:GLY:H	1.64	0.63
1:I:401:ARG:HA	1:I:401:ARG:NE	2.13	0.63
1:J:189:VAL:CG1	1:J:308:THR:HG21	2.29	0.63
1:K:193:ARG:CB	1:K:311:GLU:HB3	2.28	0.63
1:K:367:LYS:HE3	1:K:375:GLU:CD	2.19	0.63
1:K:451:ARG:HG3	1:K:452:ASP:N	2.13	0.63
1:K:98:THR:HB	1:K:103:THR:OG1	1.99	0.63
2:M:127:PRO:HG2	2:M:361:LEU:CD1	2.28	0.63
2:M:129:GLN:O	2:M:145:VAL:CG1	2.47	0.63
2:M:135:ILE:CD1	2:M:166:GLN:NE2	2.61	0.63
2:M:301:VAL:HG11	2:M:304:LYS:HG3	1.80	0.63
2:N:267:LEU:O	2:N:270:ILE:HG12	1.98	0.63
3:O:8:ARG:HH12	3:O:12:LEU:HD11	1.64	0.63
1:A:510:LYS:HE3	1:A:560:PRO:HG3	1.80	0.63
2:D:132:GLN:CD	2:D:432:ILE:H	2.01	0.63
2:D:381:GLN:NE2	2:D:453:ARG:HB2	2.14	0.63
2:E:198:GLN:O	2:E:201:LEU:HG	1.98	0.63
2:F:222:ASN:O	2:F:222:ASN:OD1	2.16	0.63
1:I:243:LYS:CB	1:I:272:LEU:HD13	2.28	0.63
3:G:87:GLU:C	3:G:89:VAL:H	2.01	0.63

*Continued on next page...*

*Continued from previous page...*

Atom-1	Atom-2	Interatomic distance (Å)	Clash overlap (Å)
1:K:576:ALA:O	1:K:577:LEU:HG	1.98	0.63
1:C:485:GLU:HB3	1:C:488:ARG:CD	2.29	0.63
1:A:62:GLU:HB3	1:A:63:PRO:CD	2.29	0.63
3:O:80:ALA:O	3:O:81:LEU:C	2.34	0.63
1:I:10:ALA:H	1:I:14:VAL:HG22	1.64	0.63
1:I:407:TRP:HA	1:I:427:SER:OG	1.99	0.63
1:J:195:VAL:HG23	1:J:196:GLN:N	2.14	0.63
1:J:212:LEU:HD13	1:J:407:TRP:NE1	2.14	0.63
1:J:41:ARG:HG2	2:M:15:SER:CA	2.17	0.63
1:K:235:THR:HA	1:K:325:ASP:CG	2.18	0.63
2:L:425:GLN:HE21	2:L:430:ARG:NH1	1.97	0.63
2:M:220:PHE:HD1	2:M:234:THR:HG23	1.64	0.63
2:N:19:LEU:HD12	2:N:20:PHE:N	2.06	0.63
2:N:243:GLU:CD	2:N:297:ARG:HH21	2.03	0.63
1:A:473:PRO:CA	1:A:476:LEU:HG	2.26	0.63
1:B:138:VAL:HG13	1:B:139:PRO:HD2	1.79	0.63
1:B:72:ALA:CB	1:B:188:PRO:CA	2.77	0.63
1:B:205:PHE:C	1:B:205:PHE:CD1	2.72	0.63
1:B:454:ILE:O	1:B:457:LEU:CD2	2.47	0.63
2:D:254:LEU:HD11	2:D:311:ILE:HD11	1.80	0.63
1:B:60:VAL:HG23	2:D:50:VAL:HG23	1.79	0.63
2:E:92:ARG:HA	2:E:219:LEU:HB2	1.80	0.63
2:E:261:THR:CA	2:E:314:LEU:HD22	2.29	0.63
2:E:30:GLY:HA2	2:E:47:VAL:H	1.64	0.63
2:F:150:LEU:HG	2:F:335:GLY:HA3	1.81	0.63
1:C:246:ASN:O	1:C:247:ALA:HB2	1.99	0.63
2:E:396:VAL:HG23	2:E:397:ALA:N	2.13	0.63
3:G:27:LEU:O	3:G:31:LYS:HG3	1.98	0.63
2:F:246:ALA:HA	2:F:251:TYR:O	1.99	0.63
4:P:10:ALA:HA	4:P:13:PHE:CD2	2.34	0.63
1:I:258:ARG:HD3	1:I:261:GLU:CD	2.19	0.63
1:I:258:ARG:NH2	1:I:329:ARG:HD3	2.13	0.63
1:I:91:LEU:HG	1:I:94:ILE:HD12	1.81	0.63
1:J:172:VAL:HG23	1:J:173:VAL:N	2.13	0.63
1:J:395:VAL:HG12	1:J:396:THR:N	2.13	0.63
1:J:212:LEU:CD1	1:J:407:TRP:CE2	2.82	0.63
1:J:217:PRO:HG3	1:J:439:TYR:OH	1.99	0.63
1:K:80:LEU:HD22	1:K:284:ARG:C	2.19	0.63
2:L:159:PRO:O	2:L:163:ILE:HG13	1.99	0.63
2:L:259:ASP:HA	2:L:314:LEU:HA	1.79	0.63
2:M:144:LEU:HD12	2:M:145:VAL:N	2.09	0.63

*Continued on next page...*

*Continued from previous page...*

Atom-1	Atom-2	Interatomic distance (Å)	Clash overlap (Å)
2:M:295:TYR:HA	2:M:310:GLN:HE22	1.64	0.63
2:M:261:THR:CA	2:M:314:LEU:HD22	2.28	0.63
1:J:42:LEU:HD22	2:M:68:LEU:HG	1.79	0.63
1:A:256:GLY:O	1:A:292:SER:OG	2.16	0.63
1:A:410:ASP:CB	1:A:413:LEU:HD13	2.28	0.63
1:A:432:THR:HA	1:A:435:LEU:HD12	1.81	0.63
1:B:238:GLN:HE21	1:B:238:GLN:N	1.94	0.63
1:B:311:GLU:O	1:B:315:ASP:OD2	2.15	0.63
1:B:36:VAL:HB	1:B:53:GLU:HG2	1.81	0.63
1:C:38:GLU:HB3	1:C:50:GLN:HB3	1.80	0.63
5:C:600:ADP:C5'	2:E:360:ARG:HD3	2.28	0.63
2:D:48:ILE:N	2:D:56:VAL:O	2.22	0.63
2:D:97:GLY:HA3	2:D:220:PHE:CE1	2.32	0.63
2:E:135:ILE:CD1	2:E:166:GLN:NE2	2.61	0.63
1:C:193:ARG:O	1:C:195:VAL:HG13	1.98	0.63
1:C:223:THR:HG22	1:C:380:ILE:HB	1.81	0.63
1:C:210:ARG:CZ	1:C:494:PHE:O	2.47	0.63
2:F:168:ALA:O	2:F:211:THR:CG2	2.44	0.63
1:J:557:GLU:O	1:J:560:PRO:HD2	1.98	0.63
1:B:535:SER:HB2	1:B:538:GLU:HB3	1.80	0.63
4:H:87:GLU:O	4:H:91:ARG:HG3	1.98	0.63
1:C:410:ASP:HB3	1:C:413:LEU:HB2	1.81	0.63
3:O:39:PHE:CD2	3:O:150:ILE:HG13	2.34	0.62
1:J:291:THR:HB	1:J:294:MET:HE2	1.81	0.62
1:K:193:ARG:O	1:K:195:VAL:HG13	1.99	0.62
1:K:258:ARG:NH1	2:M:331:TYR:HB2	2.13	0.62
1:K:189:VAL:HG12	1:K:304:TYR:O	1.99	0.62
2:M:18:LEU:HG	2:M:58:GLN:HA	1.80	0.62
2:M:218:VAL:HB	2:M:220:PHE:HE2	1.63	0.62
2:M:343:LEU:HD22	2:M:343:LEU:H	1.61	0.62
2:N:153:PHE:O	2:N:339:LEU:HG	1.98	0.62
1:B:132:GLY:HA2	1:B:149:VAL:C	2.19	0.62
2:D:12:THR:O	2:D:20:PHE:HB2	1.99	0.62
2:D:291:LEU:CD2	2:D:328:LEU:HD13	2.29	0.62
2:D:20:PHE:HD2	2:D:54:TYR:HD2	1.47	0.62
2:E:135:ILE:CG1	2:E:166:GLN:HE21	2.12	0.62
2:F:280:ARG:HG3	2:F:281:ARG:HG2	1.81	0.62
2:F:388:ASN:HB3	2:F:411:TYR:CD2	2.34	0.62
1:C:303:ILE:CD1	1:C:303:ILE:H	2.11	0.62
1:J:566:ALA:O	1:J:569:GLU:HB3	1.99	0.62
1:I:221:GLY:HA3	1:I:377:ALA:HB1	1.81	0.62

*Continued on next page...*

*Continued from previous page...*

Atom-1	Atom-2	Interatomic distance (Å)	Clash overlap (Å)
1:J:241:LEU:O	1:J:245:SER:HB2	1.99	0.62
1:J:288:ILE:O	1:J:289:ALA:O	2.17	0.62
1:J:220:MET:SD	1:J:377:ALA:HB2	2.39	0.62
1:J:5:VAL:CA	1:J:64:VAL:HG21	2.29	0.62
1:K:446:ASP:O	1:K:450:LEU:HD12	1.98	0.62
1:K:489:ILE:C	1:K:491:ARG:H	2.02	0.62
2:L:141:MET:HE3	2:L:382:LEU:HG	1.81	0.62
2:N:280:ARG:HG3	2:N:281:ARG:HG2	1.80	0.62
1:A:408:ARG:O	1:A:422:ILE:HA	1.99	0.62
1:A:509:MET:O	1:A:513:TYR:N	2.31	0.62
1:B:124:LYS:N	1:B:124:LYS:HD2	2.13	0.62
1:B:253:VAL:HG23	1:B:302:SER:HB3	1.81	0.62
1:B:230:PHE:HB2	1:B:387:PRO:HB3	1.81	0.62
1:B:556:GLU:HB3	1:B:557:GLU:OE2	1.98	0.62
1:C:391:MET:C	1:C:393:GLU:H	2.00	0.62
1:C:40:ILE:HD12	1:C:48:PHE:CB	2.24	0.62
2:E:295:TYR:CB	2:E:310:GLN:HE22	2.13	0.62
2:F:114:ILE:HA	2:F:240:THR:OG1	1.99	0.62
2:F:166:GLN:HE22	2:F:425:GLN:NE2	1.97	0.62
1:I:270:PRO:O	1:I:280:PRO:HB3	1.99	0.62
2:D:135:ILE:CG2	2:D:138:ILE:HG22	2.28	0.62
1:A:91:LEU:HG	1:A:94:ILE:HD12	1.81	0.62
3:O:4:VAL:HG13	3:O:5:SER:N	2.12	0.62
1:K:225:ALA:HA	1:K:382:GLY:O	1.99	0.62
1:I:26:ASP:O	1:I:38:GLU:HA	1.99	0.62
1:J:214:VAL:HB	1:J:215:LEU:CD1	2.28	0.62
1:J:307:VAL:O	1:J:308:THR:C	2.37	0.62
1:J:307:VAL:HG13	1:J:308:THR:N	2.14	0.62
2:L:195:GLY:HA2	2:L:224:ALA:CA	2.28	0.62
2:L:283:TYR:HB3	2:L:287:MET:CE	2.29	0.62
2:L:382:LEU:HD23	2:L:382:LEU:N	2.15	0.62
2:M:268:ARG:HD3	2:M:269:GLU:N	2.14	0.62
2:M:317:PRO:HG2	2:M:323:HIS:CG	2.34	0.62
2:M:332:ILE:HG13	2:M:333:THR:N	2.10	0.62
1:A:401:ARG:HA	1:A:401:ARG:HE	1.64	0.62
1:B:81:ASN:ND2	1:B:282:MET:SD	2.72	0.62
1:C:291:THR:HG22	2:E:296:GLU:OE2	1.99	0.62
2:D:145:VAL:HG23	2:D:148:GLN:CB	2.28	0.62
5:C:600:ADP:O3A	2:E:360:ARG:NH1	2.32	0.62
2:F:185:GLU:HG2	2:F:252:HIS:HD2	1.64	0.62
2:D:322:THR:HG21	3:G:15:ARG:HH12	1.64	0.62

*Continued on next page...*

*Continued from previous page...*

Atom-1	Atom-2	Interatomic distance (Å)	Clash overlap (Å)
1:C:198:LYS:HG2	2:F:198:GLN:CD	2.19	0.62
1:C:400:LEU:HA	1:C:403:VAL:HG22	1.81	0.62
1:C:552:ARG:HH22	2:E:453:ARG:HD3	1.63	0.62
3:G:130:PHE:CD2	4:H:16:ALA:CB	2.81	0.62
4:H:74:ILE:HG22	4:H:75:ALA:N	2.15	0.62
2:L:201:LEU:HD12	2:L:201:LEU:C	2.19	0.62
1:B:488:ARG:NH2	1:B:489:ILE:CG1	2.60	0.62
2:F:413:GLN:CA	2:F:413:GLN:NE2	2.62	0.62
1:I:227:PRO:HD2	1:I:407:TRP:O	2.00	0.62
1:J:134:VAL:HA	1:J:148:LEU:HD22	1.81	0.62
1:J:304:TYR:O	1:J:307:VAL:HG13	1.99	0.62
1:J:322:LEU:O	1:J:381:VAL:HG12	1.99	0.62
1:K:15:ILE:HG22	1:K:16:ALA:N	2.13	0.62
1:K:258:ARG:HD2	1:K:258:ARG:H	1.64	0.62
1:K:258:ARG:NH1	2:M:332:ILE:HG23	2.14	0.62
1:K:370:THR:C	1:K:372:GLY:H	2.02	0.62
1:K:76:GLY:O	1:K:79:MET:CE	2.47	0.62
2:L:257:LEU:HG	2:L:311:ILE:O	1.99	0.62
2:L:381:GLN:HB2	2:L:454:ILE:HG13	1.80	0.62
2:M:135:ILE:CG1	2:M:166:GLN:HE21	2.13	0.62
2:N:267:LEU:HD12	2:N:270:ILE:HD11	1.79	0.62
2:N:33:VAL:HA	2:N:74:SER:O	1.99	0.62
2:N:426:GLY:C	2:N:428:GLN:H	2.01	0.62
1:K:21:GLY:HA3	2:N:69:ALA:HB2	1.80	0.62
2:M:282:GLY:HA2	3:O:188:ARG:NH1	2.14	0.62
1:B:508:SER:O	1:B:511:LYS:HB3	1.99	0.62
1:B:490:ILE:CD1	1:B:519:ILE:HG21	2.29	0.62
1:B:6:ILE:CD1	1:B:62:GLU:HB2	2.29	0.62
1:C:7:GLN:O	2:E:52:GLU:HG3	1.98	0.62
2:D:252:HIS:CE1	2:D:307:SER:N	2.67	0.62
2:D:7:GLU:HA	2:D:73:VAL:O	1.99	0.62
1:C:576:ALA:O	1:C:577:LEU:HG	2.00	0.62
1:I:491:ARG:HB3	1:I:495:LEU:HD12	1.82	0.62
1:J:262:MET:HG3	1:J:291:THR:CA	2.27	0.62
1:J:457:LEU:O	1:J:461:GLU:HG3	1.99	0.62
1:K:134:VAL:CG1	1:K:146:LYS:HE2	2.30	0.62
1:K:258:ARG:NH1	2:M:332:ILE:N	2.47	0.62
1:K:350:TYR:HB3	1:K:351:PRO:HD2	1.79	0.62
1:K:59:LYS:HE2	2:M:28:ALA:N	2.14	0.62
1:K:8:LYS:NZ	1:K:8:LYS:HB2	2.15	0.62
2:L:292:ALA:C	2:L:294:ILE:H	2.03	0.62

*Continued on next page...*

*Continued from previous page...*

Atom-1	Atom-2	Interatomic distance (Å)	Clash overlap (Å)
2:L:314:LEU:HD21	2:L:325:ILE:O	1.99	0.62
2:N:145:VAL:HG21	2:N:148:GLN:OE1	1.99	0.62
1:I:260:ASN:ND2	2:N:149:LYS:HE3	2.14	0.62
2:N:232:ILE:CD1	2:N:266:ALA:HB3	2.29	0.62
2:N:35:ILE:HA	2:N:72:SER:O	2.00	0.62
2:N:141:MET:CE	2:N:382:LEU:HD12	2.28	0.62
1:A:226:ILE:HD12	1:A:227:PRO:CD	2.29	0.62
1:A:234:LYS:HZ3	5:A:600:ADP:PB	2.22	0.62
1:A:8:LYS:HZ1	2:F:52:GLU:N	1.94	0.62
1:B:230:PHE:O	2:D:360:ARG:NH1	2.31	0.62
1:B:269:PHE:CE1	1:B:285:THR:HG21	2.35	0.62
2:D:155:GLY:N	2:D:158:LEU:HD22	2.14	0.62
2:D:381:GLN:OE1	2:D:453:ARG:HB2	1.99	0.62
3:G:180:GLN:O	3:G:183:LEU:N	2.32	0.62
1:C:550:ARG:HB3	1:C:554:VAL:HG23	1.81	0.62
3:G:68:GLN:CD	3:G:123:THR:HG23	2.19	0.62
2:D:92:ARG:HH22	2:D:214:LEU:HD22	1.65	0.62
2:D:135:ILE:HG22	2:D:136:SER:N	2.15	0.62
3:O:50:ARG:HH21	3:O:140:VAL:CG2	2.13	0.62
4:P:12:GLY:HA2	4:P:15:LEU:CD1	2.30	0.62
1:I:341:LEU:HB3	1:I:343:GLU:HG3	1.80	0.62
1:J:219:ALA:H	1:J:435:LEU:HD11	1.65	0.62
1:J:303:ILE:O	1:J:304:TYR:C	2.37	0.62
1:J:368:VAL:HG22	1:J:376:GLY:O	1.99	0.62
1:J:37:GLY:CA	1:J:52:TYR:HE1	2.11	0.62
2:L:7:GLU:HA	2:L:73:VAL:H	1.64	0.62
2:N:156:SER:H	2:N:341:ARG:HH11	1.43	0.62
1:K:198:LYS:HG2	2:N:198:GLN:CD	2.18	0.62
2:N:348:ILE:O	2:N:351:PRO:HB3	1.99	0.62
1:A:256:GLY:CA	1:A:299:ARG:HD2	2.28	0.62
1:A:258:ARG:NH2	1:A:329:ARG:HD3	2.15	0.62
1:A:315:ASP:C	1:A:317:GLY:H	2.02	0.62
1:A:554:VAL:HG21	1:A:562:TYR:CD2	2.34	0.62
1:A:28:CYS:SG	1:A:66:SER:HA	2.40	0.62
1:B:11:GLY:O	1:B:55:THR:CG2	2.47	0.62
1:C:258:ARG:HH11	2:E:332:ILE:N	1.93	0.62
1:B:264:ASP:HB3	2:D:126:LYS:HE3	1.82	0.62
2:D:31:ALA:HB2	2:D:78:ASP:HA	1.80	0.62
2:E:149:LYS:O	2:E:149:LYS:HG2	2.00	0.62
2:E:196:ILE:O	2:E:196:ILE:HD12	2.00	0.62
2:E:316:MET:HB2	2:E:317:PRO:HD2	1.80	0.62

*Continued on next page...*

*Continued from previous page...*

Atom-1	Atom-2	Interatomic distance (Å)	Clash overlap (Å)
2:E:348:ILE:HA	2:E:424:ASN:HB2	1.80	0.62
1:C:123:VAL:O	1:C:160:VAL:HG11	1.99	0.62
2:E:395:LEU:HD12	2:E:395:LEU:H	1.63	0.62
4:H:86:VAL:O	4:H:90:MET:HG2	1.99	0.62
2:E:110:LYS:HD3	2:E:244:TYR:OH	2.00	0.62
4:H:52:LEU:CD2	4:H:58:ALA:HB2	2.28	0.62
4:H:52:LEU:HD13	4:H:58:ALA:HB2	1.82	0.62
1:J:534:VAL:HG13	1:J:577:LEU:CB	2.29	0.62
2:D:244:TYR:CD1	2:D:248:GLU:HG3	2.35	0.62
3:O:114:LEU:HD12	3:O:114:LEU:C	2.19	0.62
5:I:600:ADP:O3'	2:N:360:ARG:CB	2.48	0.62
1:I:91:LEU:O	1:I:91:LEU:HD23	2.00	0.62
1:J:216:PHE:CD2	1:J:216:PHE:N	2.67	0.62
1:J:304:TYR:HA	1:J:307:VAL:CG1	2.30	0.62
2:L:224:ALA:O	2:L:231:ARG:NH2	2.33	0.62
2:L:274:ARG:O	2:L:275:GLU:HB3	2.00	0.62
2:M:150:LEU:HD23	2:M:151:PRO:HD2	1.82	0.62
2:M:396:VAL:HG23	2:M:397:ALA:N	2.14	0.62
2:N:235:PRO:O	2:N:239:LEU:HG	1.99	0.62
2:N:261:THR:HG23	2:N:315:SER:O	1.99	0.62
2:N:73:VAL:CG1	2:N:74:SER:N	2.62	0.62
2:M:282:GLY:HA2	3:O:188:ARG:CZ	2.30	0.62
1:A:409:LEU:HD23	1:A:422:ILE:HG22	1.81	0.62
1:B:272:LEU:HD22	1:B:281:LEU:CG	2.30	0.62
1:B:406:PHE:N	1:B:428:TYR:O	2.20	0.62
2:D:338:GLN:CG	2:D:339:LEU:H	2.13	0.62
2:E:189:VAL:HG22	2:E:254:LEU:O	1.99	0.62
2:F:232:ILE:CD1	2:F:266:ALA:HB3	2.29	0.62
2:F:343:LEU:HA	2:F:346:LYS:HG2	1.81	0.62
1:I:243:LYS:HD2	1:I:272:LEU:HD13	1.81	0.62
1:C:138:VAL:CG2	1:C:147:ILE:HD11	2.29	0.62
1:J:508:SER:O	1:J:511:LYS:HB3	1.98	0.62
4:H:77:LEU:HD13	4:H:77:LEU:N	2.14	0.62
4:P:90:MET:O	4:P:94:VAL:HG13	2.00	0.62
1:J:138:VAL:HG13	1:J:139:PRO:HD2	1.80	0.62
1:J:116:LYS:CE	1:J:167:THR:HG23	2.28	0.62
1:J:210:ARG:H	1:J:497:GLN:NE2	1.97	0.62
1:J:303:ILE:HD11	1:J:304:TYR:CE2	2.34	0.62
1:K:150:PRO:HD2	1:K:181:LEU:HD22	1.82	0.62
3:O:185:GLN:O	3:O:188:ARG:N	2.33	0.62
1:A:352:PRO:O	1:A:354:LEU:N	2.31	0.62

*Continued on next page...*



*Continued from previous page...*

Atom-1	Atom-2	Interatomic distance (Å)	Clash overlap (Å)
1:A:515:ILE:HG13	1:A:559:PHE:CZ	2.32	0.62
1:B:147:ILE:HD12	1:B:147:ILE:N	2.15	0.62
2:D:132:GLN:HE21	2:D:134:GLY:HA2	1.64	0.62
2:D:323:HIS:O	2:D:326:PRO:HG2	2.00	0.62
2:D:340:SER:HB3	2:D:343:LEU:HG	1.82	0.62
2:D:381:GLN:NE2	2:D:451:LEU:HD22	2.15	0.62
2:E:264:CYS:O	2:E:267:LEU:HG	1.98	0.62
2:E:343:LEU:CB	2:E:348:ILE:HB	2.18	0.62
1:C:464:LEU:O	1:C:468:VAL:HG23	1.99	0.62
3:G:60:ALA:CB	3:G:129:ALA:HB2	2.27	0.62
1:I:149:VAL:HG22	1:I:181:LEU:CD1	2.30	0.62
1:C:541:GLN:O	1:C:543:PRO:HD3	2.00	0.62
1:A:83:ILE:O	1:A:90:PRO:HA	1.99	0.62
2:L:36:LYS:HG3	2:L:72:SER:OG	1.99	0.62
1:C:241:LEU:HB2	1:C:323:MET:SD	2.40	0.62
3:O:130:PHE:CD2	4:P:16:ALA:CB	2.83	0.62
3:O:106:ALA:H	3:O:138:ILE:CD1	2.11	0.62
1:I:234:LYS:NZ	1:I:234:LYS:CB	2.58	0.62
1:I:326:SER:OG	1:I:329:ARG:HD2	2.00	0.62
1:I:461:GLU:HA	1:I:483:VAL:HG11	1.81	0.62
2:L:96:ILE:CD1	2:L:230:GLU:HB3	2.29	0.62
2:M:152:ILE:HB	2:M:313:ILE:HA	1.82	0.62
1:A:193:ARG:HB2	1:A:314:ARG:NH2	2.15	0.62
1:B:205:PHE:HZ	1:B:245:SER:HG	1.47	0.62
1:C:143:PHE:CZ	1:C:284:ARG:HD2	2.35	0.62
2:D:405:THR:O	2:D:409:ARG:HB2	2.00	0.62
2:E:18:LEU:HA	2:E:57:ILE:O	1.99	0.62
3:G:194:LEU:HG	3:G:197:ILE:HG21	1.81	0.62
1:C:130:ARG:HH12	1:C:131:GLY:H	1.44	0.62
1:C:423:ASN:OD1	1:C:425:ASN:HB2	1.99	0.62
1:B:501:HIS:O	1:B:505:ALA:CB	2.38	0.62
1:J:271:GLU:OE2	1:J:271:GLU:CA	2.45	0.62
1:B:552:ARG:CZ	1:B:553:TYR:CE1	2.80	0.62
2:F:186:PRO:HG2	2:F:251:TYR:HA	1.82	0.62
1:K:564:GLU:O	1:K:567:MET:HB3	2.00	0.62
2:E:318:ASP:O	2:E:319:ASP:CG	2.38	0.62
3:O:119:THR:OG1	3:O:123:THR:HG21	2.00	0.62
3:O:127:SER:HA	3:O:130:PHE:HE2	1.65	0.62
1:I:210:ARG:HB2	1:I:497:GLN:OE1	2.00	0.62
1:I:464:LEU:O	1:I:468:VAL:HG23	1.99	0.62
1:J:172:VAL:HG23	1:J:173:VAL:H	1.65	0.62

*Continued on next page...*

*Continued from previous page...*

Atom-1	Atom-2	Interatomic distance (Å)	Clash overlap (Å)
1:J:269:PHE:CE1	1:J:285:THR:HG21	2.34	0.62
1:J:309:ILE:HG13	1:J:313:PHE:CZ	2.35	0.62
1:J:453:ALA:O	1:J:456:GLU:HG2	2.00	0.62
1:K:118:ALA:O	1:K:138:VAL:HG22	1.99	0.62
1:K:41:ARG:HA	2:N:15:SER:CB	2.29	0.62
1:K:76:GLY:O	1:K:79:MET:HE1	1.98	0.62
2:L:436:LEU:HD21	2:L:440:TRP:NE1	2.15	0.62
2:L:462:TYR:HD1	2:L:462:TYR:H	1.45	0.62
2:M:137:THR:HG23	2:M:423:ILE:HA	1.82	0.62
1:I:91:LEU:HD13	2:N:121:PRO:CD	2.30	0.62
1:A:256:GLY:CA	1:A:299:ARG:HD3	2.28	0.62
1:A:148:LEU:HD11	1:A:316:GLN:HG3	1.81	0.62
2:D:67:ASP:OD2	2:D:70:THR:O	2.17	0.62
2:E:161:ASN:HA	2:E:204:PHE:HZ	1.64	0.62
2:E:245:LEU:CB	2:E:253:VAL:HG21	2.30	0.62
2:E:276:GLU:HG2	2:E:286:TYR:CE1	2.35	0.62
2:E:36:LYS:HG3	2:E:36:LYS:O	1.99	0.62
2:E:48:ILE:O	2:E:56:VAL:CG2	2.48	0.62
2:F:374:ASP:OD2	2:F:458:HIS:HB3	2.00	0.62
1:C:199:LEU:HD11	1:C:369:ILE:H	1.61	0.62
1:I:119:TRP:NE1	1:I:172:VAL:HB	2.15	0.62
2:F:245:LEU:O	2:F:249:HIS:HB2	2.00	0.62
1:A:171:PRO:HB3	1:A:180:GLU:OE2	2.00	0.62
1:J:42:LEU:N	1:J:42:LEU:HD12	2.14	0.61
1:J:81:ASN:HA	1:J:282:MET:HE1	1.82	0.61
1:K:205:PHE:CD2	1:K:379:THR:HG21	2.34	0.61
2:M:151:PRO:HD3	2:M:333:THR:HB	1.82	0.61
2:M:190:VAL:O	2:M:191:PHE:CB	2.47	0.61
2:M:202:SER:C	2:M:205:ILE:HG13	2.20	0.61
1:A:235:THR:HB	5:A:600:ADP:O2A	2.00	0.61
1:A:461:GLU:HA	1:A:483:VAL:HG11	1.81	0.61
1:B:251:VAL:HG12	1:B:322:LEU:HD13	1.81	0.61
1:B:292:SER:O	1:B:294:MET:N	2.32	0.61
1:B:294:MET:HB3	1:B:295:PRO:HD2	1.80	0.61
1:B:309:ILE:HG23	1:B:313:PHE:CE2	2.35	0.61
1:B:77:PRO:HA	1:B:145:HIS:CE1	2.35	0.61
1:C:300:GLU:CD	1:C:334:LEU:HD12	2.21	0.61
2:D:153:PHE:HB2	2:D:338:GLN:CB	2.29	0.61
2:D:45:GLY:HA3	2:D:57:ILE:HG22	1.82	0.61
2:F:131:ILE:HD11	2:F:146:ARG:CG	2.29	0.61
2:F:448:GLN:HG2	2:F:459:ILE:HG23	1.80	0.61

*Continued on next page...*

*Continued from previous page...*

Atom-1	Atom-2	Interatomic distance (Å)	Clash overlap (Å)
3:G:176:ILE:HD12	3:G:180:GLN:OE1	2.00	0.61
4:H:32:LEU:N	4:H:32:LEU:CD2	2.63	0.61
1:A:121:PRO:CB	1:A:160:VAL:HG13	2.30	0.61
2:L:97:GLY:HA3	2:L:220:PHE:CE1	2.34	0.61
1:A:201:PRO:HA	1:A:367:LYS:HE2	1.81	0.61
1:B:98:THR:HB	1:B:101:TYR:O	2.00	0.61
2:M:372:ARG:HH12	2:M:437:GLN:HA	1.64	0.61
1:I:52:TYR:HA	1:I:297:ALA:HB3	1.81	0.61
3:O:45:GLU:O	3:O:48:GLU:HB3	1.99	0.61
3:O:142:ASN:O	3:O:146:ARG:HG3	2.00	0.61
4:P:19:GLU:HG3	4:P:21:TYR:CD1	2.35	0.61
1:I:328:SER:OG	1:I:385:SER:N	2.21	0.61
1:I:515:ILE:HG13	1:I:559:PHE:CZ	2.31	0.61
1:J:83:ILE:HD12	1:J:83:ILE:N	2.15	0.61
1:K:23:ARG:HB2	1:K:68:GLY:CA	2.27	0.61
1:K:326:SER:HA	1:K:385:SER:OG	2.00	0.61
1:K:216:PHE:CE2	1:K:427:SER:HB3	2.35	0.61
2:M:292:ALA:O	2:M:296:GLU:HB2	2.00	0.61
2:M:301:VAL:HB	2:M:304:LYS:HB2	1.82	0.61
2:M:17:PRO:O	2:M:59:VAL:HB	2.00	0.61
1:B:358:LEU:O	1:B:361:PHE:HB3	2.01	0.61
1:B:494:PHE:HD1	1:B:515:ILE:CG2	2.12	0.61
2:D:372:ARG:HD3	2:D:436:LEU:HD13	1.81	0.61
2:E:18:LEU:HG	2:E:58:GLN:HA	1.82	0.61
2:E:378:VAL:CG1	2:E:382:LEU:HD21	2.29	0.61
2:F:448:GLN:HG2	2:F:459:ILE:CG2	2.29	0.61
2:F:98:LYS:HB3	2:F:99:PRO:HD2	1.81	0.61
4:H:56:GLU:CB	4:H:71:LEU:HD21	2.31	0.61
1:C:369:ILE:HA	1:C:375:GLU:CA	2.30	0.61
1:C:467:ILE:HD12	1:C:470:LEU:HD22	1.82	0.61
3:G:130:PHE:CE1	4:H:12:GLY:O	2.53	0.61
3:G:87:GLU:C	3:G:89:VAL:N	2.53	0.61
2:L:199:ARG:C	2:L:199:ARG:HD3	2.20	0.61
1:J:556:GLU:HB3	1:J:557:GLU:OE2	2.00	0.61
1:B:552:ARG:HG3	1:B:553:TYR:N	2.15	0.61
1:J:485:GLU:O	1:J:488:ARG:HB3	2.00	0.61
1:J:493:ASP:HB3	1:J:549:GLY:HA2	1.83	0.61
3:O:64:LEU:HD12	3:O:68:GLN:CG	2.30	0.61
4:P:51:LEU:N	4:P:51:LEU:CD2	2.63	0.61
1:I:384:VAL:CG2	1:I:395:VAL:HG12	2.30	0.61
1:I:443:VAL:HG22	1:I:509:MET:SD	2.40	0.61

*Continued on next page...*

*Continued from previous page...*

Atom-1	Atom-2	Interatomic distance (Å)	Clash overlap (Å)
1:J:295:PRO:O	1:J:299:ARG:NE	2.33	0.61
1:J:9:ILE:HB	2:L:50:VAL:HG22	1.82	0.61
1:K:15:ILE:HG23	1:K:48:PHE:HD2	1.65	0.61
1:K:8:LYS:HA	2:M:51:SER:HA	1.81	0.61
2:L:158:LEU:C	2:L:160:ALA:H	2.02	0.61
2:L:77:GLU:O	2:L:78:ASP:C	2.39	0.61
2:M:125:ARG:HB2	2:M:302:GLU:HA	1.81	0.61
2:N:106:ILE:C	2:N:106:ILE:HD12	2.20	0.61
2:N:142:ASN:C	2:N:362:MET:HG3	2.20	0.61
3:O:11:LEU:HD22	3:O:183:LEU:HD13	1.81	0.61
1:B:304:TYR:O	1:B:308:THR:OG1	2.17	0.61
1:B:310:ALA:CB	1:B:320:VAL:HG11	2.30	0.61
2:D:50:VAL:HG23	2:D:50:VAL:O	2.00	0.61
2:D:33:VAL:HA	2:D:76:VAL:HG23	1.81	0.61
2:E:115:THR:O	2:E:297:ARG:NH1	2.33	0.61
2:E:161:ASN:HA	2:E:204:PHE:CZ	2.35	0.61
2:E:226:ASP:CB	2:E:227:PRO:HD2	2.30	0.61
2:F:35:ILE:HA	2:F:72:SER:O	2.00	0.61
2:N:448:GLN:HG2	2:N:459:ILE:CG2	2.29	0.61
3:G:68:GLN:OE1	3:G:123:THR:N	2.33	0.61
3:G:143:THR:HA	3:G:146:ARG:HE	1.65	0.61
1:B:418:HIS:HD2	1:B:420:PRO:O	1.84	0.61
3:G:4:VAL:HG13	3:G:5:SER:N	2.10	0.61
1:B:488:ARG:HH22	1:B:489:ILE:CD1	2.13	0.61
1:I:231:GLY:HA2	2:N:360:ARG:NH2	2.15	0.61
1:I:334:LEU:O	1:I:337:ILE:CD1	2.39	0.61
1:J:218:VAL:O	1:J:219:ALA:C	2.39	0.61
1:J:296:VAL:HG12	1:J:297:ALA:N	2.14	0.61
1:J:354:LEU:O	1:J:356:ALA:N	2.32	0.61
1:K:319:SER:HA	1:K:377:ALA:O	2.00	0.61
1:K:422:ILE:HG13	1:K:423:ASN:N	2.14	0.61
2:L:155:GLY:N	2:L:158:LEU:HD22	2.16	0.61
1:K:260:ASN:HD22	2:M:149:LYS:CD	2.12	0.61
3:O:185:GLN:OE1	3:O:185:GLN:C	2.38	0.61
1:A:9:ILE:HA	1:A:14:VAL:HG13	1.81	0.61
1:A:209:MET:O	1:A:213:ASP:OD1	2.18	0.61
1:A:23:ARG:HA	2:D:66:LEU:O	2.01	0.61
1:A:405:ALA:HB1	1:A:407:TRP:CZ2	2.35	0.61
1:A:210:ARG:HH21	1:A:507:CYS:HB3	1.66	0.61
1:B:327:THR:HG22	1:B:384:VAL:HG12	1.81	0.61
1:B:396:THR:O	1:B:398:SER:N	2.33	0.61

*Continued on next page...*

*Continued from previous page...*

Atom-1	Atom-2	Interatomic distance (Å)	Clash overlap (Å)
1:C:258:ARG:NH1	2:E:332:ILE:H	1.98	0.61
1:C:53:GLU:HA	1:C:295:PRO:HG2	1.80	0.61
2:D:117:LEU:HB3	2:D:118:PRO:HD2	1.81	0.61
2:D:256:ILE:HG12	2:D:311:ILE:HD13	1.81	0.61
2:E:343:LEU:HB2	2:E:351:PRO:CA	2.30	0.61
2:F:151:PRO:HG3	2:F:333:THR:HG21	1.83	0.61
5:A:600:ADP:O1A	2:F:360:ARG:CZ	2.48	0.61
1:C:138:VAL:HG21	1:C:147:ILE:HD11	1.81	0.61
1:C:169:GLU:O	1:C:182:LYS:HG2	2.00	0.61
1:C:370:THR:C	1:C:372:GLY:H	2.03	0.61
2:E:403:ALA:O	2:E:404:LEU:HD23	2.00	0.61
2:L:261:THR:O	2:L:265:GLU:HG3	2.00	0.61
2:M:318:ASP:O	2:M:319:ASP:CG	2.38	0.61
1:K:540:LEU:O	1:K:540:LEU:HD23	2.00	0.61
4:P:2:ALA:HB3	4:P:42:TYR:CE1	2.35	0.61
1:I:226:ILE:HD12	1:I:227:PRO:CD	2.31	0.61
1:J:272:LEU:CD2	1:J:281:LEU:HB3	2.27	0.61
1:J:424:TRP:HD1	1:J:458:LEU:HD13	1.65	0.61
1:K:211:ILE:HG13	1:K:215:LEU:CG	2.29	0.61
1:K:300:GLU:CD	1:K:334:LEU:HD12	2.20	0.61
1:K:361:PHE:CZ	1:K:380:ILE:HG21	2.36	0.61
1:K:51:VAL:HG21	1:K:55:THR:HG22	1.83	0.61
2:L:372:ARG:HD3	2:L:436:LEU:HD13	1.82	0.61
2:M:144:LEU:HG	2:M:145:VAL:N	2.15	0.61
2:M:190:VAL:HB	2:M:255:VAL:CG1	2.30	0.61
2:M:287:MET:HG2	2:M:328:LEU:CD1	2.31	0.61
2:M:395:LEU:H	2:M:395:LEU:HD12	1.65	0.61
2:N:270:ILE:O	2:N:274:ARG:HB3	2.00	0.61
3:O:194:LEU:HG	3:O:197:ILE:HG21	1.83	0.61
1:B:81:ASN:HA	1:B:282:MET:SD	2.40	0.61
1:B:394:PRO:O	1:B:395:VAL:C	2.39	0.61
1:B:424:TRP:C	1:B:426:GLY:N	2.50	0.61
1:B:406:PHE:HB2	1:B:428:TYR:CZ	2.36	0.61
1:C:236:VAL:HG21	5:C:600:ADP:O3'	1.99	0.61
1:C:387:PRO:HG2	1:C:390:ASP:OD2	2.01	0.61
2:D:396:VAL:HG13	2:D:397:ALA:N	2.16	0.61
2:D:43:ARG:CZ	2:D:65:GLY:HA3	2.30	0.61
2:E:18:LEU:HG	2:E:57:ILE:C	2.20	0.61
2:E:190:VAL:O	2:E:191:PHE:CB	2.47	0.61
2:E:191:PHE:HZ	2:E:258:THR:HB	1.62	0.61
2:E:19:LEU:CD1	2:E:57:ILE:HD11	2.30	0.61

*Continued on next page...*

*Continued from previous page...*

Atom-1	Atom-2	Interatomic distance (Å)	Clash overlap (Å)
2:E:218:VAL:CB	2:E:220:PHE:HE2	2.13	0.61
2:E:239:LEU:O	2:E:241:VAL:N	2.33	0.61
2:F:150:LEU:H	2:F:311:ILE:CD1	2.12	0.61
2:F:392:ILE:O	2:F:392:ILE:HG22	2.00	0.61
3:G:12:LEU:HA	3:G:15:ARG:HD2	1.82	0.61
4:P:44:LEU:HD21	4:P:70:VAL:HB	1.82	0.61
3:G:68:GLN:O	3:G:72:GLY:N	2.32	0.61
1:I:150:PRO:HB2	1:I:153:VAL:HG21	1.82	0.61
3:G:185:GLN:CA	3:G:188:ARG:HH21	2.13	0.61
3:O:106:ALA:HB3	3:O:138:ILE:HD11	1.81	0.61
1:I:234:LYS:NZ	5:I:600:ADP:O3B	2.33	0.61
1:J:253:VAL:HG23	1:J:302:SER:HB3	1.82	0.61
1:J:217:PRO:HD2	1:J:432:THR:HG23	1.82	0.61
1:J:4:GLY:C	1:J:64:VAL:HB	2.21	0.61
1:K:199:LEU:HD12	1:K:369:ILE:N	2.14	0.61
1:K:314:ARG:CD	1:K:378:VAL:HB	2.27	0.61
2:L:43:ARG:HH12	2:L:64:THR:C	2.03	0.61
2:M:137:THR:CG2	2:M:352:ILE:HD11	2.31	0.61
2:M:198:GLN:HG3	2:M:199:ARG:N	2.14	0.61
2:N:265:GLU:HG3	2:N:268:ARG:HH21	1.65	0.61
1:A:346:ALA:HB2	1:A:352:PRO:CD	2.31	0.61
1:A:502:GLU:HG2	1:A:503:VAL:HG23	1.82	0.61
1:B:264:ASP:HB3	2:D:126:LYS:CE	2.31	0.61
1:B:38:GLU:HB2	1:B:52:TYR:OH	2.01	0.61
2:E:195:GLY:O	2:E:262:ASN:ND2	2.34	0.61
2:F:193:ALA:O	2:F:194:MET:HG3	1.99	0.61
2:F:153:PHE:O	2:F:339:LEU:HG	2.01	0.61
2:F:142:ASN:C	2:F:362:MET:HG3	2.20	0.61
1:C:148:LEU:HD11	1:C:312:TYR:O	2.01	0.61
1:C:418:HIS:CE1	1:C:495:LEU:HD22	2.35	0.61
2:M:86:LYS:HG2	2:M:109:GLU:OE2	2.00	0.61
2:D:196:ILE:HD13	2:D:196:ILE:H	1.66	0.61
2:N:388:ASN:HB3	2:N:411:TYR:CE2	2.36	0.61
1:B:478:ASP:HB3	1:B:536:ILE:HD11	1.82	0.61
1:I:520:LEU:O	1:I:523:TYR:HB3	2.00	0.61
1:I:171:PRO:HB3	1:I:180:GLU:OE2	1.99	0.61
1:J:106:VAL:HG12	1:J:107:VAL:N	2.16	0.61
1:J:174:VAL:HG22	1:J:180:GLU:CA	2.29	0.61
1:J:294:MET:HB3	1:J:295:PRO:HD2	1.82	0.61
1:J:298:ALA:HB3	1:J:299:ARG:HD3	1.83	0.61
1:J:361:PHE:HD2	1:J:362:TYR:CE2	2.19	0.61

*Continued on next page...*

*Continued from previous page...*

Atom-1	Atom-2	Interatomic distance (Å)	Clash overlap (Å)
1:K:418:HIS:CE1	1:K:495:LEU:HD22	2.36	0.61
2:L:338:GLN:O	2:L:339:LEU:HD23	2.00	0.61
2:L:33:VAL:CG1	2:L:75:LEU:HA	2.30	0.61
2:L:20:PHE:HD2	2:L:54:TYR:HD2	1.49	0.61
2:M:196:ILE:O	2:M:196:ILE:HD12	2.01	0.61
2:M:418:PHE:O	2:M:419:GLU:O	2.18	0.61
1:K:417:ARG:HH22	2:M:453:ARG:CD	2.14	0.61
2:M:38:GLY:HA3	2:M:70:THR:OG1	2.00	0.61
2:N:131:ILE:HD11	2:N:146:ARG:CG	2.31	0.61
2:N:14:ILE:HB	2:N:68:LEU:CD2	2.31	0.61
2:N:152:ILE:HA	2:N:337:ILE:HG23	1.82	0.61
3:O:27:LEU:O	3:O:31:LYS:HG3	2.01	0.61
1:B:266:LEU:N	1:B:266:LEU:CD2	2.53	0.61
1:C:9:ILE:HG23	1:C:14:VAL:HG22	1.82	0.61
1:C:62:GLU:HB3	1:C:63:PRO:CD	2.31	0.61
2:D:83:GLY:O	2:D:106:ILE:HD13	2.00	0.61
2:E:278:PRO:HB3	2:E:283:TYR:O	2.01	0.61
2:F:340:SER:HB3	2:F:343:LEU:HD21	1.83	0.61
3:G:83:VAL:HG22	3:G:83:VAL:O	2.00	0.61
3:G:185:GLN:O	3:G:187:GLU:N	2.34	0.61
1:A:6:ILE:HD13	1:A:58:LEU:HD11	1.83	0.61
1:A:52:TYR:HA	1:A:297:ALA:HB3	1.83	0.61
1:J:286:VAL:HG13	1:J:288:ILE:CD1	2.31	0.61
1:J:42:LEU:H	2:M:14:ILE:HB	1.66	0.61
1:K:215:LEU:CD1	1:K:216:PHE:N	2.62	0.61
1:K:236:VAL:HG21	5:K:600:ADP:O3'	2.01	0.61
1:K:450:LEU:HD22	1:K:520:LEU:HD13	1.81	0.61
2:L:246:ALA:O	2:L:250:ASP:HA	2.00	0.61
2:M:144:LEU:CG	2:M:145:VAL:N	2.64	0.61
1:J:352:PRO:HB2	2:M:269:GLU:CG	2.30	0.61
2:M:151:PRO:HD3	2:M:333:THR:CB	2.31	0.61
2:N:137:THR:HA	2:N:422:PHE:HE1	1.66	0.61
1:A:10:ALA:O	1:A:11:GLY:O	2.17	0.61
1:A:253:VAL:O	1:A:324:ALA:HA	2.00	0.61
1:A:491:ARG:HA	1:A:495:LEU:HB2	1.83	0.61
1:B:361:PHE:HD2	1:B:362:TYR:HE2	1.46	0.61
1:C:262:MET:HE3	1:C:266:LEU:HD11	1.82	0.61
1:C:235:THR:OG1	5:C:600:ADP:O2B	2.17	0.61
2:D:344:HIS:HB2	2:D:351:PRO:HG3	1.81	0.61
2:D:33:VAL:CG1	2:D:75:LEU:HA	2.30	0.61
2:D:98:LYS:O	2:D:100:ILE:HG12	2.01	0.61

*Continued on next page...*

*Continued from previous page...*

Atom-1	Atom-2	Interatomic distance (Å)	Clash overlap (Å)
2:E:267:LEU:O	2:E:270:ILE:HD13	2.00	0.61
2:F:243:GLU:CD	2:F:297:ARG:HH21	2.04	0.61
1:B:344:MET:HB3	3:G:191:THR:HG21	1.81	0.61
1:C:518:MET:HE3	1:C:548:ILE:HD13	1.82	0.61
1:A:149:VAL:HG22	1:A:181:LEU:CD1	2.31	0.61
3:G:18:LEU:O	3:G:22:GLN:CB	2.44	0.61
4:H:52:LEU:CD2	4:H:58:ALA:CB	2.78	0.61
1:K:536:ILE:O	1:K:539:ILE:HB	2.01	0.61
3:O:36:VAL:HG12	3:O:154:ILE:HD11	1.82	0.61
1:I:367:LYS:CA	1:I:377:ALA:HA	2.26	0.61
1:I:428:TYR:CE2	2:L:157:GLY:HA3	2.36	0.61
1:I:473:PRO:CA	1:I:476:LEU:HG	2.31	0.61
1:I:418:HIS:HA	1:I:496:GLN:CD	2.21	0.61
1:K:246:ASN:O	1:K:247:ALA:HB2	2.00	0.61
1:K:6:ILE:CD1	1:K:62:GLU:HB2	2.31	0.61
2:L:381:GLN:NE2	2:L:451:LEU:HD22	2.16	0.61
2:L:7:GLU:HA	2:L:73:VAL:O	2.00	0.61
2:N:256:ILE:HD11	2:N:311:ILE:HB	1.81	0.61
1:A:303:ILE:C	1:A:305:VAL:H	2.04	0.61
1:B:173:VAL:HG12	1:B:174:VAL:H	1.65	0.61
1:B:156:ARG:O	1:B:175:LEU:HD22	2.00	0.61
1:B:323:MET:HG2	1:B:381:VAL:HG11	1.82	0.61
1:B:514:GLY:HA3	1:B:559:PHE:CZ	2.36	0.61
2:D:258:THR:C	2:D:260:MET:HE1	2.20	0.61
2:E:256:ILE:HG13	2:E:311:ILE:N	2.14	0.61
2:F:328:LEU:HA	2:F:331:TYR:HD1	1.66	0.61
1:C:113:ARG:O	1:C:169:GLU:HB3	2.00	0.61
3:G:133:TYR:O	3:G:137:LEU:HB2	2.01	0.61
3:G:25:VAL:HA	3:G:28:LEU:HB2	1.82	0.61
3:G:64:LEU:HD12	3:G:68:GLN:CG	2.31	0.61
1:A:564:GLU:HA	1:A:567:MET:HG2	1.83	0.61
1:J:489:ILE:HD13	1:J:493:ASP:OD1	2.01	0.61
1:I:6:ILE:HD13	1:I:58:LEU:HD11	1.82	0.61
2:L:244:TYR:CD1	2:L:248:GLU:HG3	2.35	0.61
2:E:372:ARG:HH12	2:E:437:GLN:HA	1.66	0.61
1:I:80:LEU:N	1:I:80:LEU:HD23	2.14	0.61
1:I:367:LYS:H	1:I:378:VAL:N	1.97	0.61
1:K:250:VAL:CG2	1:K:284:ARG:HE	2.14	0.61
1:K:290:ASN:ND2	1:K:294:MET:HG3	2.16	0.61
1:J:263:THR:HG21	2:L:124:ARG:O	2.01	0.61
2:M:148:GLN:NE2	2:M:359:SER:HB2	2.15	0.61

*Continued on next page...*



*Continued from previous page...*

Atom-1	Atom-2	Interatomic distance (Å)	Clash overlap (Å)
3:O:185:GLN:CA	3:O:188:ARG:HH21	2.14	0.61
1:A:258:ARG:HD3	1:A:261:GLU:CD	2.21	0.61
1:A:384:VAL:CG2	1:A:395:VAL:HG12	2.30	0.61
1:A:457:LEU:O	1:A:461:GLU:HB3	2.01	0.61
1:B:151:PRO:O	1:B:153:VAL:HG23	2.00	0.61
1:B:554:VAL:HG21	1:B:562:TYR:CE2	2.36	0.61
1:C:269:PHE:O	1:C:272:LEU:HG	2.01	0.61
2:D:149:LYS:HA	2:D:310:GLN:O	2.00	0.61
2:D:337:ILE:HA	2:D:357:SER:OG	2.00	0.61
2:E:135:ILE:HG21	2:E:138:ILE:HD13	1.83	0.61
2:E:264:CYS:CA	2:E:267:LEU:HG	2.31	0.61
1:C:258:ARG:HH12	2:E:332:ILE:H	1.49	0.61
2:E:349:TYR:O	2:E:425:GLN:N	2.34	0.61
2:F:396:VAL:CG1	2:F:397:ALA:H	2.14	0.61
4:P:56:GLU:CA	4:P:71:LEU:HD21	2.31	0.61
3:G:64:LEU:HB3	3:G:122:TYR:HB3	1.77	0.61
3:G:133:TYR:HA	3:G:137:LEU:HD13	1.83	0.61
4:H:99:GLY:O	4:H:100:PHE:HB3	2.01	0.61
4:P:29:ALA:C	4:P:33:LEU:HG	2.21	0.61
1:J:489:ILE:HD11	1:J:545:LEU:HD21	1.83	0.61
1:B:539:ILE:O	1:B:542:LEU:HG	2.01	0.61
3:O:64:LEU:HD12	3:O:68:GLN:CB	2.30	0.60
1:I:502:GLU:HG2	1:I:503:VAL:HG23	1.82	0.60
1:K:204:PRO:HA	1:K:435:LEU:CD2	2.28	0.60
1:K:2:ILE:HG21	1:K:22:ALA:HB2	1.83	0.60
1:K:270:PRO:C	1:K:280:PRO:HB3	2.21	0.60
1:K:418:HIS:NE2	1:K:495:LEU:HD13	2.15	0.60
2:L:155:GLY:CA	2:L:158:LEU:HD22	2.31	0.60
2:L:267:LEU:CD2	2:L:284:PRO:HD2	2.30	0.60
2:M:16:GLY:N	2:M:17:PRO:CD	2.64	0.60
2:M:227:PRO:O	2:M:230:GLU:N	2.33	0.60
2:N:135:ILE:CG2	2:N:136:SER:N	2.62	0.60
3:O:180:GLN:O	3:O:183:LEU:N	2.34	0.60
1:A:309:ILE:CD1	1:A:309:ILE:H	2.14	0.60
1:A:3:GLN:N	1:A:3:GLN:OE1	2.33	0.60
1:C:261:GLU:OE1	2:E:331:TYR:HB3	2.01	0.60
2:D:91:ARG:HB2	2:D:218:VAL:HG22	1.82	0.60
2:D:454:ILE:HG22	2:D:455:SER:N	2.16	0.60
2:E:129:GLN:HG3	2:E:146:ARG:CZ	2.31	0.60
2:E:18:LEU:CB	2:E:57:ILE:O	2.49	0.60
2:E:321:ARG:NH2	2:E:336:GLN:OE1	2.33	0.60

*Continued on next page...*

*Continued from previous page...*

Atom-1	Atom-2	Interatomic distance (Å)	Clash overlap (Å)
2:F:158:LEU:HD13	2:F:341:ARG:HD2	1.83	0.60
2:F:349:TYR:HA	2:F:351:PRO:HD3	1.82	0.60
2:F:58:GLN:HE21	2:F:229:ILE:HD11	1.66	0.60
1:C:451:ARG:HG3	1:C:452:ASP:H	1.65	0.60
1:C:462:ALA:O	1:C:465:GLN:N	2.33	0.60
2:E:388:ASN:O	2:E:392:ILE:HG13	2.01	0.60
3:G:66:LEU:HB2	3:G:122:TYR:CE2	2.35	0.60
1:B:111:LEU:HA	1:B:115:LYS:HZ1	1.66	0.60
1:B:413:LEU:O	1:B:418:HIS:HB3	2.01	0.60
1:A:91:LEU:HD13	2:F:121:PRO:HD3	1.82	0.60
1:B:20:LEU:N	1:B:20:LEU:CD2	2.64	0.60
2:F:86:LYS:HD3	2:F:245:LEU:HD22	1.83	0.60
3:G:199:GLY:O	3:G:203:ALA:HB2	2.01	0.60
1:J:330:TRP:CE3	1:J:331:ALA:N	2.69	0.60
1:J:85:ASP:HB3	1:J:91:LEU:CD1	2.27	0.60
1:K:23:ARG:CB	1:K:68:GLY:HA2	2.25	0.60
2:L:336:GLN:O	2:L:358:LEU:N	2.30	0.60
2:L:153:PHE:HB2	2:L:338:GLN:CB	2.30	0.60
2:L:454:ILE:HG22	2:L:455:SER:N	2.16	0.60
2:M:243:GLU:HG2	2:M:247:PHE:HE1	1.67	0.60
2:M:343:LEU:HB2	2:M:351:PRO:CB	2.32	0.60
2:M:39:THR:HG23	2:M:41:ARG:N	2.12	0.60
2:M:349:TYR:CD2	2:M:426:GLY:HA2	2.36	0.60
2:N:158:LEU:HD21	2:N:339:LEU:CB	2.28	0.60
3:O:8:ARG:NH1	3:O:12:LEU:HD11	2.16	0.60
1:A:315:ASP:O	1:A:317:GLY:N	2.34	0.60
1:A:488:ARG:O	1:A:491:ARG:HG2	2.00	0.60
1:B:282:MET:CE	1:B:282:MET:O	2.49	0.60
1:B:348:GLU:O	1:B:349:GLY:C	2.38	0.60
1:B:197:ARG:N	1:B:369:ILE:HG21	2.11	0.60
1:B:395:VAL:HG12	1:B:396:THR:N	2.15	0.60
1:B:451:ARG:NH1	1:B:452:ASP:HB3	2.17	0.60
1:B:11:GLY:O	1:B:55:THR:CB	2.50	0.60
1:C:24:MET:HE3	1:C:42:LEU:HB2	1.83	0.60
1:C:6:ILE:HD12	1:C:62:GLU:HB2	1.82	0.60
2:D:132:GLN:HG2	2:D:134:GLY:H	1.64	0.60
2:D:88:MET:HB3	2:D:218:VAL:HG21	1.83	0.60
2:D:96:ILE:CG1	2:D:230:GLU:HB3	2.30	0.60
2:D:264:CYS:O	2:D:267:LEU:HB3	1.99	0.60
2:D:31:ALA:HB3	2:D:47:VAL:CG2	2.30	0.60
2:E:80:ALA:O	2:E:113:PRO:HA	2.02	0.60

*Continued on next page...*

*Continued from previous page...*

Atom-1	Atom-2	Interatomic distance (Å)	Clash overlap (Å)
2:F:150:LEU:HD21	2:F:359:SER:HB2	1.83	0.60
1:C:513:TYR:O	1:C:516:MET:HB3	2.01	0.60
1:C:470:LEU:HD21	3:G:159:ARG:NH2	2.16	0.60
3:G:165:GLU:HA	3:G:169:ILE:HD12	1.83	0.60
2:E:83:GLY:CA	2:E:111:ARG:HA	2.31	0.60
1:A:367:LYS:CA	1:A:377:ALA:HA	2.28	0.60
1:J:554:VAL:HG21	1:J:562:TYR:CE2	2.36	0.60
4:P:23:ALA:HB3	4:P:26:ALA:HB3	1.82	0.60
1:I:9:ILE:HA	1:I:14:VAL:HG13	1.81	0.60
1:I:386:PRO:O	1:I:389:GLY:N	2.35	0.60
1:J:72:ALA:HB2	1:J:188:PRO:CA	2.30	0.60
1:J:258:ARG:HH22	2:L:360:ARG:NH2	1.98	0.60
1:J:395:VAL:O	1:J:398:SER:OG	2.19	0.60
1:K:234:LYS:HD2	1:K:235:THR:H	1.64	0.60
1:K:86:GLY:HA2	1:K:288:ILE:HG23	1.83	0.60
5:K:600:ADP:C5'	2:M:360:ARG:HH11	2.14	0.60
1:I:428:TYR:HE2	2:L:157:GLY:HA3	1.66	0.60
2:L:258:THR:H	2:L:260:MET:CE	2.13	0.60
2:L:350:PRO:HB2	2:L:352:ILE:HD11	1.83	0.60
2:M:214:LEU:HD12	2:M:219:LEU:HD11	1.84	0.60
2:M:290:ASP:C	2:M:292:ALA:N	2.54	0.60
1:A:260:ASN:HB3	2:F:334:GLU:CD	2.21	0.60
1:A:75:LEU:HD13	1:A:312:TYR:CB	2.30	0.60
2:E:148:GLN:HE21	2:E:361:LEU:H	1.48	0.60
2:E:198:GLN:HG3	2:E:199:ARG:N	2.16	0.60
2:E:218:VAL:HB	2:E:220:PHE:CE2	2.36	0.60
2:E:331:TYR:HD1	2:E:331:TYR:H	1.46	0.60
3:G:8:ARG:NH1	3:G:12:LEU:HD11	2.15	0.60
1:I:243:LYS:HE3	1:I:272:LEU:HD22	1.83	0.60
1:A:243:LYS:CB	1:A:272:LEU:HD13	2.30	0.60
1:C:288:ILE:CD1	1:C:309:ILE:HD12	2.24	0.60
3:G:89:VAL:HG23	3:G:105:LYS:C	2.21	0.60
2:F:261:THR:HG23	2:F:315:SER:O	2.01	0.60
1:I:540:LEU:HD13	1:I:541:GLN:HE22	1.65	0.60
1:I:214:VAL:HG12	1:I:215:LEU:HG	1.83	0.60
1:I:233:GLY:CA	5:I:600:ADP:C8	2.84	0.60
1:I:258:ARG:HG3	1:I:258:ARG:NH1	2.16	0.60
1:I:218:VAL:O	1:I:435:LEU:HD21	2.00	0.60
1:J:236:VAL:HG11	1:J:419:PHE:CE1	2.34	0.60
1:J:265:VAL:HB	1:J:266:LEU:HD23	1.83	0.60
1:J:249:VAL:CB	1:J:320:VAL:HA	2.29	0.60

*Continued on next page...*

*Continued from previous page...*

Atom-1	Atom-2	Interatomic distance (Å)	Clash overlap (Å)
1:J:448:PRO:HB3	1:J:451:ARG:HH21	1.66	0.60
1:K:260:ASN:C	1:K:262:MET:H	2.03	0.60
1:K:467:ILE:HD12	1:K:470:LEU:HD22	1.82	0.60
2:L:343:LEU:HB2	2:L:351:PRO:HB2	1.82	0.60
2:L:381:GLN:OE1	2:L:453:ARG:HB2	2.00	0.60
2:M:298:ALA:HB2	2:M:310:GLN:HE21	1.66	0.60
2:M:48:ILE:CD1	2:M:48:ILE:H	2.02	0.60
2:N:185:GLU:HG2	2:N:252:HIS:HD2	1.66	0.60
1:A:258:ARG:HG3	1:A:258:ARG:NH1	2.13	0.60
1:A:234:LYS:HB3	5:A:600:ADP:O1B	2.00	0.60
1:B:262:MET:HE1	1:B:289:ALA:HB1	1.83	0.60
1:C:290:ASN:ND2	1:C:294:MET:HG3	2.16	0.60
2:D:246:ALA:HB2	2:D:253:VAL:HG23	1.81	0.60
2:D:150:LEU:C	2:D:312:PRO:HD2	2.21	0.60
2:D:328:LEU:O	2:D:331:TYR:HB2	2.02	0.60
2:D:77:GLU:O	2:D:78:ASP:C	2.40	0.60
2:D:88:MET:HA	2:D:91:ARG:CG	2.32	0.60
2:E:291:LEU:HA	2:E:294:ILE:CD1	2.31	0.60
2:E:91:ARG:HB3	2:E:91:ARG:NH1	2.16	0.60
2:F:156:SER:N	2:F:341:ARG:NH1	2.44	0.60
1:A:417:ARG:NE	2:F:384:SER:CB	2.60	0.60
1:C:303:ILE:N	1:C:303:ILE:HD13	2.15	0.60
2:E:412:LEU:HD23	2:E:413:GLN:HE21	1.67	0.60
1:I:150:PRO:HG3	1:I:185:HIS:HB3	1.79	0.60
1:B:476:LEU:HD12	1:B:481:ARG:HG3	1.83	0.60
1:B:489:ILE:HD11	1:B:545:LEU:HD21	1.84	0.60
3:O:45:GLU:O	3:O:48:GLU:CB	2.48	0.60
1:I:309:ILE:CD1	1:I:309:ILE:H	2.14	0.60
1:J:135:LEU:HB3	1:J:148:LEU:HA	1.82	0.60
1:J:434:ALA:C	1:J:437:PRO:HD2	2.20	0.60
1:K:248:ASP:O	1:K:284:ARG:CZ	2.50	0.60
1:K:303:ILE:H	1:K:303:ILE:CD1	2.12	0.60
1:K:257:GLU:OE2	1:K:325:ASP:HB3	2.01	0.60
1:K:335:ARG:CD	1:K:350:TYR:CD2	2.78	0.60
2:L:132:GLN:HA	2:L:139:ASP:OD1	2.01	0.60
2:L:32:ILE:HD13	2:L:32:ILE:N	2.16	0.60
2:M:135:ILE:CD1	2:M:166:GLN:HE21	2.15	0.60
1:A:413:LEU:HD23	1:A:422:ILE:N	2.16	0.60
1:C:293:ASN:HD22	2:E:296:GLU:HG3	1.65	0.60
2:D:338:GLN:CG	2:D:339:LEU:N	2.64	0.60
2:D:350:PRO:HB2	2:D:352:ILE:HD11	1.83	0.60

*Continued on next page...*

*Continued from previous page...*

Atom-1	Atom-2	Interatomic distance (Å)	Clash overlap (Å)
2:E:151:PRO:CG	2:E:336:GLN:HA	2.25	0.60
2:F:228:THR:CG2	2:F:231:ARG:HD3	2.31	0.60
2:F:286:TYR:HD1	2:F:286:TYR:H	1.49	0.60
2:F:332:ILE:HG22	2:F:333:THR:N	2.16	0.60
2:N:448:GLN:HG2	2:N:459:ILE:HG23	1.82	0.60
3:G:85:PRO:HG2	3:G:86:LEU:H	1.67	0.60
2:N:394:LYS:HE3	2:N:395:LEU:HD21	1.84	0.60
2:F:253:VAL:O	2:F:308:VAL:HA	2.02	0.60
3:O:39:PHE:CE2	3:O:150:ILE:HG13	2.36	0.60
1:I:305:VAL:O	1:I:309:ILE:CD1	2.48	0.60
1:J:448:PRO:HB3	1:J:451:ARG:HE	1.65	0.60
1:K:250:VAL:HG23	1:K:284:ARG:HE	1.67	0.60
1:K:387:PRO:HG2	1:K:390:ASP:OD2	2.02	0.60
2:L:135:ILE:HG22	2:L:136:SER:N	2.17	0.60
2:N:150:LEU:HG	2:N:335:GLY:HA3	1.83	0.60
1:A:258:ARG:O	1:A:261:GLU:N	2.34	0.60
1:A:419:PHE:O	1:A:496:GLN:HA	2.02	0.60
2:D:155:GLY:CA	2:D:158:LEU:HD22	2.31	0.60
2:E:70:THR:O	2:E:71:THR:OG1	2.18	0.60
2:F:142:ASN:O	2:F:143:THR:O	2.20	0.60
2:F:44:GLY:HA3	2:F:60:PHE:HE2	1.67	0.60
1:C:211:ILE:CD1	1:C:495:LEU:HG	2.31	0.60
1:C:420:PRO:O	1:C:422:ILE:HG22	2.00	0.60
3:G:33:ASP:O	3:G:36:VAL:HG22	2.00	0.60
3:G:186:ARG:C	3:G:188:ARG:H	2.04	0.60
1:J:552:ARG:HG3	1:J:553:TYR:N	2.16	0.60
1:A:167:THR:OG1	1:A:170:GLU:HG3	2.02	0.60
1:I:556:GLU:CD	1:I:556:GLU:H	2.04	0.60
1:J:147:ILE:N	1:J:147:ILE:HD12	2.17	0.60
1:J:327:THR:O	1:J:330:TRP:N	2.33	0.60
1:J:495:LEU:C	1:J:495:LEU:HD23	2.22	0.60
1:K:35:LEU:HD22	1:K:105:GLY:CA	2.29	0.60
1:K:15:ILE:HG23	1:K:48:PHE:CD2	2.36	0.60
1:J:100:ILE:HG22	2:L:119:LEU:CD2	2.32	0.60
2:L:31:ALA:HB1	2:L:78:ASP:HA	1.83	0.60
2:M:295:TYR:CE2	2:M:333:THR:HG22	2.37	0.60
2:M:403:ALA:O	2:M:404:LEU:HD23	2.02	0.60
2:M:50:VAL:HG12	2:M:50:VAL:O	2.01	0.60
2:M:91:ARG:NH1	2:M:91:ARG:HB3	2.16	0.60
2:N:194:MET:SD	2:N:235:PRO:HG3	2.42	0.60
1:A:301:ALA:O	1:A:305:VAL:HG23	2.01	0.60

*Continued on next page...*

*Continued from previous page...*

Atom-1	Atom-2	Interatomic distance (Å)	Clash overlap (Å)
1:C:391:MET:O	1:C:393:GLU:N	2.35	0.60
2:D:283:TYR:HB3	2:D:287:MET:CE	2.32	0.60
2:D:343:LEU:O	2:D:348:ILE:HB	2.02	0.60
2:E:337:ILE:HG12	2:E:357:SER:HB3	1.82	0.60
2:F:114:ILE:HG12	2:F:237:MET:SD	2.42	0.60
1:K:539:ILE:HG23	1:K:542:LEU:HD11	1.82	0.60
1:A:221:GLY:HA3	1:A:377:ALA:HB1	1.84	0.60
1:A:262:MET:SD	1:A:289:ALA:CB	2.89	0.60
1:I:116:LYS:HG2	1:I:167:THR:CG2	2.32	0.60
1:I:167:THR:OG1	1:I:170:GLU:HG3	2.01	0.60
4:P:74:ILE:HG22	4:P:75:ALA:N	2.17	0.60
1:I:201:PRO:HA	1:I:367:LYS:HE2	1.82	0.60
1:J:229:PRO:CG	1:J:232:SER:OG	2.49	0.60
1:J:226:ILE:O	1:J:384:VAL:O	2.20	0.60
1:J:424:TRP:C	1:J:426:GLY:H	2.04	0.60
1:J:424:TRP:C	1:J:426:GLY:N	2.50	0.60
1:J:490:ILE:O	1:J:495:LEU:N	2.32	0.60
1:J:32:GLU:HA	1:J:63:PRO:HD2	1.84	0.60
1:J:74:GLU:H	1:J:88:GLN:HE22	1.49	0.60
1:J:85:ASP:CA	1:J:91:LEU:HD11	2.32	0.60
1:K:450:LEU:HB2	1:K:516:MET:HE1	1.83	0.60
2:L:45:GLY:HA3	2:L:57:ILE:HG22	1.84	0.60
2:L:46:GLN:HG2	2:L:47:VAL:N	2.17	0.60
2:N:58:GLN:HE21	2:N:229:ILE:HD11	1.66	0.60
1:B:211:ILE:HA	1:B:215:LEU:HD11	1.82	0.60
1:B:231:GLY:O	1:B:234:LYS:N	2.31	0.60
1:B:314:ARG:HB2	1:B:320:VAL:HG21	1.84	0.60
2:D:166:GLN:NE2	2:D:170:GLN:HE21	1.99	0.60
2:D:221:LEU:HG	2:D:221:LEU:O	2.02	0.60
2:E:257:LEU:HD23	2:E:258:THR:N	2.17	0.60
2:E:258:THR:O	2:E:259:ASP:C	2.40	0.60
2:E:259:ASP:OD1	2:E:261:THR:HB	2.02	0.60
4:H:35:THR:HG23	4:H:38:GLU:OE1	2.02	0.60
4:H:48:ASP:O	4:H:53:PRO:HG2	2.02	0.60
1:I:363:GLU:CD	2:L:198:GLN:HB3	2.22	0.60
1:B:485:GLU:O	1:B:488:ARG:HB3	2.02	0.60
1:I:88:GLN:O	1:I:88:GLN:HG2	2.02	0.60
1:I:440:ARG:HA	1:I:444:ALA:O	2.02	0.60
3:O:105:LYS:HE2	3:O:142:ASN:HD22	1.66	0.60
3:O:127:SER:O	3:O:130:PHE:HD2	1.84	0.60
3:O:53:LEU:HD23	3:O:132:ARG:HA	1.82	0.60

*Continued on next page...*

*Continued from previous page...*

Atom-1	Atom-2	Interatomic distance (Å)	Clash overlap (Å)
4:P:14:ARG:CA	4:P:19:GLU:HA	2.29	0.60
1:I:315:ASP:C	1:I:317:GLY:H	2.04	0.60
1:J:219:ALA:O	1:J:220:MET:HG2	2.01	0.60
1:J:231:GLY:O	1:J:234:LYS:N	2.31	0.60
2:L:337:ILE:HD13	2:L:357:SER:HB3	1.83	0.60
2:M:220:PHE:CZ	2:M:241:VAL:HG21	2.37	0.60
2:M:378:VAL:O	2:M:382:LEU:HG	2.01	0.60
2:M:398:ILE:CD1	3:O:163:ALA:HB2	2.31	0.60
2:M:402:ASP:HA	2:M:409:ARG:HH22	1.67	0.60
2:M:412:LEU:HD23	2:M:413:GLN:HE21	1.65	0.60
2:M:48:ILE:O	2:M:56:VAL:CG2	2.50	0.60
2:N:150:LEU:H	2:N:311:ILE:CG1	2.15	0.60
1:A:214:VAL:HG12	1:A:215:LEU:HG	1.84	0.60
1:B:117:TRP:HB3	1:B:183:MET:HE1	1.84	0.60
1:B:214:VAL:C	1:B:215:LEU:HD12	2.22	0.60
1:B:314:ARG:HD2	1:B:315:ASP:N	2.17	0.60
2:D:11:ILE:CB	2:D:19:LEU:HD11	2.31	0.60
2:E:214:LEU:HD12	2:E:219:LEU:HD11	1.84	0.60
2:E:254:LEU:HD23	2:E:256:ILE:CD1	2.31	0.60
2:E:192:ALA:HB3	2:E:257:LEU:HD12	1.83	0.60
2:E:324:PRO:O	2:E:328:LEU:HG	2.02	0.60
2:E:91:ARG:NH1	2:E:103:LEU:HD12	2.17	0.60
1:A:243:LYS:HE3	1:A:272:LEU:HD22	1.84	0.60
1:C:150:PRO:HD2	1:C:181:LEU:HD22	1.83	0.60
1:C:354:LEU:HG	1:C:355:ALA:N	2.17	0.60
1:C:314:ARG:CB	1:C:378:VAL:HG23	2.32	0.60
1:A:31:GLY:N	1:A:63:PRO:HB2	2.17	0.60
1:A:529:ALA:O	1:A:534:VAL:HB	2.01	0.60
2:D:390:VAL:HG12	2:D:390:VAL:O	2.02	0.60
1:C:540:LEU:O	1:C:540:LEU:HD23	2.02	0.60
3:O:68:GLN:NE2	3:O:123:THR:HA	2.10	0.60
1:J:314:ARG:NH1	1:J:315:ASP:OD2	2.35	0.60
1:J:195:VAL:HG23	1:J:369:ILE:CG2	2.29	0.60
2:L:131:ILE:HB	2:L:144:LEU:O	2.01	0.60
2:L:49:GLU:HB3	2:L:56:VAL:HG23	1.82	0.60
2:M:226:ASP:CB	2:M:227:PRO:HD2	2.32	0.60
2:M:324:PRO:HB3	2:M:328:LEU:CD2	2.32	0.60
2:M:349:TYR:O	2:M:425:GLN:N	2.35	0.60
3:O:187:GLU:HA	3:O:190:ASP:OD2	2.01	0.60
1:A:507:CYS:CB	1:A:511:LYS:HD3	2.31	0.60
1:B:236:VAL:HG11	1:B:419:PHE:HE1	1.67	0.60

*Continued on next page...*

*Continued from previous page...*

Atom-1	Atom-2	Interatomic distance (Å)	Clash overlap (Å)
2:D:158:LEU:C	2:D:160:ALA:H	2.04	0.60
2:D:195:GLY:HA2	2:D:224:ALA:HB2	1.84	0.60
2:D:267:LEU:CD2	2:D:284:PRO:HD2	2.31	0.60
2:D:414:PHE:CE1	2:D:442:LEU:HD22	2.37	0.60
2:D:93:PHE:O	2:D:220:PHE:HA	2.02	0.60
2:E:194:MET:CE	2:E:231:ARG:HA	2.32	0.60
1:C:258:ARG:NH1	2:E:331:TYR:CB	2.64	0.60
2:F:148:GLN:HE22	2:F:361:LEU:C	2.04	0.60
4:H:28:GLU:C	4:H:30:GLN:N	2.56	0.60
1:C:422:ILE:CG1	1:C:423:ASN:N	2.65	0.60
3:G:25:VAL:HG21	3:G:164:LEU:HD13	1.83	0.60
1:A:91:LEU:HD23	1:A:91:LEU:O	2.02	0.60
1:C:359:ALA:HB1	1:C:402:ILE:HD12	1.83	0.60
1:J:552:ARG:CZ	1:J:553:TYR:CE1	2.82	0.60
1:B:8:LYS:HG2	2:D:51:SER:CB	2.32	0.60
3:O:51:LYS:HG2	4:P:81:PHE:HD1	1.67	0.59
1:I:263:THR:HG21	2:N:124:ARG:HB3	1.84	0.59
1:I:554:VAL:HG21	1:I:562:TYR:CD2	2.36	0.59
1:J:262:MET:SD	1:J:289:ALA:HB1	2.42	0.59
1:J:339:SER:C	1:J:341:LEU:H	2.04	0.59
1:K:182:LYS:HD3	1:K:184:TYR:CE1	2.37	0.59
1:K:301:ALA:HA	1:K:304:TYR:HD2	1.66	0.59
5:K:600:ADP:PB	2:M:360:ARG:HH12	2.25	0.59
2:L:145:VAL:HG23	2:L:148:GLN:CB	2.31	0.59
2:L:246:ALA:HA	2:L:251:TYR:N	2.16	0.59
2:L:405:THR:O	2:L:409:ARG:CB	2.50	0.59
2:L:448:GLN:HG2	2:L:463:TYR:CE1	2.37	0.59
2:L:31:ALA:HB3	2:L:47:VAL:CG2	2.32	0.59
2:L:31:ALA:HB3	2:L:47:VAL:HG21	1.83	0.59
1:J:42:LEU:HB2	2:M:14:ILE:HD12	1.83	0.59
2:M:276:GLU:HG2	2:M:286:TYR:CE1	2.37	0.59
2:M:293:THR:O	2:M:297:ARG:CG	2.49	0.59
2:M:386:TYR:O	2:M:389:GLY:N	2.35	0.59
2:N:154:SER:O	2:N:316:MET:HG2	2.01	0.59
2:N:196:ILE:HD11	2:N:201:LEU:HD12	1.84	0.59
2:N:310:GLN:O	2:N:311:ILE:CG1	2.47	0.59
2:N:31:ALA:CB	2:N:75:LEU:HD11	2.30	0.59
2:N:98:LYS:HB3	2:N:99:PRO:HD2	1.83	0.59
1:A:218:VAL:O	1:A:435:LEU:HD21	2.02	0.59
1:B:212:LEU:HD13	1:B:407:TRP:CE2	2.37	0.59
1:B:309:ILE:O	1:B:313:PHE:CE2	2.55	0.59

*Continued on next page...*



*Continued from previous page...*

Atom-1	Atom-2	Interatomic distance (Å)	Clash overlap (Å)
1:B:560:PRO:O	1:B:563:PHE:HB3	2.02	0.59
1:C:254:GLY:H	1:C:289:ALA:HA	1.67	0.59
2:E:19:LEU:H	2:E:57:ILE:CD1	2.15	0.59
2:F:185:GLU:HG2	2:F:252:HIS:CD2	2.36	0.59
2:F:239:LEU:CD1	2:F:294:ILE:HG23	2.26	0.59
2:F:394:LYS:HE3	2:F:395:LEU:HD21	1.83	0.59
4:H:63:MET:HB2	4:H:68:LEU:HD13	1.84	0.59
1:A:281:LEU:O	1:A:283:HIS:N	2.35	0.59
1:C:118:ALA:O	1:C:138:VAL:HG22	2.01	0.59
2:E:399:ILE:HA	3:G:159:ARG:HG2	1.83	0.59
4:H:19:GLU:HG3	4:H:21:TYR:CD1	2.37	0.59
4:H:51:LEU:N	4:H:51:LEU:CD2	2.65	0.59
2:M:110:LYS:HD3	2:M:244:TYR:OH	2.01	0.59
2:E:86:LYS:HG2	2:E:109:GLU:OE2	2.01	0.59
2:N:388:ASN:HA	2:N:391:ASP:OD2	2.02	0.59
2:N:246:ALA:HA	2:N:251:TYR:O	2.01	0.59
2:N:253:VAL:O	2:N:308:VAL:HA	2.02	0.59
2:N:409:ARG:NH1	2:N:412:LEU:HD23	2.17	0.59
1:C:456:GLU:HA	1:C:459:GLN:HB2	1.84	0.59
3:O:87:GLU:C	3:O:89:VAL:H	2.05	0.59
3:O:130:PHE:CE1	4:P:15:LEU:HB2	2.38	0.59
1:I:262:MET:SD	1:I:289:ALA:CB	2.89	0.59
1:K:244:TRP:HZ2	1:K:505:ALA:HB1	1.67	0.59
2:L:396:VAL:HG13	2:L:397:ALA:N	2.16	0.59
2:L:43:ARG:CZ	2:L:65:GLY:HA3	2.32	0.59
2:M:357:SER:O	2:M:358:LEU:HB2	2.01	0.59
2:M:61:GLU:O	2:M:62:GLU:C	2.41	0.59
2:M:399:ILE:CD1	3:O:155:LYS:HD2	2.32	0.59
1:B:293:ASN:ND2	2:D:296:GLU:HG3	2.16	0.59
1:B:424:TRP:C	1:B:426:GLY:H	2.05	0.59
1:C:260:ASN:C	1:C:262:MET:H	2.06	0.59
2:D:48:ILE:HG22	2:D:49:GLU:N	2.16	0.59
2:E:144:LEU:HG	2:E:145:VAL:N	2.17	0.59
1:C:420:PRO:HG2	1:C:422:ILE:CG2	2.32	0.59
1:I:135:LEU:HD21	1:I:149:VAL:CG2	2.29	0.59
1:B:210:ARG:CZ	1:B:210:ARG:HB2	2.32	0.59
1:J:509:MET:O	1:J:511:LYS:N	2.35	0.59
1:A:6:ILE:CG2	1:A:61:GLY:N	2.65	0.59
2:F:85:SER:HB3	2:F:109:GLU:HG2	1.83	0.59
1:I:74:GLU:CB	1:I:111:LEU:HD11	2.32	0.59
1:I:7:GLN:HE21	1:I:17:LYS:HD2	1.68	0.59

*Continued on next page...*

*Continued from previous page...*

Atom-1	Atom-2	Interatomic distance (Å)	Clash overlap (Å)
2:N:63:THR:OG1	2:N:66:LEU:HB2	2.01	0.59
3:G:158:THR:HA	3:G:161:VAL:HG23	1.85	0.59
1:J:102:ILE:HG13	2:L:119:LEU:C	2.23	0.59
1:J:174:VAL:HA	1:J:180:GLU:HA	1.84	0.59
1:J:215:LEU:CB	1:J:216:PHE:CE2	2.84	0.59
1:J:266:LEU:CD2	1:J:266:LEU:N	2.47	0.59
1:J:354:LEU:O	1:J:358:LEU:HB2	2.02	0.59
1:J:69:LEU:C	1:J:69:LEU:HD13	2.22	0.59
2:L:132:GLN:CD	2:L:432:ILE:H	2.04	0.59
2:L:444:SER:HA	2:L:463:TYR:CZ	2.38	0.59
2:M:218:VAL:CG1	2:M:220:PHE:HE2	2.14	0.59
1:A:193:ARG:HH12	1:A:312:TYR:HD1	1.50	0.59
1:A:419:PHE:CE2	5:A:600:ADP:H2	2.21	0.59
1:B:273:THR:O	1:B:273:THR:HG22	2.03	0.59
1:B:4:GLY:N	1:B:64:VAL:O	2.35	0.59
2:D:231:ARG:O	2:D:234:THR:HB	2.03	0.59
2:D:338:GLN:HG2	2:D:339:LEU:H	1.66	0.59
2:D:339:LEU:CD2	2:D:352:ILE:HG23	2.32	0.59
2:E:99:PRO:HB2	2:E:105:PRO:HG3	1.84	0.59
3:G:8:ARG:HH12	3:G:12:LEU:HD11	1.67	0.59
2:L:93:PHE:HB3	2:L:97:GLY:CA	2.33	0.59
1:I:530:ILE:HG23	1:I:539:ILE:CD1	2.32	0.59
1:B:481:ARG:HG3	1:B:481:ARG:NH1	2.17	0.59
1:J:476:LEU:HD12	1:J:481:ARG:HG3	1.84	0.59
2:N:458:HIS:O	2:N:461:LYS:HB2	2.02	0.59
1:A:87:ILE:HD13	1:A:87:ILE:N	2.17	0.59
1:K:410:ASP:HB3	1:K:413:LEU:HB2	1.84	0.59
1:A:116:LYS:HG2	1:A:167:THR:CG2	2.31	0.59
3:O:45:GLU:HA	3:O:48:GLU:HB2	1.85	0.59
2:L:130:PHE:HZ	2:L:177:LEU:HB2	1.67	0.59
1:C:521:ALA:O	1:C:525:GLU:HG2	2.02	0.59
3:O:137:LEU:O	3:O:140:VAL:CG2	2.46	0.59
1:I:27:ILE:H	1:I:71:LEU:HD23	1.67	0.59
1:J:301:ALA:O	1:J:302:SER:C	2.41	0.59
1:J:361:PHE:HD2	1:J:362:TYR:HE2	1.51	0.59
1:K:118:ALA:O	1:K:138:VAL:HG13	2.01	0.59
1:K:207:THR:HA	1:K:245:SER:OG	2.02	0.59
1:K:269:PHE:O	1:K:272:LEU:HG	2.02	0.59
2:N:332:ILE:HG22	2:N:333:THR:N	2.17	0.59
1:A:347:GLU:OE2	2:D:284:PRO:HD3	2.03	0.59
1:A:51:VAL:HG11	1:A:55:THR:CG2	2.32	0.59

*Continued on next page...*

*Continued from previous page...*

Atom-1	Atom-2	Interatomic distance (Å)	Clash overlap (Å)
1:A:75:LEU:CD1	1:A:312:TYR:HB2	2.32	0.59
1:B:204:PRO:HG2	1:B:438:TRP:CE3	2.37	0.59
1:B:288:ILE:HG12	1:B:305:VAL:HG11	1.82	0.59
1:B:304:TYR:HA	1:B:307:VAL:CG1	2.33	0.59
1:B:4:GLY:HA3	1:B:19:MET:CG	2.33	0.59
2:D:246:ALA:O	2:D:250:ASP:HA	2.02	0.59
2:D:410:ARG:C	2:D:412:LEU:H	2.05	0.59
2:E:329:THR:HG22	2:E:333:THR:CG2	2.32	0.59
2:F:169:ARG:NH2	2:F:427:GLN:NE2	2.51	0.59
3:G:175:GLN:O	3:G:179:ILE:HG12	2.02	0.59
4:H:66:ARG:HD3	4:H:68:LEU:HD11	1.85	0.59
3:G:32:ARG:HH11	3:G:157:THR:HA	1.68	0.59
4:H:90:MET:O	4:H:94:VAL:HG13	2.03	0.59
1:A:440:ARG:O	1:A:444:ALA:C	2.40	0.59
3:G:45:GLU:O	3:G:48:GLU:CB	2.50	0.59
4:P:1:MET:HA	4:P:42:TYR:CB	2.32	0.59
4:P:7:PRO:HD3	4:P:23:ALA:CA	2.32	0.59
1:I:357:ARG:HH11	1:I:357:ARG:HG2	1.66	0.59
1:J:345:PRO:HB3	1:J:350:TYR:N	2.17	0.59
1:K:74:GLU:HB3	1:K:111:LEU:HD23	1.85	0.59
2:L:166:GLN:NE2	2:L:170:GLN:HE21	2.01	0.59
2:L:413:GLN:H	2:L:413:GLN:CD	2.06	0.59
2:M:117:LEU:HB3	2:M:118:PRO:HD2	1.83	0.59
2:M:295:TYR:CA	2:M:310:GLN:HE22	2.14	0.59
2:N:232:ILE:C	2:N:235:PRO:HD2	2.23	0.59
2:N:239:LEU:HD22	2:N:310:GLN:CD	2.23	0.59
3:O:8:ARG:CD	3:O:9:MET:N	2.59	0.59
1:A:299:ARG:NH2	2:F:288:TYR:CD2	2.70	0.59
1:A:322:LEU:HD23	1:A:323:MET:N	2.17	0.59
1:B:226:ILE:O	1:B:226:ILE:HD13	2.03	0.59
1:B:37:GLY:HA2	1:B:52:TYR:CE1	2.37	0.59
2:D:150:LEU:O	2:D:312:PRO:HD2	2.02	0.59
2:D:350:PRO:HD2	2:D:425:GLN:HG2	1.84	0.59
2:D:17:PRO:O	2:D:59:VAL:N	2.34	0.59
2:E:34:ASP:HB2	2:E:74:SER:OG	2.02	0.59
2:F:145:VAL:HG21	2:F:148:GLN:OE1	2.02	0.59
4:H:29:ALA:C	4:H:33:LEU:HG	2.22	0.59
1:C:134:VAL:CG1	1:C:146:LYS:HE2	2.33	0.59
2:E:395:LEU:HD12	2:E:395:LEU:N	2.17	0.59
2:D:135:ILE:CG2	2:D:136:SER:N	2.65	0.59
1:B:90:PRO:HB2	1:B:93:ARG:CG	2.32	0.59

*Continued on next page...*

*Continued from previous page...*

Atom-1	Atom-2	Interatomic distance (Å)	Clash overlap (Å)
2:D:355:LEU:HA	2:D:383:TYR:OH	2.02	0.59
1:B:489:ILE:HG23	1:B:493:ASP:OD1	2.02	0.59
1:I:16:ALA:HB1	1:I:64:VAL:HG11	1.85	0.59
3:O:196:ARG:N	3:O:196:ARG:HD2	2.17	0.59
3:O:140:VAL:HG11	4:P:72:LEU:HD21	1.85	0.59
1:I:210:ARG:NH2	1:I:511:LYS:HG2	2.17	0.59
1:I:257:GLU:HA	1:I:257:GLU:OE2	2.03	0.59
1:I:354:LEU:O	1:I:358:LEU:CD1	2.51	0.59
1:I:465:GLN:O	1:I:468:VAL:HB	2.03	0.59
1:J:272:LEU:HD22	1:J:281:LEU:CG	2.33	0.59
1:J:193:ARG:HB2	1:J:311:GLU:HB3	1.84	0.59
1:J:348:GLU:O	1:J:349:GLY:C	2.41	0.59
1:K:210:ARG:CZ	1:K:494:PHE:O	2.51	0.59
1:K:38:GLU:O	1:K:49:VAL:HA	2.02	0.59
2:L:405:THR:O	2:L:409:ARG:HB2	2.02	0.59
2:M:290:ASP:O	2:M:292:ALA:N	2.36	0.59
1:B:249:VAL:CB	1:B:320:VAL:HA	2.29	0.59
1:B:212:LEU:HD13	1:B:407:TRP:NE1	2.17	0.59
1:B:454:ILE:CD1	1:B:516:MET:SD	2.90	0.59
1:B:457:LEU:O	1:B:461:GLU:HG3	2.03	0.59
2:D:259:ASP:HA	2:D:314:LEU:HA	1.85	0.59
2:D:314:LEU:C	2:D:314:LEU:HD12	2.23	0.59
2:E:295:TYR:HA	2:E:310:GLN:HE22	1.67	0.59
2:F:11:ILE:HA	2:F:21:VAL:CG2	2.26	0.59
3:G:60:ALA:HA	3:G:63:ALA:CB	2.33	0.59
2:L:93:PHE:HB3	2:L:97:GLY:C	2.22	0.59
1:J:442:ASN:HD22	1:J:442:ASN:H	1.50	0.59
1:A:556:GLU:H	1:A:556:GLU:CD	2.06	0.59
3:O:117:VAL:HG12	3:O:117:VAL:O	2.02	0.59
4:P:12:GLY:O	4:P:15:LEU:HB2	2.03	0.59
4:P:27:GLU:OE1	4:P:51:LEU:HA	2.03	0.59
1:I:235:THR:CG2	1:I:261:GLU:HG2	2.33	0.59
1:I:258:ARG:O	1:I:261:GLU:N	2.36	0.59
1:I:314:ARG:NH2	1:I:315:ASP:OD2	2.36	0.59
1:I:27:ILE:HB	1:I:71:LEU:HD22	1.84	0.59
1:I:75:LEU:HD13	1:I:312:TYR:CB	2.33	0.59
1:J:269:PHE:HB3	1:J:270:PRO:HD3	1.83	0.59
1:J:358:LEU:O	1:J:361:PHE:HB3	2.02	0.59
1:J:35:LEU:HD22	1:J:35:LEU:N	2.17	0.59
2:L:263:TYR:HE2	2:L:291:LEU:HG	1.68	0.59
2:N:43:ARG:NH1	2:N:61:GLU:HB2	2.17	0.59

*Continued on next page...*

*Continued from previous page...*

Atom-1	Atom-2	Interatomic distance (Å)	Clash overlap (Å)
1:A:234:LYS:HD2	5:A:600:ADP:O1B	2.02	0.59
1:B:222:GLY:HA3	1:B:431:PHE:CZ	2.38	0.59
2:D:314:LEU:CD2	2:D:325:ILE:HG22	2.29	0.59
2:D:392:ILE:CG2	2:D:404:LEU:HD12	2.33	0.59
2:E:290:ASP:C	2:E:292:ALA:H	2.05	0.59
2:E:341:ARG:O	2:E:345:ARG:HD3	2.03	0.59
2:F:239:LEU:HD22	2:F:310:GLN:CD	2.22	0.59
2:F:43:ARG:NH1	2:F:61:GLU:HB2	2.17	0.59
1:C:417:ARG:HD2	2:E:383:TYR:CB	2.32	0.59
3:G:28:LEU:N	3:G:31:LYS:HE3	2.16	0.59
1:J:507:CYS:HB2	1:J:511:LYS:CE	2.32	0.59
1:I:7:GLN:HG3	1:I:17:LYS:HD3	1.83	0.59
3:G:45:GLU:O	3:G:48:GLU:HB3	2.02	0.59
1:K:550:ARG:HB3	1:K:554:VAL:HG23	1.85	0.59
1:J:215:LEU:CB	1:J:216:PHE:CD2	2.84	0.59
1:J:257:GLU:HG2	1:J:326:SER:CB	2.32	0.59
1:J:32:GLU:CA	1:J:63:PRO:HD2	2.33	0.59
1:J:308:THR:HG22	1:J:364:ARG:HH22	1.68	0.59
1:J:90:PRO:HB2	1:J:93:ARG:CG	2.33	0.59
1:K:30:VAL:HG13	1:K:64:VAL:CG2	2.10	0.59
1:K:399:THR:O	1:K:403:VAL:CG1	2.51	0.59
2:L:135:ILE:HB	2:L:138:ILE:CG2	2.28	0.59
2:L:20:PHE:CZ	2:L:56:VAL:HG22	2.37	0.59
2:L:338:GLN:HG2	2:L:339:LEU:H	1.67	0.59
2:L:439:ALA:O	2:L:443:LEU:HG	2.03	0.59
2:M:349:TYR:HD1	2:M:351:PRO:HD3	1.67	0.59
2:M:148:GLN:NE2	2:M:361:LEU:H	2.00	0.59
2:M:91:ARG:HA	2:M:91:ARG:HH11	1.68	0.59
2:N:133:THR:H	2:N:139:ASP:CG	2.06	0.59
2:N:239:LEU:HB2	2:N:297:ARG:NH1	2.18	0.59
1:A:22:ALA:HB1	1:A:39:ILE:HG13	1.84	0.59
1:A:1:MET:CE	1:A:67:THR:HA	2.33	0.59
1:B:396:THR:C	1:B:398:SER:H	2.06	0.59
1:B:217:PRO:HD2	1:B:432:THR:HG23	1.84	0.59
1:C:234:LYS:HA	1:C:237:THR:OG1	2.02	0.59
1:C:300:GLU:HG3	1:C:334:LEU:HD12	1.85	0.59
2:D:224:ALA:O	2:D:231:ARG:NH2	2.36	0.59
2:D:37:ASP:HB3	2:D:65:GLY:O	2.03	0.59
2:F:114:ILE:HG22	2:F:240:THR:CB	2.19	0.59
2:F:194:MET:HE2	2:F:234:THR:HB	1.85	0.59
2:F:256:ILE:HG12	2:F:311:ILE:H	1.67	0.59

*Continued on next page...*

*Continued from previous page...*

Atom-1	Atom-2	Interatomic distance (Å)	Clash overlap (Å)
2:F:44:GLY:HA3	2:F:60:PHE:CE2	2.38	0.59
2:F:60:PHE:HA	2:F:229:ILE:HG12	1.85	0.59
1:C:515:ILE:CG1	1:C:551:ALA:HB1	2.32	0.59
3:G:137:LEU:O	3:G:140:VAL:CG2	2.45	0.59
2:E:398:ILE:CA	3:G:162:ASN:HD22	2.16	0.59
3:G:65:LEU:C	3:G:69:ALA:HB2	2.23	0.59
3:G:79:ALA:CB	3:G:115:SER:HB3	2.19	0.59
1:I:564:GLU:HA	1:I:567:MET:HG2	1.85	0.59
1:I:567:MET:HA	1:I:570:ILE:CD1	2.27	0.59
2:L:111:ARG:CB	2:L:111:ARG:HH11	2.15	0.59
1:B:565:GLU:O	1:B:569:GLU:HB2	2.03	0.59
1:J:353:TYR:HD2	2:M:269:GLU:OE1	1.86	0.59
1:J:362:TYR:N	1:J:362:TYR:CD2	2.70	0.59
1:J:62:GLU:O	1:J:64:VAL:CG2	2.48	0.59
1:K:267:VAL:HG21	2:M:124:ARG:HG3	1.83	0.59
1:K:53:GLU:HA	1:K:295:PRO:HG2	1.84	0.59
1:K:40:ILE:HD12	1:K:48:PHE:CB	2.30	0.59
1:K:511:LYS:HE2	1:K:551:ALA:O	2.03	0.59
1:K:95:ARG:HA	2:M:120:ASN:HD22	1.68	0.59
2:L:267:LEU:HD21	2:L:284:PRO:CD	2.32	0.59
2:M:321:ARG:HA	2:M:326:PRO:HG3	1.83	0.59
2:N:132:GLN:HB3	2:N:172:THR:O	2.02	0.59
2:N:131:ILE:HG22	2:N:132:GLN:N	2.17	0.59
1:I:9:ILE:HD12	2:N:50:VAL:HG23	1.83	0.59
2:N:91:ARG:HB2	2:N:93:PHE:CE1	2.38	0.59
3:O:167:VAL:O	3:O:171:GLY:HA3	2.02	0.59
3:O:186:ARG:C	3:O:188:ARG:H	2.05	0.59
1:A:100:ILE:O	2:F:120:ASN:ND2	2.27	0.59
1:A:393:GLU:HG3	1:A:395:VAL:H	1.67	0.59
1:B:295:PRO:O	1:B:299:ARG:NE	2.36	0.59
1:B:238:GLN:HB2	1:B:323:MET:CE	2.32	0.59
1:B:338:SER:HA	1:B:343:GLU:OE2	2.01	0.59
1:B:453:ALA:O	1:B:456:GLU:HG2	2.03	0.59
2:D:195:GLY:HA2	2:D:224:ALA:CA	2.33	0.59
2:D:236:ARG:NH2	2:D:293:THR:OG1	2.36	0.59
2:D:274:ARG:O	2:D:275:GLU:HB3	2.03	0.59
2:E:136:SER:O	2:E:137:THR:C	2.41	0.59
2:E:263:TYR:CD2	2:E:267:LEU:HD23	2.38	0.59
2:F:140:VAL:HG23	2:F:141:MET:N	2.17	0.59
3:G:64:LEU:HD12	3:G:68:GLN:CB	2.33	0.59
3:G:154:ILE:HG12	4:H:97:THR:CG2	2.33	0.59

*Continued on next page...*

*Continued from previous page...*

Atom-1	Atom-2	Interatomic distance (Å)	Clash overlap (Å)
1:C:481:ARG:HA	1:C:484:ILE:HG13	1.84	0.59
2:N:160:ALA:O	2:N:164:ALA:HB2	2.02	0.59
1:I:88:GLN:HG2	1:I:110:ALA:HB1	1.85	0.59
1:I:226:ILE:HD13	1:I:407:TRP:CB	2.33	0.59
1:J:235:THR:HA	1:J:238:GLN:CD	2.23	0.59
1:J:258:ARG:O	1:J:259:GLY:C	2.41	0.59
1:J:32:GLU:HA	1:J:63:PRO:CD	2.33	0.59
1:J:11:GLY:O	1:J:55:THR:CB	2.50	0.59
1:K:11:GLY:O	1:K:55:THR:OG1	2.14	0.59
2:M:257:LEU:HD23	2:M:258:THR:N	2.18	0.59
2:M:324:PRO:O	2:M:328:LEU:HG	2.02	0.59
1:B:117:TRP:CB	1:B:183:MET:HE1	2.33	0.59
1:B:398:SER:O	1:B:401:ARG:CB	2.49	0.59
1:B:216:PHE:HB2	1:B:429:SER:HB3	1.85	0.59
2:D:337:ILE:HD13	2:D:357:SER:HB3	1.85	0.59
2:D:448:GLN:HG2	2:D:463:TYR:CE1	2.38	0.59
2:E:246:ALA:CA	2:E:251:TYR:O	2.40	0.59
2:E:271:GLY:HA2	2:E:274:ARG:CB	2.23	0.59
2:E:280:ARG:HG3	2:E:281:ARG:H	1.68	0.59
2:E:298:ALA:CB	2:E:310:GLN:HE21	2.15	0.59
1:I:243:LYS:CE	1:I:272:LEU:HD22	2.33	0.59
1:C:137:THR:HG21	1:C:144:THR:HG23	1.85	0.59
3:G:127:SER:HA	3:G:130:PHE:HE2	1.65	0.59
4:H:10:ALA:O	4:H:13:PHE:N	2.36	0.59
2:E:87:GLU:CB	2:E:106:ILE:HD13	2.32	0.59
1:B:85:ASP:HB3	1:B:91:LEU:CD1	2.32	0.59
1:B:74:GLU:H	1:B:88:GLN:HE22	1.51	0.59
1:C:225:ALA:HA	1:C:382:GLY:O	2.02	0.59
2:E:32:ILE:HG22	2:E:76:VAL:HB	1.85	0.59
3:O:53:LEU:HD12	3:O:53:LEU:N	2.18	0.58
1:I:409:LEU:HD23	1:I:422:ILE:HG22	1.85	0.58
1:I:415:PHE:CE2	2:N:355:LEU:O	2.55	0.58
1:J:173:VAL:HG12	1:J:181:LEU:HD21	1.85	0.58
1:J:405:ALA:HA	1:J:429:SER:HA	1.85	0.58
1:K:262:MET:SD	1:K:266:LEU:HD11	2.43	0.58
2:L:11:ILE:CB	2:L:19:LEU:HD11	2.30	0.58
2:L:67:ASP:OD2	2:L:70:THR:O	2.21	0.58
2:M:338:GLN:C	2:M:339:LEU:HD23	2.22	0.58
1:A:419:PHE:HA	1:A:420:PRO:C	2.23	0.58
1:B:291:THR:HB	1:B:294:MET:HE2	1.85	0.58
1:B:42:LEU:HD12	1:B:42:LEU:H	1.68	0.58

*Continued on next page...*

*Continued from previous page...*

Atom-1	Atom-2	Interatomic distance (Å)	Clash overlap (Å)
1:C:270:PRO:C	1:C:280:PRO:HB3	2.23	0.58
2:D:31:ALA:O	2:D:47:VAL:N	2.28	0.58
2:E:247:PHE:HE2	2:E:308:VAL:HG23	1.68	0.58
2:E:36:LYS:HA	2:E:42:VAL:HG22	1.85	0.58
2:F:154:SER:O	2:F:316:MET:HG2	2.03	0.58
2:F:252:HIS:CE1	2:F:305:LYS:HE3	2.38	0.58
3:G:163:ALA:O	3:G:164:LEU:C	2.39	0.58
4:H:86:VAL:HA	4:H:89:TYR:CD1	2.38	0.58
4:P:28:GLU:O	4:P:30:GLN:N	2.35	0.58
2:E:85:SER:HA	2:E:109:GLU:HB2	1.83	0.58
1:K:156:ARG:HA	1:K:156:ARG:CZ	2.32	0.58
3:O:96:VAL:O	3:O:99:SER:O	2.21	0.58
2:L:183:LYS:HB3	2:L:183:LYS:NZ	2.18	0.58
1:I:397:GLN:HA	1:I:400:LEU:CD1	2.31	0.58
1:J:195:VAL:HG21	1:J:369:ILE:H	1.68	0.58
1:J:216:PHE:HB3	1:J:429:SER:OG	2.02	0.58
1:J:262:MET:HE1	1:J:289:ALA:HB1	1.84	0.58
1:J:454:ILE:CD1	1:J:516:MET:SD	2.91	0.58
1:K:211:ILE:HD13	1:K:495:LEU:CG	2.33	0.58
1:K:258:ARG:HE	1:K:329:ARG:HD2	1.68	0.58
2:M:80:ALA:HB1	2:M:114:ILE:CG1	2.32	0.58
1:A:226:ILE:O	1:A:383:ALA:HA	2.03	0.58
1:A:418:HIS:HA	1:A:496:GLN:CD	2.23	0.58
1:C:248:ASP:O	1:C:284:ARG:CZ	2.51	0.58
2:D:239:LEU:HD21	2:D:297:ARG:HG3	1.83	0.58
2:D:31:ALA:HB1	2:D:78:ASP:HA	1.85	0.58
2:D:93:PHE:CB	2:D:97:GLY:HA2	2.33	0.58
2:E:284:PRO:HD2	2:E:287:MET:HE1	1.85	0.58
2:E:92:ARG:C	2:E:93:PHE:CD2	2.76	0.58
2:F:133:THR:H	2:F:139:ASP:CG	2.07	0.58
2:F:194:MET:HA	2:F:222:ASN:CB	2.33	0.58
1:C:536:ILE:CD1	1:C:536:ILE:H	2.06	0.58
1:J:560:PRO:O	1:J:563:PHE:HB3	2.02	0.58
1:I:440:ARG:O	1:I:444:ALA:C	2.42	0.58
1:J:464:LEU:O	1:J:464:LEU:HD23	2.03	0.58
1:I:2:ILE:HA	1:I:3:GLN:OE1	2.02	0.58
1:I:341:LEU:HD13	1:I:343:GLU:CD	2.23	0.58
1:I:28:CYS:SG	1:I:66:SER:HA	2.43	0.58
1:J:230:PHE:CD2	1:J:387:PRO:HG3	2.39	0.58
1:K:113:ARG:O	1:K:169:GLU:HB3	2.04	0.58
1:K:144:THR:HB	1:K:318:PHE:CZ	2.30	0.58

*Continued on next page...*



*Continued from previous page...*

Atom-1	Atom-2	Interatomic distance (Å)	Clash overlap (Å)
1:K:223:THR:HG22	1:K:380:ILE:HB	1.85	0.58
1:K:330:TRP:O	1:K:333:ALA:CB	2.51	0.58
2:M:18:LEU:N	2:M:18:LEU:HD12	2.18	0.58
2:M:194:MET:CE	2:M:231:ARG:HA	2.33	0.58
2:M:329:THR:O	2:M:332:ILE:HG13	2.02	0.58
2:M:332:ILE:HG13	2:M:333:THR:HG23	1.85	0.58
2:M:343:LEU:HB2	2:M:351:PRO:CA	2.34	0.58
2:N:293:THR:O	2:N:297:ARG:HG3	2.03	0.58
2:N:288:TYR:CB	2:N:328:LEU:HD13	2.32	0.58
2:N:19:LEU:CB	2:N:57:ILE:HB	2.29	0.58
1:A:13:ALA:HB2	1:A:340:ARG:NE	2.16	0.58
1:A:9:ILE:CG2	2:F:50:VAL:HG23	2.33	0.58
1:B:149:VAL:CG2	1:B:153:VAL:HG21	2.32	0.58
1:B:241:LEU:HD13	1:B:241:LEU:C	2.23	0.58
1:B:217:PRO:HG3	1:B:439:TYR:OH	2.03	0.58
1:B:73:VAL:O	1:B:187:TRP:N	2.32	0.58
1:C:25:TYR:O	1:C:70:PRO:HG3	2.03	0.58
2:D:337:ILE:HD13	2:D:358:LEU:N	2.17	0.58
2:E:151:PRO:HD3	2:E:333:THR:CB	2.34	0.58
2:E:338:GLN:CG	2:E:339:LEU:H	2.16	0.58
1:C:511:LYS:HD3	1:C:556:GLU:OE2	2.04	0.58
1:C:87:ILE:HD12	1:C:89:ARG:NH2	2.18	0.58
2:D:201:LEU:C	2:D:201:LEU:HD12	2.23	0.58
1:C:536:ILE:O	1:C:539:ILE:HB	2.03	0.58
1:B:30:VAL:HG12	1:B:31:GLY:N	2.14	0.58
2:N:92:ARG:O	2:N:101:ASP:OD2	2.21	0.58
3:G:29:LYS:NZ	3:G:161:VAL:HG11	2.17	0.58
1:I:13:ALA:HB2	1:I:340:ARG:NE	2.16	0.58
1:I:303:ILE:O	1:I:305:VAL:N	2.36	0.58
1:I:1:MET:CE	1:I:67:THR:HA	2.33	0.58
1:J:241:LEU:CD1	1:J:242:ALA:N	2.63	0.58
1:J:293:ASN:HB3	2:L:292:ALA:HB1	1.85	0.58
1:J:406:PHE:HB2	1:J:428:TYR:CZ	2.39	0.58
1:J:448:PRO:CB	1:J:451:ARG:HE	2.16	0.58
1:K:25:TYR:O	1:K:70:PRO:HG3	2.04	0.58
1:K:272:LEU:HB2	1:K:281:LEU:H	1.67	0.58
2:L:43:ARG:NH1	2:L:64:THR:O	2.36	0.58
2:M:264:CYS:HA	2:M:267:LEU:HG	1.84	0.58
2:M:311:ILE:HD13	2:M:311:ILE:N	2.17	0.58
1:A:309:ILE:CD1	1:A:309:ILE:N	2.66	0.58
1:A:27:ILE:CG2	1:A:71:LEU:HA	2.33	0.58

*Continued on next page...*

*Continued from previous page...*

Atom-1	Atom-2	Interatomic distance (Å)	Clash overlap (Å)
1:B:212:LEU:CD1	1:B:407:TRP:CE2	2.85	0.58
1:B:6:ILE:HD12	1:B:62:GLU:CB	2.31	0.58
1:C:24:MET:CE	1:C:42:LEU:HB2	2.33	0.58
2:E:148:GLN:NE2	2:E:359:SER:HB2	2.18	0.58
2:E:38:GLY:HA3	2:E:70:THR:HB	1.85	0.58
2:E:95:GLY:C	2:E:97:GLY:H	2.05	0.58
1:C:130:ARG:NH1	1:C:154:ARG:NH1	2.51	0.58
1:C:193:ARG:NH1	1:C:193:ARG:HG2	2.17	0.58
1:C:224:ALA:HB3	1:C:407:TRP:CZ3	2.39	0.58
1:C:305:VAL:O	1:C:309:ILE:HG13	2.04	0.58
3:G:68:GLN:OE1	3:G:123:THR:HG23	2.03	0.58
2:L:196:ILE:H	2:L:196:ILE:HD13	1.67	0.58
2:N:168:ALA:O	2:N:211:THR:CG2	2.46	0.58
2:E:404:LEU:HB3	2:E:408:ASP:CG	2.24	0.58
2:E:9:THR:O	2:E:9:THR:HG22	2.02	0.58
4:P:79:GLU:HG3	4:P:80:ALA:N	2.17	0.58
1:K:562:TYR:N	1:K:562:TYR:CD1	2.71	0.58
1:K:456:GLU:HA	1:K:459:GLN:CB	2.32	0.58
2:L:390:VAL:O	2:L:390:VAL:HG12	2.04	0.58
3:O:80:ALA:C	3:O:82:GLY:N	2.52	0.58
1:I:263:THR:HA	1:I:266:LEU:HD12	1.85	0.58
1:I:408:ARG:O	1:I:422:ILE:HA	2.03	0.58
1:I:477:GLN:N	1:I:480:GLU:HG2	2.12	0.58
1:J:274:ASP:HB2	1:J:281:LEU:CA	2.34	0.58
1:K:391:MET:C	1:K:393:GLU:H	2.07	0.58
2:L:33:VAL:HG23	2:L:73:VAL:HG11	1.85	0.58
2:L:392:ILE:O	2:L:412:LEU:HD13	2.02	0.58
2:M:127:PRO:CB	2:M:145:VAL:HB	2.33	0.58
2:M:280:ARG:HG3	2:M:281:ARG:H	1.68	0.58
2:N:140:VAL:HG23	2:N:141:MET:N	2.18	0.58
2:N:151:PRO:HG3	2:N:333:THR:HG21	1.85	0.58
2:N:196:ILE:CG1	2:N:223:LYS:HA	2.33	0.58
2:N:158:LEU:HD13	2:N:341:ARG:HD2	1.86	0.58
3:O:165:GLU:HA	3:O:169:ILE:HD12	1.84	0.58
3:O:177:ARG:HB3	3:O:177:ARG:NH1	2.18	0.58
1:A:218:VAL:O	1:A:435:LEU:HD11	2.02	0.58
1:A:305:VAL:O	1:A:309:ILE:CD1	2.49	0.58
1:B:218:VAL:O	1:B:218:VAL:HG23	2.04	0.58
1:B:260:ASN:N	1:B:260:ASN:ND2	2.38	0.58
1:B:195:VAL:HG23	1:B:369:ILE:CG2	2.31	0.58
1:B:29:LYS:HB2	1:B:65:VAL:HG13	1.84	0.58

*Continued on next page...*

*Continued from previous page...*

Atom-1	Atom-2	Interatomic distance (Å)	Clash overlap (Å)
1:C:258:ARG:HE	1:C:329:ARG:CD	2.15	0.58
1:C:29:LYS:HB3	1:C:34:GLY:HA3	1.85	0.58
2:D:340:SER:HB3	2:D:343:LEU:CD1	2.32	0.58
2:D:362:MET:HG2	2:D:362:MET:O	2.03	0.58
2:E:135:ILE:CD1	2:E:166:GLN:HE21	2.15	0.58
2:E:455:SER:HB2	2:E:457:ASP:OD1	2.04	0.58
2:F:196:ILE:CG1	2:F:223:LYS:HA	2.32	0.58
2:F:228:THR:HG23	2:F:231:ARG:HD3	1.86	0.58
2:F:293:THR:O	2:F:297:ARG:HG3	2.03	0.58
3:G:43:VAL:CG1	3:G:44:ARG:N	2.66	0.58
2:D:355:LEU:CD2	2:D:356:PRO:HD3	2.33	0.58
1:A:6:ILE:HB	1:A:61:GLY:CA	2.33	0.58
1:B:489:ILE:HD13	1:B:493:ASP:OD1	2.04	0.58
1:J:476:LEU:HD12	1:J:481:ARG:CG	2.33	0.58
1:B:530:ILE:HD12	1:B:531:LYS:N	2.18	0.58
2:N:413:GLN:CA	2:N:413:GLN:NE2	2.66	0.58
3:O:65:LEU:C	3:O:69:ALA:HB2	2.23	0.58
3:O:83:VAL:HG22	3:O:83:VAL:O	2.02	0.58
1:I:256:GLY:O	1:I:292:SER:OG	2.19	0.58
1:I:309:ILE:H	1:I:309:ILE:HD12	1.68	0.58
1:J:205:PHE:CE1	1:J:207:THR:HA	2.34	0.58
1:J:241:LEU:HD13	1:J:242:ALA:CA	2.33	0.58
1:J:413:LEU:HD23	1:J:421:ALA:O	2.04	0.58
1:K:15:ILE:CD1	1:K:15:ILE:N	2.67	0.58
1:K:206:LEU:HD21	1:K:217:PRO:HB3	1.85	0.58
1:K:417:ARG:HE	2:M:383:TYR:HB2	1.67	0.58
1:K:417:ARG:NH2	2:M:453:ARG:HG3	2.18	0.58
1:K:69:LEU:HD12	1:K:70:PRO:CD	2.30	0.58
2:M:49:GLU:HB3	2:M:56:VAL:CG2	2.29	0.58
2:N:232:ILE:HG23	2:N:263:TYR:OH	2.03	0.58
2:N:271:GLY:N	2:N:284:PRO:HG3	2.19	0.58
2:N:156:SER:N	2:N:341:ARG:NH1	2.45	0.58
3:O:185:GLN:O	3:O:187:GLU:N	2.37	0.58
1:A:226:ILE:HD13	1:A:407:TRP:CB	2.32	0.58
1:B:204:PRO:HG2	1:B:438:TRP:CD2	2.39	0.58
1:B:458:LEU:CD2	1:B:458:LEU:H	2.09	0.58
2:D:253:VAL:HB	2:D:308:VAL:CG1	2.31	0.58
1:A:347:GLU:CD	2:D:268:ARG:HA	2.24	0.58
2:D:43:ARG:NH1	2:D:64:THR:O	2.36	0.58
2:D:28:ALA:H	2:D:47:VAL:HG11	1.68	0.58
2:E:196:ILE:HD13	2:E:201:LEU:HD23	1.86	0.58

*Continued on next page...*

*Continued from previous page...*

Atom-1	Atom-2	Interatomic distance (Å)	Clash overlap (Å)
2:E:218:VAL:CG1	2:E:220:PHE:HE2	2.16	0.58
2:E:193:ALA:HA	2:E:258:THR:CG2	2.34	0.58
2:E:34:ASP:HA	2:E:43:ARG:O	2.03	0.58
2:F:159:PRO:HB2	2:F:163:ILE:HD12	1.85	0.58
2:F:232:ILE:C	2:F:235:PRO:HD2	2.24	0.58
2:E:392:ILE:O	2:E:396:VAL:HG13	2.03	0.58
3:G:86:LEU:O	3:G:87:GLU:HB2	2.04	0.58
4:H:52:LEU:HD22	4:H:58:ALA:HB3	1.83	0.58
2:L:81:ARG:HG2	2:L:113:PRO:HA	1.84	0.58
3:O:68:GLN:O	3:O:72:GLY:N	2.36	0.58
1:I:293:ASN:HB3	2:N:293:THR:N	2.19	0.58
1:I:315:ASP:O	1:I:317:GLY:N	2.36	0.58
1:I:354:LEU:HD13	2:L:268:ARG:HD2	1.84	0.58
1:J:123:VAL:HG13	1:J:135:LEU:O	2.04	0.58
1:J:238:GLN:HB2	1:J:323:MET:CE	2.34	0.58
1:J:262:MET:CE	1:J:290:ASN:H	2.16	0.58
1:J:258:ARG:HE	1:J:329:ARG:NH2	2.01	0.58
1:J:71:LEU:HD12	1:J:72:ALA:N	2.18	0.58
1:K:205:PHE:O	1:K:206:LEU:HD23	2.03	0.58
1:K:236:VAL:O	1:K:239:GLN:HB3	2.04	0.58
1:K:451:ARG:HG3	1:K:452:ASP:H	1.69	0.58
2:L:155:GLY:HA3	2:L:158:LEU:CD1	2.33	0.58
2:L:314:LEU:CD2	2:L:325:ILE:HG22	2.29	0.58
1:A:448:PRO:HA	1:A:451:ARG:CG	2.33	0.58
1:B:255:CYS:O	1:B:256:GLY:C	2.42	0.58
1:B:258:ARG:O	1:B:259:GLY:C	2.40	0.58
1:B:75:LEU:HD13	1:B:312:TYR:HD1	1.69	0.58
1:C:230:PHE:CD2	2:E:321:ARG:NH2	2.71	0.58
5:C:600:ADP:H5'2	2:E:360:ARG:HH11	1.67	0.58
2:E:142:ASN:OD1	2:E:142:ASN:N	2.37	0.58
2:E:144:LEU:CG	2:E:145:VAL:N	2.67	0.58
2:E:14:ILE:HD11	2:E:68:LEU:HG	1.86	0.58
2:E:158:LEU:O	2:E:160:ALA:N	2.37	0.58
2:E:301:VAL:HG11	2:E:304:LYS:HG3	1.85	0.58
2:E:151:PRO:HD3	2:E:333:THR:HB	1.85	0.58
2:E:337:ILE:HD13	2:E:337:ILE:C	2.22	0.58
2:F:149:LYS:NZ	2:F:334:GLU:H	2.02	0.58
4:H:44:LEU:HD21	4:H:70:VAL:HB	1.84	0.58
1:C:244:TRP:HZ2	1:C:505:ALA:HB1	1.69	0.58
3:G:64:LEU:HD13	3:G:68:GLN:NE2	2.18	0.58
1:I:121:PRO:CB	1:I:160:VAL:HG13	2.33	0.58

*Continued on next page...*

*Continued from previous page...*

Atom-1	Atom-2	Interatomic distance (Å)	Clash overlap (Å)
1:B:87:ILE:C	1:B:87:ILE:HD12	2.23	0.58
2:L:9:THR:OG1	2:L:10:GLY:N	2.37	0.58
1:I:507:CYS:CB	1:I:511:LYS:HD3	2.33	0.58
1:I:235:THR:N	5:I:600:ADP:O2A	2.34	0.58
1:J:272:LEU:HD13	1:J:282:MET:CA	2.34	0.58
1:J:27:ILE:HG13	1:J:67:THR:OG1	2.02	0.58
1:J:252:TYR:O	1:J:288:ILE:HD13	2.03	0.58
1:K:303:ILE:HD13	1:K:303:ILE:N	2.15	0.58
1:K:303:ILE:HG12	1:K:304:TYR:N	2.18	0.58
1:K:40:ILE:CD1	1:K:48:PHE:HB3	2.29	0.58
1:K:13:ALA:CA	1:K:50:GLN:HE22	1.99	0.58
2:L:124:ARG:HA	2:L:300:VAL:O	2.04	0.58
2:L:254:LEU:HD11	2:L:311:ILE:HD11	1.86	0.58
2:L:414:PHE:CD1	2:L:442:LEU:HD22	2.39	0.58
2:M:194:MET:SD	2:M:235:PRO:HG3	2.43	0.58
2:M:425:GLN:NE2	2:M:430:ARG:HD2	2.19	0.58
2:N:169:ARG:NH2	2:N:427:GLN:NE2	2.52	0.58
1:I:470:LEU:HD13	3:O:24:GLY:HA3	1.85	0.58
1:A:341:LEU:O	1:A:341:LEU:HD23	2.04	0.58
1:A:39:ILE:HD12	1:A:47:ALA:CB	2.34	0.58
1:B:130:ARG:O	1:B:131:GLY:C	2.42	0.58
1:B:253:VAL:HG21	1:B:303:ILE:HA	1.84	0.58
1:B:307:VAL:HG13	1:B:308:THR:N	2.17	0.58
1:B:23:ARG:O	1:B:39:ILE:HG21	2.04	0.58
1:B:42:LEU:HD12	1:B:42:LEU:N	2.18	0.58
1:B:62:GLU:HB3	1:B:63:PRO:CD	2.34	0.58
1:C:262:MET:O	1:C:266:LEU:HG	2.03	0.58
1:C:15:ILE:HG23	1:C:48:PHE:CD2	2.39	0.58
2:D:132:GLN:HA	2:D:139:ASP:OD1	2.03	0.58
2:E:94:ASN:CB	2:E:221:LEU:HB2	2.33	0.58
2:E:92:ARG:O	2:E:99:PRO:HA	2.04	0.58
1:B:348:GLU:OE1	3:G:184:GLU:HG3	2.03	0.58
1:A:274:ASP:HB2	1:A:279:GLY:O	2.04	0.58
1:C:217:PRO:CD	1:C:432:THR:HG22	2.29	0.58
1:A:134:VAL:CG1	1:A:146:LYS:HD3	2.34	0.58
1:K:323:MET:HA	1:K:381:VAL:O	2.04	0.58
1:C:323:MET:HA	1:C:381:VAL:O	2.03	0.58
3:G:45:GLU:HA	3:G:48:GLU:HB2	1.85	0.58
1:A:525:GLU:OE1	1:A:575:LYS:HB2	2.04	0.58
2:D:183:LYS:HB3	2:D:183:LYS:NZ	2.19	0.58
1:I:309:ILE:CD1	1:I:309:ILE:N	2.66	0.58

*Continued on next page...*

*Continued from previous page...*

Atom-1	Atom-2	Interatomic distance (Å)	Clash overlap (Å)
1:J:303:ILE:C	1:J:305:VAL:N	2.56	0.58
1:J:42:LEU:CG	2:M:14:ILE:HD12	2.33	0.58
1:J:42:LEU:H	1:J:42:LEU:HD12	1.68	0.58
1:K:112:ASP:HB3	1:K:115:LYS:HB2	1.86	0.58
1:K:154:ARG:NH1	1:K:154:ARG:CB	2.67	0.58
1:I:41:ARG:HG2	2:L:14:ILE:O	2.03	0.58
2:L:229:ILE:HG23	2:L:230:GLU:N	2.18	0.58
2:M:243:GLU:HG2	2:M:247:PHE:CE1	2.38	0.58
2:M:259:ASP:OD1	2:M:261:THR:HB	2.04	0.58
2:M:38:GLY:HA3	2:M:70:THR:CB	2.33	0.58
2:M:95:GLY:C	2:M:97:GLY:N	2.56	0.58
2:N:271:GLY:H	2:N:284:PRO:HG3	1.68	0.58
2:N:286:TYR:HD1	2:N:286:TYR:H	1.50	0.58
1:A:311:GLU:HG2	1:A:314:ARG:NH1	2.19	0.58
1:A:346:ALA:HA	2:D:272:ALA:HB1	1.85	0.58
1:B:172:VAL:HG23	1:B:173:VAL:N	2.19	0.58
1:C:330:TRP:O	1:C:333:ALA:CB	2.52	0.58
2:D:444:SER:HA	2:D:463:TYR:CZ	2.39	0.58
2:E:127:PRO:CB	2:E:145:VAL:HB	2.33	0.58
2:F:320:ASP:OD1	2:F:323:HIS:N	2.36	0.58
2:F:288:TYR:CB	2:F:328:LEU:HD13	2.33	0.58
1:C:199:LEU:HD11	1:C:369:ILE:N	2.19	0.58
1:C:215:LEU:CD1	1:C:216:PHE:N	2.65	0.58
1:C:216:PHE:HB2	1:C:407:TRP:HE1	1.69	0.58
1:C:417:ARG:HG2	2:E:380:ASP:CB	2.29	0.58
4:H:13:PHE:CB	4:H:20:GLY:H	2.17	0.58
4:P:35:THR:HG23	4:P:38:GLU:OE1	2.02	0.58
2:L:193:ALA:C	2:L:194:MET:HG3	2.24	0.58
1:B:476:LEU:HB2	1:B:481:ARG:CZ	2.33	0.58
1:I:62:GLU:HB3	1:I:63:PRO:CD	2.32	0.58
4:H:79:GLU:HG3	4:H:80:ALA:N	2.18	0.58
1:C:562:TYR:N	1:C:562:TYR:CD1	2.71	0.58
4:P:40:GLY:HA2	4:P:42:TYR:CE2	2.39	0.58
4:P:48:ASP:HB3	4:P:51:LEU:CD2	2.34	0.58
1:I:1:MET:N	1:I:1:MET:SD	2.71	0.58
1:I:310:ALA:CB	1:I:320:VAL:HG11	2.34	0.58
1:I:341:LEU:O	1:I:341:LEU:HD23	2.04	0.58
1:I:394:PRO:O	1:I:398:SER:OG	2.20	0.58
1:I:51:VAL:HG11	1:I:55:THR:CG2	2.34	0.58
1:J:135:LEU:CB	1:J:148:LEU:HA	2.34	0.58
1:J:288:ILE:O	1:J:288:ILE:HG22	2.04	0.58

*Continued on next page...*

*Continued from previous page...*

Atom-1	Atom-2	Interatomic distance (Å)	Clash overlap (Å)
1:J:80:LEU:C	1:J:82:GLY:N	2.57	0.58
1:K:137:THR:CG2	1:K:138:VAL:N	2.66	0.58
2:L:195:GLY:HA2	2:L:224:ALA:HB2	1.84	0.58
2:L:337:ILE:HD13	2:L:358:LEU:N	2.18	0.58
2:M:135:ILE:HG21	2:M:138:ILE:HD13	1.85	0.58
2:M:144:LEU:HD11	2:M:148:GLN:N	2.18	0.58
2:M:258:THR:O	2:M:259:ASP:C	2.42	0.58
2:M:395:LEU:N	2:M:395:LEU:HD12	2.19	0.58
2:N:48:ILE:HD12	2:N:56:VAL:HG12	1.86	0.58
3:O:179:ILE:CG2	3:O:183:LEU:HD11	2.32	0.58
1:A:10:ALA:H	1:A:14:VAL:HG22	1.67	0.58
1:A:252:TYR:O	1:A:288:ILE:N	2.35	0.58
1:A:292:SER:O	1:A:294:MET:N	2.36	0.58
1:A:314:ARG:HH21	1:A:315:ASP:CG	2.06	0.58
1:B:253:VAL:HG21	1:B:302:SER:C	2.25	0.58
1:B:257:GLU:HG2	1:B:326:SER:CB	2.33	0.58
1:B:29:LYS:HA	1:B:35:LEU:O	2.03	0.58
2:D:49:GLU:HB3	2:D:56:VAL:HG23	1.86	0.58
1:C:447:TYR:HB3	1:C:448:PRO:HD3	1.85	0.58
3:G:68:GLN:NE2	3:G:123:THR:N	2.50	0.58
3:G:83:VAL:O	3:G:85:PRO:CD	2.49	0.58
2:L:93:PHE:O	2:L:220:PHE:HA	2.04	0.58
1:C:489:ILE:C	1:C:491:ARG:H	2.06	0.58
2:N:394:LYS:HG3	2:N:395:LEU:N	2.17	0.58
2:E:401:GLU:CD	2:E:401:GLU:N	2.53	0.58
1:I:6:ILE:HB	1:I:61:GLY:CA	2.34	0.58
1:A:522:PHE:O	1:A:526:ALA:N	2.35	0.58
1:A:529:ALA:C	1:A:534:VAL:HB	2.25	0.58
1:A:202:ASN:H	1:A:202:ASN:HD22	1.52	0.58
3:O:150:ILE:HD13	3:O:153:GLU:OE2	2.04	0.57
1:I:386:PRO:HA	1:I:393:GLU:OE1	2.04	0.57
1:I:407:TRP:HD1	1:I:427:SER:HG	1.49	0.57
1:J:124:LYS:HD3	1:J:127:ASP:OD2	2.03	0.57
1:J:156:ARG:O	1:J:175:LEU:HD22	2.04	0.57
1:J:329:ARG:NH1	2:L:331:TYR:O	2.35	0.57
1:J:6:ILE:CD1	1:J:62:GLU:HB2	2.34	0.57
1:K:119:TRP:CD1	1:K:121:PRO:HD3	2.38	0.57
1:K:310:ALA:O	1:K:320:VAL:HG21	2.04	0.57
1:K:422:ILE:CG1	1:K:423:ASN:N	2.66	0.57
2:L:253:VAL:HG23	2:L:308:VAL:HG22	1.84	0.57
2:L:260:MET:HE2	2:L:260:MET:N	2.19	0.57

*Continued on next page...*

*Continued from previous page...*

Atom-1	Atom-2	Interatomic distance (Å)	Clash overlap (Å)
2:L:34:ASP:HA	2:L:44:GLY:HA2	1.85	0.57
2:M:145:VAL:O	2:M:146:ARG:HG2	2.04	0.57
2:M:40:GLY:O	2:M:42:VAL:HG23	2.03	0.57
2:N:185:GLU:HG2	2:N:252:HIS:CD2	2.38	0.57
3:O:9:MET:O	3:O:12:LEU:HD13	2.04	0.57
1:A:341:LEU:HB3	1:A:343:GLU:HG3	1.86	0.57
1:A:322:LEU:O	1:A:380:ILE:HA	2.04	0.57
1:A:515:ILE:O	1:A:517:LYS:N	2.37	0.57
1:B:303:ILE:HG12	1:B:330:TRP:NE1	2.19	0.57
1:B:397:GLN:HG2	1:B:397:GLN:O	2.04	0.57
1:B:72:ALA:HB1	1:B:187:TRP:O	2.03	0.57
1:B:80:LEU:N	1:B:80:LEU:HD23	2.19	0.57
1:C:296:VAL:HG22	1:C:333:ALA:HA	1.85	0.57
1:C:391:MET:C	1:C:393:GLU:N	2.57	0.57
2:D:158:LEU:HB3	2:D:159:PRO:HD2	1.84	0.57
2:E:14:ILE:HG23	2:E:19:LEU:CD2	2.34	0.57
2:E:301:VAL:HB	2:E:304:LYS:HB2	1.86	0.57
2:E:35:ILE:HG23	2:E:71:THR:HG22	1.86	0.57
2:E:425:GLN:NE2	2:E:430:ARG:HD2	2.20	0.57
2:F:133:THR:HG21	2:F:138:ILE:HG21	1.86	0.57
2:F:131:ILE:HD11	2:F:146:ARG:HD3	1.86	0.57
1:C:168:VAL:HA	1:C:183:MET:CG	2.34	0.57
1:C:303:ILE:HG12	1:C:304:TYR:N	2.19	0.57
3:G:50:ARG:O	3:G:54:ASP:CB	2.40	0.57
3:G:18:LEU:C	3:G:22:GLN:HB3	2.22	0.57
2:F:178:SER:HA	2:F:370:LYS:HA	1.86	0.57
2:F:187:PHE:HE1	2:F:254:LEU:HD11	1.68	0.57
3:O:32:ARG:HH11	3:O:157:THR:HB	1.69	0.57
3:O:91:ALA:CB	3:O:104:LEU:HD23	2.34	0.57
1:I:322:LEU:O	1:I:380:ILE:HA	2.04	0.57
1:I:482:LEU:O	1:I:486:VAL:CG2	2.51	0.57
1:J:147:ILE:HG21	1:J:183:MET:HA	1.86	0.57
1:J:393:GLU:C	1:J:397:GLN:HE22	2.07	0.57
1:K:222:GLY:HA3	1:K:431:PHE:CE1	2.39	0.57
2:M:263:TYR:CD2	2:M:267:LEU:HD23	2.39	0.57
2:M:278:PRO:HA	2:M:285:GLY:H	1.68	0.57
2:M:337:ILE:HG12	2:M:357:SER:HB3	1.85	0.57
2:N:135:ILE:HG12	2:N:170:GLN:NE2	2.19	0.57
2:N:27:LEU:HD12	2:N:47:VAL:HG11	1.86	0.57
1:B:24:MET:HG3	2:E:64:THR:HA	1.86	0.57
1:B:354:LEU:O	1:B:356:ALA:N	2.37	0.57

*Continued on next page...*



*Continued from previous page...*

Atom-1	Atom-2	Interatomic distance (Å)	Clash overlap (Å)
2:D:232:ILE:HG12	2:D:266:ALA:HB1	1.86	0.57
2:F:411:TYR:O	2:F:414:PHE:CD1	2.58	0.57
2:F:31:ALA:O	2:F:47:VAL:HG23	2.04	0.57
2:F:19:LEU:CB	2:F:57:ILE:HB	2.29	0.57
1:I:269:PHE:CD1	1:I:272:LEU:HD11	2.39	0.57
4:H:33:LEU:HA	4:H:36:LEU:HD12	1.86	0.57
1:C:511:LYS:HZ3	1:C:552:ARG:HA	1.68	0.57
2:E:106:ILE:CG1	2:E:107:THR:N	2.65	0.57
2:D:136:SER:CA	2:D:435:SER:HB3	2.25	0.57
2:D:199:ARG:C	2:D:199:ARG:HD3	2.23	0.57
1:K:542:LEU:HB3	1:K:544:VAL:CG1	2.34	0.57
2:D:111:ARG:CB	2:D:111:ARG:HH11	2.16	0.57
1:C:21:GLY:HA3	2:F:69:ALA:HB3	1.85	0.57
1:C:521:ALA:HB3	1:C:570:ILE:HG21	1.84	0.57
1:J:302:SER:O	1:J:305:VAL:CB	2.49	0.57
1:J:316:GLN:HB2	1:J:318:PHE:CE1	2.38	0.57
1:J:257:GLU:HG2	1:J:326:SER:OG	2.04	0.57
1:J:323:MET:HG2	1:J:381:VAL:HG11	1.85	0.57
1:J:440:ARG:HG2	1:J:448:PRO:HG2	1.85	0.57
1:J:98:THR:HB	1:J:101:TYR:O	2.04	0.57
1:K:462:ALA:O	1:K:464:LEU:N	2.37	0.57
2:L:48:ILE:N	2:L:56:VAL:O	2.26	0.57
2:L:98:LYS:O	2:L:100:ILE:HG12	2.04	0.57
2:M:15:SER:C	2:M:17:PRO:HD2	2.24	0.57
2:M:22:GLU:C	2:M:24:ALA:H	2.07	0.57
2:M:125:ARG:HB2	2:M:301:VAL:O	2.03	0.57
1:K:229:PRO:HA	2:M:331:TYR:HH	1.69	0.57
2:M:148:GLN:HE21	2:M:361:LEU:H	1.50	0.57
2:M:91:ARG:CB	2:M:93:PHE:CE2	2.88	0.57
2:N:342:GLU:HA	2:N:345:ARG:HE	1.69	0.57
1:A:189:VAL:CG2	1:A:190:ARG:HH11	2.16	0.57
1:A:210:ARG:NH2	1:A:511:LYS:HG2	2.20	0.57
1:A:417:ARG:HG2	2:F:453:ARG:HH21	1.67	0.57
1:A:554:VAL:HB	1:A:559:PHE:HD1	1.70	0.57
1:A:233:GLY:HA3	5:A:600:ADP:C8	2.39	0.57
1:C:15:ILE:HG22	1:C:16:ALA:N	2.19	0.57
1:C:250:VAL:HG23	1:C:284:ARG:HE	1.69	0.57
2:D:324:PRO:O	2:D:328:LEU:HG	2.04	0.57
2:E:115:THR:O	2:E:116:GLY:O	2.22	0.57
2:E:349:TYR:CD2	2:E:426:GLY:HA2	2.39	0.57
2:E:127:PRO:CG	2:E:361:LEU:HD11	2.33	0.57

*Continued on next page...*

*Continued from previous page...*

Atom-1	Atom-2	Interatomic distance (Å)	Clash overlap (Å)
2:F:272:ALA:C	2:F:274:ARG:H	2.07	0.57
1:A:243:LYS:CE	1:A:272:LEU:HD22	2.33	0.57
1:C:154:ARG:CB	1:C:154:ARG:NH1	2.67	0.57
1:C:203:THR:O	1:C:220:MET:CE	2.49	0.57
3:G:28:LEU:O	3:G:31:LYS:HB2	2.03	0.57
1:I:471:VAL:O	2:N:399:ILE:HG21	2.04	0.57
2:N:374:ASP:OD2	2:N:458:HIS:HB3	2.05	0.57
2:N:82:LEU:CD1	2:N:83:GLY:H	2.15	0.57
1:I:202:ASN:HD22	1:I:202:ASN:H	1.52	0.57
1:I:231:GLY:C	5:I:600:ADP:H5'1	2.25	0.57
1:I:233:GLY:HA3	5:I:600:ADP:C8	2.39	0.57
1:I:293:ASN:CB	2:N:293:THR:HA	2.33	0.57
1:I:419:PHE:O	1:I:496:GLN:HA	2.04	0.57
1:J:211:ILE:HG23	1:J:215:LEU:CD2	2.35	0.57
1:J:288:ILE:HD12	1:J:288:ILE:N	2.18	0.57
1:J:30:VAL:HG12	1:J:31:GLY:N	2.17	0.57
1:J:248:ASP:H	1:J:319:SER:HB2	1.69	0.57
1:J:25:TYR:H	1:J:39:ILE:HG22	1.68	0.57
1:K:262:MET:O	1:K:266:LEU:HG	2.04	0.57
1:K:256:GLY:C	1:K:329:ARG:HG3	2.24	0.57
2:M:261:THR:HA	2:M:314:LEU:HD22	1.84	0.57
1:K:259:GLY:CA	2:M:296:GLU:OE1	2.53	0.57
1:B:119:TRP:NE1	1:B:172:VAL:HG12	2.19	0.57
1:B:182:LYS:H	1:B:182:LYS:HE3	1.67	0.57
1:C:260:ASN:CG	2:E:334:GLU:OE2	2.42	0.57
1:C:264:ASP:OD2	2:E:126:LYS:HG2	2.05	0.57
1:C:272:LEU:HB2	1:C:281:LEU:H	1.69	0.57
1:C:328:SER:HB3	1:C:329:ARG:HH12	1.70	0.57
2:D:246:ALA:HA	2:D:251:TYR:N	2.19	0.57
2:E:260:MET:O	2:E:263:TYR:HB3	2.05	0.57
2:E:36:LYS:HB3	2:E:42:VAL:HG22	1.86	0.57
2:F:152:ILE:HD13	2:F:313:ILE:HG23	1.86	0.57
1:C:210:ARG:NE	1:C:494:PHE:O	2.38	0.57
3:G:73:PRO:O	3:G:76:VAL:HG22	2.04	0.57
3:G:154:ILE:HG12	4:H:97:THR:HG23	1.85	0.57
2:M:355:LEU:HB2	2:M:356:PRO:CD	2.20	0.57
1:A:365:ALA:CB	1:A:378:VAL:HG21	2.31	0.57
1:J:557:GLU:N	1:J:557:GLU:CD	2.58	0.57
1:I:31:GLY:N	1:I:63:PRO:HB2	2.19	0.57
3:O:66:LEU:HD22	3:O:66:LEU:N	2.20	0.57
1:J:73:VAL:O	1:J:186:THR:HA	2.05	0.57

*Continued on next page...*

*Continued from previous page...*

Atom-1	Atom-2	Interatomic distance (Å)	Clash overlap (Å)
1:K:130:ARG:NH1	1:K:154:ARG:NH1	2.52	0.57
2:M:144:LEU:HA	2:M:148:GLN:OE1	2.04	0.57
1:J:360:ALA:HB2	2:M:225:ASP:HB3	1.86	0.57
2:M:194:MET:HE2	2:M:231:ARG:HA	1.84	0.57
2:M:331:TYR:H	2:M:331:TYR:HD1	1.52	0.57
2:N:229:ILE:HG13	2:N:233:LEU:HD12	1.86	0.57
2:N:323:HIS:HB3	2:N:326:PRO:HD2	1.86	0.57
2:N:163:ILE:HG12	2:N:350:PRO:HB3	1.86	0.57
1:C:393:GLU:O	1:C:397:GLN:HG3	2.04	0.57
2:D:413:GLN:H	2:D:413:GLN:CD	2.06	0.57
1:C:59:LYS:HE2	2:E:28:ALA:CA	2.34	0.57
2:F:342:GLU:HA	2:F:345:ARG:HE	1.69	0.57
2:F:433:GLU:O	2:F:435:SER:N	2.38	0.57
4:H:44:LEU:HD11	4:H:70:VAL:H	1.69	0.57
1:C:199:LEU:HD12	1:C:369:ILE:N	2.19	0.57
1:C:450:LEU:HB2	1:C:516:MET:HE1	1.85	0.57
3:G:133:TYR:O	3:G:137:LEU:N	2.28	0.57
3:G:67:ALA:C	3:G:70:PHE:HE1	2.07	0.57
1:B:210:ARG:HE	1:B:497:GLN:CB	2.18	0.57
1:I:539:ILE:O	1:I:545:LEU:HD11	2.04	0.57
1:C:410:ASP:CG	1:C:413:LEU:HD13	2.25	0.57
1:C:521:ALA:CB	1:C:570:ILE:HG21	2.34	0.57
4:P:93:LEU:CA	4:P:97:THR:OG1	2.53	0.57
1:I:75:LEU:CD1	1:I:312:TYR:HB2	2.34	0.57
1:J:214:VAL:CA	1:J:215:LEU:HD12	2.35	0.57
2:L:149:LYS:HA	2:L:310:GLN:O	2.04	0.57
1:I:346:ALA:CA	2:L:272:ALA:HB1	2.34	0.57
2:L:323:HIS:O	2:L:326:PRO:CD	2.52	0.57
2:M:119:LEU:HD23	2:M:120:ASN:N	2.19	0.57
2:M:270:ILE:CD1	2:M:270:ILE:H	2.17	0.57
2:N:114:ILE:HG12	2:N:237:MET:SD	2.45	0.57
2:N:268:ARG:CZ	2:N:269:GLU:HG2	2.33	0.57
2:N:60:PHE:HA	2:N:229:ILE:HG12	1.85	0.57
1:A:410:ASP:H	1:A:413:LEU:HD22	1.69	0.57
1:B:290:ASN:HD21	1:B:294:MET:CB	2.17	0.57
1:B:339:SER:C	1:B:341:LEU:H	2.08	0.57
1:B:442:ASN:N	1:B:442:ASN:ND2	2.50	0.57
1:B:454:ILE:HD13	1:B:516:MET:HB2	1.85	0.57
1:B:80:LEU:O	1:B:82:GLY:N	2.38	0.57
1:C:140:GLU:O	1:C:142:GLY:N	2.37	0.57
2:D:132:GLN:CD	2:D:432:ILE:N	2.57	0.57

*Continued on next page...*

*Continued from previous page...*

Atom-1	Atom-2	Interatomic distance (Å)	Clash overlap (Å)
2:D:134:GLY:O	2:D:430:ARG:N	2.32	0.57
2:D:257:LEU:HD12	2:D:312:PRO:CA	2.34	0.57
2:D:462:TYR:CD1	2:D:462:TYR:N	2.73	0.57
2:E:43:ARG:NH2	2:E:64:THR:O	2.38	0.57
2:F:194:MET:HA	2:F:222:ASN:CG	2.25	0.57
1:C:154:ARG:CB	1:C:154:ARG:HH11	2.18	0.57
1:C:354:LEU:HG	1:C:355:ALA:H	1.69	0.57
1:B:522:PHE:HD1	1:B:570:ILE:HG23	1.70	0.57
1:B:21:GLY:O	2:E:67:ASP:HB2	2.04	0.57
1:K:521:ALA:O	1:K:525:GLU:HG2	2.04	0.57
3:O:49:ALA:CB	3:O:139:ARG:HG3	2.35	0.57
1:I:401:ARG:HE	1:I:401:ARG:HA	1.70	0.57
1:I:418:HIS:ND1	1:I:496:GLN:HG3	2.20	0.57
1:I:457:LEU:O	1:I:461:GLU:HB3	2.04	0.57
1:J:111:LEU:N	1:J:111:LEU:CD1	2.55	0.57
1:J:393:GLU:C	1:J:397:GLN:NE2	2.58	0.57
1:J:454:ILE:O	1:J:457:LEU:CD2	2.53	0.57
1:J:76:GLY:HA3	1:J:184:TYR:CB	2.34	0.57
1:K:119:TRP:CZ3	1:K:136:GLY:CA	2.84	0.57
1:K:206:LEU:HD21	1:K:217:PRO:CB	2.35	0.57
1:K:290:ASN:HD22	1:K:294:MET:HG3	1.69	0.57
1:K:354:LEU:C	1:K:356:ALA:H	2.08	0.57
2:L:355:LEU:HA	2:L:383:TYR:OH	2.05	0.57
2:M:193:ALA:O	2:M:222:ASN:CB	2.50	0.57
1:I:263:THR:CG2	2:N:124:ARG:HB3	2.34	0.57
1:A:418:HIS:ND1	1:A:496:GLN:HG3	2.19	0.57
1:B:75:LEU:C	1:B:185:HIS:H	2.07	0.57
1:B:219:ALA:O	1:B:220:MET:HG2	2.03	0.57
1:B:241:LEU:HD22	1:B:245:SER:HB2	1.87	0.57
1:B:354:LEU:O	1:B:358:LEU:HB2	2.04	0.57
2:D:323:HIS:CG	2:D:324:PRO:HD3	2.40	0.57
2:D:372:ARG:NH1	2:D:436:LEU:HD22	2.20	0.57
2:E:145:VAL:O	2:E:146:ARG:HG2	2.05	0.57
2:E:267:LEU:CA	2:E:270:ILE:HD13	2.35	0.57
2:E:295:TYR:CE2	2:E:333:THR:HG22	2.40	0.57
2:E:38:GLY:HA3	2:E:70:THR:OG1	2.05	0.57
2:F:340:SER:CB	2:F:343:LEU:HD11	2.35	0.57
2:F:340:SER:HB2	2:F:353:ASP:OD2	2.04	0.57
2:F:390:VAL:O	2:F:393:ARG:HB2	2.05	0.57
2:F:425:GLN:HA	2:F:428:GLN:NE2	2.19	0.57
2:M:106:ILE:HG13	2:M:107:THR:H	1.70	0.57

*Continued on next page...*

*Continued from previous page...*

Atom-1	Atom-2	Interatomic distance (Å)	Clash overlap (Å)
2:L:223:LYS:HE2	2:L:225:ASP:OD1	2.04	0.57
1:C:541:GLN:O	1:C:543:PRO:CD	2.53	0.57
1:A:91:LEU:HD13	2:F:121:PRO:CG	2.35	0.57
3:G:95:ASN:HD22	3:G:95:ASN:C	2.02	0.57
1:B:336:GLU:HA	2:D:285:GLY:O	2.04	0.57
1:I:522:PHE:O	1:I:526:ALA:N	2.37	0.57
2:N:178:SER:HA	2:N:370:LYS:HA	1.87	0.57
1:A:7:GLN:HG3	1:A:17:LYS:HD3	1.86	0.57
1:A:116:LYS:HG2	1:A:167:THR:HG23	1.87	0.57
2:N:187:PHE:HE1	2:N:254:LEU:HD11	1.70	0.57
2:L:165:ALA:HA	2:L:168:ALA:HB2	1.87	0.57
1:I:292:SER:O	1:I:294:MET:N	2.38	0.57
1:I:2:ILE:HG21	1:I:19:MET:SD	2.45	0.57
1:I:216:PHE:HE1	1:I:427:SER:O	1.88	0.57
1:I:51:VAL:HB	1:I:340:ARG:NH2	2.13	0.57
1:J:21:GLY:HA2	2:M:69:ALA:N	2.19	0.57
1:J:370:THR:HG21	1:J:374:GLU:HB2	1.86	0.57
1:J:4:GLY:N	1:J:64:VAL:O	2.37	0.57
1:J:494:PHE:CZ	1:J:516:MET:HB3	2.39	0.57
1:K:230:PHE:HB2	2:M:330:GLY:HA3	1.86	0.57
1:K:418:HIS:O	1:K:420:PRO:C	2.42	0.57
2:L:354:PRO:HG2	2:L:355:LEU:HD23	1.86	0.57
2:L:386:TYR:HE1	2:L:415:ALA:HA	1.69	0.57
2:L:414:PHE:HZ	2:L:443:LEU:HA	1.69	0.57
2:M:337:ILE:HD13	2:M:337:ILE:C	2.25	0.57
2:M:57:ILE:H	2:M:57:ILE:CD1	2.09	0.57
2:N:31:ALA:O	2:N:47:VAL:HG23	2.05	0.57
2:N:50:VAL:HA	2:N:55:ALA:HB1	1.87	0.57
1:A:480:GLU:CD	1:A:480:GLU:N	2.58	0.57
1:A:515:ILE:HG12	1:A:518:MET:SD	2.45	0.57
1:B:192:ALA:HA	1:B:311:GLU:OE1	2.05	0.57
1:B:451:ARG:HD2	1:B:452:ASP:H	1.69	0.57
1:B:495:LEU:HD23	1:B:495:LEU:C	2.25	0.57
1:C:236:VAL:O	1:C:239:GLN:HB3	2.05	0.57
2:D:253:VAL:HG23	2:D:308:VAL:HG22	1.87	0.57
2:D:399:ILE:HG13	2:D:400:GLY:N	2.20	0.57
2:E:120:ASN:C	2:E:122:VAL:H	2.08	0.57
2:E:202:SER:C	2:E:205:ILE:HG13	2.25	0.57
2:E:232:ILE:H	2:E:232:ILE:HD12	1.70	0.57
2:F:239:LEU:HB2	2:F:297:ARG:NH1	2.19	0.57
2:F:91:ARG:HB2	2:F:93:PHE:CE1	2.39	0.57

*Continued on next page...*

*Continued from previous page...*

Atom-1	Atom-2	Interatomic distance (Å)	Clash overlap (Å)
1:C:206:LEU:HD21	1:C:217:PRO:CB	2.34	0.57
1:C:354:LEU:C	1:C:356:ALA:H	2.07	0.57
1:C:404:GLY:HA3	1:C:431:PHE:CZ	2.40	0.57
2:N:186:PRO:HG2	2:N:251:TYR:HA	1.87	0.57
1:K:476:LEU:HB3	1:K:480:GLU:HB2	1.86	0.57
1:I:27:ILE:N	1:I:71:LEU:CD2	2.67	0.57
1:J:214:VAL:CB	1:J:215:LEU:HD12	2.35	0.57
1:K:143:PHE:O	1:K:145:HIS:N	2.38	0.57
1:K:259:GLY:N	2:M:296:GLU:OE2	2.38	0.57
1:K:481:ARG:HA	1:K:484:ILE:HG13	1.84	0.57
1:K:483:VAL:HG12	1:K:483:VAL:O	2.04	0.57
1:K:489:ILE:HG23	1:K:493:ASP:OD2	2.05	0.57
2:M:341:ARG:O	2:M:345:ARG:HD3	2.04	0.57
2:M:95:GLY:O	2:M:96:ILE:HG22	2.05	0.57
2:N:152:ILE:HG13	2:N:337:ILE:HG21	1.87	0.57
1:A:1:MET:HB3	1:A:67:THR:N	2.19	0.57
1:B:263:THR:HG21	2:D:124:ARG:O	2.05	0.57
1:B:290:ASN:HD22	1:B:294:MET:HG3	1.70	0.57
1:B:292:SER:C	1:B:294:MET:H	2.08	0.57
1:C:260:ASN:HA	1:C:263:THR:OG1	2.04	0.57
2:D:43:ARG:NH1	2:D:65:GLY:HA3	2.20	0.57
2:E:165:ALA:O	2:E:168:ALA:CB	2.53	0.57
2:E:261:THR:HA	2:E:314:LEU:HD22	1.86	0.57
2:E:267:LEU:HA	2:E:270:ILE:HD13	1.87	0.57
2:F:388:ASN:HA	2:F:391:ASP:OD2	2.04	0.57
1:C:182:LYS:HD3	1:C:184:TYR:CE1	2.39	0.57
1:C:84:TYR:C	1:C:85:ASP:OD1	2.43	0.57
2:E:381:GLN:HE22	2:E:451:LEU:HB3	1.69	0.57
3:G:27:LEU:C	3:G:31:LYS:HG3	2.25	0.57
1:J:535:SER:O	1:J:539:ILE:HG13	2.05	0.57
3:G:199:GLY:O	3:G:203:ALA:CB	2.53	0.57
1:I:87:ILE:N	1:I:87:ILE:HD13	2.19	0.57
1:K:550:ARG:HD3	1:K:553:TYR:HB3	1.87	0.57
2:D:391:ASP:C	2:D:393:ARG:H	2.07	0.57
1:I:215:LEU:O	1:I:217:PRO:HD2	2.04	0.57
1:J:130:ARG:O	1:J:131:GLY:C	2.42	0.57
1:J:310:ALA:CA	1:J:313:PHE:HE2	2.18	0.57
1:K:134:VAL:CB	1:K:146:LYS:HE2	2.34	0.57
1:K:515:ILE:CG1	1:K:551:ALA:HB1	2.33	0.57
2:M:14:ILE:HD11	2:M:68:LEU:HG	1.86	0.57
2:M:13:TYR:HB3	2:M:20:PHE:CD1	2.40	0.57

*Continued on next page...*

*Continued from previous page...*

Atom-1	Atom-2	Interatomic distance (Å)	Clash overlap (Å)
2:M:237:MET:O	2:M:241:VAL:HG23	2.05	0.57
2:M:270:ILE:N	2:M:270:ILE:HD12	2.20	0.57
2:M:412:LEU:HD23	2:M:413:GLN:NE2	2.20	0.57
1:A:341:LEU:HD13	1:A:343:GLU:CD	2.25	0.57
1:B:124:LYS:HD3	1:B:127:ASP:OD2	2.05	0.57
1:B:519:ILE:HG12	1:B:548:ILE:HG21	1.86	0.57
1:B:80:LEU:C	1:B:82:GLY:N	2.57	0.57
2:D:446:LEU:HD11	2:D:451:LEU:HG	1.86	0.57
2:E:142:ASN:ND2	2:E:357:SER:HB2	2.20	0.57
2:E:190:VAL:CG1	2:E:218:VAL:HB	2.35	0.57
2:F:388:ASN:HB3	2:F:411:TYR:CE2	2.39	0.57
3:G:8:ARG:CD	3:G:9:MET:N	2.60	0.57
2:E:379:SER:O	2:E:383:TYR:HD1	1.87	0.57
3:G:108:PHE:O	3:G:108:PHE:HD2	1.88	0.57
4:P:66:ARG:HD3	4:P:68:LEU:HD11	1.87	0.57
1:A:7:GLN:HE21	1:A:17:LYS:HD2	1.70	0.57
1:C:562:TYR:HD1	1:C:562:TYR:N	2.02	0.57
1:K:562:TYR:HD1	1:K:562:TYR:N	2.02	0.57
1:I:552:ARG:HG3	1:I:553:TYR:N	2.19	0.57
1:I:525:GLU:OE1	1:I:575:LYS:HB2	2.05	0.57
4:P:7:PRO:HD3	4:P:24:SER:N	2.20	0.56
1:I:28:CYS:CA	1:I:65:VAL:O	2.53	0.56
1:J:235:THR:O	1:J:238:GLN:HG2	2.05	0.56
1:J:255:CYS:O	1:J:256:GLY:C	2.44	0.56
1:J:255:CYS:SG	1:J:330:TRP:HB2	2.45	0.56
1:J:292:SER:O	1:J:294:MET:N	2.38	0.56
1:J:314:ARG:HD2	1:J:315:ASP:N	2.19	0.56
1:J:4:GLY:HA3	1:J:19:MET:CG	2.34	0.56
2:M:277:ILE:CD1	3:O:192:PHE:CD1	2.88	0.56
2:M:18:LEU:CA	2:M:57:ILE:O	2.52	0.56
2:N:213:ALA:C	2:N:215:SER:H	2.08	0.56
2:N:11:ILE:HG12	2:N:68:LEU:O	2.05	0.56
1:A:260:ASN:CG	2:F:149:LYS:HE3	2.25	0.56
1:B:274:ASP:HB2	1:B:281:LEU:CA	2.34	0.56
1:C:15:ILE:HG23	1:C:48:PHE:HD2	1.70	0.56
1:C:235:THR:HA	1:C:325:ASP:OD2	2.04	0.56
1:C:35:LEU:HD22	1:C:105:GLY:CA	2.32	0.56
2:D:222:ASN:ND2	2:D:230:GLU:HG3	2.20	0.56
2:D:392:ILE:O	2:D:412:LEU:HD13	2.04	0.56
2:E:31:ALA:HA	2:E:78:ASP:O	2.04	0.56
2:F:156:SER:O	2:F:341:ARG:NH1	2.37	0.56

*Continued on next page...*

*Continued from previous page...*

Atom-1	Atom-2	Interatomic distance (Å)	Clash overlap (Å)
2:F:256:ILE:HG23	2:F:312:PRO:HA	1.86	0.56
2:F:91:ARG:NH1	2:F:91:ARG:HG3	2.20	0.56
2:F:9:THR:O	2:F:11:ILE:N	2.37	0.56
1:C:123:VAL:HG23	1:C:160:VAL:HG21	1.86	0.56
3:G:64:LEU:CD1	3:G:68:GLN:NE2	2.67	0.56
4:H:27:GLU:OE1	4:H:51:LEU:HA	2.04	0.56
4:P:29:ALA:O	4:P:32:LEU:CG	2.49	0.56
1:J:530:ILE:HD12	1:J:531:LYS:N	2.20	0.56
2:E:436:LEU:HA	2:E:439:ALA:HB2	1.86	0.56
2:F:303:GLY:O	2:F:304:LYS:HD3	2.05	0.56
2:M:32:ILE:HG22	2:M:76:VAL:HB	1.86	0.56
3:O:87:GLU:C	3:O:89:VAL:N	2.57	0.56
4:P:1:MET:SD	4:P:3:VAL:CG1	2.93	0.56
1:I:422:ILE:C	1:I:422:ILE:HD12	2.26	0.56
1:I:460:ARG:HG3	2:L:346:LYS:HE2	1.88	0.56
1:J:241:LEU:HD13	1:J:241:LEU:C	2.25	0.56
1:K:154:ARG:HH11	1:K:154:ARG:CB	2.18	0.56
1:K:256:GLY:O	1:K:329:ARG:HD2	2.05	0.56
1:K:408:ARG:HB3	1:K:427:SER:OG	2.05	0.56
1:K:465:GLN:HA	1:K:468:VAL:HB	1.85	0.56
2:L:135:ILE:CG2	2:L:136:SER:N	2.69	0.56
2:L:253:VAL:HB	2:L:308:VAL:CG1	2.30	0.56
2:N:142:ASN:O	2:N:143:THR:O	2.23	0.56
1:A:354:LEU:O	1:A:358:LEU:CD1	2.53	0.56
1:B:251:VAL:CA	1:B:286:VAL:HG12	2.32	0.56
1:B:248:ASP:H	1:B:319:SER:HB2	1.70	0.56
2:D:11:ILE:HD13	2:D:11:ILE:N	2.12	0.56
2:D:193:ALA:C	2:D:194:MET:HG3	2.25	0.56
2:D:186:PRO:HG3	2:D:251:TYR:HA	1.86	0.56
2:D:96:ILE:HG12	2:D:230:GLU:CB	2.32	0.56
2:E:127:PRO:HG2	2:E:361:LEU:CD1	2.35	0.56
2:E:230:GLU:HA	2:E:233:LEU:CD1	2.35	0.56
2:E:34:ASP:O	2:E:73:VAL:HA	2.04	0.56
2:F:433:GLU:C	2:F:435:SER:N	2.57	0.56
1:A:269:PHE:CD1	1:A:272:LEU:HD11	2.40	0.56
1:C:448:PRO:HA	1:C:451:ARG:NE	2.20	0.56
1:B:470:LEU:HB2	3:G:33:ASP:OD1	2.04	0.56
1:A:135:LEU:HD21	1:A:149:VAL:CG2	2.31	0.56
1:B:476:LEU:HB2	1:B:481:ARG:HH12	1.67	0.56
2:N:86:LYS:HD3	2:N:245:LEU:HD22	1.87	0.56
1:A:530:ILE:HA	1:A:534:VAL:O	2.05	0.56

*Continued on next page...*



*Continued from previous page...*

Atom-1	Atom-2	Interatomic distance (Å)	Clash overlap (Å)
1:A:552:ARG:HG3	1:A:553:TYR:N	2.20	0.56
4:P:13:PHE:CB	4:P:20:GLY:H	2.18	0.56
1:I:301:ALA:O	1:I:305:VAL:HG23	2.05	0.56
1:J:119:TRP:CE3	1:J:136:GLY:HA3	2.40	0.56
1:J:248:ASP:HA	1:J:284:ARG:NH1	2.16	0.56
1:J:81:ASN:ND2	1:J:282:MET:SD	2.79	0.56
1:J:251:VAL:CA	1:J:286:VAL:HG12	2.32	0.56
1:J:287:LEU:N	1:J:287:LEU:HD23	2.21	0.56
1:J:197:ARG:N	1:J:369:ILE:CG2	2.62	0.56
1:K:171:PRO:HB3	1:K:180:GLU:HB3	1.86	0.56
1:K:148:LEU:HD11	1:K:312:TYR:O	2.05	0.56
1:K:95:ARG:C	1:K:95:ARG:HD3	2.26	0.56
2:L:195:GLY:CA	2:L:224:ALA:HB2	2.34	0.56
2:N:219:LEU:HD12	2:N:219:LEU:O	2.05	0.56
2:N:44:GLY:HA3	2:N:60:PHE:HE2	1.70	0.56
3:O:169:ILE:HB	3:O:170:PRO:CD	2.32	0.56
1:J:309:ILE:O	1:J:310:ALA:C	2.43	0.56
1:J:396:THR:C	1:J:398:SER:N	2.58	0.56
1:J:501:HIS:O	1:J:505:ALA:CB	2.42	0.56
1:K:138:VAL:HG21	1:K:147:ILE:HD11	1.87	0.56
1:K:511:LYS:NZ	1:K:552:ARG:HA	2.20	0.56
2:L:338:GLN:CG	2:L:339:LEU:H	2.18	0.56
2:L:48:ILE:HG23	2:L:274:ARG:CZ	2.35	0.56
2:M:220:PHE:HB3	2:M:234:THR:HG21	1.86	0.56
2:M:270:ILE:CD1	2:M:270:ILE:N	2.69	0.56
2:M:271:GLY:HA2	2:M:274:ARG:CB	2.23	0.56
2:N:272:ALA:C	2:N:274:ARG:H	2.07	0.56
2:N:290:ASP:C	2:N:291:LEU:HD23	2.26	0.56
1:I:258:ARG:NH2	2:N:331:TYR:CB	2.67	0.56
3:O:175:GLN:O	3:O:179:ILE:HG12	2.05	0.56
1:A:396:THR:O	1:A:400:LEU:HG	2.05	0.56
1:A:400:LEU:C	1:A:402:ILE:H	2.09	0.56
1:B:6:ILE:HD12	1:B:62:GLU:CA	2.35	0.56
1:C:234:LYS:HD3	1:C:385:SER:OG	2.05	0.56
2:D:154:SER:O	2:D:316:MET:HE1	2.05	0.56
2:D:343:LEU:HB2	2:D:351:PRO:HB2	1.87	0.56
2:F:263:TYR:CZ	2:F:291:LEU:HD21	2.39	0.56
2:F:337:ILE:HD12	2:F:338:GLN:H	1.71	0.56
2:F:63:THR:OG1	2:F:66:LEU:HB2	2.04	0.56
1:A:216:PHE:N	1:A:216:PHE:CD2	2.73	0.56
1:B:168:VAL:CG1	1:B:183:MET:HB2	2.28	0.56

*Continued on next page...*

*Continued from previous page...*

Atom-1	Atom-2	Interatomic distance (Å)	Clash overlap (Å)
1:B:211:ILE:HG23	1:B:215:LEU:CD2	2.35	0.56
1:B:314:ARG:HB2	1:B:320:VAL:CG2	2.36	0.56
1:B:253:VAL:H	1:B:324:ALA:HB2	1.70	0.56
1:B:32:GLU:CA	1:B:63:PRO:HD2	2.35	0.56
1:B:557:GLU:CD	1:B:557:GLU:N	2.58	0.56
1:B:5:VAL:CA	1:B:64:VAL:HG21	2.34	0.56
1:C:16:ALA:HB1	1:C:19:MET:SD	2.45	0.56
1:C:229:PRO:O	1:C:234:LYS:NZ	2.38	0.56
2:E:295:TYR:CA	2:E:310:GLN:HE22	2.18	0.56
2:E:91:ARG:CB	2:E:93:PHE:CE2	2.89	0.56
2:F:239:LEU:HD11	2:F:294:ILE:CG2	2.27	0.56
2:F:263:TYR:HE2	2:F:267:LEU:HD22	1.71	0.56
2:F:408:ASP:O	2:F:411:TYR:HB2	2.04	0.56
1:I:243:LYS:CG	1:I:244:TRP:N	2.68	0.56
1:C:211:ILE:HD13	1:C:495:LEU:CG	2.35	0.56
1:C:124:LYS:H	1:C:127:ASP:CG	2.09	0.56
3:G:169:ILE:HB	3:G:170:PRO:CD	2.26	0.56
4:P:30:GLN:HA	4:P:33:LEU:HG	1.86	0.56
4:P:34:GLU:CG	4:P:35:THR:N	2.68	0.56
2:D:135:ILE:HD11	2:D:167:ILE:HG12	1.86	0.56
1:A:363:GLU:HG3	1:A:363:GLU:O	2.05	0.56
1:J:507:CYS:HB2	1:J:511:LYS:HZ2	1.69	0.56
3:O:95:ASN:C	3:O:95:ASN:HD22	2.05	0.56
1:I:522:PHE:CE1	1:I:542:LEU:HD12	2.32	0.56
1:J:488:ARG:NH2	1:J:489:ILE:CG1	2.66	0.56
1:J:438:TRP:HA	1:J:441:GLU:HB2	1.86	0.56
1:A:74:GLU:CB	1:A:111:LEU:HD11	2.34	0.56
4:P:79:GLU:CG	4:P:80:ALA:N	2.68	0.56
3:O:50:ARG:N	3:O:50:ARG:HD2	2.15	0.56
3:O:81:LEU:O	3:O:84:PRO:CD	2.52	0.56
1:I:218:VAL:O	1:I:435:LEU:HD11	2.06	0.56
1:K:255:CYS:SG	1:K:326:SER:O	2.64	0.56
1:K:296:VAL:HG22	1:K:333:ALA:HA	1.86	0.56
2:L:63:THR:HG23	2:L:64:THR:H	1.70	0.56
2:M:114:ILE:C	2:M:114:ILE:CD1	2.68	0.56
2:M:264:CYS:HA	2:M:267:LEU:CG	2.36	0.56
2:M:392:ILE:O	2:M:396:VAL:HG13	2.04	0.56
2:M:90:GLY:HA3	2:M:214:LEU:O	2.04	0.56
2:N:148:GLN:HG3	2:N:334:GLU:OE1	2.05	0.56
2:N:371:THR:CG2	2:N:372:ARG:H	2.01	0.56
1:B:215:LEU:CB	1:B:216:PHE:CD2	2.83	0.56

*Continued on next page...*

*Continued from previous page...*

Atom-1	Atom-2	Interatomic distance (Å)	Clash overlap (Å)
1:B:230:PHE:CD2	1:B:387:PRO:HG3	2.39	0.56
1:B:393:GLU:C	1:B:397:GLN:HE22	2.08	0.56
1:C:299:ARG:CB	1:C:299:ARG:HH11	2.18	0.56
2:E:61:GLU:O	2:E:62:GLU:C	2.44	0.56
2:F:11:ILE:HG12	2:F:68:LEU:O	2.05	0.56
1:C:199:LEU:CD1	1:C:375:GLU:HG3	2.35	0.56
3:G:119:THR:CG2	3:G:123:THR:OG1	2.53	0.56
3:G:130:PHE:HZ	4:H:15:LEU:HD12	1.70	0.56
2:M:252:HIS:O	2:M:253:VAL:C	2.44	0.56
2:L:93:PHE:HZ	2:L:106:ILE:CG2	2.18	0.56
1:C:342:GLU:O	1:C:342:GLU:HG3	2.05	0.56
2:N:303:GLY:O	2:N:304:LYS:HD3	2.05	0.56
3:O:32:ARG:HG2	3:O:157:THR:HG21	1.88	0.56
1:I:253:VAL:HG21	1:I:302:SER:O	2.04	0.56
1:I:336:GLU:OE1	2:N:286:TYR:N	2.38	0.56
1:J:110:ALA:HB3	1:J:111:LEU:CD1	2.35	0.56
1:J:418:HIS:CD2	1:J:420:PRO:O	2.59	0.56
1:J:448:PRO:CA	1:J:451:ARG:HE	2.19	0.56
1:J:451:ARG:NH1	1:J:452:ASP:HB3	2.19	0.56
1:K:193:ARG:NH1	1:K:193:ARG:HG2	2.20	0.56
1:K:143:PHE:CZ	1:K:284:ARG:HD2	2.41	0.56
1:K:429:SER:OG	1:K:432:THR:HG23	2.04	0.56
2:L:264:CYS:O	2:L:267:LEU:HB3	2.04	0.56
2:L:315:SER:HA	2:L:316:MET:HE1	1.88	0.56
2:L:31:ALA:O	2:L:47:VAL:N	2.27	0.56
2:M:135:ILE:HG22	2:M:138:ILE:HB	1.87	0.56
2:M:142:ASN:ND2	2:M:357:SER:HB2	2.21	0.56
2:M:295:TYR:C	2:M:297:ARG:H	2.09	0.56
2:M:342:GLU:HA	2:M:345:ARG:CZ	2.35	0.56
2:M:388:ASN:O	2:M:392:ILE:HG13	2.05	0.56
2:M:48:ILE:CD1	2:M:48:ILE:N	2.65	0.56
2:N:340:SER:HB3	2:N:343:LEU:HD21	1.88	0.56
1:A:334:LEU:O	1:A:337:ILE:CD1	2.48	0.56
1:B:244:TRP:N	1:B:244:TRP:CE3	2.73	0.56
1:C:338:SER:CB	1:C:351:PRO:HB3	2.35	0.56
1:C:38:GLU:O	1:C:49:VAL:HA	2.05	0.56
2:D:267:LEU:HD21	2:D:284:PRO:CD	2.35	0.56
2:E:230:GLU:HA	2:E:233:LEU:HD12	1.87	0.56
4:P:44:LEU:HD11	4:P:70:VAL:H	1.70	0.56
3:G:114:LEU:C	3:G:114:LEU:HD12	2.26	0.56
3:G:72:GLY:O	3:G:76:VAL:CG1	2.53	0.56

*Continued on next page...*

*Continued from previous page...*

Atom-1	Atom-2	Interatomic distance (Å)	Clash overlap (Å)
3:G:89:VAL:HG21	3:G:104:LEU:HD13	1.87	0.56
2:E:169:ARG:HD2	2:E:211:THR:CB	2.36	0.56
2:L:194:MET:HB2	2:L:262:ASN:HD22	1.70	0.56
4:P:52:LEU:CD2	4:P:58:ALA:HB3	2.35	0.56
2:N:415:ALA:O	2:N:419:GLU:HG2	2.06	0.56
1:I:542:LEU:HB2	1:I:545:LEU:CG	2.35	0.56
1:A:111:LEU:HD12	1:A:111:LEU:H	1.70	0.56
4:H:79:GLU:CG	4:H:80:ALA:N	2.68	0.56
3:O:158:THR:HA	3:O:161:VAL:HG23	1.87	0.56
1:I:193:ARG:HH12	1:I:312:TYR:HD1	1.52	0.56
1:I:236:VAL:HG22	1:I:264:ASP:CG	2.26	0.56
1:J:393:GLU:OE2	1:J:395:VAL:CG1	2.54	0.56
1:J:418:HIS:HD2	1:J:420:PRO:O	1.88	0.56
1:J:5:VAL:O	1:J:16:ALA:HB1	2.06	0.56
1:K:327:THR:HG21	1:K:384:VAL:HG22	1.88	0.56
1:K:420:PRO:HG2	1:K:422:ILE:HG22	1.88	0.56
1:K:423:ASN:OD1	1:K:425:ASN:HB2	2.04	0.56
1:K:85:ASP:CG	1:K:89:ARG:H	2.09	0.56
2:L:117:LEU:HB3	2:L:118:PRO:HD2	1.86	0.56
2:L:372:ARG:NH1	2:L:436:LEU:HD22	2.20	0.56
2:L:96:ILE:HG12	2:L:230:GLU:CB	2.32	0.56
2:M:137:THR:HA	2:M:422:PHE:CZ	2.41	0.56
2:M:169:ARG:HD2	2:M:211:THR:CB	2.36	0.56
1:A:215:LEU:C	1:A:217:PRO:HD3	2.25	0.56
1:A:309:ILE:H	1:A:309:ILE:HD12	1.69	0.56
1:A:422:ILE:C	1:A:422:ILE:HD12	2.25	0.56
1:A:465:GLN:O	1:A:468:VAL:HB	2.05	0.56
1:B:174:VAL:HG22	1:B:180:GLU:CA	2.32	0.56
1:B:559:PHE:N	1:B:560:PRO:CD	2.69	0.56
1:C:258:ARG:NE	1:C:329:ARG:HE	2.04	0.56
1:C:42:LEU:HD13	2:F:68:LEU:HD21	1.87	0.56
2:E:194:MET:HG2	2:E:263:TYR:HB2	1.88	0.56
2:E:214:LEU:HG	2:E:214:LEU:O	2.06	0.56
2:F:160:ALA:O	2:F:164:ALA:HB2	2.06	0.56
2:F:229:ILE:HG13	2:F:233:LEU:HD12	1.87	0.56
4:H:68:LEU:N	4:H:68:LEU:HD12	2.21	0.56
1:C:367:LYS:HE3	1:C:375:GLU:OE1	2.05	0.56
1:C:84:TYR:HH	1:C:111:LEU:HD13	1.69	0.56
1:B:470:LEU:CD1	1:B:471:VAL:N	2.61	0.56
3:G:150:ILE:HD13	3:G:153:GLU:OE2	2.05	0.56
2:L:208:PHE:HA	2:L:213:ALA:CB	2.35	0.56

*Continued on next page...*

*Continued from previous page...*

Atom-1	Atom-2	Interatomic distance (Å)	Clash overlap (Å)
2:D:353:ASP:HB2	2:D:354:PRO:CD	2.36	0.56
1:K:410:ASP:CG	1:K:413:LEU:HD13	2.26	0.56
1:I:112:ASP:O	1:I:168:VAL:HG22	2.05	0.56
1:I:50:GLN:HA	1:I:50:GLN:NE2	2.20	0.56
2:M:84:VAL:HA	2:M:88:MET:SD	2.46	0.56
2:L:156:SER:OG	2:L:156:SER:O	2.21	0.56
1:I:491:ARG:HA	1:I:495:LEU:HB2	1.88	0.56
1:I:488:ARG:O	1:I:491:ARG:HG2	2.06	0.56
1:J:138:VAL:HG21	1:J:183:MET:HE3	1.86	0.56
1:J:323:MET:O	1:J:324:ALA:HB3	2.06	0.56
1:J:216:PHE:HB2	1:J:429:SER:HB3	1.86	0.56
1:K:123:VAL:HG23	1:K:160:VAL:HG21	1.88	0.56
1:K:314:ARG:HG3	1:K:377:ALA:C	2.25	0.56
1:K:447:TYR:HB3	1:K:448:PRO:HD3	1.87	0.56
1:K:86:GLY:O	1:K:87:ILE:HG23	2.04	0.56
2:M:13:TYR:HB3	2:M:20:PHE:HB2	1.87	0.56
2:M:267:LEU:CA	2:M:270:ILE:HD13	2.35	0.56
2:M:239:LEU:CD1	2:M:297:ARG:HD3	2.25	0.56
2:N:114:ILE:HA	2:N:240:THR:OG1	2.06	0.56
2:N:194:MET:HE2	2:N:234:THR:CB	2.36	0.56
1:A:411:ALA:HB1	2:F:321:ARG:HH12	1.70	0.56
1:B:450:LEU:O	1:B:453:ALA:HB3	2.05	0.56
2:E:158:LEU:CD1	2:E:159:PRO:HD2	2.35	0.56
2:E:13:TYR:HB3	2:E:20:PHE:HB2	1.88	0.56
2:E:186:PRO:HG3	2:E:251:TYR:CG	2.40	0.56
5:A:600:ADP:O3'	2:F:360:ARG:CA	2.53	0.56
2:F:41:ARG:NE	2:F:43:ARG:HH22	2.04	0.56
2:F:458:HIS:HA	2:F:461:LYS:CG	2.36	0.56
1:C:319:SER:HA	1:C:377:ALA:O	2.05	0.56
1:C:462:ALA:O	1:C:464:LEU:N	2.38	0.56
3:G:28:LEU:N	3:G:31:LYS:HG3	2.21	0.56
4:H:12:GLY:O	4:H:15:LEU:N	2.39	0.56
4:P:34:GLU:CD	4:P:35:THR:N	2.59	0.56
1:I:134:VAL:CG1	1:I:146:LYS:HD3	2.36	0.56
2:D:204:PHE:O	2:D:206:GLN:N	2.39	0.56
1:J:535:SER:HB2	1:J:538:GLU:HB3	1.87	0.56
1:J:464:LEU:C	1:J:464:LEU:HD23	2.24	0.56
2:D:9:THR:OG1	2:D:10:GLY:N	2.39	0.56
1:A:50:GLN:HA	1:A:50:GLN:NE2	2.21	0.56
3:O:64:LEU:HD13	3:O:68:GLN:NE2	2.20	0.56
1:I:303:ILE:C	1:I:305:VAL:N	2.58	0.56

*Continued on next page...*

*Continued from previous page...*

Atom-1	Atom-2	Interatomic distance (Å)	Clash overlap (Å)
1:I:413:LEU:CB	1:I:421:ALA:HB1	2.26	0.56
1:J:211:ILE:O	1:J:215:LEU:CD1	2.50	0.56
1:J:273:THR:HG22	1:J:273:THR:O	2.06	0.56
1:J:28:CYS:HB2	1:J:37:GLY:C	2.26	0.56
1:K:258:ARG:NE	2:M:288:TYR:CE1	2.74	0.56
1:K:329:ARG:HD2	2:M:288:TYR:OH	2.06	0.56
1:K:258:ARG:NE	1:K:329:ARG:NE	2.53	0.56
1:K:319:SER:CA	1:K:377:ALA:HB3	2.36	0.56
1:K:56:SER:HA	2:M:29:TYR:HE2	1.66	0.56
2:L:158:LEU:HB3	2:L:159:PRO:HD2	1.87	0.56
2:N:320:ASP:OD1	2:N:323:HIS:N	2.39	0.56
2:N:73:VAL:HG12	2:N:74:SER:N	2.20	0.56
3:O:177:ARG:O	3:O:181:GLN:HG3	2.06	0.56
1:A:2:ILE:HA	1:A:3:GLN:OE1	2.06	0.56
1:A:453:ALA:O	1:A:456:GLU:HB3	2.06	0.56
1:B:33:GLU:N	1:B:33:GLU:OE1	2.38	0.56
1:C:290:ASN:HD22	1:C:294:MET:HG3	1.70	0.56
1:C:5:VAL:HB	1:C:61:GLY:O	2.05	0.56
2:D:414:PHE:HZ	2:D:443:LEU:HA	1.71	0.56
2:E:271:GLY:C	2:E:274:ARG:HB3	2.26	0.56
2:E:278:PRO:HA	2:E:285:GLY:H	1.69	0.56
2:E:332:ILE:HG13	2:E:333:THR:N	2.16	0.56
2:F:95:GLY:HA2	2:F:234:THR:OG1	2.06	0.56
2:F:394:LYS:HG3	2:F:395:LEU:N	2.21	0.56
2:F:421:PHE:CD2	2:F:421:PHE:N	2.71	0.56
2:F:27:LEU:HD12	2:F:47:VAL:HG11	1.86	0.56
2:E:386:TYR:HA	2:E:414:PHE:HD1	1.70	0.56
4:H:13:PHE:O	4:H:18:LEU:O	2.23	0.56
4:H:11:GLN:O	4:H:14:ARG:HG2	2.06	0.56
2:M:216:ARG:HG2	2:M:216:ARG:HH11	1.70	0.56
1:A:26:ASP:O	1:A:38:GLU:HA	2.06	0.56
1:B:460:ARG:O	1:B:464:LEU:HB2	2.06	0.56
2:E:176:ASP:N	2:E:176:ASP:OD1	2.39	0.56
4:P:77:LEU:HD13	4:P:77:LEU:N	2.21	0.56
3:O:81:LEU:HD23	3:O:81:LEU:N	2.21	0.56
4:P:1:MET:H1	4:P:42:TYR:HB3	1.66	0.56
1:I:413:LEU:HD23	1:I:422:ILE:N	2.20	0.56
1:I:451:ARG:HA	1:I:516:MET:SD	2.45	0.56
1:I:509:MET:O	1:I:513:TYR:N	2.32	0.56
1:J:26:ASP:HA	1:J:70:PRO:HA	1.88	0.56
1:J:408:ARG:HD3	1:J:426:GLY:HA3	1.88	0.56

*Continued on next page...*

*Continued from previous page...*

Atom-1	Atom-2	Interatomic distance (Å)	Clash overlap (Å)
1:J:424:TRP:CD1	1:J:458:LEU:HD13	2.41	0.56
1:J:78:GLY:O	1:J:79:MET:C	2.44	0.56
1:K:79:MET:O	1:K:286:VAL:CG2	2.54	0.56
1:K:462:ALA:O	1:K:465:GLN:N	2.39	0.56
1:K:6:ILE:HB	1:K:61:GLY:HA2	1.86	0.56
2:L:355:LEU:CD2	2:L:356:PRO:HD3	2.31	0.56
2:L:446:LEU:HD11	2:L:451:LEU:HG	1.88	0.56
5:K:600:ADP:O3'	2:M:360:ARG:HG3	2.06	0.56
2:M:92:ARG:C	2:M:93:PHE:CD2	2.79	0.56
2:N:194:MET:HB3	2:N:231:ARG:HG3	1.88	0.56
1:B:222:GLY:H	1:B:379:THR:HG22	1.69	0.56
1:B:288:ILE:O	1:B:289:ALA:O	2.23	0.56
2:D:339:LEU:HD22	2:D:351:PRO:O	2.06	0.56
2:E:331:TYR:N	2:E:331:TYR:CD1	2.73	0.56
2:E:137:THR:HA	2:E:422:PHE:CZ	2.40	0.56
2:F:328:LEU:HA	2:F:331:TYR:CD1	2.41	0.56
2:F:339:LEU:HD22	2:F:352:ILE:HD12	1.88	0.56
4:H:71:LEU:C	4:H:71:LEU:HD12	2.26	0.56
1:A:243:LYS:CG	1:A:244:TRP:N	2.69	0.56
1:C:301:ALA:HA	1:C:304:TYR:HD2	1.70	0.56
1:C:408:ARG:HG2	1:C:408:ARG:HH11	1.70	0.56
1:C:450:LEU:HD13	1:C:520:LEU:CD1	2.36	0.56
1:J:488:ARG:HH22	1:J:489:ILE:CD1	2.19	0.56
1:I:30:VAL:C	1:I:63:PRO:HB2	2.25	0.56
1:J:564:GLU:O	1:J:568:LYS:HD3	2.06	0.56
3:O:143:THR:O	3:O:146:ARG:HB2	2.06	0.56
1:I:207:THR:CA	1:I:245:SER:HB3	2.32	0.56
1:I:419:PHE:N	1:I:496:GLN:HG2	2.20	0.56
1:I:69:LEU:HB3	1:I:70:PRO:HD2	1.87	0.56
1:J:263:THR:HA	1:J:266:LEU:CD2	2.36	0.56
1:J:6:ILE:H	1:J:61:GLY:HA2	1.69	0.56
1:K:199:LEU:H	1:K:368:VAL:HG12	1.71	0.56
1:K:37:GLY:HA2	1:K:51:VAL:HA	1.88	0.56
2:L:117:LEU:HD22	2:L:118:PRO:HD2	1.87	0.56
2:L:95:GLY:HA3	2:L:222:ASN:HB2	1.87	0.56
2:L:33:VAL:HG12	2:L:76:VAL:N	2.19	0.56
2:M:123:ALA:O	2:M:302:GLU:N	2.32	0.56
2:M:149:LYS:N	2:M:334:GLU:OE1	2.38	0.56
2:M:267:LEU:HA	2:M:270:ILE:HD13	1.87	0.56
2:M:94:ASN:CB	2:M:221:LEU:HB2	2.36	0.56
2:N:153:PHE:CE1	2:N:326:PRO:HB3	2.41	0.56

*Continued on next page...*

*Continued from previous page...*

Atom-1	Atom-2	Interatomic distance (Å)	Clash overlap (Å)
2:N:290:ASP:O	2:N:291:LEU:HD23	2.06	0.56
2:N:263:TYR:CZ	2:N:291:LEU:HD21	2.41	0.56
1:A:419:PHE:N	1:A:496:GLN:HG2	2.21	0.56
1:A:419:PHE:CD2	5:A:600:ADP:C2	2.94	0.56
1:B:227:PRO:HD3	1:B:408:ARG:HA	1.88	0.56
1:A:480:GLU:OE2	2:D:397:ALA:HB2	2.05	0.56
1:C:260:ASN:ND2	2:E:149:LYS:CD	2.68	0.56
2:E:295:TYR:CE2	2:E:332:ILE:HD12	2.38	0.56
2:E:343:LEU:HB2	2:E:351:PRO:CB	2.35	0.56
1:I:240:SER:OG	1:I:244:TRP:CE3	2.54	0.56
1:I:250:VAL:HG23	1:I:284:ARG:NH2	2.20	0.56
1:C:187:TRP:HZ2	1:C:193:ARG:HA	1.71	0.56
4:H:1:MET:HA	4:H:42:TYR:CB	2.36	0.56
1:K:539:ILE:N	1:K:539:ILE:HD12	2.21	0.56
1:A:6:ILE:CG2	1:A:61:GLY:H	2.19	0.56
1:B:552:ARG:HG3	1:B:553:TYR:HD1	1.71	0.56
1:C:2:ILE:HG21	1:C:22:ALA:HB2	1.88	0.56
1:A:440:ARG:HA	1:A:444:ALA:O	2.05	0.56
1:J:8:LYS:HG2	2:L:51:SER:CB	2.36	0.56
1:A:80:LEU:HD23	1:A:80:LEU:N	2.21	0.56
4:P:2:ALA:HB3	4:P:42:TYR:HE1	1.71	0.55
1:I:219:ALA:C	1:I:221:GLY:H	2.09	0.55
1:J:80:LEU:CD2	1:J:80:LEU:H	2.18	0.55
1:K:28:CYS:SG	1:K:39:ILE:HG13	2.46	0.55
1:K:390:ASP:OD1	1:K:390:ASP:N	2.37	0.55
1:K:87:ILE:HD12	1:K:89:ARG:NH2	2.21	0.55
2:L:291:LEU:HD21	2:L:328:LEU:HD13	1.86	0.55
2:L:37:ASP:HB3	2:L:65:GLY:O	2.06	0.55
2:M:338:GLN:HG2	2:M:339:LEU:N	2.21	0.55
2:M:43:ARG:NH2	2:M:64:THR:O	2.39	0.55
2:N:105:PRO:C	2:N:106:ILE:CG2	2.74	0.55
1:A:515:ILE:C	1:A:517:LYS:H	2.08	0.55
1:B:259:GLY:HA2	1:B:291:THR:CG2	2.36	0.55
2:D:358:LEU:HG	2:D:359:SER:N	2.22	0.55
2:E:114:ILE:CD1	2:E:115:THR:N	2.54	0.55
2:E:138:ILE:CG2	2:E:139:ASP:N	2.68	0.55
2:E:163:ILE:CG2	2:E:164:ALA:N	2.69	0.55
2:F:223:LYS:HB2	2:F:226:ASP:OD2	2.05	0.55
2:F:417:ALA:O	2:F:418:PHE:C	2.44	0.55
1:C:418:HIS:HD1	1:C:496:GLN:CD	2.09	0.55
1:B:413:LEU:HD23	1:B:421:ALA:O	2.05	0.55

*Continued on next page...*



*Continued from previous page...*

Atom-1	Atom-2	Interatomic distance (Å)	Clash overlap (Å)
1:B:125:PRO:HG3	1:B:160:VAL:CG2	2.31	0.55
3:O:119:THR:HG21	3:O:123:THR:CB	2.36	0.55
3:O:67:ALA:CB	3:O:122:TYR:CE2	2.81	0.55
1:I:410:ASP:H	1:I:413:LEU:HD22	1.72	0.55
1:I:454:ILE:HD11	1:I:458:LEU:HD21	1.86	0.55
1:I:554:VAL:HB	1:I:559:PHE:HD1	1.70	0.55
1:J:173:VAL:CG1	1:J:174:VAL:H	2.20	0.55
1:J:216:PHE:CB	1:J:429:SER:HB3	2.37	0.55
1:J:311:GLU:OE1	1:J:364:ARG:NH2	2.39	0.55
1:J:75:LEU:HD13	1:J:312:TYR:HD1	1.72	0.55
1:J:81:ASN:HA	1:J:282:MET:HE3	1.86	0.55
1:J:91:LEU:HA	1:J:94:ILE:CD1	2.28	0.55
1:K:202:ASN:HD22	1:K:202:ASN:N	2.03	0.55
1:K:262:MET:HA	1:K:265:VAL:CG2	2.35	0.55
2:L:11:ILE:HD13	2:L:11:ILE:N	2.09	0.55
2:L:32:ILE:H	2:L:32:ILE:HD13	1.71	0.55
2:M:130:PHE:CE1	2:M:143:THR:HB	2.25	0.55
2:M:190:VAL:CG1	2:M:218:VAL:HB	2.36	0.55
2:M:243:GLU:HA	2:M:247:PHE:CE1	2.41	0.55
2:M:293:THR:O	2:M:297:ARG:CD	2.54	0.55
2:N:41:ARG:NE	2:N:43:ARG:HH22	1.99	0.55
1:A:258:ARG:HG2	2:F:332:ILE:CA	2.31	0.55
1:B:42:LEU:HG	1:B:47:ALA:HB2	1.88	0.55
1:B:32:GLU:HA	1:B:63:PRO:CD	2.36	0.55
2:D:48:ILE:HB	2:D:56:VAL:HB	1.88	0.55
2:E:342:GLU:HA	2:E:345:ARG:CZ	2.35	0.55
2:E:348:ILE:O	2:E:351:PRO:HB3	2.05	0.55
1:A:274:ASP:OD2	1:A:281:LEU:HA	2.07	0.55
1:C:222:GLY:HA3	1:C:431:PHE:CE1	2.42	0.55
3:G:112:ALA:O	3:G:113:LEU:CG	2.53	0.55
2:L:219:LEU:CD2	2:L:220:PHE:H	2.19	0.55
2:L:88:MET:HA	2:L:91:ARG:HG2	1.88	0.55
1:C:542:LEU:HB3	1:C:544:VAL:CG1	2.36	0.55
2:F:174:ARG:CD	2:F:176:ASP:OD2	2.54	0.55
1:C:476:LEU:HB3	1:C:480:GLU:HB2	1.87	0.55
3:O:136:ALA:O	3:O:138:ILE:N	2.40	0.55
1:I:199:LEU:HD22	1:I:367:LYS:HE3	1.88	0.55
1:J:211:ILE:HA	1:J:215:LEU:HD11	1.87	0.55
1:J:221:GLY:HA2	1:J:379:THR:HA	1.88	0.55
1:J:228:GLY:HA2	1:J:409:LEU:HD23	1.88	0.55
1:J:448:PRO:HA	1:J:451:ARG:CG	2.36	0.55

*Continued on next page...*

*Continued from previous page...*

Atom-1	Atom-2	Interatomic distance (Å)	Clash overlap (Å)
1:K:258:ARG:HG2	2:M:332:ILE:HG22	1.87	0.55
2:L:147:GLY:H	2:L:309:THR:HG23	1.72	0.55
2:L:294:ILE:C	2:L:296:GLU:H	2.09	0.55
2:M:120:ASN:C	2:M:122:VAL:H	2.10	0.55
2:M:149:LYS:HE3	2:M:334:GLU:CG	2.35	0.55
2:M:14:ILE:HA	2:M:19:LEU:CB	2.36	0.55
2:M:230:GLU:HA	2:M:233:LEU:HD12	1.89	0.55
2:M:295:TYR:CE2	2:M:332:ILE:HD12	2.39	0.55
2:M:425:GLN:CD	2:M:430:ARG:HD2	2.27	0.55
1:A:257:GLU:HA	1:A:257:GLU:OE2	2.06	0.55
1:B:494:PHE:CZ	1:B:516:MET:HB3	2.41	0.55
1:B:6:ILE:HG22	1:B:61:GLY:H	1.69	0.55
1:B:6:ILE:HB	1:B:62:GLU:H	1.71	0.55
2:D:96:ILE:CD1	2:D:230:GLU:HB3	2.36	0.55
2:E:146:ARG:HG3	2:E:146:ARG:O	2.05	0.55
1:C:8:LYS:HB2	2:E:51:SER:CB	2.36	0.55
2:F:114:ILE:O	2:F:236:ARG:O	2.25	0.55
2:F:136:SER:O	2:F:138:ILE:N	2.40	0.55
2:F:163:ILE:CG1	2:F:350:PRO:HB3	2.36	0.55
2:F:194:MET:HB3	2:F:231:ARG:HG3	1.88	0.55
2:F:256:ILE:HD13	2:F:311:ILE:O	2.06	0.55
1:C:362:TYR:O	1:C:365:ALA:HB3	2.06	0.55
2:N:456:LYS:O	2:N:459:ILE:HG22	2.05	0.55
4:P:68:LEU:N	4:P:68:LEU:HD12	2.21	0.55
1:B:210:ARG:H	1:B:497:GLN:NE2	1.99	0.55
1:J:522:PHE:HD1	1:J:570:ILE:HG23	1.70	0.55
2:E:405:THR:O	2:E:408:ASP:OD1	2.24	0.55
1:C:2:ILE:HD12	1:C:2:ILE:N	2.20	0.55
1:I:365:ALA:CB	1:I:378:VAL:HG21	2.33	0.55
1:I:396:THR:O	1:I:400:LEU:HG	2.05	0.55
1:J:251:VAL:O	1:J:252:TYR:HB2	2.06	0.55
1:K:220:MET:CA	1:K:379:THR:HG23	2.23	0.55
2:L:141:MET:HE3	2:L:382:LEU:CG	2.35	0.55
2:L:239:LEU:HD21	2:L:297:ARG:HG3	1.87	0.55
1:J:24:MET:CB	2:M:64:THR:HA	2.34	0.55
2:N:58:GLN:NE2	2:N:229:ILE:HD11	2.21	0.55
2:N:323:HIS:CE1	2:N:324:PRO:HD2	2.41	0.55
1:A:314:ARG:NH2	1:A:315:ASP:OD2	2.39	0.55
1:B:211:ILE:HA	1:B:215:LEU:CD2	2.36	0.55
1:B:258:ARG:HG2	2:D:332:ILE:HA	1.88	0.55
1:B:28:CYS:HB2	1:B:37:GLY:C	2.26	0.55

*Continued on next page...*

*Continued from previous page...*

Atom-1	Atom-2	Interatomic distance (Å)	Clash overlap (Å)
1:B:393:GLU:C	1:B:397:GLN:NE2	2.60	0.55
1:B:393:GLU:OE2	1:B:395:VAL:CG1	2.55	0.55
1:B:434:ALA:C	1:B:437:PRO:HD2	2.26	0.55
1:B:439:TYR:HB3	1:B:448:PRO:HG3	1.88	0.55
2:D:93:PHE:HZ	2:D:106:ILE:CG2	2.19	0.55
2:F:152:ILE:HA	2:F:337:ILE:HG23	1.87	0.55
2:F:392:ILE:CD1	2:F:392:ILE:N	2.70	0.55
2:F:50:VAL:HA	2:F:55:ALA:HB1	1.87	0.55
1:C:134:VAL:CB	1:C:146:LYS:HE2	2.37	0.55
2:M:83:GLY:N	2:M:111:ARG:HG2	2.22	0.55
2:L:189:VAL:O	2:L:217:SER:HB3	2.06	0.55
1:I:125:PRO:HB3	1:I:158:LYS:C	2.27	0.55
2:L:196:ILE:HG21	2:L:204:PHE:CE1	2.41	0.55
1:A:262:MET:CE	1:A:289:ALA:HB1	2.36	0.55
2:F:413:GLN:CA	2:F:413:GLN:HE21	2.20	0.55
3:O:65:LEU:HA	3:O:69:ALA:CB	2.19	0.55
1:I:216:PHE:N	1:I:216:PHE:CD2	2.74	0.55
1:J:138:VAL:HG21	1:J:183:MET:HE1	1.86	0.55
1:J:174:VAL:HG13	1:J:175:LEU:N	2.20	0.55
1:J:336:GLU:OE2	2:L:286:TYR:HA	2.07	0.55
1:K:251:VAL:CG1	1:K:288:ILE:HD12	2.36	0.55
1:K:35:LEU:HB3	1:K:53:GLU:HB2	1.89	0.55
2:L:116:GLY:O	2:L:117:LEU:O	2.25	0.55
2:M:143:THR:HG22	2:M:144:LEU:N	2.18	0.55
2:N:159:PRO:HB2	2:N:163:ILE:HD12	1.87	0.55
2:N:295:TYR:HE1	2:N:312:PRO:HG2	1.72	0.55
1:A:204:PRO:HD2	1:A:438:TRP:CE3	2.42	0.55
1:A:341:LEU:HD22	1:A:343:GLU:HG3	1.89	0.55
1:A:487:GLY:O	1:A:490:ILE:HB	2.07	0.55
1:B:227:PRO:CG	1:B:409:LEU:H	2.20	0.55
1:B:259:GLY:O	1:B:262:MET:HB3	2.06	0.55
1:B:262:MET:O	1:B:262:MET:SD	2.65	0.55
1:B:42:LEU:HA	1:B:47:ALA:HA	1.86	0.55
1:B:509:MET:O	1:B:511:LYS:N	2.40	0.55
2:D:194:MET:HB2	2:D:262:ASN:HD22	1.71	0.55
2:D:219:LEU:CD2	2:D:220:PHE:H	2.18	0.55
1:A:354:LEU:HD22	2:D:268:ARG:NH2	2.21	0.55
1:B:11:GLY:N	2:D:274:ARG:HH21	2.04	0.55
2:D:315:SER:HA	2:D:316:MET:HE1	1.88	0.55
2:E:343:LEU:HB3	2:E:351:PRO:HA	1.89	0.55
2:E:342:GLU:HA	2:E:345:ARG:CD	2.36	0.55

*Continued on next page...*

*Continued from previous page...*

Atom-1	Atom-2	Interatomic distance (Å)	Clash overlap (Å)
2:E:126:LYS:NZ	2:E:364:ASN:HB3	2.22	0.55
2:F:150:LEU:N	2:F:150:LEU:HD12	2.21	0.55
2:F:73:VAL:CG1	2:F:74:SER:N	2.69	0.55
1:C:205:PHE:HD2	1:C:379:THR:HG21	1.66	0.55
3:G:50:ARG:CZ	3:G:137:LEU:HA	2.35	0.55
2:E:399:ILE:HD12	3:G:159:ARG:HD2	1.89	0.55
3:G:164:LEU:O	3:G:169:ILE:N	2.40	0.55
3:G:61:TYR:O	3:G:65:LEU:CD1	2.54	0.55
2:M:186:PRO:HG3	2:M:251:TYR:CG	2.41	0.55
3:G:185:GLN:OE1	3:G:185:GLN:C	2.45	0.55
2:D:196:ILE:HG12	2:D:223:LYS:CG	2.37	0.55
1:J:489:ILE:HG23	1:J:493:ASP:OD1	2.06	0.55
1:A:118:ALA:HA	1:A:165:GLU:HA	1.88	0.55
2:M:436:LEU:HA	2:M:439:ALA:HB2	1.88	0.55
3:O:119:THR:HG21	3:O:123:THR:CG2	2.36	0.55
1:I:206:LEU:HD23	1:I:213:ASP:HB3	1.88	0.55
1:I:480:GLU:N	1:I:480:GLU:CD	2.60	0.55
1:I:53:GLU:HA	1:I:295:PRO:CB	2.23	0.55
1:J:62:GLU:HB3	1:J:63:PRO:CD	2.36	0.55
1:J:75:LEU:C	1:J:185:HIS:H	2.09	0.55
1:K:250:VAL:HB	1:K:285:THR:OG1	2.07	0.55
1:K:29:LYS:HB3	1:K:34:GLY:HA3	1.89	0.55
2:L:135:ILE:CG2	2:L:138:ILE:HG22	2.36	0.55
2:L:339:LEU:HD22	2:L:351:PRO:O	2.06	0.55
2:L:440:TRP:HA	2:L:443:LEU:HD12	1.88	0.55
1:J:430:LEU:HD13	2:M:199:ARG:CD	2.37	0.55
1:I:259:GLY:C	2:N:124:ARG:HH21	2.10	0.55
2:N:194:MET:HE2	2:N:234:THR:CG2	2.37	0.55
1:A:345:PRO:HD2	3:G:197:ILE:CG1	2.36	0.55
1:A:225:ALA:CA	1:A:381:VAL:HG13	2.34	0.55
1:A:494:PHE:HE1	1:A:516:MET:HA	1.72	0.55
1:A:514:GLY:O	1:A:517:LYS:N	2.33	0.55
1:A:494:PHE:CE1	1:A:515:ILE:HG22	2.42	0.55
1:A:53:GLU:HA	1:A:295:PRO:CB	2.23	0.55
1:A:9:ILE:HG13	1:A:60:VAL:HG22	1.89	0.55
1:B:135:LEU:HD13	1:B:147:ILE:HG22	1.87	0.55
1:B:179:THR:CG2	1:B:180:GLU:N	2.67	0.55
1:B:214:VAL:HB	1:B:215:LEU:CD1	2.36	0.55
1:B:260:ASN:O	1:B:264:ASP:OD1	2.25	0.55
1:B:341:LEU:O	1:B:343:GLU:N	2.40	0.55
1:C:235:THR:HB	5:C:600:ADP:PB	2.47	0.55

*Continued on next page...*

*Continued from previous page...*

Atom-1	Atom-2	Interatomic distance (Å)	Clash overlap (Å)
2:D:294:ILE:C	2:D:296:GLU:H	2.10	0.55
2:D:48:ILE:HG23	2:D:274:ARG:CZ	2.37	0.55
2:F:134:GLY:O	2:F:135:ILE:HG12	2.07	0.55
2:F:148:GLN:HG3	2:F:334:GLU:OE1	2.06	0.55
1:C:112:ASP:HB3	1:C:115:LYS:HB2	1.87	0.55
1:C:362:TYR:CD2	1:C:403:VAL:HG12	2.42	0.55
1:C:450:LEU:O	1:C:454:ILE:HG12	2.06	0.55
3:G:143:THR:O	3:G:146:ARG:HB2	2.07	0.55
2:E:83:GLY:N	2:E:111:ARG:HG2	2.22	0.55
1:A:544:VAL:HG21	1:A:569:GLU:HG3	1.89	0.55
1:B:488:ARG:NH2	1:B:489:ILE:CD1	2.70	0.55
1:I:116:LYS:HG2	1:I:167:THR:HG23	1.88	0.55
1:I:168:VAL:HG12	1:I:183:MET:HB2	1.89	0.55
3:O:144:GLU:OE1	4:P:72:LEU:CD1	2.53	0.55
3:O:81:LEU:HD23	4:P:14:ARG:O	2.06	0.55
1:J:475:ALA:HB3	4:P:98:ILE:HB	1.71	0.55
1:I:234:LYS:HD2	5:I:600:ADP:O1B	2.05	0.55
1:I:332:GLU:OE1	2:N:285:GLY:O	2.25	0.55
1:J:253:VAL:H	1:J:324:ALA:HB2	1.71	0.55
1:J:33:GLU:OE1	1:J:33:GLU:N	2.39	0.55
1:J:6:ILE:HD12	1:J:62:GLU:CB	2.37	0.55
1:J:77:PRO:CA	1:J:145:HIS:CE1	2.90	0.55
1:J:78:GLY:C	1:J:80:LEU:HD23	2.27	0.55
1:K:260:ASN:HA	1:K:263:THR:OG1	2.06	0.55
1:K:6:ILE:CG2	1:K:7:GLN:N	2.70	0.55
2:L:338:GLN:CG	2:L:339:LEU:N	2.70	0.55
2:L:350:PRO:O	2:L:352:ILE:HG13	2.07	0.55
2:L:43:ARG:NH1	2:L:65:GLY:HA3	2.21	0.55
1:J:42:LEU:HD13	2:M:14:ILE:HD12	1.89	0.55
2:M:278:PRO:HD2	3:O:192:PHE:HE1	1.72	0.55
2:M:343:LEU:CB	2:M:351:PRO:CA	2.84	0.55
2:M:137:THR:HG22	2:M:352:ILE:HD11	1.88	0.55
1:A:238:GLN:HE22	1:A:325:ASP:HA	1.72	0.55
1:A:515:ILE:HG22	1:A:516:MET:N	2.22	0.55
1:B:248:ASP:HA	1:B:284:ARG:NH1	2.16	0.55
1:B:32:GLU:HA	1:B:63:PRO:HD2	1.88	0.55
2:D:229:ILE:HG23	2:D:230:GLU:N	2.22	0.55
2:E:233:LEU:C	2:E:235:PRO:CD	2.74	0.55
2:E:43:ARG:NH1	2:E:66:LEU:HD11	2.21	0.55
2:E:91:ARG:HA	2:E:91:ARG:HH11	1.72	0.55
2:F:234:THR:N	2:F:235:PRO:CD	2.70	0.55

*Continued on next page...*

*Continued from previous page...*

Atom-1	Atom-2	Interatomic distance (Å)	Clash overlap (Å)
2:F:455:SER:O	2:F:459:ILE:HB	2.07	0.55
4:H:33:LEU:HD23	4:H:33:LEU:N	2.21	0.55
2:E:418:PHE:O	2:E:419:GLU:O	2.24	0.55
2:L:221:LEU:HG	2:L:221:LEU:O	2.06	0.55
1:C:402:ILE:CG2	2:F:197:THR:HG22	2.33	0.55
2:M:23:ASN:H	2:M:25:LYS:CE	2.15	0.55
1:I:111:LEU:HD12	1:I:111:LEU:H	1.72	0.55
3:O:199:GLY:O	3:O:203:ALA:HB2	2.05	0.55
1:I:140:GLU:OE1	1:I:145:HIS:HB2	2.07	0.55
2:N:404:LEU:HD23	2:N:405:THR:H	1.72	0.55
1:B:566:ALA:O	1:B:569:GLU:HB3	2.06	0.55
3:O:153:GLU:HG3	3:O:154:ILE:CD1	2.37	0.55
4:P:10:ALA:O	4:P:13:PHE:HB2	2.07	0.55
1:I:193:ARG:O	1:I:195:VAL:HG13	2.07	0.55
1:I:453:ALA:O	1:I:456:GLU:HB3	2.07	0.55
1:I:476:LEU:HD13	1:I:481:ARG:NE	2.22	0.55
1:J:119:TRP:HE3	1:J:136:GLY:HA3	1.70	0.55
1:J:344:MET:O	1:J:344:MET:SD	2.65	0.55
1:K:123:VAL:C	1:K:160:VAL:HG21	2.27	0.55
1:K:234:LYS:HA	1:K:237:THR:OG1	2.07	0.55
1:K:359:ALA:HB1	1:K:402:ILE:HD12	1.88	0.55
1:K:391:MET:CG	3:O:2:SER:N	2.69	0.55
1:K:507:CYS:SG	1:K:511:LYS:HG2	2.47	0.55
1:K:84:TYR:O	1:K:85:ASP:OD1	2.25	0.55
2:L:329:THR:C	2:L:331:TYR:N	2.58	0.55
2:L:95:GLY:HA3	2:L:230:GLU:OE1	2.07	0.55
2:M:138:ILE:CG2	2:M:139:ASP:N	2.66	0.55
1:J:363:GLU:HG3	2:M:225:ASP:OD2	2.06	0.55
2:M:94:ASN:ND2	2:M:221:LEU:HB2	2.22	0.55
2:N:137:THR:OG1	2:N:138:ILE:HD12	2.06	0.55
1:K:24:MET:CE	2:N:14:ILE:HG22	2.18	0.55
2:N:156:SER:O	2:N:341:ARG:NH1	2.40	0.55
2:N:334:GLU:HA	2:N:360:ARG:CD	2.25	0.55
2:N:44:GLY:HA3	2:N:60:PHE:CE2	2.41	0.55
3:O:28:LEU:N	3:O:31:LYS:HE3	2.22	0.55
1:A:210:ARG:HH21	1:A:511:LYS:HG2	1.72	0.55
1:A:231:GLY:C	5:A:600:ADP:H5 <sup>+</sup> 1	2.27	0.55
1:A:413:LEU:CB	1:A:421:ALA:HB1	2.30	0.55
1:B:227:PRO:HD2	1:B:408:ARG:HA	1.86	0.55
1:B:393:GLU:O	1:B:397:GLN:NE2	2.40	0.55
1:B:37:GLY:CA	1:B:52:TYR:HE1	2.20	0.55

*Continued on next page...*

*Continued from previous page...*

Atom-1	Atom-2	Interatomic distance (Å)	Clash overlap (Å)
1:B:73:VAL:O	1:B:186:THR:HA	2.06	0.55
2:E:133:THR:O	2:E:135:ILE:N	2.34	0.55
2:E:135:ILE:CG1	2:E:167:ILE:HD11	2.35	0.55
2:E:196:ILE:O	2:E:224:ALA:CB	2.54	0.55
2:F:335:GLY:HA3	2:F:359:SER:CA	2.35	0.55
4:H:31:SER:HB2	4:H:32:LEU:HD23	1.88	0.55
1:C:423:ASN:O	1:C:427:SER:OG	2.17	0.55
1:C:550:ARG:HD3	1:C:553:TYR:HB3	1.89	0.55
2:N:381:GLN:HE22	2:N:451:LEU:HA	1.69	0.55
4:H:1:MET:CA	4:H:42:TYR:HB3	2.37	0.55
4:H:49:GLU:HA	4:H:53:PRO:HB2	1.86	0.55
4:H:48:ASP:OD2	4:H:76:GLY:N	2.39	0.55
4:P:34:GLU:HG3	4:P:35:THR:H	1.71	0.55
2:D:196:ILE:HD13	2:D:223:LYS:HA	1.88	0.55
1:C:530:ILE:HG22	1:C:539:ILE:HG12	1.89	0.55
1:C:539:ILE:HG23	1:C:542:LEU:CD1	2.36	0.55
2:N:394:LYS:CG	2:N:395:LEU:H	2.18	0.55
4:H:7:PRO:HD3	4:H:24:SER:N	2.21	0.55
1:I:154:ARG:HG2	1:I:154:ARG:O	2.07	0.55
2:L:120:ASN:OD1	2:L:122:VAL:HG23	2.07	0.55
3:O:67:ALA:HA	3:O:70:PHE:HE1	1.72	0.55
3:O:67:ALA:C	3:O:70:PHE:HE1	2.11	0.55
1:I:189:VAL:CG2	1:I:190:ARG:NH1	2.70	0.55
1:I:439:TYR:HB3	1:I:447:TYR:CD2	2.42	0.55
1:J:219:ALA:HB1	1:J:367:LYS:NZ	2.22	0.55
1:K:187:TRP:HA	1:K:187:TRP:HE3	1.72	0.55
1:K:189:VAL:HB	1:K:304:TYR:CB	2.22	0.55
1:K:262:MET:HE3	1:K:266:LEU:HD11	1.89	0.55
1:K:367:LYS:HE3	1:K:375:GLU:OE1	2.07	0.55
1:K:235:THR:HB	5:K:600:ADP:PB	2.47	0.55
2:L:312:PRO:C	2:L:313:ILE:CG1	2.75	0.55
2:M:220:PHE:CE1	2:M:238:ALA:HA	2.42	0.55
2:M:381:GLN:HE22	2:M:451:LEU:HB3	1.71	0.55
3:O:27:LEU:C	3:O:31:LYS:HG3	2.28	0.55
1:A:27:ILE:CB	1:A:71:LEU:HD22	2.37	0.55
1:A:1:MET:HB2	1:A:65:VAL:HG12	1.89	0.55
1:B:72:ALA:HA	1:B:188:PRO:HA	1.88	0.55
1:B:206:LEU:HD13	1:B:208:GLY:HA2	1.88	0.55
2:D:230:GLU:O	2:D:234:THR:N	2.37	0.55
1:B:329:ARG:NH2	2:D:331:TYR:O	2.39	0.55
2:D:46:GLN:HG2	2:D:47:VAL:N	2.21	0.55

*Continued on next page...*

*Continued from previous page...*

Atom-1	Atom-2	Interatomic distance (Å)	Clash overlap (Å)
2:D:63:THR:HG23	2:D:64:THR:H	1.70	0.55
2:E:190:VAL:HB	2:E:255:VAL:HG13	1.89	0.55
2:E:40:GLY:O	2:E:42:VAL:HG23	2.07	0.55
2:E:50:VAL:O	2:E:50:VAL:HG12	2.07	0.55
2:F:219:LEU:HD12	2:F:219:LEU:O	2.07	0.55
1:A:243:LYS:HG3	1:A:244:TRP:N	2.22	0.55
1:C:206:LEU:HD21	1:C:217:PRO:HB3	1.89	0.55
3:G:169:ILE:CB	3:G:170:PRO:HD3	2.27	0.55
2:D:353:ASP:OD1	2:D:356:PRO:CB	2.52	0.55
2:D:354:PRO:HG2	2:D:355:LEU:HD23	1.87	0.55
1:A:263:THR:HA	1:A:266:LEU:HG	1.89	0.55
2:E:23:ASN:H	2:E:25:LYS:CE	2.19	0.55
1:J:141:PHE:HD1	1:J:141:PHE:H	1.55	0.55
1:I:263:THR:HG21	2:N:125:ARG:N	2.21	0.55
1:I:235:THR:HA	1:I:325:ASP:OD2	2.07	0.55
1:I:352:PRO:O	1:I:354:LEU:N	2.36	0.55
1:I:405:ALA:HB1	1:I:407:TRP:CZ2	2.42	0.55
1:I:458:LEU:HD23	1:I:458:LEU:N	2.21	0.55
5:I:600:ADP:H5'2	2:N:360:ARG:HE	1.70	0.55
1:J:102:ILE:HB	2:L:118:PRO:O	2.07	0.55
1:J:198:LYS:C	1:J:199:LEU:HG	2.28	0.55
1:J:332:GLU:OE2	1:J:335:ARG:NH2	2.40	0.55
1:J:42:LEU:HG	1:J:47:ALA:HB2	1.88	0.55
1:K:171:PRO:CB	1:K:180:GLU:HB3	2.37	0.55
1:K:75:LEU:O	1:K:184:TYR:HA	2.07	0.55
2:M:271:GLY:O	2:M:272:ALA:O	2.25	0.55
2:M:290:ASP:O	2:M:294:ILE:CD1	2.53	0.55
2:M:348:ILE:O	2:M:351:PRO:HB3	2.07	0.55
2:M:126:LYS:NZ	2:M:364:ASN:HB3	2.22	0.55
2:M:36:LYS:HB3	2:M:42:VAL:HG22	1.89	0.55
2:M:36:LYS:O	2:M:38:GLY:N	2.41	0.55
2:M:47:VAL:HG12	2:M:50:VAL:CG2	2.35	0.55
2:N:147:GLY:CA	2:N:299:GLY:HA2	2.37	0.55
2:N:433:GLU:C	2:N:435:SER:N	2.60	0.55
3:O:14:ARG:HB3	3:O:175:GLN:OE1	2.06	0.55
1:A:490:ILE:C	1:A:494:PHE:HB3	2.27	0.55
1:B:119:TRP:CE3	1:B:136:GLY:HA3	2.42	0.55
1:B:72:ALA:HB2	1:B:188:PRO:CA	2.37	0.55
1:B:258:ARG:HD3	2:D:332:ILE:O	2.07	0.55
1:B:323:MET:O	1:B:324:ALA:HB3	2.07	0.55
1:B:447:TYR:CD1	1:B:447:TYR:C	2.79	0.55

*Continued on next page...*



*Continued from previous page...*

Atom-1	Atom-2	Interatomic distance (Å)	Clash overlap (Å)
1:B:512:ALA:O	1:B:515:ILE:HB	2.06	0.55
1:C:226:ILE:O	1:C:384:VAL:O	2.25	0.55
1:C:6:ILE:HB	1:C:61:GLY:H	1.68	0.55
1:C:76:GLY:O	1:C:79:MET:CE	2.55	0.55
2:E:158:LEU:HD11	2:E:341:ARG:CZ	2.36	0.55
2:E:190:VAL:HG13	2:E:218:VAL:O	2.07	0.55
2:E:227:PRO:O	2:E:230:GLU:N	2.38	0.55
2:E:192:ALA:O	2:E:257:LEU:HG	2.07	0.55
2:F:11:ILE:HD12	2:F:11:ILE:O	2.05	0.55
2:F:136:SER:OG	2:F:430:ARG:CZ	2.55	0.55
1:C:41:ARG:NH1	2:F:13:TYR:OH	2.40	0.55
1:I:243:LYS:HG3	1:I:244:TRP:N	2.22	0.55
1:C:123:VAL:C	1:C:160:VAL:HG21	2.27	0.55
1:C:182:LYS:HB2	1:C:184:TYR:CE1	2.42	0.55
2:E:412:LEU:HG	2:E:413:GLN:N	2.22	0.55
3:G:60:ALA:HB3	3:G:129:ALA:CB	2.29	0.55
3:G:76:VAL:HB	4:H:15:LEU:CD2	2.37	0.55
2:L:219:LEU:O	2:L:220:PHE:CD2	2.60	0.55
3:G:4:VAL:HG22	3:G:5:SER:OG	2.07	0.55
1:A:367:LYS:H	1:A:378:VAL:N	2.01	0.55
1:A:112:ASP:O	1:A:168:VAL:HG22	2.06	0.55
3:O:83:VAL:O	3:O:85:PRO:CD	2.54	0.54
4:P:11:GLN:O	4:P:15:LEU:HG	2.07	0.54
4:P:3:VAL:CB	4:P:45:VAL:HG13	2.36	0.54
1:I:210:ARG:HH21	1:I:511:LYS:HG2	1.71	0.54
1:J:292:SER:O	1:J:299:ARG:NH1	2.34	0.54
1:J:439:TYR:HB3	1:J:448:PRO:HG3	1.88	0.54
1:K:137:THR:HG21	1:K:144:THR:HG23	1.89	0.54
1:K:138:VAL:O	1:K:145:HIS:HB3	2.07	0.54
1:K:16:ALA:HB1	1:K:19:MET:SD	2.47	0.54
1:K:187:TRP:HA	1:K:187:TRP:CE3	2.42	0.54
1:K:269:PHE:N	1:K:270:PRO:CD	2.69	0.54
1:K:344:MET:HG3	2:N:272:ALA:O	2.07	0.54
1:K:224:ALA:HB3	1:K:407:TRP:CZ3	2.41	0.54
1:K:450:LEU:HD13	1:K:520:LEU:CD1	2.38	0.54
1:I:359:ALA:HB3	2:L:224:ALA:O	2.06	0.54
2:L:186:PRO:HG3	2:L:251:TYR:HA	1.89	0.54
2:L:358:LEU:HG	2:L:359:SER:N	2.22	0.54
2:M:14:ILE:HG23	2:M:19:LEU:CD2	2.38	0.54
2:M:92:ARG:O	2:M:101:ASP:OD2	2.26	0.54
1:A:206:LEU:HD23	1:A:213:ASP:HB3	1.89	0.54

*Continued on next page...*

*Continued from previous page...*

Atom-1	Atom-2	Interatomic distance (Å)	Clash overlap (Å)
1:A:423:ASN:O	1:A:427:SER:HB2	2.07	0.54
1:B:117:TRP:CD1	1:B:168:VAL:HG22	2.41	0.54
1:B:193:ARG:HG3	1:B:311:GLU:HB2	1.89	0.54
1:B:32:GLU:OE2	1:B:62:GLU:HG2	2.06	0.54
1:C:262:MET:CE	1:C:266:LEU:HD11	2.37	0.54
1:C:250:VAL:HB	1:C:285:THR:HG23	1.89	0.54
2:D:124:ARG:NH2	2:D:296:GLU:OE1	2.40	0.54
1:C:95:ARG:HG3	2:E:122:VAL:CG1	2.36	0.54
2:F:196:ILE:HD11	2:F:201:LEU:HD12	1.87	0.54
2:F:87:GLU:C	2:F:87:GLU:CD	2.66	0.54
3:G:14:ARG:HB3	3:G:175:GLN:OE1	2.06	0.54
4:H:70:VAL:HG12	4:H:71:LEU:H	1.71	0.54
1:C:77:PRO:HG3	1:C:145:HIS:CD2	2.42	0.54
1:C:497:GLN:OE1	1:C:504:ASP:OD1	2.24	0.54
1:I:338:SER:O	1:I:342:GLU:N	2.41	0.54
2:L:226:ASP:CB	2:L:227:PRO:HD2	2.38	0.54
4:P:10:ALA:O	4:P:13:PHE:N	2.39	0.54
1:I:454:ILE:HD13	1:I:454:ILE:O	2.07	0.54
1:I:490:ILE:HA	1:I:494:PHE:HB3	1.88	0.54
1:J:362:TYR:O	1:J:364:ARG:N	2.40	0.54
1:K:272:LEU:O	1:K:280:PRO:CA	2.47	0.54
1:K:338:SER:CB	1:K:351:PRO:HB3	2.37	0.54
2:L:339:LEU:CD2	2:L:352:ILE:HG23	2.37	0.54
2:L:350:PRO:HD2	2:L:425:GLN:HG2	1.89	0.54
2:L:143:THR:CA	2:L:362:MET:HG3	2.37	0.54
2:L:136:SER:CA	2:L:435:SER:HB3	2.25	0.54
2:M:144:LEU:CG	2:M:146:ARG:H	2.02	0.54
2:M:190:VAL:HG13	2:M:218:VAL:O	2.08	0.54
2:M:314:LEU:C	2:M:314:LEU:CD1	2.76	0.54
2:M:260:MET:C	2:M:314:LEU:HD22	2.28	0.54
2:N:91:ARG:HG3	2:N:91:ARG:NH1	2.21	0.54
1:A:300:GLU:O	1:A:303:ILE:CG1	2.55	0.54
1:B:435:LEU:HD23	1:B:435:LEU:N	2.21	0.54
1:A:354:LEU:HD13	2:D:268:ARG:HD2	1.89	0.54
2:D:433:GLU:O	2:D:437:GLN:HG3	2.08	0.54
2:E:148:GLN:C	2:E:309:THR:HG21	2.28	0.54
2:E:92:ARG:O	2:E:101:ASP:OD2	2.25	0.54
4:H:94:VAL:C	4:H:96:LYS:H	2.11	0.54
4:H:94:VAL:HA	4:H:98:ILE:O	2.07	0.54
2:D:90:GLY:HA2	2:D:214:LEU:HD12	1.89	0.54
1:A:119:TRP:CE2	1:A:172:VAL:HB	2.42	0.54

*Continued on next page...*

*Continued from previous page...*

Atom-1	Atom-2	Interatomic distance (Å)	Clash overlap (Å)
2:M:87:GLU:HB2	2:M:106:ILE:HD13	1.89	0.54
1:C:489:ILE:HG23	1:C:493:ASP:OD2	2.07	0.54
1:J:476:LEU:HB2	1:J:481:ARG:CZ	2.38	0.54
2:N:174:ARG:CD	2:N:176:ASP:OD2	2.55	0.54
1:J:442:ASN:ND2	1:J:442:ASN:N	2.47	0.54
1:C:419:PHE:HD2	1:C:498:ASN:HA	1.72	0.54
2:D:130:PHE:HZ	2:D:177:LEU:HB2	1.71	0.54
1:I:11:GLY:CA	2:N:49:GLU:HG3	2.37	0.54
1:I:260:ASN:HB3	2:N:334:GLU:HG3	1.84	0.54
1:I:29:LYS:N	1:I:65:VAL:O	2.40	0.54
1:J:457:LEU:O	1:J:461:GLU:CG	2.55	0.54
1:J:81:ASN:HA	1:J:282:MET:SD	2.47	0.54
1:K:133:MET:HG2	1:K:134:VAL:N	2.21	0.54
1:K:342:GLU:HG3	1:K:342:GLU:O	2.08	0.54
1:K:354:LEU:HG	1:K:355:ALA:N	2.22	0.54
1:K:231:GLY:HA2	5:K:600:ADP:O3B	2.08	0.54
1:K:5:VAL:HB	1:K:61:GLY:O	2.06	0.54
2:L:184:GLU:O	2:L:186:PRO:HD3	2.06	0.54
2:L:232:ILE:HG12	2:L:266:ALA:HB1	1.88	0.54
2:L:11:ILE:HG23	2:L:71:THR:OG1	2.08	0.54
2:M:163:ILE:CG2	2:M:164:ALA:N	2.69	0.54
2:M:150:LEU:HD21	2:M:337:ILE:H	1.73	0.54
2:N:194:MET:HE1	2:N:235:PRO:HG3	1.88	0.54
2:N:135:ILE:HG23	2:N:430:ARG:HD3	1.90	0.54
2:N:9:THR:O	2:N:11:ILE:N	2.40	0.54
3:O:197:ILE:CD1	3:O:201:ILE:HD13	2.38	0.54
1:A:236:VAL:HG22	1:A:264:ASP:CG	2.27	0.54
1:B:197:ARG:H	1:B:369:ILE:HG22	1.70	0.54
1:C:69:LEU:HD12	1:C:70:PRO:CD	2.31	0.54
2:D:195:GLY:CA	2:D:224:ALA:HB2	2.37	0.54
2:D:242:ALA:O	2:D:245:LEU:HB2	2.07	0.54
2:E:36:LYS:O	2:E:38:GLY:N	2.40	0.54
2:F:150:LEU:C	2:F:311:ILE:HG23	2.28	0.54
4:H:34:GLU:CD	4:H:35:THR:N	2.60	0.54
1:C:171:PRO:HB3	1:C:180:GLU:HB3	1.90	0.54
1:C:149:VAL:HG13	1:C:181:LEU:HD13	1.90	0.54
3:G:119:THR:HG21	3:G:123:THR:CB	2.38	0.54
4:H:13:PHE:O	4:H:16:ALA:O	2.26	0.54
2:F:125:ARG:CG	2:F:126:LYS:N	2.68	0.54
1:B:552:ARG:HG3	1:B:553:TYR:H	1.71	0.54
1:K:550:ARG:HE	2:M:456:LYS:HE2	1.73	0.54

*Continued on next page...*

*Continued from previous page...*

Atom-1	Atom-2	Interatomic distance (Å)	Clash overlap (Å)
1:A:338:SER:O	1:A:342:GLU:N	2.40	0.54
3:O:110:ASP:CG	3:O:111:GLY:H	2.10	0.54
1:J:398:SER:O	1:J:401:ARG:CB	2.51	0.54
1:J:210:ARG:HE	1:J:497:GLN:CB	2.19	0.54
1:J:6:ILE:N	1:J:64:VAL:CG2	2.69	0.54
1:K:2:ILE:HD12	1:K:2:ILE:N	2.22	0.54
1:K:448:PRO:HA	1:K:451:ARG:NE	2.23	0.54
2:L:342:GLU:HA	2:L:345:ARG:HD3	1.88	0.54
2:L:414:PHE:CE1	2:L:442:LEU:HD13	2.42	0.54
2:L:28:ALA:H	2:L:47:VAL:HG11	1.73	0.54
2:M:161:ASN:HA	2:M:204:PHE:HZ	1.72	0.54
2:M:18:LEU:HB3	2:M:57:ILE:O	2.07	0.54
2:M:193:ALA:HB3	2:M:221:LEU:C	2.27	0.54
2:M:240:THR:O	2:M:243:GLU:N	2.41	0.54
2:N:36:LYS:NZ	2:N:40:GLY:HA2	2.22	0.54
2:N:62:GLU:O	2:N:64:THR:N	2.40	0.54
1:A:315:ASP:C	1:A:317:GLY:N	2.61	0.54
1:A:454:ILE:CG2	1:A:455:SER:N	2.71	0.54
1:A:69:LEU:HB3	1:A:70:PRO:HD2	1.90	0.54
1:B:173:VAL:HG12	1:B:174:VAL:N	2.22	0.54
1:B:76:GLY:HA3	1:B:184:TYR:CB	2.36	0.54
2:D:432:ILE:HD13	2:D:432:ILE:C	2.28	0.54
2:E:18:LEU:HD12	2:E:18:LEU:N	2.22	0.54
2:E:247:PHE:CD2	2:E:247:PHE:N	2.70	0.54
2:E:378:VAL:HG22	2:E:440:TRP:CZ2	2.42	0.54
4:H:66:ARG:HG2	4:H:67:ASP:N	2.21	0.54
1:C:216:PHE:HB2	1:C:407:TRP:NE1	2.23	0.54
1:C:501:HIS:NE2	1:C:553:TYR:CE2	2.75	0.54
2:D:89:LEU:O	2:D:216:ARG:N	2.41	0.54
1:A:131:GLY:HA2	1:A:149:VAL:O	2.07	0.54
2:L:199:ARG:HD3	2:L:200:GLU:N	2.21	0.54
1:A:219:ALA:C	1:A:221:GLY:H	2.09	0.54
1:I:6:ILE:CG2	1:I:61:GLY:N	2.70	0.54
1:B:8:LYS:HE2	2:D:51:SER:HB2	1.88	0.54
2:F:90:GLY:N	2:F:217:SER:O	2.39	0.54
3:O:49:ALA:HB3	3:O:139:ARG:HG3	1.89	0.54
1:J:244:TRP:N	1:J:244:TRP:CE3	2.75	0.54
1:J:451:ARG:HD2	1:J:452:ASP:H	1.71	0.54
1:K:314:ARG:NH2	1:K:315:ASP:OD2	2.41	0.54
1:K:489:ILE:C	1:K:491:ARG:N	2.59	0.54
1:K:26:ASP:OD1	1:K:69:LEU:CA	2.55	0.54

*Continued on next page...*

*Continued from previous page...*

Atom-1	Atom-2	Interatomic distance (Å)	Clash overlap (Å)
2:L:410:ARG:C	2:L:412:LEU:H	2.10	0.54
2:L:132:GLN:CD	2:L:432:ILE:N	2.60	0.54
2:M:196:ILE:HD13	2:M:201:LEU:HD23	1.89	0.54
2:M:340:SER:O	2:M:342:GLU:N	2.41	0.54
2:M:417:ALA:HB1	2:M:442:LEU:HD22	1.88	0.54
1:A:352:PRO:HG2	1:A:353:TYR:CD2	2.43	0.54
1:A:28:CYS:CA	1:A:65:VAL:O	2.55	0.54
1:B:174:VAL:HG13	1:B:175:LEU:N	2.23	0.54
1:B:219:ALA:H	1:B:435:LEU:HD11	1.72	0.54
1:B:232:SER:OG	1:B:234:LYS:HD2	2.08	0.54
1:B:551:ALA:O	1:B:554:VAL:HB	2.08	0.54
1:C:13:ALA:CA	1:C:50:GLN:HE22	1.98	0.54
2:D:222:ASN:HD22	2:D:230:GLU:HG3	1.72	0.54
2:E:193:ALA:O	2:E:222:ASN:CB	2.52	0.54
1:B:198:LYS:HD2	2:E:198:GLN:OE1	2.07	0.54
2:F:131:ILE:HG23	2:F:173:VAL:N	2.22	0.54
2:F:394:LYS:CG	2:F:395:LEU:H	2.20	0.54
2:F:416:ASP:O	2:F:420:ARG:CB	2.56	0.54
2:F:426:GLY:C	2:F:428:GLN:N	2.60	0.54
1:C:137:THR:CG2	1:C:138:VAL:N	2.71	0.54
1:C:361:PHE:CZ	1:C:380:ILE:CG2	2.90	0.54
1:C:504:ASP:O	1:C:506:TYR:N	2.41	0.54
1:I:157:VAL:HG13	1:I:174:VAL:O	2.08	0.54
2:L:93:PHE:CB	2:L:97:GLY:HA2	2.37	0.54
2:D:199:ARG:HD3	2:D:200:GLU:N	2.22	0.54
1:A:522:PHE:CE1	1:A:542:LEU:HD12	2.35	0.54
1:A:154:ARG:HG2	1:A:154:ARG:O	2.07	0.54
1:A:38:GLU:O	1:A:50:GLN:HB3	2.08	0.54
3:O:89:VAL:CG2	3:O:104:LEU:HD13	2.36	0.54
3:O:133:TYR:O	3:O:137:LEU:N	2.32	0.54
1:I:439:TYR:HB3	1:I:447:TYR:HD2	1.73	0.54
1:I:448:PRO:HA	1:I:451:ARG:CG	2.38	0.54
1:J:362:TYR:N	1:J:362:TYR:HD2	2.06	0.54
1:J:75:LEU:O	1:J:185:HIS:N	2.37	0.54
1:K:269:PHE:HB2	1:K:270:PRO:HD3	1.90	0.54
1:K:325:ASP:O	1:K:326:SER:C	2.45	0.54
2:L:274:ARG:O	2:L:275:GLU:CB	2.55	0.54
2:L:152:ILE:CG1	2:L:313:ILE:HG12	2.38	0.54
2:M:120:ASN:OD1	2:M:122:VAL:HB	2.08	0.54
2:M:144:LEU:CD1	2:M:145:VAL:N	2.69	0.54
2:M:378:VAL:HG12	2:M:382:LEU:CD2	2.38	0.54

*Continued on next page...*

*Continued from previous page...*

Atom-1	Atom-2	Interatomic distance (Å)	Clash overlap (Å)
2:M:70:THR:C	2:M:71:THR:OG1	2.45	0.54
3:O:163:ALA:O	3:O:164:LEU:C	2.44	0.54
1:A:310:ALA:HB2	1:A:322:LEU:HD12	1.90	0.54
1:A:329:ARG:HG3	2:F:288:TYR:CZ	2.42	0.54
1:A:358:LEU:CD2	1:A:398:SER:O	2.45	0.54
1:A:419:PHE:H	1:A:496:GLN:CG	2.19	0.54
1:B:172:VAL:HG23	1:B:173:VAL:H	1.73	0.54
1:B:255:CYS:SG	1:B:330:TRP:HB2	2.48	0.54
1:B:362:TYR:CD2	1:B:362:TYR:N	2.76	0.54
1:B:77:PRO:HG3	1:B:183:MET:HE3	1.89	0.54
1:C:272:LEU:O	1:C:280:PRO:CA	2.47	0.54
1:C:56:SER:HA	2:E:29:TYR:HE2	1.70	0.54
2:D:314:LEU:HD21	2:D:325:ILE:O	2.07	0.54
2:D:446:LEU:HD11	2:D:451:LEU:CD2	2.38	0.54
2:E:125:ARG:HB2	2:E:301:VAL:O	2.08	0.54
2:E:18:LEU:HD21	2:E:48:ILE:HD11	1.88	0.54
2:E:60:PHE:HB3	2:E:61:GLU:HG3	1.90	0.54
2:F:295:TYR:HE1	2:F:312:PRO:HG2	1.71	0.54
2:F:142:ASN:HA	2:F:362:MET:HG3	1.89	0.54
2:F:420:ARG:CG	2:F:420:ARG:HH11	2.13	0.54
2:F:456:LYS:O	2:F:459:ILE:HG22	2.06	0.54
1:C:133:MET:HG2	1:C:134:VAL:N	2.19	0.54
1:C:132:GLY:CA	1:C:151:PRO:HG3	2.28	0.54
1:C:202:ASN:N	1:C:202:ASN:HD22	2.04	0.54
1:C:224:ALA:HB3	1:C:407:TRP:CH2	2.42	0.54
3:G:168:VAL:O	3:G:169:ILE:C	2.46	0.54
3:G:87:GLU:HA	3:G:89:VAL:CG1	2.28	0.54
2:D:208:PHE:HE2	2:D:217:SER:HB2	1.73	0.54
1:A:150:PRO:HB2	1:A:153:VAL:CG2	2.37	0.54
2:M:372:ARG:HH12	2:M:437:GLN:CA	2.20	0.54
2:L:226:ASP:HB3	2:L:227:PRO:HD2	1.90	0.54
2:D:226:ASP:CB	2:D:227:PRO:HD2	2.37	0.54
3:O:150:ILE:HA	3:O:153:GLU:CG	2.38	0.54
1:I:41:ARG:HB3	1:I:48:PHE:HD2	1.72	0.54
1:J:179:THR:HG22	1:J:180:GLU:N	2.22	0.54
1:J:211:ILE:HA	1:J:215:LEU:CD2	2.38	0.54
1:J:290:ASN:HD21	1:J:294:MET:CB	2.21	0.54
1:J:251:VAL:HG12	1:J:322:LEU:HD13	1.90	0.54
1:J:330:TRP:CD2	1:J:330:TRP:C	2.81	0.54
1:J:303:ILE:HG12	1:J:330:TRP:NE1	2.22	0.54
1:J:221:GLY:CA	1:J:379:THR:HG23	2.34	0.54

*Continued on next page...*

*Continued from previous page...*

Atom-1	Atom-2	Interatomic distance (Å)	Clash overlap (Å)
1:K:203:THR:O	1:K:220:MET:CE	2.49	0.54
1:K:193:ARG:HH21	1:K:312:TYR:HD1	1.55	0.54
1:K:314:ARG:HG2	1:K:377:ALA:H	1.72	0.54
1:K:325:ASP:CG	1:K:326:SER:H	2.11	0.54
2:L:432:ILE:HD13	2:L:432:ILE:C	2.27	0.54
2:M:233:LEU:C	2:M:235:PRO:CD	2.76	0.54
2:M:405:THR:O	2:M:408:ASP:OD1	2.25	0.54
2:M:93:PHE:CD2	2:M:99:PRO:HG3	2.42	0.54
2:N:100:ILE:HG22	2:N:100:ILE:O	2.08	0.54
2:N:139:ASP:HA	2:N:143:THR:HA	1.89	0.54
1:A:399:THR:HG22	1:A:403:VAL:CG2	2.38	0.54
1:B:72:ALA:CA	1:B:188:PRO:HA	2.38	0.54
1:B:258:ARG:HB2	1:B:261:GLU:HB3	1.90	0.54
1:B:507:CYS:HB2	1:B:511:LYS:CE	2.38	0.54
1:B:6:ILE:N	1:B:64:VAL:CG2	2.66	0.54
2:D:373:GLU:HG3	2:D:374:ASP:N	2.22	0.54
2:D:439:ALA:O	2:D:443:LEU:HG	2.08	0.54
2:E:218:VAL:C	2:E:219:LEU:HD23	2.27	0.54
2:E:239:LEU:O	2:E:240:THR:C	2.43	0.54
2:E:270:ILE:HG22	2:E:271:GLY:N	2.23	0.54
2:F:58:GLN:NE2	2:F:229:ILE:HD11	2.22	0.54
3:G:197:ILE:CD1	3:G:201:ILE:HD13	2.38	0.54
1:C:471:VAL:HG13	1:C:472:GLY:H	1.72	0.54
3:G:167:VAL:HG13	3:G:168:VAL:N	2.22	0.54
3:G:167:VAL:O	3:G:171:GLY:N	2.40	0.54
1:A:135:LEU:CD1	1:A:181:LEU:HD13	2.38	0.54
1:I:157:VAL:HA	1:I:175:LEU:HA	1.90	0.54
2:E:82:LEU:HA	2:E:111:ARG:NH1	2.23	0.54
2:N:390:VAL:O	2:N:393:ARG:HB2	2.08	0.54
2:N:394:LYS:HG3	2:N:395:LEU:HG	1.90	0.54
1:A:263:THR:HA	1:A:266:LEU:HD12	1.88	0.54
1:I:539:ILE:HG12	1:I:574:PHE:CE2	2.38	0.54
1:J:7:GLN:HG3	2:L:52:GLU:OE1	2.08	0.54
1:I:204:PRO:HG3	1:I:435:LEU:HB3	1.89	0.54
1:I:235:THR:HB	5:I:600:ADP:O2A	2.08	0.54
1:I:263:THR:HA	1:I:266:LEU:CD1	2.38	0.54
1:J:395:VAL:CG1	1:J:396:THR:N	2.71	0.54
1:K:325:ASP:OD2	1:K:326:SER:N	2.33	0.54
1:K:314:ARG:CB	1:K:378:VAL:HG23	2.38	0.54
2:L:145:VAL:CG2	2:L:148:GLN:HB2	2.37	0.54
2:M:271:GLY:C	2:M:274:ARG:HB3	2.27	0.54

*Continued on next page...*

*Continued from previous page...*

Atom-1	Atom-2	Interatomic distance (Å)	Clash overlap (Å)
2:M:127:PRO:HG3	2:M:300:VAL:HG21	1.88	0.54
2:N:146:ARG:NH1	2:N:252:HIS:HB3	2.23	0.54
2:N:310:GLN:C	2:N:311:ILE:HG13	2.27	0.54
2:N:339:LEU:HD22	2:N:352:ILE:HD12	1.90	0.54
2:N:148:GLN:HE22	2:N:361:LEU:C	2.10	0.54
2:N:46:GLN:H	2:N:58:GLN:HB3	1.73	0.54
1:A:234:LYS:NZ	1:A:234:LYS:CB	2.66	0.54
1:A:207:THR:CA	1:A:245:SER:HB3	2.33	0.54
1:A:28:CYS:N	1:A:37:GLY:O	2.40	0.54
1:A:310:ALA:O	1:A:320:VAL:CG2	2.53	0.54
1:A:477:GLN:H	1:A:480:GLU:CG	2.16	0.54
1:A:482:LEU:O	1:A:486:VAL:CG2	2.51	0.54
1:A:261:GLU:OE2	5:A:600:ADP:O2B	2.26	0.54
1:C:250:VAL:HB	1:C:285:THR:CG2	2.38	0.54
2:D:311:ILE:O	2:D:311:ILE:HG22	2.07	0.54
2:D:425:GLN:HE21	2:D:430:ARG:NH1	2.05	0.54
2:E:119:LEU:HD23	2:E:120:ASN:N	2.21	0.54
2:E:143:THR:HG22	2:E:144:LEU:N	2.21	0.54
2:E:18:LEU:HD21	2:E:48:ILE:CG1	2.37	0.54
2:F:131:ILE:HD13	2:F:173:VAL:HG12	1.89	0.54
2:F:58:GLN:NE2	2:F:233:LEU:HD11	2.22	0.54
1:C:465:GLN:HA	1:C:468:VAL:HB	1.88	0.54
3:G:104:LEU:C	3:G:142:ASN:HD21	2.10	0.54
4:P:28:GLU:C	4:P:30:GLN:N	2.59	0.54
2:L:196:ILE:HG21	2:L:204:PHE:HE1	1.71	0.54
1:A:199:LEU:HD22	1:A:367:LYS:HE3	1.88	0.54
2:M:401:GLU:CD	2:M:401:GLU:N	2.54	0.54
1:K:521:ALA:HB3	1:K:570:ILE:HG21	1.88	0.54
1:J:475:ALA:CB	4:P:98:ILE:CB	2.31	0.54
3:O:62:ALA:O	3:O:65:LEU:HB2	2.07	0.54
4:P:12:GLY:O	4:P:15:LEU:N	2.41	0.54
1:I:193:ARG:HB2	1:I:314:ARG:HH22	1.70	0.54
1:I:341:LEU:HD22	1:I:343:GLU:CG	2.37	0.54
1:I:419:PHE:H	1:I:496:GLN:CG	2.21	0.54
1:I:73:VAL:HG13	1:I:73:VAL:O	2.08	0.54
1:J:210:ARG:HB2	1:J:210:ARG:CZ	2.37	0.54
1:J:295:PRO:CB	1:J:298:ALA:HB2	2.32	0.54
1:J:311:GLU:O	1:J:315:ASP:OD2	2.25	0.54
1:J:28:CYS:SG	1:J:38:GLU:CA	2.96	0.54
1:K:136:GLY:O	1:K:147:ILE:N	2.40	0.54
1:K:439:TYR:CD1	1:K:451:ARG:NH1	2.73	0.54

*Continued on next page...*



*Continued from previous page...*

Atom-1	Atom-2	Interatomic distance (Å)	Clash overlap (Å)
1:K:236:VAL:CB	5:K:600:ADP:H3'	2.36	0.54
1:K:26:ASP:CG	1:K:69:LEU:N	2.61	0.54
2:L:378:VAL:HA	2:L:454:ILE:CD1	2.37	0.54
2:L:50:VAL:HG23	2:L:50:VAL:O	2.06	0.54
2:M:18:LEU:HB3	2:M:57:ILE:N	2.23	0.54
2:M:90:GLY:CA	2:M:214:LEU:O	2.56	0.54
2:M:329:THR:O	2:M:333:THR:HG23	2.08	0.54
2:N:150:LEU:HD21	2:N:359:SER:HB2	1.90	0.54
2:N:166:GLN:HE22	2:N:425:GLN:HE21	1.53	0.54
2:N:229:ILE:O	2:N:233:LEU:HG	2.08	0.54
1:A:212:LEU:HA	1:A:216:PHE:O	2.08	0.54
1:A:233:GLY:HA2	5:A:600:ADP:C8	2.43	0.54
1:A:408:ARG:HB3	1:A:423:ASN:CB	2.38	0.54
1:B:203:THR:O	1:B:219:ALA:HA	2.07	0.54
1:B:227:PRO:O	1:B:385:SER:HB2	2.07	0.54
2:E:13:TYR:HB3	2:E:20:PHE:CD1	2.43	0.54
2:E:189:VAL:O	2:E:217:SER:HB3	2.07	0.54
2:F:158:LEU:HD21	2:F:339:LEU:CB	2.30	0.54
2:F:268:ARG:HH22	2:F:269:GLU:CG	2.21	0.54
2:F:270:ILE:O	2:F:274:ARG:HB3	2.08	0.54
4:H:63:MET:HB3	4:H:68:LEU:HD22	1.90	0.54
1:C:118:ALA:O	1:C:138:VAL:HG13	2.08	0.54
1:C:123:VAL:HG23	1:C:160:VAL:CG2	2.37	0.54
2:E:396:VAL:CG2	2:E:397:ALA:N	2.70	0.54
3:G:87:GLU:HG3	4:H:42:TYR:HA	1.90	0.54
2:L:204:PHE:O	2:L:206:GLN:N	2.41	0.54
1:K:345:PRO:C	3:O:193:ARG:HH12	2.09	0.54
1:B:535:SER:O	1:B:539:ILE:HG13	2.08	0.54
1:I:109:HIS:CD2	1:I:113:ARG:HG3	2.42	0.54
1:J:460:ARG:O	1:J:464:LEU:HB2	2.07	0.54
3:O:67:ALA:HB3	3:O:122:TYR:CD2	2.42	0.54
3:O:86:LEU:O	3:O:87:GLU:HB2	2.07	0.54
1:I:41:ARG:HD2	1:I:42:LEU:N	2.24	0.54
1:J:490:ILE:HD11	1:J:519:ILE:HG21	1.89	0.54
1:J:5:VAL:HA	1:J:64:VAL:CG2	2.37	0.54
1:J:6:ILE:HB	1:J:62:GLU:H	1.72	0.54
1:K:182:LYS:HB2	1:K:184:TYR:CE1	2.43	0.54
1:K:210:ARG:HD3	1:K:497:GLN:OE1	2.08	0.54
1:K:497:GLN:OE1	1:K:504:ASP:OD1	2.25	0.54
1:K:67:THR:HG22	1:K:69:LEU:O	2.08	0.54
1:I:344:MET:HE2	2:L:275:GLU:HA	1.84	0.54

*Continued on next page...*

*Continued from previous page...*

Atom-1	Atom-2	Interatomic distance (Å)	Clash overlap (Å)
2:L:263:TYR:CZ	2:L:294:ILE:HD11	2.43	0.54
2:L:141:MET:HE3	2:L:382:LEU:HD12	1.89	0.54
2:L:43:ARG:HH12	2:L:65:GLY:HA3	1.73	0.54
1:A:448:PRO:HA	1:A:451:ARG:HG3	1.89	0.54
1:B:119:TRP:HE3	1:B:136:GLY:HA3	1.73	0.54
1:B:6:ILE:H	1:B:61:GLY:HA2	1.72	0.54
1:C:269:PHE:HA	1:C:272:LEU:CG	2.37	0.54
1:C:269:PHE:N	1:C:270:PRO:CD	2.71	0.54
2:D:292:ALA:C	2:D:294:ILE:N	2.62	0.54
2:D:33:VAL:HG23	2:D:73:VAL:HG11	1.88	0.54
2:D:378:VAL:HA	2:D:454:ILE:CD1	2.37	0.54
2:D:43:ARG:HH12	2:D:65:GLY:HA3	1.73	0.54
2:F:14:ILE:O	2:F:15:SER:HB2	2.08	0.54
2:F:263:TYR:CE2	2:F:267:LEU:HD22	2.42	0.54
2:F:166:GLN:HE22	2:F:350:PRO:HG2	1.69	0.54
2:F:419:GLU:HG3	2:F:420:ARG:H	1.72	0.54
1:A:143:PHE:HE1	1:A:284:ARG:HE	1.55	0.54
2:L:196:ILE:HD13	2:L:223:LYS:HA	1.88	0.54
2:F:82:LEU:CD1	2:F:83:GLY:H	2.15	0.54
3:O:199:GLY:O	3:O:203:ALA:CB	2.56	0.54
2:E:436:LEU:HA	2:E:439:ALA:CB	2.38	0.54
3:O:43:VAL:CG1	3:O:44:ARG:N	2.71	0.54
2:L:271:GLY:HA2	2:L:276:GLU:HB2	1.89	0.54
1:C:139:PRO:HG2	1:C:139:PRO:O	2.08	0.54
1:I:209:MET:O	1:I:213:ASP:OD1	2.25	0.53
1:I:310:ALA:CA	1:I:320:VAL:HG11	2.38	0.53
1:J:230:PHE:HB3	2:L:360:ARG:HH12	1.73	0.53
1:J:253:VAL:HG21	1:J:303:ILE:CA	2.38	0.53
1:J:400:LEU:O	1:J:401:ARG:C	2.46	0.53
1:K:195:VAL:O	1:K:196:GLN:C	2.45	0.53
1:K:196:GLN:H	1:K:370:THR:C	2.11	0.53
1:K:234:LYS:CD	1:K:235:THR:N	2.65	0.53
1:K:255:CYS:SG	1:K:327:THR:CA	2.77	0.53
1:K:269:PHE:HA	1:K:272:LEU:CG	2.36	0.53
1:K:198:LYS:HG3	1:K:368:VAL:CG1	2.38	0.53
1:K:196:GLN:N	1:K:371:LEU:N	2.48	0.53
2:L:124:ARG:NH2	2:L:296:GLU:OE1	2.41	0.53
2:L:235:PRO:O	2:L:239:LEU:HB2	2.09	0.53
2:L:335:GLY:HA2	2:L:360:ARG:HG3	1.90	0.53
2:L:446:LEU:HD11	2:L:451:LEU:CD2	2.38	0.53
2:M:115:THR:O	2:M:297:ARG:NH1	2.42	0.53

*Continued on next page...*

*Continued from previous page...*

Atom-1	Atom-2	Interatomic distance (Å)	Clash overlap (Å)
2:M:256:ILE:CD1	2:M:311:ILE:HG12	2.38	0.53
1:K:291:THR:HG22	2:M:296:GLU:OE2	2.08	0.53
2:M:316:MET:O	2:M:317:PRO:O	2.27	0.53
2:M:349:TYR:HD2	2:M:426:GLY:HA2	1.74	0.53
2:M:98:LYS:O	2:M:100:ILE:N	2.39	0.53
2:N:156:SER:N	2:N:341:ARG:HH12	2.05	0.53
2:N:358:LEU:HG	2:N:383:TYR:CZ	2.43	0.53
1:B:457:LEU:O	1:B:461:GLU:CB	2.56	0.53
1:C:335:ARG:CD	1:C:350:TYR:CD2	2.87	0.53
2:D:414:PHE:CD1	2:D:442:LEU:HD22	2.44	0.53
2:E:124:ARG:HA	2:E:301:VAL:HA	1.90	0.53
2:E:196:ILE:HD13	2:E:201:LEU:CD2	2.38	0.53
2:E:256:ILE:HG13	2:E:311:ILE:HG12	1.90	0.53
2:F:14:ILE:HB	2:F:68:LEU:HD23	1.91	0.53
1:C:84:TYR:OH	1:C:111:LEU:HA	2.08	0.53
3:G:153:GLU:O	3:G:154:ILE:C	2.46	0.53
1:B:111:LEU:HA	1:B:115:LYS:NZ	2.23	0.53
1:B:116:LYS:HE3	1:B:167:THR:CG2	2.38	0.53
1:A:88:GLN:HG2	1:A:88:GLN:O	2.08	0.53
2:E:365:GLY:HA2	2:E:370:LYS:HE2	1.90	0.53
1:B:564:GLU:O	1:B:568:LYS:HD3	2.09	0.53
3:O:64:LEU:CD1	3:O:68:GLN:NE2	2.72	0.53
4:P:49:GLU:HA	4:P:53:PRO:HB2	1.89	0.53
1:I:295:PRO:HB2	1:I:298:ALA:HB2	1.91	0.53
1:I:256:GLY:CA	1:I:299:ARG:HD3	2.38	0.53
1:I:419:PHE:CD2	5:I:600:ADP:C2	2.97	0.53
1:I:490:ILE:C	1:I:494:PHE:HB3	2.28	0.53
1:I:2:ILE:O	1:I:65:VAL:HG13	2.08	0.53
1:J:197:ARG:H	1:J:369:ILE:HG22	1.69	0.53
1:J:269:PHE:HZ	1:J:285:THR:CG2	2.14	0.53
1:J:303:ILE:CG1	1:J:304:TYR:N	2.67	0.53
1:J:382:GLY:C	1:J:384:VAL:N	2.54	0.53
1:K:123:VAL:HG23	1:K:160:VAL:CG2	2.38	0.53
1:K:363:GLU:OE2	2:N:197:THR:HA	2.07	0.53
1:K:369:ILE:HA	1:K:375:GLU:CA	2.37	0.53
2:L:20:PHE:CD2	2:L:54:TYR:HD2	2.27	0.53
2:L:325:ILE:N	2:L:326:PRO:HD2	2.24	0.53
2:M:151:PRO:HD3	2:M:333:THR:OG1	2.09	0.53
2:M:386:TYR:CE1	2:M:415:ALA:HA	2.44	0.53
2:M:425:GLN:O	2:M:428:GLN:HG3	2.08	0.53
2:M:443:LEU:CD2	2:M:446:LEU:HD12	2.39	0.53

*Continued on next page...*

*Continued from previous page...*

Atom-1	Atom-2	Interatomic distance (Å)	Clash overlap (Å)
2:N:268:ARG:HG2	2:N:268:ARG:HH11	1.72	0.53
3:O:28:LEU:HD23	3:O:31:LYS:CD	2.20	0.53
1:A:2:ILE:HG21	1:A:19:MET:SD	2.48	0.53
1:A:216:PHE:HE1	1:A:427:SER:O	1.90	0.53
1:A:330:TRP:NE1	1:A:334:LEU:HD13	2.15	0.53
1:A:384:VAL:HG22	1:A:395:VAL:CG1	2.36	0.53
1:B:18:GLY:C	1:B:19:MET:HG3	2.27	0.53
1:B:189:VAL:CG1	1:B:308:THR:HG21	2.37	0.53
1:B:332:GLU:OE2	1:B:335:ARG:NH2	2.41	0.53
2:E:425:GLN:CD	2:E:430:ARG:HD2	2.29	0.53
2:F:195:GLY:HA3	2:F:231:ARG:HH21	1.73	0.53
3:G:11:LEU:O	3:G:15:ARG:HG3	2.07	0.53
1:C:188:PRO:O	1:C:189:VAL:HG13	2.08	0.53
1:C:187:TRP:CZ2	1:C:193:ARG:HA	2.43	0.53
1:C:195:VAL:O	1:C:196:GLN:C	2.46	0.53
2:E:395:LEU:CD1	2:E:395:LEU:H	2.20	0.53
4:H:1:MET:SD	4:H:3:VAL:CG1	2.96	0.53
1:A:150:PRO:HG3	1:A:185:HIS:HB3	1.84	0.53
1:A:30:VAL:C	1:A:63:PRO:HB2	2.28	0.53
3:O:79:ALA:CB	3:O:115:SER:HB3	2.33	0.53
1:B:522:PHE:O	1:B:526:ALA:HB2	2.09	0.53
1:I:339:SER:HA	2:N:277:ILE:HG23	1.90	0.53
1:A:88:GLN:HG2	1:A:110:ALA:HB1	1.88	0.53
1:K:192:ALA:HB2	1:K:364:ARG:HG2	1.89	0.53
1:K:192:ALA:HA	1:K:364:ARG:CZ	2.37	0.53
3:O:117:VAL:O	3:O:119:THR:N	2.42	0.53
1:I:415:PHE:CZ	2:N:355:LEU:O	2.62	0.53
1:J:227:PRO:CG	1:J:409:LEU:H	2.20	0.53
1:J:16:ALA:HB3	1:J:64:VAL:HG11	1.89	0.53
1:K:270:PRO:O	1:K:280:PRO:HB3	2.09	0.53
1:K:40:ILE:HG13	1:K:48:PHE:O	2.09	0.53
1:K:51:VAL:HG12	1:K:53:GLU:H	1.73	0.53
2:L:186:PRO:HG2	2:L:252:HIS:H	1.73	0.53
1:J:11:GLY:HA2	2:L:29:TYR:CD2	2.44	0.53
2:L:399:ILE:HG13	2:L:400:GLY:N	2.23	0.53
2:L:462:TYR:CD1	2:L:462:TYR:N	2.75	0.53
2:M:192:ALA:HB3	2:M:257:LEU:HD12	1.90	0.53
2:M:417:ALA:HA	2:M:421:PHE:CD1	2.43	0.53
1:A:187:TRP:NE1	1:A:193:ARG:HG2	2.23	0.53
1:B:174:VAL:HG22	1:B:180:GLU:HB3	1.91	0.53
1:B:211:ILE:CA	1:B:215:LEU:CD1	2.86	0.53

*Continued on next page...*

*Continued from previous page...*

Atom-1	Atom-2	Interatomic distance (Å)	Clash overlap (Å)
1:C:293:ASN:HD22	2:E:296:GLU:HG2	1.72	0.53
2:D:230:GLU:O	2:D:234:THR:OG1	2.25	0.53
2:D:235:PRO:O	2:D:239:LEU:HB2	2.08	0.53
2:D:350:PRO:O	2:D:352:ILE:HG13	2.08	0.53
2:D:339:LEU:HD21	2:D:352:ILE:HG23	1.90	0.53
2:E:243:GLU:HG2	2:E:247:PHE:HE1	1.73	0.53
2:F:193:ALA:C	2:F:222:ASN:HB3	2.28	0.53
2:F:33:VAL:HG12	2:F:75:LEU:CA	2.31	0.53
2:F:339:LEU:HD22	2:F:352:ILE:CD1	2.38	0.53
2:F:381:GLN:OE1	2:F:454:ILE:N	2.38	0.53
2:F:451:LEU:HD13	2:F:459:ILE:HD11	1.89	0.53
1:C:204:PRO:HA	1:C:435:LEU:CD2	2.34	0.53
2:E:386:TYR:O	2:E:389:GLY:N	2.40	0.53
2:E:443:LEU:CD2	2:E:446:LEU:HD12	2.38	0.53
2:E:83:GLY:HA3	2:E:108:PRO:HB2	1.90	0.53
2:N:419:GLU:HG3	2:N:420:ARG:H	1.73	0.53
1:A:59:LYS:N	1:A:62:GLU:OE2	2.35	0.53
1:B:489:ILE:O	1:B:493:ASP:HB2	2.08	0.53
1:J:489:ILE:O	1:J:493:ASP:HB2	2.08	0.53
1:A:339:SER:HB2	2:F:276:GLU:HB3	1.90	0.53
1:C:192:ALA:HA	1:C:364:ARG:CZ	2.39	0.53
3:O:150:ILE:O	3:O:153:GLU:HG3	2.09	0.53
4:P:48:ASP:OD2	4:P:76:GLY:N	2.41	0.53
1:I:212:LEU:HA	1:I:216:PHE:O	2.07	0.53
1:I:461:GLU:OE2	1:I:465:GLN:HG3	2.09	0.53
1:J:72:ALA:CA	1:J:188:PRO:HA	2.38	0.53
1:J:6:ILE:HD12	1:J:62:GLU:CA	2.39	0.53
1:K:130:ARG:HA	1:K:130:ARG:NH1	2.18	0.53
1:K:450:LEU:O	1:K:454:ILE:HG12	2.07	0.53
2:L:256:ILE:HG12	2:L:311:ILE:HD13	1.90	0.53
2:L:454:ILE:HB	2:L:459:ILE:HD11	1.91	0.53
2:M:278:PRO:HB3	2:M:283:TYR:C	2.29	0.53
2:M:396:VAL:CG2	2:M:397:ALA:N	2.71	0.53
1:A:414:ALA:HB2	1:A:421:ALA:HB2	1.89	0.53
1:B:11:GLY:N	2:D:274:ARG:NH2	2.56	0.53
1:B:291:THR:O	1:B:294:MET:HG2	2.08	0.53
1:B:382:GLY:C	1:B:384:VAL:N	2.62	0.53
1:B:422:ILE:O	1:B:422:ILE:HG23	2.07	0.53
1:B:457:LEU:O	1:B:461:GLU:CG	2.56	0.53
1:C:230:PHE:C	1:C:232:SER:H	2.12	0.53
1:C:235:THR:CA	1:C:325:ASP:OD1	2.52	0.53

*Continued on next page...*

*Continued from previous page...*

Atom-1	Atom-2	Interatomic distance (Å)	Clash overlap (Å)
2:D:95:GLY:HA3	2:D:230:GLU:OE1	2.08	0.53
2:E:15:SER:C	2:E:17:PRO:HD2	2.29	0.53
2:F:355:LEU:H	2:F:355:LEU:CD2	2.19	0.53
2:F:390:VAL:O	2:F:393:ARG:CB	2.56	0.53
1:C:187:TRP:HA	1:C:187:TRP:CE3	2.43	0.53
1:C:314:ARG:HG2	1:C:377:ALA:H	1.71	0.53
1:C:75:LEU:O	1:C:184:TYR:HA	2.09	0.53
1:A:149:VAL:HG22	1:A:181:LEU:HD11	1.89	0.53
1:B:113:ARG:O	1:B:167:THR:CG2	2.54	0.53
1:I:363:GLU:O	1:I:363:GLU:HG3	2.08	0.53
1:C:536:ILE:O	1:C:539:ILE:N	2.42	0.53
1:C:402:ILE:O	2:F:197:THR:HG22	2.09	0.53
2:D:165:ALA:HA	2:D:168:ALA:HB2	1.89	0.53
3:O:154:ILE:CD1	3:O:154:ILE:H	2.20	0.53
4:P:1:MET:O	4:P:18:LEU:HG	2.07	0.53
4:P:48:ASP:O	4:P:53:PRO:HG2	2.08	0.53
1:I:217:PRO:HG2	1:I:435:LEU:HD12	1.90	0.53
1:I:235:THR:CB	1:I:261:GLU:HG2	2.38	0.53
1:I:8:LYS:O	1:I:14:VAL:CG1	2.54	0.53
1:J:16:ALA:HB1	1:J:64:VAL:HG11	1.90	0.53
1:J:197:ARG:HB3	1:J:199:LEU:HD21	1.91	0.53
1:J:211:ILE:CG2	1:J:215:LEU:HD22	2.39	0.53
1:J:322:LEU:CD1	1:J:323:MET:N	2.70	0.53
2:L:298:ALA:HB2	2:L:310:GLN:OE1	2.09	0.53
2:L:420:ARG:O	2:L:424:ASN:HB3	2.08	0.53
2:M:310:GLN:C	2:M:311:ILE:HD13	2.28	0.53
2:M:256:ILE:HG12	2:M:311:ILE:CG1	2.37	0.53
2:N:267:LEU:O	2:N:284:PRO:HG2	2.08	0.53
2:N:33:VAL:CG1	2:N:75:LEU:HD12	2.38	0.53
2:N:425:GLN:HA	2:N:428:GLN:NE2	2.23	0.53
1:A:13:ALA:HB2	1:A:340:ARG:HH21	1.73	0.53
1:B:135:LEU:HB3	1:B:148:LEU:HA	1.88	0.53
1:B:258:ARG:HE	1:B:329:ARG:NH2	2.05	0.53
1:B:490:ILE:HD11	1:B:519:ILE:HG21	1.89	0.53
1:C:262:MET:HA	1:C:265:VAL:CG2	2.39	0.53
2:E:137:THR:CG2	2:E:352:ILE:HD11	2.38	0.53
2:E:348:ILE:HG23	2:E:424:ASN:HB2	1.90	0.53
2:E:43:ARG:HH12	2:E:66:LEU:HD11	1.73	0.53
2:F:106:ILE:C	2:F:106:ILE:HD12	2.28	0.53
2:F:164:ALA:O	2:F:167:ILE:HG12	2.08	0.53
3:G:177:ARG:HB3	3:G:177:ARG:NH1	2.22	0.53

*Continued on next page...*

*Continued from previous page...*

Atom-1	Atom-2	Interatomic distance (Å)	Clash overlap (Å)
4:H:29:ALA:O	4:H:32:LEU:CG	2.48	0.53
1:A:242:ALA:HB1	1:A:250:VAL:CG2	2.38	0.53
1:C:133:MET:N	1:C:372:GLY:HA2	2.24	0.53
1:C:116:LYS:HA	1:C:167:THR:HG22	1.90	0.53
1:C:436:ASP:HA	1:C:439:TYR:HB2	1.91	0.53
2:F:300:VAL:HG12	2:F:301:VAL:N	2.24	0.53
1:K:345:PRO:HB2	3:O:193:ARG:NH2	2.22	0.53
2:L:236:ARG:NH2	2:L:293:THR:OG1	2.41	0.53
1:I:118:ALA:HA	1:I:165:GLU:HA	1.88	0.53
1:C:192:ALA:HB2	1:C:364:ARG:HG2	1.90	0.53
3:O:140:VAL:CG1	3:O:144:GLU:HG3	2.37	0.53
4:P:12:GLY:O	4:P:15:LEU:CB	2.55	0.53
1:I:322:LEU:HD23	1:I:323:MET:H	1.74	0.53
1:I:28:CYS:N	1:I:37:GLY:O	2.40	0.53
1:I:414:ALA:HB2	1:I:421:ALA:HB2	1.89	0.53
1:J:203:THR:O	1:J:219:ALA:HA	2.08	0.53
1:J:309:ILE:HG23	1:J:313:PHE:HZ	1.73	0.53
1:K:210:ARG:NE	1:K:494:PHE:O	2.42	0.53
1:K:451:ARG:O	1:K:454:ILE:HG12	2.08	0.53
1:K:515:ILE:CD1	1:K:518:MET:SD	2.95	0.53
2:L:229:ILE:HG23	2:L:230:GLU:H	1.74	0.53
2:L:24:ALA:O	2:L:50:VAL:HB	2.08	0.53
2:L:392:ILE:O	2:L:392:ILE:HG22	2.09	0.53
2:M:196:ILE:O	2:M:224:ALA:CB	2.57	0.53
2:M:230:GLU:HA	2:M:233:LEU:CD1	2.38	0.53
2:M:247:PHE:HE2	2:M:308:VAL:HG23	1.73	0.53
2:M:284:PRO:C	2:M:286:TYR:H	2.11	0.53
3:O:185:GLN:OE1	3:O:185:GLN:O	2.27	0.53
1:A:464:LEU:O	1:A:468:VAL:HG23	2.09	0.53
1:B:226:ILE:H	1:B:226:ILE:HD13	1.72	0.53
1:B:195:VAL:HG21	1:B:369:ILE:H	1.73	0.53
2:D:232:ILE:O	2:D:235:PRO:HD2	2.09	0.53
2:D:337:ILE:HA	2:D:357:SER:CB	2.38	0.53
2:E:144:LEU:HA	2:E:148:GLN:OE1	2.08	0.53
2:F:154:SER:CA	2:F:158:LEU:HD23	2.38	0.53
2:F:37:ASP:OD2	2:F:66:LEU:HD21	2.09	0.53
1:C:451:ARG:O	1:C:454:ILE:HG12	2.08	0.53
3:G:28:LEU:HD23	3:G:31:LYS:CD	2.19	0.53
1:C:485:GLU:C	1:C:488:ARG:HG2	2.29	0.53
1:A:530:ILE:HG23	1:A:539:ILE:HD12	1.90	0.53
1:J:552:ARG:HG3	1:J:553:TYR:H	1.72	0.53

*Continued on next page...*

*Continued from previous page...*

Atom-1	Atom-2	Interatomic distance (Å)	Clash overlap (Å)
3:O:198:LYS:O	3:O:202:GLU:HG2	2.08	0.53
1:A:168:VAL:HG12	1:A:183:MET:HB2	1.88	0.53
2:L:211:THR:O	2:L:212:GLY:C	2.47	0.53
1:J:131:GLY:O	1:J:132:GLY:O	2.26	0.53
1:J:302:SER:O	1:J:303:ILE:O	2.27	0.53
1:J:447:TYR:CD1	1:J:447:TYR:C	2.81	0.53
1:K:223:THR:HG22	1:K:380:ILE:O	2.09	0.53
1:K:481:ARG:CA	1:K:484:ILE:HG12	2.29	0.53
1:K:209:MET:SD	1:K:497:GLN:NE2	2.81	0.53
2:M:135:ILE:CG1	2:M:167:ILE:HD11	2.37	0.53
2:M:260:MET:N	2:M:260:MET:SD	2.82	0.53
2:M:60:PHE:HB3	2:M:61:GLU:HG3	1.90	0.53
2:N:147:GLY:HA2	2:N:299:GLY:H	1.73	0.53
2:N:150:LEU:N	2:N:311:ILE:HG12	2.23	0.53
2:N:343:LEU:HD12	2:N:351:PRO:HB2	1.91	0.53
1:B:408:ARG:HD3	1:B:426:GLY:HA3	1.90	0.53
1:C:256:GLY:O	1:C:329:ARG:HD2	2.08	0.53
2:D:11:ILE:CG2	2:D:19:LEU:HD11	2.39	0.53
1:B:259:GLY:HA3	2:D:124:ARG:HH21	1.73	0.53
2:D:141:MET:HE1	2:D:382:LEU:HG	1.89	0.53
2:D:396:VAL:CG1	2:D:397:ALA:N	2.71	0.53
2:D:420:ARG:O	2:D:424:ASN:HB3	2.09	0.53
2:E:214:LEU:CD1	2:E:219:LEU:HD11	2.38	0.53
2:E:290:ASP:C	2:E:292:ALA:N	2.61	0.53
2:E:338:GLN:HG2	2:E:339:LEU:N	2.22	0.53
2:F:195:GLY:CA	2:F:224:ALA:HA	2.31	0.53
2:F:323:HIS:CE1	2:F:324:PRO:HD2	2.43	0.53
2:F:94:ASN:O	2:F:95:GLY:C	2.47	0.53
1:C:198:LYS:O	1:C:199:LEU:HD23	2.09	0.53
1:C:202:ASN:ND2	1:C:203:THR:H	2.07	0.53
1:C:205:PHE:CG	1:C:246:ASN:ND2	2.77	0.53
1:C:199:LEU:H	1:C:368:VAL:HG12	1.72	0.53
1:C:319:SER:CA	1:C:377:ALA:HB3	2.39	0.53
2:E:386:TYR:CE1	2:E:415:ALA:HA	2.43	0.53
4:P:31:SER:HB2	4:P:32:LEU:HD23	1.91	0.53
1:C:481:ARG:CA	1:C:484:ILE:HG12	2.30	0.53
3:O:4:VAL:HG22	3:O:5:SER:OG	2.09	0.53
1:B:493:ASP:O	1:B:552:ARG:HD3	2.09	0.53
2:N:374:ASP:O	2:N:375:HIS:HB2	2.08	0.53
1:C:359:ALA:CB	1:C:402:ILE:HD12	2.38	0.53
3:O:110:ASP:CG	3:O:111:GLY:N	2.62	0.53

*Continued on next page...*



*Continued from previous page...*

Atom-1	Atom-2	Interatomic distance (Å)	Clash overlap (Å)
1:I:148:LEU:HD21	1:I:316:GLN:HG2	1.90	0.53
1:J:338:SER:CA	1:J:343:GLU:OE2	2.56	0.53
1:J:413:LEU:C	1:J:421:ALA:HB1	2.29	0.53
1:J:465:GLN:O	1:J:466:GLU:C	2.47	0.53
1:K:130:ARG:NH1	1:K:131:GLY:N	2.51	0.53
1:K:359:ALA:CB	1:K:402:ILE:HD12	2.39	0.53
1:K:404:GLY:HA3	1:K:431:PHE:CZ	2.44	0.53
1:K:204:PRO:HG2	1:K:438:TRP:HB3	1.91	0.53
2:L:134:GLY:O	2:L:430:ARG:N	2.37	0.53
2:M:202:SER:HA	2:M:205:ILE:CG1	2.38	0.53
1:J:352:PRO:HB2	2:M:269:GLU:CD	2.29	0.53
2:M:30:GLY:HA2	2:M:47:VAL:N	2.22	0.53
2:M:395:LEU:H	2:M:395:LEU:CD1	2.22	0.53
2:N:87:GLU:CD	2:N:87:GLU:C	2.67	0.53
1:A:233:GLY:O	1:A:237:THR:HB	2.08	0.53
1:A:332:GLU:O	1:A:336:GLU:HB2	2.08	0.53
1:A:41:ARG:HD3	2:D:14:ILE:O	2.08	0.53
1:B:234:LYS:NZ	1:B:409:LEU:HD21	2.24	0.53
1:B:259:GLY:CA	2:D:124:ARG:HH21	2.21	0.53
1:B:335:ARG:O	1:B:339:SER:N	2.40	0.53
1:B:438:TRP:CZ2	1:B:442:ASN:HB2	2.44	0.53
1:C:235:THR:HG21	2:E:360:ARG:NH1	2.24	0.53
2:D:132:GLN:HE21	2:D:134:GLY:CA	2.21	0.53
2:D:155:GLY:HA3	2:D:158:LEU:CD1	2.35	0.53
2:D:245:LEU:HB2	2:D:253:VAL:HG21	1.90	0.53
2:D:154:SER:OG	2:D:314:LEU:O	2.25	0.53
2:D:345:ARG:CG	2:D:346:LYS:N	2.72	0.53
2:E:194:MET:HE2	2:E:231:ARG:HA	1.91	0.53
2:F:151:PRO:O	2:F:337:ILE:CG2	2.55	0.53
2:F:9:THR:O	2:F:11:ILE:HG23	2.08	0.53
4:H:30:GLN:HA	4:H:33:LEU:HG	1.90	0.53
1:C:204:PRO:HG2	1:C:438:TRP:HB3	1.89	0.53
1:C:210:ARG:HD3	1:C:497:GLN:OE1	2.09	0.53
1:C:288:ILE:O	1:C:288:ILE:CG2	2.54	0.53
2:E:386:TYR:HA	2:E:414:PHE:CD1	2.44	0.53
2:E:386:TYR:CE1	2:E:418:PHE:HB3	2.43	0.53
3:G:106:ALA:H	3:G:138:ILE:HD11	1.73	0.53
3:G:153:GLU:HG3	3:G:154:ILE:CD1	2.39	0.53
3:G:140:VAL:HG21	4:H:72:LEU:CD2	2.37	0.53
2:L:208:PHE:HE2	2:L:217:SER:HB2	1.72	0.53
3:G:203:ALA:HA	3:G:206:ALA:HB3	1.90	0.53

*Continued on next page...*

*Continued from previous page...*

Atom-1	Atom-2	Interatomic distance (Å)	Clash overlap (Å)
2:N:392:ILE:CD1	2:N:392:ILE:N	2.70	0.53
2:L:30:GLY:O	2:L:79:VAL:HG22	2.07	0.53
3:O:104:LEU:HD12	3:O:104:LEU:C	2.29	0.53
4:P:6:ASP:O	4:P:10:ALA:N	2.41	0.53
4:P:95:ARG:O	4:P:96:LYS:CD	2.46	0.53
1:I:260:ASN:HB3	2:N:334:GLU:CD	2.29	0.53
1:J:211:ILE:CA	1:J:215:LEU:HD13	2.38	0.53
1:J:314:ARG:O	1:J:316:GLN:N	2.42	0.53
1:J:362:TYR:HA	1:J:380:ILE:HD12	1.90	0.53
1:J:399:THR:O	1:J:400:LEU:C	2.46	0.53
1:J:27:ILE:CG1	1:J:67:THR:OG1	2.56	0.53
1:K:15:ILE:HG22	1:K:16:ALA:H	1.74	0.53
1:K:216:PHE:HB2	1:K:407:TRP:HE1	1.74	0.53
1:K:256:GLY:HA3	1:K:329:ARG:HB2	1.91	0.53
1:K:198:LYS:HG3	1:K:368:VAL:HG11	1.90	0.53
1:K:400:LEU:HA	1:K:403:VAL:HG22	1.90	0.53
2:L:392:ILE:CG2	2:L:404:LEU:HD12	2.39	0.53
2:L:48:ILE:HB	2:L:56:VAL:HB	1.89	0.53
2:M:270:ILE:HG22	2:M:271:GLY:N	2.23	0.53
2:M:256:ILE:HG13	2:M:311:ILE:HG12	1.89	0.53
2:M:325:ILE:CB	2:M:326:PRO:HD3	2.38	0.53
2:M:338:GLN:CG	2:M:339:LEU:H	2.20	0.53
2:M:8:TYR:O	2:M:72:SER:OG	2.27	0.53
2:N:195:GLY:N	2:N:222:ASN:O	2.28	0.53
1:A:310:ALA:HB1	1:A:320:VAL:HG11	1.91	0.53
1:A:486:VAL:O	1:A:489:ILE:HG22	2.09	0.53
1:B:11:GLY:O	1:B:55:THR:HB	2.09	0.53
1:B:241:LEU:O	1:B:245:SER:CB	2.57	0.53
1:B:396:THR:C	1:B:398:SER:N	2.63	0.53
2:D:219:LEU:O	2:D:220:PHE:CD2	2.62	0.53
2:E:149:LYS:N	2:E:334:GLU:OE1	2.42	0.53
2:E:417:ALA:HB1	2:E:442:LEU:HD22	1.89	0.53
2:F:389:GLY:C	2:F:391:ASP:N	2.60	0.53
1:A:240:SER:OG	1:A:244:TRP:CE3	2.60	0.53
1:A:270:PRO:O	1:A:280:PRO:CB	2.56	0.53
1:A:250:VAL:HG23	1:A:284:ARG:NH2	2.23	0.53
1:C:198:LYS:HG3	1:C:368:VAL:CG1	2.39	0.53
3:G:113:LEU:HD23	3:G:128:ARG:NH2	2.23	0.53
3:G:150:ILE:O	3:G:153:GLU:HG3	2.09	0.53
3:G:32:ARG:HE	3:G:157:THR:CB	2.15	0.53
4:P:32:LEU:C	4:P:36:LEU:HG	2.29	0.53

*Continued on next page...*

*Continued from previous page...*

Atom-1	Atom-2	Interatomic distance (Å)	Clash overlap (Å)
1:B:110:ALA:HB3	1:B:111:LEU:CD1	2.39	0.53
1:B:83:ILE:N	1:B:83:ILE:CD1	2.72	0.53
2:N:390:VAL:O	2:N:393:ARG:CB	2.57	0.53
1:C:126:GLY:HA2	1:C:156:ARG:HH12	1.74	0.53
1:K:200:ASP:HB3	1:K:201:PRO:CD	2.39	0.53
1:A:109:HIS:CD2	1:A:113:ARG:HG3	2.44	0.53
1:I:456:GLU:O	1:I:460:ARG:HB3	2.08	0.53
1:J:272:LEU:CD1	1:J:282:MET:CA	2.87	0.53
1:J:291:THR:O	1:J:294:MET:HG2	2.09	0.53
1:J:219:ALA:HB1	1:J:367:LYS:HZ1	1.74	0.53
1:J:449:GLU:O	1:J:453:ALA:CB	2.56	0.53
1:J:74:GLU:N	1:J:88:GLN:HE22	2.06	0.53
1:K:138:VAL:CG2	1:K:147:ILE:HD11	2.39	0.53
1:J:293:ASN:OD1	2:L:296:GLU:CD	2.47	0.53
2:M:133:THR:O	2:M:135:ILE:N	2.32	0.53
2:M:144:LEU:HD13	2:M:148:GLN:CG	2.39	0.53
2:M:19:LEU:O	2:M:21:VAL:HG23	2.09	0.53
2:M:18:LEU:HG	2:M:57:ILE:O	2.07	0.53
2:N:340:SER:HB2	2:N:353:ASP:OD2	2.08	0.53
2:N:11:ILE:CG2	2:N:71:THR:HB	2.39	0.53
3:O:25:VAL:HG11	3:O:164:LEU:HD21	1.90	0.53
1:A:100:ILE:C	2:F:120:ASN:ND2	2.61	0.53
1:A:1:MET:SD	1:A:1:MET:N	2.75	0.53
1:A:409:LEU:CD2	1:A:422:ILE:HG22	2.39	0.53
1:A:492:GLU:HA	1:A:496:GLN:NE2	2.24	0.53
1:A:71:LEU:O	1:A:72:ALA:HB2	2.09	0.53
1:B:227:PRO:HG2	1:B:409:LEU:H	1.73	0.53
1:B:395:VAL:CG1	1:B:396:THR:N	2.72	0.53
1:C:325:ASP:O	1:C:326:SER:C	2.47	0.53
1:C:226:ILE:HD12	1:C:383:ALA:HB2	1.89	0.53
2:D:381:GLN:HB2	2:D:454:ILE:CG1	2.38	0.53
2:D:414:PHE:CE2	2:D:445:MET:HB2	2.44	0.53
2:E:256:ILE:CD1	2:E:311:ILE:HG12	2.39	0.53
2:E:281:ARG:HH12	2:E:322:THR:CB	2.21	0.53
2:E:311:ILE:HD13	2:E:311:ILE:N	2.24	0.53
2:E:378:VAL:HG12	2:E:378:VAL:O	2.08	0.53
2:E:95:GLY:C	2:E:97:GLY:N	2.63	0.53
2:F:323:HIS:HB3	2:F:326:PRO:HD2	1.89	0.53
1:C:123:VAL:O	1:C:124:LYS:HG3	2.09	0.53
2:E:412:LEU:HD23	2:E:413:GLN:NE2	2.23	0.53
3:G:61:TYR:O	3:G:65:LEU:HD13	2.09	0.53

*Continued on next page...*

*Continued from previous page...*

Atom-1	Atom-2	Interatomic distance (Å)	Clash overlap (Å)
3:G:68:GLN:NE2	3:G:123:THR:CG2	2.72	0.53
4:P:47:VAL:HG12	4:P:48:ASP:N	2.24	0.52
1:I:10:ALA:O	1:I:11:GLY:O	2.27	0.52
1:I:329:ARG:HH12	2:N:328:LEU:HD22	1.73	0.52
1:J:258:ARG:HB2	1:J:261:GLU:HB3	1.90	0.52
1:J:320:VAL:N	1:J:377:ALA:O	2.42	0.52
1:J:397:GLN:O	1:J:397:GLN:HG2	2.09	0.52
1:J:42:LEU:HA	1:J:47:ALA:HA	1.92	0.52
1:J:512:ALA:HA	1:J:515:ILE:CD1	2.38	0.52
1:K:229:PRO:O	1:K:234:LYS:NZ	2.41	0.52
1:K:338:SER:HA	1:K:343:GLU:CG	2.39	0.52
2:L:257:LEU:HD12	2:L:312:PRO:HB3	1.91	0.52
2:L:35:ILE:HG12	2:L:73:VAL:CG1	2.39	0.52
2:L:382:LEU:H	2:L:382:LEU:CD2	2.12	0.52
2:M:115:THR:O	2:M:116:GLY:O	2.26	0.52
2:M:165:ALA:O	2:M:168:ALA:HB3	2.08	0.52
2:M:227:PRO:O	2:M:231:ARG:NH1	2.39	0.52
2:M:62:GLU:O	2:M:64:THR:N	2.42	0.52
2:N:195:GLY:CA	2:N:224:ALA:HA	2.35	0.52
2:N:300:VAL:HG12	2:N:301:VAL:N	2.23	0.52
2:N:58:GLN:NE2	2:N:233:LEU:HD11	2.24	0.52
1:A:235:THR:CB	1:A:261:GLU:HG2	2.38	0.52
1:A:303:ILE:HD13	1:A:330:TRP:CE2	2.44	0.52
1:B:77:PRO:CA	1:B:145:HIS:CE1	2.92	0.52
1:B:293:ASN:HB3	2:D:292:ALA:HB1	1.91	0.52
1:B:73:VAL:CG1	1:B:309:ILE:HD13	2.35	0.52
1:C:255:CYS:SG	1:C:326:SER:O	2.67	0.52
2:D:336:GLN:O	2:D:357:SER:HA	2.09	0.52
2:D:46:GLN:O	2:D:57:ILE:CA	2.45	0.52
2:E:260:MET:C	2:E:314:LEU:HD22	2.29	0.52
2:E:291:LEU:CA	2:E:294:ILE:HG12	2.17	0.52
2:E:137:THR:HG22	2:E:352:ILE:HD11	1.91	0.52
2:E:39:THR:HG23	2:E:41:ARG:N	2.19	0.52
2:F:194:MET:CE	2:F:235:PRO:HG3	2.39	0.52
2:F:194:MET:HE2	2:F:234:THR:CG2	2.39	0.52
2:F:114:ILE:HA	2:F:240:THR:CB	2.39	0.52
2:M:83:GLY:HA2	2:M:110:LYS:O	2.09	0.52
1:B:113:ARG:NH1	1:B:169:GLU:HG2	2.24	0.52
1:I:526:ALA:HA	1:I:574:PHE:CZ	2.44	0.52
4:H:23:ALA:HB3	4:H:26:ALA:HB2	1.90	0.52
3:O:203:ALA:HA	3:O:206:ALA:HB3	1.90	0.52

*Continued on next page...*

*Continued from previous page...*

Atom-1	Atom-2	Interatomic distance (Å)	Clash overlap (Å)
1:K:550:ARG:NE	2:M:456:LYS:HE2	2.24	0.52
1:I:268:GLU:O	1:I:271:GLU:OE2	2.26	0.52
3:O:51:LYS:HD2	4:P:85:ASP:OD2	2.09	0.52
4:P:86:VAL:HA	4:P:89:TYR:CD1	2.44	0.52
1:I:235:THR:HG22	1:I:236:VAL:N	2.25	0.52
1:I:226:ILE:O	1:I:383:ALA:HA	2.10	0.52
1:I:423:ASN:O	1:I:427:SER:HB2	2.09	0.52
1:K:202:ASN:ND2	1:K:203:THR:H	2.07	0.52
1:K:391:MET:O	1:K:393:GLU:N	2.42	0.52
2:L:373:GLU:HG3	2:L:374:ASP:N	2.22	0.52
2:M:399:ILE:HD12	3:O:159:ARG:CD	2.32	0.52
1:A:313:PHE:O	1:A:318:PHE:CG	2.62	0.52
1:A:413:LEU:HD21	1:A:422:ILE:O	2.08	0.52
1:A:432:THR:HA	1:A:435:LEU:HB2	1.90	0.52
1:A:460:ARG:HD3	1:A:460:ARG:C	2.29	0.52
1:B:130:ARG:O	1:B:132:GLY:N	2.43	0.52
1:B:269:PHE:HZ	1:B:285:THR:CG2	2.17	0.52
1:B:192:ALA:HB1	1:B:364:ARG:HG2	1.92	0.52
1:B:512:ALA:HA	1:B:515:ILE:CD1	2.37	0.52
1:B:12:PRO:O	1:B:51:VAL:HB	2.09	0.52
1:C:234:LYS:HE2	5:C:600:ADP:PB	2.49	0.52
2:D:116:GLY:O	2:D:117:LEU:O	2.28	0.52
2:D:141:MET:HE3	2:D:382:LEU:CD1	2.39	0.52
2:D:405:THR:O	2:D:409:ARG:CB	2.56	0.52
2:E:144:LEU:CD1	2:E:145:VAL:N	2.70	0.52
2:E:190:VAL:HG13	2:E:218:VAL:C	2.29	0.52
2:E:232:ILE:C	2:E:235:PRO:HD2	2.29	0.52
2:F:137:THR:HA	2:F:422:PHE:HE1	1.72	0.52
2:F:147:GLY:CA	2:F:299:GLY:HA2	2.39	0.52
2:F:267:LEU:O	2:F:284:PRO:HG2	2.08	0.52
2:F:314:LEU:HD12	2:F:314:LEU:O	2.10	0.52
1:C:187:TRP:HE3	1:C:187:TRP:HA	1.74	0.52
4:H:54:ASP:CB	4:H:55:PRO:HD3	2.38	0.52
2:D:135:ILE:HG22	2:D:138:ILE:H	1.74	0.52
1:C:485:GLU:HB3	1:C:488:ARG:HD3	1.91	0.52
1:A:92:GLU:HA	1:A:92:GLU:OE2	2.09	0.52
1:J:551:ALA:O	1:J:554:VAL:HB	2.10	0.52
1:I:542:LEU:HB2	1:I:545:LEU:CD1	2.39	0.52
1:A:130:ARG:HD3	1:A:154:ARG:HB3	1.92	0.52
1:I:130:ARG:HD3	1:I:154:ARG:HB3	1.91	0.52
1:K:541:GLN:O	1:K:543:PRO:HD3	2.09	0.52

*Continued on next page...*

*Continued from previous page...*

Atom-1	Atom-2	Interatomic distance (Å)	Clash overlap (Å)
4:P:92:GLU:OE2	4:P:93:LEU:HD23	2.10	0.52
1:I:494:PHE:CE1	1:I:515:ILE:HG22	2.45	0.52
1:I:515:ILE:C	1:I:517:LYS:H	2.11	0.52
1:J:211:ILE:CA	1:J:215:LEU:CD1	2.87	0.52
1:J:26:ASP:HB3	1:J:69:LEU:H	1.73	0.52
1:J:395:VAL:HG12	1:J:396:THR:CG2	2.39	0.52
1:K:123:VAL:O	1:K:124:LYS:HG3	2.09	0.52
1:K:234:LYS:HE3	2:M:331:TYR:CD2	2.45	0.52
1:K:196:GLN:HB2	1:K:371:LEU:HA	1.91	0.52
1:K:400:LEU:HD13	1:K:406:PHE:HB3	1.91	0.52
1:K:401:ARG:HG3	1:K:401:ARG:HH11	1.74	0.52
1:K:403:VAL:HG23	1:K:404:GLY:N	2.25	0.52
1:K:454:ILE:O	1:K:457:LEU:HB2	2.10	0.52
2:L:17:PRO:O	2:L:59:VAL:N	2.43	0.52
2:L:246:ALA:CB	2:L:251:TYR:O	2.58	0.52
2:L:292:ALA:C	2:L:294:ILE:N	2.59	0.52
2:L:391:ASP:HB3	3:O:27:LEU:CD1	2.38	0.52
2:M:264:CYS:SG	2:M:325:ILE:CD1	2.98	0.52
2:M:264:CYS:SG	2:M:325:ILE:HD12	2.49	0.52
1:I:260:ASN:ND2	2:N:147:GLY:O	2.43	0.52
2:N:272:ALA:C	2:N:274:ARG:N	2.62	0.52
1:A:507:CYS:SG	1:A:511:LYS:HE2	2.49	0.52
2:D:323:HIS:O	2:D:326:PRO:CD	2.57	0.52
2:E:196:ILE:CD1	2:E:196:ILE:C	2.77	0.52
2:E:220:PHE:CD1	2:E:234:THR:HG23	2.44	0.52
2:E:332:ILE:HG13	2:E:333:THR:HG23	1.90	0.52
2:F:324:PRO:HA	2:F:327:ASP:OD2	2.10	0.52
2:F:440:TRP:CE2	2:F:462:TYR:HB2	2.44	0.52
1:C:399:THR:O	1:C:403:VAL:CG1	2.57	0.52
1:C:417:ARG:HD2	2:E:383:TYR:HB3	1.90	0.52
3:G:32:ARG:HG2	3:G:157:THR:CG2	2.30	0.52
1:B:116:LYS:CE	1:B:167:THR:HG23	2.38	0.52
2:L:201:LEU:CD2	2:L:223:LYS:HD2	2.39	0.52
2:N:390:VAL:O	2:N:393:ARG:N	2.31	0.52
1:J:507:CYS:SG	1:J:511:LYS:CD	2.97	0.52
1:B:464:LEU:HD23	1:B:464:LEU:C	2.30	0.52
2:M:176:ASP:N	2:M:176:ASP:OD1	2.40	0.52
2:D:156:SER:OG	2:D:156:SER:O	2.16	0.52
1:I:414:ALA:HB2	1:I:421:ALA:CB	2.40	0.52
1:J:302:SER:O	1:J:303:ILE:C	2.48	0.52
1:K:187:TRP:HZ2	1:K:193:ARG:HA	1.75	0.52

*Continued on next page...*

*Continued from previous page...*

Atom-1	Atom-2	Interatomic distance (Å)	Clash overlap (Å)
1:K:262:MET:CE	1:K:266:LEU:HD11	2.38	0.52
1:J:102:ILE:HD11	2:L:119:LEU:O	2.09	0.52
2:L:166:GLN:HG2	2:L:427:GLN:HE22	1.74	0.52
2:L:336:GLN:O	2:L:357:SER:HA	2.09	0.52
2:L:339:LEU:HD21	2:L:352:ILE:HG23	1.91	0.52
2:L:396:VAL:CG1	2:L:397:ALA:N	2.72	0.52
2:M:278:PRO:HA	2:M:285:GLY:N	2.24	0.52
2:N:14:ILE:O	2:N:15:SER:HB2	2.09	0.52
2:N:350:PRO:CD	2:N:425:GLN:O	2.57	0.52
1:A:489:ILE:HG23	1:A:490:ILE:H	1.73	0.52
1:A:494:PHE:CE1	1:A:516:MET:HA	2.45	0.52
1:B:193:ARG:O	1:B:314:ARG:NH1	2.43	0.52
1:C:335:ARG:HD2	1:C:351:PRO:HD3	1.92	0.52
2:D:326:PRO:HG2	2:D:327:ASP:H	1.75	0.52
2:F:377:GLN:HB3	2:F:454:ILE:HG12	1.91	0.52
3:G:25:VAL:CG2	3:G:164:LEU:HD13	2.40	0.52
3:G:67:ALA:HB3	3:G:122:TYR:CE2	2.44	0.52
2:M:85:SER:CB	2:M:109:GLU:HG3	2.39	0.52
1:A:526:ALA:HA	1:A:574:PHE:CZ	2.45	0.52
1:A:530:ILE:HG23	1:A:539:ILE:CD1	2.39	0.52
1:I:202:ASN:HD22	1:I:203:THR:N	2.08	0.52
1:I:257:GLU:N	1:I:290:ASN:O	2.34	0.52
1:J:113:ARG:NH1	1:J:169:GLU:HG2	2.25	0.52
1:J:315:ASP:O	1:J:370:THR:HB	2.10	0.52
1:K:151:PRO:O	1:K:153:VAL:HG23	2.09	0.52
2:M:294:ILE:HG22	2:M:295:TYR:CD1	2.45	0.52
2:M:378:VAL:HG22	2:M:440:TRP:CZ2	2.45	0.52
2:M:18:LEU:HD21	2:M:48:ILE:HD11	1.91	0.52
2:N:147:GLY:HA2	2:N:299:GLY:N	2.24	0.52
1:A:211:ILE:H	1:A:211:ILE:HD12	1.72	0.52
1:A:309:ILE:O	1:A:313:PHE:HD2	1.91	0.52
1:A:41:ARG:NH2	1:A:48:PHE:CE2	2.78	0.52
1:B:293:ASN:HD21	2:D:118:PRO:HG3	1.74	0.52
1:B:226:ILE:HD11	1:B:383:ALA:HA	1.92	0.52
1:B:55:THR:HG22	1:B:58:LEU:HD11	1.91	0.52
1:C:230:PHE:HB2	2:E:336:GLN:NE2	2.23	0.52
1:C:261:GLU:HG3	2:E:360:ARG:HH22	1.75	0.52
1:C:38:GLU:N	1:C:50:GLN:H	2.02	0.52
2:D:46:GLN:N	2:D:58:GLN:H	2.08	0.52
2:E:136:SER:O	2:E:140:VAL:HG23	2.09	0.52
2:E:91:ARG:HH11	2:E:91:ARG:CB	2.22	0.52

*Continued on next page...*

*Continued from previous page...*

Atom-1	Atom-2	Interatomic distance (Å)	Clash overlap (Å)
2:F:48:ILE:HD12	2:F:56:VAL:HG12	1.92	0.52
1:I:274:ASP:HB2	1:I:279:GLY:O	2.08	0.52
4:H:63:MET:SD	4:H:66:ARG:O	2.68	0.52
1:C:130:ARG:NH1	1:C:131:GLY:N	2.54	0.52
2:E:391:ASP:O	2:E:394:LYS:HB3	2.10	0.52
3:G:112:ALA:HA	3:G:131:ARG:HH21	1.74	0.52
1:J:514:GLY:HA3	1:J:559:PHE:CZ	2.44	0.52
1:A:539:ILE:O	1:A:545:LEU:HD11	2.09	0.52
1:I:224:ALA:HB3	1:I:381:VAL:CG2	2.40	0.52
1:J:414:ALA:O	1:J:417:ARG:N	2.28	0.52
2:F:203:TYR:O	2:F:207:GLU:HG2	2.10	0.52
3:O:51:LYS:NZ	4:P:85:ASP:CG	2.63	0.52
1:I:187:TRP:NE1	1:I:193:ARG:HG2	2.24	0.52
1:I:352:PRO:HG2	1:I:353:TYR:CD2	2.45	0.52
1:J:205:PHE:CE1	1:J:207:THR:CA	2.87	0.52
1:J:272:LEU:HB2	1:J:281:LEU:H	1.73	0.52
1:J:253:VAL:CG2	1:J:302:SER:HB3	2.39	0.52
1:J:230:PHE:HD2	1:J:387:PRO:HG3	1.74	0.52
1:K:119:TRP:CZ2	1:K:121:PRO:HA	2.44	0.52
1:K:132:GLY:CA	1:K:151:PRO:HG3	2.27	0.52
1:K:205:PHE:CG	1:K:246:ASN:ND2	2.77	0.52
2:L:132:GLN:HE21	2:L:134:GLY:CA	2.21	0.52
2:L:195:GLY:HA2	2:L:224:ALA:CB	2.40	0.52
2:L:11:ILE:HG22	2:L:21:VAL:HG22	1.90	0.52
2:L:414:PHE:CE2	2:L:445:MET:HB2	2.45	0.52
2:M:196:ILE:HD13	2:M:201:LEU:CD2	2.40	0.52
2:M:190:VAL:HG13	2:M:218:VAL:C	2.29	0.52
2:M:232:ILE:C	2:M:235:PRO:HD2	2.30	0.52
2:N:11:ILE:HD12	2:N:11:ILE:O	2.10	0.52
2:N:132:GLN:HG2	2:N:134:GLY:H	1.75	0.52
2:N:223:LYS:HB2	2:N:226:ASP:OD2	2.09	0.52
1:A:303:ILE:O	1:A:305:VAL:N	2.42	0.52
1:A:436:ASP:OD1	1:A:448:PRO:HB3	2.10	0.52
1:B:219:ALA:HB1	1:B:367:LYS:NZ	2.24	0.52
1:B:305:VAL:CG1	1:B:306:GLY:N	2.68	0.52
1:B:189:VAL:CB	1:B:308:THR:HG21	2.39	0.52
1:B:354:LEU:C	1:B:358:LEU:HD23	2.25	0.52
1:C:236:VAL:CB	5:C:600:ADP:H3'	2.40	0.52
2:D:236:ARG:HB2	2:D:237:MET:HE3	1.91	0.52
2:D:166:GLN:HG2	2:D:427:GLN:CD	2.30	0.52
2:E:237:MET:O	2:E:241:VAL:HG23	2.10	0.52

*Continued on next page...*



*Continued from previous page...*

Atom-1	Atom-2	Interatomic distance (Å)	Clash overlap (Å)
2:F:278:PRO:O	2:F:283:TYR:O	2.28	0.52
3:G:11:LEU:HD22	3:G:183:LEU:HD13	1.92	0.52
1:C:124:LYS:HB3	1:C:125:PRO:HD2	1.92	0.52
1:C:124:LYS:HA	1:C:160:VAL:CG2	2.39	0.52
1:C:209:MET:SD	1:C:497:GLN:NE2	2.82	0.52
1:C:399:THR:HG22	1:C:400:LEU:HD23	1.91	0.52
1:C:216:PHE:CD2	1:C:407:TRP:HD1	2.27	0.52
2:N:381:GLN:OE1	2:N:454:ILE:N	2.41	0.52
4:H:3:VAL:CB	4:H:45:VAL:HG13	2.39	0.52
2:D:90:GLY:CA	2:D:214:LEU:O	2.56	0.52
1:B:497:GLN:O	1:B:499:ALA:N	2.42	0.52
1:K:522:PHE:HE2	1:K:542:LEU:CD1	2.22	0.52
1:A:263:THR:HA	1:A:266:LEU:CD1	2.39	0.52
1:A:140:GLU:OE1	1:A:145:HIS:HB2	2.09	0.52
1:C:22:ALA:O	2:F:67:ASP:CB	2.54	0.52
1:J:204:PRO:HG2	1:J:438:TRP:CE3	2.45	0.52
3:O:154:ILE:CG2	4:P:96:LYS:HE2	2.39	0.52
1:I:234:LYS:CB	1:I:234:LYS:HZ2	2.21	0.52
1:I:262:MET:CE	1:I:289:ALA:HB1	2.39	0.52
1:I:71:LEU:O	1:I:72:ALA:HB2	2.10	0.52
1:J:226:ILE:HD13	1:J:226:ILE:O	2.10	0.52
1:J:253:VAL:HG21	1:J:303:ILE:HA	1.91	0.52
1:J:466:GLU:O	1:J:469:GLN:HG2	2.09	0.52
1:K:124:LYS:HA	1:K:160:VAL:CG2	2.39	0.52
1:K:202:ASN:ND2	1:K:202:ASN:N	2.56	0.52
2:N:131:ILE:HD11	2:N:146:ARG:HD3	1.91	0.52
2:N:314:LEU:HD12	2:N:314:LEU:O	2.10	0.52
1:A:86:GLY:O	1:A:301:ALA:CB	2.57	0.52
1:A:303:ILE:C	1:A:305:VAL:N	2.62	0.52
1:A:341:LEU:HD22	1:A:343:GLU:CG	2.39	0.52
1:B:77:PRO:HB2	1:B:117:TRP:CH2	2.45	0.52
1:B:302:SER:O	1:B:303:ILE:O	2.27	0.52
1:B:303:ILE:HG23	1:B:330:TRP:CD1	2.44	0.52
1:B:396:THR:OG1	1:B:397:GLN:N	2.43	0.52
1:B:457:LEU:O	1:B:461:GLU:HB2	2.09	0.52
1:B:71:LEU:HD12	1:B:72:ALA:N	2.24	0.52
2:D:260:MET:HE2	2:D:260:MET:N	2.25	0.52
2:E:144:LEU:HD11	2:E:148:GLN:N	2.20	0.52
2:E:193:ALA:CB	2:E:196:ILE:HG21	2.39	0.52
2:E:151:PRO:HD3	2:E:333:THR:OG1	2.10	0.52
2:F:146:ARG:NH1	2:F:252:HIS:HB3	2.25	0.52

*Continued on next page...*

*Continued from previous page...*

Atom-1	Atom-2	Interatomic distance (Å)	Clash overlap (Å)
2:F:256:ILE:HD11	2:F:311:ILE:HB	1.91	0.52
2:F:163:ILE:HD13	2:F:352:ILE:HG12	1.91	0.52
2:F:374:ASP:O	2:F:375:HIS:HB2	2.09	0.52
2:F:141:MET:CE	2:F:382:LEU:HD12	2.29	0.52
4:H:70:VAL:CG1	4:H:71:LEU:N	2.73	0.52
3:G:39:PHE:CE2	3:G:150:ILE:HG13	2.45	0.52
3:G:155:LYS:HG3	3:G:156:LYS:N	2.23	0.52
3:G:164:LEU:HG	3:G:168:VAL:HG11	1.92	0.52
2:E:169:ARG:C	2:E:171:ALA:H	2.11	0.52
2:N:386:TYR:OH	2:N:419:GLU:HB3	2.10	0.52
2:N:420:ARG:NH1	2:N:420:ARG:CG	2.71	0.52
1:J:125:PRO:HG3	1:J:160:VAL:CG2	2.34	0.52
2:F:92:ARG:O	2:F:101:ASP:OD2	2.28	0.52
1:A:157:VAL:HA	1:A:175:LEU:HA	1.91	0.52
1:I:400:LEU:C	1:I:402:ILE:H	2.13	0.52
1:I:216:PHE:CE1	1:I:427:SER:O	2.63	0.52
1:J:253:VAL:O	1:J:254:GLY:C	2.46	0.52
1:J:309:ILE:HG13	1:J:313:PHE:HZ	1.71	0.52
1:J:428:TYR:CD2	1:J:428:TYR:C	2.83	0.52
1:K:233:GLY:C	1:K:237:THR:HG23	2.30	0.52
1:K:27:ILE:HB	1:K:67:THR:HB	1.91	0.52
1:K:256:GLY:CA	1:K:329:ARG:CB	2.87	0.52
1:K:338:SER:O	1:K:343:GLU:N	2.43	0.52
1:K:393:GLU:HG2	1:K:395:VAL:N	2.24	0.52
2:L:46:GLN:N	2:L:58:GLN:H	2.07	0.52
2:M:130:PHE:CZ	2:M:143:THR:HG21	2.45	0.52
2:M:343:LEU:CB	2:M:348:ILE:HB	2.26	0.52
2:M:379:SER:O	2:M:383:TYR:HD1	1.93	0.52
2:M:399:ILE:HD12	3:O:155:LYS:HD2	1.91	0.52
2:M:455:SER:HB2	2:M:457:ASP:OD1	2.10	0.52
2:M:457:ASP:O	2:M:461:LYS:HG2	2.10	0.52
2:N:141:MET:HE2	2:N:141:MET:HA	1.92	0.52
1:A:10:ALA:O	1:A:11:GLY:C	2.48	0.52
1:A:193:ARG:HB2	1:A:314:ARG:HH22	1.73	0.52
1:A:211:ILE:N	1:A:211:ILE:CD1	2.67	0.52
1:A:236:VAL:C	1:A:238:GLN:H	2.13	0.52
1:A:260:ASN:ND2	2:F:147:GLY:O	2.43	0.52
1:A:414:ALA:HB2	1:A:421:ALA:CB	2.40	0.52
1:A:422:ILE:O	1:A:422:ILE:HD12	2.10	0.52
1:B:147:ILE:HG21	1:B:183:MET:HA	1.91	0.52
1:B:287:LEU:HD23	1:B:287:LEU:N	2.23	0.52

*Continued on next page...*

*Continued from previous page...*

Atom-1	Atom-2	Interatomic distance (Å)	Clash overlap (Å)
1:C:264:ASP:O	1:C:268:GLU:N	2.39	0.52
2:E:283:TYR:HD1	2:E:287:MET:CE	2.23	0.52
1:C:59:LYS:HG2	2:E:28:ALA:HA	1.91	0.52
2:E:98:LYS:O	2:E:100:ILE:N	2.38	0.52
2:F:213:ALA:C	2:F:215:SER:H	2.12	0.52
2:F:150:LEU:O	2:F:337:ILE:HG22	2.10	0.52
1:C:552:ARG:HH22	2:E:453:ARG:HH11	1.58	0.52
2:N:377:GLN:HB3	2:N:454:ILE:HG12	1.92	0.52
3:G:144:GLU:HA	3:G:147:LEU:HD13	1.92	0.52
4:P:37:VAL:CG1	4:P:68:LEU:HD23	2.40	0.52
2:N:416:ASP:O	2:N:420:ARG:CB	2.58	0.52
1:A:91:LEU:HD13	2:F:121:PRO:CD	2.40	0.52
1:I:544:VAL:HG21	1:I:569:GLU:HG3	1.91	0.52
1:J:204:PRO:HG2	1:J:438:TRP:CD2	2.45	0.52
1:B:342:GLU:HB3	3:G:195:LYS:HZ3	1.75	0.52
1:C:528:ALA:HA	1:C:531:LYS:HB3	1.91	0.52
1:B:141:PHE:H	1:B:141:PHE:HD1	1.57	0.52
3:O:76:VAL:HB	4:P:15:LEU:CD2	2.39	0.52
1:I:238:GLN:HB3	1:I:323:MET:SD	2.50	0.52
1:I:311:GLU:HG2	1:I:314:ARG:NH1	2.24	0.52
1:J:123:VAL:HG23	1:J:124:LYS:N	2.24	0.52
1:J:292:SER:C	1:J:294:MET:H	2.12	0.52
1:J:192:ALA:HB1	1:J:311:GLU:OE2	2.10	0.52
1:J:6:ILE:HG13	1:J:64:VAL:CG2	2.32	0.52
1:K:257:GLU:OE1	1:K:261:GLU:OE2	2.28	0.52
1:K:335:ARG:HD2	1:K:351:PRO:HD3	1.92	0.52
1:K:338:SER:HA	1:K:343:GLU:HG2	1.91	0.52
1:K:84:TYR:O	1:K:85:ASP:CG	2.48	0.52
2:L:242:ALA:O	2:L:245:LEU:HB2	2.09	0.52
2:M:218:VAL:CB	2:M:220:PHE:HE2	2.21	0.52
2:M:220:PHE:HB3	2:M:234:THR:CG2	2.39	0.52
2:M:268:ARG:HG2	2:M:283:TYR:CE1	2.45	0.52
2:N:213:ALA:C	2:N:215:SER:N	2.64	0.52
2:N:234:THR:N	2:N:235:PRO:CD	2.73	0.52
2:N:149:LYS:CA	2:N:311:ILE:HG12	2.39	0.52
2:N:426:GLY:C	2:N:428:GLN:N	2.64	0.52
1:A:41:ARG:O	1:A:42:LEU:HD23	2.10	0.52
1:B:156:ARG:O	1:B:175:LEU:CD2	2.58	0.52
2:E:123:ALA:O	2:E:301:VAL:CG1	2.57	0.52
2:E:222:ASN:O	2:E:223:LYS:HB2	2.10	0.52
2:E:360:ARG:O	2:E:360:ARG:HG3	2.10	0.52

*Continued on next page...*

*Continued from previous page...*

Atom-1	Atom-2	Interatomic distance (Å)	Clash overlap (Å)
2:E:62:GLU:O	2:E:64:THR:N	2.43	0.52
2:E:90:GLY:HA3	2:E:214:LEU:O	2.10	0.52
2:F:132:GLN:HB3	2:F:172:THR:O	2.09	0.52
2:F:36:LYS:NZ	2:F:40:GLY:HA2	2.25	0.52
2:F:68:LEU:HD23	2:F:68:LEU:N	2.24	0.52
1:C:119:TRP:CD1	1:C:121:PRO:HD3	2.45	0.52
1:C:253:VAL:O	1:C:253:VAL:HG13	2.10	0.52
1:C:408:ARG:HG2	1:C:408:ARG:NH1	2.25	0.52
3:G:130:PHE:HA	3:G:133:TYR:CE2	2.45	0.52
1:A:156:ARG:O	1:A:176:GLU:N	2.35	0.52
1:J:438:TRP:CZ2	1:J:442:ASN:HB2	2.45	0.52
2:D:30:GLY:O	2:D:79:VAL:HG22	2.10	0.52
3:O:130:PHE:CD1	4:P:16:ALA:HB3	2.43	0.52
1:I:515:ILE:O	1:I:517:LYS:N	2.42	0.52
1:I:419:PHE:CE2	5:I:600:ADP:H2	2.27	0.52
1:J:393:GLU:O	1:J:397:GLN:NE2	2.43	0.52
1:J:67:THR:OG1	1:J:69:LEU:HB3	2.09	0.52
1:K:331:ALA:O	1:K:332:GLU:C	2.48	0.52
2:L:340:SER:HB3	2:L:343:LEU:CG	2.40	0.52
2:L:141:MET:HE1	2:L:382:LEU:HG	1.89	0.52
1:K:83:ILE:HD12	2:M:122:VAL:HG22	1.91	0.52
2:M:161:ASN:HA	2:M:204:PHE:CZ	2.45	0.52
2:M:91:ARG:CB	2:M:91:ARG:HH11	2.23	0.52
2:N:150:LEU:HD12	2:N:150:LEU:N	2.24	0.52
3:O:167:VAL:O	3:O:171:GLY:CA	2.58	0.52
1:A:224:ALA:HB3	1:A:381:VAL:CG2	2.39	0.52
1:B:202:ASN:ND2	1:B:203:THR:N	2.50	0.52
1:B:229:PRO:CG	1:B:232:SER:OG	2.57	0.52
1:B:294:MET:HB3	1:B:295:PRO:CD	2.40	0.52
1:C:269:PHE:HB2	1:C:270:PRO:HD3	1.92	0.52
2:E:190:VAL:HG13	2:E:218:VAL:CB	2.39	0.52
2:E:263:TYR:CE2	2:E:267:LEU:CD2	2.92	0.52
2:E:278:PRO:HA	2:E:285:GLY:N	2.25	0.52
1:A:269:PHE:O	1:A:272:LEU:HG	2.10	0.52
1:C:125:PRO:HA	1:C:157:VAL:HG12	1.92	0.52
1:C:198:LYS:HG3	1:C:368:VAL:HG11	1.91	0.52
4:H:12:GLY:HA2	4:H:15:LEU:CD1	2.38	0.52
2:M:85:SER:HA	2:M:109:GLU:HB2	1.91	0.52
1:B:111:LEU:H	1:B:111:LEU:HD12	1.71	0.52
2:L:92:ARG:NH2	2:L:214:LEU:HD22	2.25	0.52
1:K:530:ILE:HG22	1:K:539:ILE:HG12	1.91	0.52

*Continued on next page...*

*Continued from previous page...*

Atom-1	Atom-2	Interatomic distance (Å)	Clash overlap (Å)
2:F:16:GLY:C	2:F:18:LEU:H	2.13	0.52
2:F:8:TYR:CE2	2:F:24:ALA:HB2	2.45	0.52
4:P:1:MET:HA	4:P:42:TYR:HB3	1.90	0.51
1:I:419:PHE:HA	1:I:420:PRO:C	2.29	0.51
1:I:477:GLN:HG2	1:I:478:ASP:N	2.22	0.51
1:I:507:CYS:SG	1:I:511:LYS:HE2	2.50	0.51
1:J:294:MET:HB3	1:J:295:PRO:CD	2.39	0.51
1:J:310:ALA:CA	1:J:313:PHE:CE2	2.93	0.51
1:K:253:VAL:HG13	1:K:253:VAL:O	2.10	0.51
2:L:151:PRO:CD	2:L:333:THR:HB	2.37	0.51
1:I:480:GLU:OE2	2:L:397:ALA:HB2	2.10	0.51
2:M:18:LEU:CG	2:M:57:ILE:C	2.77	0.51
2:N:240:THR:HG23	2:N:243:GLU:OE1	2.11	0.51
2:N:272:ALA:O	2:N:274:ARG:N	2.43	0.51
2:N:150:LEU:C	2:N:311:ILE:HG23	2.30	0.51
3:O:176:ILE:HD12	3:O:180:GLN:OE1	2.11	0.51
1:A:210:ARG:HA	1:A:214:VAL:HG23	1.93	0.51
1:A:210:ARG:O	1:A:214:VAL:HB	2.10	0.51
1:A:439:TYR:HB3	1:A:447:TYR:CD2	2.44	0.51
1:A:457:LEU:HD21	1:A:483:VAL:HG13	1.92	0.51
1:B:211:ILE:HA	1:B:215:LEU:HD21	1.92	0.51
1:B:262:MET:O	1:B:266:LEU:HD11	2.09	0.51
1:B:466:GLU:O	1:B:469:GLN:HG2	2.10	0.51
1:C:6:ILE:HB	1:C:61:GLY:HA2	1.91	0.51
2:D:287:MET:CB	2:D:291:LEU:HD13	2.40	0.51
2:E:14:ILE:HA	2:E:19:LEU:CB	2.40	0.51
2:E:321:ARG:HA	2:E:326:PRO:CG	2.39	0.51
2:E:33:VAL:O	2:E:44:GLY:HA2	2.10	0.51
1:C:151:PRO:O	1:C:153:VAL:HG23	2.10	0.51
1:C:86:GLY:HA2	1:C:288:ILE:HG23	1.92	0.51
4:P:71:LEU:C	4:P:71:LEU:HD12	2.30	0.51
4:H:40:GLY:HA2	4:H:42:TYR:CE2	2.45	0.51
3:G:87:GLU:OE1	4:H:42:TYR:C	2.48	0.51
2:N:164:ALA:O	2:N:167:ILE:HG12	2.09	0.51
1:I:89:ARG:HH11	1:I:107:VAL:HB	1.74	0.51
1:C:93:ARG:HA	1:C:96:GLU:OE1	2.10	0.51
2:D:243:GLU:O	2:D:247:PHE:HB2	2.10	0.51
2:N:421:PHE:N	2:N:421:PHE:CD2	2.74	0.51
4:P:3:VAL:HG13	4:P:18:LEU:CD2	2.40	0.51
1:I:292:SER:C	1:I:294:MET:H	2.14	0.51
1:I:13:ALA:CB	1:I:340:ARG:HE	2.18	0.51

*Continued on next page...*

*Continued from previous page...*

Atom-1	Atom-2	Interatomic distance (Å)	Clash overlap (Å)
1:I:492:GLU:HA	1:I:496:GLN:NE2	2.26	0.51
1:J:123:VAL:C	1:J:124:LYS:CD	2.78	0.51
1:J:174:VAL:HG22	1:J:180:GLU:HB3	1.91	0.51
1:J:249:VAL:HB	1:J:320:VAL:CA	2.35	0.51
1:J:29:LYS:HB2	1:J:65:VAL:O	2.10	0.51
1:J:448:PRO:HA	1:J:451:ARG:HG3	1.92	0.51
1:J:448:PRO:CB	1:J:451:ARG:HH21	2.23	0.51
1:K:447:TYR:CD1	1:K:513:TYR:HB2	2.44	0.51
2:L:11:ILE:CG2	2:L:19:LEU:HD11	2.40	0.51
2:L:135:ILE:HG22	2:L:138:ILE:H	1.75	0.51
2:L:414:PHE:CZ	2:L:442:LEU:O	2.64	0.51
2:M:136:SER:O	2:M:137:THR:C	2.47	0.51
2:M:291:LEU:HD23	2:M:294:ILE:HG12	1.92	0.51
2:M:149:LYS:CD	2:M:334:GLU:OE2	2.58	0.51
2:M:418:PHE:HD1	2:M:418:PHE:O	1.93	0.51
2:N:13:TYR:O	2:N:19:LEU:HD12	2.10	0.51
2:N:151:PRO:O	2:N:337:ILE:CG2	2.58	0.51
3:O:167:VAL:O	3:O:171:GLY:N	2.44	0.51
1:A:41:ARG:HD2	1:A:42:LEU:N	2.26	0.51
1:A:515:ILE:C	1:A:517:LYS:N	2.61	0.51
1:B:251:VAL:O	1:B:252:TYR:HB2	2.10	0.51
1:B:262:MET:CE	1:B:289:ALA:HB1	2.40	0.51
1:B:309:ILE:O	1:B:310:ALA:C	2.49	0.51
1:B:307:VAL:O	1:B:311:GLU:HG3	2.10	0.51
1:C:95:ARG:C	1:C:95:ARG:HD3	2.30	0.51
2:D:166:GLN:HE22	2:D:170:GLN:NE2	2.06	0.51
2:D:95:GLY:HA3	2:D:222:ASN:HB2	1.91	0.51
2:E:230:GLU:HA	2:E:233:LEU:HG	1.92	0.51
2:E:260:MET:SD	2:E:260:MET:N	2.82	0.51
2:E:115:THR:O	2:E:297:ARG:NH2	2.42	0.51
2:E:126:LYS:HE3	2:E:364:ASN:HB3	1.91	0.51
2:F:131:ILE:CD1	2:F:173:VAL:HG12	2.40	0.51
2:F:272:ALA:O	2:F:274:ARG:N	2.43	0.51
2:F:381:GLN:HE22	2:F:451:LEU:HA	1.75	0.51
2:F:54:TYR:CD2	2:F:54:TYR:C	2.83	0.51
2:F:93:PHE:CD1	2:F:93:PHE:N	2.78	0.51
1:C:202:ASN:N	1:C:202:ASN:ND2	2.56	0.51
1:C:216:PHE:HD2	1:C:407:TRP:HD1	1.57	0.51
1:C:86:GLY:O	1:C:87:ILE:HG23	2.11	0.51
3:G:154:ILE:H	3:G:154:ILE:CD1	2.22	0.51
2:D:208:PHE:HA	2:D:213:ALA:CB	2.39	0.51

*Continued on next page...*

*Continued from previous page...*

Atom-1	Atom-2	Interatomic distance (Å)	Clash overlap (Å)
2:E:86:LYS:O	2:E:89:LEU:HG	2.11	0.51
1:A:31:GLY:CA	1:A:58:LEU:CD2	2.88	0.51
2:N:63:THR:O	2:N:63:THR:HG23	2.09	0.51
2:D:130:PHE:HE2	2:D:178:SER:OG	1.92	0.51
3:O:50:ARG:HH21	3:O:140:VAL:HG13	1.74	0.51
1:I:303:ILE:HD13	1:I:330:TRP:CE2	2.46	0.51
1:I:454:ILE:CG2	1:I:455:SER:N	2.73	0.51
1:J:106:VAL:HG12	1:J:107:VAL:H	1.73	0.51
1:J:135:LEU:HD13	1:J:147:ILE:HG22	1.91	0.51
1:J:21:GLY:N	2:M:68:LEU:HB2	2.25	0.51
1:J:226:ILE:H	1:J:226:ILE:HD13	1.76	0.51
1:J:258:ARG:O	1:J:261:GLU:N	2.43	0.51
1:K:260:ASN:C	1:K:262:MET:N	2.64	0.51
1:K:354:LEU:HG	1:K:355:ALA:H	1.74	0.51
1:K:224:ALA:HB3	1:K:407:TRP:CH2	2.45	0.51
2:L:144:LEU:HD11	2:L:148:GLN:HG3	1.92	0.51
2:L:378:VAL:HG12	2:L:379:SER:N	2.24	0.51
2:L:166:GLN:HG2	2:L:427:GLN:CD	2.31	0.51
2:M:14:ILE:HA	2:M:19:LEU:HB3	1.91	0.51
2:N:125:ARG:CG	2:N:126:LYS:N	2.69	0.51
2:N:68:LEU:CD2	2:N:68:LEU:H	2.18	0.51
1:A:73:VAL:O	1:A:73:VAL:HG13	2.10	0.51
1:B:216:PHE:CB	1:B:429:SER:HB3	2.40	0.51
1:B:263:THR:HA	1:B:266:LEU:CD1	2.41	0.51
2:D:81:ARG:HG2	2:D:113:PRO:HA	1.92	0.51
2:D:298:ALA:HB2	2:D:310:GLN:OE1	2.10	0.51
2:D:392:ILE:HG22	2:D:392:ILE:O	2.11	0.51
2:E:19:LEU:O	2:E:21:VAL:HG23	2.10	0.51
1:B:360:ALA:HB2	2:E:225:ASP:HB3	1.91	0.51
2:E:295:TYR:C	2:E:297:ARG:H	2.13	0.51
2:F:51:SER:HB2	2:F:54:TYR:O	2.11	0.51
2:E:379:SER:O	2:E:383:TYR:CD1	2.62	0.51
3:G:110:ASP:CG	3:G:111:GLY:H	2.13	0.51
3:G:150:ILE:HA	3:G:153:GLU:CG	2.40	0.51
3:G:150:ILE:HA	3:G:153:GLU:OE2	2.10	0.51
4:H:49:GLU:HG3	4:H:49:GLU:O	2.11	0.51
2:N:408:ASP:O	2:N:411:TYR:HB2	2.09	0.51
1:A:563:PHE:CD1	1:A:564:GLU:N	2.79	0.51
1:A:6:ILE:HB	1:A:61:GLY:H	1.76	0.51
1:K:477:GLN:O	1:K:480:GLU:HB2	2.11	0.51
1:I:85:ASP:C	1:I:87:ILE:H	2.13	0.51

*Continued on next page...*

*Continued from previous page...*

Atom-1	Atom-2	Interatomic distance (Å)	Clash overlap (Å)
2:E:372:ARG:HH12	2:E:437:GLN:CA	2.23	0.51
2:L:130:PHE:HE2	2:L:178:SER:HG	1.55	0.51
2:L:130:PHE:HE2	2:L:178:SER:OG	1.93	0.51
1:K:555:SER:HB3	1:K:558:GLU:HB2	1.91	0.51
3:O:123:THR:O	3:O:127:SER:N	2.31	0.51
3:O:131:ARG:O	3:O:135:GLU:HB2	2.09	0.51
1:I:310:ALA:HB2	1:I:322:LEU:HD12	1.93	0.51
1:J:237:THR:OG1	1:J:238:GLN:NE2	2.43	0.51
1:J:282:MET:HE1	1:J:282:MET:O	2.11	0.51
1:K:100:ILE:HG13	1:K:101:TYR:CD1	2.45	0.51
1:K:362:TYR:CD2	1:K:403:VAL:HG12	2.45	0.51
1:K:384:VAL:HG13	1:K:395:VAL:HG12	1.93	0.51
2:L:133:THR:O	2:L:170:GLN:HB3	2.10	0.51
2:L:256:ILE:HG12	2:L:311:ILE:HB	1.92	0.51
2:L:404:LEU:HD22	2:L:405:THR:H	1.75	0.51
2:L:446:LEU:CD2	2:L:446:LEU:H	2.18	0.51
1:I:21:GLY:CA	2:L:67:ASP:HB2	2.27	0.51
2:M:144:LEU:HD13	2:M:148:GLN:HG2	1.92	0.51
2:M:146:ARG:HG3	2:M:146:ARG:O	2.09	0.51
2:M:190:VAL:HB	2:M:255:VAL:HG13	1.91	0.51
2:M:124:ARG:HA	2:M:301:VAL:HA	1.91	0.51
2:M:31:ALA:H	2:M:47:VAL:CG2	2.24	0.51
2:M:78:ASP:H	2:M:81:ARG:HH21	1.58	0.51
2:N:114:ILE:HA	2:N:240:THR:CB	2.41	0.51
2:N:136:SER:OG	2:N:430:ARG:CZ	2.58	0.51
2:N:289:THR:O	2:N:292:ALA:N	2.33	0.51
2:N:433:GLU:O	2:N:435:SER:N	2.43	0.51
2:N:54:TYR:C	2:N:54:TYR:CD2	2.84	0.51
1:A:451:ARG:HA	1:A:516:MET:SD	2.50	0.51
1:A:485:GLU:O	1:A:486:VAL:C	2.47	0.51
1:B:272:LEU:CB	1:B:281:LEU:HB3	2.35	0.51
1:B:311:GLU:CB	1:B:314:ARG:NH2	2.73	0.51
1:B:314:ARG:O	1:B:316:GLN:N	2.43	0.51
1:C:35:LEU:HB3	1:C:53:GLU:HB2	1.92	0.51
2:D:186:PRO:HG2	2:D:252:HIS:H	1.76	0.51
2:D:263:TYR:CZ	2:D:294:ILE:HD11	2.46	0.51
1:B:42:LEU:HD22	2:E:14:ILE:HD12	1.92	0.51
2:E:337:ILE:HD13	2:E:338:GLN:CA	2.41	0.51
2:E:344:HIS:HB2	2:E:351:PRO:CB	2.40	0.51
2:F:239:LEU:HD13	2:F:297:ARG:CD	2.38	0.51
4:H:56:GLU:CG	4:H:71:LEU:HD21	2.40	0.51

*Continued on next page...*



*Continued from previous page...*

Atom-1	Atom-2	Interatomic distance (Å)	Clash overlap (Å)
1:I:119:TRP:HE1	1:I:121:PRO:HB3	1.75	0.51
1:C:401:ARG:HE	1:C:402:ILE:HD11	1.74	0.51
2:D:244:TYR:O	2:D:248:GLU:HB2	2.10	0.51
2:E:373:GLU:N	2:E:373:GLU:OE2	2.44	0.51
2:F:190:VAL:HG12	2:F:238:ALA:HB1	1.93	0.51
3:O:150:ILE:HA	3:O:153:GLU:OE2	2.10	0.51
3:O:72:GLY:O	3:O:73:PRO:C	2.49	0.51
1:I:12:PRO:HG2	1:I:340:ARG:CD	2.40	0.51
1:I:67:THR:HG22	1:I:69:LEU:H	1.75	0.51
1:J:273:THR:O	1:J:274:ASP:C	2.48	0.51
1:K:210:ARG:O	1:K:214:VAL:HG23	2.09	0.51
1:K:391:MET:N	1:K:391:MET:SD	2.83	0.51
1:K:436:ASP:N	1:K:437:PRO:CD	2.73	0.51
1:K:419:PHE:HD2	1:K:498:ASN:HA	1.76	0.51
1:K:8:LYS:HG3	1:K:15:ILE:HD13	1.93	0.51
2:L:95:GLY:CA	2:L:222:ASN:HB2	2.39	0.51
2:M:214:LEU:CD1	2:M:219:LEU:HD11	2.40	0.51
2:N:134:GLY:N	2:N:170:GLN:O	2.43	0.51
2:N:31:ALA:HB3	2:N:47:VAL:CB	2.40	0.51
3:O:164:LEU:O	3:O:169:ILE:N	2.43	0.51
1:A:395:VAL:CA	1:A:398:SER:HG	2.23	0.51
1:A:41:ARG:HB3	1:A:48:PHE:HD2	1.75	0.51
1:B:303:ILE:HD11	1:B:304:TYR:CE2	2.46	0.51
1:C:270:PRO:O	1:C:280:PRO:HB3	2.09	0.51
1:C:30:VAL:HG12	1:C:31:GLY:N	2.26	0.51
2:D:149:LYS:HD2	2:D:295:TYR:O	2.10	0.51
2:D:11:ILE:HG22	2:D:21:VAL:HG22	1.93	0.51
1:A:359:ALA:HB3	2:D:224:ALA:O	2.11	0.51
2:D:263:TYR:CE2	2:D:291:LEU:HG	2.43	0.51
2:E:137:THR:CG2	2:E:423:ILE:HA	2.41	0.51
2:E:290:ASP:O	2:E:292:ALA:N	2.44	0.51
2:E:80:ALA:HB1	2:E:114:ILE:CG1	2.35	0.51
2:F:13:TYR:O	2:F:19:LEU:HD12	2.11	0.51
2:F:194:MET:HE1	2:F:235:PRO:HG3	1.92	0.51
1:C:174:VAL:HG13	1:C:180:GLU:HG3	1.93	0.51
1:C:314:ARG:HG3	1:C:377:ALA:N	2.23	0.51
3:G:53:LEU:HB3	3:G:132:ARG:HB3	1.91	0.51
4:H:85:ASP:OD1	4:H:86:VAL:HG13	2.11	0.51
1:I:134:VAL:CG2	1:I:146:LYS:HD3	2.41	0.51
2:M:251:TYR:C	2:M:253:VAL:H	2.13	0.51
2:E:85:SER:CB	2:E:109:GLU:H	2.06	0.51

*Continued on next page...*

*Continued from previous page...*

Atom-1	Atom-2	Interatomic distance (Å)	Clash overlap (Å)
1:A:365:ALA:O	1:A:378:VAL:HB	2.10	0.51
1:J:507:CYS:HB2	1:J:511:LYS:HD3	1.92	0.51
1:J:538:GLU:O	1:J:539:ILE:C	2.49	0.51
3:O:16:GLY:HA2	3:O:19:ARG:CG	2.40	0.51
2:E:22:GLU:C	2:E:24:ALA:H	2.12	0.51
2:D:226:ASP:HB3	2:D:227:PRO:HD2	1.92	0.51
2:E:132:GLN:NE2	2:E:432:ILE:H	2.09	0.51
3:O:144:GLU:HA	3:O:147:LEU:HD13	1.92	0.51
4:P:53:PRO:HB2	4:P:73:PRO:HB3	1.91	0.51
1:I:396:THR:OG1	1:I:397:GLN:N	2.44	0.51
1:I:418:HIS:HD1	1:I:496:GLN:CG	2.23	0.51
1:I:494:PHE:HE1	1:I:516:MET:HA	1.76	0.51
1:I:27:ILE:N	1:I:71:LEU:HD23	2.26	0.51
1:I:86:GLY:O	1:I:301:ALA:CB	2.58	0.51
1:J:198:LYS:O	1:J:367:LYS:O	2.29	0.51
1:J:218:VAL:O	1:J:218:VAL:HG23	2.10	0.51
1:J:24:MET:HA	1:J:39:ILE:HG22	1.91	0.51
1:J:512:ALA:O	1:J:515:ILE:HB	2.11	0.51
1:K:37:GLY:HA2	1:K:50:GLN:O	2.10	0.51
2:L:312:PRO:O	2:L:313:ILE:CG1	2.52	0.51
2:L:329:THR:O	2:L:333:THR:HG23	2.11	0.51
2:M:193:ALA:HA	2:M:258:THR:CG2	2.40	0.51
2:M:298:ALA:CB	2:M:310:GLN:HE21	2.23	0.51
1:A:235:THR:HG22	1:A:236:VAL:N	2.25	0.51
1:A:439:TYR:HB3	1:A:447:TYR:HD2	1.74	0.51
1:A:1:MET:HE3	1:A:67:THR:HA	1.92	0.51
1:B:202:ASN:ND2	1:B:202:ASN:H	2.09	0.51
1:B:362:TYR:O	1:B:364:ARG:N	2.44	0.51
1:C:8:LYS:CB	2:E:51:SER:HB2	2.41	0.51
2:D:117:LEU:CB	2:D:118:PRO:HD2	2.40	0.51
2:D:31:ALA:HB3	2:D:47:VAL:CB	2.41	0.51
2:D:20:PHE:CD2	2:D:54:TYR:HD2	2.27	0.51
2:E:293:THR:O	2:E:297:ARG:CD	2.59	0.51
2:E:378:VAL:HG12	2:E:382:LEU:CD2	2.38	0.51
2:F:156:SER:N	2:F:341:ARG:HH12	2.05	0.51
2:F:377:GLN:HB3	2:F:454:ILE:HA	1.92	0.51
1:C:119:TRP:CZ3	1:C:136:GLY:CA	2.89	0.51
1:C:246:ASN:O	1:C:247:ALA:CB	2.58	0.51
1:C:195:VAL:CG1	1:C:314:ARG:NH2	2.74	0.51
1:C:367:LYS:HE3	1:C:375:GLU:OE2	2.10	0.51
2:M:216:ARG:HG2	2:M:216:ARG:NH1	2.25	0.51

*Continued on next page...*

*Continued from previous page...*

Atom-1	Atom-2	Interatomic distance (Å)	Clash overlap (Å)
4:P:33:LEU:CA	4:P:36:LEU:CD1	2.84	0.51
1:I:157:VAL:HG22	1:I:175:LEU:CD2	2.41	0.51
3:O:58:LYS:CB	4:P:78:LYS:NZ	2.72	0.51
2:M:373:GLU:OE2	2:M:373:GLU:N	2.43	0.51
2:M:365:GLY:HA2	2:M:370:LYS:HE2	1.92	0.51
2:M:370:LYS:CD	2:M:370:LYS:H	2.24	0.51
4:P:23:ALA:HB3	4:P:26:ALA:HB2	1.90	0.51
1:I:384:VAL:HG22	1:I:395:VAL:CG1	2.39	0.51
1:J:227:PRO:HG2	1:J:409:LEU:H	1.76	0.51
1:J:497:GLN:O	1:J:499:ALA:N	2.44	0.51
2:L:353:ASP:HB2	2:L:354:PRO:CD	2.37	0.51
2:L:31:ALA:HB3	2:L:47:VAL:HB	1.91	0.51
2:M:324:PRO:HB3	2:M:328:LEU:CG	2.41	0.51
2:M:36:LYS:CB	2:M:42:VAL:HG22	2.41	0.51
2:N:105:PRO:C	2:N:106:ILE:HG23	2.31	0.51
1:K:428:TYR:CE2	2:N:157:GLY:HA3	2.46	0.51
2:N:239:LEU:HD13	2:N:297:ARG:CD	2.39	0.51
2:N:334:GLU:CB	2:N:360:ARG:HD2	2.40	0.51
2:N:166:GLN:NE2	2:N:425:GLN:NE2	2.54	0.51
1:A:238:GLN:HE22	1:A:325:ASP:CA	2.23	0.51
1:A:456:GLU:O	1:A:460:ARG:HB3	2.11	0.51
1:A:483:VAL:O	1:A:486:VAL:HB	2.11	0.51
1:B:206:LEU:HD13	1:B:208:GLY:CA	2.41	0.51
5:C:600:ADP:PB	2:E:360:ARG:HH12	2.34	0.51
1:C:26:ASP:HA	1:C:70:PRO:CA	2.40	0.51
2:D:32:ILE:HD13	2:D:32:ILE:N	2.25	0.51
2:D:348:ILE:HA	2:D:424:ASN:HB2	1.92	0.51
2:E:16:GLY:HA2	2:E:63:THR:OG1	2.11	0.51
2:E:251:TYR:C	2:E:253:VAL:H	2.14	0.51
2:E:281:ARG:NH1	2:E:322:THR:HB	2.25	0.51
2:F:150:LEU:HA	2:F:335:GLY:C	2.30	0.51
2:F:240:THR:HG23	2:F:243:GLU:OE1	2.10	0.51
1:A:258:ARG:CG	2:F:332:ILE:HA	2.34	0.51
3:G:167:VAL:O	3:G:171:GLY:HA3	2.09	0.51
2:D:189:VAL:O	2:D:217:SER:HB3	2.11	0.51
2:F:300:VAL:HA	2:F:307:SER:CB	2.41	0.51
1:I:30:VAL:HA	1:I:63:PRO:C	2.31	0.51
1:C:401:ARG:HG3	1:C:401:ARG:HH11	1.76	0.51
1:K:126:GLY:HA2	1:K:156:ARG:HH12	1.76	0.51
2:F:413:GLN:HA	2:F:413:GLN:HE21	1.73	0.51
1:J:14:VAL:CG1	1:J:15:ILE:N	2.73	0.51

*Continued on next page...*

*Continued from previous page...*

Atom-1	Atom-2	Interatomic distance (Å)	Clash overlap (Å)
1:K:20:LEU:HD21	1:K:45:ASP:HB3	1.93	0.51
3:G:98:GLY:O	3:G:99:SER:OG	2.27	0.51
3:O:53:LEU:CD2	3:O:136:ALA:HB2	2.36	0.51
3:O:103:ARG:HD3	3:O:142:ASN:HB3	1.92	0.51
4:P:95:ARG:HE	4:P:96:LYS:CG	2.00	0.51
1:I:315:ASP:C	1:I:317:GLY:N	2.63	0.51
1:J:42:LEU:HD13	2:M:14:ILE:CG2	2.41	0.51
1:J:42:LEU:HD23	2:M:68:LEU:CD1	2.39	0.51
1:K:124:LYS:HB3	1:K:125:PRO:HD2	1.92	0.51
1:K:485:GLU:HB3	1:K:488:ARG:CD	2.41	0.51
2:L:324:PRO:HD2	2:L:325:ILE:H	1.76	0.51
2:N:131:ILE:HD13	2:N:173:VAL:HG12	1.92	0.51
2:N:131:ILE:HD11	2:N:146:ARG:HG3	1.91	0.51
2:N:151:PRO:HD3	2:N:333:THR:HG21	1.92	0.51
2:N:131:ILE:HG23	2:N:173:VAL:N	2.24	0.51
2:N:48:ILE:HD12	2:N:56:VAL:CG1	2.40	0.51
3:O:167:VAL:HG13	3:O:168:VAL:N	2.25	0.51
1:B:102:ILE:HD11	2:D:121:PRO:HD3	1.92	0.51
1:B:262:MET:HG3	1:B:291:THR:CA	2.36	0.51
1:B:40:ILE:O	1:B:42:LEU:HD12	2.11	0.51
1:B:32:GLU:N	1:B:63:PRO:HD2	2.26	0.51
1:C:235:THR:HG22	1:C:236:VAL:HG23	1.93	0.51
1:C:267:VAL:HG21	2:E:124:ARG:O	2.10	0.51
2:D:35:ILE:HG12	2:D:73:VAL:CG1	2.40	0.51
2:E:286:TYR:O	2:E:289:THR:HB	2.10	0.51
2:E:316:MET:O	2:E:317:PRO:O	2.28	0.51
2:E:338:GLN:HG2	2:E:340:SER:H	1.75	0.51
2:E:343:LEU:H	2:E:343:LEU:HD23	1.76	0.51
2:F:131:ILE:HD11	2:F:146:ARG:HG3	1.92	0.51
2:F:151:PRO:CD	2:F:333:THR:HG21	2.41	0.51
2:F:33:VAL:HA	2:F:74:SER:O	2.11	0.51
2:F:35:ILE:CD1	2:F:59:VAL:HG22	2.41	0.51
2:F:68:LEU:CD2	2:F:68:LEU:H	2.15	0.51
1:I:242:ALA:HB1	1:I:250:VAL:CG2	2.41	0.51
1:I:281:LEU:C	1:I:283:HIS:N	2.63	0.51
1:C:171:PRO:CB	1:C:180:GLU:HB3	2.41	0.51
1:C:314:ARG:HA	1:C:318:PHE:O	2.11	0.51
3:G:27:LEU:HB3	3:G:31:LYS:HE2	1.93	0.51
1:B:158:LYS:O	1:B:159:GLU:O	2.28	0.51
1:I:564:GLU:HA	1:I:567:MET:CG	2.41	0.51
1:B:493:ASP:CG	1:B:549:GLY:HA2	2.31	0.51

*Continued on next page...*

*Continued from previous page...*

Atom-1	Atom-2	Interatomic distance (Å)	Clash overlap (Å)
1:J:488:ARG:NH2	1:J:489:ILE:CD1	2.74	0.51
1:A:85:ASP:C	1:A:87:ILE:H	2.13	0.51
2:N:392:ILE:H	2:N:392:ILE:HD12	1.75	0.51
1:K:226:ILE:HD12	1:K:383:ALA:HB2	1.92	0.51
1:K:541:GLN:O	1:K:543:PRO:CD	2.59	0.51
2:N:30:GLY:O	2:N:78:ASP:O	2.28	0.51
3:O:50:ARG:O	3:O:54:ASP:CB	2.45	0.51
3:O:64:LEU:HD22	3:O:126:ALA:CB	2.41	0.51
1:I:204:PRO:HG3	1:I:435:LEU:HD22	1.91	0.51
1:I:341:LEU:HB3	1:I:343:GLU:CD	2.31	0.51
1:I:346:ALA:CB	2:L:272:ALA:HB1	2.41	0.51
1:J:132:GLY:CA	1:J:150:PRO:O	2.59	0.51
1:J:323:MET:HG2	1:J:381:VAL:CG1	2.41	0.51
1:J:486:VAL:CG1	1:J:490:ILE:HD11	2.40	0.51
1:J:80:LEU:O	1:J:82:GLY:N	2.44	0.51
1:K:161:LYS:HG3	1:K:172:VAL:HA	1.92	0.51
1:K:193:ARG:HD3	1:K:315:ASP:OD2	2.10	0.51
1:K:199:LEU:HD12	1:K:369:ILE:H	1.67	0.51
1:K:420:PRO:HG2	1:K:422:ILE:CG2	2.41	0.51
1:K:484:ILE:HG22	1:K:485:GLU:HG3	1.93	0.51
2:L:166:GLN:HE22	2:L:170:GLN:NE2	2.09	0.51
2:L:414:PHE:CZ	2:L:443:LEU:HA	2.46	0.51
2:M:190:VAL:HG13	2:M:218:VAL:CB	2.40	0.51
1:A:51:VAL:HB	1:A:340:ARG:NH2	2.20	0.51
1:B:119:TRP:CE2	1:B:172:VAL:CG1	2.94	0.51
1:B:262:MET:HE1	1:B:289:ALA:CB	2.41	0.51
1:B:465:GLN:O	1:B:466:GLU:C	2.49	0.51
1:C:39:ILE:HD11	1:C:66:SER:HB2	1.93	0.51
2:D:436:LEU:C	2:D:436:LEU:HD23	2.31	0.51
2:E:290:ASP:O	2:E:294:ILE:CD1	2.54	0.51
2:E:36:LYS:CB	2:E:42:VAL:HG22	2.41	0.51
2:F:141:MET:HE2	2:F:141:MET:HA	1.93	0.51
2:F:144:LEU:HG	2:F:145:VAL:N	2.26	0.51
2:F:150:LEU:HG	2:F:335:GLY:CA	2.39	0.51
1:C:483:VAL:HG12	1:C:483:VAL:O	2.11	0.51
1:A:153:VAL:O	1:A:153:VAL:HG12	2.11	0.51
2:E:85:SER:CB	2:E:109:GLU:HG3	2.38	0.51
1:B:210:ARG:NE	1:B:497:GLN:HB2	2.24	0.51
1:A:539:ILE:HG12	1:A:574:PHE:CE2	2.42	0.51
2:L:244:TYR:HD1	2:L:248:GLU:HG3	1.76	0.51
1:K:565:GLU:CD	1:K:566:ALA:N	2.64	0.51

*Continued on next page...*

*Continued from previous page...*

Atom-1	Atom-2	Interatomic distance (Å)	Clash overlap (Å)
1:I:98:THR:HG21	1:I:103:THR:HB	1.93	0.51
3:O:119:THR:CG2	3:O:123:THR:CG2	2.88	0.51
3:O:67:ALA:HA	3:O:70:PHE:CE1	2.46	0.51
1:I:195:VAL:HG12	1:I:314:ARG:NH2	2.25	0.51
1:I:354:LEU:HD13	2:L:268:ARG:CD	2.41	0.51
1:I:8:LYS:HD3	1:I:9:ILE:O	2.11	0.51
1:J:205:PHE:HD1	1:J:205:PHE:C	2.11	0.51
1:J:209:MET:HB2	1:J:212:LEU:HB2	1.93	0.51
1:J:203:THR:O	1:J:219:ALA:CA	2.59	0.51
1:J:229:PRO:HG2	1:J:232:SER:HG	1.75	0.51
1:J:354:LEU:CA	1:J:358:LEU:HD23	2.41	0.51
1:J:227:PRO:O	1:J:385:SER:HB2	2.11	0.51
1:J:440:ARG:HB3	1:J:445:GLU:O	2.10	0.51
1:K:100:ILE:HG13	1:K:101:TYR:CE1	2.46	0.51
1:K:148:LEU:HD11	1:K:315:ASP:HB2	1.92	0.51
1:K:149:VAL:HG13	1:K:181:LEU:HD13	1.93	0.51
1:K:228:GLY:O	1:K:229:PRO:O	2.29	0.51
1:K:391:MET:C	1:K:393:GLU:N	2.64	0.51
2:L:135:ILE:HD11	2:L:167:ILE:HG12	1.92	0.51
2:L:404:LEU:CD2	2:L:405:THR:H	2.24	0.51
2:M:259:ASP:C	2:M:261:THR:H	2.13	0.51
2:M:386:TYR:HA	2:M:414:PHE:HD1	1.76	0.51
2:M:94:ASN:ND2	2:M:94:ASN:C	2.63	0.51
2:N:151:PRO:CD	2:N:333:THR:HG21	2.41	0.51
2:N:154:SER:CA	2:N:158:LEU:HD23	2.39	0.51
1:I:293:ASN:HB3	2:N:292:ALA:C	2.32	0.51
3:O:179:ILE:HG22	3:O:183:LEU:CD1	2.33	0.51
1:A:466:GLU:O	1:A:470:LEU:HG	2.11	0.51
1:B:149:VAL:HG22	1:B:150:PRO:O	2.11	0.51
1:B:5:VAL:O	1:B:16:ALA:HB1	2.10	0.51
1:B:195:VAL:HG23	1:B:196:GLN:H	1.76	0.51
1:B:203:THR:O	1:B:219:ALA:CA	2.59	0.51
1:B:205:PHE:CB	1:B:219:ALA:O	2.58	0.51
1:B:295:PRO:CB	1:B:298:ALA:HB2	2.36	0.51
1:B:309:ILE:HG13	1:B:313:PHE:CZ	2.46	0.51
1:B:346:ALA:O	1:B:347:GLU:C	2.50	0.51
1:B:26:ASP:HB3	1:B:69:LEU:H	1.74	0.51
1:C:258:ARG:CZ	1:C:329:ARG:NE	2.74	0.51
2:D:154:SER:O	2:D:316:MET:SD	2.69	0.51
2:D:31:ALA:HB3	2:D:47:VAL:HB	1.93	0.51
2:D:166:GLN:HG2	2:D:427:GLN:HE22	1.76	0.51

*Continued on next page...*

*Continued from previous page...*

Atom-1	Atom-2	Interatomic distance (Å)	Clash overlap (Å)
2:E:226:ASP:CG	2:E:227:PRO:HD2	2.32	0.51
1:C:59:LYS:HE2	2:E:28:ALA:HA	1.91	0.51
2:E:293:THR:O	2:E:297:ARG:CG	2.59	0.51
2:E:340:SER:O	2:E:342:GLU:N	2.44	0.51
2:E:126:LYS:HZ1	2:E:364:ASN:HB3	1.76	0.51
2:E:417:ALA:HA	2:E:421:PHE:CD1	2.46	0.51
2:F:163:ILE:HD13	2:F:352:ILE:CG1	2.40	0.51
2:F:293:THR:O	2:F:297:ARG:CG	2.59	0.51
2:F:147:GLY:HA2	2:F:299:GLY:N	2.26	0.51
4:H:32:LEU:O	4:H:33:LEU:C	2.48	0.51
4:H:1:MET:HE1	4:H:3:VAL:HG11	1.93	0.51
4:H:47:VAL:HG12	4:H:48:ASP:N	2.26	0.51
2:D:92:ARG:NH2	2:D:214:LEU:HD22	2.26	0.51
1:I:131:GLY:HA2	1:I:149:VAL:O	2.11	0.51
3:O:18:LEU:C	3:O:22:GLN:HB3	2.30	0.51
1:A:363:GLU:CD	2:D:198:GLN:HB3	2.31	0.51
2:M:84:VAL:HG23	2:M:88:MET:SD	2.50	0.51
1:K:547:ARG:HG2	1:K:547:ARG:HH11	1.76	0.51
3:O:154:ILE:HG21	4:P:96:LYS:HB3	1.93	0.50
1:I:217:PRO:HD2	1:I:432:THR:HB	1.92	0.50
1:I:230:PHE:CD2	2:N:327:ASP:HA	2.45	0.50
1:I:259:GLY:HA3	2:N:124:ARG:NH2	2.26	0.50
1:I:263:THR:HA	1:I:266:LEU:HG	1.93	0.50
1:I:341:LEU:HB3	1:I:343:GLU:CG	2.41	0.50
1:I:1:MET:HB3	1:I:67:THR:N	2.25	0.50
1:J:113:ARG:O	1:J:167:THR:CG2	2.58	0.50
1:J:135:LEU:HD12	1:J:149:VAL:N	2.26	0.50
1:J:314:ARG:HD2	1:J:315:ASP:OD2	2.11	0.50
1:J:5:VAL:CA	1:J:64:VAL:CG2	2.89	0.50
1:K:406:PHE:HE1	1:K:408:ARG:HB2	1.76	0.50
1:K:454:ILE:HG22	1:K:457:LEU:HD12	1.93	0.50
1:K:470:LEU:HD23	1:K:471:VAL:HG12	1.93	0.50
2:M:136:SER:O	2:M:140:VAL:HG23	2.11	0.50
2:M:255:VAL:C	2:M:256:ILE:HD12	2.31	0.50
2:M:360:ARG:O	2:M:360:ARG:HG3	2.10	0.50
2:M:126:LYS:HE3	2:M:364:ASN:HB3	1.93	0.50
2:N:152:ILE:HD13	2:N:313:ILE:HG23	1.92	0.50
2:N:193:ALA:HB3	2:N:222:ASN:N	2.23	0.50
2:N:350:PRO:O	2:N:423:ILE:HG22	2.11	0.50
2:N:34:ASP:CA	2:N:43:ARG:O	2.57	0.50
1:A:292:SER:C	1:A:294:MET:N	2.65	0.50

*Continued on next page...*

*Continued from previous page...*

Atom-1	Atom-2	Interatomic distance (Å)	Clash overlap (Å)
1:B:230:PHE:HD2	1:B:387:PRO:HG3	1.76	0.50
1:B:62:GLU:HB3	1:B:63:PRO:HD2	1.91	0.50
1:C:269:PHE:C	1:C:271:GLU:H	2.15	0.50
2:D:152:ILE:HG12	2:D:313:ILE:HG12	1.93	0.50
2:D:446:LEU:CD2	2:D:446:LEU:H	2.17	0.50
2:D:377:GLN:HB2	2:D:454:ILE:HG23	1.93	0.50
2:D:28:ALA:CA	2:D:50:VAL:HG11	2.41	0.50
2:E:352:ILE:O	2:E:423:ILE:HD13	2.12	0.50
2:F:135:ILE:CG2	2:F:136:SER:H	2.24	0.50
2:F:263:TYR:CZ	2:F:291:LEU:CD2	2.94	0.50
2:F:310:GLN:C	2:F:311:ILE:HG13	2.31	0.50
1:A:258:ARG:NH2	2:F:331:TYR:CB	2.72	0.50
2:F:396:VAL:HG12	2:F:397:ALA:H	1.76	0.50
2:F:62:GLU:O	2:F:64:THR:N	2.44	0.50
2:F:73:VAL:HG12	2:F:74:SER:N	2.26	0.50
4:H:37:VAL:CG1	4:H:68:LEU:HD23	2.41	0.50
1:C:136:GLY:O	1:C:147:ILE:N	2.43	0.50
1:C:436:ASP:N	1:C:437:PRO:CD	2.75	0.50
2:E:418:PHE:O	2:E:418:PHE:HD1	1.93	0.50
3:G:163:ALA:O	3:G:166:GLN:N	2.37	0.50
3:G:62:ALA:O	3:G:65:LEU:HB2	2.11	0.50
3:G:78:GLY:C	3:G:117:VAL:HG21	2.32	0.50
1:A:123:VAL:O	1:A:125:PRO:HD3	2.11	0.50
2:L:88:MET:HB3	2:L:218:VAL:CG2	2.41	0.50
2:L:88:MET:SD	2:L:106:ILE:HG22	2.51	0.50
3:O:18:LEU:O	3:O:22:GLN:CB	2.48	0.50
1:A:221:GLY:O	1:A:378:VAL:O	2.28	0.50
1:J:507:CYS:SG	1:J:508:SER:N	2.83	0.50
1:A:263:THR:HA	1:A:266:LEU:CG	2.41	0.50
1:C:22:ALA:C	2:F:67:ASP:HB3	2.31	0.50
1:I:215:LEU:O	1:I:217:PRO:CD	2.59	0.50
1:I:204:PRO:HD2	1:I:438:TRP:CE3	2.47	0.50
1:J:18:GLY:C	1:J:19:MET:HG3	2.31	0.50
1:J:290:ASN:HD21	1:J:294:MET:CG	2.22	0.50
1:J:303:ILE:HG23	1:J:330:TRP:CD1	2.46	0.50
1:J:361:PHE:C	1:J:362:TYR:HD2	2.15	0.50
1:K:138:VAL:HG12	1:K:139:PRO:O	2.11	0.50
1:K:284:ARG:HG3	1:K:284:ARG:O	2.08	0.50
2:L:142:ASN:ND2	2:L:358:LEU:HA	2.27	0.50
2:L:155:GLY:CA	2:L:158:LEU:HD13	2.38	0.50
2:L:158:LEU:O	2:L:160:ALA:N	2.44	0.50

*Continued on next page...*



*Continued from previous page...*

Atom-1	Atom-2	Interatomic distance (Å)	Clash overlap (Å)
2:M:92:ARG:HG3	2:M:219:LEU:HB2	1.93	0.50
2:N:58:GLN:HE22	2:N:233:LEU:HD11	1.76	0.50
2:N:21:VAL:O	2:N:54:TYR:HB2	2.11	0.50
1:A:227:PRO:HD2	1:A:407:TRP:O	2.10	0.50
1:A:295:PRO:HB2	1:A:298:ALA:HB2	1.92	0.50
1:A:326:SER:OG	1:A:329:ARG:HD2	2.11	0.50
1:B:399:THR:O	1:B:400:LEU:C	2.46	0.50
1:B:442:ASN:H	1:B:442:ASN:HD22	1.53	0.50
1:B:62:GLU:O	1:B:64:VAL:N	2.44	0.50
1:C:262:MET:SD	1:C:266:LEU:HD11	2.51	0.50
2:D:141:MET:SD	2:D:382:LEU:HB2	2.52	0.50
2:D:392:ILE:HG23	2:D:404:LEU:HD12	1.93	0.50
2:D:454:ILE:HB	2:D:459:ILE:HD11	1.92	0.50
2:E:165:ALA:O	2:E:168:ALA:HB3	2.11	0.50
2:E:298:ALA:CB	2:E:310:GLN:NE2	2.69	0.50
2:E:349:TYR:HD2	2:E:426:GLY:HA2	1.76	0.50
2:F:137:THR:HG21	2:F:425:GLN:OE1	2.10	0.50
2:F:150:LEU:HD21	2:F:359:SER:CB	2.40	0.50
2:F:394:LYS:HG3	2:F:395:LEU:HG	1.92	0.50
2:F:435:SER:O	2:F:436:LEU:C	2.49	0.50
1:C:144:THR:HB	1:C:318:PHE:CZ	2.37	0.50
1:C:199:LEU:HD21	1:C:369:ILE:HG22	1.92	0.50
1:C:223:THR:CG2	1:C:380:ILE:HB	2.41	0.50
1:C:409:LEU:HA	1:C:422:ILE:HA	1.93	0.50
2:E:399:ILE:CD1	3:G:155:LYS:HD2	2.42	0.50
1:A:136:GLY:O	1:A:146:LYS:HG2	2.11	0.50
1:I:156:ARG:O	1:I:176:GLU:N	2.35	0.50
1:I:119:TRP:CE2	1:I:172:VAL:HB	2.46	0.50
1:A:319:SER:HA	1:A:377:ALA:H	1.76	0.50
2:N:16:GLY:C	2:N:18:LEU:H	2.15	0.50
4:P:49:GLU:HG3	4:P:49:GLU:O	2.10	0.50
4:P:85:ASP:OD1	4:P:86:VAL:HG13	2.11	0.50
4:P:94:VAL:C	4:P:96:LYS:H	2.14	0.50
1:I:215:LEU:C	1:I:217:PRO:CD	2.80	0.50
1:J:74:GLU:H	1:J:88:GLN:NE2	2.08	0.50
1:K:187:TRP:CZ2	1:K:193:ARG:HA	2.46	0.50
1:K:235:THR:HG22	1:K:236:VAL:HG23	1.92	0.50
1:K:266:LEU:O	1:K:270:PRO:HD3	2.11	0.50
2:L:353:ASP:OD1	2:L:356:PRO:CB	2.54	0.50
2:M:130:PHE:CE1	2:M:143:THR:CB	2.90	0.50
2:M:202:SER:HA	2:M:205:ILE:HG13	1.93	0.50

*Continued on next page...*

*Continued from previous page...*

Atom-1	Atom-2	Interatomic distance (Å)	Clash overlap (Å)
2:M:263:TYR:CE2	2:M:267:LEU:CD2	2.95	0.50
2:M:438:ILE:HG23	2:M:441:ALA:HB3	1.93	0.50
2:M:91:ARG:HH11	2:M:91:ARG:CA	2.25	0.50
2:N:435:SER:O	2:N:436:LEU:C	2.49	0.50
1:A:292:SER:C	1:A:294:MET:H	2.12	0.50
1:A:443:VAL:HG22	1:A:509:MET:SD	2.51	0.50
1:A:485:GLU:O	1:A:488:ARG:N	2.44	0.50
1:A:8:LYS:O	1:A:14:VAL:CG1	2.58	0.50
1:B:211:ILE:O	1:B:215:LEU:CD1	2.48	0.50
1:B:272:LEU:CD1	1:B:282:MET:CA	2.89	0.50
1:C:16:ALA:CB	1:C:19:MET:SD	2.99	0.50
1:C:250:VAL:CG2	1:C:284:ARG:HE	2.23	0.50
1:C:344:MET:HG3	2:F:273:ALA:HA	1.92	0.50
2:D:342:GLU:HA	2:D:345:ARG:HD3	1.93	0.50
2:D:143:THR:CA	2:D:362:MET:HG3	2.40	0.50
2:E:349:TYR:N	2:E:424:ASN:OD1	2.41	0.50
2:F:268:ARG:NH1	2:F:268:ARG:HG2	2.24	0.50
2:F:26:ASP:O	2:F:27:LEU:HB2	2.12	0.50
3:G:127:SER:O	3:G:130:PHE:CD2	2.63	0.50
3:G:25:VAL:HB	3:G:164:LEU:CD1	2.40	0.50
3:G:91:ALA:CB	3:G:104:LEU:HD23	2.40	0.50
2:L:200:GLU:C	2:L:202:SER:N	2.65	0.50
2:F:165:ALA:O	2:F:168:ALA:N	2.44	0.50
1:A:31:GLY:HA2	1:A:62:GLU:HB3	1.94	0.50
1:J:481:ARG:HH11	1:J:481:ARG:CG	2.24	0.50
1:I:339:SER:O	2:N:276:GLU:HG2	2.10	0.50
1:K:381:VAL:O	1:K:381:VAL:CG1	2.59	0.50
1:A:268:GLU:O	1:A:271:GLU:OE2	2.29	0.50
2:E:370:LYS:CD	2:E:370:LYS:H	2.24	0.50
1:K:501:HIS:NE2	1:K:553:TYR:CE2	2.79	0.50
2:F:192:ALA:HB3	2:F:257:LEU:HD23	1.92	0.50
3:O:136:ALA:C	3:O:138:ILE:N	2.65	0.50
1:I:487:GLY:O	1:I:490:ILE:HB	2.11	0.50
1:K:199:LEU:HD21	1:K:369:ILE:HG22	1.94	0.50
1:K:264:ASP:O	1:K:268:GLU:N	2.39	0.50
1:K:79:MET:HB3	1:K:286:VAL:HG21	1.94	0.50
1:K:344:MET:HB3	2:N:272:ALA:HB1	1.93	0.50
2:L:440:TRP:HB3	2:L:463:TYR:O	2.12	0.50
2:M:155:GLY:CA	2:M:315:SER:HB3	2.40	0.50
1:K:385:SER:HB3	2:M:331:TYR:HE2	1.76	0.50
2:M:392:ILE:O	2:M:394:LYS:N	2.45	0.50

*Continued on next page...*

*Continued from previous page...*

Atom-1	Atom-2	Interatomic distance (Å)	Clash overlap (Å)
2:N:26:ASP:O	2:N:27:LEU:HB2	2.11	0.50
1:B:211:ILE:CG2	1:B:215:LEU:HD22	2.41	0.50
1:B:309:ILE:HG23	1:B:313:PHE:HZ	1.74	0.50
1:B:438:TRP:HA	1:B:441:GLU:HB2	1.93	0.50
1:B:424:TRP:HE1	1:B:458:LEU:HB3	1.76	0.50
1:C:391:MET:SD	1:C:391:MET:N	2.84	0.50
2:D:257:LEU:HD12	2:D:312:PRO:HB3	1.92	0.50
2:D:323:HIS:O	2:D:326:PRO:CG	2.59	0.50
2:E:278:PRO:HB3	2:E:283:TYR:C	2.31	0.50
2:E:49:GLU:HB3	2:E:56:VAL:CG2	2.38	0.50
2:E:95:GLY:O	2:E:96:ILE:CG2	2.59	0.50
2:F:134:GLY:N	2:F:170:GLN:O	2.43	0.50
2:F:272:ALA:C	2:F:274:ARG:N	2.63	0.50
2:F:147:GLY:HA2	2:F:299:GLY:H	1.75	0.50
2:F:21:VAL:O	2:F:54:TYR:HB2	2.12	0.50
2:F:22:GLU:CG	2:F:54:TYR:HB3	2.27	0.50
2:F:48:ILE:HD12	2:F:56:VAL:CG1	2.42	0.50
1:C:467:ILE:HG23	1:C:470:LEU:CD2	2.40	0.50
3:G:66:LEU:HD22	3:G:66:LEU:N	2.26	0.50
3:G:85:PRO:HG3	3:G:108:PHE:CE1	2.47	0.50
4:H:48:ASP:HB3	4:H:51:LEU:CD2	2.42	0.50
1:K:530:ILE:HD12	1:K:536:ILE:CG1	2.42	0.50
1:I:536:ILE:HA	1:I:539:ILE:HD12	1.94	0.50
1:A:157:VAL:HG13	1:A:174:VAL:O	2.11	0.50
4:P:7:PRO:HG2	4:P:8:GLU:N	2.25	0.50
4:P:99:GLY:O	4:P:100:PHE:HB3	2.11	0.50
1:I:205:PHE:HD2	1:I:206:LEU:H	1.60	0.50
1:I:41:ARG:NH2	1:I:48:PHE:CE2	2.79	0.50
1:I:490:ILE:HG23	1:I:494:PHE:CD2	2.46	0.50
1:I:9:ILE:HD13	1:I:14:VAL:HG22	1.94	0.50
1:J:241:LEU:O	1:J:245:SER:CB	2.58	0.50
1:J:92:GLU:C	1:J:94:ILE:N	2.62	0.50
1:K:16:ALA:CB	1:K:64:VAL:HG21	2.41	0.50
1:K:236:VAL:HG12	1:K:236:VAL:O	2.12	0.50
1:K:85:ASP:OD1	1:K:90:PRO:N	2.44	0.50
2:L:31:ALA:HB3	2:L:47:VAL:CB	2.41	0.50
2:M:100:ILE:O	2:M:101:ASP:C	2.49	0.50
2:M:127:PRO:C	2:M:145:VAL:HG11	2.32	0.50
2:M:412:LEU:HG	2:M:413:GLN:N	2.26	0.50
2:N:339:LEU:HD22	2:N:352:ILE:CD1	2.41	0.50
3:O:164:LEU:HA	3:O:168:VAL:HG23	1.94	0.50

*Continued on next page...*

*Continued from previous page...*

Atom-1	Atom-2	Interatomic distance (Å)	Clash overlap (Å)
1:A:235:THR:HG22	1:A:236:VAL:HG23	1.92	0.50
1:A:216:PHE:CE1	1:A:427:SER:O	2.65	0.50
1:A:42:LEU:HB3	2:D:68:LEU:HD23	1.91	0.50
1:C:258:ARG:NE	2:E:288:TYR:CE1	2.79	0.50
1:C:327:THR:HG21	1:C:384:VAL:HG22	1.93	0.50
2:E:115:THR:O	2:E:297:ARG:CZ	2.60	0.50
2:E:154:SER:HB3	2:E:315:SER:OG	2.12	0.50
2:E:16:GLY:N	2:E:17:PRO:CD	2.74	0.50
2:E:222:ASN:C	2:E:224:ALA:H	2.15	0.50
2:E:185:GLU:HG2	2:E:252:HIS:NE2	2.27	0.50
2:E:271:GLY:O	2:E:272:ALA:O	2.29	0.50
2:E:30:GLY:HA2	2:E:47:VAL:N	2.27	0.50
2:E:324:PRO:HB3	2:E:328:LEU:CD2	2.40	0.50
2:F:310:GLN:O	2:F:311:ILE:CG1	2.53	0.50
2:F:334:GLU:HA	2:F:360:ARG:CD	2.30	0.50
3:G:24:GLY:O	3:G:28:LEU:CG	2.57	0.50
4:P:30:GLN:CA	4:P:33:LEU:HG	2.42	0.50
1:I:153:VAL:HG12	1:I:153:VAL:O	2.12	0.50
2:L:208:PHE:CA	2:L:213:ALA:HB3	2.40	0.50
1:I:123:VAL:O	1:I:123:VAL:HG23	2.12	0.50
1:J:545:LEU:HD23	1:J:546:GLU:N	2.26	0.50
1:I:6:ILE:HB	1:I:62:GLU:N	2.26	0.50
1:A:7:GLN:HB2	1:A:17:LYS:CB	2.41	0.50
1:I:38:GLU:O	1:I:50:GLN:HB3	2.11	0.50
2:L:9:THR:HG23	2:L:10:GLY:N	2.27	0.50
3:O:54:ASP:OD2	4:P:81:PHE:CZ	2.65	0.50
1:I:367:LYS:HA	1:I:377:ALA:HB2	1.92	0.50
1:J:72:ALA:HA	1:J:188:PRO:HA	1.93	0.50
1:J:230:PHE:HD1	2:L:360:ARG:NH1	2.10	0.50
1:J:253:VAL:HG21	1:J:302:SER:C	2.32	0.50
1:J:40:ILE:O	1:J:42:LEU:HD12	2.11	0.50
1:K:300:GLU:CA	1:K:330:TRP:HE1	2.22	0.50
2:L:22:GLU:HA	2:L:54:TYR:HA	1.93	0.50
2:L:35:ILE:HG12	2:L:73:VAL:HG13	1.94	0.50
2:M:316:MET:HB2	2:M:317:PRO:CD	2.41	0.50
2:N:138:ILE:HD12	2:N:138:ILE:N	2.26	0.50
2:N:12:THR:OG1	2:N:21:VAL:HA	2.11	0.50
2:N:94:ASN:O	2:N:95:GLY:C	2.49	0.50
1:A:231:GLY:HA2	2:F:360:ARG:NH2	2.26	0.50
1:A:235:THR:CG2	1:A:236:VAL:N	2.75	0.50
1:A:253:VAL:CG1	1:A:322:LEU:HD21	2.41	0.50

*Continued on next page...*

*Continued from previous page...*

Atom-1	Atom-2	Interatomic distance (Å)	Clash overlap (Å)
1:A:456:GLU:O	1:A:460:ARG:CB	2.60	0.50
1:A:473:PRO:C	1:A:476:LEU:HG	2.32	0.50
1:B:228:GLY:HA2	1:B:409:LEU:HD23	1.94	0.50
1:B:232:SER:O	1:B:233:GLY:C	2.49	0.50
1:B:243:LYS:HB3	1:B:244:TRP:CZ3	2.47	0.50
1:B:370:THR:OG1	1:B:373:GLY:N	2.44	0.50
1:C:27:ILE:HG12	1:C:71:LEU:HA	1.93	0.50
1:C:258:ARG:NE	1:C:329:ARG:CD	2.74	0.50
1:C:330:TRP:O	1:C:331:ALA:C	2.50	0.50
1:C:76:GLY:O	1:C:79:MET:HE1	2.11	0.50
1:C:81:ASN:HB2	1:C:282:MET:O	2.12	0.50
2:D:117:LEU:HD22	2:D:118:PRO:HD2	1.92	0.50
2:D:22:GLU:HA	2:D:54:TYR:HA	1.94	0.50
2:D:277:ILE:HG12	3:G:194:LEU:HD22	1.92	0.50
2:D:329:THR:O	2:D:333:THR:HG23	2.11	0.50
2:E:227:PRO:O	2:E:231:ARG:NH1	2.44	0.50
2:E:294:ILE:HG22	2:E:295:TYR:CD2	2.46	0.50
2:E:339:LEU:HD22	2:E:352:ILE:HG22	1.94	0.50
1:C:210:ARG:NE	1:C:497:GLN:HB2	2.25	0.50
3:G:53:LEU:CD2	3:G:132:ARG:HG3	2.42	0.50
3:G:25:VAL:HB	3:G:164:LEU:HD11	1.93	0.50
3:G:72:GLY:O	3:G:73:PRO:C	2.50	0.50
1:A:119:TRP:HE1	1:A:121:PRO:HB3	1.77	0.50
2:N:165:ALA:O	2:N:168:ALA:N	2.44	0.50
1:I:529:ALA:O	1:I:534:VAL:CB	2.59	0.50
1:B:493:ASP:CB	1:B:549:GLY:HA2	2.40	0.50
1:B:530:ILE:HD12	1:B:530:ILE:C	2.31	0.50
1:J:412:SER:O	1:J:415:PHE:N	2.45	0.50
4:P:99:GLY:O	4:P:100:PHE:HD1	1.94	0.50
4:P:93:LEU:O	4:P:98:ILE:N	2.44	0.50
1:J:111:LEU:HB3	1:J:115:LYS:HZ2	1.77	0.50
1:J:240:SER:O	1:J:241:LEU:C	2.49	0.50
1:J:424:TRP:HE1	1:J:458:LEU:HB3	1.75	0.50
1:J:62:GLU:HB3	1:J:63:PRO:HD2	1.93	0.50
1:J:91:LEU:O	1:J:94:ILE:HB	2.11	0.50
1:K:75:LEU:HB2	1:K:185:HIS:CE1	2.47	0.50
1:K:330:TRP:O	1:K:333:ALA:N	2.44	0.50
2:L:163:ILE:HG12	2:L:349:TYR:CE1	2.46	0.50
2:L:258:THR:CA	2:L:260:MET:HE1	2.41	0.50
2:L:142:ASN:ND2	2:L:358:LEU:CB	2.74	0.50
2:M:123:ALA:O	2:M:301:VAL:CG1	2.57	0.50

*Continued on next page...*

*Continued from previous page...*

Atom-1	Atom-2	Interatomic distance (Å)	Clash overlap (Å)
2:M:124:ARG:O	2:M:124:ARG:HG3	2.11	0.50
2:M:151:PRO:CG	2:M:336:GLN:HA	2.32	0.50
2:N:114:ILE:HG22	2:N:240:THR:CB	2.19	0.50
2:N:62:GLU:N	2:N:62:GLU:CD	2.64	0.50
2:N:68:LEU:HD23	2:N:68:LEU:N	2.26	0.50
2:M:281:ARG:NH2	3:O:181:GLN:OE1	2.45	0.50
1:A:12:PRO:HG2	1:A:340:ARG:CD	2.41	0.50
1:B:211:ILE:CA	1:B:215:LEU:HD13	2.42	0.50
1:B:217:PRO:O	1:B:218:VAL:HG13	2.12	0.50
1:B:272:LEU:HD13	1:B:282:MET:CA	2.40	0.50
1:B:490:ILE:HD13	1:B:490:ILE:N	2.26	0.50
1:C:14:VAL:HB	1:C:51:VAL:HG23	1.93	0.50
1:C:268:GLU:OE2	2:E:364:ASN:ND2	2.44	0.50
1:C:30:VAL:HG12	1:C:31:GLY:H	1.75	0.50
2:D:340:SER:HB3	2:D:343:LEU:CG	2.42	0.50
2:D:56:VAL:O	2:D:57:ILE:HD13	2.11	0.50
2:F:151:PRO:HD3	2:F:333:THR:HG21	1.94	0.50
2:F:414:PHE:C	2:F:414:PHE:CD2	2.85	0.50
2:F:58:GLN:HE22	2:F:233:LEU:HD11	1.77	0.50
4:H:56:GLU:HG3	4:H:71:LEU:HD21	1.94	0.50
1:C:202:ASN:HD22	1:C:203:THR:H	1.60	0.50
1:C:196:GLN:H	1:C:370:THR:C	2.13	0.50
1:C:409:LEU:HA	1:C:421:ALA:O	2.12	0.50
2:N:455:SER:O	2:N:459:ILE:HB	2.11	0.50
3:G:136:ALA:O	3:G:138:ILE:N	2.45	0.50
1:I:149:VAL:CG1	1:I:181:LEU:HD11	2.37	0.50
4:P:54:ASP:CB	4:P:55:PRO:HD3	2.40	0.50
1:C:530:ILE:HD12	1:C:536:ILE:CG1	2.42	0.50
2:D:84:VAL:O	2:D:85:SER:HB2	2.11	0.50
4:H:7:PRO:HD3	4:H:23:ALA:HA	1.92	0.50
1:C:477:GLN:O	1:C:480:GLU:HB2	2.12	0.50
2:M:436:LEU:HA	2:M:439:ALA:CB	2.41	0.50
1:J:95:ARG:NH1	1:J:99:GLY:O	2.45	0.50
4:P:51:LEU:HD22	4:P:51:LEU:H	1.77	0.50
1:I:447:TYR:O	1:I:451:ARG:CG	2.56	0.50
1:K:199:LEU:HD11	1:K:369:ILE:CG2	2.42	0.50
1:K:211:ILE:O	1:K:215:LEU:HG	2.12	0.50
1:K:21:GLY:HA3	2:N:69:ALA:CB	2.40	0.50
1:K:328:SER:HB2	1:K:385:SER:O	2.11	0.50
1:K:401:ARG:HE	1:K:402:ILE:HD11	1.76	0.50
1:K:439:TYR:CE1	1:K:451:ARG:NH1	2.70	0.50

*Continued on next page...*

*Continued from previous page...*

Atom-1	Atom-2	Interatomic distance (Å)	Clash overlap (Å)
1:K:436:ASP:HA	1:K:439:TYR:HB2	1.92	0.50
1:K:26:ASP:HA	1:K:70:PRO:CA	2.42	0.50
1:K:83:ILE:O	1:K:90:PRO:HA	2.12	0.50
2:L:154:SER:O	2:L:316:MET:HE1	2.11	0.50
2:L:325:ILE:N	2:L:326:PRO:CD	2.74	0.50
2:M:144:LEU:HD12	2:M:145:VAL:HG23	1.94	0.50
2:M:391:ASP:O	2:M:394:LYS:HB3	2.11	0.50
2:N:230:GLU:HA	2:N:233:LEU:HB2	1.94	0.50
2:N:293:THR:O	2:N:297:ARG:CG	2.60	0.50
2:N:149:LYS:NZ	2:N:333:THR:HA	2.20	0.50
2:N:350:PRO:HD2	2:N:425:GLN:O	2.12	0.50
1:A:234:LYS:CG	1:A:383:ALA:CB	2.87	0.50
1:B:132:GLY:HA3	1:B:149:VAL:O	2.10	0.50
1:B:322:LEU:CD1	1:B:323:MET:N	2.72	0.50
1:B:491:ARG:HA	1:B:495:LEU:HB2	1.93	0.50
1:B:75:LEU:O	1:B:185:HIS:N	2.39	0.50
1:C:255:CYS:O	1:C:257:GLU:N	2.44	0.50
1:C:324:ALA:O	1:C:383:ALA:CB	2.60	0.50
2:E:377:GLN:HB3	2:E:454:ILE:CG2	2.30	0.50
2:E:95:GLY:O	2:E:97:GLY:N	2.45	0.50
2:F:131:ILE:HD11	2:F:146:ARG:CD	2.42	0.50
2:F:152:ILE:HG13	2:F:337:ILE:HG21	1.93	0.50
3:G:106:ALA:CB	3:G:138:ILE:HD11	2.40	0.50
4:P:66:ARG:HG2	4:P:67:ASP:N	2.27	0.50
1:I:159:GLU:CG	1:I:174:VAL:HB	2.42	0.50
1:A:6:ILE:HB	1:A:61:GLY:N	2.26	0.50
2:D:244:TYR:HD1	2:D:248:GLU:HG3	1.76	0.50
1:K:412:SER:O	1:K:415:PHE:CD2	2.65	0.50
1:I:7:GLN:HB2	1:I:17:LYS:CB	2.41	0.50
1:C:456:GLU:HA	1:C:459:GLN:CB	2.41	0.50
1:I:14:VAL:O	1:I:49:VAL:CB	2.51	0.50
1:I:193:ARG:NH1	1:I:312:TYR:HD1	2.10	0.50
1:J:393:GLU:OE2	1:J:395:VAL:HG11	2.12	0.50
1:J:486:VAL:C	1:J:490:ILE:HG12	2.32	0.50
1:K:336:GLU:O	1:K:338:SER:N	2.45	0.50
1:K:216:PHE:HB2	1:K:407:TRP:NE1	2.27	0.50
1:K:471:VAL:HG13	1:K:472:GLY:H	1.77	0.50
2:L:312:PRO:C	2:L:313:ILE:HG12	2.31	0.50
2:M:129:GLN:HG3	2:M:146:ARG:NH2	2.26	0.50
2:M:267:LEU:HA	2:M:270:ILE:CD1	2.42	0.50
2:N:150:LEU:HA	2:N:335:GLY:C	2.31	0.50

*Continued on next page...*

*Continued from previous page...*

Atom-1	Atom-2	Interatomic distance (Å)	Clash overlap (Å)
2:N:35:ILE:O	2:N:42:VAL:HA	2.12	0.50
3:O:27:LEU:HB3	3:O:31:LYS:HE2	1.92	0.50
1:A:458:LEU:N	1:A:458:LEU:HD23	2.26	0.50
1:B:24:MET:HB2	2:E:64:THR:CA	2.38	0.50
1:B:272:LEU:CB	1:B:281:LEU:N	2.72	0.50
1:B:316:GLN:HB2	1:B:318:PHE:CE1	2.47	0.50
1:B:5:VAL:HA	1:B:64:VAL:CG2	2.42	0.50
1:C:234:LYS:CD	1:C:235:THR:N	2.71	0.50
1:C:329:ARG:NH2	2:E:331:TYR:HD2	2.05	0.50
2:D:155:GLY:HA3	2:D:158:LEU:CD2	2.41	0.50
2:D:349:TYR:C	2:D:424:ASN:HA	2.32	0.50
2:E:135:ILE:CB	2:E:167:ILE:HD11	2.41	0.50
2:E:167:ILE:N	2:E:167:ILE:HD12	2.27	0.50
2:E:18:LEU:HB3	2:E:57:ILE:N	2.27	0.50
2:E:190:VAL:HG13	2:E:218:VAL:CA	2.42	0.50
1:B:430:LEU:HD13	2:E:199:ARG:CZ	2.42	0.50
2:E:91:ARG:HH11	2:E:91:ARG:CA	2.24	0.50
2:F:135:ILE:HA	2:F:430:ARG:CB	2.40	0.50
2:F:153:PHE:CE1	2:F:326:PRO:HB3	2.47	0.50
2:F:262:ASN:O	2:F:265:GLU:HB3	2.11	0.50
3:G:194:LEU:HG	3:G:197:ILE:CG2	2.41	0.50
4:H:32:LEU:C	4:H:36:LEU:HG	2.33	0.50
1:C:113:ARG:HH11	1:C:113:ARG:HG3	1.76	0.50
1:C:161:LYS:HG3	1:C:172:VAL:HA	1.94	0.50
2:E:398:ILE:N	3:G:162:ASN:ND2	2.60	0.50
1:B:210:ARG:HG3	1:B:210:ARG:HH11	1.77	0.50
1:A:221:GLY:N	1:A:379:THR:HG23	2.26	0.50
1:J:559:PHE:N	1:J:560:PRO:CD	2.75	0.50
1:J:536:ILE:C	1:J:538:GLU:H	2.14	0.50
2:N:78:ASP:N	2:N:78:ASP:OD2	2.44	0.50
1:B:412:SER:O	1:B:415:PHE:N	2.45	0.50
2:F:30:GLY:O	2:F:78:ASP:O	2.29	0.50
4:P:1:MET:HE1	4:P:3:VAL:HG11	1.94	0.49
1:I:228:GLY:HA3	1:I:409:LEU:HD12	1.91	0.49
1:I:410:ASP:HB3	1:I:413:LEU:CD2	2.42	0.49
1:I:413:LEU:HD21	1:I:422:ILE:O	2.12	0.49
1:I:439:TYR:CD1	1:I:447:TYR:CE2	2.97	0.49
1:I:456:GLU:O	1:I:460:ARG:CB	2.60	0.49
1:J:313:PHE:CA	1:J:316:GLN:OE1	2.47	0.49
1:J:370:THR:OG1	1:J:374:GLU:N	2.45	0.49
1:J:226:ILE:HD11	1:J:383:ALA:HA	1.92	0.49

*Continued on next page...*



*Continued from previous page...*

Atom-1	Atom-2	Interatomic distance (Å)	Clash overlap (Å)
1:J:38:GLU:HB2	1:J:52:TYR:OH	2.12	0.49
1:K:336:GLU:OE2	1:K:337:ILE:N	2.45	0.49
1:K:6:ILE:HD12	1:K:62:GLU:HB2	1.93	0.49
1:I:8:LYS:HZ1	2:N:51:SER:HB3	1.77	0.49
2:N:88:MET:SD	2:N:93:PHE:CE2	3.05	0.49
3:O:11:LEU:O	3:O:15:ARG:HG3	2.12	0.49
1:A:253:VAL:HG21	1:A:302:SER:O	2.11	0.49
1:B:147:ILE:HG12	1:B:183:MET:SD	2.51	0.49
1:B:197:ARG:HB3	1:B:199:LEU:HD21	1.94	0.49
1:B:311:GLU:HA	1:B:314:ARG:NE	2.26	0.49
1:B:16:ALA:HB3	1:B:64:VAL:HG11	1.94	0.49
1:C:255:CYS:SG	1:C:327:THR:CA	2.74	0.49
1:C:258:ARG:NE	1:C:329:ARG:HD2	2.26	0.49
1:C:100:ILE:O	2:E:120:ASN:N	2.43	0.49
2:E:220:PHE:CE1	2:E:238:ALA:HA	2.46	0.49
2:E:252:HIS:O	2:E:253:VAL:C	2.50	0.49
2:E:270:ILE:N	2:E:270:ILE:HD12	2.27	0.49
2:E:329:THR:O	2:E:332:ILE:HG13	2.12	0.49
2:E:57:ILE:H	2:E:57:ILE:CD1	2.07	0.49
2:F:350:PRO:CD	2:F:425:GLN:O	2.59	0.49
2:F:35:ILE:HD12	2:F:43:ARG:HB3	1.94	0.49
4:P:70:VAL:HG12	4:P:71:LEU:H	1.75	0.49
3:G:164:LEU:C	3:G:168:VAL:HB	2.32	0.49
1:A:121:PRO:CG	1:A:160:VAL:HG13	2.42	0.49
1:A:125:PRO:HB3	1:A:158:LYS:C	2.32	0.49
2:L:198:GLN:NE2	2:L:199:ARG:N	2.60	0.49
2:D:200:GLU:C	2:D:202:SER:N	2.66	0.49
1:A:83:ILE:HG12	1:A:92:GLU:OE1	2.12	0.49
2:F:85:SER:OG	2:F:108:PRO:HA	2.12	0.49
2:M:373:GLU:N	2:M:373:GLU:CD	2.64	0.49
3:O:114:LEU:CD1	3:O:114:LEU:C	2.80	0.49
1:A:202:ASN:HD22	1:A:203:THR:N	2.09	0.49
1:B:464:LEU:O	1:B:464:LEU:HD23	2.12	0.49
2:N:190:VAL:HG12	2:N:238:ALA:HB1	1.94	0.49
1:J:149:VAL:CG2	1:J:153:VAL:HG21	2.42	0.49
1:J:173:VAL:CG1	1:J:174:VAL:N	2.75	0.49
1:J:23:ARG:HD2	2:M:65:GLY:CA	2.32	0.49
1:J:450:LEU:HD12	1:J:513:TYR:CE1	2.47	0.49
1:J:6:ILE:HB	1:J:62:GLU:N	2.27	0.49
1:K:124:LYS:H	1:K:127:ASP:CG	2.15	0.49
1:K:417:ARG:NE	2:M:380:ASP:HB3	2.27	0.49

*Continued on next page...*

*Continued from previous page...*

Atom-1	Atom-2	Interatomic distance (Å)	Clash overlap (Å)
1:K:6:ILE:HD11	1:K:62:GLU:HB2	1.94	0.49
2:L:233:LEU:O	2:L:234:THR:C	2.50	0.49
2:M:18:LEU:CG	2:M:57:ILE:O	2.60	0.49
2:M:190:VAL:HA	2:M:217:SER:HB3	1.93	0.49
2:M:220:PHE:CD1	2:M:234:THR:HG23	2.47	0.49
2:M:256:ILE:HG22	2:M:257:LEU:O	2.12	0.49
2:M:283:TYR:CD1	2:M:287:MET:SD	3.05	0.49
2:M:295:TYR:HA	2:M:310:GLN:NE2	2.27	0.49
1:I:415:PHE:CD2	2:N:355:LEU:O	2.65	0.49
1:I:8:LYS:HZ1	2:N:51:SER:CB	2.25	0.49
2:N:57:ILE:HG22	2:N:58:GLN:N	2.27	0.49
1:A:12:PRO:O	1:A:340:ARG:NH2	2.45	0.49
1:A:408:ARG:HB3	1:A:423:ASN:HB2	1.94	0.49
1:B:123:VAL:HG13	1:B:135:LEU:O	2.12	0.49
1:B:233:GLY:O	1:B:236:VAL:CG1	2.56	0.49
1:B:244:TRP:O	1:B:245:SER:C	2.49	0.49
1:B:27:ILE:HG13	1:B:67:THR:OG1	2.12	0.49
1:B:290:ASN:ND2	1:B:294:MET:CG	2.72	0.49
2:D:359:SER:HB3	2:D:362:MET:HB3	1.93	0.49
2:D:375:HIS:HA	2:D:378:VAL:HB	1.94	0.49
2:D:349:TYR:H	2:D:424:ASN:CB	2.25	0.49
2:D:414:PHE:CE1	2:D:442:LEU:HB3	2.47	0.49
2:E:194:MET:SD	2:E:235:PRO:HG3	2.52	0.49
2:E:247:PHE:CE2	2:E:308:VAL:HG23	2.45	0.49
2:F:194:MET:HE2	2:F:234:THR:CB	2.42	0.49
2:F:232:ILE:HG23	2:F:263:TYR:OH	2.11	0.49
2:F:274:ARG:HH22	2:F:286:TYR:HE1	1.52	0.49
2:F:344:HIS:HB2	2:F:351:PRO:HG3	1.93	0.49
1:C:124:LYS:O	1:C:127:ASP:HB2	2.11	0.49
1:C:167:THR:O	1:C:183:MET:SD	2.70	0.49
1:C:439:TYR:CD1	1:C:451:ARG:NH1	2.75	0.49
1:C:519:ILE:O	1:C:520:LEU:C	2.51	0.49
1:C:417:ARG:NE	2:E:383:TYR:HB2	2.25	0.49
1:C:428:TYR:CZ	2:F:157:GLY:HA3	2.47	0.49
2:E:390:VAL:O	2:E:391:ASP:C	2.51	0.49
3:G:155:LYS:CG	3:G:156:LYS:N	2.75	0.49
3:G:18:LEU:O	3:G:22:GLN:N	2.45	0.49
2:L:87:GLU:C	2:L:88:MET:SD	2.90	0.49
1:I:31:GLY:CA	1:I:58:LEU:CD2	2.89	0.49
2:L:130:PHE:CZ	2:L:177:LEU:HB2	2.47	0.49
2:L:9:THR:O	2:L:10:GLY:C	2.51	0.49

*Continued on next page...*

*Continued from previous page...*

Atom-1	Atom-2	Interatomic distance (Å)	Clash overlap (Å)
1:B:412:SER:O	1:B:414:ALA:N	2.45	0.49
1:C:547:ARG:HH11	1:C:547:ARG:HG2	1.76	0.49
2:L:162:GLU:C	2:L:164:ALA:N	2.64	0.49
3:G:51:LYS:HG2	4:H:81:PHE:HD1	1.76	0.49
1:I:10:ALA:HA	2:N:50:VAL:O	2.12	0.49
1:I:24:MET:O	1:I:25:TYR:HB2	2.12	0.49
1:I:254:GLY:HA3	1:I:325:ASP:HB3	1.94	0.49
1:I:221:GLY:O	1:I:378:VAL:O	2.31	0.49
1:I:3:GLN:CD	1:I:3:GLN:N	2.66	0.49
1:I:41:ARG:O	1:I:42:LEU:HD23	2.12	0.49
1:I:467:ILE:HA	1:I:470:LEU:HD12	1.94	0.49
1:J:193:ARG:HG3	1:J:311:GLU:HB2	1.94	0.49
1:J:5:VAL:HA	1:J:64:VAL:HG23	1.93	0.49
1:K:258:ARG:HE	1:K:329:ARG:CD	2.25	0.49
1:K:406:PHE:HE2	1:K:428:TYR:CE1	2.31	0.49
1:I:347:GLU:OE1	2:L:268:ARG:HB2	2.12	0.49
2:L:141:MET:HE2	2:L:379:SER:HA	1.93	0.49
1:J:41:ARG:HA	2:M:14:ILE:O	2.12	0.49
2:M:425:GLN:OE1	2:M:430:ARG:HD2	2.12	0.49
2:M:94:ASN:ND2	2:M:95:GLY:H	1.87	0.49
2:N:105:PRO:O	2:N:106:ILE:HG22	2.12	0.49
1:I:335:ARG:NH1	2:N:279:GLY:CA	2.75	0.49
2:N:150:LEU:H	2:N:311:ILE:HD13	1.75	0.49
2:N:344:HIS:HB2	2:N:351:PRO:HG3	1.93	0.49
2:N:88:MET:SD	2:N:93:PHE:CZ	3.05	0.49
3:O:168:VAL:O	3:O:169:ILE:C	2.51	0.49
1:A:488:ARG:HA	1:A:491:ARG:CZ	2.41	0.49
1:B:205:PHE:C	1:B:205:PHE:HD1	2.14	0.49
1:B:273:THR:O	1:B:274:ASP:C	2.50	0.49
1:B:274:ASP:HB2	1:B:281:LEU:CB	2.42	0.49
2:D:381:GLN:HE21	2:D:385:ALA:HB2	1.77	0.49
2:E:135:ILE:HG22	2:E:138:ILE:HB	1.93	0.49
2:E:94:ASN:HA	2:E:221:LEU:H	1.75	0.49
2:F:139:ASP:HA	2:F:143:THR:HA	1.94	0.49
4:H:70:VAL:CG1	4:H:71:LEU:H	2.26	0.49
4:P:70:VAL:CG1	4:P:71:LEU:N	2.76	0.49
3:G:36:VAL:CG1	3:G:154:ILE:CD1	2.87	0.49
1:A:134:VAL:CG2	1:A:146:LYS:HD3	2.43	0.49
1:I:158:LYS:HD3	1:I:176:GLU:HG2	1.93	0.49
2:M:186:PRO:HG3	2:M:251:TYR:CD2	2.47	0.49
1:C:539:ILE:CD1	1:C:539:ILE:N	2.75	0.49

*Continued on next page...*

*Continued from previous page...*

Atom-1	Atom-2	Interatomic distance (Å)	Clash overlap (Å)
1:I:88:GLN:HG2	1:I:110:ALA:CB	2.41	0.49
3:G:158:THR:HA	3:G:161:VAL:CG2	2.42	0.49
3:G:101:VAL:HB	3:G:149:LYS:HE2	1.95	0.49
3:O:76:VAL:HB	4:P:15:LEU:HD22	1.94	0.49
4:P:74:ILE:HG22	4:P:75:ALA:H	1.77	0.49
1:I:12:PRO:O	1:I:51:VAL:HG21	2.12	0.49
1:I:252:TYR:O	1:I:288:ILE:N	2.37	0.49
1:I:27:ILE:CG2	1:I:71:LEU:HA	2.39	0.49
1:J:102:ILE:HD12	2:L:118:PRO:O	2.12	0.49
1:J:222:GLY:H	1:J:379:THR:CG2	2.24	0.49
1:J:282:MET:O	1:J:282:MET:CE	2.60	0.49
1:J:339:SER:C	1:J:341:LEU:N	2.65	0.49
1:J:192:ALA:HB1	1:J:364:ARG:HG2	1.93	0.49
1:J:457:LEU:O	1:J:461:GLU:CB	2.60	0.49
1:J:518:MET:HB3	1:J:548:ILE:HD12	1.94	0.49
1:J:55:THR:O	1:J:58:LEU:HG	2.13	0.49
1:K:198:LYS:O	1:K:199:LEU:HD23	2.12	0.49
1:K:216:PHE:HD2	1:K:407:TRP:HD1	1.61	0.49
1:K:467:ILE:HG23	1:K:470:LEU:CD2	2.41	0.49
1:K:486:VAL:O	1:K:490:ILE:HG12	2.12	0.49
2:L:117:LEU:CB	2:L:118:PRO:HD2	2.43	0.49
2:L:348:ILE:HG22	2:L:351:PRO:HA	1.95	0.49
2:M:127:PRO:HD2	2:M:361:LEU:HD21	1.95	0.49
2:M:135:ILE:CB	2:M:167:ILE:HD11	2.41	0.49
2:M:264:CYS:HA	2:M:267:LEU:HD21	1.92	0.49
2:M:125:ARG:CB	2:M:301:VAL:O	2.60	0.49
2:M:344:HIS:HB2	2:M:351:PRO:CB	2.42	0.49
2:N:136:SER:O	2:N:138:ILE:N	2.45	0.49
1:A:384:VAL:CG1	1:A:393:GLU:OE2	2.60	0.49
1:A:507:CYS:SG	1:A:511:LYS:CE	3.00	0.49
1:B:16:ALA:HB1	1:B:64:VAL:HG11	1.93	0.49
1:B:253:VAL:O	1:B:254:GLY:C	2.50	0.49
1:B:308:THR:O	1:B:311:GLU:CG	2.57	0.49
1:B:511:LYS:HB2	1:B:556:GLU:CD	2.33	0.49
1:C:284:ARG:O	1:C:284:ARG:HG3	2.12	0.49
1:C:338:SER:HA	1:C:343:GLU:HG2	1.93	0.49
2:D:163:ILE:HG12	2:D:349:TYR:CE1	2.48	0.49
2:D:35:ILE:HG12	2:D:73:VAL:HG13	1.94	0.49
2:E:100:ILE:O	2:E:101:ASP:C	2.50	0.49
2:E:256:ILE:HG12	2:E:311:ILE:CG1	2.41	0.49
2:E:57:ILE:N	2:E:57:ILE:HD12	2.08	0.49

*Continued on next page...*

*Continued from previous page...*

Atom-1	Atom-2	Interatomic distance (Å)	Clash overlap (Å)
2:E:94:ASN:ND2	2:E:95:GLY:H	1.92	0.49
2:F:100:ILE:O	2:F:100:ILE:HG22	2.12	0.49
2:F:114:ILE:HB	2:F:237:MET:HA	1.93	0.49
1:C:196:GLN:HB2	1:C:371:LEU:HA	1.94	0.49
1:C:84:TYR:O	1:C:85:ASP:CG	2.51	0.49
4:H:53:PRO:HB2	4:H:73:PRO:HB3	1.94	0.49
4:H:99:GLY:O	4:H:100:PHE:CB	2.60	0.49
2:L:301:VAL:HG12	2:L:302:GLU:N	2.27	0.49
1:A:263:THR:OG1	2:F:124:ARG:HB3	2.11	0.49
1:A:540:LEU:HD13	1:A:541:GLN:HE22	1.76	0.49
2:M:32:ILE:HG22	2:M:32:ILE:O	2.12	0.49
2:D:271:GLY:HA2	2:D:276:GLU:HB2	1.93	0.49
1:K:93:ARG:HA	1:K:96:GLU:OE1	2.12	0.49
1:J:517:LYS:O	1:J:520:LEU:N	2.45	0.49
3:O:130:PHE:HA	3:O:133:TYR:CE2	2.47	0.49
1:I:341:LEU:HD22	1:I:343:GLU:HG3	1.93	0.49
1:I:347:GLU:HB2	2:L:268:ARG:CG	2.40	0.49
1:I:353:TYR:CD2	1:I:353:TYR:N	2.81	0.49
1:J:187:TRP:CZ2	1:J:192:ALA:O	2.65	0.49
1:J:319:SER:CB	1:J:377:ALA:HB3	2.42	0.49
1:J:55:THR:HA	1:J:58:LEU:HD11	1.94	0.49
1:K:77:PRO:HG3	1:K:145:HIS:CD2	2.47	0.49
1:K:206:LEU:CD2	1:K:217:PRO:HB3	2.42	0.49
1:K:358:LEU:O	1:K:361:PHE:HB3	2.13	0.49
1:K:393:GLU:HG2	1:K:395:VAL:H	1.77	0.49
2:L:20:PHE:HD2	2:L:54:TYR:CD2	2.28	0.49
2:L:231:ARG:O	2:L:234:THR:HB	2.12	0.49
2:L:391:ASP:C	2:L:393:ARG:H	2.16	0.49
2:M:92:ARG:CA	2:M:219:LEU:HB2	2.41	0.49
2:M:256:ILE:CG1	2:M:311:ILE:CG1	2.85	0.49
2:M:257:LEU:HD23	2:M:258:THR:O	2.12	0.49
2:M:260:MET:HE1	2:M:313:ILE:H	1.75	0.49
2:M:138:ILE:HD12	2:M:352:ILE:CD1	2.43	0.49
2:M:62:GLU:C	2:M:64:THR:N	2.65	0.49
2:N:35:ILE:HD12	2:N:43:ARG:HB3	1.95	0.49
2:N:46:GLN:HG2	2:N:47:VAL:N	2.26	0.49
1:A:212:LEU:HD23	1:A:216:PHE:O	2.13	0.49
1:A:405:ALA:O	1:A:407:TRP:CH2	2.65	0.49
1:A:454:ILE:HG23	1:A:455:SER:N	2.28	0.49
1:A:233:GLY:HA2	5:A:600:ADP:O4'	2.12	0.49
1:B:147:ILE:H	1:B:147:ILE:HD12	1.77	0.49

*Continued on next page...*

*Continued from previous page...*

Atom-1	Atom-2	Interatomic distance (Å)	Clash overlap (Å)
1:B:153:VAL:HG13	1:B:175:LEU:HD11	1.93	0.49
1:B:212:LEU:HD13	1:B:407:TRP:CD1	2.48	0.49
1:C:67:THR:HG22	1:C:69:LEU:O	2.13	0.49
2:D:219:LEU:HD22	2:D:220:PHE:H	1.76	0.49
2:D:60:PHE:HA	2:D:229:ILE:HG21	1.94	0.49
2:D:246:ALA:CB	2:D:251:TYR:O	2.60	0.49
2:D:414:PHE:CZ	2:D:443:LEU:HA	2.47	0.49
2:F:11:ILE:CG2	2:F:71:THR:HB	2.40	0.49
1:C:127:ASP:H	1:C:157:VAL:HB	1.77	0.49
1:C:202:ASN:H	1:C:202:ASN:HD22	1.59	0.49
1:C:207:THR:HG22	1:C:212:LEU:CD2	2.42	0.49
1:C:220:MET:O	1:C:379:THR:HA	2.12	0.49
2:E:393:ARG:HA	2:E:396:VAL:CG1	2.42	0.49
1:A:6:ILE:HB	1:A:62:GLU:N	2.27	0.49
1:B:488:ARG:HH22	1:B:489:ILE:HD11	1.77	0.49
1:K:501:HIS:O	1:K:502:GLU:C	2.50	0.49
1:I:247:ALA:O	1:I:248:ASP:C	2.51	0.49
2:E:84:VAL:HA	2:E:88:MET:SD	2.53	0.49
1:I:101:TYR:OH	2:N:243:GLU:CB	2.40	0.49
1:I:397:GLN:O	1:I:400:LEU:N	2.42	0.49
1:J:101:TYR:HA	2:L:119:LEU:HD23	1.95	0.49
1:J:244:TRP:CA	1:J:244:TRP:CE3	2.94	0.49
1:J:262:MET:HE1	1:J:289:ALA:CB	2.43	0.49
1:J:274:ASP:HB2	1:J:281:LEU:CB	2.41	0.49
1:J:282:MET:HE2	1:J:285:THR:HB	1.93	0.49
1:J:346:ALA:O	1:J:347:GLU:C	2.50	0.49
1:K:119:TRP:CZ2	1:K:121:PRO:HB3	2.47	0.49
1:K:258:ARG:NE	1:K:329:ARG:HE	2.09	0.49
1:K:84:TYR:OH	1:K:111:LEU:HA	2.12	0.49
2:L:436:LEU:C	2:L:436:LEU:HD23	2.33	0.49
2:L:56:VAL:O	2:L:57:ILE:HD13	2.11	0.49
2:L:76:VAL:O	2:L:77:GLU:HB2	2.12	0.49
2:M:226:ASP:CG	2:M:227:PRO:HD2	2.33	0.49
2:N:149:LYS:HB2	2:N:149:LYS:HZ2	1.77	0.49
2:N:154:SER:CB	2:N:158:LEU:HD23	2.43	0.49
2:N:256:ILE:CD1	2:N:311:ILE:HB	2.42	0.49
2:N:337:ILE:HD12	2:N:338:GLN:H	1.76	0.49
2:N:142:ASN:HA	2:N:362:MET:HG3	1.95	0.49
1:A:238:GLN:HA	1:A:241:LEU:CG	2.42	0.49
1:A:290:ASN:CG	1:A:294:MET:SD	2.91	0.49
1:A:359:ALA:HA	1:A:402:ILE:HD13	1.94	0.49

*Continued on next page...*

*Continued from previous page...*

Atom-1	Atom-2	Interatomic distance (Å)	Clash overlap (Å)
1:B:236:VAL:HG11	1:B:419:PHE:CE1	2.45	0.49
1:B:192:ALA:HB2	1:B:364:ARG:CD	2.43	0.49
1:C:256:GLY:HA3	1:C:329:ARG:HB2	1.92	0.49
1:C:260:ASN:HB3	2:E:334:GLU:CG	2.43	0.49
2:D:195:GLY:HA2	2:D:224:ALA:CB	2.42	0.49
2:D:95:GLY:CA	2:D:222:ASN:HB2	2.43	0.49
1:B:293:ASN:OD1	2:D:296:GLU:CD	2.51	0.49
2:D:386:TYR:HE1	2:D:415:ALA:HA	1.77	0.49
2:D:132:GLN:HE22	2:D:431:SER:HA	1.76	0.49
2:D:88:MET:SD	2:D:106:ILE:HG22	2.53	0.49
2:E:144:LEU:HD13	2:E:148:GLN:HG2	1.95	0.49
2:E:262:ASN:CA	2:E:265:GLU:HB2	2.42	0.49
2:E:62:GLU:C	2:E:64:THR:N	2.65	0.49
2:F:87:GLU:OE1	2:F:106:ILE:HG12	2.12	0.49
2:F:159:PRO:HG3	2:F:351:PRO:CG	2.33	0.49
2:F:196:ILE:N	2:F:224:ALA:N	2.60	0.49
2:F:62:GLU:N	2:F:62:GLU:CD	2.63	0.49
1:C:180:GLU:O	1:C:182:LYS:HD2	2.11	0.49
1:C:193:ARG:CB	1:C:311:GLU:HB3	2.43	0.49
1:C:424:TRP:O	1:C:425:ASN:C	2.51	0.49
1:C:417:ARG:HH12	2:E:453:ARG:CZ	2.26	0.49
1:I:550:ARG:HH22	2:N:455:SER:CB	2.26	0.49
3:G:53:LEU:HB3	3:G:132:ARG:CG	2.43	0.49
3:G:140:VAL:CG1	3:G:144:GLU:HG3	2.42	0.49
3:G:143:THR:O	3:G:147:LEU:CD1	2.60	0.49
3:G:86:LEU:HD23	4:H:1:MET:H2	1.77	0.49
4:H:10:ALA:O	4:H:13:PHE:HB2	2.12	0.49
4:H:98:ILE:O	4:H:98:ILE:HG13	2.12	0.49
3:G:185:GLN:O	3:G:186:ARG:C	2.50	0.49
2:E:282:GLY:HA2	3:G:188:ARG:CZ	2.43	0.49
1:K:544:VAL:HG22	1:K:544:VAL:O	2.12	0.49
1:J:476:LEU:HB2	1:J:481:ARG:HH12	1.77	0.49
1:I:58:LEU:HD13	1:I:59:LYS:O	2.13	0.49
1:K:324:ALA:O	1:K:383:ALA:CB	2.60	0.49
4:H:77:LEU:HD22	4:H:77:LEU:H	1.76	0.49
2:D:393:ARG:NH2	2:D:416:ASP:OD1	2.45	0.49
1:I:229:PRO:HD2	1:I:232:SER:HB2	1.95	0.49
3:O:67:ALA:CA	3:O:70:PHE:HE1	2.26	0.49
1:I:39:ILE:HD12	1:I:47:ALA:CB	2.43	0.49
1:I:83:ILE:HG12	1:I:92:GLU:OE1	2.13	0.49
1:J:76:GLY:HA3	1:J:184:TYR:HB2	1.94	0.49

*Continued on next page...*

*Continued from previous page...*

Atom-1	Atom-2	Interatomic distance (Å)	Clash overlap (Å)
1:J:244:TRP:O	1:J:245:SER:C	2.50	0.49
1:J:23:ARG:HB2	1:J:26:ASP:OD1	2.12	0.49
1:J:282:MET:CE	1:J:285:THR:HB	2.43	0.49
1:J:308:THR:O	1:J:311:GLU:CG	2.55	0.49
1:J:311:GLU:CB	1:J:314:ARG:NH2	2.76	0.49
1:K:367:LYS:HE3	1:K:375:GLU:OE2	2.11	0.49
5:K:600:ADP:H4'	2:M:360:ARG:CB	2.42	0.49
1:K:81:ASN:HB2	1:K:282:MET:O	2.13	0.49
2:L:263:TYR:CE2	2:L:291:LEU:HG	2.48	0.49
2:M:238:ALA:O	2:M:241:VAL:CB	2.55	0.49
1:J:21:GLY:HA2	2:M:68:LEU:H	1.75	0.49
2:N:152:ILE:HD12	2:N:152:ILE:H	1.77	0.49
1:K:428:TYR:OH	2:N:157:GLY:HA3	2.13	0.49
2:N:262:ASN:O	2:N:265:GLU:HB3	2.13	0.49
2:N:263:TYR:CZ	2:N:291:LEU:CD2	2.95	0.49
2:N:274:ARG:O	2:N:275:GLU:HB2	2.13	0.49
2:N:36:LYS:HA	2:N:42:VAL:HG22	1.94	0.49
1:B:221:GLY:HA2	1:B:379:THR:HA	1.94	0.49
1:B:434:ALA:O	1:B:437:PRO:HD2	2.13	0.49
1:C:229:PRO:HA	1:C:386:PRO:O	2.12	0.49
1:C:329:ARG:HD2	2:E:288:TYR:OH	2.13	0.49
1:C:51:VAL:HG12	1:C:53:GLU:H	1.78	0.49
1:C:27:ILE:HB	1:C:67:THR:HB	1.94	0.49
2:D:141:MET:HE2	2:D:379:SER:HA	1.95	0.49
2:D:274:ARG:O	2:D:275:GLU:CB	2.60	0.49
2:D:257:LEU:HD12	2:D:312:PRO:CB	2.42	0.49
2:D:440:TRP:HA	2:D:443:LEU:HD12	1.95	0.49
2:E:114:ILE:CD1	2:E:114:ILE:C	2.79	0.49
2:E:130:PHE:CE1	2:E:143:THR:CB	2.90	0.49
2:E:138:ILE:HG22	2:E:143:THR:HG23	1.94	0.49
2:E:164:ALA:CB	2:E:313:ILE:HD13	2.42	0.49
2:E:232:ILE:N	2:E:232:ILE:CD1	2.68	0.49
2:E:190:VAL:HB	2:E:255:VAL:HG11	1.93	0.49
2:E:48:ILE:O	2:E:49:GLU:HB3	2.12	0.49
2:E:94:ASN:ND2	2:E:94:ASN:C	2.61	0.49
2:F:152:ILE:H	2:F:152:ILE:HD12	1.78	0.49
2:F:372:ARG:CD	2:F:436:LEU:HD12	2.28	0.49
1:C:119:TRP:CZ2	1:C:121:PRO:HA	2.48	0.49
1:C:199:LEU:HD11	1:C:369:ILE:CG2	2.43	0.49
2:N:377:GLN:HB3	2:N:454:ILE:HA	1.94	0.49
3:G:153:GLU:HG3	3:G:154:ILE:N	2.23	0.49

*Continued on next page...*



*Continued from previous page...*

Atom-1	Atom-2	Interatomic distance (Å)	Clash overlap (Å)
1:A:158:LYS:HD3	1:A:176:GLU:HG2	1.95	0.49
2:L:218:VAL:CG1	2:L:220:PHE:CE2	2.95	0.49
1:K:539:ILE:HG23	1:K:542:LEU:CD1	2.43	0.49
2:N:461:LYS:HA	2:N:461:LYS:HD3	1.54	0.49
1:J:438:TRP:C	1:J:438:TRP:CE3	2.86	0.49
1:A:159:GLU:CG	1:A:174:VAL:HB	2.41	0.49
1:K:455:SER:O	1:K:459:GLN:HB2	2.13	0.49
2:M:370:LYS:HD2	2:M:370:LYS:N	2.27	0.49
4:H:77:LEU:H	4:H:77:LEU:HD13	1.76	0.49
1:J:8:LYS:HG2	2:L:51:SER:HB2	1.95	0.49
3:O:63:ALA:O	3:O:66:LEU:HD23	2.13	0.49
1:I:233:GLY:N	5:I:600:ADP:O4'	2.46	0.49
1:I:253:VAL:CG1	1:I:322:LEU:HD21	2.41	0.49
1:I:332:GLU:CD	2:N:285:GLY:O	2.52	0.49
1:J:178:GLY:O	1:J:179:THR:O	2.30	0.49
1:J:192:ALA:HB2	1:J:364:ARG:CD	2.42	0.49
1:J:258:ARG:HE	1:J:329:ARG:HH22	1.59	0.49
1:J:290:ASN:ND2	1:J:294:MET:CG	2.66	0.49
1:K:207:THR:HG22	1:K:212:LEU:CD2	2.43	0.49
1:K:230:PHE:C	1:K:232:SER:H	2.16	0.49
1:K:246:ASN:O	1:K:247:ALA:CB	2.59	0.49
1:K:299:ARG:HA	1:K:302:SER:OG	2.12	0.49
1:K:378:VAL:HG12	1:K:378:VAL:O	2.11	0.49
1:K:552:ARG:HH22	2:M:453:ARG:HH11	1.60	0.49
1:K:84:TYR:HH	1:K:111:LEU:HD13	1.76	0.49
2:L:326:PRO:CG	2:L:327:ASP:H	2.26	0.49
1:J:42:LEU:HD13	2:M:14:ILE:CD1	2.42	0.49
2:M:196:ILE:C	2:M:196:ILE:CD1	2.79	0.49
2:M:325:ILE:CB	2:M:326:PRO:CD	2.90	0.49
2:M:386:TYR:CE1	2:M:418:PHE:HB3	2.48	0.49
2:M:21:VAL:O	2:M:55:ALA:HB3	2.13	0.49
1:B:294:MET:O	1:B:299:ARG:NH1	2.46	0.49
1:B:448:PRO:CA	1:B:451:ARG:HE	2.26	0.49
1:B:448:PRO:HB3	1:B:451:ARG:HE	1.78	0.49
1:C:261:GLU:HA	2:E:360:ARG:CZ	2.43	0.49
1:C:328:SER:HB2	1:C:385:SER:O	2.13	0.49
1:C:341:LEU:HB2	1:C:343:GLU:OE2	2.12	0.49
2:D:35:ILE:HA	2:D:73:VAL:HG13	1.93	0.49
2:D:410:ARG:C	2:D:412:LEU:N	2.66	0.49
2:E:425:GLN:O	2:E:428:GLN:HG3	2.12	0.49
2:E:18:LEU:HD21	2:E:48:ILE:HG12	1.95	0.49

*Continued on next page...*

*Continued from previous page...*

Atom-1	Atom-2	Interatomic distance (Å)	Clash overlap (Å)
2:F:51:SER:CB	2:F:54:TYR:O	2.60	0.49
1:C:245:SER:OG	1:C:246:ASN:N	2.44	0.49
1:C:317:GLY:CA	1:C:376:GLY:HA2	2.41	0.49
1:C:418:HIS:O	1:C:420:PRO:C	2.50	0.49
3:G:122:TYR:HD1	3:G:125:GLU:OE1	1.96	0.49
2:E:398:ILE:O	3:G:159:ARG:HA	2.13	0.49
3:G:53:LEU:HD12	3:G:53:LEU:N	2.28	0.49
2:F:125:ARG:CZ	2:F:300:VAL:CG1	2.91	0.49
1:J:264:ASP:HB3	2:L:126:LYS:CD	2.42	0.49
1:I:154:ARG:HG3	1:I:154:ARG:HH11	1.77	0.49
3:O:196:ARG:N	3:O:196:ARG:CD	2.76	0.49
1:I:310:ALA:HB1	1:I:320:VAL:HG11	1.95	0.49
1:I:12:PRO:HB2	1:I:340:ARG:NH1	2.27	0.49
1:I:408:ARG:HB3	1:I:423:ASN:CB	2.43	0.49
1:I:51:VAL:HG12	1:I:53:GLU:O	2.13	0.49
1:I:559:PHE:HB3	1:I:560:PRO:CD	2.42	0.49
1:J:145:HIS:HE1	1:J:312:TYR:HE2	1.61	0.49
1:J:206:LEU:HD22	1:J:213:ASP:OD1	2.13	0.49
1:J:313:PHE:C	1:J:316:GLN:HG3	2.33	0.49
1:K:195:VAL:HG12	1:K:370:THR:HG22	1.93	0.49
1:K:332:GLU:HA	1:K:335:ARG:HB3	1.95	0.49
1:K:369:ILE:HG23	1:K:369:ILE:O	2.13	0.49
2:L:329:THR:HB	2:L:333:THR:HG21	1.95	0.49
2:M:260:MET:O	2:M:263:TYR:HB3	2.13	0.49
2:M:281:ARG:HH12	2:M:322:THR:CB	2.22	0.49
2:M:378:VAL:O	2:M:378:VAL:HG12	2.12	0.49
2:M:62:GLU:C	2:M:64:THR:H	2.17	0.49
2:N:11:ILE:HD13	2:N:68:LEU:HB2	1.95	0.49
2:N:13:TYR:HB3	2:N:20:PHE:HB3	1.95	0.49
2:N:335:GLY:HA3	2:N:359:SER:CA	2.40	0.49
2:N:150:LEU:O	2:N:337:ILE:HG22	2.12	0.49
2:M:277:ILE:CD1	3:O:192:PHE:HD1	2.26	0.49
1:A:215:LEU:O	1:A:217:PRO:HD2	2.13	0.49
1:A:233:GLY:N	5:A:600:ADP:O4'	2.46	0.49
1:A:237:THR:O	1:A:241:LEU:HD11	2.13	0.49
1:A:299:ARG:HH21	2:F:288:TYR:HD2	1.60	0.49
1:B:320:VAL:N	1:B:377:ALA:O	2.46	0.49
1:B:518:MET:HB3	1:B:548:ILE:HD12	1.95	0.49
2:D:410:ARG:HA	2:D:413:GLN:OE1	2.13	0.49
2:E:137:THR:HG21	2:E:423:ILE:HG23	1.94	0.49
2:E:190:VAL:HA	2:E:217:SER:HB3	1.95	0.49

*Continued on next page...*

*Continued from previous page...*

Atom-1	Atom-2	Interatomic distance (Å)	Clash overlap (Å)
2:E:232:ILE:HA	2:E:235:PRO:HG2	1.95	0.49
2:E:264:CYS:HA	2:E:267:LEU:HD21	1.95	0.49
2:F:229:ILE:CG2	2:F:230:GLU:HG3	2.37	0.49
2:F:149:LYS:HD3	2:F:295:TYR:O	2.12	0.49
2:F:343:LEU:HD12	2:F:351:PRO:HB2	1.94	0.49
1:C:406:PHE:HE1	1:C:408:ARG:HB2	1.77	0.49
2:N:451:LEU:HD13	2:N:459:ILE:HD11	1.95	0.49
3:G:63:ALA:O	3:G:66:LEU:HD23	2.13	0.49
4:H:3:VAL:HG12	4:H:45:VAL:HA	1.95	0.49
2:M:83:GLY:HA3	2:M:108:PRO:HB2	1.95	0.49
4:P:63:MET:SD	4:P:66:ARG:O	2.70	0.49
3:G:185:GLN:C	3:G:187:GLU:N	2.64	0.49
3:O:94:GLU:HG2	3:O:95:ASN:N	2.27	0.49
1:A:542:LEU:HB2	1:A:545:LEU:CG	2.36	0.49
2:F:404:LEU:HD23	2:F:405:THR:H	1.78	0.49
2:E:370:LYS:N	2:E:370:LYS:HD2	2.27	0.49
1:K:521:ALA:CB	1:K:570:ILE:HG21	2.43	0.49
1:C:192:ALA:HA	1:C:364:ARG:NH2	2.28	0.49
1:B:126:GLY:N	1:B:157:VAL:O	2.45	0.49
3:O:106:ALA:CA	3:O:138:ILE:HD11	2.43	0.49
1:I:319:SER:HA	1:I:377:ALA:H	1.77	0.49
1:I:35:LEU:O	1:I:36:VAL:C	2.51	0.49
1:I:515:ILE:C	1:I:517:LYS:N	2.67	0.49
1:J:153:VAL:HG13	1:J:175:LEU:HD11	1.95	0.49
1:J:202:ASN:ND2	1:J:202:ASN:H	2.11	0.49
1:J:232:SER:O	1:J:233:GLY:C	2.50	0.49
1:K:195:VAL:HG23	1:K:195:VAL:O	2.13	0.49
1:K:202:ASN:H	1:K:202:ASN:HD22	1.60	0.49
1:K:232:SER:N	5:K:600:ADP:O1B	2.45	0.49
1:K:417:ARG:HG2	2:M:380:ASP:CB	2.41	0.49
2:L:326:PRO:HG2	2:L:327:ASP:N	2.24	0.49
2:M:134:GLY:O	2:M:429:ASN:HA	2.13	0.49
2:M:153:PHE:HB3	2:M:316:MET:HE3	1.94	0.49
2:M:190:VAL:HG13	2:M:218:VAL:CA	2.43	0.49
2:N:87:GLU:OE1	2:N:106:ILE:HG12	2.13	0.49
2:N:300:VAL:HA	2:N:307:SER:CB	2.43	0.49
1:A:216:PHE:HE1	1:A:428:TYR:HA	1.78	0.49
1:A:460:ARG:CG	2:D:346:LYS:HE2	2.43	0.49
1:A:464:LEU:CD1	1:A:483:VAL:HB	2.42	0.49
1:A:9:ILE:HD13	1:A:10:ALA:H	1.76	0.49
1:B:303:ILE:O	1:B:304:TYR:C	2.50	0.49

*Continued on next page...*

*Continued from previous page...*

Atom-1	Atom-2	Interatomic distance (Å)	Clash overlap (Å)
1:B:307:VAL:O	1:B:308:THR:C	2.51	0.49
1:B:494:PHE:CD1	1:B:515:ILE:HG22	2.47	0.49
1:B:559:PHE:HB3	1:B:560:PRO:HD3	1.95	0.49
1:C:100:ILE:HG13	1:C:101:TYR:CD1	2.48	0.49
1:C:269:PHE:CA	1:C:272:LEU:HG	2.41	0.49
1:C:3:GLN:NE2	1:C:3:GLN:HA	2.28	0.49
2:D:277:ILE:HG23	3:G:194:LEU:CD1	2.24	0.49
2:D:76:VAL:O	2:D:77:GLU:HB2	2.13	0.49
2:E:138:ILE:CG2	2:E:143:THR:HG23	2.43	0.49
2:E:144:LEU:HD11	2:E:147:GLY:H	1.78	0.49
2:E:144:LEU:HD13	2:E:148:GLN:CG	2.43	0.49
2:E:193:ALA:HB1	2:E:196:ILE:HG23	1.92	0.49
2:E:155:GLY:N	2:E:315:SER:OG	2.43	0.49
2:E:49:GLU:C	2:E:51:SER:H	2.16	0.49
2:F:239:LEU:HB2	2:F:297:ARG:CZ	2.42	0.49
1:C:113:ARG:HG3	1:C:113:ARG:NH1	2.28	0.49
3:G:57:ALA:O	3:G:133:TYR:OH	2.27	0.49
1:I:530:ILE:HG23	1:I:539:ILE:HD12	1.94	0.49
1:A:154:ARG:HH11	1:A:154:ARG:HG3	1.77	0.49
1:K:501:HIS:O	1:K:503:VAL:N	2.46	0.49
2:L:162:GLU:O	2:L:164:ALA:N	2.46	0.49
1:C:274:ASP:HB2	1:C:279:GLY:O	2.13	0.49
1:I:41:ARG:HD2	1:I:42:LEU:H	1.77	0.48
1:I:464:LEU:CD1	1:I:483:VAL:HB	2.43	0.48
1:I:464:LEU:HD11	1:I:483:VAL:HB	1.94	0.48
1:I:489:ILE:HG23	1:I:490:ILE:N	2.27	0.48
1:J:149:VAL:HG22	1:J:150:PRO:O	2.11	0.48
1:J:241:LEU:O	1:J:245:SER:N	2.45	0.48
1:K:135:LEU:HD21	1:K:149:VAL:CG2	2.42	0.48
1:K:150:PRO:CD	1:K:181:LEU:HD22	2.43	0.48
1:K:349:GLY:O	1:K:350:TYR:CD1	2.65	0.48
1:K:195:VAL:CA	1:K:370:THR:HA	2.40	0.48
1:K:244:TRP:CZ2	1:K:505:ALA:HB1	2.48	0.48
1:K:26:ASP:CG	1:K:68:GLY:C	2.71	0.48
2:L:393:ARG:NH2	2:L:416:ASP:OD1	2.45	0.48
2:M:144:LEU:HD12	2:M:148:GLN:OE1	2.13	0.48
2:M:144:LEU:HD11	2:M:147:GLY:H	1.76	0.48
2:M:342:GLU:HA	2:M:345:ARG:CD	2.41	0.48
2:M:352:ILE:O	2:M:423:ILE:HD13	2.13	0.48
2:M:42:VAL:HG12	2:M:43:ARG:N	2.28	0.48
2:N:367:GLY:H	2:N:371:THR:HB	1.78	0.48

*Continued on next page...*

*Continued from previous page...*

Atom-1	Atom-2	Interatomic distance (Å)	Clash overlap (Å)
3:O:155:LYS:HG3	3:O:156:LYS:N	2.24	0.48
1:A:255:CYS:O	1:A:329:ARG:HB2	2.13	0.48
1:A:35:LEU:O	1:A:36:VAL:C	2.51	0.48
1:A:395:VAL:HA	1:A:398:SER:HG	1.78	0.48
1:C:53:GLU:CA	1:C:295:PRO:HG2	2.43	0.48
2:E:119:LEU:CD2	2:E:123:ALA:HB3	2.43	0.48
2:E:21:VAL:O	2:E:55:ALA:HB3	2.13	0.48
2:E:267:LEU:HA	2:E:270:ILE:CD1	2.43	0.48
4:P:56:GLU:CB	4:P:71:LEU:HD21	2.42	0.48
2:E:398:ILE:HB	3:G:162:ASN:ND2	2.26	0.48
3:G:43:VAL:HG23	3:G:147:LEU:CD1	2.41	0.48
4:H:1:MET:HA	4:H:42:TYR:HB2	1.94	0.48
4:H:4:ILE:HD12	4:H:5:ALA:N	2.28	0.48
2:M:87:GLU:CB	2:M:106:ILE:HD13	2.43	0.48
2:M:107:THR:HA	2:M:108:PRO:HD2	1.60	0.48
2:M:87:GLU:C	2:M:89:LEU:H	2.17	0.48
2:L:198:GLN:HE21	2:L:199:ARG:N	2.11	0.48
4:H:7:PRO:HG2	4:H:8:GLU:N	2.26	0.48
2:F:245:LEU:HA	2:F:249:HIS:HB2	1.95	0.48
1:J:552:ARG:HG3	1:J:553:TYR:HD1	1.78	0.48
1:A:157:VAL:HG22	1:A:175:LEU:CD2	2.43	0.48
1:B:166:TYR:HB3	1:B:170:GLU:CB	2.43	0.48
3:O:80:ALA:HA	4:P:15:LEU:O	2.13	0.48
1:I:253:VAL:CB	1:I:288:ILE:HB	2.42	0.48
1:I:329:ARG:NH1	2:N:328:LEU:HD22	2.28	0.48
1:I:419:PHE:CD2	5:I:600:ADP:H2	2.31	0.48
1:J:110:ALA:HB3	1:J:111:LEU:HD11	1.95	0.48
1:J:113:ARG:HH11	1:J:169:GLU:HG2	1.78	0.48
1:J:287:LEU:C	1:J:288:ILE:CD1	2.73	0.48
1:K:133:MET:N	1:K:372:GLY:HA2	2.28	0.48
1:K:17:LYS:C	1:K:19:MET:HG2	2.33	0.48
1:K:245:SER:OG	1:K:246:ASN:N	2.45	0.48
1:K:438:TRP:CH2	1:K:509:MET:HG3	2.48	0.48
2:M:133:THR:C	2:M:135:ILE:H	2.14	0.48
2:M:169:ARG:C	2:M:171:ALA:H	2.16	0.48
2:M:94:ASN:ND2	2:M:221:LEU:C	2.66	0.48
2:M:343:LEU:HB2	2:M:351:PRO:HB2	1.93	0.48
1:A:230:PHE:CD1	1:A:230:PHE:N	2.82	0.48
1:A:368:VAL:O	1:A:368:VAL:HG23	2.13	0.48
1:A:328:SER:OG	1:A:384:VAL:HG13	2.12	0.48
1:A:414:ALA:HA	1:A:419:PHE:CE2	2.48	0.48

*Continued on next page...*

*Continued from previous page...*

Atom-1	Atom-2	Interatomic distance (Å)	Clash overlap (Å)
1:A:425:ASN:O	1:A:427:SER:N	2.46	0.48
1:A:447:TYR:O	1:A:451:ARG:CG	2.61	0.48
1:B:135:LEU:CB	1:B:148:LEU:HA	2.43	0.48
1:B:202:ASN:HD22	1:B:202:ASN:N	2.11	0.48
1:B:465:GLN:O	1:B:469:GLN:N	2.46	0.48
1:C:11:GLY:O	1:C:55:THR:OG1	2.13	0.48
1:C:79:MET:HE3	1:C:313:PHE:CZ	2.49	0.48
1:C:29:LYS:C	1:C:34:GLY:HA2	2.34	0.48
1:C:6:ILE:CG2	1:C:7:GLN:N	2.76	0.48
2:D:11:ILE:HG23	2:D:71:THR:OG1	2.13	0.48
2:E:220:PHE:HD2	2:E:220:PHE:H	1.59	0.48
2:E:142:ASN:HD21	2:E:357:SER:HB2	1.78	0.48
2:F:155:GLY:HA2	2:F:316:MET:O	2.13	0.48
2:F:167:ILE:N	2:F:167:ILE:HD13	2.27	0.48
2:F:422:PHE:CD1	2:F:422:PHE:C	2.85	0.48
1:C:378:VAL:O	1:C:378:VAL:HG12	2.12	0.48
1:C:417:ARG:CD	1:C:417:ARG:N	2.71	0.48
3:G:110:ASP:CG	3:G:111:GLY:N	2.66	0.48
3:G:50:ARG:NH1	3:G:137:LEU:HA	2.27	0.48
1:B:91:LEU:HA	1:B:94:ILE:CD1	2.32	0.48
1:B:545:LEU:HD23	1:B:546:GLU:N	2.28	0.48
1:I:6:ILE:CG2	1:I:61:GLY:H	2.26	0.48
1:K:156:ARG:CB	1:K:176:GLU:HB3	2.42	0.48
2:N:85:SER:OG	2:N:108:PRO:HA	2.13	0.48
1:C:274:ASP:N	1:C:279:GLY:O	2.46	0.48
1:C:20:LEU:HD21	1:C:45:ASP:HB3	1.94	0.48
2:L:243:GLU:O	2:L:247:PHE:HB2	2.13	0.48
2:M:236:ARG:HG3	2:M:236:ARG:HH11	1.78	0.48
1:I:238:GLN:HE22	1:I:325:ASP:HA	1.78	0.48
1:I:318:PHE:O	1:I:320:VAL:N	2.45	0.48
1:J:72:ALA:CB	1:J:188:PRO:N	2.76	0.48
1:J:309:ILE:C	1:J:313:PHE:CE2	2.87	0.48
1:K:137:THR:C	1:K:138:VAL:HG23	2.33	0.48
1:K:387:PRO:O	2:M:331:TYR:CE1	2.67	0.48
1:K:362:TYR:HH	1:K:399:THR:HG23	1.77	0.48
2:L:257:LEU:HD12	2:L:312:PRO:CA	2.39	0.48
2:L:287:MET:CB	2:L:291:LEU:HD13	2.43	0.48
2:L:35:ILE:HA	2:L:73:VAL:HG13	1.93	0.48
2:M:96:ILE:O	2:M:96:ILE:HG12	2.13	0.48
1:I:230:PHE:HD2	2:N:327:ASP:HA	1.78	0.48
1:A:12:PRO:HB2	1:A:340:ARG:NH1	2.28	0.48

*Continued on next page...*

*Continued from previous page...*

Atom-1	Atom-2	Interatomic distance (Å)	Clash overlap (Å)
1:A:443:VAL:HG11	1:A:447:TYR:CG	2.48	0.48
1:A:477:GLN:HG2	1:A:478:ASP:N	2.23	0.48
1:B:486:VAL:C	1:B:490:ILE:HG12	2.31	0.48
1:B:507:CYS:HB2	1:B:511:LYS:HD3	1.94	0.48
1:B:514:GLY:HA3	1:B:559:PHE:CE2	2.49	0.48
1:B:55:THR:HA	1:B:58:LEU:HD11	1.94	0.48
1:C:234:LYS:HD2	1:C:235:THR:H	1.74	0.48
1:C:79:MET:O	1:C:286:VAL:CG2	2.59	0.48
2:D:262:ASN:O	2:D:263:TYR:C	2.50	0.48
2:E:239:LEU:HD11	2:E:297:ARG:HB2	1.95	0.48
2:E:256:ILE:HD11	2:E:311:ILE:HG12	1.94	0.48
2:E:62:GLU:C	2:E:64:THR:H	2.16	0.48
2:F:367:GLY:H	2:F:371:THR:HB	1.78	0.48
1:C:288:ILE:CD1	1:C:306:GLY:HA2	2.43	0.48
1:C:193:ARG:NH2	1:C:312:TYR:HD1	2.10	0.48
1:C:75:LEU:HB2	1:C:185:HIS:CE1	2.48	0.48
3:G:131:ARG:O	3:G:135:GLU:HB2	2.13	0.48
2:L:90:GLY:HA2	2:L:214:LEU:HD12	1.95	0.48
2:L:92:ARG:HH22	2:L:214:LEU:CD2	2.24	0.48
1:C:536:ILE:N	1:C:536:ILE:HD12	2.12	0.48
1:A:31:GLY:HA2	1:A:58:LEU:CD2	2.43	0.48
2:F:246:ALA:CB	2:F:251:TYR:O	2.62	0.48
3:O:92:GLU:O	3:O:102:PRO:HA	2.13	0.48
2:E:134:GLY:O	2:E:429:ASN:HA	2.13	0.48
1:I:50:GLN:HE21	1:I:50:GLN:HA	1.78	0.48
3:O:71:ASP:CG	3:O:71:ASP:O	2.52	0.48
1:I:234:LYS:C	1:I:237:THR:HG22	2.34	0.48
1:I:192:ALA:HA	1:I:364:ARG:HH21	1.78	0.48
1:I:189:VAL:O	1:I:364:ARG:NH2	2.46	0.48
1:J:77:PRO:HB2	1:J:117:TRP:CH2	2.49	0.48
1:J:168:VAL:HG12	1:J:183:MET:CB	2.34	0.48
1:J:272:LEU:CB	1:J:281:LEU:HB3	2.41	0.48
1:J:327:THR:CG2	1:J:384:VAL:CG1	2.88	0.48
1:J:342:GLU:HG3	3:O:195:LYS:HZ3	1.78	0.48
1:J:370:THR:HG23	1:J:374:GLU:C	2.34	0.48
1:K:135:LEU:HD21	1:K:149:VAL:HG21	1.94	0.48
1:K:195:VAL:CG1	1:K:314:ARG:NH2	2.76	0.48
1:K:217:PRO:HG3	1:K:439:TYR:OH	2.13	0.48
1:K:26:ASP:HB3	1:K:69:LEU:O	2.13	0.48
1:K:28:CYS:O	1:K:36:VAL:HA	2.13	0.48
1:K:30:VAL:O	1:K:34:GLY:HA2	2.13	0.48

*Continued on next page...*

*Continued from previous page...*

Atom-1	Atom-2	Interatomic distance (Å)	Clash overlap (Å)
1:K:12:PRO:CA	1:K:55:THR:OG1	2.53	0.48
2:L:337:ILE:HA	2:L:357:SER:CB	2.43	0.48
2:L:448:GLN:HG2	2:L:463:TYR:CD1	2.48	0.48
2:M:142:ASN:OD1	2:M:142:ASN:N	2.46	0.48
2:M:190:VAL:HB	2:M:255:VAL:HG11	1.95	0.48
2:M:295:TYR:C	2:M:297:ARG:N	2.65	0.48
2:M:261:THR:HG1	2:M:314:LEU:HD13	1.78	0.48
2:N:33:VAL:HG13	2:N:75:LEU:HD12	1.95	0.48
2:N:140:VAL:HG11	2:N:435:SER:HB3	1.95	0.48
1:I:8:LYS:HZ1	2:N:52:GLU:H	1.47	0.48
2:N:93:PHE:CD1	2:N:93:PHE:N	2.81	0.48
2:N:99:PRO:O	2:N:100:ILE:HD13	2.13	0.48
1:A:189:VAL:CG2	1:A:190:ARG:NH1	2.76	0.48
1:A:253:VAL:CB	1:A:288:ILE:HB	2.43	0.48
1:A:353:TYR:N	1:A:353:TYR:CD2	2.81	0.48
1:A:454:ILE:HD11	1:A:458:LEU:HD21	1.92	0.48
1:B:235:THR:O	1:B:238:GLN:HG2	2.12	0.48
1:B:27:ILE:CG1	1:B:67:THR:OG1	2.61	0.48
1:B:302:SER:O	1:B:305:VAL:CB	2.53	0.48
1:B:75:LEU:HD13	1:B:312:TYR:CD1	2.49	0.48
1:B:424:TRP:O	1:B:426:GLY:N	2.45	0.48
1:B:449:GLU:O	1:B:453:ALA:CB	2.60	0.48
1:C:228:GLY:O	1:C:229:PRO:O	2.31	0.48
1:C:336:GLU:O	1:C:338:SER:N	2.46	0.48
1:C:8:LYS:HB3	2:E:51:SER:HB2	1.94	0.48
2:D:257:LEU:HD23	2:D:257:LEU:N	2.28	0.48
2:E:193:ALA:HA	2:E:258:THR:HG22	1.96	0.48
2:E:270:ILE:CD1	2:E:270:ILE:N	2.76	0.48
2:E:29:TYR:CD1	2:E:30:GLY:N	2.81	0.48
2:E:457:ASP:O	2:E:461:LYS:HG2	2.14	0.48
2:F:134:GLY:HA3	2:F:170:GLN:O	2.13	0.48
2:F:355:LEU:HD22	2:F:355:LEU:N	2.21	0.48
2:F:437:GLN:O	2:F:438:ILE:C	2.52	0.48
3:G:179:ILE:CG2	3:G:183:LEU:HD11	2.40	0.48
1:C:454:ILE:HG22	1:C:457:LEU:HD12	1.96	0.48
2:N:460:GLY:HA2	2:N:463:TYR:HB2	1.94	0.48
3:G:103:ARG:NH2	3:G:146:ARG:HG2	2.28	0.48
4:P:60:GLU:HA	4:P:63:MET:CE	2.44	0.48
1:B:113:ARG:HH11	1:B:169:GLU:HG2	1.78	0.48
1:B:536:ILE:HG22	1:B:537:ASP:N	2.28	0.48
2:N:32:ILE:O	2:N:76:VAL:HB	2.12	0.48

*Continued on next page...*



*Continued from previous page...*

Atom-1	Atom-2	Interatomic distance (Å)	Clash overlap (Å)
3:O:130:PHE:CZ	4:P:15:LEU:HD12	2.43	0.48
1:I:71:LEU:HD12	1:I:190:ARG:NH1	2.29	0.48
1:I:477:GLN:CG	1:I:478:ASP:N	2.76	0.48
1:I:514:GLY:O	1:I:517:LYS:N	2.39	0.48
1:J:210:ARG:NE	1:J:497:GLN:HB2	2.24	0.48
1:J:92:GLU:C	1:J:94:ILE:H	2.17	0.48
1:K:180:GLU:O	1:K:182:LYS:HD2	2.13	0.48
1:K:269:PHE:C	1:K:271:GLU:H	2.17	0.48
1:K:448:PRO:HA	1:K:451:ARG:CD	2.43	0.48
1:I:354:LEU:HD22	2:L:268:ARG:NH2	2.28	0.48
2:M:31:ALA:N	2:M:47:VAL:HG23	2.28	0.48
2:M:386:TYR:HA	2:M:414:PHE:CD1	2.48	0.48
2:M:414:PHE:HE2	2:M:443:LEU:CD2	2.26	0.48
3:O:27:LEU:O	3:O:29:LYS:N	2.47	0.48
1:A:29:LYS:N	1:A:65:VAL:O	2.46	0.48
1:A:490:ILE:HG23	1:A:494:PHE:CD2	2.49	0.48
1:A:451:ARG:CB	1:A:516:MET:HE1	2.40	0.48
1:B:288:ILE:O	1:B:288:ILE:HG22	2.14	0.48
1:C:26:ASP:OD1	1:C:69:LEU:CA	2.62	0.48
1:C:344:MET:CG	2:F:273:ALA:HA	2.44	0.48
1:C:387:PRO:HA	2:E:331:TYR:CZ	2.48	0.48
2:D:114:ILE:HD12	2:D:115:THR:N	2.28	0.48
2:D:125:ARG:HG2	2:D:126:LYS:H	1.78	0.48
2:D:151:PRO:HB3	2:D:333:THR:HG21	1.94	0.48
2:D:349:TYR:O	2:D:424:ASN:OD1	2.30	0.48
2:E:163:ILE:HG23	2:E:164:ALA:N	2.28	0.48
2:E:202:SER:HA	2:E:205:ILE:CG1	2.43	0.48
2:E:226:ASP:HB3	2:E:227:PRO:HD2	1.95	0.48
2:F:25:LYS:HA	2:F:52:GLU:O	2.13	0.48
1:I:269:PHE:CD1	1:I:272:LEU:CD1	2.96	0.48
1:C:189:VAL:HG12	1:C:304:TYR:O	2.13	0.48
2:E:392:ILE:CD1	2:E:411:TYR:HB2	2.43	0.48
1:C:470:LEU:CD2	3:G:159:ARG:NH2	2.76	0.48
2:D:208:PHE:CD2	2:D:214:LEU:HA	2.46	0.48
2:D:196:ILE:O	2:D:223:LYS:HG2	2.14	0.48
1:A:31:GLY:CA	1:A:58:LEU:HD21	2.43	0.48
3:G:198:LYS:O	3:G:202:GLU:HG2	2.12	0.48
2:N:413:GLN:CA	2:N:413:GLN:HE21	2.26	0.48
4:P:77:LEU:HD22	4:P:77:LEU:H	1.79	0.48
1:K:20:LEU:CD2	1:K:45:ASP:HB3	2.43	0.48
1:A:98:THR:OG1	1:A:99:GLY:N	2.46	0.48

*Continued on next page...*

*Continued from previous page...*

Atom-1	Atom-2	Interatomic distance (Å)	Clash overlap (Å)
1:C:394:PRO:C	1:C:396:THR:N	2.67	0.48
1:C:555:SER:HB3	1:C:558:GLU:HB2	1.96	0.48
3:O:50:ARG:NE	3:O:140:VAL:CG1	2.58	0.48
4:P:12:GLY:C	4:P:15:LEU:HG	2.34	0.48
4:P:47:VAL:CG1	4:P:48:ASP:N	2.76	0.48
1:I:211:ILE:N	1:I:211:ILE:CD1	2.72	0.48
1:I:236:VAL:C	1:I:238:GLN:H	2.16	0.48
1:I:425:ASN:O	1:I:427:SER:N	2.47	0.48
1:J:288:ILE:O	1:J:289:ALA:C	2.51	0.48
1:J:327:THR:HG21	1:J:384:VAL:CG1	2.43	0.48
1:J:225:ALA:O	1:J:406:PHE:HD1	1.97	0.48
1:J:73:VAL:O	1:J:187:TRP:N	2.35	0.48
1:K:113:ARG:HH11	1:K:113:ARG:HG3	1.78	0.48
1:K:131:GLY:C	1:K:151:PRO:HA	2.34	0.48
1:K:137:THR:CG2	1:K:138:VAL:H	2.25	0.48
1:K:387:PRO:HA	2:M:331:TYR:CZ	2.49	0.48
1:K:517:LYS:HA	1:K:520:LEU:HD12	1.96	0.48
1:K:235:THR:OG1	5:K:600:ADP:O2B	2.28	0.48
2:L:254:LEU:CD1	2:L:309:THR:HB	2.44	0.48
2:L:257:LEU:HD23	2:L:257:LEU:N	2.28	0.48
2:L:253:VAL:CG2	2:L:308:VAL:HG22	2.43	0.48
2:L:340:SER:N	2:L:343:LEU:HD12	2.14	0.48
2:L:404:LEU:HD22	2:L:408:ASP:OD2	2.13	0.48
2:M:163:ILE:HG23	2:M:164:ALA:N	2.27	0.48
2:M:380:ASP:O	2:M:381:GLN:C	2.52	0.48
2:M:387:ALA:C	2:M:389:GLY:H	2.17	0.48
2:M:62:GLU:N	2:M:62:GLU:OE1	2.45	0.48
2:M:43:ARG:NH1	2:M:66:LEU:HD11	2.29	0.48
2:N:137:THR:CA	2:N:422:PHE:HE1	2.27	0.48
2:M:277:ILE:HG13	3:O:192:PHE:CD1	2.49	0.48
1:A:193:ARG:O	1:A:195:VAL:HG13	2.14	0.48
1:A:256:GLY:HA2	1:A:292:SER:HA	1.93	0.48
1:B:140:GLU:CD	1:B:145:HIS:HB2	2.33	0.48
1:B:362:TYR:N	1:B:362:TYR:HD2	2.11	0.48
1:B:42:LEU:HG	1:B:47:ALA:CB	2.43	0.48
1:B:38:GLU:CB	1:B:52:TYR:OH	2.61	0.48
1:C:260:ASN:HD22	2:E:149:LYS:HD2	1.76	0.48
1:C:266:LEU:O	1:C:270:PRO:HD3	2.12	0.48
1:C:26:ASP:CG	1:C:69:LEU:N	2.66	0.48
2:D:132:GLN:HE21	2:D:134:GLY:N	2.12	0.48
2:D:17:PRO:CG	2:D:58:GLN:HE21	2.27	0.48

*Continued on next page...*

*Continued from previous page...*

Atom-1	Atom-2	Interatomic distance (Å)	Clash overlap (Å)
2:D:184:GLU:O	2:D:186:PRO:HD3	2.12	0.48
2:D:316:MET:CG	2:D:319:ASP:HA	2.43	0.48
2:D:408:ASP:OD2	2:D:409:ARG:N	2.47	0.48
2:D:87:GLU:C	2:D:88:MET:SD	2.92	0.48
2:E:127:PRO:C	2:E:145:VAL:HG11	2.34	0.48
2:E:158:LEU:HD11	2:E:341:ARG:CD	2.43	0.48
2:E:231:ARG:HG3	2:E:231:ARG:NH1	2.29	0.48
2:F:144:LEU:CD1	2:F:145:VAL:H	2.25	0.48
2:F:386:TYR:OH	2:F:419:GLU:HB3	2.13	0.48
1:A:281:LEU:C	1:A:283:HIS:N	2.64	0.48
1:C:119:TRP:CZ2	1:C:121:PRO:HB3	2.48	0.48
1:C:77:PRO:HA	1:C:145:HIS:NE2	2.29	0.48
1:C:150:PRO:CD	1:C:181:LEU:HD22	2.42	0.48
1:C:148:LEU:HD11	1:C:315:ASP:HB2	1.94	0.48
1:C:196:GLN:N	1:C:371:LEU:N	2.50	0.48
1:C:515:ILE:CD1	1:C:518:MET:SD	3.01	0.48
2:E:395:LEU:O	2:E:398:ILE:CG2	2.52	0.48
3:G:139:ARG:O	3:G:143:THR:OG1	2.18	0.48
3:G:28:LEU:C	3:G:31:LYS:HG3	2.33	0.48
1:A:119:TRP:CG	1:A:172:VAL:HB	2.47	0.48
1:C:484:ILE:HG22	1:C:485:GLU:HG3	1.95	0.48
1:J:476:LEU:HB3	1:J:480:GLU:CG	2.43	0.48
1:C:200:ASP:HB3	1:C:201:PRO:CD	2.42	0.48
2:E:132:GLN:HE22	2:E:431:SER:HA	1.79	0.48
1:C:394:PRO:C	1:C:396:THR:H	2.16	0.48
1:I:11:GLY:H	2:N:49:GLU:CG	2.05	0.48
1:I:220:MET:O	1:I:377:ALA:HB3	2.13	0.48
1:I:256:GLY:HA2	1:I:292:SER:HA	1.94	0.48
1:I:322:LEU:HB3	1:I:380:ILE:CG1	2.43	0.48
1:I:350:TYR:HB3	1:I:351:PRO:CD	2.41	0.48
1:I:454:ILE:HG23	1:I:455:SER:N	2.28	0.48
1:I:214:VAL:HG22	1:I:512:ALA:HB1	1.96	0.48
1:J:11:GLY:O	1:J:55:THR:HB	2.14	0.48
1:J:454:ILE:HD13	1:J:516:MET:HB2	1.95	0.48
1:J:12:PRO:HA	1:J:55:THR:HG21	1.95	0.48
1:J:92:GLU:O	1:J:96:GLU:HG3	2.13	0.48
1:K:4:GLY:HA3	1:K:19:MET:CE	2.44	0.48
1:K:513:TYR:O	1:K:516:MET:HB3	2.14	0.48
2:L:283:TYR:HB3	2:L:287:MET:HE3	1.95	0.48
2:L:147:GLY:N	2:L:309:THR:HG23	2.28	0.48
2:L:260:MET:H	2:L:314:LEU:HB3	1.79	0.48

*Continued on next page...*

*Continued from previous page...*

Atom-1	Atom-2	Interatomic distance (Å)	Clash overlap (Å)
2:L:345:ARG:CG	2:L:346:LYS:N	2.76	0.48
2:L:360:ARG:O	2:L:361:LEU:HD23	2.13	0.48
2:L:45:GLY:CA	2:L:57:ILE:HG22	2.43	0.48
2:M:202:SER:CA	2:M:205:ILE:HG13	2.43	0.48
2:M:393:ARG:HA	2:M:396:VAL:CG1	2.44	0.48
2:N:194:MET:CE	2:N:235:PRO:HG3	2.44	0.48
2:N:264:CYS:HA	2:N:267:LEU:CB	2.42	0.48
1:B:206:LEU:HD13	1:B:208:GLY:N	2.28	0.48
1:B:282:MET:HE2	1:B:285:THR:HB	1.96	0.48
1:B:197:ARG:N	1:B:369:ILE:CG2	2.64	0.48
1:C:15:ILE:CD1	1:C:15:ILE:N	2.74	0.48
1:C:273:THR:O	1:C:281:LEU:CD1	2.61	0.48
1:C:69:LEU:HG	1:C:70:PRO:O	2.14	0.48
2:D:267:LEU:HG	2:D:268:ARG:N	2.28	0.48
2:D:28:ALA:N	2:D:50:VAL:HG11	2.28	0.48
2:E:291:LEU:HD23	2:E:294:ILE:HG12	1.96	0.48
1:C:293:ASN:CB	2:E:296:GLU:HG2	2.31	0.48
2:E:18:LEU:HD23	2:E:56:VAL:C	2.34	0.48
2:F:105:PRO:C	2:F:106:ILE:CG2	2.82	0.48
2:F:433:GLU:C	2:F:435:SER:H	2.15	0.48
1:C:216:PHE:CB	1:C:407:TRP:HE1	2.26	0.48
1:C:428:TYR:CE2	2:F:157:GLY:HA3	2.49	0.48
1:A:134:VAL:HG13	1:A:146:LYS:HD3	1.96	0.48
4:P:32:LEU:O	4:P:33:LEU:C	2.52	0.48
2:E:82:LEU:CD1	2:E:111:ARG:HH12	2.23	0.48
1:C:489:ILE:C	1:C:491:ARG:N	2.66	0.48
2:L:125:ARG:O	2:L:127:PRO:HD3	2.13	0.48
1:I:31:GLY:HA2	1:I:62:GLU:HB3	1.96	0.48
3:O:16:GLY:HA2	3:O:19:ARG:HG2	1.94	0.48
1:J:412:SER:O	1:J:414:ALA:N	2.46	0.48
1:C:381:VAL:CG1	1:C:381:VAL:O	2.60	0.48
2:L:165:ALA:O	2:L:168:ALA:HB3	2.14	0.48
3:O:140:VAL:CB	3:O:144:GLU:HG3	2.44	0.48
1:I:238:GLN:HE22	1:I:325:ASP:CA	2.26	0.48
1:I:263:THR:OG1	2:N:124:ARG:CB	2.62	0.48
1:I:293:ASN:HB2	2:N:293:THR:HA	1.94	0.48
1:I:317:GLY:HA3	1:I:374:GLU:CB	2.42	0.48
1:I:391:MET:C	1:I:396:THR:HG21	2.34	0.48
1:I:476:LEU:HD13	1:I:481:ARG:HG3	1.95	0.48
1:J:290:ASN:HD22	1:J:294:MET:HG3	1.73	0.48
1:J:38:GLU:CB	1:J:52:TYR:OH	2.62	0.48

*Continued on next page...*

*Continued from previous page...*

Atom-1	Atom-2	Interatomic distance (Å)	Clash overlap (Å)
1:J:436:ASP:N	1:J:437:PRO:CD	2.77	0.48
2:L:349:TYR:HA	2:L:351:PRO:CD	2.44	0.48
2:L:392:ILE:CD1	2:L:395:LEU:HD21	2.42	0.48
2:L:53:GLU:HB3	2:L:54:TYR:CD1	2.49	0.48
2:M:135:ILE:HG13	2:M:167:ILE:CD1	2.42	0.48
2:M:214:LEU:HG	2:M:214:LEU:O	2.14	0.48
2:M:222:ASN:C	2:M:224:ALA:H	2.17	0.48
2:M:227:PRO:CG	2:M:230:GLU:HB2	2.31	0.48
2:M:231:ARG:NH1	2:M:231:ARG:HG3	2.29	0.48
2:M:324:PRO:O	2:M:325:ILE:C	2.52	0.48
2:M:137:THR:HG21	2:M:423:ILE:HG23	1.94	0.48
2:N:134:GLY:HA3	2:N:170:GLN:O	2.14	0.48
2:N:14:ILE:HB	2:N:68:LEU:HD23	1.95	0.48
2:N:149:LYS:HD3	2:N:295:TYR:O	2.14	0.48
2:N:425:GLN:HG2	2:N:430:ARG:HH12	1.79	0.48
1:A:259:GLY:H	2:F:296:GLU:HG3	1.79	0.48
1:A:352:PRO:HG2	1:A:353:TYR:CE2	2.49	0.48
1:A:397:GLN:HA	1:A:400:LEU:CD1	2.32	0.48
1:A:414:ALA:O	1:A:419:PHE:CE2	2.67	0.48
1:B:264:ASP:HA	2:D:126:LYS:HD2	1.96	0.48
1:B:75:LEU:HD22	1:B:312:TYR:HB2	1.96	0.48
1:B:314:ARG:HD2	1:B:315:ASP:OD2	2.14	0.48
1:B:323:MET:HG2	1:B:381:VAL:CG1	2.44	0.48
1:B:424:TRP:CG	1:B:425:ASN:N	2.81	0.48
1:B:430:LEU:HD13	2:E:199:ARG:HD3	1.95	0.48
1:C:100:ILE:HG13	1:C:101:TYR:CE1	2.48	0.48
1:C:37:GLY:HA2	1:C:51:VAL:HA	1.96	0.48
1:C:6:ILE:HB	1:C:61:GLY:C	2.33	0.48
2:D:154:SER:O	2:D:316:MET:CE	2.62	0.48
2:D:17:PRO:CB	2:D:58:GLN:NE2	2.74	0.48
2:E:284:PRO:HD2	2:E:287:MET:HE3	1.95	0.48
2:E:90:GLY:CA	2:E:214:LEU:O	2.61	0.48
2:E:98:LYS:CE	2:E:98:LYS:HA	2.39	0.48
2:F:435:SER:O	2:F:437:GLN:N	2.46	0.48
2:F:54:TYR:HD2	2:F:54:TYR:C	2.16	0.48
1:C:210:ARG:O	1:C:214:VAL:HG23	2.13	0.48
1:C:244:TRP:O	1:C:244:TRP:CD1	2.67	0.48
3:G:140:VAL:CB	3:G:144:GLU:HG3	2.43	0.48
1:A:123:VAL:O	1:A:123:VAL:HG23	2.13	0.48
2:F:300:VAL:HA	2:F:307:SER:HB3	1.94	0.48
2:D:204:PHE:C	2:D:206:GLN:N	2.67	0.48

*Continued on next page...*

*Continued from previous page...*

Atom-1	Atom-2	Interatomic distance (Å)	Clash overlap (Å)
1:C:544:VAL:O	1:C:544:VAL:HG22	2.14	0.48
1:J:522:PHE:O	1:J:526:ALA:HB2	2.13	0.48
1:B:538:GLU:O	1:B:539:ILE:C	2.52	0.48
1:A:74:GLU:O	1:A:88:GLN:NE2	2.47	0.48
2:N:396:VAL:O	2:N:400:GLY:O	2.32	0.48
2:L:130:PHE:CE2	2:L:178:SER:OG	2.66	0.48
2:F:8:TYR:HE2	2:F:24:ALA:CB	2.27	0.48
3:O:64:LEU:HD13	3:O:126:ALA:CB	2.43	0.48
4:P:46:ALA:CB	4:P:72:LEU:HB3	2.44	0.48
1:I:189:VAL:HG21	1:I:190:ARG:NH1	2.28	0.48
1:I:208:GLY:O	1:I:497:GLN:NE2	2.46	0.48
1:I:263:THR:HA	1:I:266:LEU:CG	2.44	0.48
1:I:409:LEU:CD2	1:I:422:ILE:HG22	2.43	0.48
1:I:41:ARG:HD3	2:L:14:ILE:H	1.79	0.48
1:I:451:ARG:CB	1:I:516:MET:HE1	2.43	0.48
1:I:1:MET:HE3	1:I:67:THR:HA	1.96	0.48
1:I:92:GLU:OE2	1:I:92:GLU:HA	2.13	0.48
1:I:95:ARG:HD3	1:I:95:ARG:C	2.34	0.48
1:J:501:HIS:CE1	1:J:503:VAL:HG13	2.49	0.48
1:K:103:THR:HG22	1:K:104:ARG:N	2.29	0.48
1:K:125:PRO:HA	1:K:157:VAL:HG12	1.95	0.48
1:K:119:TRP:CE3	1:K:136:GLY:HA3	2.47	0.48
1:K:175:LEU:HD11	1:K:181:LEU:HD11	1.94	0.48
1:K:168:VAL:HA	1:K:183:MET:HB2	1.95	0.48
1:K:26:ASP:HB3	1:K:69:LEU:N	2.29	0.48
1:K:418:HIS:HD1	1:K:496:GLN:CD	2.16	0.48
2:L:155:GLY:HA3	2:L:158:LEU:CD2	2.41	0.48
2:L:245:LEU:HB2	2:L:253:VAL:HG21	1.95	0.48
2:L:337:ILE:CD1	2:L:357:SER:HB3	2.43	0.48
2:M:218:VAL:HB	2:M:220:PHE:CE2	2.46	0.48
2:M:222:ASN:O	2:M:223:LYS:HB2	2.12	0.48
2:M:78:ASP:C	2:M:79:VAL:HG13	2.34	0.48
2:N:422:PHE:C	2:N:422:PHE:CD1	2.87	0.48
2:N:440:TRP:CE2	2:N:462:TYR:HB2	2.48	0.48
3:O:24:GLY:O	3:O:28:LEU:CG	2.60	0.48
1:A:234:LYS:C	1:A:237:THR:HG22	2.34	0.48
1:A:193:ARG:NH1	1:A:312:TYR:HD1	2.11	0.48
1:A:41:ARG:NH2	1:A:48:PHE:HE2	2.12	0.48
1:B:257:GLU:CD	1:B:326:SER:HB3	2.34	0.48
1:B:330:TRP:HE3	1:B:331:ALA:N	2.12	0.48
1:B:547:ARG:HG2	1:B:547:ARG:HH11	1.79	0.48

*Continued on next page...*

*Continued from previous page...*

Atom-1	Atom-2	Interatomic distance (Å)	Clash overlap (Å)
1:C:386:PRO:HA	1:C:387:PRO:HD2	1.73	0.48
2:D:312:PRO:C	2:D:313:ILE:CG1	2.83	0.48
1:C:230:PHE:HB2	2:E:330:GLY:HA3	1.91	0.48
5:C:600:ADP:O2'	2:E:363:ASN:ND2	2.47	0.48
2:E:454:ILE:HG22	2:E:455:SER:N	2.29	0.48
2:F:13:TYR:HB3	2:F:20:PHE:HB3	1.95	0.48
2:F:148:GLN:O	2:F:149:LYS:HG3	2.14	0.48
1:I:274:ASP:OD2	1:I:281:LEU:HA	2.13	0.48
2:E:380:ASP:O	2:E:383:TYR:HB2	2.14	0.48
2:E:412:LEU:C	2:E:414:PHE:N	2.67	0.48
3:G:64:LEU:HD22	3:G:126:ALA:HB1	1.93	0.48
1:A:58:LEU:HD13	1:A:59:LYS:O	2.13	0.48
2:L:84:VAL:HG22	2:L:85:SER:N	2.29	0.48
1:B:2:ILE:O	1:B:66:SER:O	2.32	0.48
2:D:456:LYS:HD3	2:D:456:LYS:N	2.29	0.48
3:O:140:VAL:HB	3:O:144:GLU:HB2	1.96	0.48
1:I:234:LYS:O	1:I:234:LYS:HG2	2.12	0.48
1:I:238:GLN:CB	1:I:323:MET:HE3	2.29	0.48
1:I:335:ARG:CG	1:I:351:PRO:HD3	2.44	0.48
1:J:130:ARG:O	1:J:132:GLY:N	2.46	0.48
1:J:206:LEU:HD13	1:J:208:GLY:HA2	1.95	0.48
1:J:263:THR:HA	1:J:266:LEU:CD1	2.41	0.48
1:J:335:ARG:O	1:J:339:SER:N	2.45	0.48
1:J:344:MET:O	1:J:344:MET:CG	2.61	0.48
1:K:314:ARG:HA	1:K:318:PHE:O	2.14	0.48
2:M:348:ILE:HG23	2:M:424:ASN:HB2	1.95	0.48
2:N:150:LEU:HG	2:N:335:GLY:CA	2.43	0.48
2:N:163:ILE:HD13	2:N:352:ILE:HG12	1.95	0.48
2:N:355:LEU:H	2:N:355:LEU:CD2	2.24	0.48
1:A:193:ARG:NH1	1:A:312:TYR:HA	2.27	0.48
1:A:486:VAL:O	1:A:489:ILE:CG2	2.62	0.48
5:A:600:ADP:H5'2	2:F:360:ARG:HE	1.79	0.48
1:B:340:ARG:O	1:B:341:LEU:HD23	2.14	0.48
1:B:369:ILE:HD11	1:B:373:GLY:HA2	1.96	0.48
2:D:17:PRO:HB2	2:D:58:GLN:HE21	1.77	0.48
2:D:260:MET:O	2:D:263:TYR:N	2.46	0.48
2:D:239:LEU:HD21	2:D:297:ARG:CG	2.44	0.48
2:E:167:ILE:CG2	2:E:167:ILE:O	2.62	0.48
2:F:240:THR:C	2:F:242:ALA:H	2.17	0.48
2:F:93:PHE:HB2	2:F:220:PHE:HA	1.96	0.48
1:C:354:LEU:CG	1:C:355:ALA:H	2.27	0.48

*Continued on next page...*

*Continued from previous page...*

Atom-1	Atom-2	Interatomic distance (Å)	Clash overlap (Å)
1:C:406:PHE:HE2	1:C:428:TYR:CE1	2.31	0.48
1:C:409:LEU:CA	1:C:421:ALA:O	2.61	0.48
1:C:448:PRO:HA	1:C:451:ARG:CD	2.43	0.48
2:N:391:ASP:O	2:N:394:LYS:HG2	2.14	0.48
3:O:94:GLU:O	3:O:100:LYS:CB	2.62	0.48
2:N:245:LEU:HA	2:N:249:HIS:HB2	1.95	0.48
1:K:20:LEU:HG	1:K:45:ASP:CB	2.44	0.48
1:I:98:THR:OG1	1:I:99:GLY:N	2.45	0.48
4:P:99:GLY:C	4:P:100:PHE:CD1	2.87	0.47
1:I:422:ILE:HD12	1:I:422:ILE:O	2.13	0.47
1:I:507:CYS:SG	1:I:511:LYS:CE	3.02	0.47
1:J:205:PHE:CE1	1:J:207:THR:CG2	2.87	0.47
1:J:370:THR:OG1	1:J:373:GLY:N	2.47	0.47
1:J:395:VAL:HG12	1:J:396:THR:HG23	1.95	0.47
1:J:36:VAL:HG12	1:J:52:TYR:CE1	2.49	0.47
1:J:79:MET:O	1:J:82:GLY:N	2.47	0.47
1:J:80:LEU:HD11	1:J:140:GLU:CG	2.44	0.47
1:K:167:THR:O	1:K:183:MET:SD	2.72	0.47
1:K:30:VAL:HG12	1:K:31:GLY:H	1.79	0.47
1:K:409:LEU:HA	1:K:422:ILE:HA	1.96	0.47
1:K:486:VAL:CG1	1:K:490:ILE:HD11	2.44	0.47
1:J:293:ASN:ND2	2:L:118:PRO:HG3	2.29	0.47
2:L:406:GLU:HG2	2:L:407:ASN:H	1.79	0.47
2:M:126:LYS:HZ1	2:M:364:ASN:HB3	1.79	0.47
2:M:161:ASN:O	2:M:165:ALA:HB2	2.14	0.47
2:M:192:ALA:O	2:M:257:LEU:HG	2.13	0.47
2:M:329:THR:HA	2:M:332:ILE:CG1	2.42	0.47
2:M:29:TYR:HD1	2:M:47:VAL:O	1.96	0.47
2:N:115:THR:HA	2:N:236:ARG:HB3	1.96	0.47
2:N:325:ILE:HG22	2:N:326:PRO:N	2.29	0.47
2:N:148:GLN:HG2	2:N:334:GLU:HB2	1.96	0.47
2:N:343:LEU:H	2:N:343:LEU:HG	1.34	0.47
2:N:22:GLU:CG	2:N:54:TYR:HB3	2.28	0.47
2:N:35:ILE:CD1	2:N:59:VAL:HG22	2.43	0.47
3:O:168:VAL:HG12	3:O:169:ILE:N	2.28	0.47
1:A:350:TYR:CB	1:A:351:PRO:HD2	2.40	0.47
1:A:368:VAL:O	1:A:376:GLY:O	2.32	0.47
1:B:205:PHE:N	1:B:219:ALA:O	2.47	0.47
1:B:288:ILE:O	1:B:289:ALA:C	2.51	0.47
1:B:308:THR:HG22	1:B:364:ARG:NH2	2.25	0.47
1:B:313:PHE:C	1:B:316:GLN:HG3	2.35	0.47

*Continued on next page...*



*Continued from previous page...*

Atom-1	Atom-2	Interatomic distance (Å)	Clash overlap (Å)
1:B:395:VAL:HG12	1:B:396:THR:CG2	2.44	0.47
1:B:424:TRP:HD1	1:B:458:LEU:HD13	1.78	0.47
1:B:72:ALA:CB	1:B:188:PRO:N	2.77	0.47
2:D:287:MET:O	2:D:291:LEU:CD1	2.57	0.47
2:D:142:ASN:ND2	2:D:358:LEU:CB	2.77	0.47
2:D:31:ALA:C	2:D:47:VAL:HG23	2.35	0.47
2:E:284:PRO:C	2:E:286:TYR:H	2.17	0.47
2:E:292:ALA:O	2:E:296:GLU:CB	2.61	0.47
2:E:293:THR:O	2:E:297:ARG:HD2	2.14	0.47
2:E:348:ILE:HG22	2:E:423:ILE:HG22	1.95	0.47
2:E:18:LEU:HG	2:E:57:ILE:O	2.14	0.47
2:F:141:MET:CE	2:F:141:MET:HA	2.44	0.47
2:F:151:PRO:CG	2:F:333:THR:HG21	2.43	0.47
2:F:142:ASN:CA	2:F:362:MET:HG3	2.44	0.47
2:F:350:PRO:O	2:F:423:ILE:HG22	2.14	0.47
2:F:437:GLN:O	2:F:440:TRP:N	2.47	0.47
2:F:63:THR:O	2:F:63:THR:HG23	2.14	0.47
1:A:270:PRO:HG3	1:A:282:MET:SD	2.54	0.47
1:C:137:THR:HG22	1:C:138:VAL:H	1.79	0.47
1:C:311:GLU:O	1:C:315:ASP:N	2.30	0.47
1:C:195:VAL:HG12	1:C:370:THR:HG22	1.96	0.47
1:C:512:ALA:O	1:C:513:TYR:C	2.52	0.47
2:N:459:ILE:CG2	2:N:460:GLY:N	2.76	0.47
3:G:110:ASP:C	3:G:112:ALA:H	2.17	0.47
3:G:133:TYR:O	3:G:137:LEU:HD13	2.14	0.47
3:G:50:ARG:HH12	3:G:137:LEU:HA	1.79	0.47
4:H:92:GLU:OE2	4:H:93:LEU:HD23	2.14	0.47
4:P:35:THR:HA	4:P:38:GLU:CG	2.43	0.47
1:I:185:HIS:N	1:I:185:HIS:HD1	2.11	0.47
2:L:208:PHE:CD2	2:L:214:LEU:HA	2.46	0.47
1:J:547:ARG:HH11	1:J:547:ARG:HG2	1.78	0.47
1:I:62:GLU:O	1:I:64:VAL:HG23	2.13	0.47
2:E:400:GLY:C	2:E:402:ASP:N	2.68	0.47
1:K:73:VAL:HG23	1:K:88:GLN:HB2	1.96	0.47
2:M:75:LEU:HD12	2:M:76:VAL:N	2.29	0.47
2:D:9:THR:HG23	2:D:10:GLY:N	2.28	0.47
1:K:20:LEU:HD23	1:K:44:GLY:O	2.13	0.47
1:A:98:THR:HG21	1:A:103:THR:HB	1.95	0.47
2:L:89:LEU:O	2:L:216:ARG:N	2.47	0.47
2:N:8:TYR:CE2	2:N:24:ALA:HB2	2.49	0.47
3:O:140:VAL:HG11	4:P:72:LEU:CD2	2.44	0.47

*Continued on next page...*

*Continued from previous page...*

Atom-1	Atom-2	Interatomic distance (Å)	Clash overlap (Å)
3:O:154:ILE:N	3:O:154:ILE:CD1	2.77	0.47
4:P:3:VAL:HB	4:P:45:VAL:HG13	1.95	0.47
1:I:309:ILE:O	1:I:313:PHE:HD2	1.97	0.47
1:J:305:VAL:O	1:J:306:GLY:C	2.52	0.47
1:J:30:VAL:O	1:J:35:LEU:N	2.36	0.47
1:J:36:VAL:HG12	1:J:52:TYR:CD1	2.49	0.47
1:J:436:ASP:HB2	1:J:437:PRO:HD3	1.97	0.47
1:J:494:PHE:CD1	1:J:515:ILE:HG22	2.45	0.47
1:J:55:THR:HG22	1:J:58:LEU:HD11	1.96	0.47
1:K:168:VAL:CG2	1:K:169:GLU:N	2.77	0.47
1:K:202:ASN:HD22	1:K:203:THR:H	1.60	0.47
1:K:300:GLU:HA	1:K:330:TRP:HD1	1.69	0.47
1:K:489:ILE:O	1:K:491:ARG:N	2.47	0.47
1:K:49:VAL:HG12	1:K:50:GLN:N	2.28	0.47
2:L:377:GLN:HB2	2:L:454:ILE:HG23	1.96	0.47
2:M:125:ARG:HB2	2:M:301:VAL:C	2.34	0.47
2:M:125:ARG:H	2:M:301:VAL:C	2.17	0.47
2:M:29:TYR:CD1	2:M:30:GLY:N	2.82	0.47
1:I:263:THR:CG2	2:N:124:ARG:CB	2.91	0.47
2:N:240:THR:C	2:N:242:ALA:H	2.18	0.47
2:N:147:GLY:HA2	2:N:299:GLY:CA	2.44	0.47
2:N:163:ILE:HD13	2:N:352:ILE:CG1	2.44	0.47
3:O:164:LEU:HG	3:O:168:VAL:HG11	1.94	0.47
1:A:9:ILE:HA	1:A:14:VAL:CG1	2.43	0.47
1:A:205:PHE:HD2	1:A:206:LEU:H	1.61	0.47
1:A:318:PHE:CD2	1:A:318:PHE:N	2.82	0.47
1:A:341:LEU:HB3	1:A:343:GLU:CD	2.35	0.47
1:A:439:TYR:CD1	1:A:447:TYR:CE2	2.98	0.47
1:A:515:ILE:HA	1:A:518:MET:CG	2.38	0.47
1:B:212:LEU:HD13	1:B:212:LEU:HA	1.70	0.47
1:B:244:TRP:CA	1:B:244:TRP:CE3	2.97	0.47
1:B:352:PRO:HB2	2:E:269:GLU:CD	2.34	0.47
1:B:35:LEU:N	1:B:35:LEU:HD22	2.28	0.47
2:D:20:PHE:HD2	2:D:54:TYR:CD2	2.29	0.47
2:D:287:MET:HB3	2:D:291:LEU:HD13	1.96	0.47
2:E:13:TYR:CB	2:E:20:PHE:HB2	2.44	0.47
1:C:260:ASN:ND2	2:E:149:LYS:HD3	2.28	0.47
2:E:246:ALA:CB	2:E:308:VAL:CG2	2.92	0.47
2:E:310:GLN:C	2:E:311:ILE:HD13	2.35	0.47
5:C:600:ADP:O3'	2:E:360:ARG:HG3	2.14	0.47
2:E:18:LEU:CG	2:E:57:ILE:C	2.82	0.47

*Continued on next page...*

*Continued from previous page...*

Atom-1	Atom-2	Interatomic distance (Å)	Clash overlap (Å)
3:G:164:LEU:HA	3:G:168:VAL:HG23	1.96	0.47
2:D:92:ARG:HH22	2:D:214:LEU:CD2	2.26	0.47
1:B:106:VAL:HG12	1:B:107:VAL:N	2.29	0.47
1:I:6:ILE:HB	1:I:61:GLY:N	2.29	0.47
2:F:412:LEU:O	2:F:412:LEU:HD12	2.14	0.47
2:F:409:ARG:NH1	2:F:412:LEU:HD23	2.25	0.47
2:L:36:LYS:CG	2:L:72:SER:OG	2.62	0.47
1:C:20:LEU:HG	1:C:45:ASP:CB	2.44	0.47
3:O:50:ARG:CD	3:O:50:ARG:N	2.77	0.47
4:P:7:PRO:CG	4:P:8:GLU:H	2.26	0.47
1:I:258:ARG:HB3	2:N:296:GLU:OE1	2.14	0.47
1:J:201:PRO:O	1:J:435:LEU:HD21	2.14	0.47
1:J:88:GLN:O	1:J:88:GLN:CG	2.62	0.47
1:K:182:LYS:HB2	1:K:184:TYR:CD1	2.49	0.47
1:K:401:ARG:HD3	2:N:261:THR:CB	2.38	0.47
1:K:465:GLN:HA	1:K:465:GLN:OE1	2.15	0.47
1:K:497:GLN:HG3	1:K:504:ASP:CG	2.34	0.47
1:K:515:ILE:HG21	1:K:551:ALA:CB	2.43	0.47
2:L:399:ILE:HB	2:L:403:ALA:HB3	1.96	0.47
2:L:63:THR:HG23	2:L:64:THR:N	2.28	0.47
2:L:7:GLU:HG2	2:L:73:VAL:O	2.14	0.47
2:M:193:ALA:HB3	2:M:222:ASN:N	2.28	0.47
2:M:271:GLY:O	2:M:272:ALA:C	2.51	0.47
2:M:294:ILE:N	2:M:294:ILE:CD1	2.77	0.47
2:N:232:ILE:HG23	2:N:263:TYR:CZ	2.49	0.47
2:N:54:TYR:C	2:N:54:TYR:HD2	2.18	0.47
1:A:204:PRO:HG3	1:A:435:LEU:HD22	1.95	0.47
1:A:260:ASN:ND2	2:F:149:LYS:HE3	2.29	0.47
1:A:258:ARG:N	1:A:292:SER:OG	2.47	0.47
1:A:394:PRO:O	1:A:398:SER:OG	2.26	0.47
1:A:419:PHE:CD2	5:A:600:ADP:H2	2.31	0.47
1:A:476:LEU:HD13	1:A:481:ARG:CD	2.44	0.47
1:B:14:VAL:CG1	1:B:15:ILE:N	2.75	0.47
1:B:26:ASP:HA	1:B:70:PRO:HA	1.95	0.47
1:B:365:ALA:HA	1:B:378:VAL:CG2	2.44	0.47
1:B:221:GLY:HA3	1:B:378:VAL:H	1.79	0.47
1:B:428:TYR:CD2	1:B:428:TYR:C	2.87	0.47
1:B:448:PRO:HA	1:B:451:ARG:HG3	1.96	0.47
1:C:30:VAL:HA	1:C:64:VAL:HA	1.96	0.47
1:C:350:TYR:CB	1:C:351:PRO:HD2	2.44	0.47
2:D:320:ASP:OD1	2:D:323:HIS:N	2.48	0.47

*Continued on next page...*

*Continued from previous page...*

Atom-1	Atom-2	Interatomic distance (Å)	Clash overlap (Å)
2:D:33:VAL:HG12	2:D:76:VAL:N	2.22	0.47
2:D:392:ILE:CD1	2:D:395:LEU:HD21	2.37	0.47
2:E:120:ASN:OD1	2:E:122:VAL:HB	2.15	0.47
2:E:139:ASP:CA	2:E:143:THR:OG1	2.39	0.47
2:E:325:ILE:CB	2:E:326:PRO:CD	2.89	0.47
2:E:438:ILE:HG23	2:E:441:ALA:HB3	1.95	0.47
1:C:8:LYS:CA	2:E:51:SER:HA	2.42	0.47
2:F:148:GLN:NE2	2:F:361:LEU:CB	2.72	0.47
2:F:243:GLU:CD	2:F:297:ARG:NH2	2.68	0.47
2:F:361:LEU:HD22	2:F:364:ASN:HD21	1.79	0.47
2:F:389:GLY:C	2:F:391:ASP:H	2.17	0.47
1:I:143:PHE:HE1	1:I:284:ARG:HE	1.62	0.47
4:H:59:VAL:O	4:H:63:MET:HG2	2.14	0.47
1:A:269:PHE:CD1	1:A:272:LEU:CD1	2.97	0.47
1:C:438:TRP:CH2	1:C:509:MET:HG3	2.50	0.47
3:G:113:LEU:HD23	3:G:128:ARG:HH21	1.79	0.47
4:H:74:ILE:HG22	4:H:75:ALA:H	1.77	0.47
1:I:149:VAL:HG22	1:I:181:LEU:HD11	1.95	0.47
1:I:174:VAL:HG12	1:I:175:LEU:N	2.29	0.47
1:K:530:ILE:HD12	1:K:536:ILE:HG13	1.96	0.47
1:C:542:LEU:C	1:C:544:VAL:N	2.68	0.47
2:N:389:GLY:C	2:N:391:ASP:N	2.67	0.47
2:N:417:ALA:O	2:N:418:PHE:C	2.53	0.47
1:A:30:VAL:HA	1:A:63:PRO:C	2.35	0.47
1:B:74:GLU:N	1:B:88:GLN:HE22	2.12	0.47
2:D:36:LYS:CG	2:D:72:SER:OG	2.60	0.47
1:J:438:TRP:CE3	1:J:438:TRP:O	2.67	0.47
1:A:174:VAL:HG12	1:A:175:LEU:N	2.29	0.47
2:N:254:LEU:CD1	2:N:254:LEU:N	2.77	0.47
2:D:211:THR:O	2:D:212:GLY:C	2.50	0.47
1:I:216:PHE:HE1	1:I:428:TYR:HA	1.80	0.47
1:I:226:ILE:HD11	1:I:409:LEU:CD2	2.45	0.47
1:I:235:THR:CG2	1:I:236:VAL:N	2.78	0.47
1:I:233:GLY:O	1:I:237:THR:HB	2.13	0.47
1:J:331:ALA:O	1:J:332:GLU:C	2.52	0.47
1:J:393:GLU:O	1:J:394:PRO:C	2.53	0.47
1:K:330:TRP:O	1:K:331:ALA:C	2.52	0.47
1:K:487:GLY:O	1:K:491:ARG:HG3	2.14	0.47
1:K:485:GLU:C	1:K:488:ARG:HG2	2.33	0.47
2:L:349:TYR:O	2:L:424:ASN:OD1	2.32	0.47
2:L:381:GLN:HB2	2:L:454:ILE:CG1	2.42	0.47

*Continued on next page...*

*Continued from previous page...*

Atom-1	Atom-2	Interatomic distance (Å)	Clash overlap (Å)
2:M:154:SER:OG	2:M:160:ALA:HB2	2.15	0.47
2:M:189:VAL:O	2:M:217:SER:HB3	2.15	0.47
2:M:226:ASP:HB3	2:M:227:PRO:HD2	1.97	0.47
2:M:414:PHE:HE2	2:M:443:LEU:HD23	1.78	0.47
2:N:114:ILE:HB	2:N:237:MET:HA	1.96	0.47
3:O:185:GLN:C	3:O:187:GLU:N	2.66	0.47
1:A:418:HIS:HD1	1:A:496:GLN:CG	2.23	0.47
1:B:234:LYS:HZ3	1:B:409:LEU:HD11	1.78	0.47
1:B:274:ASP:OD2	1:B:281:LEU:HD13	2.14	0.47
1:B:28:CYS:SG	1:B:38:GLU:CA	3.02	0.47
1:C:143:PHE:HZ	1:C:284:ARG:HD2	1.78	0.47
1:C:24:MET:HE3	2:F:14:ILE:O	2.14	0.47
1:C:300:GLU:CA	1:C:330:TRP:HE1	2.27	0.47
1:C:226:ILE:HD12	1:C:383:ALA:CB	2.44	0.47
1:C:40:ILE:HG13	1:C:48:PHE:O	2.14	0.47
1:B:258:ARG:NE	2:D:331:TYR:O	2.47	0.47
2:D:414:PHE:CE1	2:D:442:LEU:HD13	2.50	0.47
2:D:63:THR:HG23	2:D:64:THR:N	2.28	0.47
2:E:229:ILE:HD12	2:E:229:ILE:O	2.14	0.47
1:C:259:GLY:HA3	2:E:296:GLU:OE1	2.13	0.47
1:C:58:LEU:O	2:E:29:TYR:HB3	2.14	0.47
2:E:36:LYS:C	2:E:38:GLY:H	2.17	0.47
2:E:377:GLN:O	2:E:454:ILE:HG12	2.14	0.47
2:F:416:ASP:O	2:F:420:ARG:HB3	2.13	0.47
2:F:31:ALA:HB3	2:F:47:VAL:CB	2.44	0.47
2:F:60:PHE:HB3	2:F:229:ILE:HG21	1.97	0.47
1:C:223:THR:HG22	1:C:380:ILE:O	2.14	0.47
1:C:406:PHE:HE2	1:C:428:TYR:CD1	2.31	0.47
1:C:511:LYS:CE	1:C:551:ALA:O	2.61	0.47
1:I:123:VAL:O	1:I:125:PRO:HD3	2.14	0.47
2:L:88:MET:CA	2:L:91:ARG:CG	2.92	0.47
1:J:508:SER:OG	1:J:556:GLU:OE2	2.32	0.47
1:J:530:ILE:C	1:J:530:ILE:HD12	2.35	0.47
2:L:244:TYR:O	2:L:248:GLU:HB2	2.14	0.47
2:N:190:VAL:O	2:N:255:VAL:HG13	2.13	0.47
1:A:247:ALA:O	1:A:248:ASP:C	2.53	0.47
3:O:108:PHE:O	3:O:108:PHE:HD2	1.98	0.47
1:I:13:ALA:HB2	1:I:340:ARG:HH21	1.79	0.47
1:I:206:LEU:HD22	1:I:213:ASP:HB3	1.96	0.47
1:I:368:VAL:O	1:I:368:VAL:HG23	2.15	0.47
1:I:414:ALA:O	1:I:419:PHE:CE2	2.68	0.47

*Continued on next page...*

*Continued from previous page...*

Atom-1	Atom-2	Interatomic distance (Å)	Clash overlap (Å)
1:J:304:TYR:O	1:J:307:VAL:CG1	2.63	0.47
1:J:222:GLY:CA	1:J:431:PHE:HZ	2.27	0.47
1:K:220:MET:HA	1:K:379:THR:CG2	2.22	0.47
1:K:23:ARG:HD3	2:N:67:ASP:CG	2.35	0.47
1:K:258:ARG:CZ	2:M:288:TYR:CE1	2.97	0.47
1:K:216:PHE:CD2	1:K:407:TRP:HD1	2.32	0.47
1:K:408:ARG:NH1	1:K:408:ARG:HG2	2.29	0.47
1:K:24:MET:HE2	1:K:42:LEU:HD12	1.97	0.47
1:K:422:ILE:HG23	1:K:495:LEU:HD21	1.96	0.47
1:K:520:LEU:O	1:K:523:TYR:HB3	2.15	0.47
2:L:132:GLN:HE21	2:L:134:GLY:N	2.13	0.47
2:L:340:SER:H	2:L:343:LEU:CD1	2.18	0.47
2:L:382:LEU:O	2:L:386:TYR:HB3	2.14	0.47
2:M:13:TYR:CB	2:M:20:PHE:HB2	2.44	0.47
2:M:167:ILE:CG2	2:M:167:ILE:O	2.62	0.47
2:M:169:ARG:HD2	2:M:211:THR:HG1	1.72	0.47
2:M:125:ARG:H	2:M:301:VAL:CA	2.28	0.47
2:M:254:LEU:HD11	2:M:309:THR:HB	1.97	0.47
2:M:343:LEU:O	2:M:348:ILE:HG12	2.14	0.47
1:J:21:GLY:O	2:M:67:ASP:CG	2.52	0.47
2:N:114:ILE:O	2:N:236:ARG:O	2.33	0.47
1:A:217:PRO:HD2	1:A:432:THR:HB	1.96	0.47
1:A:471:VAL:O	2:F:399:ILE:CG2	2.63	0.47
1:A:517:LYS:O	1:A:520:LEU:HB3	2.14	0.47
1:B:237:THR:OG1	1:B:238:GLN:NE2	2.47	0.47
1:B:291:THR:HB	1:B:294:MET:CE	2.44	0.47
1:B:301:ALA:O	1:B:302:SER:C	2.51	0.47
1:B:305:VAL:O	1:B:308:THR:OG1	2.32	0.47
1:B:325:ASP:HA	1:B:383:ALA:HB1	1.96	0.47
1:C:16:ALA:CB	1:C:64:VAL:HG21	2.44	0.47
1:C:267:VAL:HG21	2:E:124:ARG:HG3	1.96	0.47
1:C:41:ARG:HA	2:F:15:SER:OG	2.13	0.47
1:C:79:MET:HB3	1:C:286:VAL:HG21	1.96	0.47
2:D:185:GLU:HA	2:D:252:HIS:HD2	1.79	0.47
2:D:335:GLY:HA2	2:D:360:ARG:HG3	1.95	0.47
2:D:350:PRO:CD	2:D:425:GLN:H	2.28	0.47
2:E:117:LEU:HB3	2:E:118:PRO:HD2	1.96	0.47
2:E:243:GLU:HG2	2:E:247:PHE:CE1	2.49	0.47
2:E:272:ALA:C	2:E:274:ARG:N	2.67	0.47
2:E:325:ILE:O	2:E:329:THR:OG1	2.32	0.47
2:E:166:GLN:HE22	2:E:350:PRO:CG	2.28	0.47

*Continued on next page...*

*Continued from previous page...*

Atom-1	Atom-2	Interatomic distance (Å)	Clash overlap (Å)
2:E:48:ILE:N	2:E:48:ILE:CD1	2.76	0.47
2:F:194:MET:HG2	2:F:230:GLU:O	2.14	0.47
1:C:175:LEU:HD11	1:C:181:LEU:HD11	1.96	0.47
1:C:195:VAL:O	1:C:195:VAL:HG23	2.14	0.47
3:G:167:VAL:O	3:G:171:GLY:CA	2.62	0.47
1:I:136:GLY:O	1:I:146:LYS:HG2	2.14	0.47
1:C:522:PHE:CZ	1:C:545:LEU:HD21	2.49	0.47
1:C:542:LEU:C	1:C:544:VAL:H	2.18	0.47
1:A:199:LEU:CD2	1:A:367:LYS:HE3	2.45	0.47
2:F:197:THR:OG1	2:F:200:GLU:HG3	2.13	0.47
2:E:405:THR:HG22	2:E:406:GLU:N	2.21	0.47
1:I:74:GLU:O	1:I:88:GLN:NE2	2.47	0.47
1:C:412:SER:O	1:C:415:PHE:CD2	2.68	0.47
2:E:373:GLU:CD	2:E:373:GLU:N	2.62	0.47
3:G:29:LYS:HZ3	3:G:161:VAL:HG11	1.78	0.47
2:D:130:PHE:HE2	2:D:178:SER:HG	1.59	0.47
1:K:192:ALA:HA	1:K:364:ARG:NH2	2.28	0.47
1:K:430:LEU:HA	1:K:430:LEU:HD23	1.67	0.47
2:F:446:LEU:HD23	2:F:446:LEU:HA	1.64	0.47
3:O:105:LYS:HB3	3:O:138:ILE:HG13	1.96	0.47
3:O:133:TYR:CA	3:O:137:LEU:HD13	2.44	0.47
3:O:68:GLN:OE1	3:O:123:THR:N	2.48	0.47
1:I:515:ILE:HG12	1:I:518:MET:SD	2.55	0.47
1:I:9:ILE:HG13	1:I:60:VAL:HG22	1.95	0.47
1:J:174:VAL:N	1:J:181:LEU:HD21	2.30	0.47
1:J:406:PHE:CD1	1:J:407:TRP:N	2.82	0.47
1:K:134:VAL:HB	1:K:146:LYS:HE2	1.96	0.47
1:K:275:PRO:HB2	1:K:276:LYS:HZ1	1.79	0.47
1:K:349:GLY:O	1:K:350:TYR:HD1	1.98	0.47
1:K:384:VAL:CG1	1:K:395:VAL:HG12	2.45	0.47
1:K:454:ILE:CG2	1:K:457:LEU:HD12	2.45	0.47
2:L:257:LEU:HD12	2:L:312:PRO:CB	2.44	0.47
2:M:209:GLU:HG2	2:M:214:LEU:HD22	1.97	0.47
2:M:264:CYS:CA	2:M:267:LEU:HG	2.44	0.47
1:J:352:PRO:HG2	2:M:269:GLU:OE1	2.14	0.47
2:M:46:GLN:HG2	2:M:47:VAL:N	2.29	0.47
2:N:123:ALA:HB1	2:N:301:VAL:HG13	1.95	0.47
3:O:197:ILE:HD13	3:O:201:ILE:HD13	1.97	0.47
1:A:192:ALA:HA	1:A:364:ARG:HH21	1.78	0.47
1:A:408:ARG:O	1:A:422:ILE:CA	2.62	0.47
1:A:410:ASP:HB3	1:A:413:LEU:CD1	2.41	0.47

*Continued on next page...*

*Continued from previous page...*

Atom-1	Atom-2	Interatomic distance (Å)	Clash overlap (Å)
1:A:519:ILE:HG13	1:A:520:LEU:H	1.79	0.47
1:B:149:VAL:HG23	1:B:153:VAL:HG21	1.95	0.47
1:B:249:VAL:HB	1:B:320:VAL:CA	2.36	0.47
1:B:192:ALA:CB	1:B:364:ARG:HG2	2.45	0.47
1:B:40:ILE:HG22	1:B:41:ARG:H	1.79	0.47
1:C:140:GLU:HG2	1:C:141:PHE:HD1	1.79	0.47
2:D:155:GLY:CA	2:D:158:LEU:HD13	2.41	0.47
2:D:158:LEU:CB	2:D:159:PRO:HD2	2.44	0.47
2:D:267:LEU:HD21	2:D:284:PRO:CG	2.44	0.47
2:D:311:ILE:HG21	2:D:313:ILE:HD11	1.97	0.47
2:D:48:ILE:HG22	2:D:49:GLU:H	1.79	0.47
2:D:45:GLY:CA	2:D:57:ILE:HG22	2.43	0.47
2:E:127:PRO:HG3	2:E:300:VAL:CG2	2.43	0.47
2:E:190:VAL:CG1	2:E:191:PHE:H	2.19	0.47
1:A:293:ASN:ND2	2:F:118:PRO:HB3	2.30	0.47
1:C:354:LEU:C	1:C:356:ALA:N	2.68	0.47
1:C:74:GLU:OE1	1:C:111:LEU:HB3	2.15	0.47
3:G:67:ALA:HA	3:G:70:PHE:CE1	2.50	0.47
4:H:6:ASP:C	4:H:6:ASP:OD1	2.53	0.47
4:P:66:ARG:HB3	4:P:68:LEU:CD1	2.45	0.47
1:B:413:LEU:HG	1:B:421:ALA:HB1	1.95	0.47
1:K:536:ILE:O	1:K:539:ILE:N	2.48	0.47
1:K:542:LEU:C	1:K:544:VAL:H	2.17	0.47
2:N:416:ASP:O	2:N:420:ARG:HB3	2.14	0.47
1:J:559:PHE:HB3	1:J:560:PRO:HD3	1.96	0.47
1:A:263:THR:HG21	2:F:124:ARG:HB3	1.97	0.47
1:J:493:ASP:CB	1:J:549:GLY:HA2	2.44	0.47
1:K:200:ASP:CB	1:K:201:PRO:CD	2.91	0.47
3:O:91:ALA:CA	3:O:104:LEU:HB3	2.09	0.47
3:O:106:ALA:CB	3:O:138:ILE:HD11	2.43	0.47
1:J:211:ILE:HG23	1:J:215:LEU:HD21	1.97	0.47
1:J:313:PHE:O	1:J:314:ARG:C	2.51	0.47
1:J:461:GLU:HG2	1:J:484:ILE:HD13	1.96	0.47
1:J:495:LEU:C	1:J:495:LEU:CD2	2.83	0.47
1:K:15:ILE:CG2	1:K:48:PHE:CD2	2.97	0.47
1:K:422:ILE:HD12	1:K:423:ASN:N	2.22	0.47
2:L:267:LEU:HD21	2:L:284:PRO:CG	2.44	0.47
2:L:44:GLY:HA3	2:L:60:PHE:CD1	2.49	0.47
2:M:18:LEU:HD21	2:M:48:ILE:CG1	2.43	0.47
2:N:146:ARG:NH1	2:N:252:HIS:CB	2.78	0.47
2:N:278:PRO:O	2:N:283:TYR:O	2.33	0.47

*Continued on next page...*



*Continued from previous page...*

Atom-1	Atom-2	Interatomic distance (Å)	Clash overlap (Å)
1:I:251:VAL:HG12	1:I:288:ILE:HD11	1.96	0.47
1:I:221:GLY:N	1:I:379:THR:HG23	2.30	0.47
1:I:384:VAL:CG1	1:I:393:GLU:OE2	2.63	0.47
1:I:485:GLU:O	1:I:486:VAL:C	2.51	0.47
1:J:195:VAL:HG23	1:J:196:GLN:H	1.80	0.47
1:J:252:TYR:CE2	1:J:254:GLY:N	2.82	0.47
1:J:309:ILE:HD12	1:J:309:ILE:HA	1.78	0.47
1:J:312:TYR:HD2	1:J:313:PHE:CD1	2.33	0.47
5:K:600:ADP:O2A	5:K:600:ADP:O1B	2.32	0.47
2:L:414:PHE:CE1	2:L:442:LEU:HB3	2.50	0.47
1:J:42:LEU:HB2	2:M:14:ILE:CG1	2.45	0.47
1:J:42:LEU:CB	2:M:14:ILE:HD12	2.43	0.47
2:M:284:PRO:HB3	2:M:286:TYR:CD1	2.49	0.47
2:M:158:LEU:HG	2:M:341:ARG:HG2	1.96	0.47
2:M:399:ILE:HG13	2:M:399:ILE:O	2.14	0.47
1:A:132:GLY:O	1:A:148:LEU:HD22	2.14	0.47
1:A:187:TRP:CD2	1:A:188:PRO:HD2	2.50	0.47
1:A:208:GLY:O	1:A:497:GLN:NE2	2.47	0.47
1:B:272:LEU:HD13	1:B:282:MET:H	1.69	0.47
1:B:252:TYR:O	1:B:288:ILE:HD13	2.14	0.47
1:B:25:TYR:H	1:B:39:ILE:HG22	1.80	0.47
1:B:67:THR:OG1	1:B:69:LEU:HB3	2.15	0.47
1:B:79:MET:O	1:B:82:GLY:N	2.46	0.47
1:C:102:ILE:HD12	2:E:118:PRO:CG	2.39	0.47
2:D:158:LEU:O	2:D:160:ALA:N	2.47	0.47
2:D:283:TYR:HB3	2:D:287:MET:HE3	1.97	0.47
2:D:320:ASP:OD2	2:D:322:THR:HG23	2.14	0.47
2:D:432:ILE:O	2:D:432:ILE:HD13	2.15	0.47
2:D:454:ILE:HG22	2:D:455:SER:H	1.79	0.47
2:E:281:ARG:C	2:E:283:TYR:H	2.17	0.47
2:E:125:ARG:CB	2:E:301:VAL:O	2.62	0.47
2:E:126:LYS:CE	2:E:364:ASN:HB3	2.45	0.47
2:F:205:ILE:O	2:F:208:PHE:HB2	2.14	0.47
2:F:232:ILE:HD11	2:F:266:ALA:HB3	1.95	0.47
2:F:459:ILE:CG2	2:F:460:GLY:N	2.77	0.47
1:A:258:ARG:HD2	1:A:258:ARG:N	2.29	0.47
1:A:395:VAL:CA	1:A:398:SER:OG	2.60	0.47
1:A:41:ARG:HD2	1:A:42:LEU:H	1.79	0.47
1:B:225:ALA:O	1:B:406:PHE:HD1	1.98	0.47
1:B:27:ILE:HG21	1:B:29:LYS:NZ	2.30	0.47
1:B:330:TRP:C	1:B:330:TRP:CD2	2.87	0.47

*Continued on next page...*

*Continued from previous page...*

Atom-1	Atom-2	Interatomic distance (Å)	Clash overlap (Å)
1:B:198:LYS:O	1:B:367:LYS:O	2.32	0.47
1:B:439:TYR:CG	1:B:447:TYR:CE2	3.03	0.47
1:B:520:LEU:O	1:B:523:TYR:N	2.45	0.47
1:C:261:GLU:HG3	2:E:360:ARG:NH2	2.29	0.47
1:C:6:ILE:HD12	1:C:62:GLU:H	1.80	0.47
2:D:229:ILE:HG23	2:D:230:GLU:H	1.80	0.47
2:D:414:PHE:CZ	2:D:442:LEU:O	2.68	0.47
2:D:53:GLU:HB3	2:D:54:TYR:CD1	2.49	0.47
2:E:220:PHE:HZ	2:E:241:VAL:HG21	1.80	0.47
2:E:243:GLU:HA	2:E:247:PHE:CE1	2.49	0.47
2:E:342:GLU:HB2	2:E:345:ARG:CZ	2.44	0.47
2:F:208:PHE:HB3	2:F:214:LEU:CB	2.42	0.47
2:F:33:VAL:CG1	2:F:75:LEU:HD12	2.45	0.47
2:F:334:GLU:C	2:F:360:ARG:HB2	2.35	0.47
2:F:422:PHE:C	2:F:422:PHE:HD1	2.18	0.47
3:G:10:ASN:O	3:G:11:LEU:C	2.53	0.47
1:I:269:PHE:N	1:I:270:PRO:CD	2.77	0.47
4:H:35:THR:HA	4:H:38:GLU:CG	2.45	0.47
1:C:130:ARG:HA	1:C:130:ARG:NH1	2.21	0.47
1:C:400:LEU:HD13	1:C:406:PHE:HB3	1.95	0.47
1:C:497:GLN:HG3	1:C:504:ASP:CG	2.34	0.47
1:C:251:VAL:CG1	1:C:288:ILE:HD12	2.45	0.47
1:C:450:LEU:O	1:C:454:ILE:CG1	2.62	0.47
1:C:417:ARG:HH22	2:E:453:ARG:CD	2.28	0.47
3:G:86:LEU:CG	4:H:1:MET:N	2.75	0.47
1:B:468:VAL:O	1:B:468:VAL:HG12	2.15	0.47
3:G:129:ALA:O	3:G:133:TYR:CE2	2.67	0.47
3:G:143:THR:HG23	3:G:146:ARG:HH11	1.80	0.47
3:G:154:ILE:N	3:G:154:ILE:CD1	2.78	0.47
3:G:32:ARG:HD3	3:G:32:ARG:H	1.80	0.47
1:I:119:TRP:CG	1:I:172:VAL:HB	2.50	0.47
2:L:88:MET:CB	2:L:91:ARG:HG3	2.45	0.47
2:L:88:MET:SD	2:L:88:MET:N	2.87	0.47
2:L:219:LEU:HD22	2:L:220:PHE:H	1.80	0.47
2:L:433:GLU:O	2:L:437:GLN:HG3	2.14	0.47
1:K:530:ILE:HB	1:K:536:ILE:HG13	1.95	0.47
1:C:530:ILE:HB	1:C:536:ILE:HG13	1.97	0.47
1:C:522:PHE:HE2	1:C:542:LEU:CD1	2.27	0.47
2:D:301:VAL:HG12	2:D:302:GLU:N	2.28	0.47
1:A:220:MET:O	1:A:377:ALA:HB3	2.15	0.47
2:L:129:GLN:HB2	2:L:146:ARG:HB2	1.97	0.47

*Continued on next page...*

*Continued from previous page...*

Atom-1	Atom-2	Interatomic distance (Å)	Clash overlap (Å)
1:J:493:ASP:CG	1:J:549:GLY:HA2	2.35	0.47
1:I:31:GLY:HA2	1:I:58:LEU:CD2	2.44	0.47
4:H:7:PRO:HD2	4:H:24:SER:HB2	1.96	0.47
1:A:542:LEU:HB2	1:A:545:LEU:CD1	2.44	0.47
2:L:236:ARG:HB2	2:L:237:MET:HE1	1.96	0.47
2:E:365:GLY:C	2:E:370:LYS:HG2	2.35	0.47
1:A:50:GLN:HA	1:A:50:GLN:HE21	1.78	0.47
3:G:98:GLY:O	3:G:99:SER:CB	2.63	0.47
2:F:78:ASP:N	2:F:78:ASP:OD2	2.44	0.47
2:E:84:VAL:HG23	2:E:88:MET:SD	2.54	0.47
1:J:166:TYR:HB3	1:J:170:GLU:CB	2.44	0.47
1:B:403:VAL:HB	1:B:404:GLY:H	1.32	0.47
1:B:100:ILE:HG22	2:D:119:LEU:CD2	2.44	0.47
1:K:534:VAL:HG12	1:K:535:SER:O	2.15	0.47
4:P:99:GLY:O	4:P:100:PHE:CD1	2.68	0.47
1:I:2:ILE:HG13	1:I:20:LEU:HG	1.97	0.47
1:J:138:VAL:HG21	1:J:183:MET:SD	2.54	0.47
1:J:174:VAL:HG13	1:J:175:LEU:H	1.79	0.47
1:J:396:THR:OG1	1:J:397:GLN:N	2.47	0.47
1:J:42:LEU:HG	1:J:47:ALA:CB	2.44	0.47
1:K:154:ARG:HB2	1:K:154:ARG:NH1	2.30	0.47
1:K:195:VAL:HG12	1:K:314:ARG:NH2	2.30	0.47
1:K:199:LEU:HD11	1:K:369:ILE:CA	2.44	0.47
1:K:234:LYS:HD2	1:K:235:THR:CA	2.44	0.47
1:K:288:ILE:CD1	1:K:306:GLY:HA2	2.45	0.47
1:K:409:LEU:HA	1:K:421:ALA:O	2.15	0.47
1:K:417:ARG:N	1:K:417:ARG:CD	2.75	0.47
1:K:417:ARG:HA	1:K:419:PHE:CE1	2.50	0.47
1:K:515:ILE:HD11	1:K:559:PHE:CE1	2.49	0.47
2:L:298:ALA:CB	2:L:310:GLN:OE1	2.62	0.47
2:M:130:PHE:CE1	2:M:143:THR:HG21	2.49	0.47
2:M:144:LEU:CD1	2:M:148:GLN:OE1	2.62	0.47
2:M:22:GLU:C	2:M:24:ALA:N	2.68	0.47
2:N:268:ARG:NH2	2:N:269:GLU:HG2	2.30	0.47
3:O:164:LEU:C	3:O:168:VAL:HB	2.34	0.47
1:A:354:LEU:HD13	2:D:268:ARG:CD	2.45	0.47
1:A:386:PRO:HA	1:A:393:GLU:OE1	2.13	0.47
1:A:41:ARG:HH21	1:A:48:PHE:HE2	1.63	0.47
1:B:258:ARG:HE	1:B:329:ARG:HH22	1.61	0.47
1:B:288:ILE:HG12	1:B:305:VAL:CG1	2.45	0.47
1:B:293:ASN:CG	2:D:296:GLU:CG	2.74	0.47

*Continued on next page...*

*Continued from previous page...*

Atom-1	Atom-2	Interatomic distance (Å)	Clash overlap (Å)
1:B:395:VAL:HG12	1:B:396:THR:HG23	1.96	0.47
1:B:6:ILE:HB	1:B:62:GLU:N	2.29	0.47
2:D:294:ILE:O	2:D:310:GLN:NE2	2.35	0.47
2:D:406:GLU:HG2	2:D:407:ASN:H	1.79	0.47
2:E:130:PHE:CZ	2:E:143:THR:HG21	2.50	0.47
2:E:150:LEU:O	2:E:152:ILE:HD12	2.14	0.47
2:E:14:ILE:HA	2:E:19:LEU:HB3	1.96	0.47
2:E:34:ASP:HB3	2:E:42:VAL:CG1	2.45	0.47
2:F:133:THR:C	2:F:170:GLN:O	2.52	0.47
2:F:19:LEU:CD1	2:F:20:PHE:H	2.16	0.47
2:F:269:GLU:O	2:F:273:ALA:CB	2.55	0.47
2:F:153:PHE:HZ	2:F:336:GLN:NE2	2.13	0.47
2:F:57:ILE:CD1	2:F:57:ILE:N	2.76	0.47
1:C:206:LEU:CD2	1:C:217:PRO:HB3	2.44	0.47
2:E:387:ALA:C	2:E:389:GLY:H	2.17	0.47
3:G:50:ARG:NH1	3:G:137:LEU:N	2.63	0.47
3:G:43:VAL:O	3:G:46:ALA:HB3	2.15	0.47
4:H:1:MET:O	4:H:18:LEU:CG	2.62	0.47
1:A:173:VAL:HB	1:A:181:LEU:HB2	1.97	0.47
2:M:86:LYS:O	2:M:89:LEU:HG	2.15	0.47
2:D:203:TYR:O	2:D:206:GLN:HB3	2.14	0.47
1:A:89:ARG:HH11	1:A:107:VAL:HB	1.77	0.47
1:C:565:GLU:CD	1:C:566:ALA:N	2.68	0.47
3:O:119:THR:CB	3:O:123:THR:HG21	2.45	0.47
1:I:210:ARG:HA	1:I:214:VAL:HG23	1.97	0.47
1:I:490:ILE:CA	1:I:494:PHE:HB3	2.44	0.47
1:I:210:ARG:HH21	1:I:507:CYS:HB3	1.79	0.47
1:J:269:PHE:N	1:J:270:PRO:CD	2.78	0.47
1:J:262:MET:CE	1:J:290:ASN:N	2.78	0.47
1:J:35:LEU:CD2	1:J:35:LEU:N	2.77	0.47
1:J:227:PRO:HD3	1:J:408:ARG:HA	1.95	0.47
1:K:35:LEU:N	1:K:35:LEU:HD23	2.29	0.47
1:K:210:ARG:NE	1:K:497:GLN:HB2	2.30	0.47
1:K:51:VAL:C	1:K:52:TYR:HD2	2.17	0.47
2:L:141:MET:CE	2:L:382:LEU:CG	2.91	0.47
2:L:151:PRO:HB3	2:L:333:THR:HG21	1.96	0.47
2:M:190:VAL:HG21	2:M:241:VAL:HG11	1.97	0.47
2:M:308:VAL:O	2:M:309:THR:OG1	2.29	0.47
2:M:36:LYS:CA	2:M:41:ARG:O	2.59	0.47
2:M:349:TYR:N	2:M:424:ASN:OD1	2.45	0.47
2:M:48:ILE:O	2:M:49:GLU:HB3	2.14	0.47

*Continued on next page...*

*Continued from previous page...*

Atom-1	Atom-2	Interatomic distance (Å)	Clash overlap (Å)
2:N:151:PRO:CG	2:N:333:THR:HG21	2.45	0.47
1:I:260:ASN:CB	2:N:334:GLU:HG2	2.41	0.47
1:A:257:GLU:HG3	1:A:325:ASP:OD1	2.15	0.47
1:A:2:ILE:CD1	1:A:2:ILE:N	2.78	0.47
1:A:387:PRO:HB3	2:F:327:ASP:HB3	1.96	0.47
1:A:223:THR:CB	1:A:403:VAL:HG12	2.30	0.47
1:A:448:PRO:O	1:A:452:ASP:HB2	2.15	0.47
1:A:520:LEU:HD23	1:A:524:LYS:HG2	1.97	0.47
5:A:600:ADP:O1B	5:A:600:ADP:O2A	2.32	0.47
1:A:234:LYS:NZ	5:A:600:ADP:PB	2.88	0.47
1:B:514:GLY:HA3	1:B:559:PHE:HZ	1.78	0.47
1:B:76:GLY:HA3	1:B:184:TYR:HB2	1.97	0.47
1:C:102:ILE:HG13	2:E:119:LEU:O	2.15	0.47
1:C:258:ARG:H	1:C:258:ARG:CD	2.24	0.47
1:C:332:GLU:HA	1:C:335:ARG:HB3	1.97	0.47
2:D:324:PRO:O	2:D:328:LEU:HD12	2.15	0.47
2:D:43:ARG:HH12	2:D:65:GLY:CA	2.27	0.47
2:E:14:ILE:HA	2:E:19:LEU:CD2	2.44	0.47
2:E:158:LEU:HG	2:E:341:ARG:HG2	1.96	0.47
2:F:138:ILE:O	2:F:143:THR:N	2.33	0.47
2:F:148:GLN:HG2	2:F:334:GLU:HB2	1.97	0.47
2:F:460:GLY:HA2	2:F:463:TYR:HB2	1.96	0.47
1:I:281:LEU:HD11	1:I:284:ARG:CZ	2.45	0.47
4:H:44:LEU:CD1	4:H:70:VAL:N	2.75	0.47
1:C:314:ARG:NH2	1:C:315:ASP:OD2	2.48	0.47
1:C:503:VAL:CG1	1:C:554:VAL:O	2.62	0.47
2:E:392:ILE:O	2:E:394:LYS:N	2.47	0.47
3:G:67:ALA:HB3	3:G:122:TYR:HE2	1.80	0.47
3:G:35:LEU:O	3:G:39:PHE:CB	2.63	0.47
4:H:42:TYR:CD2	4:H:42:TYR:N	2.83	0.47
1:I:173:VAL:HB	1:I:181:LEU:HB2	1.97	0.47
1:B:45:ASP:CG	1:B:45:ASP:O	2.52	0.47
1:B:95:ARG:NH1	1:B:99:GLY:O	2.48	0.47
1:K:571:GLN:O	1:K:575:LYS:HB2	2.15	0.47
3:O:153:GLU:O	3:O:154:ILE:C	2.51	0.47
1:I:187:TRP:CE3	1:I:188:PRO:HD2	2.50	0.47
1:I:292:SER:C	1:I:294:MET:N	2.67	0.47
1:I:335:ARG:HG3	1:I:351:PRO:HD3	1.97	0.47
1:I:432:THR:HA	1:I:435:LEU:HB2	1.97	0.47
1:I:448:PRO:HA	1:I:451:ARG:HE	1.79	0.47
1:I:518:MET:SD	1:I:551:ALA:CB	3.03	0.47

*Continued on next page...*

*Continued from previous page...*

Atom-1	Atom-2	Interatomic distance (Å)	Clash overlap (Å)
1:J:168:VAL:O	1:J:182:LYS:HB3	2.15	0.47
1:J:211:ILE:HA	1:J:215:LEU:HD21	1.97	0.47
1:J:274:ASP:OD2	1:J:281:LEU:HD13	2.15	0.47
1:J:262:MET:CE	1:J:289:ALA:HB1	2.45	0.47
1:J:32:GLU:N	1:J:63:PRO:HD2	2.29	0.47
1:K:244:TRP:O	1:K:244:TRP:CD1	2.68	0.47
1:K:3:GLN:HA	1:K:3:GLN:NE2	2.30	0.47
1:K:406:PHE:HE2	1:K:428:TYR:CD1	2.33	0.47
1:K:69:LEU:HG	1:K:70:PRO:O	2.15	0.47
2:L:158:LEU:CB	2:L:159:PRO:HD2	2.45	0.47
1:J:57:GLY:N	2:L:29:TYR:O	2.47	0.47
2:M:80:ALA:O	2:M:113:PRO:CA	2.60	0.47
2:M:150:LEU:O	2:M:312:PRO:HD2	2.15	0.47
2:N:116:GLY:HA2	2:N:297:ARG:CZ	2.45	0.47
2:N:131:ILE:CD1	2:N:173:VAL:HG12	2.45	0.47
2:N:274:ARG:HH22	2:N:286:TYR:HE1	1.54	0.47
2:N:47:VAL:HG12	2:N:47:VAL:O	2.15	0.47
1:A:24:MET:O	1:A:25:TYR:HB2	2.15	0.47
1:A:350:TYR:HB3	1:A:351:PRO:CD	2.41	0.47
1:A:322:LEU:HB3	1:A:380:ILE:CG1	2.44	0.47
1:A:3:GLN:N	1:A:3:GLN:CD	2.68	0.47
1:A:454:ILE:O	1:A:454:ILE:HD13	2.15	0.47
1:A:214:VAL:HG22	1:A:512:ALA:HB1	1.97	0.47
1:B:195:VAL:CG2	1:B:196:GLN:N	2.76	0.47
1:B:206:LEU:HD22	1:B:213:ASP:OD1	2.15	0.47
1:B:211:ILE:HG23	1:B:215:LEU:HD21	1.97	0.47
1:B:288:ILE:HG21	1:B:305:VAL:HG11	1.97	0.47
1:B:310:ALA:CA	1:B:313:PHE:HE2	2.27	0.47
1:C:28:CYS:O	1:C:36:VAL:HA	2.15	0.47
1:C:49:VAL:HG12	1:C:50:GLN:N	2.30	0.47
2:D:142:ASN:HD21	2:D:358:LEU:CD1	2.20	0.47
2:D:329:THR:HB	2:D:333:THR:HG21	1.97	0.47
2:D:404:LEU:HD22	2:D:405:THR:H	1.80	0.47
2:D:448:GLN:HG2	2:D:463:TYR:CD1	2.49	0.47
2:E:230:GLU:HA	2:E:233:LEU:CG	2.45	0.47
2:E:324:PRO:O	2:E:325:ILE:C	2.53	0.47
2:F:264:CYS:HA	2:F:267:LEU:CB	2.43	0.47
2:F:31:ALA:HB1	2:F:77:GLU:O	2.14	0.47
2:F:344:HIS:O	2:F:344:HIS:CG	2.68	0.47
2:F:57:ILE:HG22	2:F:58:GLN:N	2.29	0.47
2:E:380:ASP:O	2:E:381:GLN:C	2.53	0.47

*Continued on next page...*

*Continued from previous page...*

Atom-1	Atom-2	Interatomic distance (Å)	Clash overlap (Å)
2:E:443:LEU:HD22	2:E:446:LEU:HD12	1.96	0.47
3:G:61:TYR:HE2	3:G:130:PHE:CE1	2.33	0.47
4:H:47:VAL:CG1	4:H:48:ASP:N	2.77	0.47
2:E:106:ILE:HG13	2:E:107:THR:H	1.78	0.47
2:L:200:GLU:O	2:L:203:TYR:N	2.48	0.47
1:B:476:LEU:HB3	1:B:480:GLU:CG	2.44	0.47
2:D:84:VAL:HG22	2:D:85:SER:N	2.29	0.47
1:B:535:SER:HB2	1:B:538:GLU:CB	2.45	0.47
2:F:174:ARG:HD2	2:F:176:ASP:OD2	2.15	0.47
1:I:161:LYS:CD	1:I:162:PRO:HD2	2.45	0.47
1:A:498:ASN:OD1	1:A:501:HIS:N	2.48	0.47
1:A:43:ASP:CG	1:A:43:ASP:O	2.52	0.47
2:D:368:LYS:HE2	2:D:376:LYS:HD2	1.97	0.47
3:O:103:ARG:HH22	3:O:146:ARG:HG2	1.80	0.46
3:O:138:ILE:HG22	3:O:139:ARG:N	2.30	0.46
4:P:13:PHE:O	4:P:16:ALA:O	2.33	0.46
4:P:50:ALA:C	4:P:51:LEU:HD22	2.34	0.46
1:I:187:TRP:CD2	1:I:188:PRO:HD2	2.51	0.46
1:I:447:TYR:N	1:I:448:PRO:CD	2.78	0.46
1:J:31:GLY:O	1:J:34:GLY:N	2.46	0.46
1:J:394:PRO:O	1:J:398:SER:OG	2.26	0.46
1:J:424:TRP:CG	1:J:425:ASN:N	2.83	0.46
1:K:135:LEU:CD2	1:K:149:VAL:HG22	2.44	0.46
1:K:376:GLY:O	1:K:377:ALA:HB2	2.14	0.46
1:K:481:ARG:O	1:K:484:ILE:HB	2.14	0.46
2:L:37:ASP:HB2	2:L:67:ASP:OD2	2.15	0.46
2:L:414:PHE:CZ	2:L:442:LEU:C	2.89	0.46
2:M:257:LEU:CD2	2:M:260:MET:HG3	2.36	0.46
2:M:256:ILE:HD11	2:M:311:ILE:HG12	1.96	0.46
2:M:381:GLN:CD	2:M:451:LEU:HB3	2.35	0.46
2:N:150:LEU:HD21	2:N:359:SER:CB	2.45	0.46
2:M:398:ILE:O	3:O:159:ARG:CB	2.63	0.46
3:O:28:LEU:N	3:O:31:LYS:HG3	2.27	0.46
1:A:258:ARG:HD2	1:A:258:ARG:H	1.79	0.46
1:A:418:HIS:CA	1:A:496:GLN:HG2	2.31	0.46
1:B:78:GLY:N	1:B:117:TRP:CH2	2.83	0.46
1:B:123:VAL:HG23	1:B:124:LYS:N	2.30	0.46
1:B:174:VAL:HG22	1:B:180:GLU:CB	2.45	0.46
1:B:206:LEU:CD1	1:B:208:GLY:HA2	2.44	0.46
1:B:23:ARG:HB2	1:B:26:ASP:OD1	2.14	0.46
1:B:292:SER:C	1:B:294:MET:N	2.68	0.46

*Continued on next page...*

*Continued from previous page...*

Atom-1	Atom-2	Interatomic distance (Å)	Clash overlap (Å)
1:B:314:ARG:CG	1:B:368:VAL:HG21	2.45	0.46
1:B:5:VAL:CA	1:B:64:VAL:CG2	2.93	0.46
1:C:258:ARG:HB2	1:C:261:GLU:HB2	1.97	0.46
1:C:296:VAL:HG12	1:C:297:ALA:N	2.30	0.46
2:D:145:VAL:CG2	2:D:148:GLN:HB2	2.42	0.46
2:D:291:LEU:HA	2:D:294:ILE:HD12	1.97	0.46
1:B:329:ARG:NH1	2:D:331:TYR:O	2.47	0.46
2:D:33:VAL:HG11	2:D:75:LEU:HA	1.96	0.46
1:C:95:ARG:CA	2:E:120:ASN:ND2	2.78	0.46
2:E:120:ASN:C	2:E:122:VAL:N	2.67	0.46
2:E:135:ILE:HG13	2:E:167:ILE:CD1	2.40	0.46
2:E:270:ILE:CD1	2:E:270:ILE:H	2.28	0.46
2:E:164:ALA:HB2	2:E:313:ILE:HD13	1.97	0.46
2:E:153:PHE:HB3	2:E:316:MET:HE3	1.97	0.46
2:E:47:VAL:HG12	2:E:50:VAL:CG2	2.40	0.46
1:C:352:PRO:HB2	2:F:268:ARG:NH1	2.30	0.46
2:F:274:ARG:O	2:F:275:GLU:HB2	2.15	0.46
2:F:390:VAL:O	2:F:393:ARG:N	2.39	0.46
2:F:420:ARG:NH1	2:F:420:ARG:CG	2.74	0.46
1:C:144:THR:O	1:C:146:LYS:N	2.48	0.46
1:C:199:LEU:CG	1:C:369:ILE:H	2.28	0.46
2:N:443:LEU:CD2	2:N:451:LEU:HD21	2.41	0.46
4:H:12:GLY:O	4:H:13:PHE:C	2.49	0.46
4:H:93:LEU:O	4:H:98:ILE:N	2.48	0.46
2:L:90:GLY:CA	2:L:214:LEU:O	2.63	0.46
2:F:123:ALA:HB1	2:F:301:VAL:HG13	1.97	0.46
2:M:372:ARG:HH12	2:M:437:GLN:N	2.13	0.46
2:D:130:PHE:CE2	2:D:178:SER:OG	2.66	0.46
3:O:154:ILE:N	3:O:154:ILE:HD12	2.31	0.46
3:O:50:ARG:NH2	3:O:140:VAL:HG13	2.30	0.46
3:O:130:PHE:HZ	4:P:15:LEU:CB	2.24	0.46
1:J:216:PHE:HB3	1:J:429:SER:CB	2.44	0.46
1:J:192:ALA:CB	1:J:364:ARG:HG2	2.46	0.46
1:J:212:LEU:HD13	1:J:407:TRP:CD1	2.50	0.46
1:K:113:ARG:HG3	1:K:113:ARG:NH1	2.30	0.46
1:K:140:GLU:O	1:K:141:PHE:HB2	2.14	0.46
1:K:15:ILE:HG21	1:K:48:PHE:CE2	2.50	0.46
1:K:174:VAL:HG13	1:K:180:GLU:HG3	1.97	0.46
1:K:253:VAL:HG23	1:K:288:ILE:O	2.16	0.46
1:K:27:ILE:HG12	1:K:71:LEU:HA	1.97	0.46
2:L:132:GLN:HE22	2:L:431:SER:HA	1.76	0.46

*Continued on next page...*



*Continued from previous page...*

Atom-1	Atom-2	Interatomic distance (Å)	Clash overlap (Å)
2:L:462:TYR:O	2:L:463:TYR:OXT	2.33	0.46
2:M:232:ILE:HA	2:M:235:PRO:HG2	1.97	0.46
2:M:331:TYR:N	2:M:331:TYR:CD1	2.79	0.46
2:M:150:LEU:HD21	2:M:337:ILE:HG22	1.91	0.46
2:M:392:ILE:CD1	2:M:411:TYR:HB2	2.46	0.46
2:N:93:PHE:HB2	2:N:220:PHE:HA	1.97	0.46
2:N:275:GLU:HG2	2:N:275:GLU:O	2.14	0.46
2:N:324:PRO:HA	2:N:327:ASP:OD2	2.15	0.46
3:O:194:LEU:HG	3:O:197:ILE:CG2	2.44	0.46
1:B:197:ARG:HD2	1:B:197:ARG:HA	1.75	0.46
1:B:436:ASP:HB2	1:B:437:PRO:HD3	1.96	0.46
2:D:349:TYR:HA	2:D:351:PRO:CD	2.44	0.46
2:E:194:MET:HE1	2:E:231:ARG:HA	1.96	0.46
2:E:257:LEU:CD2	2:E:260:MET:HG3	2.38	0.46
2:E:284:PRO:HB3	2:E:286:TYR:CD1	2.50	0.46
2:F:93:PHE:CD1	2:F:219:LEU:O	2.68	0.46
2:F:344:HIS:CB	2:F:351:PRO:HG3	2.45	0.46
1:A:415:PHE:CE2	2:F:355:LEU:O	2.69	0.46
2:F:33:VAL:O	2:F:44:GLY:C	2.54	0.46
1:C:150:PRO:HG3	1:C:185:HIS:HB2	1.98	0.46
1:C:422:ILE:CG1	1:C:423:ASN:H	2.28	0.46
1:C:217:PRO:HG3	1:C:439:TYR:OH	2.15	0.46
2:L:204:PHE:C	2:L:206:GLN:N	2.69	0.46
1:K:542:LEU:C	1:K:544:VAL:N	2.68	0.46
3:O:119:THR:HG23	3:O:123:THR:OG1	2.15	0.46
3:O:142:ASN:O	3:O:146:ARG:CG	2.64	0.46
1:I:230:PHE:N	1:I:230:PHE:CD1	2.83	0.46
1:I:234:LYS:CB	5:I:600:ADP:O1B	2.62	0.46
1:I:329:ARG:CD	1:I:329:ARG:N	2.78	0.46
1:J:174:VAL:HA	1:J:181:LEU:HD23	1.97	0.46
1:J:197:ARG:HB3	1:J:199:LEU:CD2	2.46	0.46
1:J:291:THR:HB	1:J:294:MET:CE	2.44	0.46
1:J:189:VAL:CB	1:J:308:THR:HG21	2.45	0.46
1:J:316:GLN:OE1	1:J:318:PHE:CE1	2.68	0.46
1:J:330:TRP:CE3	1:J:330:TRP:C	2.89	0.46
1:J:25:TYR:N	1:J:39:ILE:O	2.47	0.46
1:J:41:ARG:CA	2:M:14:ILE:O	2.63	0.46
1:J:467:ILE:O	1:J:471:VAL:HG12	2.16	0.46
1:K:269:PHE:CA	1:K:272:LEU:HG	2.41	0.46
1:K:223:THR:CG2	1:K:380:ILE:HB	2.44	0.46
1:K:210:ARG:CD	1:K:497:GLN:OE1	2.64	0.46

*Continued on next page...*

*Continued from previous page...*

Atom-1	Atom-2	Interatomic distance (Å)	Clash overlap (Å)
2:L:254:LEU:HD11	2:L:311:ILE:CD1	2.46	0.46
2:L:454:ILE:HG22	2:L:455:SER:H	1.80	0.46
2:M:143:THR:CG2	2:M:144:LEU:H	2.16	0.46
2:M:144:LEU:CD1	2:M:148:GLN:H	2.22	0.46
1:K:59:LYS:HG2	2:M:28:ALA:HA	1.97	0.46
2:N:232:ILE:HD11	2:N:266:ALA:HB3	1.96	0.46
2:N:437:GLN:O	2:N:438:ILE:C	2.53	0.46
1:A:261:GLU:OE1	2:F:360:ARG:NH2	2.48	0.46
1:B:431:PHE:O	1:B:432:THR:C	2.53	0.46
1:B:511:LYS:O	1:B:559:PHE:CZ	2.68	0.46
1:C:250:VAL:HG11	1:C:281:LEU:HD23	1.97	0.46
1:C:260:ASN:HD22	2:E:149:LYS:CE	2.28	0.46
1:C:344:MET:HG3	2:F:272:ALA:O	2.16	0.46
1:C:26:ASP:CG	1:C:68:GLY:C	2.74	0.46
2:E:119:LEU:CD2	2:E:120:ASN:H	2.28	0.46
2:E:158:LEU:HA	2:E:158:LEU:HD13	1.55	0.46
2:E:218:VAL:CG1	2:E:220:PHE:CE2	2.97	0.46
2:E:227:PRO:O	2:E:228:THR:C	2.53	0.46
2:E:295:TYR:C	2:E:297:ARG:N	2.69	0.46
2:E:340:SER:C	2:E:342:GLU:N	2.68	0.46
2:E:425:GLN:OE1	2:E:430:ARG:HD2	2.15	0.46
2:F:213:ALA:C	2:F:215:SER:N	2.67	0.46
1:C:408:ARG:HB3	1:C:427:SER:OG	2.15	0.46
1:C:454:ILE:CD1	1:C:520:LEU:HD21	2.46	0.46
1:C:507:CYS:HB3	1:C:511:LYS:HB3	1.97	0.46
1:C:85:ASP:CG	1:C:89:ARG:H	2.18	0.46
2:E:397:ALA:O	3:G:162:ASN:HB2	2.16	0.46
2:L:196:ILE:CD1	2:L:223:LYS:HA	2.45	0.46
2:L:196:ILE:HG12	2:L:223:LYS:CG	2.42	0.46
1:J:522:PHE:HD1	1:J:570:ILE:CG2	2.27	0.46
1:I:87:ILE:O	1:I:88:GLN:HB3	2.16	0.46
2:N:63:THR:OG1	2:N:66:LEU:CB	2.63	0.46
1:B:141:PHE:N	1:B:141:PHE:CD1	2.83	0.46
2:D:120:ASN:OD1	2:D:122:VAL:HG23	2.16	0.46
2:F:80:ALA:O	2:F:113:PRO:HG3	2.15	0.46
2:M:131:ILE:O	2:M:131:ILE:HG22	2.15	0.46
3:O:122:TYR:HD1	3:O:125:GLU:OE1	1.98	0.46
1:I:258:ARG:HA	2:N:296:GLU:OE1	2.16	0.46
1:I:345:PRO:HD2	3:O:197:ILE:CD1	2.45	0.46
1:J:196:GLN:CB	1:J:369:ILE:HD13	2.46	0.46
1:J:230:PHE:O	2:L:360:ARG:NH1	2.48	0.46

*Continued on next page...*

*Continued from previous page...*

Atom-1	Atom-2	Interatomic distance (Å)	Clash overlap (Å)
1:J:353:TYR:CD2	2:M:269:GLU:OE1	2.68	0.46
1:J:370:THR:CG2	1:J:374:GLU:HB2	2.45	0.46
1:J:435:LEU:HD23	1:J:435:LEU:N	2.30	0.46
1:J:84:TYR:O	1:J:288:ILE:HA	2.15	0.46
1:K:258:ARG:HB2	1:K:261:GLU:HB2	1.97	0.46
1:K:335:ARG:CD	1:K:351:PRO:HD2	2.46	0.46
1:K:408:ARG:HG2	1:K:408:ARG:HH11	1.79	0.46
2:L:67:ASP:N	2:L:67:ASP:OD2	2.48	0.46
2:M:209:GLU:CG	2:M:214:LEU:HD22	2.46	0.46
2:M:232:ILE:CD1	2:M:232:ILE:N	2.72	0.46
2:M:263:TYR:O	2:M:267:LEU:HB3	2.15	0.46
2:M:286:TYR:O	2:M:287:MET:C	2.53	0.46
2:M:293:THR:O	2:M:297:ARG:HD2	2.13	0.46
2:M:345:ARG:HG3	2:M:346:LYS:HG3	1.96	0.46
2:M:33:VAL:HA	2:M:74:SER:O	2.15	0.46
2:N:131:ILE:HD11	2:N:146:ARG:CD	2.46	0.46
1:A:476:LEU:HD13	1:A:481:ARG:NE	2.30	0.46
1:A:464:LEU:HD11	1:A:483:VAL:HB	1.95	0.46
1:B:288:ILE:HD12	1:B:288:ILE:N	2.29	0.46
1:B:193:ARG:HB3	1:B:315:ASP:OD1	2.15	0.46
1:B:344:MET:O	1:B:346:ALA:N	2.49	0.46
1:B:514:GLY:CA	1:B:559:PHE:HZ	2.29	0.46
2:D:141:MET:HE3	2:D:382:LEU:HD12	1.97	0.46
2:D:144:LEU:HD11	2:D:148:GLN:HG3	1.96	0.46
2:D:151:PRO:HG3	2:D:333:THR:OG1	2.16	0.46
2:D:249:HIS:ND1	2:D:251:TYR:OH	2.44	0.46
1:A:459:GLN:C	2:D:345:ARG:HD2	2.36	0.46
2:E:186:PRO:HG3	2:E:251:TYR:CD2	2.50	0.46
2:E:249:HIS:O	2:E:250:ASP:HB2	2.15	0.46
2:E:263:TYR:CE2	2:E:267:LEU:HD23	2.51	0.46
2:E:280:ARG:HD2	2:E:280:ARG:HA	1.73	0.46
2:E:440:TRP:C	2:E:442:LEU:H	2.18	0.46
2:E:31:ALA:H	2:E:47:VAL:CG2	2.27	0.46
2:F:231:ARG:NE	2:F:262:ASN:CG	2.69	0.46
2:F:350:PRO:HD2	2:F:425:GLN:O	2.15	0.46
1:I:269:PHE:O	1:I:272:LEU:HG	2.16	0.46
1:C:124:LYS:HA	1:C:160:VAL:HG21	1.97	0.46
1:C:212:LEU:HD23	1:C:213:ASP:CA	2.45	0.46
2:E:380:ASP:HA	2:E:383:TYR:CD1	2.50	0.46
3:G:150:ILE:HG22	3:G:154:ILE:CD1	2.45	0.46
3:G:28:LEU:HA	3:G:31:LYS:HD2	1.97	0.46

*Continued on next page...*

*Continued from previous page...*

Atom-1	Atom-2	Interatomic distance (Å)	Clash overlap (Å)
1:I:135:LEU:CD1	1:I:181:LEU:HD13	2.44	0.46
2:D:198:GLN:NE2	2:D:199:ARG:N	2.63	0.46
1:J:511:LYS:HB2	1:J:556:GLU:CD	2.35	0.46
1:J:478:ASP:C	1:J:480:GLU:N	2.68	0.46
1:B:522:PHE:HD1	1:B:570:ILE:CG2	2.27	0.46
1:I:540:LEU:HD13	1:I:541:GLN:NE2	2.30	0.46
1:K:397:GLN:HB3	2:N:317:PRO:CB	2.45	0.46
1:I:9:ILE:HD13	1:I:10:ALA:H	1.79	0.46
1:I:2:ILE:HG21	1:I:19:MET:HA	1.97	0.46
1:I:332:GLU:O	1:I:336:GLU:HB2	2.15	0.46
1:J:174:VAL:HG22	1:J:180:GLU:CB	2.45	0.46
1:J:457:LEU:HD13	1:J:490:ILE:HG21	1.97	0.46
1:J:57:GLY:O	1:J:58:LEU:HD23	2.15	0.46
1:K:133:MET:C	1:K:149:VAL:HG23	2.30	0.46
1:K:189:VAL:CG1	1:K:304:TYR:O	2.62	0.46
1:K:256:GLY:O	1:K:329:ARG:CD	2.64	0.46
1:K:79:MET:C	1:K:286:VAL:CG2	2.83	0.46
1:K:401:ARG:HE	1:K:402:ILE:CG1	2.28	0.46
2:L:175:PRO:HB3	2:L:185:GLU:CD	2.36	0.46
2:L:33:VAL:HG11	2:L:75:LEU:HA	1.95	0.46
2:M:152:ILE:HD12	2:M:152:ILE:N	2.30	0.46
2:M:164:ALA:CB	2:M:313:ILE:HD13	2.46	0.46
2:M:348:ILE:HG22	2:M:423:ILE:HG22	1.98	0.46
2:M:349:TYR:OH	2:M:427:GLN:NE2	2.48	0.46
1:I:95:ARG:HG2	2:N:120:ASN:CG	2.35	0.46
2:N:208:PHE:HB3	2:N:214:LEU:CB	2.42	0.46
2:N:239:LEU:HD22	2:N:310:GLN:NE2	2.30	0.46
2:N:153:PHE:HZ	2:N:336:GLN:NE2	2.12	0.46
1:I:261:GLU:OE1	2:N:360:ARG:NH1	2.48	0.46
2:N:423:ILE:C	2:N:425:GLN:H	2.18	0.46
2:N:34:ASP:HB3	2:N:42:VAL:CG1	2.46	0.46
1:A:258:ARG:HD3	1:A:261:GLU:OE1	2.16	0.46
1:A:288:ILE:O	1:A:288:ILE:HG22	2.16	0.46
1:A:306:GLY:O	1:A:322:LEU:CD1	2.63	0.46
1:A:352:PRO:C	1:A:354:LEU:H	2.18	0.46
1:B:145:HIS:C	1:B:145:HIS:CD2	2.88	0.46
1:B:260:ASN:ND2	2:D:149:LYS:HE2	2.30	0.46
1:B:262:MET:HE3	1:B:290:ASN:N	2.28	0.46
2:E:125:ARG:HB2	2:E:301:VAL:C	2.35	0.46
2:E:148:GLN:HG2	2:E:148:GLN:O	2.15	0.46
2:E:202:SER:HA	2:E:205:ILE:HG13	1.97	0.46

*Continued on next page...*

*Continued from previous page...*

Atom-1	Atom-2	Interatomic distance (Å)	Clash overlap (Å)
2:E:349:TYR:HA	2:E:351:PRO:HD3	1.97	0.46
2:E:127:PRO:HD2	2:E:361:LEU:HD21	1.98	0.46
2:E:96:ILE:HG12	2:E:96:ILE:O	2.14	0.46
2:F:154:SER:CB	2:F:158:LEU:HD23	2.45	0.46
2:F:166:GLN:CA	2:F:169:ARG:HH12	2.27	0.46
2:F:135:ILE:HG12	2:F:170:GLN:NE2	2.30	0.46
2:F:136:SER:HB3	2:F:430:ARG:NE	2.30	0.46
3:G:197:ILE:HD13	3:G:201:ILE:HD13	1.97	0.46
1:C:154:ARG:HB2	1:C:154:ARG:NH1	2.31	0.46
1:C:87:ILE:CD1	1:C:89:ARG:HH21	2.29	0.46
3:G:72:GLY:HA2	3:G:75:VAL:HG23	1.97	0.46
2:L:93:PHE:HZ	2:L:106:ILE:HG21	1.79	0.46
1:C:541:GLN:O	1:C:543:PRO:N	2.49	0.46
2:N:390:VAL:HG23	2:N:415:ALA:HB1	1.97	0.46
2:N:392:ILE:HG22	2:N:392:ILE:O	2.15	0.46
3:O:101:VAL:HA	3:O:102:PRO:HD3	1.73	0.46
1:A:118:ALA:O	1:A:139:PRO:HD2	2.16	0.46
3:O:3:GLN:HG3	3:O:3:GLN:O	2.16	0.46
3:G:3:GLN:HG3	3:G:3:GLN:O	2.16	0.46
4:P:14:ARG:NH2	4:P:21:TYR:HA	2.30	0.46
1:I:296:VAL:CG2	2:N:289:THR:HG21	2.45	0.46
1:I:405:ALA:O	1:I:407:TRP:CH2	2.69	0.46
1:I:40:ILE:HD12	1:I:40:ILE:C	2.36	0.46
1:I:448:PRO:O	1:I:452:ASP:HB2	2.16	0.46
1:I:41:ARG:NH2	1:I:48:PHE:HE2	2.13	0.46
1:J:117:TRP:CD1	1:J:168:VAL:HG22	2.49	0.46
1:J:173:VAL:HB	1:J:181:LEU:CD1	2.39	0.46
1:J:202:ASN:N	1:J:202:ASN:HD22	2.13	0.46
1:J:218:VAL:HA	1:J:431:PHE:CD2	2.51	0.46
1:J:314:ARG:O	1:J:317:GLY:N	2.32	0.46
1:K:193:ARG:H	1:K:311:GLU:CD	2.19	0.46
1:K:338:SER:OG	1:K:343:GLU:HB2	2.14	0.46
1:K:40:ILE:CG1	1:K:48:PHE:O	2.63	0.46
2:L:48:ILE:CG2	2:L:274:ARG:CZ	2.94	0.46
2:L:326:PRO:O	2:L:329:THR:OG1	2.28	0.46
2:M:119:LEU:CD2	2:M:120:ASN:H	2.27	0.46
2:M:325:ILE:O	2:M:329:THR:OG1	2.34	0.46
2:M:412:LEU:C	2:M:414:PHE:N	2.69	0.46
2:M:78:ASP:O	2:M:79:VAL:HG13	2.15	0.46
2:N:133:THR:N	2:N:139:ASP:OD2	2.44	0.46
2:N:93:PHE:CD1	2:N:219:LEU:O	2.69	0.46

*Continued on next page...*

*Continued from previous page...*

Atom-1	Atom-2	Interatomic distance (Å)	Clash overlap (Å)
1:A:95:ARG:HH21	1:A:100:ILE:HG22	1.81	0.46
1:A:187:TRP:CE3	1:A:188:PRO:HD2	2.51	0.46
1:A:2:ILE:HD12	1:A:2:ILE:N	2.31	0.46
1:A:306:GLY:O	1:A:322:LEU:HD11	2.15	0.46
1:B:138:VAL:HG21	1:B:183:MET:SD	2.55	0.46
1:B:193:ARG:HG3	1:B:311:GLU:CB	2.45	0.46
1:C:295:PRO:O	1:C:299:ARG:CD	2.64	0.46
2:D:186:PRO:CG	2:D:251:TYR:HA	2.45	0.46
2:D:418:PHE:O	2:D:422:PHE:CB	2.47	0.46
2:E:150:LEU:HD21	2:E:337:ILE:H	1.77	0.46
2:E:225:ASP:N	2:E:225:ASP:OD1	2.46	0.46
2:E:254:LEU:HD11	2:E:309:THR:HB	1.97	0.46
2:E:310:GLN:HG3	2:E:310:GLN:H	1.26	0.46
2:E:314:LEU:CD1	2:E:314:LEU:C	2.80	0.46
1:C:41:ARG:CG	2:F:13:TYR:HE1	2.08	0.46
2:F:20:PHE:CZ	2:F:54:TYR:CE2	3.04	0.46
2:F:229:ILE:O	2:F:233:LEU:HG	2.16	0.46
2:F:115:THR:HA	2:F:236:ARG:HB3	1.97	0.46
2:F:290:ASP:C	2:F:291:LEU:HD23	2.35	0.46
1:C:461:GLU:O	1:C:465:GLN:HG2	2.15	0.46
1:B:110:ALA:HB3	1:B:111:LEU:HD12	1.96	0.46
3:G:186:ARG:C	3:G:188:ARG:N	2.69	0.46
1:J:511:LYS:O	1:J:559:PHE:CZ	2.68	0.46
2:N:246:ALA:CB	2:N:251:TYR:O	2.64	0.46
2:F:81:ARG:HB3	2:F:111:ARG:HB3	1.98	0.46
1:I:7:GLN:CB	1:I:17:LYS:HB3	2.44	0.46
1:B:8:LYS:HE2	2:D:51:SER:CB	2.46	0.46
3:O:122:TYR:HA	3:O:125:GLU:OE1	2.16	0.46
4:P:7:PRO:HD2	4:P:24:SER:HB2	1.97	0.46
3:O:51:LYS:HZ2	4:P:85:ASP:CG	2.19	0.46
1:I:27:ILE:HG12	1:I:28:CYS:N	2.31	0.46
1:I:365:ALA:O	1:I:378:VAL:HB	2.16	0.46
1:I:494:PHE:CE1	1:I:516:MET:HA	2.49	0.46
1:J:40:ILE:HG22	1:J:41:ARG:H	1.81	0.46
1:K:75:LEU:CD1	1:K:187:TRP:HD1	2.29	0.46
1:K:193:ARG:HB2	1:K:311:GLU:CB	2.46	0.46
1:K:486:VAL:HG13	1:K:490:ILE:HD11	1.96	0.46
1:K:518:MET:HE2	1:K:548:ILE:HD13	1.96	0.46
2:L:143:THR:HG22	2:L:144:LEU:N	2.25	0.46
2:L:153:PHE:CE1	2:L:336:GLN:CA	2.91	0.46
1:I:354:LEU:CD1	2:L:268:ARG:HD2	2.44	0.46

*Continued on next page...*

*Continued from previous page...*

Atom-1	Atom-2	Interatomic distance (Å)	Clash overlap (Å)
2:L:267:LEU:HG	2:L:268:ARG:N	2.30	0.46
2:L:324:PRO:HD2	2:L:325:ILE:HG12	1.98	0.46
2:M:237:MET:O	2:M:238:ALA:C	2.54	0.46
2:M:256:ILE:HD12	2:M:256:ILE:N	2.30	0.46
2:M:36:LYS:CG	2:M:36:LYS:O	2.64	0.46
2:M:387:ALA:C	2:M:389:GLY:N	2.67	0.46
2:M:34:ASP:HA	2:M:43:ARG:O	2.15	0.46
2:N:256:ILE:HG12	2:N:311:ILE:N	2.25	0.46
2:N:269:GLU:O	2:N:273:ALA:CB	2.55	0.46
2:N:435:SER:O	2:N:437:GLN:N	2.48	0.46
2:N:372:ARG:CD	2:N:436:LEU:HD12	2.29	0.46
1:A:189:VAL:O	1:A:364:ARG:NH2	2.48	0.46
1:A:396:THR:OG1	1:A:397:GLN:N	2.49	0.46
1:A:40:ILE:HD12	1:A:40:ILE:C	2.36	0.46
1:A:473:PRO:HA	1:A:476:LEU:CD1	2.45	0.46
1:A:2:ILE:O	1:A:65:VAL:HA	2.16	0.46
1:B:226:ILE:HD13	1:B:226:ILE:N	2.31	0.46
1:C:235:THR:CG2	1:C:235:THR:O	2.63	0.46
1:C:392:SER:O	1:C:397:GLN:CD	2.54	0.46
2:D:349:TYR:N	2:D:424:ASN:OD1	2.48	0.46
2:D:44:GLY:HA3	2:D:60:PHE:CD1	2.50	0.46
1:A:21:GLY:H	2:D:68:LEU:HB2	1.80	0.46
2:E:137:THR:HG23	2:E:423:ILE:HG12	1.97	0.46
2:F:99:PRO:O	2:F:100:ILE:HD13	2.15	0.46
2:F:150:LEU:CA	2:F:336:GLN:HA	2.46	0.46
1:I:250:VAL:CG2	1:I:284:ARG:NH2	2.79	0.46
1:C:465:GLN:OE1	1:C:465:GLN:HA	2.15	0.46
1:I:417:ARG:HG2	2:N:453:ARG:HH21	1.74	0.46
3:G:67:ALA:HA	3:G:70:PHE:HE1	1.80	0.46
4:H:3:VAL:HG12	4:H:45:VAL:HG13	1.97	0.46
4:H:50:ALA:C	4:H:51:LEU:HD22	2.36	0.46
2:L:92:ARG:HB2	2:L:92:ARG:NH1	2.30	0.46
2:D:196:ILE:CD1	2:D:223:LYS:HA	2.46	0.46
1:A:566:ALA:CA	1:A:569:GLU:HG2	2.44	0.46
1:A:544:VAL:CG2	1:A:569:GLU:HG3	2.46	0.46
1:A:31:GLY:HA2	1:A:58:LEU:HD21	1.98	0.46
1:I:6:ILE:HD12	1:I:62:GLU:CB	2.43	0.46
2:N:82:LEU:O	2:N:111:ARG:HA	2.16	0.46
1:A:111:LEU:CD1	1:A:111:LEU:N	2.73	0.46
1:A:339:SER:HA	2:F:277:ILE:HG23	1.98	0.46
2:N:317:PRO:C	2:N:318:ASP:O	2.54	0.46

*Continued on next page...*

*Continued from previous page...*

Atom-1	Atom-2	Interatomic distance (Å)	Clash overlap (Å)
2:N:37:ASP:OD2	2:N:66:LEU:HD21	2.16	0.46
1:B:342:GLU:HB3	3:G:195:LYS:NZ	2.31	0.46
2:M:132:GLN:C	2:M:132:GLN:CD	2.74	0.46
2:D:162:GLU:C	2:D:164:ALA:N	2.67	0.46
3:O:53:LEU:N	3:O:53:LEU:CD1	2.79	0.46
1:I:258:ARG:N	1:I:292:SER:OG	2.49	0.46
1:J:494:PHE:CE1	1:J:516:MET:HB3	2.51	0.46
1:K:77:PRO:HA	1:K:145:HIS:NE2	2.31	0.46
1:K:170:GLU:HA	1:K:171:PRO:HD3	1.79	0.46
1:K:212:LEU:HD23	1:K:213:ASP:CA	2.46	0.46
2:L:270:ILE:O	2:L:274:ARG:CB	2.64	0.46
2:L:48:ILE:HG22	2:L:49:GLU:H	1.79	0.46
2:L:48:ILE:HB	2:L:56:VAL:CG1	2.46	0.46
1:K:100:ILE:O	2:M:119:LEU:HG	2.15	0.46
2:M:141:MET:O	2:M:362:MET:SD	2.74	0.46
2:M:193:ALA:CB	2:M:196:ILE:HG21	2.42	0.46
2:M:38:GLY:HA3	2:M:70:THR:HB	1.96	0.46
2:N:135:ILE:HA	2:N:430:ARG:CB	2.41	0.46
2:N:155:GLY:HA2	2:N:316:MET:O	2.15	0.46
2:M:398:ILE:O	3:O:159:ARG:HG2	2.16	0.46
3:O:168:VAL:O	3:O:172:ILE:HG12	2.16	0.46
3:O:185:GLN:O	3:O:186:ARG:C	2.53	0.46
1:A:448:PRO:HA	1:A:451:ARG:HE	1.81	0.46
1:A:477:GLN:CG	1:A:478:ASP:N	2.76	0.46
1:B:138:VAL:HG23	1:B:147:ILE:CD1	2.45	0.46
1:B:319:SER:HB3	1:B:377:ALA:HB3	1.98	0.46
1:B:311:GLU:OE1	1:B:364:ARG:NH2	2.49	0.46
1:B:438:TRP:C	1:B:438:TRP:CE3	2.89	0.46
1:C:264:ASP:O	1:C:265:VAL:C	2.52	0.46
1:C:6:ILE:HD11	1:C:62:GLU:HB2	1.95	0.46
2:D:462:TYR:O	2:D:463:TYR:OXT	2.34	0.46
2:E:190:VAL:HG21	2:E:241:VAL:HG11	1.96	0.46
2:E:294:ILE:HG22	2:E:295:TYR:CD1	2.50	0.46
2:F:132:GLN:HG2	2:F:134:GLY:H	1.80	0.46
2:F:358:LEU:HG	2:F:383:TYR:CZ	2.51	0.46
2:F:457:ASP:OD2	2:F:458:HIS:N	2.45	0.46
1:C:199:LEU:HB2	1:C:367:LYS:O	2.16	0.46
1:C:220:MET:N	1:C:220:MET:HE2	2.31	0.46
1:C:311:GLU:HA	1:C:314:ARG:HB3	1.97	0.46
2:E:414:PHE:HE2	2:E:443:LEU:CD2	2.28	0.46
1:C:522:PHE:CE2	1:C:542:LEU:HD13	2.51	0.46

*Continued on next page...*



*Continued from previous page...*

Atom-1	Atom-2	Interatomic distance (Å)	Clash overlap (Å)
1:I:563:PHE:CD1	1:I:564:GLU:N	2.84	0.46
1:I:5:VAL:HG23	1:I:6:ILE:N	2.30	0.46
1:A:138:VAL:HB	1:A:145:HIS:O	2.16	0.46
1:B:74:GLU:H	1:B:88:GLN:NE2	2.14	0.46
1:I:138:VAL:HB	1:I:145:HIS:O	2.15	0.46
1:A:161:LYS:CD	1:A:162:PRO:HD2	2.44	0.46
2:L:9:THR:HG23	2:L:10:GLY:H	1.81	0.46
1:C:20:LEU:CD2	1:C:45:ASP:HB3	2.45	0.46
1:B:567:MET:C	1:B:567:MET:SD	2.93	0.46
4:P:40:GLY:HA2	4:P:42:TYR:HE2	1.78	0.46
1:I:10:ALA:O	1:I:11:GLY:C	2.53	0.46
1:I:329:ARG:NE	1:I:329:ARG:N	2.64	0.46
1:I:368:VAL:O	1:I:376:GLY:O	2.34	0.46
1:I:401:ARG:HH22	2:L:161:ASN:HD21	1.63	0.46
1:J:119:TRP:NE1	1:J:172:VAL:HG12	2.31	0.46
1:J:206:LEU:C	1:J:208:GLY:H	2.19	0.46
1:J:206:LEU:HD13	1:J:208:GLY:CA	2.46	0.46
1:J:281:LEU:HD12	1:J:284:ARG:HG3	1.97	0.46
1:J:222:GLY:N	1:J:379:THR:HG22	2.30	0.46
1:J:457:LEU:O	1:J:461:GLU:N	2.49	0.46
1:K:124:LYS:HA	1:K:160:VAL:HG21	1.96	0.46
1:K:274:ASP:N	1:K:279:GLY:O	2.49	0.46
2:L:381:GLN:HE21	2:L:385:ALA:HB2	1.80	0.46
2:L:17:PRO:CG	2:L:58:GLN:HE21	2.29	0.46
2:M:230:GLU:HA	2:M:233:LEU:HG	1.98	0.46
2:M:454:ILE:HG22	2:M:455:SER:N	2.30	0.46
2:N:135:ILE:CD1	2:N:428:GLN:O	2.64	0.46
2:N:197:THR:OG1	2:N:200:GLU:HG3	2.15	0.46
2:N:231:ARG:NH2	2:N:262:ASN:ND2	2.64	0.46
2:N:314:LEU:HD13	2:N:325:ILE:HG21	1.98	0.46
2:N:334:GLU:C	2:N:360:ARG:HB2	2.37	0.46
2:N:437:GLN:O	2:N:440:TRP:N	2.47	0.46
2:N:31:ALA:HB3	2:N:47:VAL:HB	1.97	0.46
1:A:224:ALA:HB1	1:A:407:TRP:CZ3	2.50	0.46
1:A:317:GLY:HA3	1:A:374:GLU:CB	2.44	0.46
1:A:485:GLU:HA	1:A:488:ARG:HB3	1.98	0.46
1:B:147:ILE:O	1:B:148:LEU:HD23	2.16	0.46
1:B:174:VAL:HA	1:B:180:GLU:HA	1.98	0.46
1:B:19:MET:HE3	1:B:64:VAL:O	2.16	0.46
2:D:218:VAL:CG1	2:D:220:PHE:CE2	2.98	0.46
2:D:28:ALA:HA	2:D:50:VAL:HG11	1.97	0.46

*Continued on next page...*

*Continued from previous page...*

Atom-1	Atom-2	Interatomic distance (Å)	Clash overlap (Å)
2:D:392:ILE:HA	2:D:395:LEU:CD1	2.45	0.46
2:D:392:ILE:HG21	2:D:404:LEU:HD12	1.96	0.46
1:C:100:ILE:O	2:E:119:LEU:HG	2.15	0.46
2:E:209:GLU:CG	2:E:214:LEU:HD22	2.46	0.46
2:E:94:ASN:ND2	2:E:221:LEU:HB2	2.30	0.46
2:E:18:LEU:HD21	2:E:48:ILE:CD1	2.46	0.46
2:E:70:THR:C	2:E:71:THR:OG1	2.54	0.46
2:F:150:LEU:HG	2:F:335:GLY:C	2.36	0.46
2:F:425:GLN:HG2	2:F:430:ARG:HH12	1.80	0.46
1:C:148:LEU:HD12	1:C:312:TYR:CD1	2.51	0.46
1:C:517:LYS:O	1:C:520:LEU:HB2	2.16	0.46
2:E:411:TYR:O	2:E:414:PHE:HB3	2.15	0.46
3:G:64:LEU:CD1	3:G:68:GLN:HE21	2.27	0.46
3:G:86:LEU:HA	4:H:1:MET:H3	1.81	0.46
1:A:135:LEU:CD2	1:A:181:LEU:HD12	2.46	0.46
4:P:30:GLN:HA	4:P:33:LEU:CG	2.44	0.46
1:B:498:ASN:C	1:B:500:TYR:H	2.18	0.46
1:I:360:ALA:CA	2:L:225:ASP:HB2	2.34	0.46
2:D:200:GLU:O	2:D:203:TYR:N	2.49	0.46
1:K:522:PHE:CE2	1:K:542:LEU:CD1	2.99	0.46
1:K:530:ILE:HG21	1:K:536:ILE:HG23	1.97	0.46
1:C:489:ILE:O	1:C:491:ARG:N	2.49	0.46
3:O:64:LEU:HD22	3:O:126:ALA:HB2	1.98	0.46
4:P:46:ALA:HB1	4:P:72:LEU:HB3	1.98	0.46
4:P:7:PRO:HB3	4:P:22:GLY:O	2.16	0.46
1:I:330:TRP:NE1	1:I:334:LEU:HD13	2.24	0.46
1:I:443:VAL:HG11	1:I:447:TYR:CG	2.51	0.46
1:J:199:LEU:HB2	1:J:367:LYS:HB3	1.98	0.46
1:J:206:LEU:HD13	1:J:208:GLY:N	2.31	0.46
1:J:319:SER:HB3	1:J:377:ALA:HB3	1.98	0.46
1:J:335:ARG:O	1:J:339:SER:HB3	2.15	0.46
1:J:358:LEU:CD2	1:J:358:LEU:N	2.72	0.46
1:J:83:ILE:CD1	1:J:83:ILE:N	2.79	0.46
1:K:150:PRO:HG3	1:K:185:HIS:HB2	1.98	0.46
1:K:205:PHE:CZ	1:K:246:ASN:O	2.70	0.46
1:K:258:ARG:NH2	2:M:288:TYR:CE1	2.84	0.46
1:K:328:SER:HB3	1:K:329:ARG:NH1	2.30	0.46
1:K:34:GLY:C	1:K:36:VAL:H	2.19	0.46
1:K:361:PHE:CZ	1:K:380:ILE:CG2	2.98	0.46
1:K:420:PRO:C	1:K:422:ILE:H	2.19	0.46
1:K:87:ILE:CD1	1:K:89:ARG:HH21	2.29	0.46

*Continued on next page...*

*Continued from previous page...*

Atom-1	Atom-2	Interatomic distance (Å)	Clash overlap (Å)
2:M:120:ASN:C	2:M:122:VAL:N	2.69	0.46
2:M:151:PRO:HA	2:M:312:PRO:HB2	1.97	0.46
2:M:43:ARG:HH12	2:M:66:LEU:HD11	1.80	0.46
1:A:20:LEU:HG	1:A:20:LEU:O	2.16	0.46
1:A:318:PHE:O	1:A:320:VAL:N	2.44	0.46
1:A:402:ILE:HG22	1:A:403:VAL:HG13	1.97	0.46
1:A:476:LEU:HD13	1:A:481:ARG:HG3	1.98	0.46
1:A:51:VAL:HG12	1:A:53:GLU:O	2.16	0.46
1:B:174:VAL:HG13	1:B:175:LEU:H	1.80	0.46
1:B:339:SER:C	1:B:341:LEU:N	2.68	0.46
1:B:36:VAL:HG12	1:B:52:TYR:CE1	2.51	0.46
1:C:294:MET:HA	1:C:294:MET:CE	2.46	0.46
1:A:430:LEU:HD11	2:D:157:GLY:C	2.37	0.46
2:D:382:LEU:O	2:D:386:TYR:HB3	2.15	0.46
2:D:7:GLU:HG2	2:D:73:VAL:O	2.16	0.46
2:E:339:LEU:N	2:E:339:LEU:HD23	2.31	0.46
2:F:11:ILE:HD13	2:F:68:LEU:HB2	1.97	0.46
2:F:26:ASP:O	2:F:27:LEU:HD23	2.16	0.46
2:F:316:MET:SD	2:F:320:ASP:O	2.74	0.46
2:F:98:LYS:CB	2:F:99:PRO:HD2	2.46	0.46
1:C:75:LEU:CD1	1:C:187:TRP:HD1	2.29	0.46
2:E:387:ALA:C	2:E:389:GLY:N	2.70	0.46
2:E:393:ARG:HG2	2:E:393:ARG:HH11	1.81	0.46
3:G:103:ARG:HH22	3:G:146:ARG:HG2	1.80	0.46
4:H:50:ALA:C	4:H:51:LEU:HD13	2.36	0.46
2:E:83:GLY:HA2	2:E:110:LYS:O	2.16	0.46
1:I:566:ALA:CA	1:I:569:GLU:HG2	2.45	0.46
1:I:6:ILE:HB	1:I:61:GLY:H	1.80	0.46
2:L:114:ILE:HD12	2:L:115:THR:N	2.31	0.46
2:E:75:LEU:HD12	2:E:76:VAL:N	2.30	0.46
3:O:43:VAL:O	3:O:46:ALA:HB3	2.15	0.46
3:O:73:PRO:C	3:O:76:VAL:HG13	2.36	0.45
4:P:3:VAL:HG12	4:P:45:VAL:HG13	1.97	0.45
1:I:258:ARG:N	1:I:258:ARG:HD2	2.31	0.45
1:I:318:PHE:N	1:I:318:PHE:CD2	2.83	0.45
1:J:140:GLU:CD	1:J:145:HIS:HB2	2.37	0.45
1:J:439:TYR:CG	1:J:447:TYR:CE2	3.04	0.45
1:J:468:VAL:HG12	1:J:468:VAL:O	2.16	0.45
1:K:211:ILE:HG13	1:K:215:LEU:CD2	2.46	0.45
1:K:391:MET:HG3	3:O:2:SER:CA	2.46	0.45
1:K:488:ARG:HA	1:K:491:ARG:HH21	1.81	0.45

*Continued on next page...*

*Continued from previous page...*

Atom-1	Atom-2	Interatomic distance (Å)	Clash overlap (Å)
1:K:75:LEU:HD12	1:K:187:TRP:HD1	1.81	0.45
2:L:154:SER:OG	2:L:314:LEU:O	2.31	0.45
2:L:315:SER:HA	2:L:316:MET:CE	2.45	0.45
2:M:158:LEU:HD13	2:M:158:LEU:HA	1.64	0.45
2:M:321:ARG:HA	2:M:326:PRO:CG	2.45	0.45
2:M:405:THR:HG22	2:M:406:GLU:N	2.21	0.45
2:N:153:PHE:CZ	2:N:336:GLN:NE2	2.85	0.45
2:N:135:ILE:HG13	2:N:166:GLN:CD	2.37	0.45
2:N:166:GLN:CG	2:N:170:GLN:NE2	2.79	0.45
1:A:258:ARG:HD3	1:A:261:GLU:CB	2.45	0.45
1:A:357:ARG:HG2	1:A:357:ARG:NH1	2.31	0.45
1:B:149:VAL:HG21	1:B:153:VAL:HG11	1.98	0.45
1:B:187:TRP:CZ2	1:B:192:ALA:O	2.69	0.45
1:B:27:ILE:HB	1:B:67:THR:OG1	2.17	0.45
1:B:312:TYR:O	1:B:316:GLN:HG3	2.16	0.45
1:B:331:ALA:O	1:B:334:LEU:N	2.49	0.45
1:B:65:VAL:O	1:B:65:VAL:HG13	2.16	0.45
1:C:338:SER:HA	1:C:343:GLU:CG	2.46	0.45
2:D:242:ALA:HB1	2:D:253:VAL:HG11	1.98	0.45
2:D:378:VAL:HG23	2:D:440:TRP:CH2	2.51	0.45
2:D:392:ILE:HA	2:D:395:LEU:CD2	2.46	0.45
2:E:281:ARG:HH22	2:E:322:THR:HB	1.81	0.45
2:E:342:GLU:HA	2:E:345:ARG:HG2	1.98	0.45
2:E:338:GLN:C	2:E:353:ASP:OD2	2.54	0.45
2:E:94:ASN:HA	2:E:221:LEU:N	2.31	0.45
2:F:152:ILE:N	2:F:152:ILE:CD1	2.74	0.45
2:F:377:GLN:O	2:F:381:GLN:HB2	2.16	0.45
2:F:41:ARG:HE	2:F:43:ARG:NH2	2.14	0.45
2:F:63:THR:OG1	2:F:66:LEU:CB	2.64	0.45
1:C:211:ILE:HG21	1:C:495:LEU:CD2	2.46	0.45
1:C:220:MET:N	1:C:220:MET:CE	2.79	0.45
1:C:458:LEU:HA	1:C:461:GLU:CB	2.46	0.45
3:G:57:ALA:HB1	3:G:133:TYR:CE1	2.51	0.45
1:C:530:ILE:HD12	1:C:536:ILE:HG13	1.97	0.45
1:A:30:VAL:HG12	1:A:31:GLY:N	2.31	0.45
1:B:476:LEU:HD12	1:B:481:ARG:HG2	1.97	0.45
2:L:85:SER:OG	2:L:86:LYS:N	2.47	0.45
2:F:82:LEU:O	2:F:111:ARG:HA	2.16	0.45
2:N:392:ILE:H	2:N:392:ILE:CD1	2.29	0.45
2:L:238:ALA:HA	2:L:241:VAL:HB	1.98	0.45
1:C:419:PHE:CD2	1:C:498:ASN:HA	2.50	0.45

*Continued on next page...*

*Continued from previous page...*

Atom-1	Atom-2	Interatomic distance (Å)	Clash overlap (Å)
2:F:32:ILE:O	2:F:76:VAL:HB	2.15	0.45
2:L:456:LYS:HD3	2:L:456:LYS:N	2.30	0.45
3:O:143:THR:CG2	3:O:146:ARG:HH11	2.30	0.45
1:J:475:ALA:HB2	4:P:98:ILE:HB	0.54	0.45
1:I:227:PRO:CD	1:I:407:TRP:O	2.62	0.45
1:J:156:ARG:O	1:J:175:LEU:CD2	2.64	0.45
1:J:24:MET:O	1:J:25:TYR:O	2.35	0.45
1:J:310:ALA:CA	1:J:320:VAL:HG11	2.45	0.45
1:J:422:ILE:HG23	1:J:422:ILE:O	2.16	0.45
1:J:457:LEU:O	1:J:461:GLU:HB2	2.17	0.45
1:K:250:VAL:HG11	1:K:281:LEU:HD23	1.97	0.45
1:K:365:ALA:HB2	1:K:380:ILE:HG13	1.98	0.45
1:J:336:GLU:HA	2:L:285:GLY:O	2.17	0.45
2:L:348:ILE:HA	2:L:424:ASN:HB2	1.98	0.45
2:L:137:THR:CG2	2:L:425:GLN:OE1	2.59	0.45
2:M:380:ASP:O	2:M:383:TYR:HB2	2.16	0.45
2:N:149:LYS:HZ2	2:N:334:GLU:HG3	1.80	0.45
2:N:163:ILE:O	2:N:166:GLN:N	2.47	0.45
2:N:205:ILE:O	2:N:208:PHE:HB2	2.15	0.45
1:A:195:VAL:HB	1:A:370:THR:CB	2.46	0.45
1:A:407:TRP:HD1	1:A:427:SER:HB3	1.81	0.45
1:B:274:ASP:HB2	1:B:281:LEU:HA	1.98	0.45
1:B:145:HIS:HE1	1:B:312:TYR:HE2	1.64	0.45
1:B:319:SER:CB	1:B:377:ALA:HB3	2.45	0.45
1:B:440:ARG:HB3	1:B:445:GLU:O	2.15	0.45
1:B:458:LEU:N	1:B:458:LEU:HD23	2.12	0.45
1:B:5:VAL:HA	1:B:64:VAL:HG23	1.97	0.45
2:D:114:ILE:HG21	2:D:237:MET:CE	2.46	0.45
2:D:315:SER:HA	2:D:316:MET:CE	2.45	0.45
2:D:37:ASP:CG	2:D:38:GLY:N	2.70	0.45
2:D:404:LEU:CD2	2:D:405:THR:H	2.30	0.45
2:E:81:ARG:HD3	2:E:113:PRO:HG3	1.98	0.45
2:E:152:ILE:HD12	2:E:152:ILE:N	2.30	0.45
2:E:259:ASP:C	2:E:261:THR:H	2.17	0.45
2:E:326:PRO:O	2:E:329:THR:HB	2.17	0.45
2:F:194:MET:HE2	2:F:234:THR:HG22	1.97	0.45
3:G:176:ILE:CG2	3:G:177:ARG:N	2.78	0.45
1:B:467:ILE:O	1:B:471:VAL:HG12	2.16	0.45
3:G:136:ALA:C	3:G:138:ILE:N	2.69	0.45
3:G:166:GLN:CA	3:G:170:PRO:HG2	2.34	0.45
3:G:67:ALA:CA	3:G:70:PHE:HE1	2.29	0.45

*Continued on next page...*

*Continued from previous page...*

Atom-1	Atom-2	Interatomic distance (Å)	Clash overlap (Å)
3:G:82:GLY:C	3:G:84:PRO:HD3	2.37	0.45
4:P:33:LEU:CA	4:P:36:LEU:HD11	2.40	0.45
2:L:101:ASP:OD1	2:L:103:LEU:HG	2.16	0.45
1:K:576:ALA:O	1:K:577:LEU:CG	2.64	0.45
1:K:522:PHE:CE2	1:K:542:LEU:HD13	2.51	0.45
2:E:174:ARG:O	2:E:178:SER:OG	2.31	0.45
1:J:54:ASP:OD1	1:J:56:SER:CB	2.60	0.45
1:I:519:ILE:HG13	1:I:520:LEU:N	2.32	0.45
1:A:179:THR:HG22	1:A:180:GLU:H	1.80	0.45
2:F:190:VAL:HB	2:F:255:VAL:CG2	2.47	0.45
3:O:61:TYR:O	3:O:65:LEU:HD13	2.16	0.45
1:I:258:ARG:HD2	1:I:258:ARG:H	1.81	0.45
1:I:436:ASP:OD1	1:I:448:PRO:HB3	2.16	0.45
1:J:205:PHE:HD1	1:J:205:PHE:O	1.99	0.45
1:J:243:LYS:HB3	1:J:244:TRP:CZ3	2.51	0.45
1:J:304:TYR:O	1:J:308:THR:OG1	2.23	0.45
1:J:32:GLU:HG3	1:J:63:PRO:HD3	1.97	0.45
1:K:349:GLY:C	1:K:350:TYR:HD1	2.20	0.45
1:K:504:ASP:O	1:K:506:TYR:N	2.49	0.45
2:L:32:ILE:N	2:L:32:ILE:CD1	2.79	0.45
2:M:120:ASN:OD1	2:M:122:VAL:CB	2.65	0.45
2:M:139:ASP:HA	2:M:143:THR:HG1	1.70	0.45
2:M:14:ILE:CD1	2:M:68:LEU:HG	2.46	0.45
2:M:349:TYR:HA	2:M:351:PRO:HD3	1.98	0.45
2:M:138:ILE:HD12	2:M:352:ILE:HD13	1.98	0.45
2:M:409:ARG:O	2:M:413:GLN:NE2	2.50	0.45
2:M:440:TRP:C	2:M:442:LEU:H	2.18	0.45
2:M:64:THR:C	2:M:66:LEU:H	2.20	0.45
1:I:263:THR:HG21	2:N:124:ARG:CB	2.45	0.45
2:N:154:SER:OG	2:N:158:LEU:HB3	2.16	0.45
1:A:257:GLU:O	1:A:258:ARG:C	2.53	0.45
1:A:307:VAL:HG13	1:A:308:THR:N	2.31	0.45
1:A:480:GLU:C	1:A:482:LEU:H	2.19	0.45
1:B:131:GLY:O	1:B:132:GLY:O	2.34	0.45
1:B:265:VAL:O	1:B:269:PHE:N	2.45	0.45
1:B:253:VAL:CG2	1:B:302:SER:HB3	2.46	0.45
2:D:152:ILE:CG1	2:D:313:ILE:HG12	2.47	0.45
2:E:18:LEU:CA	2:E:57:ILE:O	2.64	0.45
2:F:140:VAL:HG11	2:F:435:SER:HB3	1.98	0.45
2:F:153:PHE:CZ	2:F:336:GLN:NE2	2.85	0.45
2:F:97:GLY:HA2	2:F:220:PHE:CD1	2.52	0.45

*Continued on next page...*

*Continued from previous page...*

Atom-1	Atom-2	Interatomic distance (Å)	Clash overlap (Å)
2:F:323:HIS:O	2:F:326:PRO:HD2	2.17	0.45
5:A:600:ADP:O3'	2:F:360:ARG:CB	2.64	0.45
2:F:88:MET:SD	2:F:93:PHE:CZ	3.10	0.45
1:C:244:TRP:CZ2	1:C:505:ALA:HB1	2.51	0.45
3:G:130:PHE:CA	3:G:133:TYR:HD2	2.17	0.45
4:H:73:PRO:O	4:H:74:ILE:HD13	2.16	0.45
1:B:413:LEU:C	1:B:421:ALA:HB1	2.36	0.45
1:J:547:ARG:HG2	1:J:547:ARG:NH1	2.30	0.45
1:A:62:GLU:O	1:A:64:VAL:HG23	2.17	0.45
2:F:245:LEU:O	2:F:251:TYR:HB2	2.17	0.45
1:A:85:ASP:OD1	1:A:89:ARG:O	2.34	0.45
1:I:519:ILE:HG13	1:I:520:LEU:H	1.81	0.45
1:A:161:LYS:HB3	1:A:162:PRO:HD2	1.99	0.45
1:A:38:GLU:H	1:A:50:GLN:HB3	1.82	0.45
4:P:42:TYR:N	4:P:42:TYR:CD2	2.84	0.45
1:I:330:TRP:C	1:I:330:TRP:CD1	2.89	0.45
1:I:454:ILE:O	1:I:458:LEU:HG	2.16	0.45
1:I:95:ARG:HH21	1:I:100:ILE:HG22	1.81	0.45
1:J:135:LEU:HD23	1:J:136:GLY:N	2.31	0.45
1:J:241:LEU:HD22	1:J:245:SER:HB2	1.98	0.45
1:J:257:GLU:OE2	1:J:261:GLU:OE1	2.33	0.45
1:J:27:ILE:CG2	1:J:29:LYS:HG3	2.46	0.45
1:J:274:ASP:CB	1:J:281:LEU:HB2	2.46	0.45
1:J:2:ILE:O	1:J:66:SER:O	2.33	0.45
1:K:255:CYS:O	1:K:257:GLU:N	2.49	0.45
1:K:38:GLU:N	1:K:50:GLN:H	1.99	0.45
1:K:6:ILE:HG22	1:K:7:GLN:H	1.81	0.45
1:I:359:ALA:HB3	2:L:224:ALA:C	2.37	0.45
2:L:246:ALA:HB3	2:L:308:VAL:HG22	1.97	0.45
2:L:246:ALA:HA	2:L:251:TYR:H	1.82	0.45
2:L:368:LYS:HE2	2:L:376:LYS:HD2	1.97	0.45
2:L:37:ASP:CG	2:L:38:GLY:N	2.70	0.45
2:L:60:PHE:HD1	2:L:60:PHE:N	2.14	0.45
2:M:148:GLN:C	2:M:309:THR:HG21	2.36	0.45
2:M:14:ILE:HA	2:M:19:LEU:CD2	2.46	0.45
2:M:42:VAL:C	2:M:43:ARG:HG3	2.36	0.45
2:N:232:ILE:O	2:N:232:ILE:HG22	2.16	0.45
1:I:258:ARG:CA	2:N:296:GLU:OE1	2.64	0.45
2:N:116:GLY:CA	2:N:297:ARG:NH1	2.80	0.45
1:A:399:THR:O	1:A:403:VAL:HG22	2.16	0.45
1:B:198:LYS:C	1:B:199:LEU:HG	2.35	0.45

*Continued on next page...*

*Continued from previous page...*

Atom-1	Atom-2	Interatomic distance (Å)	Clash overlap (Å)
1:B:238:GLN:CB	1:B:323:MET:SD	3.00	0.45
1:B:251:VAL:HB	1:B:322:LEU:CA	2.44	0.45
1:B:327:THR:CG2	1:B:384:VAL:CG1	2.92	0.45
1:B:57:GLY:O	1:B:58:LEU:HD23	2.17	0.45
1:C:233:GLY:C	1:C:237:THR:HG23	2.37	0.45
1:C:273:THR:HG23	1:C:278:GLY:O	2.17	0.45
2:D:329:THR:C	2:D:331:TYR:N	2.57	0.45
2:D:292:ALA:HA	2:D:332:ILE:HD13	1.97	0.45
2:D:348:ILE:HD12	2:D:419:GLU:O	2.16	0.45
2:D:414:PHE:CZ	2:D:442:LEU:C	2.90	0.45
2:E:268:ARG:C	2:E:268:ARG:HD3	2.37	0.45
2:E:283:TYR:CD1	2:E:287:MET:SD	3.09	0.45
2:E:263:TYR:OH	2:E:290:ASP:OD2	2.34	0.45
2:E:31:ALA:N	2:E:47:VAL:HG23	2.31	0.45
2:E:344:HIS:HB2	2:E:351:PRO:HB3	1.98	0.45
2:E:38:GLY:CA	2:E:70:THR:HB	2.45	0.45
2:E:95:GLY:CA	2:E:230:GLU:CD	2.85	0.45
2:F:89:LEU:HD22	2:F:216:ARG:C	2.37	0.45
2:F:256:ILE:CD1	2:F:311:ILE:HB	2.46	0.45
2:F:151:PRO:N	2:F:311:ILE:HG23	2.31	0.45
1:C:135:LEU:HD21	1:C:149:VAL:CG2	2.47	0.45
2:E:381:GLN:CD	2:E:451:LEU:HB3	2.36	0.45
3:G:81:LEU:O	3:G:84:PRO:CD	2.64	0.45
4:P:32:LEU:N	4:P:32:LEU:CD2	2.69	0.45
1:I:121:PRO:CG	1:I:160:VAL:HG13	2.47	0.45
2:M:185:GLU:HG2	2:M:252:HIS:NE2	2.31	0.45
1:B:30:VAL:CG2	1:B:49:VAL:HG11	2.46	0.45
1:I:31:GLY:C	1:I:33:GLU:H	2.20	0.45
1:C:156:ARG:CB	1:C:176:GLU:HB3	2.43	0.45
1:B:21:GLY:O	2:E:67:ASP:CB	2.64	0.45
2:E:132:GLN:C	2:E:132:GLN:CD	2.75	0.45
2:E:132:GLN:HE21	2:E:432:ILE:H	1.64	0.45
2:N:8:TYR:HE2	2:N:24:ALA:CB	2.30	0.45
2:N:192:ALA:HB3	2:N:257:LEU:HD23	1.98	0.45
1:A:441:GLU:HA	1:A:441:GLU:OE1	2.17	0.45
1:A:229:PRO:HD2	1:A:232:SER:HB2	1.99	0.45
3:O:122:TYR:HA	3:O:125:GLU:HG2	1.99	0.45
3:O:32:ARG:HD3	3:O:157:THR:HB	1.99	0.45
3:O:50:ARG:HH21	3:O:140:VAL:HG22	1.82	0.45
1:I:199:LEU:CD2	1:I:367:LYS:HE3	2.45	0.45
1:I:2:ILE:N	1:I:2:ILE:CD1	2.79	0.45

*Continued on next page...*



*Continued from previous page...*

Atom-1	Atom-2	Interatomic distance (Å)	Clash overlap (Å)
1:I:350:TYR:CB	1:I:351:PRO:HD2	2.40	0.45
1:I:448:PRO:HA	1:I:451:ARG:HG3	1.98	0.45
1:I:418:HIS:CA	1:I:496:GLN:HG2	2.32	0.45
1:J:212:LEU:HD13	1:J:212:LEU:HA	1.77	0.45
1:J:216:PHE:O	1:J:407:TRP:CZ2	2.61	0.45
1:J:265:VAL:O	1:J:269:PHE:N	2.47	0.45
1:J:431:PHE:O	1:J:432:THR:C	2.54	0.45
1:K:139:PRO:O	1:K:140:GLU:HB2	2.16	0.45
1:K:16:ALA:HB2	1:K:64:VAL:HG21	1.98	0.45
1:K:188:PRO:O	1:K:189:VAL:HG13	2.17	0.45
1:K:207:THR:HG22	1:K:212:LEU:HD22	1.98	0.45
1:K:215:LEU:HD13	1:K:216:PHE:N	2.32	0.45
1:K:83:ILE:HG12	1:K:287:LEU:HD12	1.99	0.45
1:K:294:MET:CE	1:K:294:MET:HA	2.46	0.45
1:K:311:GLU:HA	1:K:314:ARG:HB3	1.98	0.45
1:K:371:LEU:O	1:K:371:LEU:HD23	2.16	0.45
1:K:41:ARG:HA	2:N:15:SER:OG	2.16	0.45
1:K:488:ARG:NH1	1:K:489:ILE:HD11	2.30	0.45
1:K:84:TYR:C	1:K:85:ASP:OD1	2.55	0.45
2:L:239:LEU:HD21	2:L:297:ARG:CG	2.47	0.45
2:L:291:LEU:HA	2:L:294:ILE:HD12	1.98	0.45
2:L:320:ASP:OD1	2:L:323:HIS:N	2.50	0.45
2:L:378:VAL:HG23	2:L:440:TRP:CH2	2.51	0.45
2:L:448:GLN:HG2	2:L:463:TYR:CZ	2.52	0.45
2:L:60:PHE:HA	2:L:229:ILE:HG21	1.98	0.45
2:L:38:GLY:HA2	2:L:70:THR:OG1	2.17	0.45
2:M:149:LYS:HZ1	2:M:332:ILE:C	2.18	0.45
2:M:298:ALA:CB	2:M:310:GLN:NE2	2.79	0.45
2:N:316:MET:SD	2:N:320:ASP:O	2.74	0.45
2:N:163:ILE:CD1	2:N:352:ILE:HD11	2.46	0.45
1:A:234:LYS:CB	5:A:600:ADP:O1B	2.64	0.45
1:B:272:LEU:HD22	1:B:281:LEU:HD23	1.98	0.45
1:B:302:SER:O	1:B:303:ILE:C	2.53	0.45
1:B:327:THR:O	1:B:330:TRP:N	2.49	0.45
1:B:436:ASP:N	1:B:437:PRO:CD	2.79	0.45
2:D:238:ALA:HA	2:D:241:VAL:HB	1.99	0.45
2:D:186:PRO:CG	2:D:251:TYR:HB3	2.46	0.45
1:A:347:GLU:CB	2:D:268:ARG:HG3	2.45	0.45
2:D:300:VAL:CG1	2:D:307:SER:HB3	2.46	0.45
2:E:324:PRO:HB3	2:E:328:LEU:CG	2.46	0.45
2:F:131:ILE:HG22	2:F:132:GLN:N	2.31	0.45

*Continued on next page...*

*Continued from previous page...*

Atom-1	Atom-2	Interatomic distance (Å)	Clash overlap (Å)
2:F:163:ILE:CD1	2:F:352:ILE:HD11	2.47	0.45
1:A:332:GLU:OE1	2:F:285:GLY:O	2.35	0.45
2:F:152:ILE:CB	2:F:313:ILE:HG23	2.39	0.45
2:F:163:ILE:HD13	2:F:352:ILE:HD11	1.99	0.45
3:G:201:ILE:HG13	3:G:204:ARG:HH12	1.82	0.45
4:H:28:GLU:CG	4:H:29:ALA:N	2.77	0.45
4:H:30:GLN:CA	4:H:33:LEU:HG	2.46	0.45
1:A:269:PHE:N	1:A:270:PRO:CD	2.80	0.45
1:A:281:LEU:HD11	1:A:284:ARG:CZ	2.47	0.45
1:C:134:VAL:HB	1:C:146:LYS:HE2	1.99	0.45
1:C:125:PRO:HG3	1:C:159:GLU:HA	1.98	0.45
2:E:386:TYR:CD1	2:E:418:PHE:HB3	2.51	0.45
2:D:208:PHE:CE2	2:D:217:SER:HB2	2.52	0.45
4:P:33:LEU:N	4:P:33:LEU:HD23	2.31	0.45
1:J:530:ILE:CG2	1:J:539:ILE:HD11	2.44	0.45
1:C:410:ASP:CB	1:C:413:LEU:HD13	2.47	0.45
1:I:7:GLN:CD	1:I:17:LYS:HB3	2.37	0.45
1:B:416:ARG:O	1:B:417:ARG:CB	2.64	0.45
1:A:202:ASN:N	1:A:202:ASN:HD22	2.11	0.45
1:K:348:GLU:N	1:K:348:GLU:CD	2.70	0.45
1:I:257:GLU:HG3	1:I:325:ASP:CG	2.37	0.45
1:I:410:ASP:HB3	1:I:413:LEU:CD1	2.40	0.45
1:I:477:GLN:HB3	1:I:480:GLU:CD	2.37	0.45
1:J:107:VAL:HG22	1:J:108:VAL:N	2.30	0.45
1:J:367:LYS:HA	1:J:367:LYS:HD3	1.73	0.45
1:J:17:LYS:HB3	1:J:46:THR:HB	1.98	0.45
1:K:302:SER:O	1:K:305:VAL:HG23	2.17	0.45
1:K:379:THR:O	1:K:380:ILE:HD13	2.16	0.45
1:K:518:MET:HB3	1:K:548:ILE:CD1	2.47	0.45
2:L:300:VAL:CG1	2:L:307:SER:HB3	2.46	0.45
2:L:432:ILE:HD13	2:L:432:ILE:O	2.17	0.45
2:M:126:LYS:CE	2:M:364:ASN:HB3	2.47	0.45
2:M:218:VAL:CG1	2:M:220:PHE:CE2	2.98	0.45
2:M:232:ILE:H	2:M:232:ILE:HD12	1.81	0.45
2:M:272:ALA:C	2:M:274:ARG:N	2.70	0.45
2:M:277:ILE:HD11	3:O:192:PHE:CA	2.36	0.45
2:M:443:LEU:HD22	2:M:446:LEU:HD12	1.99	0.45
2:N:344:HIS:CB	2:N:351:PRO:HG3	2.46	0.45
1:B:258:ARG:O	1:B:262:MET:N	2.42	0.45
1:B:304:TYR:O	1:B:307:VAL:HG13	2.16	0.45
1:B:439:TYR:CG	1:B:447:TYR:HE2	2.34	0.45

*Continued on next page...*

*Continued from previous page...*

Atom-1	Atom-2	Interatomic distance (Å)	Clash overlap (Å)
1:B:563:PHE:C	1:B:563:PHE:CD1	2.89	0.45
1:B:55:THR:CA	1:B:58:LEU:HD11	2.47	0.45
1:B:55:THR:O	1:B:58:LEU:HG	2.16	0.45
1:C:24:MET:HB3	2:F:66:LEU:H	1.82	0.45
1:C:260:ASN:C	1:C:262:MET:N	2.68	0.45
1:C:35:LEU:HD23	1:C:35:LEU:N	2.31	0.45
2:D:258:THR:CA	2:D:260:MET:HE1	2.45	0.45
2:D:239:LEU:HD13	2:D:297:ARG:HD2	1.98	0.45
2:D:142:ASN:ND2	2:D:358:LEU:HA	2.31	0.45
1:C:101:TYR:CD2	2:E:119:LEU:HA	2.51	0.45
2:E:161:ASN:O	2:E:165:ALA:HB2	2.17	0.45
2:E:256:ILE:HG22	2:E:257:LEU:O	2.16	0.45
2:E:294:ILE:CD1	2:E:294:ILE:N	2.79	0.45
2:E:295:TYR:HA	2:E:310:GLN:NE2	2.30	0.45
1:C:197:ARG:HH12	1:C:198:LYS:HB3	1.82	0.45
1:C:354:LEU:O	1:C:356:ALA:N	2.49	0.45
2:E:412:LEU:O	2:E:414:PHE:N	2.49	0.45
3:G:76:VAL:HB	4:H:15:LEU:HD23	1.97	0.45
4:H:4:ILE:C	4:H:4:ILE:CD1	2.83	0.45
3:G:94:GLU:HG2	3:G:95:ASN:N	2.31	0.45
1:A:31:GLY:HA3	1:A:58:LEU:CD2	2.46	0.45
1:I:30:VAL:HG12	1:I:31:GLY:N	2.31	0.45
1:K:566:ALA:O	1:K:569:GLU:N	2.50	0.45
1:I:38:GLU:H	1:I:50:GLN:HB3	1.82	0.45
1:I:179:THR:HG22	1:I:180:GLU:H	1.80	0.45
3:O:153:GLU:O	3:O:157:THR:HG23	2.16	0.45
4:P:73:PRO:O	4:P:74:ILE:HD13	2.17	0.45
1:I:20:LEU:O	1:I:20:LEU:HG	2.16	0.45
1:I:238:GLN:HA	1:I:241:LEU:CG	2.45	0.45
1:I:488:ARG:HA	1:I:491:ARG:CZ	2.46	0.45
1:J:149:VAL:HA	1:J:150:PRO:HD3	1.77	0.45
1:J:222:GLY:HA3	1:J:431:PHE:HZ	1.81	0.45
1:J:23:ARG:HH21	1:J:70:PRO:CG	2.29	0.45
1:J:406:PHE:N	1:J:428:TYR:O	2.23	0.45
1:J:470:LEU:HD12	1:J:471:VAL:HG12	1.98	0.45
1:J:75:LEU:HD13	1:J:312:TYR:CD1	2.51	0.45
1:K:239:GLN:O	1:K:239:GLN:HG2	2.16	0.45
1:K:74:GLU:OE1	1:K:111:LEU:HB3	2.17	0.45
2:L:154:SER:O	2:L:316:MET:SD	2.74	0.45
2:L:260:MET:H	2:L:314:LEU:CB	2.29	0.45
2:L:327:ASP:O	2:L:328:LEU:C	2.54	0.45

*Continued on next page...*

*Continued from previous page...*

Atom-1	Atom-2	Interatomic distance (Å)	Clash overlap (Å)
2:L:349:TYR:N	2:L:424:ASN:OD1	2.50	0.45
2:L:60:PHE:N	2:L:60:PHE:CD1	2.84	0.45
1:A:39:ILE:HD12	1:A:47:ALA:HB1	1.98	0.45
1:A:401:ARG:HH22	2:D:161:ASN:HD21	1.64	0.45
1:A:477:GLN:O	1:A:481:ARG:NH2	2.45	0.45
1:B:14:VAL:HG21	1:B:51:VAL:HG21	1.98	0.45
1:B:32:GLU:HG3	1:B:63:PRO:HD3	1.99	0.45
1:B:344:MET:SD	1:B:344:MET:O	2.74	0.45
1:B:362:TYR:C	1:B:364:ARG:H	2.20	0.45
1:B:226:ILE:O	1:B:384:VAL:O	2.34	0.45
1:B:400:LEU:O	1:B:401:ARG:C	2.53	0.45
1:B:438:TRP:O	1:B:438:TRP:CE3	2.69	0.45
1:B:448:PRO:HA	1:B:451:ARG:CG	2.47	0.45
1:C:232:SER:OG	1:C:232:SER:O	2.34	0.45
1:C:327:THR:N	1:C:383:ALA:O	2.49	0.45
2:D:48:ILE:CG2	2:D:274:ARG:CZ	2.94	0.45
1:B:293:ASN:OD1	2:D:296:GLU:HG3	2.16	0.45
2:D:20:PHE:CE2	2:D:56:VAL:HG22	2.51	0.45
2:E:151:PRO:HA	2:E:312:PRO:HB2	1.99	0.45
1:C:9:ILE:O	2:E:49:GLU:HA	2.17	0.45
2:F:144:LEU:CG	2:F:145:VAL:N	2.79	0.45
1:C:363:GLU:OE2	2:F:196:ILE:O	2.35	0.45
2:F:436:LEU:O	2:F:439:ALA:HB3	2.16	0.45
1:C:486:VAL:HG13	1:C:490:ILE:HD11	1.99	0.45
4:P:70:VAL:CG1	4:P:71:LEU:H	2.30	0.45
3:G:83:VAL:N	3:G:84:PRO:HD3	2.32	0.45
2:L:88:MET:CA	2:L:91:ARG:HG2	2.47	0.45
1:A:363:GLU:CG	1:A:363:GLU:O	2.64	0.45
1:J:509:MET:C	1:J:511:LYS:H	2.20	0.45
2:E:372:ARG:HH12	2:E:437:GLN:N	2.15	0.45
3:O:196:ARG:O	3:O:200:LYS:HG2	2.16	0.45
3:O:141:ALA:O	3:O:145:THR:OG1	2.19	0.45
1:A:446:ASP:O	1:A:449:GLU:HB2	2.16	0.45
1:B:118:ALA:HB2	1:B:165:GLU:OE2	2.17	0.45
2:L:205:ILE:N	2:L:205:ILE:HD13	2.32	0.45
3:O:67:ALA:N	3:O:122:TYR:CE2	2.83	0.45
3:O:60:ALA:O	3:O:63:ALA:N	2.50	0.45
4:P:90:MET:O	4:P:94:VAL:HG22	2.17	0.45
1:I:8:LYS:HB3	1:I:15:ILE:HB	1.99	0.45
1:I:220:MET:O	1:I:377:ALA:CB	2.64	0.45
1:I:291:THR:OG1	1:I:294:MET:HG3	2.17	0.45

*Continued on next page...*

*Continued from previous page...*

Atom-1	Atom-2	Interatomic distance (Å)	Clash overlap (Å)
1:J:210:ARG:HH11	1:J:210:ARG:HG3	1.82	0.45
1:J:288:ILE:HG12	1:J:305:VAL:HG11	1.98	0.45
1:J:228:GLY:HA2	1:J:409:LEU:CD2	2.46	0.45
1:J:59:LYS:O	1:J:60:VAL:C	2.55	0.45
1:J:83:ILE:C	1:J:84:TYR:CD2	2.89	0.45
1:J:83:ILE:HG13	1:J:287:LEU:HD12	1.99	0.45
1:K:167:THR:C	1:K:183:MET:SD	2.95	0.45
1:K:337:ILE:O	1:K:343:GLU:OE2	2.34	0.45
1:K:437:PRO:O	1:K:441:GLU:CD	2.55	0.45
1:K:450:LEU:O	1:K:454:ILE:CG1	2.64	0.45
1:K:6:ILE:HD12	1:K:62:GLU:H	1.82	0.45
1:K:92:GLU:O	1:K:95:ARG:HB3	2.16	0.45
2:L:230:GLU:O	2:L:234:THR:N	2.45	0.45
2:L:185:GLU:HA	2:L:252:HIS:HD2	1.82	0.45
2:L:43:ARG:HH12	2:L:65:GLY:CA	2.30	0.45
2:L:28:ALA:CA	2:L:50:VAL:HG11	2.47	0.45
2:M:158:LEU:CD1	2:M:159:PRO:HD2	2.45	0.45
2:M:332:ILE:CG1	2:M:333:THR:H	2.15	0.45
2:M:338:GLN:HG2	2:M:340:SER:H	1.80	0.45
2:N:33:VAL:O	2:N:44:GLY:C	2.55	0.45
3:O:185:GLN:OE1	3:O:188:ARG:CD	2.65	0.45
1:A:251:VAL:HG12	1:A:288:ILE:HD11	1.99	0.45
1:B:173:VAL:CG1	1:B:174:VAL:H	2.29	0.45
1:B:196:GLN:HB2	1:B:196:GLN:HE21	1.57	0.45
1:C:269:PHE:O	1:C:271:GLU:N	2.50	0.45
1:C:34:GLY:C	1:C:36:VAL:H	2.19	0.45
2:D:260:MET:H	2:D:314:LEU:HB3	1.81	0.45
2:D:440:TRP:HB3	2:D:463:TYR:O	2.17	0.45
2:D:67:ASP:OD2	2:D:67:ASP:N	2.50	0.45
2:D:88:MET:HA	2:D:91:ARG:HG2	1.98	0.45
2:F:232:ILE:N	2:F:232:ILE:CD1	2.80	0.45
2:F:282:GLY:O	2:F:283:TYR:CD1	2.70	0.45
2:F:239:LEU:HD22	2:F:310:GLN:NE2	2.31	0.45
1:C:83:ILE:O	1:C:90:PRO:HA	2.16	0.45
2:E:107:THR:HA	2:E:108:PRO:HD2	1.62	0.45
1:C:481:ARG:O	1:C:484:ILE:HB	2.17	0.45
1:B:536:ILE:O	1:B:540:LEU:CG	2.61	0.45
2:F:413:GLN:C	2:F:413:GLN:HE21	2.19	0.45
2:M:372:ARG:NH1	2:M:437:GLN:N	2.65	0.45
1:K:528:ALA:HA	1:K:531:LYS:HB3	1.99	0.45
2:N:128:GLU:HA	2:N:365:GLY:HA3	1.99	0.45

*Continued on next page...*

*Continued from previous page...*

Atom-1	Atom-2	Interatomic distance (Å)	Clash overlap (Å)
3:O:143:THR:O	3:O:147:LEU:CD1	2.65	0.45
1:I:241:LEU:HD12	1:I:323:MET:SD	2.57	0.45
1:I:299:ARG:NH2	2:N:288:TYR:CD2	2.85	0.45
1:I:322:LEU:O	1:I:380:ILE:HG23	2.16	0.45
1:I:345:PRO:HD2	3:O:197:ILE:HD11	1.98	0.45
1:I:462:ALA:HA	1:I:465:GLN:CB	2.45	0.45
1:J:211:ILE:O	1:J:215:LEU:HD22	2.16	0.45
1:J:24:MET:SD	2:M:14:ILE:CG2	3.05	0.45
1:J:336:GLU:O	1:J:339:SER:OG	2.35	0.45
1:J:45:ASP:CG	1:J:45:ASP:O	2.56	0.45
1:J:62:GLU:O	1:J:64:VAL:N	2.49	0.45
1:J:76:GLY:HA2	1:J:312:TYR:OH	2.17	0.45
1:K:119:TRP:CD1	1:K:172:VAL:HG11	2.51	0.45
1:K:263:THR:OG1	2:M:124:ARG:CZ	2.65	0.45
1:K:6:ILE:HB	1:K:61:GLY:C	2.37	0.45
2:L:135:ILE:HG23	2:L:425:GLN:CD	2.37	0.45
2:L:371:THR:O	2:L:372:ARG:O	2.34	0.45
2:L:375:HIS:HA	2:L:378:VAL:HB	1.99	0.45
2:L:443:LEU:O	2:L:446:LEU:HD23	2.17	0.45
2:M:208:PHE:C	2:M:210:ARG:N	2.71	0.45
2:M:208:PHE:O	2:M:211:THR:N	2.49	0.45
2:M:209:GLU:HG2	2:M:214:LEU:CD2	2.47	0.45
2:M:341:ARG:O	2:M:345:ARG:CD	2.65	0.45
2:N:344:HIS:CG	2:N:344:HIS:O	2.69	0.45
3:O:163:ALA:O	3:O:166:GLN:N	2.42	0.45
3:O:11:LEU:HD13	3:O:183:LEU:HD11	1.96	0.45
1:A:215:LEU:C	1:A:217:PRO:CD	2.85	0.45
1:A:8:LYS:HD3	1:A:8:LYS:O	2.14	0.45
1:B:362:TYR:C	1:B:364:ARG:N	2.70	0.45
1:C:384:VAL:HG13	1:C:395:VAL:HG12	1.99	0.45
1:C:393:GLU:HG2	1:C:395:VAL:N	2.31	0.45
1:C:15:ILE:HG21	1:C:48:PHE:CE2	2.51	0.45
1:C:80:LEU:HD12	1:C:140:GLU:OE1	2.16	0.45
2:D:256:ILE:HG12	2:D:311:ILE:HB	1.99	0.45
2:D:32:ILE:HD13	2:D:32:ILE:H	1.80	0.45
2:D:31:ALA:CB	2:D:47:VAL:HG21	2.45	0.45
2:E:124:ARG:HG3	2:E:124:ARG:O	2.16	0.45
2:E:202:SER:CA	2:E:205:ILE:HG13	2.47	0.45
2:E:209:GLU:HG2	2:E:214:LEU:HD22	1.99	0.45
2:E:270:ILE:O	2:E:272:ALA:N	2.50	0.45
2:E:158:LEU:HD21	2:E:341:ARG:HE	1.82	0.45

*Continued on next page...*

*Continued from previous page...*

Atom-1	Atom-2	Interatomic distance (Å)	Clash overlap (Å)
2:E:62:GLU:N	2:E:62:GLU:OE1	2.46	0.45
2:F:325:ILE:HG22	2:F:326:PRO:N	2.32	0.45
2:F:389:GLY:O	2:F:390:VAL:C	2.54	0.45
2:F:46:GLN:HG2	2:F:47:VAL:N	2.32	0.45
1:C:454:ILE:CG2	1:C:457:LEU:HD12	2.46	0.45
3:G:53:LEU:HB3	3:G:132:ARG:CB	2.46	0.45
1:A:151:PRO:O	1:A:152:ASP:HB2	2.17	0.45
2:M:82:LEU:O	2:M:112:LEU:HD23	2.17	0.45
1:B:501:HIS:CE1	1:B:503:VAL:HG13	2.52	0.45
4:P:59:VAL:O	4:P:63:MET:HG2	2.17	0.45
1:J:260:ASN:O	1:J:264:ASP:OD1	2.35	0.45
1:A:6:ILE:HD12	1:A:62:GLU:CB	2.46	0.45
1:J:530:ILE:HA	1:J:534:VAL:O	2.17	0.45
1:I:31:GLY:CA	1:I:58:LEU:HD21	2.47	0.45
1:I:6:ILE:CD1	1:I:58:LEU:HD11	2.46	0.45
1:I:6:ILE:HD12	1:I:62:GLU:N	2.32	0.45
2:F:246:ALA:CA	2:F:251:TYR:O	2.65	0.45
1:C:73:VAL:HG23	1:C:88:GLN:HB2	1.98	0.45
1:A:137:THR:O	1:A:137:THR:HG23	2.17	0.45
3:O:80:ALA:O	3:O:82:GLY:N	2.50	0.45
1:I:257:GLU:O	1:I:258:ARG:C	2.54	0.45
1:I:2:ILE:N	1:I:2:ILE:HD12	2.32	0.45
1:I:328:SER:HG	1:I:384:VAL:HG13	1.82	0.45
1:I:220:MET:HB3	1:I:367:LYS:HZ2	1.82	0.45
1:I:473:PRO:C	1:I:476:LEU:HG	2.37	0.45
1:J:138:VAL:HG23	1:J:147:ILE:HD13	1.99	0.45
1:J:365:ALA:HA	1:J:378:VAL:CG2	2.47	0.45
1:J:386:PRO:HB2	1:J:390:ASP:OD1	2.17	0.45
1:J:85:ASP:OD1	1:J:85:ASP:C	2.54	0.45
1:K:30:VAL:HG12	1:K:31:GLY:N	2.32	0.45
1:K:229:PRO:HA	1:K:386:PRO:O	2.17	0.45
1:K:30:VAL:HA	1:K:64:VAL:HA	1.99	0.45
2:L:324:PRO:O	2:L:328:LEU:CG	2.63	0.45
2:L:381:GLN:O	2:L:383:TYR:N	2.50	0.45
2:L:24:ALA:HB1	2:L:55:ALA:HB2	1.95	0.45
2:M:239:LEU:HD11	2:M:297:ARG:HB2	1.99	0.45
2:M:400:GLY:C	2:M:402:ASP:N	2.69	0.45
2:N:144:LEU:HG	2:N:145:VAL:N	2.32	0.45
2:N:195:GLY:HA3	2:N:231:ARG:HH21	1.82	0.45
2:N:292:ALA:HA	2:N:296:GLU:OE2	2.16	0.45
2:N:323:HIS:CG	2:N:324:PRO:CD	2.99	0.45

*Continued on next page...*

*Continued from previous page...*

Atom-1	Atom-2	Interatomic distance (Å)	Clash overlap (Å)
2:N:166:GLN:HE22	2:N:350:PRO:HG2	1.75	0.45
1:A:293:ASN:HB2	2:F:293:THR:CG2	2.47	0.45
1:B:205:PHE:CE1	1:B:207:THR:CA	2.95	0.45
1:B:214:VAL:CB	1:B:215:LEU:HD12	2.45	0.45
1:B:216:PHE:HB3	1:B:429:SER:CB	2.47	0.45
1:B:272:LEU:HB2	1:B:281:LEU:N	2.30	0.45
1:B:44:GLY:O	2:E:68:LEU:CD1	2.62	0.45
1:B:80:LEU:H	1:B:80:LEU:CD2	2.28	0.45
2:D:246:ALA:HB3	2:D:308:VAL:HG22	1.96	0.45
2:D:253:VAL:CG2	2:D:308:VAL:HG22	2.46	0.45
2:D:337:ILE:CD1	2:D:357:SER:HB3	2.45	0.45
2:D:381:GLN:HA	2:D:453:ARG:CB	2.47	0.45
2:E:260:MET:HE1	2:E:313:ILE:N	2.30	0.45
2:E:42:VAL:HG12	2:E:43:ARG:N	2.31	0.45
2:E:378:VAL:CG2	2:E:440:TRP:CZ2	2.99	0.45
2:F:267:LEU:O	2:F:270:ILE:CD1	2.65	0.45
3:G:176:ILE:HD13	3:G:176:ILE:O	2.16	0.45
4:H:66:ARG:CD	4:H:68:LEU:HD11	2.46	0.45
1:C:195:VAL:HG12	1:C:314:ARG:NH2	2.32	0.45
1:C:436:ASP:N	1:C:436:ASP:OD1	2.46	0.45
2:E:414:PHE:HE2	2:E:443:LEU:HD23	1.82	0.45
3:G:104:LEU:C	3:G:104:LEU:HD12	2.37	0.45
3:G:105:LYS:CG	3:G:142:ASN:ND2	2.62	0.45
3:G:165:GLU:HA	3:G:169:ILE:CD1	2.45	0.45
4:P:60:GLU:HA	4:P:63:MET:CG	2.40	0.45
2:L:189:VAL:O	2:L:217:SER:CB	2.65	0.45
1:C:539:ILE:H	1:C:539:ILE:HD12	1.79	0.45
1:A:31:GLY:C	1:A:33:GLU:H	2.19	0.45
1:C:527:GLU:O	1:C:531:LYS:HB2	2.17	0.45
2:L:365:GLY:HA2	2:L:370:LYS:HE2	1.99	0.45
1:J:126:GLY:N	1:J:157:VAL:O	2.50	0.45
4:P:85:ASP:OD1	4:P:86:VAL:N	2.49	0.44
1:I:258:ARG:HD3	1:I:261:GLU:OE1	2.17	0.44
1:I:410:ASP:OD1	1:I:411:ALA:N	2.49	0.44
1:J:135:LEU:CD2	1:J:136:GLY:N	2.80	0.44
1:K:125:PRO:HG3	1:K:159:GLU:HA	1.99	0.44
1:K:140:GLU:HG2	1:K:141:PHE:HD1	1.82	0.44
1:K:197:ARG:HH12	1:K:198:LYS:HB3	1.82	0.44
1:K:189:VAL:CB	1:K:304:TYR:HB3	2.24	0.44
1:K:354:LEU:C	1:K:356:ALA:N	2.69	0.44
2:L:234:THR:CB	2:L:235:PRO:HD3	2.39	0.44

*Continued on next page...*



*Continued from previous page...*

Atom-1	Atom-2	Interatomic distance (Å)	Clash overlap (Å)
2:L:343:LEU:H	2:L:343:LEU:HG	1.51	0.44
2:L:49:GLU:HB3	2:L:56:VAL:CG2	2.46	0.44
2:M:130:PHE:CE1	2:M:143:THR:CG2	3.01	0.44
2:M:197:THR:O	2:M:201:LEU:CB	2.63	0.44
1:I:91:LEU:CD2	2:N:120:ASN:OD1	2.65	0.44
2:N:159:PRO:HG3	2:N:351:PRO:CG	2.36	0.44
1:A:313:PHE:C	1:A:318:PHE:HB2	2.37	0.44
1:A:393:GLU:HG3	1:A:395:VAL:N	2.32	0.44
1:B:211:ILE:HG21	1:B:422:ILE:CG2	2.31	0.44
1:B:327:THR:HG21	1:B:384:VAL:CG1	2.47	0.44
1:C:257:GLU:OE2	1:C:325:ASP:HB3	2.17	0.44
2:D:100:ILE:HG22	2:D:100:ILE:O	2.16	0.44
2:D:117:LEU:HD23	2:D:117:LEU:HA	1.86	0.44
2:D:125:ARG:O	2:D:127:PRO:HD3	2.17	0.44
2:D:38:GLY:HA2	2:D:70:THR:OG1	2.16	0.44
2:E:263:TYR:O	2:E:267:LEU:HB3	2.16	0.44
2:F:233:LEU:C	2:F:235:PRO:HD2	2.38	0.44
1:C:206:LEU:HD21	1:C:217:PRO:HB2	1.99	0.44
1:C:454:ILE:O	1:C:457:LEU:HB2	2.16	0.44
1:C:450:LEU:HB3	1:C:520:LEU:HD11	1.99	0.44
3:O:148:LYS:NZ	4:P:70:VAL:HG13	2.32	0.44
1:B:470:LEU:HD12	1:B:471:VAL:HG12	1.99	0.44
3:G:127:SER:OG	4:H:16:ALA:HB2	2.16	0.44
4:H:19:GLU:HG3	4:H:19:GLU:O	2.17	0.44
4:H:51:LEU:HD22	4:H:51:LEU:H	1.80	0.44
1:I:156:ARG:NH1	1:I:176:GLU:OE1	2.50	0.44
2:D:204:PHE:C	2:D:206:GLN:H	2.19	0.44
1:C:576:ALA:O	1:C:577:LEU:CG	2.64	0.44
2:N:458:HIS:HA	2:N:461:LYS:CG	2.47	0.44
1:I:225:ALA:CA	1:I:381:VAL:HG13	2.45	0.44
1:J:414:ALA:O	1:J:416:ARG:N	2.50	0.44
2:L:183:LYS:HB3	2:L:183:LYS:HZ2	1.81	0.44
2:F:190:VAL:HB	2:F:255:VAL:HG22	1.99	0.44
1:I:441:GLU:HA	1:I:441:GLU:OE1	2.17	0.44
1:I:233:GLY:HA2	5:I:600:ADP:C8	2.52	0.44
1:I:490:ILE:HA	1:I:494:PHE:CB	2.47	0.44
1:J:123:VAL:C	1:J:124:LYS:CG	2.86	0.44
1:J:197:ARG:HD2	1:J:197:ARG:HA	1.75	0.44
1:J:269:PHE:CZ	1:J:285:THR:CG2	2.88	0.44
1:J:195:VAL:CG1	1:J:314:ARG:HH11	2.30	0.44
1:J:24:MET:SD	1:J:42:LEU:CD1	3.05	0.44

*Continued on next page...*

*Continued from previous page...*

Atom-1	Atom-2	Interatomic distance (Å)	Clash overlap (Å)
1:J:55:THR:CA	1:J:58:LEU:HD11	2.48	0.44
1:J:32:GLU:CD	1:J:62:GLU:OE1	2.56	0.44
1:K:258:ARG:NH1	2:M:331:TYR:CB	2.80	0.44
1:K:148:LEU:HD12	1:K:312:TYR:CD1	2.53	0.44
1:K:439:TYR:C	1:K:441:GLU:H	2.20	0.44
1:K:14:VAL:HB	1:K:51:VAL:HG23	1.98	0.44
1:K:5:VAL:C	1:K:64:VAL:HG23	2.38	0.44
2:L:141:MET:SD	2:L:382:LEU:HB2	2.57	0.44
2:L:222:ASN:O	2:L:222:ASN:OD1	2.35	0.44
1:J:258:ARG:NH1	2:L:333:THR:O	2.50	0.44
2:L:408:ASP:OD2	2:L:409:ARG:N	2.50	0.44
2:M:135:ILE:HG13	2:M:166:GLN:HE21	1.81	0.44
2:M:162:GLU:O	2:M:165:ALA:HB3	2.17	0.44
2:M:227:PRO:O	2:M:228:THR:C	2.55	0.44
2:M:323:HIS:O	2:M:327:ASP:HB3	2.18	0.44
2:M:404:LEU:HB2	2:M:409:ARG:HH21	1.82	0.44
2:N:134:GLY:O	2:N:135:ILE:HG12	2.17	0.44
2:N:144:LEU:CD1	2:N:145:VAL:H	2.27	0.44
2:N:239:LEU:HB2	2:N:297:ARG:CZ	2.47	0.44
2:N:349:TYR:HA	2:N:351:PRO:CD	2.47	0.44
2:N:163:ILE:HD13	2:N:352:ILE:HD11	1.99	0.44
1:A:259:GLY:H	2:F:296:GLU:CG	2.31	0.44
1:A:303:ILE:HD13	1:A:330:TRP:CD2	2.52	0.44
1:A:341:LEU:HB3	1:A:343:GLU:CG	2.46	0.44
1:B:77:PRO:HB3	1:B:145:HIS:ND1	2.32	0.44
1:B:168:VAL:O	1:B:182:LYS:HB3	2.17	0.44
1:B:197:ARG:HB3	1:B:199:LEU:CD2	2.47	0.44
1:B:217:PRO:O	1:B:218:VAL:CG1	2.65	0.44
1:B:249:VAL:CG1	1:B:320:VAL:HA	2.46	0.44
2:D:261:THR:O	2:D:265:GLU:HG3	2.16	0.44
2:D:239:LEU:HD11	2:D:297:ARG:HG3	1.99	0.44
2:D:324:PRO:O	2:D:328:LEU:CG	2.65	0.44
2:D:291:LEU:HD23	2:D:328:LEU:HD13	1.96	0.44
2:E:256:ILE:HD12	2:E:256:ILE:N	2.32	0.44
1:C:291:THR:CG2	2:E:296:GLU:OE2	2.64	0.44
2:E:340:SER:C	2:E:342:GLU:H	2.21	0.44
2:E:348:ILE:CG2	2:E:424:ASN:HB2	2.47	0.44
2:F:155:GLY:H	2:F:158:LEU:HD22	1.81	0.44
2:F:281:ARG:HB3	2:F:324:PRO:HG3	1.99	0.44
2:F:392:ILE:O	2:F:396:VAL:HB	2.16	0.44
2:F:460:GLY:O	2:F:463:TYR:N	2.47	0.44

*Continued on next page...*

*Continued from previous page...*

Atom-1	Atom-2	Interatomic distance (Å)	Clash overlap (Å)
2:F:47:VAL:O	2:F:47:VAL:HG12	2.18	0.44
4:H:33:LEU:CA	4:H:36:LEU:CD1	2.89	0.44
1:C:199:LEU:HD21	1:C:369:ILE:CG2	2.47	0.44
1:C:369:ILE:CA	1:C:375:GLU:HG3	2.47	0.44
2:D:208:PHE:CA	2:D:213:ALA:HB3	2.45	0.44
1:A:263:THR:HG21	2:F:124:ARG:CB	2.47	0.44
1:C:126:GLY:HA2	1:C:156:ARG:NH1	2.32	0.44
2:E:9:THR:HG23	2:E:11:ILE:CD1	2.45	0.44
3:O:101:VAL:CB	3:O:149:LYS:HE2	2.44	0.44
1:I:256:GLY:N	1:I:299:ARG:HD2	2.32	0.44
1:I:291:THR:O	1:I:294:MET:CB	2.59	0.44
1:I:343:GLU:O	1:I:345:PRO:HD3	2.17	0.44
1:I:328:SER:OG	1:I:384:VAL:HG13	2.17	0.44
1:I:515:ILE:HA	1:I:518:MET:CG	2.43	0.44
1:J:448:PRO:HA	1:J:451:ARG:HE	1.82	0.44
1:J:461:GLU:HG2	1:J:484:ILE:CD1	2.47	0.44
1:K:317:GLY:CA	1:K:376:GLY:HA2	2.45	0.44
1:K:67:THR:HG22	1:K:69:LEU:N	2.20	0.44
2:L:287:MET:O	2:L:291:LEU:CD1	2.62	0.44
2:L:323:HIS:CD2	2:L:324:PRO:HD3	2.51	0.44
2:L:151:PRO:HG3	2:L:333:THR:OG1	2.16	0.44
2:L:392:ILE:HA	2:L:395:LEU:CD1	2.47	0.44
2:M:141:MET:O	2:M:362:MET:CE	2.66	0.44
2:M:161:ASN:HB3	2:M:204:PHE:CE2	2.52	0.44
2:N:104:PRO:HA	2:N:105:PRO:HD3	1.83	0.44
2:N:194:MET:HG2	2:N:230:GLU:O	2.18	0.44
2:N:233:LEU:C	2:N:235:PRO:HD2	2.37	0.44
2:N:340:SER:CB	2:N:343:LEU:HD11	2.47	0.44
1:A:405:ALA:O	1:A:407:TRP:CZ3	2.70	0.44
1:A:520:LEU:HD23	1:A:520:LEU:C	2.37	0.44
1:A:1:MET:HB2	1:A:65:VAL:CG1	2.47	0.44
1:B:220:MET:SD	1:B:377:ALA:CB	3.04	0.44
1:B:269:PHE:CZ	1:B:285:THR:CG2	2.90	0.44
1:B:81:ASN:CG	1:B:282:MET:SD	2.96	0.44
1:B:329:ARG:O	1:B:332:GLU:N	2.44	0.44
1:B:361:PHE:C	1:B:362:TYR:HD2	2.20	0.44
1:B:370:THR:HG21	1:B:374:GLU:HB2	1.99	0.44
1:B:32:GLU:HG3	1:B:63:PRO:CG	2.48	0.44
1:B:75:LEU:O	1:B:184:TYR:CB	2.59	0.44
1:B:81:ASN:HA	1:B:282:MET:HE1	1.88	0.44
1:C:24:MET:HE2	2:F:14:ILE:CG2	2.44	0.44

*Continued on next page...*

*Continued from previous page...*

Atom-1	Atom-2	Interatomic distance (Å)	Clash overlap (Å)
1:C:258:ARG:CD	1:C:258:ARG:N	2.78	0.44
1:C:392:SER:O	1:C:397:GLN:OE1	2.35	0.44
2:D:113:PRO:C	2:D:115:THR:H	2.20	0.44
2:D:291:LEU:O	2:D:294:ILE:CB	2.64	0.44
2:D:392:ILE:HA	2:D:395:LEU:HD11	1.99	0.44
2:D:88:MET:SD	2:D:88:MET:N	2.91	0.44
2:E:185:GLU:HG2	2:E:252:HIS:CD2	2.52	0.44
2:E:329:THR:O	2:E:333:THR:HG23	2.18	0.44
2:F:275:GLU:HG2	2:F:275:GLU:O	2.17	0.44
4:H:30:GLN:NE2	4:H:34:GLU:HB3	2.32	0.44
1:C:138:VAL:HB	1:C:145:HIS:O	2.18	0.44
1:C:369:ILE:HG23	1:C:369:ILE:O	2.18	0.44
1:C:486:VAL:CG1	1:C:490:ILE:HD11	2.47	0.44
2:N:377:GLN:O	2:N:381:GLN:HB2	2.17	0.44
3:G:50:ARG:HH12	3:G:137:LEU:N	2.14	0.44
1:A:156:ARG:NH1	1:A:176:GLU:OE1	2.50	0.44
4:P:30:GLN:NE2	4:P:34:GLU:HB3	2.33	0.44
2:E:169:ARG:HH11	2:E:169:ARG:HG3	1.82	0.44
1:K:522:PHE:CZ	1:K:545:LEU:HD21	2.53	0.44
2:N:414:PHE:CE2	2:N:418:PHE:HB2	2.52	0.44
1:I:544:VAL:CG2	1:I:569:GLU:HG3	2.47	0.44
3:O:58:LYS:HB2	4:P:78:LYS:CE	2.46	0.44
2:D:8:TYR:OH	2:D:26:ASP:OD1	2.35	0.44
1:K:561:ALA:O	1:K:565:GLU:HB2	2.18	0.44
3:O:114:LEU:O	3:O:114:LEU:HD12	2.16	0.44
2:D:365:GLY:HA2	2:D:370:LYS:HE2	2.00	0.44
1:J:567:MET:C	1:J:567:MET:SD	2.96	0.44
2:F:84:VAL:O	2:F:84:VAL:HG13	2.17	0.44
3:O:75:VAL:HG11	3:O:123:THR:HG22	1.99	0.44
4:P:86:VAL:O	4:P:90:MET:HG2	2.18	0.44
1:I:233:GLY:HA2	5:I:600:ADP:O4'	2.16	0.44
1:I:335:ARG:CB	1:I:351:PRO:HD3	2.48	0.44
1:I:352:PRO:HG2	1:I:353:TYR:CE2	2.53	0.44
1:I:476:LEU:HD13	1:I:481:ARG:CD	2.47	0.44
1:J:133:MET:CG	1:J:134:VAL:H	2.18	0.44
1:J:205:PHE:N	1:J:219:ALA:O	2.50	0.44
1:J:249:VAL:CG1	1:J:320:VAL:HA	2.47	0.44
1:J:193:ARG:HG3	1:J:311:GLU:CB	2.47	0.44
1:J:393:GLU:HG2	1:J:396:THR:H	1.82	0.44
1:J:25:TYR:N	1:J:39:ILE:HG22	2.30	0.44
1:J:440:ARG:HA	1:J:444:ALA:C	2.38	0.44

*Continued on next page...*

*Continued from previous page...*

Atom-1	Atom-2	Interatomic distance (Å)	Clash overlap (Å)
1:J:84:TYR:HD1	1:J:88:GLN:O	1.99	0.44
1:K:193:ARG:CB	1:K:311:GLU:CB	2.94	0.44
1:K:273:THR:O	1:K:281:LEU:CD1	2.65	0.44
1:K:288:ILE:CG2	1:K:288:ILE:O	2.57	0.44
1:K:336:GLU:O	1:K:337:ILE:C	2.54	0.44
1:K:422:ILE:CD1	1:K:423:ASN:N	2.78	0.44
1:K:515:ILE:O	1:K:515:ILE:HG22	2.17	0.44
1:K:59:LYS:HD3	2:M:26:ASP:O	2.18	0.44
2:L:336:GLN:C	2:L:337:ILE:HG12	2.37	0.44
2:L:344:HIS:HB2	2:L:351:PRO:CG	2.45	0.44
2:M:189:VAL:CG1	2:M:254:LEU:O	2.60	0.44
2:M:283:TYR:HD1	2:M:287:MET:CE	2.26	0.44
2:M:297:ARG:HE	2:M:297:ARG:HB3	1.52	0.44
5:K:600:ADP:H4'	2:M:360:ARG:HB2	2.00	0.44
2:M:393:ARG:HG2	2:M:393:ARG:HH11	1.82	0.44
2:N:133:THR:C	2:N:170:GLN:O	2.56	0.44
2:N:97:GLY:HA2	2:N:220:PHE:CD1	2.53	0.44
2:N:222:ASN:OD1	2:N:222:ASN:C	2.56	0.44
2:N:36:LYS:HZ2	2:N:40:GLY:HA2	1.82	0.44
3:O:185:GLN:HG3	3:O:186:ARG:N	2.32	0.44
1:A:234:LYS:HG2	1:A:234:LYS:O	2.17	0.44
1:A:235:THR:HG21	1:A:261:GLU:CG	2.35	0.44
1:A:322:LEU:O	1:A:380:ILE:HG23	2.18	0.44
1:A:490:ILE:HA	1:A:494:PHE:HB3	2.00	0.44
1:A:503:VAL:O	1:A:505:ALA:N	2.51	0.44
1:B:138:VAL:HG21	1:B:183:MET:HE3	1.90	0.44
1:B:218:VAL:HA	1:B:431:PHE:CD2	2.52	0.44
1:C:325:ASP:CG	1:C:326:SER:H	2.21	0.44
2:D:132:GLN:HE21	2:D:134:GLY:H	1.64	0.44
2:D:142:ASN:ND2	2:D:358:LEU:CD1	2.78	0.44
2:D:175:PRO:HB3	2:D:185:GLU:CD	2.38	0.44
2:E:125:ARG:H	2:E:301:VAL:C	2.20	0.44
2:E:29:TYR:C	2:E:29:TYR:CD1	2.89	0.44
2:E:166:GLN:NE2	2:E:350:PRO:HG3	2.32	0.44
2:F:163:ILE:CD1	2:F:350:PRO:HB3	2.47	0.44
2:F:166:GLN:CG	2:F:170:GLN:NE2	2.79	0.44
2:F:321:ARG:O	2:F:326:PRO:CG	2.64	0.44
1:C:119:TRP:CE3	1:C:136:GLY:HA3	2.51	0.44
1:C:205:PHE:CZ	1:C:246:ASN:O	2.71	0.44
1:C:470:LEU:HD23	1:C:471:VAL:HG12	1.98	0.44
3:G:61:TYR:HH	3:G:130:PHE:HE1	1.65	0.44

*Continued on next page...*

*Continued from previous page...*

Atom-1	Atom-2	Interatomic distance (Å)	Clash overlap (Å)
2:D:101:ASP:OD1	2:D:103:LEU:HG	2.18	0.44
1:A:172:VAL:CG2	1:A:181:LEU:O	2.65	0.44
4:P:34:GLU:CG	4:P:35:THR:H	2.29	0.44
1:I:134:VAL:HG13	1:I:146:LYS:HD3	1.98	0.44
2:N:251:TYR:HB3	2:N:253:VAL:HG23	1.99	0.44
2:N:167:ILE:HD13	2:N:167:ILE:N	2.31	0.44
2:N:412:LEU:O	2:N:412:LEU:HD12	2.18	0.44
1:K:192:ALA:HB2	1:K:364:ARG:CD	2.48	0.44
3:O:60:ALA:O	3:O:64:LEU:CD2	2.64	0.44
4:P:7:PRO:HD3	4:P:23:ALA:HA	1.99	0.44
1:I:255:CYS:SG	1:I:303:ILE:HG23	2.58	0.44
1:I:329:ARG:NE	1:I:329:ARG:CA	2.81	0.44
1:I:234:LYS:CG	1:I:383:ALA:HB3	2.46	0.44
1:I:41:ARG:HH21	1:I:48:PHE:HE2	1.65	0.44
1:J:104:ARG:O	1:J:106:VAL:N	2.51	0.44
1:J:195:VAL:CG2	1:J:196:GLN:N	2.80	0.44
1:J:32:GLU:HB2	1:J:33:GLU:OE1	2.17	0.44
1:J:87:ILE:CD1	1:J:88:GLN:HB3	2.48	0.44
1:K:138:VAL:HB	1:K:145:HIS:O	2.17	0.44
1:K:274:ASP:OD1	1:K:281:LEU:HA	2.17	0.44
1:K:295:PRO:O	1:K:299:ARG:CD	2.65	0.44
1:K:199:LEU:HB2	1:K:367:LYS:O	2.16	0.44
1:K:409:LEU:CA	1:K:421:ALA:O	2.65	0.44
2:L:186:PRO:CG	2:L:251:TYR:HA	2.47	0.44
1:J:42:LEU:O	2:M:13:TYR:CD1	2.70	0.44
2:M:412:LEU:O	2:M:414:PHE:N	2.51	0.44
2:N:296:GLU:C	2:N:298:ALA:H	2.21	0.44
1:I:230:PHE:HB3	2:N:327:ASP:O	2.17	0.44
1:I:261:GLU:OE1	2:N:360:ARG:NH2	2.51	0.44
2:N:9:THR:O	2:N:11:ILE:HG23	2.18	0.44
3:O:155:LYS:CG	3:O:156:LYS:N	2.80	0.44
1:A:258:ARG:NH1	2:F:331:TYR:CB	2.80	0.44
1:A:238:GLN:NE2	1:A:325:ASP:HA	2.32	0.44
1:A:25:TYR:OH	1:A:357:ARG:NH2	2.49	0.44
1:A:503:VAL:HG21	1:A:555:SER:OG	2.18	0.44
1:B:216:PHE:CB	1:B:429:SER:OG	2.65	0.44
1:B:484:ILE:HG22	1:B:484:ILE:O	2.17	0.44
1:C:8:LYS:HG2	1:C:15:ILE:HB	2.00	0.44
2:D:336:GLN:C	2:D:337:ILE:HG12	2.38	0.44
2:E:144:LEU:HD12	2:E:148:GLN:OE1	2.18	0.44
2:F:138:ILE:H	2:F:138:ILE:CD1	2.22	0.44

*Continued on next page...*

*Continued from previous page...*

Atom-1	Atom-2	Interatomic distance (Å)	Clash overlap (Å)
2:F:89:LEU:HA	2:F:218:VAL:CG2	2.47	0.44
2:F:290:ASP:O	2:F:291:LEU:HD23	2.16	0.44
2:F:392:ILE:H	2:F:392:ILE:HD12	1.82	0.44
2:F:443:LEU:CD2	2:F:451:LEU:HD21	2.42	0.44
2:F:68:LEU:HD23	2:F:68:LEU:H	1.79	0.44
1:C:123:VAL:O	1:C:160:VAL:HG21	2.17	0.44
1:C:199:LEU:HD11	1:C:369:ILE:CA	2.47	0.44
1:C:515:ILE:HG21	1:C:551:ALA:CB	2.47	0.44
3:G:139:ARG:HD3	3:G:139:ARG:HA	1.61	0.44
3:G:81:LEU:HD22	4:H:19:GLU:CB	2.30	0.44
3:G:83:VAL:O	3:G:83:VAL:HG13	2.17	0.44
4:P:63:MET:HG3	4:P:65:GLY:H	1.82	0.44
1:C:488:ARG:NH1	1:C:489:ILE:HD11	2.32	0.44
2:D:301:VAL:CG1	2:D:302:GLU:N	2.80	0.44
1:J:476:LEU:HD13	1:J:480:GLU:HB2	1.99	0.44
2:N:174:ARG:HD2	2:N:176:ASP:OD2	2.16	0.44
1:A:88:GLN:HG2	1:A:110:ALA:CB	2.47	0.44
1:J:414:ALA:C	1:J:416:ARG:N	2.70	0.44
3:O:114:LEU:O	3:O:114:LEU:CD1	2.65	0.44
3:O:112:ALA:O	3:O:113:LEU:HG	2.18	0.44
2:F:7:GLU:C	2:F:8:TYR:CD1	2.90	0.44
1:C:274:ASP:OD2	1:C:283:HIS:HB2	2.17	0.44
1:K:394:PRO:C	1:K:396:THR:H	2.19	0.44
1:I:288:ILE:O	1:I:288:ILE:HG22	2.18	0.44
1:I:365:ALA:C	1:I:378:VAL:HB	2.38	0.44
1:J:149:VAL:HG21	1:J:153:VAL:HG11	2.00	0.44
1:J:307:VAL:CG1	1:J:308:THR:H	2.25	0.44
1:J:498:ASN:C	1:J:500:TYR:H	2.20	0.44
1:K:258:ARG:CD	1:K:258:ARG:H	2.29	0.44
1:K:293:ASN:HD22	2:M:296:GLU:HG3	1.79	0.44
1:K:418:HIS:NE2	1:K:495:LEU:CD2	2.79	0.44
1:K:419:PHE:CD2	1:K:498:ASN:HA	2.52	0.44
2:L:375:HIS:CD2	2:L:379:SER:HB2	2.52	0.44
2:L:396:VAL:CG1	2:L:397:ALA:H	2.30	0.44
2:L:43:ARG:HH22	2:L:65:GLY:CA	2.16	0.44
2:M:158:LEU:HD21	2:M:341:ARG:HE	1.82	0.44
2:N:148:GLN:O	2:N:149:LYS:HG3	2.17	0.44
2:N:193:ALA:O	2:N:222:ASN:CB	2.56	0.44
1:A:217:PRO:HG2	1:A:435:LEU:HD12	1.99	0.44
1:A:470:LEU:C	1:A:471:VAL:HG12	2.38	0.44
1:A:488:ARG:HA	1:A:491:ARG:NE	2.33	0.44

*Continued on next page...*

*Continued from previous page...*

Atom-1	Atom-2	Interatomic distance (Å)	Clash overlap (Å)
1:A:519:ILE:HG13	1:A:520:LEU:N	2.31	0.44
1:B:75:LEU:HB2	1:B:185:HIS:HB2	1.99	0.44
1:B:199:LEU:HB2	1:B:367:LYS:HB3	1.98	0.44
1:B:216:PHE:CB	1:B:429:SER:CB	2.96	0.44
1:B:258:ARG:O	1:B:261:GLU:N	2.51	0.44
1:C:250:VAL:CG2	1:C:284:ARG:HH21	2.30	0.44
1:C:8:LYS:CB	2:E:51:SER:CB	2.96	0.44
2:D:129:GLN:HB2	2:D:146:ARG:HB2	1.99	0.44
2:D:166:GLN:HG2	2:D:427:GLN:OE1	2.18	0.44
2:D:258:THR:C	2:D:260:MET:CE	2.85	0.44
2:D:375:HIS:CD2	2:D:379:SER:HB2	2.53	0.44
2:D:378:VAL:HG12	2:D:379:SER:N	2.32	0.44
2:D:24:ALA:HB1	2:D:55:ALA:HB2	1.94	0.44
2:E:148:GLN:HG3	2:E:334:GLU:OE1	2.17	0.44
2:E:195:GLY:H	2:E:222:ASN:CB	2.31	0.44
2:E:255:VAL:C	2:E:256:ILE:HD12	2.38	0.44
2:E:350:PRO:O	2:E:423:ILE:HG22	2.17	0.44
2:E:36:LYS:CA	2:E:41:ARG:O	2.63	0.44
2:E:93:PHE:HA	2:E:98:LYS:O	2.17	0.44
2:F:349:TYR:HA	2:F:350:PRO:C	2.37	0.44
2:F:358:LEU:O	2:F:358:LEU:HD22	2.17	0.44
2:F:137:THR:CA	2:F:422:PHE:HE1	2.31	0.44
1:I:265:VAL:HG12	1:I:265:VAL:O	2.17	0.44
4:H:34:GLU:CG	4:H:35:THR:N	2.81	0.44
1:C:135:LEU:HD21	1:C:149:VAL:HG21	1.99	0.44
1:C:159:GLU:HG2	1:C:174:VAL:HB	2.00	0.44
3:G:114:LEU:O	3:G:116:PRO:HD3	2.17	0.44
3:G:68:GLN:CD	3:G:123:THR:CG2	2.86	0.44
3:G:86:LEU:CB	4:H:1:MET:H3	2.29	0.44
1:I:150:PRO:HB2	1:I:153:VAL:CG2	2.46	0.44
1:I:174:VAL:C	1:I:175:LEU:HD23	2.38	0.44
1:I:363:GLU:CG	1:I:363:GLU:O	2.66	0.44
2:L:301:VAL:CG1	2:L:302:GLU:N	2.80	0.44
2:N:249:HIS:O	2:N:250:ASP:HB2	2.18	0.44
1:I:161:LYS:HB3	1:I:162:PRO:HD2	1.99	0.44
4:P:1:MET:HA	4:P:42:TYR:HB2	1.98	0.44
4:P:99:GLY:O	4:P:100:PHE:CB	2.64	0.44
1:I:101:TYR:CD2	1:I:101:TYR:N	2.86	0.44
1:I:234:LYS:HB3	1:I:234:LYS:HZ2	1.78	0.44
1:I:313:PHE:O	1:I:318:PHE:CG	2.70	0.44
1:J:104:ARG:C	1:J:106:VAL:H	2.21	0.44

*Continued on next page...*



*Continued from previous page...*

Atom-1	Atom-2	Interatomic distance (Å)	Clash overlap (Å)
1:J:258:ARG:O	1:J:262:MET:N	2.43	0.44
1:J:330:TRP:HE3	1:J:331:ALA:N	2.16	0.44
1:J:340:ARG:NH2	2:L:286:TYR:HB2	2.33	0.44
1:J:227:PRO:HD2	1:J:408:ARG:HA	1.98	0.44
1:J:50:GLN:O	1:J:52:TYR:CE1	2.71	0.44
1:K:137:THR:HG22	1:K:138:VAL:H	1.78	0.44
1:K:211:ILE:HG21	1:K:495:LEU:CD2	2.48	0.44
1:K:335:ARG:HD3	1:K:351:PRO:HD2	2.00	0.44
1:K:418:HIS:O	1:K:420:PRO:O	2.36	0.44
2:L:323:HIS:CB	2:L:324:PRO:CD	2.96	0.44
2:L:458:HIS:O	2:L:462:TYR:HD1	2.01	0.44
2:M:81:ARG:CA	2:M:113:PRO:HA	2.40	0.44
2:M:135:ILE:CG2	2:M:135:ILE:O	2.58	0.44
2:M:33:VAL:O	2:M:44:GLY:HA2	2.18	0.44
2:M:342:GLU:HA	2:M:345:ARG:HG2	1.98	0.44
2:M:390:VAL:O	2:M:391:ASP:C	2.55	0.44
2:M:18:LEU:HD23	2:M:56:VAL:C	2.38	0.44
2:N:232:ILE:CD1	2:N:232:ILE:N	2.80	0.44
2:N:433:GLU:C	2:N:435:SER:H	2.20	0.44
2:N:41:ARG:HE	2:N:43:ARG:NH2	2.13	0.44
2:N:20:PHE:CZ	2:N:54:TYR:CE2	3.05	0.44
2:N:98:LYS:CB	2:N:99:PRO:HD2	2.47	0.44
3:O:164:LEU:HD23	3:O:169:ILE:HG13	1.98	0.44
1:A:101:TYR:N	1:A:101:TYR:CD2	2.85	0.44
1:A:335:ARG:HG3	1:A:351:PRO:HD3	2.00	0.44
1:A:328:SER:OG	1:A:384:VAL:HA	2.17	0.44
1:C:15:ILE:HG22	1:C:16:ALA:H	1.82	0.44
2:D:222:ASN:O	2:D:222:ASN:OD1	2.36	0.44
2:D:132:GLN:CB	2:D:432:ILE:HB	2.42	0.44
2:E:140:VAL:HG21	2:E:422:PHE:CZ	2.53	0.44
2:E:141:MET:O	2:E:362:MET:CE	2.66	0.44
2:E:144:LEU:HD12	2:E:145:VAL:HG23	1.99	0.44
2:E:209:GLU:HG2	2:E:214:LEU:CD2	2.48	0.44
2:E:225:ASP:C	2:E:226:ASP:O	2.55	0.44
2:E:268:ARG:HD2	2:E:269:GLU:HG3	2.00	0.44
2:E:269:GLU:O	2:E:272:ALA:CB	2.66	0.44
2:E:427:GLN:O	2:E:428:GLN:C	2.56	0.44
2:F:267:LEU:O	2:F:270:ILE:CG1	2.65	0.44
2:F:88:MET:SD	2:F:93:PHE:CE2	3.11	0.44
1:C:207:THR:HG22	1:C:212:LEU:HD22	1.98	0.44
1:C:216:PHE:CE2	1:C:427:SER:CB	3.01	0.44

*Continued on next page...*

*Continued from previous page...*

Atom-1	Atom-2	Interatomic distance (Å)	Clash overlap (Å)
1:C:451:ARG:CG	1:C:452:ASP:H	2.31	0.44
1:C:465:GLN:O	1:C:468:VAL:HB	2.17	0.44
1:C:457:LEU:HD22	1:C:486:VAL:HG11	1.99	0.44
3:G:78:GLY:HA3	3:G:117:VAL:HG21	2.00	0.44
4:P:35:THR:CA	4:P:38:GLU:HG3	2.46	0.44
2:M:174:ARG:O	2:M:178:SER:OG	2.34	0.44
1:B:488:ARG:NH2	1:B:489:ILE:HD11	2.32	0.44
2:L:84:VAL:O	2:L:85:SER:HB2	2.17	0.44
2:N:81:ARG:HB3	2:N:111:ARG:HB3	1.99	0.44
2:N:80:ALA:O	2:N:113:PRO:HG3	2.18	0.44
2:N:178:SER:CB	2:N:370:LYS:HG2	2.48	0.44
2:L:8:TYR:OH	2:L:26:ASP:OD1	2.35	0.44
1:I:548:ILE:O	1:I:548:ILE:HG22	2.18	0.44
2:F:254:LEU:H	2:F:254:LEU:HD12	1.82	0.44
4:P:77:LEU:HD13	4:P:77:LEU:H	1.82	0.44
3:O:120:PRO:HB2	3:O:121:ALA:H	1.56	0.44
1:I:193:ARG:NH1	1:I:312:TYR:HA	2.31	0.44
1:I:27:ILE:HG13	1:I:36:VAL:CG1	2.48	0.44
1:J:31:GLY:HA3	1:J:35:LEU:HD23	2.00	0.44
1:J:373:GLY:O	1:J:374:GLU:HG3	2.18	0.44
1:J:398:SER:O	1:J:399:THR:C	2.55	0.44
1:K:159:GLU:HG2	1:K:174:VAL:HB	2.00	0.44
1:K:211:ILE:HG21	1:K:495:LEU:HD23	2.00	0.44
1:K:27:ILE:HG13	1:K:69:LEU:O	2.18	0.44
1:K:314:ARG:HG3	1:K:377:ALA:N	2.30	0.44
1:K:352:PRO:HB2	2:N:268:ARG:NH1	2.33	0.44
1:K:484:ILE:HA	1:K:484:ILE:HD13	1.74	0.44
1:K:48:PHE:HD1	1:K:341:LEU:HD22	1.83	0.44
2:L:270:ILE:O	2:L:274:ARG:HB2	2.18	0.44
2:L:409:ARG:O	2:L:412:LEU:HB3	2.18	0.44
2:M:222:ASN:ND2	2:M:231:ARG:CG	2.69	0.44
2:M:225:ASP:C	2:M:226:ASP:O	2.54	0.44
2:M:267:LEU:C	2:M:267:LEU:CD1	2.81	0.44
2:M:274:ARG:O	2:M:274:ARG:HG2	2.17	0.44
2:M:275:GLU:HG2	3:O:195:LYS:NZ	2.33	0.44
2:M:349:TYR:HE2	2:M:427:GLN:HE21	1.65	0.44
2:M:30:GLY:HA2	2:M:46:GLN:HG2	1.98	0.44
1:A:206:LEU:HD22	1:A:213:ASP:HB3	1.98	0.44
1:A:238:GLN:OE1	1:A:325:ASP:OD2	2.36	0.44
1:A:520:LEU:HD23	1:A:524:LYS:CG	2.47	0.44
1:B:124:LYS:CD	1:B:124:LYS:N	2.78	0.44

*Continued on next page...*

*Continued from previous page...*

Atom-1	Atom-2	Interatomic distance (Å)	Clash overlap (Å)
1:B:132:GLY:CA	1:B:150:PRO:O	2.65	0.44
1:B:303:ILE:C	1:B:305:VAL:N	2.69	0.44
1:B:367:LYS:HA	1:B:367:LYS:HD3	1.73	0.44
1:B:406:PHE:CD1	1:B:407:TRP:N	2.86	0.44
1:C:23:ARG:HB2	1:C:26:ASP:OD2	2.18	0.44
1:C:27:ILE:HG13	1:C:69:LEU:O	2.18	0.44
1:C:40:ILE:CG1	1:C:48:PHE:O	2.66	0.44
1:C:16:ALA:HB2	1:C:64:VAL:HG21	2.00	0.44
2:D:150:LEU:CD1	2:D:335:GLY:HA3	2.48	0.44
2:D:231:ARG:O	2:D:234:THR:CB	2.66	0.44
2:E:161:ASN:HB3	2:E:204:PHE:CE2	2.53	0.44
2:E:249:HIS:HB3	2:E:251:TYR:CD1	2.53	0.44
2:E:256:ILE:HG12	2:E:311:ILE:HB	2.00	0.44
2:E:440:TRP:C	2:E:442:LEU:N	2.70	0.44
2:E:18:LEU:HB3	2:E:57:ILE:O	2.17	0.44
2:E:14:ILE:CD1	2:E:68:LEU:HG	2.47	0.44
2:F:139:ASP:O	2:F:140:VAL:HG13	2.17	0.44
2:F:148:GLN:HG3	2:F:334:GLU:CD	2.39	0.44
2:F:26:ASP:O	2:F:27:LEU:CD2	2.66	0.44
2:F:149:LYS:CA	2:F:311:ILE:HG12	2.47	0.44
1:A:260:ASN:CB	2:F:334:GLU:HG2	2.44	0.44
1:C:182:LYS:HB2	1:C:184:TYR:CD1	2.52	0.44
1:C:193:ARG:HB3	1:C:311:GLU:HB3	2.00	0.44
1:C:207:THR:O	1:C:244:TRP:O	2.36	0.44
1:C:450:LEU:HD22	1:C:520:LEU:CD1	2.47	0.44
1:C:483:VAL:HA	1:C:486:VAL:CG2	2.47	0.44
1:C:483:VAL:HA	1:C:486:VAL:HB	2.00	0.44
1:C:504:ASP:C	1:C:506:TYR:N	2.71	0.44
3:G:154:ILE:N	3:G:154:ILE:HD12	2.31	0.44
4:H:46:ALA:CB	4:H:72:LEU:HB3	2.46	0.44
2:M:249:HIS:HB3	2:M:251:TYR:CD1	2.52	0.44
1:C:539:ILE:HA	1:C:542:LEU:HG	2.00	0.44
1:A:220:MET:O	1:A:377:ALA:CB	2.65	0.44
2:L:81:ARG:HG2	2:L:112:LEU:O	2.18	0.44
1:I:520:LEU:C	1:I:520:LEU:HD23	2.37	0.44
2:N:413:GLN:C	2:N:413:GLN:HE21	2.21	0.44
1:C:566:ALA:O	1:C:567:MET:C	2.55	0.44
2:L:162:GLU:C	2:L:164:ALA:H	2.20	0.44
1:K:394:PRO:C	1:K:396:THR:N	2.71	0.44
1:I:210:ARG:HH12	1:I:512:ALA:CA	2.25	0.44
1:I:8:LYS:CE	2:N:51:SER:HB3	2.48	0.44

*Continued on next page...*

*Continued from previous page...*

Atom-1	Atom-2	Interatomic distance (Å)	Clash overlap (Å)
1:J:484:ILE:O	1:J:484:ILE:HG22	2.18	0.44
1:K:205:PHE:HD2	1:K:379:THR:HG21	1.81	0.44
1:K:470:LEU:O	1:K:470:LEU:HG	2.17	0.44
1:K:483:VAL:HA	1:K:486:VAL:HB	2.00	0.44
1:K:26:ASP:OD1	1:K:69:LEU:HA	2.18	0.44
1:K:91:LEU:HA	1:K:94:ILE:HB	1.99	0.44
2:L:28:ALA:O	2:L:29:TYR:C	2.56	0.44
2:M:323:HIS:C	2:M:326:PRO:HD2	2.37	0.44
2:M:327:ASP:OD2	2:M:328:LEU:HD23	2.18	0.44
1:K:387:PRO:O	2:M:331:TYR:HE1	2.01	0.44
2:M:30:GLY:N	2:M:47:VAL:O	2.47	0.44
1:K:8:LYS:HB2	2:M:51:SER:CB	2.47	0.44
2:M:63:THR:O	2:M:66:LEU:HD12	2.18	0.44
2:M:70:THR:O	2:M:71:THR:CB	2.65	0.44
2:N:148:GLN:NE2	2:N:361:LEU:CB	2.76	0.44
2:N:155:GLY:H	2:N:158:LEU:HD22	1.83	0.44
2:M:399:ILE:HD11	3:O:155:LYS:HD2	2.00	0.44
3:O:163:ALA:O	3:O:167:VAL:HG12	2.18	0.44
1:A:254:GLY:HA3	1:A:325:ASP:HB3	1.99	0.44
1:A:425:ASN:C	1:A:427:SER:N	2.70	0.44
1:A:204:PRO:HG3	1:A:435:LEU:HB3	1.99	0.44
1:B:135:LEU:HD23	1:B:136:GLY:N	2.33	0.44
1:B:344:MET:CG	1:B:344:MET:O	2.65	0.44
1:B:448:PRO:HA	1:B:451:ARG:HE	1.83	0.44
1:C:256:GLY:O	1:C:329:ARG:CD	2.66	0.44
1:C:8:LYS:CG	1:C:15:ILE:HB	2.47	0.44
2:D:326:PRO:O	2:D:329:THR:OG1	2.32	0.44
2:D:48:ILE:HB	2:D:56:VAL:CG1	2.47	0.44
2:D:94:ASN:O	2:D:97:GLY:N	2.39	0.44
2:E:135:ILE:HA	2:E:135:ILE:HD13	1.81	0.44
2:E:234:THR:N	2:E:235:PRO:HD3	2.31	0.44
2:E:125:ARG:H	2:E:301:VAL:CA	2.30	0.44
2:E:323:HIS:C	2:E:326:PRO:HD2	2.39	0.44
2:E:349:TYR:HE2	2:E:427:GLN:HE21	1.65	0.44
2:E:33:VAL:HA	2:E:74:SER:O	2.17	0.44
2:E:95:GLY:HA3	2:E:230:GLU:OE1	2.18	0.44
2:F:289:THR:O	2:F:291:LEU:N	2.51	0.44
2:F:36:LYS:HA	2:F:42:VAL:HG22	2.00	0.44
2:F:388:ASN:O	2:F:391:ASP:HB2	2.18	0.44
1:I:243:LYS:HD2	1:I:272:LEU:CD1	2.48	0.44
1:C:119:TRP:CD1	1:C:172:VAL:HG11	2.53	0.44

*Continued on next page...*

*Continued from previous page...*

Atom-1	Atom-2	Interatomic distance (Å)	Clash overlap (Å)
1:C:417:ARG:HH11	1:C:417:ARG:CB	2.23	0.44
1:C:467:ILE:CD1	1:C:470:LEU:HD22	2.48	0.44
2:E:399:ILE:O	2:E:399:ILE:HG13	2.16	0.44
3:G:140:VAL:HB	3:G:144:GLU:HB2	1.98	0.44
3:G:43:VAL:HG12	3:G:44:ARG:N	2.33	0.44
3:G:60:ALA:O	3:G:61:TYR:C	2.56	0.44
1:I:135:LEU:CD2	1:I:181:LEU:HD12	2.48	0.44
1:I:157:VAL:HA	1:I:175:LEU:HD23	2.00	0.44
3:G:185:GLN:OE1	3:G:185:GLN:O	2.36	0.44
4:H:52:LEU:CD2	4:H:58:ALA:HB3	2.45	0.44
1:A:6:ILE:HG22	1:A:61:GLY:N	2.33	0.44
1:B:30:VAL:HG21	1:B:49:VAL:HG11	2.00	0.44
1:I:31:GLY:HA3	1:I:58:LEU:CD2	2.48	0.44
4:P:87:GLU:O	4:P:91:ARG:HG3	2.18	0.44
2:L:113:PRO:C	2:L:115:THR:H	2.21	0.44
1:I:85:ASP:OD1	1:I:89:ARG:O	2.36	0.44
1:B:54:ASP:OD1	1:B:56:SER:CB	2.64	0.44
1:K:540:LEU:HD23	1:K:540:LEU:C	2.38	0.44
2:F:128:GLU:HA	2:F:365:GLY:HA3	2.00	0.44
3:O:127:SER:O	3:O:130:PHE:CD2	2.68	0.43
1:I:211:ILE:HD12	1:I:211:ILE:H	1.82	0.43
1:I:195:VAL:CG1	1:I:314:ARG:NH2	2.81	0.43
1:I:485:GLU:O	1:I:488:ARG:N	2.51	0.43
1:J:196:GLN:HB3	1:J:369:ILE:HD13	2.00	0.43
1:J:263:THR:O	1:J:266:LEU:CG	2.60	0.43
1:K:264:ASP:O	1:K:265:VAL:C	2.56	0.43
1:K:457:LEU:HD22	1:K:486:VAL:HG11	2.00	0.43
1:K:418:HIS:HE1	1:K:495:LEU:HD13	1.78	0.43
1:K:60:VAL:HG12	1:K:61:GLY:N	2.32	0.43
2:L:335:GLY:N	2:L:360:ARG:HG3	2.33	0.43
2:L:142:ASN:ND2	2:L:358:LEU:HB2	2.33	0.43
2:L:404:LEU:CD1	2:L:408:ASP:OD2	2.60	0.43
2:L:454:ILE:CG2	2:L:455:SER:N	2.81	0.43
2:M:133:THR:HG23	2:M:139:ASP:CG	2.37	0.43
2:M:134:GLY:O	2:M:135:ILE:HG12	2.18	0.43
2:M:268:ARG:HD3	2:M:268:ARG:C	2.39	0.43
2:M:280:ARG:HA	2:M:280:ARG:HD2	1.75	0.43
2:M:386:TYR:CD1	2:M:415:ALA:HA	2.53	0.43
2:M:350:PRO:O	2:M:423:ILE:HG22	2.18	0.43
2:N:144:LEU:HD12	2:N:145:VAL:N	2.30	0.43
2:N:196:ILE:N	2:N:224:ALA:N	2.66	0.43

*Continued on next page...*

*Continued from previous page...*

Atom-1	Atom-2	Interatomic distance (Å)	Clash overlap (Å)
3:O:194:LEU:O	3:O:197:ILE:CG2	2.56	0.43
1:A:489:ILE:CG2	1:A:490:ILE:N	2.80	0.43
1:B:229:PRO:HG2	1:B:232:SER:HG	1.81	0.43
1:B:269:PHE:HB3	1:B:270:PRO:HD3	2.00	0.43
1:B:511:LYS:O	1:B:559:PHE:CE1	2.71	0.43
1:C:349:GLY:C	1:C:350:TYR:HD1	2.20	0.43
1:C:79:MET:C	1:C:286:VAL:CG2	2.86	0.43
2:D:232:ILE:HB	2:D:233:LEU:HD22	1.99	0.43
2:D:233:LEU:O	2:D:234:THR:C	2.56	0.43
2:D:312:PRO:O	2:D:313:ILE:CG1	2.59	0.43
2:D:320:ASP:O	2:D:326:PRO:HG3	2.18	0.43
2:D:151:PRO:CD	2:D:333:THR:HB	2.36	0.43
2:D:349:TYR:O	2:D:424:ASN:HA	2.18	0.43
2:D:37:ASP:CG	2:D:38:GLY:H	2.22	0.43
2:E:124:ARG:HA	2:E:300:VAL:O	2.17	0.43
2:F:239:LEU:HD22	2:F:310:GLN:OE1	2.17	0.43
1:C:154:ARG:NH1	1:C:154:ARG:HB3	2.27	0.43
1:C:193:ARG:NH1	1:C:193:ARG:CG	2.81	0.43
1:C:215:LEU:HD13	1:C:216:PHE:N	2.32	0.43
1:C:370:THR:C	1:C:372:GLY:N	2.71	0.43
2:N:377:GLN:C	2:N:454:ILE:HG12	2.38	0.43
4:P:56:GLU:CG	4:P:71:LEU:HD21	2.48	0.43
3:G:122:TYR:HA	3:G:125:GLU:HG2	2.00	0.43
3:G:167:VAL:CG1	3:G:168:VAL:N	2.80	0.43
4:H:40:GLY:HA2	4:H:42:TYR:HE2	1.83	0.43
2:M:249:HIS:O	2:M:250:ASP:HB2	2.17	0.43
2:M:185:GLU:HG2	2:M:252:HIS:CD2	2.53	0.43
2:E:110:LYS:NZ	2:E:244:TYR:HE1	2.16	0.43
2:L:197:THR:CG2	2:L:198:GLN:N	2.81	0.43
1:A:544:VAL:O	1:A:547:ARG:HB3	2.17	0.43
1:A:365:ALA:C	1:A:378:VAL:HB	2.37	0.43
3:O:158:THR:HA	3:O:161:VAL:CG2	2.47	0.43
1:J:141:PHE:N	1:J:141:PHE:CD1	2.84	0.43
2:L:205:ILE:H	2:L:205:ILE:HD13	1.83	0.43
3:O:76:VAL:HG12	4:P:15:LEU:HD22	2.00	0.43
4:P:6:ASP:CG	4:P:7:PRO:HD2	2.38	0.43
1:I:22:ALA:HB1	1:I:39:ILE:HG13	2.00	0.43
1:I:290:ASN:CG	1:I:294:MET:SD	2.97	0.43
1:I:414:ALA:HA	1:I:419:PHE:CE2	2.52	0.43
1:I:459:GLN:O	2:L:345:ARG:HD2	2.17	0.43
1:I:460:ARG:NH1	1:I:483:VAL:HG21	2.34	0.43

*Continued on next page...*

*Continued from previous page...*

Atom-1	Atom-2	Interatomic distance (Å)	Clash overlap (Å)
1:I:488:ARG:C	1:I:488:ARG:CD	2.87	0.43
1:I:488:ARG:HA	1:I:491:ARG:NE	2.34	0.43
1:J:262:MET:O	1:J:266:LEU:HD11	2.19	0.43
1:J:344:MET:O	1:J:346:ALA:N	2.50	0.43
1:K:257:GLU:CD	1:K:325:ASP:HB3	2.38	0.43
1:K:29:LYS:C	1:K:34:GLY:HA2	2.38	0.43
1:K:350:TYR:CB	1:K:351:PRO:HD2	2.46	0.43
2:L:100:ILE:HG22	2:L:100:ILE:O	2.17	0.43
2:L:287:MET:HB3	2:L:291:LEU:HD13	1.99	0.43
2:L:28:ALA:HA	2:L:50:VAL:HG11	1.99	0.43
2:M:120:ASN:O	2:M:122:VAL:N	2.51	0.43
1:K:267:VAL:CG2	2:M:124:ARG:HG3	2.47	0.43
1:J:42:LEU:CD1	2:M:14:ILE:HD12	2.47	0.43
2:M:268:ARG:HG2	2:M:283:TYR:HE1	1.81	0.43
2:M:301:VAL:HG12	2:M:302:GLU:N	2.33	0.43
2:N:232:ILE:HG23	2:N:263:TYR:CE1	2.53	0.43
2:N:267:LEU:O	2:N:270:ILE:CD1	2.66	0.43
2:N:136:SER:HB3	2:N:430:ARG:NE	2.33	0.43
3:O:27:LEU:HB3	3:O:31:LYS:CE	2.48	0.43
1:A:291:THR:O	1:A:294:MET:CB	2.63	0.43
1:A:347:GLU:HB2	2:D:268:ARG:CG	2.44	0.43
1:A:459:GLN:O	2:D:345:ARG:HD2	2.18	0.43
1:B:222:GLY:H	1:B:379:THR:CG2	2.30	0.43
1:B:547:ARG:NH1	1:B:547:ARG:HG2	2.32	0.43
2:D:220:PHE:CD2	2:D:238:ALA:HB2	2.54	0.43
2:D:345:ARG:HG3	2:D:346:LYS:N	2.34	0.43
2:D:381:GLN:HB3	2:D:382:LEU:HD23	1.99	0.43
2:D:453:ARG:HA	2:D:453:ARG:HD3	1.82	0.43
2:D:448:GLN:HG2	2:D:463:TYR:CZ	2.53	0.43
2:E:141:MET:O	2:E:362:MET:SD	2.76	0.43
2:E:158:LEU:HG	2:E:341:ARG:CG	2.48	0.43
2:E:222:ASN:CG	2:E:231:ARG:HG3	2.36	0.43
2:E:268:ARG:HG2	2:E:283:TYR:CE1	2.53	0.43
1:C:386:PRO:C	2:E:331:TYR:OH	2.56	0.43
2:E:93:PHE:CG	2:E:99:PRO:HG3	2.54	0.43
2:F:133:THR:N	2:F:139:ASP:OD2	2.47	0.43
2:F:317:PRO:C	2:F:318:ASP:O	2.55	0.43
2:F:33:VAL:HG22	2:F:45:GLY:O	2.18	0.43
2:F:351:PRO:O	2:F:352:ILE:HD13	2.18	0.43
2:F:391:ASP:O	2:F:394:LYS:HG2	2.18	0.43
1:C:130:ARG:CA	1:C:130:ARG:HH11	2.24	0.43

*Continued on next page...*

*Continued from previous page...*

Atom-1	Atom-2	Interatomic distance (Å)	Clash overlap (Å)
1:C:137:THR:CG2	1:C:138:VAL:H	2.29	0.43
1:C:135:LEU:CD2	1:C:149:VAL:HG22	2.46	0.43
1:C:209:MET:CB	1:C:212:LEU:HB3	2.43	0.43
1:C:439:TYR:CE1	1:C:451:ARG:NH1	2.73	0.43
2:N:377:GLN:O	2:N:454:ILE:HG12	2.18	0.43
2:E:394:LYS:HB3	2:E:395:LEU:HD12	2.00	0.43
3:G:83:VAL:HB	3:G:114:LEU:HD21	2.00	0.43
3:G:64:LEU:HD13	3:G:126:ALA:CB	2.48	0.43
3:G:164:LEU:O	3:G:169:ILE:HG13	2.18	0.43
3:G:60:ALA:O	3:G:64:LEU:CD2	2.64	0.43
4:H:3:VAL:CG1	4:H:45:VAL:HA	2.48	0.43
1:I:172:VAL:CG2	1:I:181:LEU:O	2.65	0.43
2:L:203:TYR:O	2:L:206:GLN:HB3	2.18	0.43
1:A:6:ILE:HD12	1:A:62:GLU:N	2.32	0.43
2:L:84:VAL:CG2	2:L:85:SER:N	2.81	0.43
2:N:80:ALA:C	2:N:81:ARG:HG3	2.38	0.43
1:B:536:ILE:C	1:B:538:GLU:H	2.22	0.43
1:A:7:GLN:CD	1:A:17:LYS:HB3	2.38	0.43
1:I:118:ALA:HA	1:I:164:GLY:O	2.18	0.43
1:K:177:ASP:O	1:K:177:ASP:CG	2.57	0.43
3:O:40:PHE:CE1	4:P:93:LEU:CD2	3.02	0.43
3:O:76:VAL:CG1	4:P:15:LEU:HD22	2.48	0.43
1:I:303:ILE:HD13	1:I:330:TRP:CD2	2.54	0.43
1:J:252:TYR:C	1:J:252:TYR:CD2	2.92	0.43
1:J:313:PHE:O	1:J:316:GLN:CG	2.62	0.43
1:J:497:GLN:O	1:J:504:ASP:OD2	2.36	0.43
1:K:8:LYS:CG	1:K:15:ILE:HB	2.48	0.43
1:K:207:THR:O	1:K:244:TRP:O	2.37	0.43
1:K:406:PHE:CE2	1:K:428:TYR:CE1	3.06	0.43
1:K:216:PHE:CB	1:K:407:TRP:HE1	2.31	0.43
1:K:454:ILE:CD1	1:K:520:LEU:HD21	2.47	0.43
1:K:64:VAL:HG12	1:K:65:VAL:N	2.34	0.43
2:L:258:THR:O	2:L:259:ASP:O	2.36	0.43
2:M:278:PRO:O	3:O:192:PHE:CE2	2.70	0.43
1:K:258:ARG:HH12	2:M:332:ILE:N	2.17	0.43
2:M:34:ASP:HB2	2:M:74:SER:HG	1.82	0.43
2:M:45:GLY:HA3	2:M:58:GLN:O	2.18	0.43
2:N:194:MET:CA	2:N:222:ASN:HB3	2.44	0.43
2:N:91:ARG:HB2	2:N:93:PHE:HE1	1.83	0.43
3:O:179:ILE:HB	3:O:180:GLN:H	1.58	0.43
1:A:485:GLU:O	1:A:488:ARG:CB	2.65	0.43

*Continued on next page...*



*Continued from previous page...*

Atom-1	Atom-2	Interatomic distance (Å)	Clash overlap (Å)
1:A:509:MET:C	1:A:511:LYS:N	2.71	0.43
1:A:514:GLY:O	1:A:515:ILE:C	2.55	0.43
1:B:145:HIS:CD2	1:B:147:ILE:HG13	2.53	0.43
1:B:205:PHE:CE1	1:B:207:THR:HA	2.39	0.43
1:B:226:ILE:N	1:B:226:ILE:CD1	2.81	0.43
1:B:27:ILE:HG21	1:B:29:LYS:HZ1	1.82	0.43
2:D:147:GLY:H	2:D:309:THR:CG2	2.27	0.43
2:D:291:LEU:CD2	2:D:328:LEU:HD22	2.41	0.43
2:D:141:MET:HE3	2:D:382:LEU:HG	1.98	0.43
2:D:166:GLN:CG	2:D:427:GLN:NE2	2.79	0.43
2:F:147:GLY:HA2	2:F:299:GLY:CA	2.48	0.43
2:F:395:LEU:HG	2:F:395:LEU:H	1.57	0.43
2:F:415:ALA:O	2:F:419:GLU:HG2	2.17	0.43
3:G:11:LEU:HD13	3:G:183:LEU:CD1	2.47	0.43
1:C:212:LEU:CD2	1:C:212:LEU:C	2.82	0.43
1:C:418:HIS:NE2	1:C:495:LEU:CD2	2.80	0.43
1:C:520:LEU:O	1:C:523:TYR:HB3	2.19	0.43
1:C:552:ARG:NH2	2:E:453:ARG:HH11	2.16	0.43
3:G:134:ALA:O	3:G:135:GLU:C	2.56	0.43
3:G:50:ARG:HH12	3:G:137:LEU:CA	2.31	0.43
4:H:12:GLY:C	4:H:15:LEU:HG	2.38	0.43
1:B:113:ARG:HG3	1:B:113:ARG:HH11	1.83	0.43
1:I:356:ALA:O	1:I:360:ALA:HB3	2.18	0.43
2:N:414:PHE:C	2:N:414:PHE:CD2	2.89	0.43
2:N:457:ASP:OD2	2:N:458:HIS:N	2.45	0.43
2:D:84:VAL:CG2	2:D:85:SER:N	2.81	0.43
2:N:392:ILE:O	2:N:396:VAL:HB	2.18	0.43
1:A:202:ASN:ND2	1:A:202:ASN:H	2.16	0.43
2:D:389:GLY:C	2:D:391:ASP:H	2.19	0.43
1:I:336:GLU:OE1	2:N:285:GLY:C	2.56	0.43
1:I:395:VAL:CA	1:I:398:SER:OG	2.63	0.43
1:I:402:ILE:HG22	1:I:403:VAL:HG13	2.00	0.43
1:I:499:ALA:HA	1:I:505:ALA:HA	2.00	0.43
1:J:184:TYR:O	1:J:185:HIS:ND1	2.51	0.43
1:J:210:ARG:O	1:J:214:VAL:HG23	2.19	0.43
1:J:221:GLY:HA3	1:J:378:VAL:H	1.83	0.43
1:J:369:ILE:CG1	1:J:370:THR:H	2.09	0.43
1:J:42:LEU:HB2	2:M:14:ILE:CD1	2.47	0.43
1:J:71:LEU:HD12	1:J:72:ALA:H	1.82	0.43
1:J:90:PRO:O	1:J:92:GLU:N	2.51	0.43
1:K:274:ASP:HA	1:K:275:PRO:HD2	1.92	0.43

*Continued on next page...*

*Continued from previous page...*

Atom-1	Atom-2	Interatomic distance (Å)	Clash overlap (Å)
2:L:311:ILE:HG21	2:L:313:ILE:HD11	2.00	0.43
2:L:142:ASN:HD21	2:L:358:LEU:HB2	1.84	0.43
2:L:37:ASP:CG	2:L:38:GLY:H	2.21	0.43
2:L:38:GLY:N	2:L:67:ASP:OD1	2.52	0.43
2:L:392:ILE:HG21	2:L:404:LEU:HD12	2.00	0.43
2:L:418:PHE:O	2:L:422:PHE:CB	2.53	0.43
2:L:48:ILE:CG2	2:L:49:GLU:N	2.81	0.43
2:M:206:GLN:C	2:M:208:PHE:N	2.72	0.43
1:K:59:LYS:NZ	2:M:26:ASP:O	2.47	0.43
2:M:392:ILE:C	2:M:394:LYS:N	2.71	0.43
2:N:152:ILE:CB	2:N:313:ILE:HG23	2.41	0.43
2:N:68:LEU:O	2:N:69:ALA:C	2.57	0.43
3:O:166:GLN:CA	3:O:170:PRO:HG2	2.35	0.43
1:A:313:PHE:O	1:A:318:PHE:HB2	2.17	0.43
1:A:335:ARG:CG	1:A:351:PRO:HD3	2.48	0.43
1:A:431:PHE:N	1:A:431:PHE:CD1	2.86	0.43
1:B:212:LEU:CD1	1:B:407:TRP:CD2	3.01	0.43
1:B:211:ILE:CG2	1:B:215:LEU:CD2	2.96	0.43
1:B:301:ALA:HA	1:B:304:TYR:HD2	1.83	0.43
1:B:59:LYS:O	1:B:60:VAL:C	2.56	0.43
1:C:237:THR:O	1:C:240:SER:N	2.39	0.43
1:C:257:GLU:OE1	1:C:325:ASP:OD1	2.36	0.43
1:C:335:ARG:CD	1:C:351:PRO:HD2	2.48	0.43
1:C:67:THR:HG22	1:C:69:LEU:N	2.22	0.43
1:C:80:LEU:HD22	1:C:284:ARG:O	2.17	0.43
2:D:93:PHE:HZ	2:D:106:ILE:HG21	1.81	0.43
2:D:270:ILE:O	2:D:274:ARG:CB	2.65	0.43
2:D:324:PRO:O	2:D:328:LEU:CD1	2.66	0.43
2:D:137:THR:CG2	2:D:425:GLN:OE1	2.64	0.43
2:D:458:HIS:O	2:D:462:TYR:HD1	2.02	0.43
2:D:17:PRO:HG2	2:D:58:GLN:HE21	1.84	0.43
2:E:229:ILE:O	2:E:233:LEU:HG	2.18	0.43
2:E:267:LEU:C	2:E:267:LEU:CD1	2.84	0.43
2:E:338:GLN:O	2:E:339:LEU:HD23	2.18	0.43
2:E:91:ARG:HH11	2:E:91:ARG:HB3	1.79	0.43
2:F:344:HIS:HB2	2:F:351:PRO:CG	2.49	0.43
2:F:381:GLN:CD	2:F:453:ARG:HB3	2.39	0.43
2:F:459:ILE:HD12	2:F:459:ILE:HA	1.85	0.43
1:C:149:VAL:CG1	1:C:181:LEU:HD13	2.48	0.43
1:C:406:PHE:CE2	1:C:428:TYR:CE1	3.07	0.43
1:C:216:PHE:CD1	1:C:429:SER:HB2	2.53	0.43

*Continued on next page...*

*Continued from previous page...*

Atom-1	Atom-2	Interatomic distance (Å)	Clash overlap (Å)
1:C:431:PHE:O	1:C:435:LEU:HG	2.18	0.43
1:C:87:ILE:HD12	1:C:89:ARG:CZ	2.48	0.43
2:E:381:GLN:NE2	2:E:451:LEU:HD22	2.33	0.43
4:P:56:GLU:HG3	4:P:71:LEU:HD21	1.99	0.43
3:G:133:TYR:CA	3:G:137:LEU:HD13	2.48	0.43
3:G:164:LEU:HD23	3:G:169:ILE:HG13	2.00	0.43
1:B:85:ASP:C	1:B:85:ASP:OD1	2.55	0.43
1:A:201:PRO:HA	1:A:367:LYS:CE	2.48	0.43
3:O:94:GLU:HG2	3:O:95:ASN:H	1.82	0.43
3:O:16:GLY:O	3:O:20:LEU:HG	2.19	0.43
4:H:7:PRO:CG	4:H:8:GLU:H	2.28	0.43
1:K:226:ILE:HD12	1:K:383:ALA:CB	2.48	0.43
1:I:498:ASN:OD1	1:I:501:HIS:N	2.51	0.43
2:D:169:ARG:HG3	2:D:169:ARG:HH11	1.82	0.43
1:I:195:VAL:HB	1:I:370:THR:CB	2.47	0.43
1:J:151:PRO:C	1:J:153:VAL:H	2.21	0.43
1:J:193:ARG:HB3	1:J:315:ASP:OD1	2.18	0.43
1:J:205:PHE:CD2	1:J:220:MET:CE	3.00	0.43
1:J:207:THR:C	1:J:209:MET:H	2.21	0.43
1:J:340:ARG:O	1:J:341:LEU:HD23	2.19	0.43
1:J:386:PRO:HA	1:J:387:PRO:HD3	1.60	0.43
1:K:138:VAL:HA	1:K:139:PRO:HD2	1.86	0.43
1:K:132:GLY:N	1:K:151:PRO:HA	2.33	0.43
1:K:209:MET:CB	1:K:212:LEU:HB3	2.42	0.43
1:K:80:LEU:HD22	1:K:284:ARG:O	2.18	0.43
1:K:299:ARG:CB	1:K:299:ARG:HH11	2.30	0.43
1:K:53:GLU:CA	1:K:295:PRO:HG2	2.47	0.43
2:L:132:GLN:HE21	2:L:134:GLY:H	1.67	0.43
2:L:335:GLY:CA	2:L:360:ARG:HG3	2.48	0.43
2:L:348:ILE:HD12	2:L:419:GLU:O	2.19	0.43
2:L:166:GLN:CG	2:L:427:GLN:NE2	2.80	0.43
2:M:220:PHE:HE1	2:M:237:MET:HG2	1.82	0.43
2:M:158:LEU:HG	2:M:341:ARG:CG	2.48	0.43
2:M:36:LYS:C	2:M:38:GLY:H	2.21	0.43
2:M:419:GLU:HB3	2:M:420:ARG:H	1.63	0.43
2:N:133:THR:HG22	2:N:144:LEU:HB2	1.99	0.43
2:N:148:GLN:HG3	2:N:334:GLU:CD	2.37	0.43
2:N:422:PHE:HD1	2:N:422:PHE:C	2.22	0.43
2:N:31:ALA:HB1	2:N:77:GLU:O	2.18	0.43
3:O:185:GLN:OE1	3:O:188:ARG:HD2	2.19	0.43
1:A:101:TYR:HD2	1:A:101:TYR:N	2.16	0.43

*Continued on next page...*

*Continued from previous page...*

Atom-1	Atom-2	Interatomic distance (Å)	Clash overlap (Å)
1:A:23:ARG:H	1:A:23:ARG:HG2	1.47	0.43
1:A:255:CYS:SG	1:A:303:ILE:HG23	2.59	0.43
1:A:343:GLU:O	1:A:345:PRO:HD3	2.18	0.43
1:A:464:LEU:O	1:A:465:GLN:C	2.57	0.43
1:B:243:LYS:C	1:B:244:TRP:CE3	2.91	0.43
1:C:26:ASP:HB3	1:C:69:LEU:N	2.34	0.43
1:C:300:GLU:HA	1:C:330:TRP:HD1	1.72	0.43
1:C:26:ASP:HB3	1:C:69:LEU:O	2.18	0.43
2:D:163:ILE:HG13	2:D:163:ILE:H	1.59	0.43
2:D:446:LEU:HD11	2:D:451:LEU:CG	2.48	0.43
2:D:94:ASN:O	2:D:95:GLY:C	2.56	0.43
2:E:14:ILE:HG23	2:E:19:LEU:HD23	2.00	0.43
2:E:155:GLY:CA	2:E:315:SER:HB3	2.48	0.43
2:E:231:ARG:CG	2:E:231:ARG:HH11	2.32	0.43
2:E:147:GLY:CA	2:E:309:THR:OG1	2.61	0.43
2:F:11:ILE:H	2:F:11:ILE:HG13	1.57	0.43
2:F:146:ARG:NH1	2:F:252:HIS:CB	2.82	0.43
2:F:156:SER:C	2:F:158:LEU:H	2.22	0.43
2:F:195:GLY:N	2:F:222:ASN:O	2.34	0.43
2:F:232:ILE:HG22	2:F:232:ILE:O	2.18	0.43
1:A:261:GLU:OE1	2:F:360:ARG:NH1	2.52	0.43
2:F:414:PHE:CE2	2:F:418:PHE:HB2	2.52	0.43
1:A:250:VAL:CG2	1:A:284:ARG:NH2	2.81	0.43
1:C:130:ARG:HH11	1:C:154:ARG:NH1	2.16	0.43
1:C:211:ILE:O	1:C:215:LEU:HG	2.18	0.43
1:C:193:ARG:HB2	1:C:311:GLU:CB	2.49	0.43
2:E:386:TYR:CD1	2:E:415:ALA:HA	2.53	0.43
3:G:138:ILE:HG22	3:G:139:ARG:N	2.32	0.43
3:G:153:GLU:O	3:G:157:THR:HG23	2.18	0.43
4:H:3:VAL:HB	4:H:45:VAL:HG13	1.99	0.43
2:M:110:LYS:NZ	2:M:244:TYR:HE1	2.16	0.43
4:P:66:ARG:CD	4:P:68:LEU:HD11	2.48	0.43
1:B:87:ILE:CD1	1:B:88:GLN:HB3	2.49	0.43
2:N:396:VAL:CG1	2:N:397:ALA:H	2.29	0.43
1:K:565:GLU:OE1	1:K:566:ALA:HB2	2.18	0.43
1:B:479:ALA:O	1:B:483:VAL:HG23	2.18	0.43
3:O:133:TYR:O	3:O:134:ALA:C	2.57	0.43
3:O:130:PHE:HZ	4:P:15:LEU:HB2	1.65	0.43
1:I:213:ASP:O	1:I:439:TYR:CZ	2.71	0.43
1:I:408:ARG:HB3	1:I:423:ASN:HB2	2.00	0.43
1:I:431:PHE:N	1:I:431:PHE:CD1	2.87	0.43

*Continued on next page...*

*Continued from previous page...*

Atom-1	Atom-2	Interatomic distance (Å)	Clash overlap (Å)
1:I:480:GLU:C	1:I:482:LEU:N	2.72	0.43
1:I:27:ILE:CB	1:I:71:LEU:HD22	2.49	0.43
1:J:133:MET:HG2	1:J:134:VAL:HG23	2.00	0.43
1:J:147:ILE:HD12	1:J:147:ILE:H	1.82	0.43
1:J:208:GLY:N	1:J:213:ASP:OD1	2.52	0.43
1:J:311:GLU:HA	1:J:314:ARG:NE	2.34	0.43
1:K:123:VAL:O	1:K:160:VAL:HG21	2.18	0.43
1:K:232:SER:O	1:K:233:GLY:C	2.57	0.43
1:K:274:ASP:OD2	1:K:283:HIS:HB2	2.19	0.43
1:K:336:GLU:OE1	1:K:340:ARG:HG2	2.19	0.43
1:K:335:ARG:CD	1:K:351:PRO:CD	2.97	0.43
1:K:384:VAL:HG11	1:K:395:VAL:O	2.18	0.43
1:J:293:ASN:CB	2:L:292:ALA:HB1	2.49	0.43
2:L:406:GLU:CG	2:L:407:ASN:N	2.81	0.43
2:L:410:ARG:HA	2:L:413:GLN:OE1	2.18	0.43
2:L:44:GLY:O	2:L:59:VAL:HA	2.18	0.43
2:M:190:VAL:CG1	2:M:191:PHE:N	2.64	0.43
2:M:197:THR:O	2:M:201:LEU:HD23	2.19	0.43
2:M:283:TYR:HD1	2:M:287:MET:SD	2.42	0.43
2:M:291:LEU:CA	2:M:294:ILE:CG1	2.86	0.43
2:M:29:TYR:C	2:M:29:TYR:CD1	2.92	0.43
2:M:49:GLU:C	2:M:51:SER:H	2.21	0.43
2:N:152:ILE:CD1	2:N:152:ILE:N	2.75	0.43
2:N:321:ARG:O	2:N:326:PRO:CG	2.67	0.43
2:N:11:ILE:HB	2:N:68:LEU:HB3	2.01	0.43
1:A:195:VAL:HA	1:A:370:THR:HB	2.00	0.43
1:A:238:GLN:HE22	1:A:325:ASP:N	2.16	0.43
1:A:410:ASP:HB3	1:A:413:LEU:CD2	2.48	0.43
1:B:102:ILE:HD12	2:D:118:PRO:O	2.19	0.43
1:B:272:LEU:HB3	1:B:281:LEU:CB	2.40	0.43
1:B:281:LEU:HD12	1:B:284:ARG:HG3	2.00	0.43
1:B:192:ALA:HB1	1:B:311:GLU:OE2	2.18	0.43
1:B:450:LEU:HD12	1:B:513:TYR:CE1	2.54	0.43
1:B:29:LYS:HB2	1:B:65:VAL:O	2.18	0.43
1:B:80:LEU:HD11	1:B:140:GLU:CG	2.48	0.43
1:C:336:GLU:O	1:C:339:SER:N	2.48	0.43
1:C:23:ARG:CG	1:C:68:GLY:HA2	2.48	0.43
2:D:11:ILE:HB	2:D:19:LEU:CD1	2.43	0.43
2:E:240:THR:O	2:E:243:GLU:N	2.51	0.43
2:E:274:ARG:O	2:E:274:ARG:HG2	2.19	0.43
2:E:138:ILE:HD12	2:E:352:ILE:CD1	2.48	0.43

*Continued on next page...*

*Continued from previous page...*

Atom-1	Atom-2	Interatomic distance (Å)	Clash overlap (Å)
2:F:136:SER:OG	2:F:137:THR:N	2.51	0.43
2:F:144:LEU:HD12	2:F:145:VAL:N	2.30	0.43
2:F:232:ILE:HG23	2:F:263:TYR:CZ	2.53	0.43
4:H:35:THR:CA	4:H:38:GLU:HG3	2.47	0.43
4:H:60:GLU:HB2	4:H:63:MET:CE	2.49	0.43
4:H:67:ASP:C	4:H:68:LEU:HD12	2.39	0.43
1:C:447:TYR:CD1	1:C:513:TYR:HB2	2.53	0.43
1:C:501:HIS:N	1:C:505:ALA:HB2	2.33	0.43
1:C:515:ILE:O	1:C:515:ILE:HG22	2.18	0.43
1:C:548:ILE:O	1:C:548:ILE:HG22	2.18	0.43
1:C:75:LEU:HD12	1:C:187:TRP:HD1	1.83	0.43
2:N:447:PRO:HA	2:N:463:TYR:OH	2.18	0.43
3:G:64:LEU:HA	3:G:122:TYR:CD1	2.53	0.43
2:E:82:LEU:HD12	2:E:111:ARG:NH2	2.34	0.43
4:H:55:PRO:HB3	4:H:57:ARG:NE	2.34	0.43
1:J:507:CYS:HB2	1:J:511:LYS:CD	2.49	0.43
1:J:563:PHE:C	1:J:563:PHE:CD1	2.91	0.43
1:B:31:GLY:O	1:B:34:GLY:N	2.51	0.43
2:N:81:ARG:HA	2:N:112:LEU:O	2.18	0.43
4:H:7:PRO:HB3	4:H:22:GLY:O	2.19	0.43
1:C:476:LEU:HD22	1:C:480:GLU:OE2	2.18	0.43
1:I:519:ILE:CG2	1:I:548:ILE:HG21	2.49	0.43
2:N:403:ALA:O	2:N:404:LEU:CB	2.63	0.43
3:O:110:ASP:C	3:O:112:ALA:H	2.19	0.43
2:F:190:VAL:HG12	2:F:190:VAL:O	2.17	0.43
2:F:190:VAL:O	2:F:255:VAL:HG13	2.18	0.43
1:J:520:LEU:O	1:J:523:TYR:N	2.46	0.43
3:O:136:ALA:C	3:O:138:ILE:H	2.22	0.43
1:I:2:ILE:CG2	1:I:19:MET:SD	3.06	0.43
1:I:236:VAL:HG13	1:I:264:ASP:OD1	2.18	0.43
1:I:357:ARG:NH1	1:I:357:ARG:HG2	2.33	0.43
1:K:124:LYS:HB3	1:K:125:PRO:CD	2.49	0.43
1:K:129:VAL:HG11	1:K:135:LEU:HD22	1.99	0.43
1:K:199:LEU:HD11	1:K:369:ILE:HG22	2.00	0.43
1:K:26:ASP:HB3	1:K:69:LEU:H	1.83	0.43
1:K:216:PHE:CD1	1:K:429:SER:HB2	2.54	0.43
1:K:458:LEU:HA	1:K:461:GLU:HB3	2.00	0.43
2:L:314:LEU:C	2:L:314:LEU:CD1	2.85	0.43
2:L:340:SER:HB3	2:L:343:LEU:HD11	1.98	0.43
2:L:62:GLU:HG3	2:L:63:THR:H	1.83	0.43
2:M:120:ASN:CG	2:M:122:VAL:HB	2.39	0.43

*Continued on next page...*

*Continued from previous page...*

Atom-1	Atom-2	Interatomic distance (Å)	Clash overlap (Å)
2:M:135:ILE:HD11	2:M:166:GLN:HE22	1.79	0.43
2:M:149:LYS:NZ	2:M:333:THR:CA	2.77	0.43
2:M:411:TYR:O	2:M:414:PHE:HB3	2.19	0.43
1:J:42:LEU:CD2	2:M:68:LEU:HG	2.48	0.43
2:M:92:ARG:CB	2:M:219:LEU:HB2	2.49	0.43
2:N:326:PRO:O	2:N:327:ASP:C	2.57	0.43
1:A:313:PHE:HA	1:A:316:GLN:NE2	2.33	0.43
1:A:408:ARG:HB3	1:A:423:ASN:HB3	2.01	0.43
1:A:8:LYS:NZ	2:F:52:GLU:N	2.45	0.43
1:B:133:MET:HG2	1:B:134:VAL:HG23	1.99	0.43
1:B:145:HIS:HD2	1:B:147:ILE:HD12	1.84	0.43
1:B:181:LEU:C	1:B:182:LYS:HE3	2.38	0.43
1:B:240:SER:O	1:B:241:LEU:C	2.56	0.43
1:B:314:ARG:HG2	1:B:368:VAL:HG21	2.01	0.43
1:C:92:GLU:O	1:C:95:ARG:HB3	2.18	0.43
2:D:246:ALA:HA	2:D:251:TYR:H	1.83	0.43
2:D:436:LEU:CD2	2:D:440:TRP:HE1	2.27	0.43
2:D:93:PHE:HB3	2:D:98:LYS:N	2.33	0.43
2:E:316:MET:HB2	2:E:317:PRO:CD	2.46	0.43
2:E:93:PHE:HA	2:E:99:PRO:HA	2.01	0.43
2:F:166:GLN:CG	2:F:170:GLN:HE22	2.32	0.43
1:A:8:LYS:HZ2	2:F:52:GLU:H	1.59	0.43
3:G:194:LEU:HA	3:G:197:ILE:HB	2.01	0.43
1:C:98:THR:HB	1:C:103:THR:CB	2.47	0.43
1:C:131:GLY:C	1:C:151:PRO:HA	2.39	0.43
4:H:86:VAL:HA	4:H:89:TYR:HD1	1.82	0.43
2:E:282:GLY:HA2	3:G:188:ARG:NH1	2.33	0.43
2:N:391:ASP:O	2:N:394:LYS:HE2	2.19	0.43
2:N:394:LYS:CG	2:N:395:LEU:N	2.79	0.43
1:A:220:MET:HG3	1:A:220:MET:O	2.19	0.43
1:J:545:LEU:CD2	1:J:545:LEU:C	2.82	0.43
2:E:400:GLY:O	2:E:402:ASP:N	2.51	0.43
2:F:251:TYR:HB3	2:F:253:VAL:HG23	2.01	0.43
1:C:200:ASP:CB	1:C:201:PRO:CD	2.96	0.43
2:E:208:PHE:HA	2:E:213:ALA:HB3	2.01	0.43
1:A:440:ARG:O	1:A:444:ALA:O	2.37	0.43
2:D:9:THR:O	2:D:10:GLY:C	2.57	0.43
2:N:203:TYR:O	2:N:207:GLU:HG2	2.17	0.43
3:O:122:TYR:O	3:O:126:ALA:N	2.44	0.43
3:O:61:TYR:CE1	4:P:9:THR:O	2.71	0.43
3:O:64:LEU:CD1	3:O:68:GLN:HE21	2.32	0.43

*Continued on next page...*

*Continued from previous page...*

Atom-1	Atom-2	Interatomic distance (Å)	Clash overlap (Å)
1:I:101:TYR:HD2	1:I:101:TYR:N	2.17	0.43
1:I:312:TYR:O	1:I:312:TYR:CD1	2.72	0.43
1:I:477:GLN:HB3	1:I:477:GLN:HE21	1.69	0.43
1:J:362:TYR:C	1:J:364:ARG:N	2.71	0.43
1:J:222:GLY:CA	1:J:431:PHE:CZ	3.01	0.43
1:K:135:LEU:CD2	1:K:149:VAL:CG2	2.97	0.43
1:K:168:VAL:HA	1:K:183:MET:CB	2.49	0.43
1:K:160:VAL:HG22	1:K:173:VAL:HG13	1.99	0.43
1:K:253:VAL:HA	1:K:288:ILE:C	2.39	0.43
1:K:288:ILE:HD11	1:K:309:ILE:CD1	2.27	0.43
2:L:316:MET:CG	2:L:319:ASP:HA	2.49	0.43
2:L:399:ILE:HD11	2:L:404:LEU:HG	2.00	0.43
2:L:442:LEU:HD23	2:L:442:LEU:HA	1.77	0.43
2:M:195:GLY:H	2:M:222:ASN:CB	2.30	0.43
2:M:206:GLN:O	2:M:208:PHE:N	2.52	0.43
2:M:263:TYR:CE2	2:M:267:LEU:HD23	2.54	0.43
2:M:344:HIS:HB2	2:M:351:PRO:HB3	2.00	0.43
2:M:35:ILE:HA	2:M:72:SER:O	2.18	0.43
2:M:127:PRO:CD	2:M:361:LEU:HD11	2.48	0.43
2:N:131:ILE:CG2	2:N:132:GLN:N	2.80	0.43
2:N:51:SER:CB	2:N:54:TYR:O	2.67	0.43
1:A:234:LYS:HA	1:A:237:THR:HG22	2.00	0.43
1:A:509:MET:O	1:A:511:LYS:N	2.51	0.43
1:B:207:THR:C	1:B:209:MET:H	2.22	0.43
1:B:209:MET:HB2	1:B:212:LEU:HB2	2.01	0.43
1:B:303:ILE:CG2	1:B:330:TRP:CD1	3.02	0.43
1:B:338:SER:CA	1:B:343:GLU:OE2	2.66	0.43
1:B:24:MET:HA	1:B:39:ILE:HG22	2.01	0.43
1:C:101:TYR:CG	2:E:119:LEU:HA	2.54	0.43
1:C:282:MET:C	1:C:284:ARG:H	2.22	0.43
1:C:48:PHE:HD1	1:C:341:LEU:HD22	1.83	0.43
2:D:133:THR:O	2:D:170:GLN:HB3	2.19	0.43
2:D:298:ALA:CB	2:D:310:GLN:OE1	2.67	0.43
2:D:454:ILE:CG2	2:D:455:SER:N	2.81	0.43
2:E:144:LEU:CD1	2:E:148:GLN:OE1	2.66	0.43
2:F:265:GLU:HG3	2:F:268:ARG:HH21	1.84	0.43
2:F:337:ILE:CD1	2:F:338:GLN:N	2.78	0.43
2:F:377:GLN:C	2:F:454:ILE:HG12	2.38	0.43
2:F:378:VAL:O	2:F:382:LEU:HG	2.18	0.43
2:F:87:GLU:OE1	2:F:88:MET:N	2.51	0.43
1:C:134:VAL:HG13	1:C:147:ILE:H	1.83	0.43

*Continued on next page...*



*Continued from previous page...*

Atom-1	Atom-2	Interatomic distance (Å)	Clash overlap (Å)
1:C:211:ILE:O	1:C:215:LEU:HD12	2.18	0.43
1:C:552:ARG:NH2	2:E:453:ARG:NH1	2.66	0.43
3:G:67:ALA:CB	3:G:122:TYR:HE2	2.30	0.43
3:G:50:ARG:NH2	3:G:140:VAL:HG13	2.28	0.43
3:G:168:VAL:HG12	3:G:169:ILE:N	2.33	0.43
3:G:27:LEU:O	3:G:31:LYS:CG	2.67	0.43
4:H:85:ASP:OD1	4:H:86:VAL:N	2.51	0.43
1:B:497:GLN:O	1:B:497:GLN:CG	2.54	0.43
4:P:55:PRO:HB3	4:P:57:ARG:NE	2.34	0.43
1:C:488:ARG:HA	1:C:491:ARG:HH21	1.83	0.43
1:A:32:GLU:N	1:A:63:PRO:HD2	2.33	0.43
1:A:5:VAL:HG23	1:A:6:ILE:N	2.33	0.43
3:O:4:VAL:CG1	3:O:5:SER:H	2.20	0.43
1:I:536:ILE:HA	1:I:539:ILE:HB	2.00	0.43
2:E:400:GLY:C	2:E:402:ASP:H	2.22	0.43
1:A:536:ILE:H	1:A:536:ILE:HG13	1.43	0.43
2:F:178:SER:CB	2:F:370:LYS:HG2	2.48	0.43
1:A:174:VAL:C	1:A:175:LEU:HD23	2.39	0.43
2:N:7:GLU:C	2:N:8:TYR:CD1	2.92	0.43
2:M:132:GLN:HE22	2:M:431:SER:HA	1.84	0.43
3:O:139:ARG:HD3	3:O:139:ARG:HA	1.66	0.43
1:I:205:PHE:CD2	1:I:206:LEU:N	2.87	0.43
1:I:346:ALA:HA	2:L:272:ALA:CB	2.43	0.43
1:I:425:ASN:C	1:I:427:SER:N	2.72	0.43
1:J:206:LEU:CD1	1:J:208:GLY:HA2	2.48	0.43
1:J:259:GLY:HA2	1:J:291:THR:CG2	2.48	0.43
1:J:230:PHE:CB	1:J:387:PRO:HB3	2.43	0.43
1:J:457:LEU:C	1:J:461:GLU:OE1	2.57	0.43
1:J:491:ARG:HA	1:J:495:LEU:HB2	1.98	0.43
1:J:418:HIS:HE1	1:J:496:GLN:HB2	1.78	0.43
1:J:75:LEU:HD23	1:J:75:LEU:HA	1.79	0.43
1:K:130:ARG:HH11	1:K:154:ARG:NH1	2.17	0.43
1:K:235:THR:HA	1:K:325:ASP:OD2	2.18	0.43
1:K:234:LYS:HD3	1:K:385:SER:OG	2.18	0.43
1:K:467:ILE:CD1	1:K:470:LEU:HD22	2.48	0.43
2:L:11:ILE:CD1	2:L:11:ILE:N	2.74	0.43
2:L:150:LEU:O	2:L:312:PRO:CD	2.66	0.43
2:L:33:VAL:HA	2:L:76:VAL:CG2	2.46	0.43
2:L:404:LEU:HD22	2:L:405:THR:N	2.34	0.43
2:L:34:ASP:O	2:L:73:VAL:HG13	2.18	0.43
2:M:143:THR:CG2	2:M:144:LEU:N	2.80	0.43

*Continued on next page...*

*Continued from previous page...*

Atom-1	Atom-2	Interatomic distance (Å)	Clash overlap (Å)
2:M:29:TYR:CD1	2:M:47:VAL:O	2.71	0.43
2:M:94:ASN:HB2	2:M:221:LEU:CD1	2.38	0.43
2:N:147:GLY:CA	2:N:299:GLY:CA	2.96	0.43
2:N:219:LEU:HD12	2:N:219:LEU:C	2.39	0.43
2:N:429:ASN:O	2:N:430:ARG:C	2.57	0.43
2:N:60:PHE:O	2:N:229:ILE:HB	2.19	0.43
1:A:294:MET:O	1:A:295:PRO:C	2.56	0.43
1:A:419:PHE:CE2	5:A:600:ADP:C2	3.05	0.43
1:B:6:ILE:HA	1:B:16:ALA:HB2	2.01	0.43
1:B:304:TYR:O	1:B:308:THR:HG23	2.18	0.43
1:B:395:VAL:O	1:B:398:SER:OG	2.37	0.43
1:B:5:VAL:HG23	1:B:5:VAL:O	2.17	0.43
1:C:23:ARG:HG3	1:C:68:GLY:HA3	2.00	0.43
1:C:349:GLY:O	1:C:350:TYR:CD1	2.72	0.43
2:D:291:LEU:HA	2:D:294:ILE:CD1	2.48	0.43
2:D:396:VAL:CG1	2:D:397:ALA:H	2.32	0.43
2:D:399:ILE:HB	2:D:403:ALA:HB3	2.00	0.43
2:D:60:PHE:CD1	2:D:60:PHE:N	2.87	0.43
2:E:92:ARG:CA	2:E:219:LEU:HB2	2.49	0.43
1:C:260:ASN:CB	2:E:334:GLU:OE2	2.67	0.43
2:F:419:GLU:HG3	2:F:420:ARG:N	2.34	0.43
3:G:173:ARG:O	3:G:175:GLN:N	2.52	0.43
1:C:253:VAL:HB	1:C:288:ILE:CG2	2.48	0.43
1:C:501:HIS:O	1:C:502:GLU:C	2.56	0.43
1:C:467:ILE:O	1:C:471:VAL:HG12	2.19	0.43
3:G:83:VAL:HG11	3:G:110:ASP:HB2	2.00	0.43
3:G:114:LEU:CD1	3:G:114:LEU:C	2.87	0.43
1:A:146:LYS:C	1:A:147:ILE:HD13	2.37	0.43
1:I:135:LEU:HD21	1:I:181:LEU:HD12	2.01	0.43
1:C:484:ILE:HA	1:C:484:ILE:HD13	1.77	0.43
1:A:570:ILE:C	1:A:572:GLY:N	2.72	0.43
2:N:245:LEU:O	2:N:251:TYR:HB2	2.19	0.43
2:F:85:SER:HB3	2:F:109:GLU:N	2.33	0.43
1:K:410:ASP:CB	1:K:413:LEU:HD13	2.48	0.43
1:K:541:GLN:O	1:K:543:PRO:N	2.52	0.43
2:M:365:GLY:C	2:M:370:LYS:HG2	2.38	0.43
1:J:565:GLU:O	1:J:569:GLU:N	2.51	0.43
2:E:32:ILE:O	2:E:32:ILE:HG22	2.19	0.43
1:C:192:ALA:HB2	1:C:364:ARG:CD	2.49	0.43
2:D:162:GLU:O	2:D:164:ALA:N	2.52	0.43
1:I:137:THR:O	1:I:137:THR:HG23	2.18	0.43

*Continued on next page...*

*Continued from previous page...*

Atom-1	Atom-2	Interatomic distance (Å)	Clash overlap (Å)
2:E:236:ARG:HG3	2:E:236:ARG:HH11	1.84	0.43
2:N:90:GLY:N	2:N:217:SER:O	2.44	0.43
4:P:3:VAL:HA	4:P:45:VAL:HG13	2.01	0.43
1:I:292:SER:HB2	2:N:292:ALA:HB1	2.00	0.43
1:I:257:GLU:HG3	1:I:325:ASP:OD1	2.19	0.43
1:I:337:ILE:HG22	1:I:343:GLU:OE1	2.18	0.43
1:I:195:VAL:HA	1:I:370:THR:HB	1.99	0.43
1:I:480:GLU:C	1:I:482:LEU:H	2.22	0.43
1:J:174:VAL:CG2	1:J:180:GLU:HB3	2.48	0.43
1:J:301:ALA:O	1:J:304:TYR:HB2	2.18	0.43
1:J:316:GLN:OE1	1:J:318:PHE:CD1	2.72	0.43
1:J:465:GLN:O	1:J:469:GLN:N	2.52	0.43
1:J:490:ILE:N	1:J:490:ILE:HD13	2.33	0.43
1:J:6:ILE:CA	1:J:61:GLY:HA2	2.49	0.43
1:K:219:ALA:HA	1:K:220:MET:CE	2.49	0.43
1:K:273:THR:HG23	1:K:278:GLY:O	2.19	0.43
1:K:300:GLU:HG3	1:K:334:LEU:HD12	1.97	0.43
1:K:370:THR:C	1:K:372:GLY:N	2.71	0.43
1:K:401:ARG:HG2	2:N:261:THR:HG21	2.00	0.43
1:K:62:GLU:HB3	1:K:63:PRO:HD2	1.99	0.43
1:I:347:GLU:CB	2:L:268:ARG:HG3	2.44	0.43
2:M:169:ARG:HG3	2:M:169:ARG:HH11	1.83	0.43
2:M:189:VAL:HG13	2:M:255:VAL:HA	1.99	0.43
2:M:440:TRP:C	2:M:442:LEU:N	2.72	0.43
2:N:136:SER:OG	2:N:137:THR:N	2.51	0.43
2:N:243:GLU:CD	2:N:297:ARG:NH2	2.69	0.43
2:N:268:ARG:HG2	2:N:268:ARG:NH1	2.34	0.43
2:N:51:SER:HB2	2:N:54:TYR:O	2.19	0.43
1:A:447:TYR:N	1:A:448:PRO:CD	2.82	0.43
1:A:460:ARG:NH1	1:A:483:VAL:HG21	2.34	0.43
1:A:480:GLU:C	1:A:482:LEU:N	2.72	0.43
1:A:9:ILE:HD13	1:A:14:VAL:HG22	2.01	0.43
1:B:32:GLU:HB2	1:B:33:GLU:OE1	2.18	0.43
1:B:36:VAL:HG12	1:B:52:TYR:CD1	2.54	0.43
1:B:222:GLY:CA	1:B:431:PHE:HZ	2.31	0.43
1:C:338:SER:O	1:C:343:GLU:N	2.51	0.43
1:C:390:ASP:N	1:C:390:ASP:OD1	2.35	0.43
2:D:33:VAL:CG1	2:D:75:LEU:HD12	2.49	0.43
2:D:404:LEU:HD22	2:D:408:ASP:OD2	2.18	0.43
2:D:93:PHE:CZ	2:D:106:ILE:HG21	2.54	0.43
2:E:133:THR:C	2:E:135:ILE:H	2.20	0.43

*Continued on next page...*

*Continued from previous page...*

Atom-1	Atom-2	Interatomic distance (Å)	Clash overlap (Å)
2:E:325:ILE:CB	2:E:326:PRO:HD3	2.40	0.43
2:F:230:GLU:HA	2:F:233:LEU:HB2	2.01	0.43
1:A:335:ARG:NH1	2:F:279:GLY:CA	2.82	0.43
2:F:340:SER:HB2	2:F:343:LEU:HD11	2.00	0.43
2:F:378:VAL:O	2:F:381:GLN:HB3	2.19	0.43
2:F:47:VAL:O	2:F:48:ILE:O	2.37	0.43
1:C:167:THR:C	1:C:183:MET:SD	2.97	0.43
1:C:302:SER:O	1:C:305:VAL:HG23	2.19	0.43
1:C:501:HIS:O	1:C:505:ALA:N	2.50	0.43
4:H:3:VAL:HA	4:H:45:VAL:HG13	2.00	0.43
1:A:127:ASP:OD1	1:A:127:ASP:N	2.52	0.43
1:I:151:PRO:O	1:I:152:ASP:HB2	2.18	0.43
2:L:204:PHE:C	2:L:206:GLN:H	2.22	0.43
3:G:94:GLU:HG2	3:G:95:ASN:H	1.84	0.43
1:I:520:LEU:HD23	1:I:524:LYS:HG2	2.00	0.43
1:I:118:ALA:O	1:I:139:PRO:HD2	2.19	0.43
1:C:562:TYR:HA	1:C:565:GLU:HB3	2.01	0.43
1:K:73:VAL:HG23	1:K:88:GLN:CB	2.49	0.43
2:E:372:ARG:NH1	2:E:437:GLN:N	2.66	0.43
1:C:540:LEU:HD23	1:C:540:LEU:C	2.39	0.43
2:L:226:ASP:CB	2:L:227:PRO:CD	2.97	0.43
3:O:110:ASP:C	3:O:112:ALA:N	2.72	0.43
2:N:78:ASP:O	2:N:79:VAL:HG23	2.19	0.43
1:K:374:GLU:OE1	1:K:374:GLU:HA	2.19	0.43
4:P:12:GLY:O	4:P:13:PHE:C	2.57	0.42
1:I:238:GLN:HE22	1:I:325:ASP:N	2.16	0.42
1:I:341:LEU:HB3	1:I:343:GLU:OE1	2.19	0.42
1:I:34:GLY:O	1:I:36:VAL:N	2.44	0.42
1:I:352:PRO:C	1:I:354:LEU:H	2.18	0.42
1:I:388:GLY:HA2	2:N:327:ASP:OD1	2.19	0.42
1:J:132:GLY:N	1:J:150:PRO:O	2.52	0.42
1:J:211:ILE:CG2	1:J:215:LEU:CD2	2.96	0.42
1:J:262:MET:CG	1:J:291:THR:HA	2.34	0.42
1:J:292:SER:C	1:J:294:MET:N	2.72	0.42
1:J:46:THR:OG1	1:J:47:ALA:N	2.52	0.42
1:K:197:ARG:HG2	1:K:198:LYS:H	1.84	0.42
1:K:234:LYS:HZ2	1:K:234:LYS:HG2	1.53	0.42
1:K:262:MET:HG2	1:K:266:LEU:CD1	2.48	0.42
1:K:269:PHE:HA	1:K:272:LEU:CD1	2.49	0.42
1:K:258:ARG:CZ	1:K:329:ARG:NE	2.82	0.42
1:K:338:SER:CA	1:K:343:GLU:HB2	2.49	0.42

*Continued on next page...*

*Continued from previous page...*

Atom-1	Atom-2	Interatomic distance (Å)	Clash overlap (Å)
1:K:461:GLU:O	1:K:465:GLN:HG2	2.19	0.42
2:L:186:PRO:CG	2:L:251:TYR:HB3	2.48	0.42
2:M:268:ARG:CZ	2:M:283:TYR:CZ	3.02	0.42
2:M:286:TYR:O	2:M:289:THR:HB	2.18	0.42
2:M:340:SER:C	2:M:342:GLU:N	2.72	0.42
2:M:380:ASP:HA	2:M:383:TYR:CD1	2.54	0.42
1:K:8:LYS:CA	2:M:51:SER:HA	2.48	0.42
2:N:166:GLN:CA	2:N:169:ARG:HH12	2.28	0.42
2:N:271:GLY:CA	2:N:284:PRO:HG3	2.49	0.42
2:N:147:GLY:O	2:N:299:GLY:HA2	2.18	0.42
2:N:361:LEU:HD22	2:N:364:ASN:HD21	1.83	0.42
3:O:27:LEU:C	3:O:29:LYS:N	2.72	0.42
1:A:148:LEU:HD21	1:A:316:GLN:HG2	2.01	0.42
1:A:467:ILE:HA	1:A:470:LEU:HD12	2.01	0.42
1:A:491:ARG:O	1:A:496:GLN:CD	2.57	0.42
1:A:210:ARG:NH2	1:A:512:ALA:HA	2.33	0.42
1:B:241:LEU:HD22	1:B:241:LEU:C	2.39	0.42
1:B:207:THR:HA	1:B:245:SER:HA	2.01	0.42
1:B:393:GLU:OE2	1:B:395:VAL:HG11	2.19	0.42
1:B:495:LEU:CD2	1:B:495:LEU:C	2.86	0.42
1:B:12:PRO:HA	1:B:55:THR:HG21	2.00	0.42
1:C:331:ALA:O	1:C:332:GLU:C	2.57	0.42
1:C:14:VAL:O	1:C:49:VAL:O	2.37	0.42
2:D:125:ARG:HB3	2:D:300:VAL:HG23	2.01	0.42
2:D:191:PHE:HE1	2:D:256:ILE:HG22	1.84	0.42
2:D:246:ALA:CB	2:D:253:VAL:HG23	2.49	0.42
2:D:392:ILE:HA	2:D:395:LEU:HD21	2.01	0.42
2:E:15:SER:CB	2:E:17:PRO:HD2	2.45	0.42
2:E:271:GLY:O	2:E:272:ALA:C	2.57	0.42
2:F:231:ARG:C	2:F:232:ILE:HD12	2.39	0.42
2:F:289:THR:C	2:F:291:LEU:N	2.72	0.42
2:F:344:HIS:HA	2:F:351:PRO:HG3	2.01	0.42
4:H:66:ARG:HB3	4:H:68:LEU:CD1	2.47	0.42
1:A:243:LYS:CG	1:A:244:TRP:H	2.31	0.42
1:A:269:PHE:HA	1:A:272:LEU:CD1	2.49	0.42
1:A:243:LYS:NZ	1:A:272:LEU:HD22	2.34	0.42
1:C:85:ASP:OD1	1:C:90:PRO:N	2.52	0.42
1:I:417:ARG:HH21	2:N:385:ALA:N	2.17	0.42
4:H:19:GLU:HG3	4:H:21:TYR:HE1	1.81	0.42
1:B:210:ARG:HE	1:B:497:GLN:CG	2.32	0.42
3:G:196:ARG:O	3:G:200:LYS:HG2	2.18	0.42

*Continued on next page...*

*Continued from previous page...*

Atom-1	Atom-2	Interatomic distance (Å)	Clash overlap (Å)
2:N:188:ALA:HB3	2:N:253:VAL:CG2	2.45	0.42
2:L:81:ARG:HD2	2:L:81:ARG:N	2.33	0.42
1:I:520:LEU:HD23	1:I:524:LYS:CG	2.49	0.42
1:K:527:GLU:O	1:K:531:LYS:HB2	2.19	0.42
1:I:446:ASP:O	1:I:449:GLU:HB2	2.19	0.42
3:O:60:ALA:O	3:O:63:ALA:HB3	2.19	0.42
4:P:19:GLU:O	4:P:19:GLU:HG3	2.19	0.42
4:P:4:ILE:HD12	4:P:5:ALA:N	2.33	0.42
1:I:234:LYS:HA	1:I:237:THR:HG22	2.01	0.42
1:I:314:ARG:HD2	1:I:368:VAL:CG2	2.44	0.42
1:I:367:LYS:CA	1:I:377:ALA:CB	2.90	0.42
1:J:226:ILE:HD13	1:J:226:ILE:N	2.34	0.42
1:J:384:VAL:O	1:J:384:VAL:HG23	2.19	0.42
1:J:19:MET:HE3	1:J:64:VAL:O	2.19	0.42
1:K:290:ASN:OD1	1:K:299:ARG:HA	2.19	0.42
1:K:256:GLY:CA	1:K:329:ARG:HB3	2.39	0.42
1:K:331:ALA:O	1:K:333:ALA:N	2.52	0.42
1:K:422:ILE:CG2	1:K:495:LEU:HD21	2.49	0.42
1:J:258:ARG:HG2	2:L:332:ILE:HA	2.00	0.42
2:L:43:ARG:HB3	2:L:44:GLY:H	1.73	0.42
2:L:31:ALA:C	2:L:47:VAL:HG23	2.40	0.42
2:M:167:ILE:HD12	2:M:167:ILE:N	2.34	0.42
2:M:231:ARG:CG	2:M:231:ARG:HH11	2.32	0.42
2:M:220:PHE:HZ	2:M:241:VAL:HG21	1.84	0.42
2:M:295:TYR:O	2:M:297:ARG:N	2.52	0.42
2:N:232:ILE:HG13	2:N:263:TYR:CD1	2.54	0.42
2:N:325:ILE:HB	2:N:326:PRO:CD	2.49	0.42
2:N:422:PHE:O	2:N:430:ARG:NH2	2.44	0.42
1:B:217:PRO:C	1:B:218:VAL:HG13	2.39	0.42
1:B:494:PHE:CD1	1:B:515:ILE:CG2	2.98	0.42
2:D:262:ASN:O	2:D:264:CYS:N	2.52	0.42
2:D:425:GLN:H	2:D:425:GLN:HG2	1.74	0.42
2:D:43:ARG:HH22	2:D:65:GLY:CA	2.17	0.42
2:D:60:PHE:HD1	2:D:60:PHE:N	2.17	0.42
2:E:148:GLN:C	2:E:309:THR:CG2	2.88	0.42
2:E:14:ILE:HA	2:E:19:LEU:HD22	2.01	0.42
2:E:49:GLU:HG3	2:E:49:GLU:O	2.19	0.42
2:F:60:PHE:O	2:F:229:ILE:HB	2.19	0.42
2:F:114:ILE:CA	2:F:240:THR:OG1	2.66	0.42
2:F:392:ILE:CD1	2:F:392:ILE:H	2.31	0.42
1:C:42:LEU:HD22	2:F:68:LEU:HD11	2.00	0.42

*Continued on next page...*

*Continued from previous page...*

Atom-1	Atom-2	Interatomic distance (Å)	Clash overlap (Å)
1:I:243:LYS:CD	1:I:272:LEU:HD13	2.49	0.42
4:H:30:GLN:HA	4:H:33:LEU:CG	2.48	0.42
1:C:160:VAL:HG22	1:C:173:VAL:HG13	2.00	0.42
1:C:431:PHE:N	1:C:431:PHE:CD2	2.87	0.42
4:H:48:ASP:OD1	4:H:75:ALA:HA	2.18	0.42
2:E:89:LEU:CB	2:E:216:ARG:HA	2.41	0.42
1:A:564:GLU:HA	1:A:567:MET:CG	2.50	0.42
1:I:536:ILE:HG13	1:I:536:ILE:H	1.37	0.42
1:J:412:SER:C	1:J:414:ALA:N	2.72	0.42
2:E:32:ILE:HA	2:E:32:ILE:HD13	1.93	0.42
2:D:391:ASP:C	2:D:393:ARG:N	2.71	0.42
2:M:132:GLN:NE2	2:M:432:ILE:H	2.17	0.42
2:N:130:PHE:HB3	2:N:366:VAL:CG1	2.49	0.42
2:D:173:VAL:HG23	2:D:173:VAL:O	2.17	0.42
1:B:527:GLU:O	1:B:527:GLU:HG2	2.19	0.42
3:O:131:ARG:O	3:O:135:GLU:CB	2.67	0.42
4:P:48:ASP:HB3	4:P:51:LEU:HD21	2.00	0.42
1:I:212:LEU:HD23	1:I:216:PHE:O	2.19	0.42
1:I:258:ARG:O	1:I:259:GLY:C	2.58	0.42
1:I:263:THR:O	1:I:263:THR:CG2	2.67	0.42
1:I:430:LEU:HD11	2:L:157:GLY:C	2.39	0.42
1:I:86:GLY:HA2	1:I:302:SER:HA	2.00	0.42
1:J:145:HIS:CD2	1:J:145:HIS:C	2.92	0.42
1:J:21:GLY:CA	2:M:69:ALA:N	2.79	0.42
1:J:281:LEU:O	1:J:281:LEU:HD12	2.19	0.42
1:J:238:GLN:CB	1:J:323:MET:SD	3.04	0.42
1:J:439:TYR:CG	1:J:447:TYR:HE2	2.36	0.42
1:J:90:PRO:O	1:J:94:ILE:HG13	2.19	0.42
1:K:38:GLU:HB3	1:K:50:GLN:CB	2.45	0.42
1:K:519:ILE:O	1:K:520:LEU:C	2.56	0.42
1:I:359:ALA:CB	2:L:224:ALA:C	2.87	0.42
2:L:232:ILE:O	2:L:235:PRO:HD2	2.18	0.42
2:L:292:ALA:HA	2:L:332:ILE:HD13	2.01	0.42
2:L:410:ARG:C	2:L:412:LEU:N	2.71	0.42
2:M:133:THR:C	2:M:135:ILE:N	2.72	0.42
1:J:42:LEU:HD13	2:M:14:ILE:CB	2.49	0.42
2:M:292:ALA:O	2:M:296:GLU:CB	2.66	0.42
2:M:135:ILE:CD1	2:M:425:GLN:NE2	2.75	0.42
2:N:68:LEU:HD23	2:N:68:LEU:H	1.82	0.42
3:O:170:PRO:HA	3:O:173:ARG:HB2	2.00	0.42
1:A:2:ILE:HG13	1:A:20:LEU:HG	2.01	0.42

*Continued on next page...*

*Continued from previous page...*

Atom-1	Atom-2	Interatomic distance (Å)	Clash overlap (Å)
1:A:226:ILE:HD11	1:A:409:LEU:CD2	2.49	0.42
1:A:241:LEU:HD12	1:A:323:MET:SD	2.60	0.42
1:A:337:ILE:HG22	1:A:343:GLU:OE1	2.20	0.42
1:A:224:ALA:HB1	1:A:407:TRP:HZ3	1.83	0.42
1:B:222:GLY:HA3	1:B:431:PHE:HZ	1.82	0.42
1:B:251:VAL:HG12	1:B:252:TYR:N	2.28	0.42
1:B:282:MET:CE	1:B:285:THR:HB	2.49	0.42
1:B:306:GLY:O	1:B:309:ILE:HG22	2.19	0.42
1:C:23:ARG:HG3	1:C:68:GLY:CA	2.50	0.42
2:D:324:PRO:HD2	2:D:325:ILE:H	1.85	0.42
2:D:329:THR:OG1	2:D:330:GLY:N	2.53	0.42
2:D:425:GLN:NE2	2:D:430:ARG:NH1	2.67	0.42
2:D:62:GLU:HG3	2:D:63:THR:H	1.83	0.42
2:D:19:LEU:HB2	2:D:66:LEU:HD11	2.01	0.42
2:E:197:THR:O	2:E:201:LEU:CB	2.66	0.42
1:C:260:ASN:ND2	2:E:334:GLU:OE2	2.53	0.42
2:E:135:ILE:CD1	2:E:425:GLN:NE2	2.77	0.42
2:F:154:SER:OG	2:F:158:LEU:HB3	2.19	0.42
2:F:96:ILE:O	2:F:237:MET:HE3	2.19	0.42
2:F:33:VAL:O	2:F:44:GLY:O	2.36	0.42
1:A:272:LEU:O	1:A:280:PRO:HA	2.19	0.42
1:C:115:LYS:O	1:C:167:THR:CB	2.64	0.42
1:C:216:PHE:HB2	1:C:407:TRP:CD1	2.55	0.42
1:C:422:ILE:HG23	1:C:495:LEU:HD21	2.02	0.42
3:G:105:LYS:HG2	3:G:138:ILE:HG23	2.01	0.42
4:H:14:ARG:NH2	4:H:21:TYR:HA	2.34	0.42
4:H:46:ALA:HB1	4:H:72:LEU:HB3	2.00	0.42
1:A:135:LEU:HD21	1:A:181:LEU:HD12	2.01	0.42
1:K:539:ILE:HA	1:K:542:LEU:HG	2.00	0.42
2:N:418:PHE:HA	2:N:442:LEU:HD13	2.02	0.42
1:A:263:THR:OG1	2:F:124:ARG:CB	2.67	0.42
4:P:78:LYS:HG2	4:P:78:LYS:H	1.62	0.42
1:I:32:GLU:N	1:I:63:PRO:HD2	2.35	0.42
1:K:456:GLU:CA	1:K:459:GLN:HB2	2.48	0.42
1:C:571:GLN:O	1:C:575:LYS:HB2	2.20	0.42
4:P:11:GLN:O	4:P:14:ARG:HG2	2.19	0.42
1:I:204:PRO:HD2	1:I:438:TRP:HB3	2.01	0.42
1:I:311:GLU:O	1:I:315:ASP:OD2	2.37	0.42
1:I:41:ARG:HB3	1:I:48:PHE:CD2	2.53	0.42
1:I:503:VAL:HG21	1:I:555:SER:OG	2.19	0.42
1:J:132:GLY:HA3	1:J:149:VAL:O	2.15	0.42

*Continued on next page...*



*Continued from previous page...*

Atom-1	Atom-2	Interatomic distance (Å)	Clash overlap (Å)
1:J:253:VAL:O	1:J:324:ALA:HB1	2.19	0.42
1:J:274:ASP:HB2	1:J:281:LEU:HA	2.00	0.42
1:J:369:ILE:HD11	1:J:373:GLY:HA2	2.01	0.42
1:K:234:LYS:HE2	5:K:600:ADP:PB	2.58	0.42
1:K:301:ALA:C	1:K:303:ILE:HD13	2.40	0.42
2:L:11:ILE:O	2:L:11:ILE:HG12	2.18	0.42
2:L:289:THR:O	2:L:292:ALA:HB3	2.20	0.42
2:L:142:ASN:CG	2:L:358:LEU:HA	2.40	0.42
2:L:141:MET:HE1	2:L:378:VAL:O	2.19	0.42
2:L:392:ILE:HG23	2:L:404:LEU:HD12	2.01	0.42
2:M:148:GLN:HG2	2:M:148:GLN:O	2.18	0.42
2:M:208:PHE:C	2:M:210:ARG:H	2.23	0.42
2:M:438:ILE:O	2:M:441:ALA:N	2.52	0.42
2:N:231:ARG:C	2:N:232:ILE:HD12	2.40	0.42
2:N:438:ILE:O	2:N:441:ALA:N	2.51	0.42
2:N:48:ILE:HB	2:N:49:GLU:H	1.48	0.42
3:O:177:ARG:HB3	3:O:177:ARG:HH11	1.84	0.42
3:O:188:ARG:CG	3:O:192:PHE:CE2	2.92	0.42
1:A:14:VAL:CG1	1:A:15:ILE:N	2.54	0.42
1:A:234:LYS:HA	1:A:237:THR:CG2	2.49	0.42
1:A:195:VAL:HG12	1:A:314:ARG:NH2	2.34	0.42
1:A:322:LEU:HD23	1:A:323:MET:H	1.81	0.42
1:A:238:GLN:CB	1:A:323:MET:HE3	2.31	0.42
1:A:13:ALA:CB	1:A:340:ARG:HE	2.22	0.42
1:A:400:LEU:HD23	1:A:400:LEU:HA	1.82	0.42
1:A:419:PHE:O	1:A:497:GLN:N	2.39	0.42
1:A:462:ALA:HA	1:A:465:GLN:HG3	2.01	0.42
1:A:559:PHE:HB3	1:A:560:PRO:CD	2.45	0.42
1:B:206:LEU:HD13	1:B:208:GLY:H	1.85	0.42
1:B:448:PRO:CB	1:B:451:ARG:HE	2.31	0.42
1:B:424:TRP:CD1	1:B:458:LEU:HD13	2.54	0.42
1:B:457:LEU:HD13	1:B:490:ILE:HG21	2.00	0.42
1:C:230:PHE:O	1:C:232:SER:N	2.53	0.42
1:C:338:SER:OG	1:C:343:GLU:HB2	2.19	0.42
2:D:254:LEU:HD11	2:D:311:ILE:CD1	2.46	0.42
2:D:299:GLY:O	2:D:300:VAL:HG13	2.19	0.42
2:E:195:GLY:H	2:E:222:ASN:CG	2.22	0.42
2:E:61:GLU:HG3	2:E:227:PRO:HB3	2.00	0.42
2:F:394:LYS:CG	2:F:395:LEU:N	2.80	0.42
2:F:429:ASN:O	2:F:430:ARG:C	2.57	0.42
1:C:124:LYS:HB3	1:C:125:PRO:CD	2.49	0.42

*Continued on next page...*

*Continued from previous page...*

Atom-1	Atom-2	Interatomic distance (Å)	Clash overlap (Å)
1:C:138:VAL:HG23	1:C:147:ILE:HD11	2.01	0.42
1:C:207:THR:HA	1:C:245:SER:OG	2.20	0.42
1:C:211:ILE:HG13	1:C:215:LEU:CD2	2.49	0.42
1:C:365:ALA:HB2	1:C:380:ILE:HG13	2.01	0.42
1:C:420:PRO:C	1:C:422:ILE:H	2.21	0.42
1:C:451:ARG:CG	1:C:452:ASP:N	2.78	0.42
2:N:390:VAL:HG13	2:N:393:ARG:HB2	2.01	0.42
1:I:564:GLU:C	1:I:567:MET:HG3	2.39	0.42
1:B:107:VAL:HG22	1:B:108:VAL:N	2.34	0.42
2:D:84:VAL:O	2:D:109:GLU:N	2.48	0.42
1:B:17:LYS:HB3	1:B:46:THR:HB	2.01	0.42
2:E:404:LEU:HB2	2:E:409:ARG:HH21	1.84	0.42
2:M:23:ASN:CA	2:M:25:LYS:HE2	2.49	0.42
2:F:249:HIS:O	2:F:250:ASP:HB2	2.20	0.42
1:K:476:LEU:HD22	1:K:480:GLU:OE2	2.19	0.42
1:K:480:GLU:OE1	1:K:480:GLU:HA	2.20	0.42
2:N:109:GLU:OE1	2:N:109:GLU:HA	2.20	0.42
2:M:132:GLN:C	2:M:132:GLN:OE1	2.58	0.42
3:O:35:LEU:O	3:O:39:PHE:CB	2.67	0.42
3:O:83:VAL:N	3:O:84:PRO:HD3	2.34	0.42
1:I:335:ARG:NH1	2:N:279:GLY:HA2	2.35	0.42
1:I:408:ARG:HD3	1:I:423:ASN:HB2	2.02	0.42
1:I:436:ASP:N	1:I:437:PRO:CD	2.82	0.42
1:I:503:VAL:O	1:I:505:ALA:N	2.52	0.42
1:J:192:ALA:HB2	1:J:364:ARG:HD2	2.02	0.42
1:J:27:ILE:HG21	1:J:29:LYS:NZ	2.35	0.42
1:J:494:PHE:CD1	1:J:515:ILE:CG2	2.97	0.42
1:J:73:VAL:CG1	1:J:88:GLN:NE2	2.82	0.42
1:K:424:TRP:O	1:K:425:ASN:C	2.56	0.42
1:K:515:ILE:HD11	1:K:559:PHE:HE1	1.84	0.42
1:K:8:LYS:HG2	1:K:15:ILE:HB	2.01	0.42
2:L:11:ILE:HB	2:L:19:LEU:CD1	2.42	0.42
2:L:284:PRO:C	2:L:286:TYR:H	2.23	0.42
2:L:117:LEU:C	2:L:297:ARG:NH2	2.73	0.42
2:M:18:LEU:H	2:M:18:LEU:HD12	1.82	0.42
2:M:394:LYS:HB3	2:M:395:LEU:HD12	2.01	0.42
2:M:73:VAL:HG12	2:M:74:SER:H	1.85	0.42
1:I:293:ASN:CB	2:N:293:THR:CA	2.96	0.42
2:N:351:PRO:O	2:N:352:ILE:HD13	2.20	0.42
1:A:290:ASN:OD1	1:A:294:MET:SD	2.78	0.42
1:B:80:LEU:HD21	1:B:140:GLU:CD	2.39	0.42

*Continued on next page...*

*Continued from previous page...*

Atom-1	Atom-2	Interatomic distance (Å)	Clash overlap (Å)
1:B:6:ILE:HA	1:B:16:ALA:CB	2.49	0.42
1:B:226:ILE:HG22	1:B:407:TRP:HB2	2.02	0.42
1:B:257:GLU:OE2	1:B:261:GLU:OE1	2.37	0.42
1:B:195:VAL:CG1	1:B:314:ARG:HH11	2.32	0.42
1:B:494:PHE:CE1	1:B:516:MET:HB3	2.54	0.42
1:C:15:ILE:CG2	1:C:48:PHE:CD2	3.01	0.42
1:C:230:PHE:CE2	2:E:321:ARG:NH2	2.87	0.42
1:C:295:PRO:O	1:C:299:ARG:HD2	2.19	0.42
1:C:331:ALA:O	1:C:335:ARG:HB2	2.20	0.42
2:D:160:ALA:O	2:D:161:ASN:C	2.57	0.42
2:D:91:ARG:HB2	2:D:93:PHE:CE1	2.55	0.42
2:F:116:GLY:CA	2:F:297:ARG:NH1	2.83	0.42
2:F:37:ASP:CG	2:F:66:LEU:HD21	2.40	0.42
4:H:33:LEU:H	4:H:33:LEU:HD23	1.85	0.42
1:A:243:LYS:HD2	1:A:272:LEU:CD1	2.48	0.42
1:C:205:PHE:CB	1:C:218:VAL:O	2.68	0.42
1:C:189:VAL:CB	1:C:304:TYR:HB3	2.25	0.42
1:C:379:THR:O	1:C:380:ILE:HD13	2.20	0.42
3:G:154:ILE:HG21	4:H:97:THR:HG23	2.02	0.42
3:G:79:ALA:HB1	3:G:115:SER:OG	2.19	0.42
1:K:542:LEU:O	1:K:544:VAL:N	2.53	0.42
2:N:388:ASN:HB3	2:N:411:TYR:HD2	1.80	0.42
1:A:200:ASP:O	1:A:367:LYS:HE2	2.19	0.42
2:D:355:LEU:HA	2:D:383:TYR:CZ	2.54	0.42
1:A:31:GLY:O	1:A:33:GLU:N	2.50	0.42
1:K:126:GLY:HA2	1:K:156:ARG:NH1	2.34	0.42
1:B:87:ILE:O	1:B:88:GLN:HB2	2.20	0.42
1:A:7:GLN:CB	1:A:17:LYS:HB3	2.44	0.42
2:F:8:TYR:HE2	2:F:24:ALA:HB2	1.82	0.42
2:L:174:ARG:HG3	2:L:174:ARG:HH11	1.85	0.42
1:C:177:ASP:CG	1:C:177:ASP:O	2.57	0.42
4:P:96:LYS:O	4:P:97:THR:O	2.37	0.42
1:I:258:ARG:HD3	1:I:261:GLU:CB	2.49	0.42
1:I:439:TYR:O	1:I:443:VAL:N	2.52	0.42
1:J:172:VAL:CG2	1:J:173:VAL:N	2.82	0.42
1:J:243:LYS:C	1:J:244:TRP:CE3	2.93	0.42
1:J:457:LEU:CD1	1:J:490:ILE:HG21	2.49	0.42
1:J:87:ILE:O	1:J:88:GLN:HB2	2.20	0.42
1:K:343:GLU:H	1:K:343:GLU:CD	2.22	0.42
1:K:220:MET:O	1:K:379:THR:HA	2.20	0.42
2:L:294:ILE:O	2:L:310:GLN:NE2	2.42	0.42

*Continued on next page...*

*Continued from previous page...*

Atom-1	Atom-2	Interatomic distance (Å)	Clash overlap (Å)
2:L:320:ASP:OD2	2:L:322:THR:HG23	2.19	0.42
2:L:349:TYR:C	2:L:424:ASN:HA	2.40	0.42
2:L:436:LEU:CD2	2:L:440:TRP:HE1	2.26	0.42
2:L:381:GLN:HA	2:L:453:ARG:CB	2.49	0.42
2:M:130:PHE:HZ	2:M:139:ASP:CB	2.26	0.42
2:M:379:SER:O	2:M:383:TYR:CD1	2.72	0.42
2:N:89:LEU:HD22	2:N:216:ARG:C	2.40	0.42
2:N:267:LEU:O	2:N:270:ILE:CG1	2.66	0.42
2:N:26:ASP:O	2:N:27:LEU:HD23	2.19	0.42
2:N:295:TYR:CD2	2:N:332:ILE:HG21	2.55	0.42
2:N:347:GLY:O	2:N:348:ILE:C	2.58	0.42
1:A:329:ARG:NE	1:A:329:ARG:CA	2.82	0.42
1:A:341:LEU:HB3	1:A:343:GLU:OE1	2.19	0.42
1:A:454:ILE:C	1:A:456:GLU:N	2.71	0.42
1:B:136:GLY:O	1:B:147:ILE:HB	2.20	0.42
1:B:234:LYS:O	1:B:238:GLN:NE2	2.53	0.42
1:B:294:MET:HE1	2:D:118:PRO:HG3	2.01	0.42
1:B:394:PRO:O	1:B:398:SER:OG	2.30	0.42
1:C:239:GLN:O	1:C:243:LYS:HG3	2.20	0.42
2:D:278:PRO:HB2	2:D:283:TYR:N	2.35	0.42
2:D:419:GLU:HA	2:D:423:ILE:HG13	2.02	0.42
2:D:11:ILE:HD11	2:D:68:LEU:HA	2.01	0.42
2:D:81:ARG:HD2	2:D:81:ARG:N	2.34	0.42
2:D:96:ILE:CG2	2:D:98:LYS:HE3	2.30	0.42
2:E:119:LEU:HD21	2:E:123:ALA:HB3	2.01	0.42
2:E:133:THR:OG1	2:E:167:ILE:HG13	2.20	0.42
2:E:136:SER:OG	2:E:137:THR:N	2.53	0.42
2:E:192:ALA:HB3	2:E:257:LEU:CD1	2.47	0.42
2:E:94:ASN:ND2	2:E:221:LEU:C	2.72	0.42
2:E:233:LEU:CA	2:E:235:PRO:HD2	2.49	0.42
2:E:257:LEU:HD23	2:E:258:THR:O	2.19	0.42
2:E:264:CYS:O	2:E:265:GLU:C	2.57	0.42
1:C:58:LEU:H	2:E:29:TYR:HD2	1.67	0.42
2:E:377:GLN:OE1	2:E:458:HIS:ND1	2.52	0.42
2:E:39:THR:HG23	2:E:41:ARG:CB	2.49	0.42
2:F:61:GLU:HB3	2:F:62:GLU:OE2	2.20	0.42
2:F:91:ARG:HB2	2:F:93:PHE:HE1	1.85	0.42
3:G:117:VAL:O	3:G:119:THR:N	2.53	0.42
3:G:136:ALA:C	3:G:138:ILE:H	2.22	0.42
2:E:399:ILE:HD11	3:G:155:LYS:HD2	2.01	0.42
3:G:62:ALA:HA	3:G:65:LEU:HD22	2.02	0.42

*Continued on next page...*

*Continued from previous page...*

Atom-1	Atom-2	Interatomic distance (Å)	Clash overlap (Å)
4:H:11:GLN:O	4:H:15:LEU:HG	2.18	0.42
1:A:185:HIS:HD1	1:A:185:HIS:N	2.17	0.42
2:L:93:PHE:CZ	2:L:106:ILE:HG21	2.53	0.42
2:L:91:ARG:HB2	2:L:93:PHE:HE1	1.84	0.42
2:L:197:THR:HG22	2:L:198:GLN:N	2.33	0.42
3:G:58:LYS:HB2	3:G:58:LYS:HE2	1.92	0.42
2:D:355:LEU:N	2:D:356:PRO:CD	2.83	0.42
1:A:263:THR:OG1	1:A:266:LEU:HD12	2.19	0.42
2:N:254:LEU:HD12	2:N:254:LEU:H	1.83	0.42
3:O:85:PRO:HG2	3:O:86:LEU:N	2.33	0.42
1:I:132:GLY:O	1:I:148:LEU:HD22	2.19	0.42
1:I:218:VAL:HB	1:I:219:ALA:H	1.52	0.42
1:I:315:ASP:CA	1:I:370:THR:CG2	2.84	0.42
1:J:147:ILE:O	1:J:148:LEU:HD23	2.20	0.42
1:J:220:MET:SD	1:J:377:ALA:CB	3.07	0.42
1:J:258:ARG:HB2	1:J:261:GLU:CB	2.49	0.42
1:K:4:GLY:HA3	1:K:19:MET:HE3	2.02	0.42
1:K:384:VAL:HG13	1:K:395:VAL:CG1	2.49	0.42
1:K:76:GLY:HA2	1:K:312:TYR:OH	2.19	0.42
2:L:326:PRO:CG	2:L:327:ASP:N	2.82	0.42
2:L:166:GLN:HG2	2:L:427:GLN:OE1	2.19	0.42
2:M:159:PRO:HG3	2:M:344:HIS:CG	2.55	0.42
2:M:239:LEU:CD1	2:M:297:ARG:CD	2.94	0.42
2:M:324:PRO:HA	2:M:327:ASP:CB	2.41	0.42
2:M:338:GLN:CG	2:M:339:LEU:N	2.82	0.42
2:M:377:GLN:OE1	2:M:458:HIS:ND1	2.53	0.42
2:M:414:PHE:CD1	2:M:414:PHE:O	2.73	0.42
2:M:170:GLN:HB3	2:M:429:ASN:OD1	2.19	0.42
2:N:289:THR:C	2:N:291:LEU:N	2.72	0.42
2:N:281:ARG:HB3	2:N:324:PRO:HG3	1.97	0.42
1:I:8:LYS:NZ	2:N:51:SER:HB3	2.34	0.42
3:O:11:LEU:O	3:O:15:ARG:HD2	2.20	0.42
1:A:207:THR:OG1	1:A:241:LEU:HA	2.18	0.42
1:A:210:ARG:HH22	1:A:512:ALA:N	2.15	0.42
1:A:494:PHE:CE1	1:A:515:ILE:CG2	3.02	0.42
1:B:205:PHE:CD2	1:B:220:MET:CE	3.03	0.42
1:B:23:ARG:HH21	1:B:70:PRO:CG	2.31	0.42
1:B:274:ASP:CB	1:B:281:LEU:HB2	2.48	0.42
1:B:386:PRO:HB2	1:B:390:ASP:OD1	2.20	0.42
1:C:236:VAL:CG1	1:C:239:GLN:OE1	2.67	0.42
1:C:6:ILE:HD12	1:C:62:GLU:N	2.34	0.42

*Continued on next page...*

*Continued from previous page...*

Atom-1	Atom-2	Interatomic distance (Å)	Clash overlap (Å)
2:D:112:LEU:HA	2:D:113:PRO:HD3	1.93	0.42
2:D:186:PRO:HG2	2:D:251:TYR:HB3	2.01	0.42
2:E:135:ILE:HG13	2:E:166:GLN:HE21	1.81	0.42
2:E:35:ILE:O	2:E:35:ILE:CG2	2.66	0.42
2:E:46:GLN:HG2	2:E:47:VAL:N	2.35	0.42
2:E:78:ASP:C	2:E:79:VAL:HG13	2.39	0.42
2:E:95:GLY:C	2:E:96:ILE:HG22	2.40	0.42
2:F:133:THR:HG23	2:F:139:ASP:CG	2.38	0.42
2:F:158:LEU:O	2:F:160:ALA:N	2.41	0.42
2:F:314:LEU:HD13	2:F:325:ILE:HG21	2.01	0.42
1:C:454:ILE:HD11	1:C:520:LEU:HD21	2.02	0.42
2:N:378:VAL:O	2:N:381:GLN:HB3	2.19	0.42
3:G:35:LEU:O	3:G:39:PHE:HB3	2.19	0.42
3:G:71:ASP:O	3:G:71:ASP:CG	2.58	0.42
2:L:91:ARG:HB2	2:L:93:PHE:CE1	2.54	0.42
3:G:187:GLU:CA	3:G:190:ASP:OD2	2.67	0.42
1:B:474:ASP:C	1:B:476:LEU:H	2.23	0.42
1:J:481:ARG:HB3	1:J:485:GLU:OE1	2.20	0.42
1:J:536:ILE:HG22	1:J:537:ASP:N	2.33	0.42
1:J:525:GLU:O	1:J:574:PHE:HE2	2.03	0.42
1:A:536:ILE:O	1:A:539:ILE:HB	2.20	0.42
2:D:9:THR:HG23	2:D:10:GLY:H	1.83	0.42
2:N:84:VAL:HG13	2:N:84:VAL:O	2.18	0.42
3:O:82:GLY:C	3:O:84:PRO:HD3	2.40	0.42
1:I:291:THR:HG23	1:I:294:MET:HG3	2.02	0.42
1:I:301:ALA:O	1:I:302:SER:C	2.58	0.42
1:I:491:ARG:O	1:I:496:GLN:CD	2.58	0.42
1:J:187:TRP:HZ2	1:J:192:ALA:O	2.02	0.42
1:J:206:LEU:HD13	1:J:208:GLY:H	1.85	0.42
1:K:119:TRP:CE2	1:K:172:VAL:HB	2.55	0.42
1:K:250:VAL:HG22	1:K:284:ARG:HH21	1.83	0.42
1:K:148:LEU:CD1	1:K:315:ASP:HB2	2.50	0.42
1:K:314:ARG:HH21	1:K:370:THR:HG22	1.84	0.42
1:K:512:ALA:O	1:K:513:TYR:C	2.58	0.42
1:K:5:VAL:C	1:K:64:VAL:CG2	2.88	0.42
1:K:67:THR:CG2	1:K:69:LEU:O	2.67	0.42
2:L:392:ILE:HA	2:L:395:LEU:HD11	2.01	0.42
2:L:349:TYR:H	2:L:424:ASN:CB	2.32	0.42
2:L:33:VAL:CG1	2:L:75:LEU:HD12	2.50	0.42
2:M:144:LEU:CG	2:M:146:ARG:N	2.72	0.42
2:M:310:GLN:HG3	2:M:310:GLN:H	1.35	0.42

*Continued on next page...*

*Continued from previous page...*

Atom-1	Atom-2	Interatomic distance (Å)	Clash overlap (Å)
2:M:281:ARG:NH1	2:M:322:THR:HB	2.25	0.42
1:I:91:LEU:HD13	2:N:121:PRO:CG	2.48	0.42
2:N:141:MET:H	2:N:141:MET:HG2	1.55	0.42
1:I:387:PRO:HB3	2:N:327:ASP:HB3	2.02	0.42
2:N:33:VAL:HB	2:N:73:VAL:CG1	2.42	0.42
5:I:600:ADP:C3'	2:N:360:ARG:HG3	2.46	0.42
2:N:33:VAL:O	2:N:44:GLY:O	2.37	0.42
2:N:25:LYS:HA	2:N:52:GLU:O	2.20	0.42
1:A:12:PRO:O	1:A:51:VAL:HG21	2.20	0.42
1:A:329:ARG:HH12	2:F:328:LEU:HD22	1.85	0.42
1:A:436:ASP:N	1:A:437:PRO:CD	2.83	0.42
1:A:468:VAL:C	1:A:470:LEU:H	2.22	0.42
1:A:95:ARG:HD3	1:A:95:ARG:C	2.40	0.42
1:B:457:LEU:C	1:B:461:GLU:OE1	2.57	0.42
1:B:457:LEU:O	1:B:461:GLU:N	2.53	0.42
1:C:300:GLU:CD	1:C:300:GLU:O	2.58	0.42
1:C:337:ILE:HG22	1:C:337:ILE:O	2.19	0.42
2:D:237:MET:N	2:D:237:MET:HE2	2.34	0.42
2:D:117:LEU:C	2:D:297:ARG:NH2	2.73	0.42
2:D:349:TYR:H	2:D:424:ASN:HB2	1.85	0.42
2:D:406:GLU:CG	2:D:407:ASN:N	2.82	0.42
2:D:446:LEU:HD12	2:D:450:GLU:CB	2.47	0.42
2:E:150:LEU:HD23	2:E:150:LEU:C	2.40	0.42
2:E:329:THR:HA	2:E:332:ILE:CG1	2.50	0.42
2:E:331:TYR:O	2:E:360:ARG:NH2	2.52	0.42
2:E:345:ARG:HG3	2:E:346:LYS:HG3	2.02	0.42
2:E:18:LEU:HB3	2:E:57:ILE:HD12	2.01	0.42
2:F:163:ILE:HD11	2:F:351:PRO:N	2.35	0.42
2:F:222:ASN:HA	2:F:226:ASP:OD1	2.19	0.42
2:F:35:ILE:O	2:F:42:VAL:HA	2.19	0.42
1:C:487:GLY:O	1:C:490:ILE:N	2.53	0.42
1:C:211:ILE:HG21	1:C:495:LEU:HD23	2.02	0.42
1:C:515:ILE:HD11	1:C:559:PHE:CE1	2.55	0.42
4:P:44:LEU:CD2	4:P:70:VAL:HB	2.47	0.42
1:B:503:VAL:CG2	1:B:504:ASP:H	2.26	0.42
2:L:196:ILE:H	2:L:223:LYS:HA	1.84	0.42
1:B:90:PRO:O	1:B:92:GLU:N	2.52	0.42
3:G:58:LYS:HB2	4:H:78:LYS:CE	2.50	0.42
2:E:8:TYR:CD1	2:E:8:TYR:N	2.88	0.42
1:A:87:ILE:O	1:A:88:GLN:HB3	2.19	0.42
2:N:396:VAL:HG12	2:N:397:ALA:H	1.84	0.42

*Continued on next page...*

*Continued from previous page...*

Atom-1	Atom-2	Interatomic distance (Å)	Clash overlap (Å)
2:F:254:LEU:N	2:F:254:LEU:CD1	2.79	0.42
2:E:432:ILE:O	2:E:432:ILE:HG12	2.19	0.42
2:D:162:GLU:C	2:D:164:ALA:H	2.23	0.42
3:O:130:PHE:HZ	4:P:15:LEU:CD1	2.28	0.42
3:O:87:GLU:O	3:O:89:VAL:HG12	2.19	0.42
1:I:235:THR:HG21	1:I:261:GLU:CG	2.45	0.42
1:I:294:MET:O	1:I:295:PRO:C	2.58	0.42
1:I:504:ASP:C	1:I:506:TYR:N	2.72	0.42
1:I:86:GLY:CA	1:I:302:SER:HA	2.49	0.42
1:J:110:ALA:HB3	1:J:111:LEU:HD12	2.00	0.42
1:J:216:PHE:CB	1:J:429:SER:CB	2.96	0.42
1:J:215:LEU:HB3	1:J:216:PHE:CE2	2.54	0.42
1:J:309:ILE:C	1:J:311:GLU:N	2.71	0.42
1:J:362:TYR:C	1:J:364:ARG:H	2.22	0.42
1:J:220:MET:CB	1:J:367:LYS:HE2	2.38	0.42
1:J:434:ALA:O	1:J:437:PRO:HD2	2.19	0.42
1:K:228:GLY:HA2	1:K:229:PRO:HD3	1.94	0.42
1:K:511:LYS:CE	1:K:551:ALA:O	2.68	0.42
1:K:79:MET:HE3	1:K:313:PHE:CZ	2.55	0.42
1:K:89:ARG:O	1:K:90:PRO:C	2.58	0.42
2:L:294:ILE:C	2:L:296:GLU:N	2.73	0.42
1:K:260:ASN:HD22	2:M:149:LYS:HE2	1.85	0.42
2:M:438:ILE:C	2:M:440:TRP:N	2.71	0.42
2:N:19:LEU:CD1	2:N:20:PHE:H	2.13	0.42
2:N:300:VAL:HA	2:N:307:SER:HB3	2.01	0.42
1:A:425:ASN:C	1:A:427:SER:H	2.23	0.42
1:B:25:TYR:N	1:B:25:TYR:CD1	2.88	0.42
1:B:76:GLY:HA2	1:B:312:TYR:OH	2.19	0.42
1:B:310:ALA:CA	1:B:313:PHE:CE2	3.00	0.42
1:B:234:LYS:HZ2	1:B:409:LEU:HD21	1.83	0.42
1:B:517:LYS:O	1:B:519:ILE:N	2.53	0.42
1:C:39:ILE:HD11	1:C:66:SER:CB	2.49	0.42
1:C:42:LEU:HD21	1:C:47:ALA:HB2	2.02	0.42
1:A:41:ARG:HG2	2:D:14:ILE:O	2.19	0.42
2:D:260:MET:H	2:D:314:LEU:CB	2.33	0.42
2:D:399:ILE:HD11	2:D:404:LEU:HG	2.02	0.42
2:E:341:ARG:O	2:E:345:ARG:CD	2.67	0.42
2:F:138:ILE:O	2:F:140:VAL:N	2.45	0.42
2:F:219:LEU:HD12	2:F:219:LEU:C	2.40	0.42
2:F:60:PHE:HA	2:F:229:ILE:CG1	2.49	0.42
1:I:269:PHE:HA	1:I:272:LEU:CD1	2.50	0.42

*Continued on next page...*



*Continued from previous page...*

Atom-1	Atom-2	Interatomic distance (Å)	Clash overlap (Å)
1:C:161:LYS:HD2	1:C:166:TYR:CE1	2.55	0.42
1:C:168:VAL:CG2	1:C:169:GLU:N	2.82	0.42
1:C:317:GLY:HA2	1:C:376:GLY:CA	2.47	0.42
1:C:418:HIS:CA	1:C:496:GLN:HE22	2.33	0.42
1:B:115:LYS:O	1:B:167:THR:HG22	2.20	0.42
2:L:208:PHE:CE2	2:L:217:SER:HB2	2.53	0.42
1:A:566:ALA:O	1:A:569:GLU:HG2	2.20	0.42
1:I:544:VAL:O	1:I:547:ARG:HB3	2.20	0.42
1:I:539:ILE:O	1:I:542:LEU:HG	2.20	0.42
1:I:62:GLU:O	1:I:63:PRO:O	2.37	0.42
1:A:113:ARG:HD2	1:A:169:GLU:HB2	2.00	0.42
2:E:134:GLY:HA3	2:E:429:ASN:CG	2.39	0.42
1:K:566:ALA:O	1:K:567:MET:C	2.57	0.42
2:E:410:ARG:NH1	2:E:445:MET:O	2.50	0.42
1:I:202:ASN:ND2	1:I:202:ASN:H	2.17	0.42
2:F:78:ASP:O	2:F:79:VAL:HG23	2.19	0.42
2:N:446:LEU:HA	2:N:446:LEU:HD23	1.66	0.42
1:I:25:TYR:OH	1:I:357:ARG:NH2	2.53	0.42
1:J:77:PRO:HB3	1:J:145:HIS:ND1	2.35	0.42
1:J:396:THR:O	1:J:399:THR:OG1	2.36	0.42
1:J:486:VAL:O	1:J:487:GLY:C	2.59	0.42
1:J:77:PRO:HG3	1:J:183:MET:HE3	2.02	0.42
1:K:205:PHE:N	1:K:218:VAL:O	2.53	0.42
1:K:205:PHE:CE2	1:K:379:THR:HG21	2.55	0.42
1:K:431:PHE:O	1:K:435:LEU:HG	2.20	0.42
1:K:451:ARG:CG	1:K:452:ASP:N	2.82	0.42
2:L:121:PRO:HA	2:L:124:ARG:CG	2.50	0.42
2:L:381:GLN:HB3	2:L:382:LEU:HD23	2.02	0.42
2:M:230:GLU:HA	2:M:233:LEU:CG	2.50	0.42
2:M:240:THR:O	2:M:241:VAL:C	2.58	0.42
2:M:386:TYR:CD1	2:M:418:PHE:HB3	2.55	0.42
2:M:16:GLY:HA2	2:M:63:THR:OG1	2.20	0.42
2:M:91:ARG:NH1	2:M:91:ARG:CB	2.80	0.42
2:N:292:ALA:CA	2:N:296:GLU:OE2	2.68	0.42
2:N:344:HIS:HB2	2:N:351:PRO:CG	2.49	0.42
2:N:423:ILE:O	2:N:425:GLN:HG3	2.20	0.42
1:A:25:TYR:CZ	1:A:357:ARG:NH2	2.80	0.42
1:A:461:GLU:OE2	1:A:465:GLN:HG3	2.20	0.42
1:B:72:ALA:HB1	1:B:188:PRO:CA	2.49	0.42
1:B:335:ARG:O	1:B:339:SER:HB3	2.20	0.42
1:B:393:GLU:OE2	1:B:395:VAL:HG12	2.20	0.42

*Continued on next page...*

*Continued from previous page...*

Atom-1	Atom-2	Interatomic distance (Å)	Clash overlap (Å)
1:B:461:GLU:HG2	1:B:484:ILE:HD13	2.01	0.42
1:C:51:VAL:HG11	1:C:55:THR:HG23	2.01	0.42
1:C:6:ILE:HG13	1:C:62:GLU:C	2.37	0.42
1:A:354:LEU:CD1	2:D:268:ARG:HD2	2.50	0.42
2:E:144:LEU:CD1	2:E:148:GLN:H	2.24	0.42
2:E:256:ILE:CG1	2:E:311:ILE:CG1	2.87	0.42
2:E:438:ILE:C	2:E:440:TRP:N	2.73	0.42
2:F:423:ILE:O	2:F:423:ILE:HG22	2.18	0.42
3:G:179:ILE:O	3:G:183:LEU:HG	2.20	0.42
1:I:417:ARG:HD3	2:N:453:ARG:HE	1.85	0.42
3:O:18:LEU:O	3:O:22:GLN:N	2.52	0.42
2:D:123:ALA:HB1	2:D:301:VAL:CG1	2.34	0.42
1:A:63:PRO:O	1:A:64:VAL:HG23	2.20	0.42
1:B:530:ILE:HG22	1:B:536:ILE:HD12	2.02	0.42
1:I:113:ARG:HD3	1:I:168:VAL:HG23	2.01	0.42
2:L:173:VAL:HG23	2:L:173:VAL:O	2.20	0.42
1:K:107:VAL:O	1:K:107:VAL:HG13	2.20	0.42
4:P:72:LEU:HD12	4:P:73:PRO:N	2.34	0.41
1:I:315:ASP:HA	1:I:370:THR:HG23	1.95	0.41
1:I:213:ASP:C	1:I:439:TYR:HH	2.16	0.41
1:I:557:GLU:O	1:I:560:PRO:HD2	2.19	0.41
1:J:205:PHE:CD1	1:J:207:THR:N	2.88	0.41
1:J:230:PHE:CD1	1:J:258:ARG:CZ	3.03	0.41
1:J:287:LEU:O	1:J:288:ILE:HG13	2.20	0.41
1:J:325:ASP:HA	1:J:383:ALA:CB	2.49	0.41
1:J:212:LEU:CD1	1:J:407:TRP:CD2	3.03	0.41
1:J:50:GLN:CD	1:J:50:GLN:C	2.78	0.41
1:K:193:ARG:NH1	1:K:193:ARG:CG	2.82	0.41
1:K:233:GLY:O	1:K:237:THR:HG23	2.19	0.41
1:K:23:ARG:HA	2:N:67:ASP:HB3	2.00	0.41
1:K:193:ARG:NH2	1:K:312:TYR:HD1	2.15	0.41
2:M:18:LEU:HB3	2:M:57:ILE:HD12	2.02	0.41
2:M:22:GLU:O	2:M:24:ALA:N	2.53	0.41
2:M:329:THR:O	2:M:332:ILE:CG1	2.66	0.41
2:N:151:PRO:N	2:N:311:ILE:HG23	2.35	0.41
1:A:210:ARG:HH12	1:A:512:ALA:CA	2.23	0.41
1:A:256:GLY:N	1:A:299:ARG:HD2	2.34	0.41
1:A:335:ARG:CB	1:A:351:PRO:HD3	2.50	0.41
1:A:462:ALA:HA	1:A:465:GLN:CB	2.47	0.41
1:B:196:GLN:CB	1:B:369:ILE:CG2	2.95	0.41
1:B:262:MET:CE	1:B:290:ASN:H	2.30	0.41

*Continued on next page...*

*Continued from previous page...*

Atom-1	Atom-2	Interatomic distance (Å)	Clash overlap (Å)
1:B:457:LEU:CB	1:B:461:GLU:OE1	2.68	0.41
1:C:14:VAL:HB	1:C:51:VAL:CG2	2.50	0.41
2:D:142:ASN:CG	2:D:358:LEU:HA	2.41	0.41
2:D:258:THR:O	2:D:259:ASP:O	2.38	0.41
1:C:95:ARG:HG3	2:E:122:VAL:HG11	2.01	0.41
1:C:260:ASN:HD22	2:E:149:LYS:HE2	1.84	0.41
2:E:17:PRO:O	2:E:59:VAL:CB	2.65	0.41
2:F:105:PRO:C	2:F:106:ILE:HG23	2.39	0.41
2:F:334:GLU:CB	2:F:360:ARG:HD2	2.50	0.41
2:D:54:TYR:OH	3:G:208:GLU:OE1	2.29	0.41
1:A:243:LYS:CD	1:A:272:LEU:HD13	2.49	0.41
1:C:130:ARG:CD	1:C:154:ARG:NH1	2.79	0.41
1:C:253:VAL:HG23	1:C:288:ILE:O	2.19	0.41
1:C:314:ARG:HD3	1:C:378:VAL:CG2	2.49	0.41
1:C:416:ARG:H	1:C:416:ARG:HD3	1.85	0.41
1:C:471:VAL:O	2:E:399:ILE:HB	2.20	0.41
3:G:155:LYS:HD2	3:G:159:ARG:HD2	2.02	0.41
3:G:60:ALA:O	3:G:63:ALA:N	2.53	0.41
2:L:208:PHE:HD2	2:L:214:LEU:CA	2.32	0.41
2:D:198:GLN:HE21	2:D:199:ARG:N	2.17	0.41
1:C:530:ILE:HG21	1:C:536:ILE:HG23	2.01	0.41
1:A:32:GLU:HA	1:A:63:PRO:HG2	2.02	0.41
1:A:129:VAL:O	1:A:154:ARG:CB	2.67	0.41
2:N:85:SER:HB3	2:N:109:GLU:N	2.34	0.41
3:G:96:VAL:O	3:G:99:SER:O	2.38	0.41
1:J:479:ALA:O	1:J:483:VAL:HG23	2.20	0.41
1:I:275:PRO:C	1:I:276:LYS:HD2	2.40	0.41
1:C:348:GLU:CD	1:C:348:GLU:N	2.74	0.41
1:I:189:VAL:O	1:I:364:ARG:CZ	2.68	0.41
1:I:315:ASP:HB3	1:I:370:THR:OG1	2.20	0.41
1:I:511:LYS:HE3	1:I:554:VAL:O	2.21	0.41
1:J:311:GLU:OE2	1:J:314:ARG:NH2	2.52	0.41
1:J:331:ALA:O	1:J:334:LEU:N	2.53	0.41
1:J:28:CYS:SG	1:J:38:GLU:C	2.98	0.41
1:J:465:GLN:O	1:J:468:VAL:N	2.53	0.41
1:J:12:PRO:O	1:J:51:VAL:HB	2.18	0.41
1:K:205:PHE:CB	1:K:218:VAL:O	2.68	0.41
1:K:235:THR:CA	1:K:325:ASP:OD1	2.59	0.41
1:K:331:ALA:C	1:K:335:ARG:HB2	2.41	0.41
1:K:331:ALA:O	1:K:335:ARG:HB2	2.20	0.41
1:K:362:TYR:O	1:K:365:ALA:HB3	2.20	0.41

*Continued on next page...*

*Continued from previous page...*

Atom-1	Atom-2	Interatomic distance (Å)	Clash overlap (Å)
2:L:138:ILE:HD12	2:L:138:ILE:HA	1.76	0.41
2:L:381:GLN:C	2:L:383:TYR:N	2.73	0.41
2:L:33:VAL:HG12	2:L:75:LEU:HA	2.02	0.41
2:M:138:ILE:N	2:M:138:ILE:HD12	2.35	0.41
2:M:223:LYS:CB	2:M:226:ASP:HB2	2.46	0.41
2:M:339:LEU:HD22	2:M:352:ILE:HG22	2.03	0.41
2:M:70:THR:HB	2:M:71:THR:H	1.69	0.41
2:N:338:GLN:C	2:N:339:LEU:HD23	2.41	0.41
2:N:354:PRO:HB2	2:N:357:SER:O	2.20	0.41
1:A:253:VAL:HB	1:A:288:ILE:HD12	2.02	0.41
1:A:2:ILE:HG21	1:A:19:MET:HA	2.01	0.41
1:A:40:ILE:O	1:A:41:ARG:HB2	2.19	0.41
1:B:208:GLY:N	1:B:213:ASP:OD1	2.53	0.41
1:B:230:PHE:CD1	1:B:258:ARG:CZ	3.03	0.41
1:B:344:MET:SD	1:B:344:MET:N	2.92	0.41
1:C:384:VAL:CG1	1:C:395:VAL:HG12	2.50	0.41
2:E:139:ASP:N	2:E:139:ASP:OD2	2.47	0.41
2:E:199:ARG:HG2	2:E:199:ARG:NH1	2.34	0.41
2:E:220:PHE:HD1	2:E:234:THR:CG2	2.31	0.41
3:G:11:LEU:CD2	3:G:183:LEU:HD13	2.49	0.41
4:H:63:MET:HG3	4:H:65:GLY:H	1.85	0.41
1:C:437:PRO:O	1:C:441:GLU:CD	2.58	0.41
1:C:486:VAL:O	1:C:490:ILE:HG12	2.20	0.41
2:E:380:ASP:O	2:E:383:TYR:N	2.53	0.41
2:N:460:GLY:O	2:N:463:TYR:N	2.52	0.41
3:G:130:PHE:CA	3:G:133:TYR:CD2	2.92	0.41
2:E:399:ILE:HD12	3:G:155:LYS:HD2	2.03	0.41
4:H:94:VAL:HG12	4:H:100:PHE:HE1	1.85	0.41
1:A:135:LEU:CD1	1:A:147:ILE:O	2.61	0.41
1:I:150:PRO:CB	1:I:185:HIS:HB2	2.50	0.41
1:I:135:LEU:CD1	1:I:147:ILE:O	2.63	0.41
2:D:135:ILE:CG2	2:D:136:SER:H	2.32	0.41
1:C:522:PHE:CE2	1:C:542:LEU:CD1	3.03	0.41
1:B:90:PRO:O	1:B:94:ILE:HG13	2.19	0.41
1:A:83:ILE:HG21	2:F:121:PRO:HG2	2.02	0.41
1:J:478:ASP:HB3	1:J:536:ILE:CD1	2.50	0.41
1:J:535:SER:HB2	1:J:538:GLU:CB	2.50	0.41
1:I:64:VAL:O	1:I:64:VAL:HG12	2.20	0.41
1:B:525:GLU:O	1:B:574:PHE:HE2	2.03	0.41
1:C:412:SER:HA	1:C:415:PHE:CZ	2.55	0.41
2:F:130:PHE:HB3	2:F:366:VAL:CG1	2.50	0.41

*Continued on next page...*

*Continued from previous page...*

Atom-1	Atom-2	Interatomic distance (Å)	Clash overlap (Å)
3:O:61:TYR:O	3:O:65:LEU:CD1	2.67	0.41
3:O:76:VAL:CG1	4:P:15:LEU:CD2	2.99	0.41
4:P:7:PRO:CG	4:P:8:GLU:N	2.82	0.41
1:J:161:LYS:HA	1:J:162:PRO:HD2	1.95	0.41
1:J:307:VAL:O	1:J:308:THR:O	2.38	0.41
1:J:309:ILE:CG2	1:J:310:ALA:N	2.82	0.41
1:J:310:ALA:HA	1:J:320:VAL:HG11	2.02	0.41
1:J:27:ILE:HB	1:J:67:THR:OG1	2.20	0.41
1:K:135:LEU:CD1	1:K:149:VAL:HG22	2.49	0.41
1:K:14:VAL:HG23	1:K:55:THR:CG2	2.49	0.41
1:K:235:THR:O	1:K:235:THR:CG2	2.68	0.41
1:K:207:THR:HA	1:K:245:SER:CB	2.50	0.41
1:K:423:ASN:OD1	1:K:425:ASN:N	2.53	0.41
1:K:465:GLN:O	1:K:468:VAL:HB	2.19	0.41
2:L:414:PHE:O	2:L:418:PHE:HB2	2.19	0.41
2:L:41:ARG:HD3	2:L:43:ARG:NH2	2.20	0.41
2:M:114:ILE:HD12	2:M:115:THR:H	1.66	0.41
2:N:208:PHE:HB3	2:N:214:LEU:CA	2.51	0.41
2:N:236:ARG:NH2	2:N:290:ASP:OD1	2.53	0.41
2:N:314:LEU:HD13	2:N:325:ILE:CG2	2.49	0.41
1:A:1:MET:C	1:A:2:ILE:HD12	2.41	0.41
1:A:205:PHE:CD2	1:A:206:LEU:N	2.88	0.41
1:A:488:ARG:CD	1:A:488:ARG:C	2.89	0.41
1:A:67:THR:HG22	1:A:69:LEU:H	1.85	0.41
1:B:123:VAL:O	1:B:124:LYS:HG3	2.20	0.41
1:B:214:VAL:CA	1:B:215:LEU:HD12	2.49	0.41
1:B:424:TRP:O	1:B:425:ASN:C	2.57	0.41
1:B:509:MET:C	1:B:511:LYS:H	2.23	0.41
1:C:336:GLU:C	1:C:338:SER:N	2.71	0.41
1:C:40:ILE:HD12	1:C:48:PHE:O	2.20	0.41
1:B:60:VAL:CG1	2:D:25:LYS:HD2	2.50	0.41
2:D:291:LEU:HD21	2:D:328:LEU:HD13	1.99	0.41
2:D:414:PHE:O	2:D:418:PHE:HB2	2.21	0.41
2:D:91:ARG:HB2	2:D:93:PHE:HE1	1.85	0.41
2:E:135:ILE:O	2:E:139:ASP:OD2	2.39	0.41
2:E:143:THR:CG2	2:E:144:LEU:H	2.21	0.41
2:E:36:LYS:C	2:E:38:GLY:N	2.74	0.41
2:F:104:PRO:HA	2:F:105:PRO:HD3	1.84	0.41
2:F:146:ARG:HA	2:F:309:THR:OG1	2.20	0.41
2:F:48:ILE:HB	2:F:49:GLU:H	1.52	0.41
1:A:265:VAL:HG12	1:A:269:PHE:HB2	2.03	0.41

*Continued on next page...*

*Continued from previous page...*

Atom-1	Atom-2	Interatomic distance (Å)	Clash overlap (Å)
1:C:211:ILE:HG21	1:C:495:LEU:HG	2.02	0.41
1:C:417:ARG:HH22	2:E:453:ARG:CG	2.33	0.41
2:E:392:ILE:C	2:E:394:LYS:N	2.71	0.41
3:G:120:PRO:HB2	3:G:121:ALA:H	1.58	0.41
3:G:168:VAL:O	3:G:171:GLY:N	2.51	0.41
3:G:27:LEU:HB3	3:G:31:LYS:CE	2.50	0.41
3:G:76:VAL:CG2	3:G:77:ALA:N	2.82	0.41
4:H:12:GLY:O	4:H:15:LEU:HB2	2.20	0.41
4:H:95:ARG:O	4:H:96:LYS:CD	2.51	0.41
4:P:55:PRO:HB3	4:P:57:ARG:CD	2.51	0.41
1:A:82:GLY:O	1:A:84:TYR:CD2	2.73	0.41
1:B:476:LEU:HD22	1:B:480:GLU:HB3	2.02	0.41
2:N:246:ALA:CA	2:N:251:TYR:O	2.66	0.41
2:E:433:GLU:O	2:E:437:GLN:HB2	2.20	0.41
3:O:40:PHE:HE1	4:P:93:LEU:CD2	2.33	0.41
3:O:50:ARG:HA	3:O:50:ARG:HD2	1.56	0.41
1:I:23:ARG:H	1:I:23:ARG:HG2	1.47	0.41
1:I:448:PRO:HA	1:I:451:ARG:CD	2.51	0.41
1:I:468:VAL:C	1:I:470:LEU:H	2.24	0.41
1:J:123:VAL:CA	1:J:124:LYS:HD2	2.50	0.41
1:J:135:LEU:HD22	1:J:147:ILE:O	2.20	0.41
1:J:187:TRP:CD1	1:J:188:PRO:O	2.73	0.41
1:J:210:ARG:HE	1:J:497:GLN:CG	2.33	0.41
1:J:232:SER:OG	1:J:234:LYS:HD2	2.19	0.41
1:J:391:MET:HE1	1:J:408:ARG:NH1	2.34	0.41
1:J:419:PHE:HA	1:J:420:PRO:HA	1.87	0.41
1:K:168:VAL:O	1:K:182:LYS:HB3	2.21	0.41
1:K:258:ARG:HH12	2:M:332:ILE:H	1.68	0.41
1:K:515:ILE:HG21	1:K:551:ALA:HB1	2.02	0.41
2:L:149:LYS:HD2	2:L:295:TYR:O	2.20	0.41
1:J:329:ARG:NH2	2:L:331:TYR:O	2.52	0.41
2:L:45:GLY:C	2:L:57:ILE:HG22	2.40	0.41
2:M:158:LEU:HD11	2:M:341:ARG:CD	2.48	0.41
2:M:18:LEU:N	2:M:18:LEU:CD1	2.83	0.41
2:M:294:ILE:HD13	2:M:294:ILE:H	1.85	0.41
2:M:381:GLN:NE2	2:M:451:LEU:HD22	2.35	0.41
2:M:400:GLY:C	2:M:402:ASP:H	2.24	0.41
2:M:94:ASN:ND2	2:M:221:LEU:O	2.53	0.41
2:N:135:ILE:HG12	2:N:170:GLN:HE21	1.84	0.41
2:N:11:ILE:CA	2:N:21:VAL:HG22	2.30	0.41
2:N:355:LEU:HB2	2:N:356:PRO:CD	2.47	0.41

*Continued on next page...*

*Continued from previous page...*

Atom-1	Atom-2	Interatomic distance (Å)	Clash overlap (Å)
1:A:462:ALA:HA	1:A:465:GLN:CG	2.51	0.41
1:A:8:LYS:HE3	1:A:9:ILE:O	2.20	0.41
1:B:274:ASP:HA	1:B:275:PRO:HD2	1.77	0.41
1:B:69:LEU:C	1:B:69:LEU:HD13	2.40	0.41
1:B:71:LEU:HD12	1:B:72:ALA:H	1.86	0.41
1:C:290:ASN:OD1	1:C:299:ARG:HA	2.20	0.41
1:C:81:ASN:CA	1:C:282:MET:O	2.68	0.41
2:D:48:ILE:HB	2:D:56:VAL:CB	2.50	0.41
2:E:229:ILE:CG1	2:E:233:LEU:HD21	2.47	0.41
2:E:272:ALA:C	2:E:274:ARG:H	2.23	0.41
2:E:326:PRO:O	2:E:329:THR:CB	2.69	0.41
2:E:455:SER:CB	2:E:457:ASP:OD1	2.67	0.41
2:F:158:LEU:HG	2:F:159:PRO:CD	2.50	0.41
2:F:282:GLY:O	2:F:283:TYR:CG	2.73	0.41
3:G:204:ARG:O	3:G:208:GLU:HB2	2.21	0.41
1:C:132:GLY:C	1:C:372:GLY:CA	2.87	0.41
1:C:197:ARG:HG2	1:C:198:LYS:H	1.85	0.41
1:C:211:ILE:O	1:C:215:LEU:CD1	2.69	0.41
2:D:92:ARG:NH1	2:D:92:ARG:HB2	2.35	0.41
1:I:570:ILE:C	1:I:572:GLY:N	2.73	0.41
1:A:58:LEU:HD13	1:A:59:LYS:H	1.84	0.41
1:A:58:LEU:HD22	1:A:62:GLU:OE2	2.20	0.41
1:B:106:VAL:HG12	1:B:107:VAL:H	1.85	0.41
1:B:550:ARG:O	1:B:553:TYR:N	2.53	0.41
1:J:529:ALA:HB1	1:J:534:VAL:HG21	2.01	0.41
1:J:542:LEU:HB3	1:J:544:VAL:HG12	2.02	0.41
2:E:367:GLY:HA2	2:E:376:LYS:HB2	1.98	0.41
1:A:113:ARG:HD3	1:A:168:VAL:HG23	2.02	0.41
3:O:96:VAL:O	3:O:97:TRP:C	2.59	0.41
3:O:178:PHE:O	3:O:182:VAL:HG23	2.20	0.41
2:L:169:ARG:HH11	2:L:169:ARG:HG3	1.85	0.41
3:O:105:LYS:HG2	3:O:138:ILE:HG23	2.01	0.41
3:O:153:GLU:HG3	3:O:154:ILE:N	2.23	0.41
3:O:86:LEU:HA	4:P:1:MET:H3	1.85	0.41
1:I:11:GLY:HA2	2:N:49:GLU:HA	2.02	0.41
1:I:21:GLY:H	2:L:68:LEU:HB2	1.85	0.41
1:I:258:ARG:NH1	2:N:331:TYR:HB2	2.35	0.41
1:I:256:GLY:HA3	1:I:292:SER:HA	1.99	0.41
1:I:386:PRO:O	1:I:387:PRO:C	2.58	0.41
1:I:454:ILE:CD1	1:I:458:LEU:CD2	2.94	0.41
1:I:511:LYS:HA	1:I:559:PHE:CE2	2.56	0.41

*Continued on next page...*

*Continued from previous page...*

Atom-1	Atom-2	Interatomic distance (Å)	Clash overlap (Å)
5:I:600:ADP:O1A	2:N:360:ARG:NH2	2.52	0.41
1:J:173:VAL:C	1:J:181:LEU:HD21	2.41	0.41
1:J:211:ILE:HG22	1:J:215:LEU:HD22	2.02	0.41
1:J:32:GLU:HG3	1:J:63:PRO:CG	2.50	0.41
1:J:395:VAL:C	1:J:398:SER:HG	2.24	0.41
1:J:75:LEU:O	1:J:184:TYR:CB	2.66	0.41
1:K:143:PHE:HZ	1:K:284:ARG:HD2	1.85	0.41
1:K:401:ARG:CG	2:N:261:THR:HG21	2.51	0.41
1:K:50:GLN:O	1:K:52:TYR:CE2	2.74	0.41
2:L:291:LEU:CD2	2:L:328:LEU:HD22	2.44	0.41
2:L:19:LEU:HB2	2:L:66:LEU:HD11	2.02	0.41
2:L:33:VAL:CG2	2:L:73:VAL:HG11	2.50	0.41
2:M:17:PRO:O	2:M:59:VAL:CB	2.68	0.41
2:M:17:PRO:HB2	2:M:18:LEU:HD12	2.02	0.41
2:M:201:LEU:C	2:M:203:TYR:H	2.24	0.41
2:M:142:ASN:HD21	2:M:357:SER:HB2	1.85	0.41
2:M:95:GLY:O	2:M:96:ILE:CG2	2.68	0.41
2:N:208:PHE:HB3	2:N:214:LEU:N	2.36	0.41
2:N:287:MET:O	2:N:291:LEU:HG	2.19	0.41
1:I:293:ASN:HB2	2:N:293:THR:CA	2.49	0.41
2:N:116:GLY:HA3	2:N:297:ARG:NH1	2.35	0.41
2:N:344:HIS:HA	2:N:351:PRO:HG3	2.02	0.41
3:O:176:ILE:HD13	3:O:176:ILE:O	2.20	0.41
1:J:344:MET:HB3	3:O:191:THR:HG21	2.02	0.41
1:A:34:GLY:C	1:A:36:VAL:H	2.21	0.41
1:B:241:LEU:HD13	1:B:242:ALA:HA	1.98	0.41
1:B:294:MET:HB2	1:B:299:ARG:HD2	2.01	0.41
1:B:354:LEU:O	1:B:358:LEU:CG	2.69	0.41
1:C:235:THR:CG2	2:E:360:ARG:NH1	2.84	0.41
1:C:335:ARG:CD	1:C:351:PRO:CD	2.99	0.41
1:C:232:SER:N	5:C:600:ADP:O1B	2.54	0.41
2:D:260:MET:O	2:D:261:THR:C	2.58	0.41
2:D:297:ARG:H	2:D:297:ARG:HG2	1.61	0.41
2:D:324:PRO:HD2	2:D:325:ILE:HG12	2.02	0.41
2:D:372:ARG:CZ	2:D:436:LEU:CD2	2.98	0.41
2:D:88:MET:HB3	2:D:218:VAL:CG2	2.50	0.41
2:E:16:GLY:O	2:E:59:VAL:HG11	2.21	0.41
2:E:80:ALA:O	2:E:81:ARG:HG2	2.21	0.41
2:F:166:GLN:HE22	2:F:425:GLN:HE21	1.63	0.41
2:F:222:ASN:ND2	2:F:230:GLU:HB2	2.25	0.41
2:F:89:LEU:HA	2:F:218:VAL:HG22	2.01	0.41

*Continued on next page...*



*Continued from previous page...*

Atom-1	Atom-2	Interatomic distance (Å)	Clash overlap (Å)
1:C:253:VAL:HG23	1:C:288:ILE:HG22	2.03	0.41
1:C:376:GLY:O	1:C:377:ALA:HB2	2.20	0.41
1:C:418:HIS:NE2	1:C:495:LEU:CD1	2.83	0.41
2:E:388:ASN:HA	2:E:391:ASP:HB2	2.02	0.41
4:H:12:GLY:O	4:H:15:LEU:CB	2.67	0.41
4:H:93:LEU:HA	4:H:97:THR:OG1	2.20	0.41
2:E:87:GLU:C	2:E:89:LEU:H	2.23	0.41
3:G:192:PHE:O	3:G:196:ARG:HD2	2.19	0.41
4:H:55:PRO:HB3	4:H:57:ARG:CD	2.51	0.41
2:L:196:ILE:O	2:L:223:LYS:HG2	2.21	0.41
1:J:558:GLU:O	1:J:562:TYR:N	2.39	0.41
1:A:31:GLY:C	1:A:63:PRO:HG2	2.41	0.41
2:N:82:LEU:CG	2:N:83:GLY:N	2.84	0.41
1:A:536:ILE:HA	1:A:539:ILE:HB	2.02	0.41
2:E:132:GLN:NE2	2:E:432:ILE:N	2.68	0.41
1:B:412:SER:C	1:B:414:ALA:N	2.73	0.41
2:L:321:ARG:HH11	2:L:321:ARG:HG3	1.85	0.41
3:O:64:LEU:C	3:O:66:LEU:H	2.24	0.41
4:P:26:ALA:O	4:P:27:GLU:C	2.59	0.41
1:I:200:ASP:O	1:I:367:LYS:HE2	2.21	0.41
1:I:217:PRO:HG3	1:I:439:TYR:OH	2.21	0.41
1:I:354:LEU:HA	1:I:358:LEU:HD12	2.03	0.41
1:J:202:ASN:ND2	1:J:202:ASN:N	2.67	0.41
1:J:226:ILE:CD1	1:J:226:ILE:N	2.83	0.41
1:J:346:ALA:HB3	1:J:352:PRO:HA	2.03	0.41
1:K:234:LYS:CD	1:K:235:THR:H	2.30	0.41
1:K:417:ARG:CB	1:K:417:ARG:HH11	2.23	0.41
1:K:458:LEU:HA	1:K:461:GLU:CB	2.51	0.41
1:K:84:TYR:HA	1:K:90:PRO:HA	2.02	0.41
2:L:135:ILE:CG2	2:L:136:SER:H	2.33	0.41
1:J:11:GLY:CA	2:L:274:ARG:NH2	2.83	0.41
2:L:287:MET:O	2:L:288:TYR:C	2.58	0.41
2:L:425:GLN:NE2	2:L:430:ARG:NH1	2.66	0.41
2:M:114:ILE:HD12	2:M:115:THR:HA	2.02	0.41
2:M:138:ILE:CD1	2:M:138:ILE:N	2.83	0.41
2:M:149:LYS:CE	2:M:334:GLU:OE2	2.68	0.41
2:M:164:ALA:HB2	2:M:313:ILE:HD13	2.02	0.41
1:K:229:PRO:CA	2:M:331:TYR:OH	2.67	0.41
2:M:30:GLY:CA	2:M:47:VAL:HB	2.50	0.41
2:N:138:ILE:O	2:N:140:VAL:N	2.44	0.41
2:N:60:PHE:HB3	2:N:229:ILE:HG21	2.02	0.41

*Continued on next page...*

*Continued from previous page...*

Atom-1	Atom-2	Interatomic distance (Å)	Clash overlap (Å)
2:N:95:GLY:CA	2:N:234:THR:OG1	2.66	0.41
2:N:326:PRO:O	2:N:327:ASP:O	2.38	0.41
2:N:142:ASN:CA	2:N:362:MET:HG3	2.49	0.41
2:N:436:LEU:O	2:N:439:ALA:HB3	2.18	0.41
3:O:27:LEU:C	3:O:29:LYS:H	2.24	0.41
1:A:322:LEU:HB3	1:A:380:ILE:CD1	2.51	0.41
1:A:24:MET:SD	1:A:41:ARG:HA	2.60	0.41
1:B:205:PHE:CD2	1:B:220:MET:HE2	2.56	0.41
1:B:259:GLY:O	1:B:262:MET:CB	2.68	0.41
1:B:290:ASN:HD21	1:B:294:MET:HG3	1.81	0.41
1:B:327:THR:O	1:B:330:TRP:HB2	2.15	0.41
1:B:386:PRO:HA	1:B:387:PRO:HD3	1.68	0.41
1:B:406:PHE:CB	1:B:428:TYR:CZ	3.04	0.41
1:C:257:GLU:HB2	1:C:290:ASN:O	2.21	0.41
1:C:336:GLU:OE2	1:C:337:ILE:N	2.54	0.41
1:C:42:LEU:CD2	1:C:47:ALA:HB2	2.50	0.41
2:D:267:LEU:O	2:D:268:ARG:C	2.58	0.41
2:D:325:ILE:H	2:D:325:ILE:CD1	2.33	0.41
2:D:340:SER:N	2:D:343:LEU:HD12	2.24	0.41
2:E:150:LEU:O	2:E:312:PRO:HD2	2.21	0.41
2:F:134:GLY:CA	2:F:170:GLN:O	2.68	0.41
2:F:222:ASN:C	2:F:222:ASN:OD1	2.59	0.41
4:H:63:MET:CB	4:H:68:LEU:HD22	2.51	0.41
2:E:393:ARG:HA	2:E:396:VAL:HG11	2.03	0.41
3:G:140:VAL:HG21	4:H:72:LEU:HD22	2.02	0.41
4:H:1:MET:CA	4:H:42:TYR:CB	2.99	0.41
1:A:127:ASP:O	1:A:156:ARG:HA	2.21	0.41
2:M:246:ALA:CA	2:M:251:TYR:O	2.44	0.41
2:L:200:GLU:HB3	2:L:204:PHE:CZ	2.54	0.41
1:J:514:GLY:HA3	1:J:559:PHE:CE2	2.55	0.41
1:B:530:ILE:CG2	1:B:536:ILE:HD12	2.49	0.41
1:B:530:ILE:CG2	1:B:539:ILE:HD11	2.48	0.41
1:I:154:ARG:CG	1:I:154:ARG:O	2.69	0.41
1:K:562:TYR:HA	1:K:565:GLU:HB3	2.02	0.41
1:J:416:ARG:O	1:J:417:ARG:CB	2.66	0.41
1:B:529:ALA:HB1	1:B:534:VAL:HG21	2.01	0.41
2:D:174:ARG:HH11	2:D:174:ARG:HG3	1.85	0.41
2:N:368:LYS:HG3	2:N:368:LYS:O	2.20	0.41
3:G:141:ALA:O	3:G:145:THR:OG1	2.22	0.41
3:O:35:LEU:O	3:O:39:PHE:HB3	2.21	0.41
3:O:76:VAL:CG2	3:O:77:ALA:N	2.82	0.41

*Continued on next page...*

*Continued from previous page...*

Atom-1	Atom-2	Interatomic distance (Å)	Clash overlap (Å)
3:O:83:VAL:HG13	3:O:83:VAL:O	2.21	0.41
1:I:201:PRO:HA	1:I:367:LYS:CE	2.49	0.41
1:I:234:LYS:HA	1:I:237:THR:CG2	2.50	0.41
1:J:104:ARG:C	1:J:106:VAL:N	2.74	0.41
1:J:19:MET:HE3	1:J:64:VAL:HG12	2.03	0.41
1:J:314:ARG:HG3	1:J:378:VAL:HG11	1.94	0.41
1:J:28:CYS:HA	1:J:66:SER:HB2	2.02	0.41
1:K:81:ASN:CA	1:K:282:MET:O	2.69	0.41
1:K:50:GLN:O	1:K:52:TYR:CD2	2.74	0.41
1:K:6:ILE:HD12	1:K:62:GLU:N	2.35	0.41
1:J:258:ARG:HH12	2:L:360:ARG:NE	2.18	0.41
2:L:382:LEU:O	2:L:386:TYR:CB	2.68	0.41
2:L:446:LEU:HD11	2:L:451:LEU:CG	2.49	0.41
2:L:17:PRO:HG2	2:L:58:GLN:HE21	1.84	0.41
2:M:331:TYR:O	2:M:332:ILE:C	2.57	0.41
2:M:340:SER:HB2	2:M:353:ASP:CG	2.39	0.41
2:M:34:ASP:HB3	2:M:42:VAL:CG1	2.51	0.41
1:I:259:GLY:C	2:N:124:ARG:NH2	2.73	0.41
2:N:133:THR:HG23	2:N:139:ASP:CG	2.40	0.41
2:N:26:ASP:O	2:N:27:LEU:CD2	2.69	0.41
2:N:282:GLY:O	2:N:283:TYR:CD1	2.73	0.41
2:N:340:SER:HB2	2:N:343:LEU:HD11	2.02	0.41
2:N:57:ILE:CD1	2:N:57:ILE:N	2.79	0.41
1:K:22:ALA:O	2:N:67:ASP:HB3	2.19	0.41
2:M:277:ILE:HD12	3:O:192:PHE:CD1	2.55	0.41
2:M:277:ILE:HD12	3:O:192:PHE:HD1	1.85	0.41
1:A:218:VAL:O	1:A:435:LEU:CD2	2.69	0.41
1:A:354:LEU:O	1:A:358:LEU:CB	2.62	0.41
1:A:355:ALA:O	1:A:356:ALA:C	2.58	0.41
1:A:391:MET:C	1:A:396:THR:HG21	2.40	0.41
1:A:453:ALA:O	1:A:456:GLU:CB	2.69	0.41
1:B:11:GLY:HA2	2:D:29:TYR:CG	2.56	0.41
1:B:346:ALA:HB3	1:B:352:PRO:HA	2.03	0.41
1:B:369:ILE:CG1	1:B:370:THR:H	2.15	0.41
1:B:398:SER:O	1:B:399:THR:C	2.58	0.41
2:D:270:ILE:O	2:D:274:ARG:HB2	2.20	0.41
2:D:316:MET:HG2	2:D:319:ASP:HA	2.03	0.41
2:D:322:THR:HG21	3:G:15:ARG:CZ	2.51	0.41
2:D:437:GLN:O	2:D:440:TRP:HB2	2.21	0.41
2:E:337:ILE:CD1	2:E:338:GLN:O	2.68	0.41
1:A:258:ARG:NH1	2:F:331:TYR:HB2	2.35	0.41

*Continued on next page...*

*Continued from previous page...*

Atom-1	Atom-2	Interatomic distance (Å)	Clash overlap (Å)
2:F:367:GLY:HA2	2:F:375:HIS:HB3	2.02	0.41
2:F:37:ASP:OD1	2:F:66:LEU:HG	2.21	0.41
1:I:243:LYS:CG	1:I:244:TRP:H	2.32	0.41
1:C:417:ARG:HH22	2:E:453:ARG:HE	1.64	0.41
1:C:574:PHE:C	1:C:576:ALA:H	2.23	0.41
1:A:199:LEU:CD2	1:A:200:ASP:O	2.66	0.41
1:I:32:GLU:HA	1:I:63:PRO:HG2	2.03	0.41
1:B:7:GLN:HG3	2:D:52:GLU:CD	2.39	0.41
2:E:403:ALA:C	2:E:404:LEU:HD23	2.41	0.41
1:A:526:ALA:HA	1:A:574:PHE:CE1	2.56	0.41
2:F:67:ASP:OD1	2:F:67:ASP:N	2.53	0.41
3:G:178:PHE:O	3:G:182:VAL:HG23	2.21	0.41
3:O:105:LYS:CG	3:O:142:ASN:ND2	2.68	0.41
3:O:68:GLN:OE1	3:O:122:TYR:CB	2.55	0.41
3:O:76:VAL:O	3:O:77:ALA:C	2.59	0.41
1:I:258:ARG:HA	2:N:296:GLU:CD	2.41	0.41
1:I:314:ARG:O	1:I:315:ASP:C	2.58	0.41
1:I:399:THR:HG22	1:I:403:VAL:CG2	2.50	0.41
1:I:489:ILE:HG23	1:I:490:ILE:H	1.86	0.41
1:J:123:VAL:O	1:J:124:LYS:HG3	2.21	0.41
1:J:303:ILE:C	1:J:305:VAL:H	2.24	0.41
1:J:311:GLU:HB3	1:J:314:ARG:NH2	2.36	0.41
1:J:413:LEU:HG	1:J:421:ALA:HB1	2.03	0.41
1:J:439:TYR:CD1	1:J:447:TYR:CE2	3.09	0.41
1:J:487:GLY:O	1:J:491:ARG:N	2.54	0.41
1:K:134:VAL:HG13	1:K:147:ILE:H	1.85	0.41
1:K:341:LEU:O	1:K:342:GLU:HB3	2.21	0.41
1:K:367:LYS:NZ	1:K:376:GLY:O	2.44	0.41
1:K:401:ARG:NH1	1:K:401:ARG:HG3	2.35	0.41
1:K:85:ASP:OD1	1:K:89:ARG:N	2.53	0.41
2:L:154:SER:O	2:L:316:MET:CE	2.68	0.41
2:L:405:THR:O	2:L:409:ARG:HB3	2.21	0.41
2:L:17:PRO:CB	2:L:58:GLN:NE2	2.81	0.41
2:M:138:ILE:C	2:M:140:VAL:H	2.24	0.41
2:M:281:ARG:C	2:M:283:TYR:H	2.24	0.41
2:M:395:LEU:O	2:M:398:ILE:CG2	2.54	0.41
2:M:64:THR:O	2:M:66:LEU:HG	2.20	0.41
2:N:239:LEU:HD22	2:N:310:GLN:OE1	2.20	0.41
2:N:150:LEU:HG	2:N:335:GLY:C	2.41	0.41
2:N:61:GLU:HB3	2:N:62:GLU:OE2	2.21	0.41
1:I:344:MET:HG2	3:O:201:ILE:HG12	2.01	0.41

*Continued on next page...*

*Continued from previous page...*

Atom-1	Atom-2	Interatomic distance (Å)	Clash overlap (Å)
1:A:193:ARG:HA	1:A:194:PRO:HD3	1.91	0.41
1:A:218:VAL:O	1:A:435:LEU:CD1	2.69	0.41
1:A:71:LEU:HD12	1:A:190:ARG:NH1	2.36	0.41
1:A:9:ILE:HD13	1:A:10:ALA:N	2.36	0.41
1:B:187:TRP:HZ2	1:B:192:ALA:O	2.04	0.41
1:B:330:TRP:C	1:B:330:TRP:CE3	2.94	0.41
1:B:19:MET:CE	1:B:64:VAL:HG12	2.51	0.41
1:C:233:GLY:O	1:C:237:THR:HG23	2.21	0.41
1:C:349:GLY:O	1:C:350:TYR:HD1	2.03	0.41
2:D:418:PHE:O	2:D:423:ILE:HG13	2.21	0.41
2:E:127:PRO:CD	2:E:361:LEU:HD11	2.50	0.41
2:E:35:ILE:HA	2:E:72:SER:O	2.21	0.41
2:F:152:ILE:HD13	2:F:313:ILE:HG12	2.01	0.41
2:F:195:GLY:HA2	2:F:224:ALA:CA	2.35	0.41
2:F:316:MET:O	2:F:317:PRO:C	2.59	0.41
1:A:230:PHE:HD2	2:F:327:ASP:O	2.04	0.41
1:I:243:LYS:NZ	1:I:272:LEU:HD22	2.35	0.41
4:H:60:GLU:HA	4:H:63:MET:CE	2.51	0.41
1:C:91:LEU:HA	1:C:94:ILE:HB	2.02	0.41
2:D:138:ILE:HA	2:D:138:ILE:HD12	1.82	0.41
2:L:201:LEU:O	2:L:201:LEU:HD12	2.20	0.41
4:P:54:ASP:HB3	4:P:55:PRO:CD	2.48	0.41
1:I:522:PHE:HE1	1:I:542:LEU:CD1	2.22	0.41
1:I:526:ALA:HA	1:I:574:PHE:CE1	2.55	0.41
1:I:31:GLY:C	1:I:63:PRO:HG2	2.41	0.41
1:A:154:ARG:CG	1:A:154:ARG:O	2.69	0.41
1:A:118:ALA:HA	1:A:164:GLY:O	2.21	0.41
1:J:464:LEU:C	1:J:464:LEU:CD2	2.88	0.41
2:D:104:PRO:O	2:D:105:PRO:C	2.58	0.41
1:C:107:VAL:O	1:C:107:VAL:HG13	2.20	0.41
3:O:129:ALA:O	3:O:133:TYR:CE2	2.74	0.41
3:O:40:PHE:CE1	4:P:93:LEU:HD22	2.55	0.41
4:P:95:ARG:CD	4:P:96:LYS:HG2	2.50	0.41
1:I:14:VAL:O	1:I:15:ILE:HD13	2.21	0.41
1:I:408:ARG:O	1:I:422:ILE:CA	2.69	0.41
1:I:410:ASP:CB	1:I:413:LEU:CD2	2.88	0.41
1:I:42:LEU:HD22	2:L:68:LEU:HG	2.02	0.41
1:I:448:PRO:HA	1:I:451:ARG:NE	2.35	0.41
1:J:119:TRP:CE2	1:J:172:VAL:CG1	3.04	0.41
1:J:293:ASN:CA	2:L:292:ALA:HB1	2.51	0.41
1:J:210:ARG:CB	1:J:497:GLN:NE2	2.80	0.41

*Continued on next page...*

*Continued from previous page...*

Atom-1	Atom-2	Interatomic distance (Å)	Clash overlap (Å)
1:J:87:ILE:HD12	1:J:88:GLN:CB	2.51	0.41
1:J:87:ILE:CD1	1:J:88:GLN:N	2.84	0.41
1:K:258:ARG:NE	1:K:329:ARG:CD	2.84	0.41
1:K:338:SER:O	1:K:343:GLU:HB2	2.21	0.41
1:K:199:LEU:CG	1:K:369:ILE:H	2.32	0.41
2:L:291:LEU:O	2:L:294:ILE:CB	2.66	0.41
2:L:361:LEU:HD23	2:L:361:LEU:HA	1.56	0.41
2:L:412:LEU:C	2:L:414:PHE:N	2.73	0.41
2:L:94:ASN:O	2:L:95:GLY:C	2.58	0.41
2:M:124:ARG:HA	2:M:300:VAL:O	2.21	0.41
2:M:291:LEU:CA	2:M:294:ILE:CD1	2.97	0.41
2:N:362:MET:C	2:N:362:MET:SD	2.99	0.41
2:N:60:PHE:HA	2:N:229:ILE:CG1	2.50	0.41
2:N:88:MET:HB2	2:N:91:ARG:HG3	2.02	0.41
1:I:189:VAL:HG23	1:I:190:ARG:N	2.36	0.41
1:I:315:ASP:C	1:I:370:THR:HG1	2.23	0.41
1:I:40:ILE:O	1:I:41:ARG:HB2	2.19	0.41
1:I:480:GLU:O	1:I:482:LEU:N	2.54	0.41
1:J:6:ILE:HA	1:J:16:ALA:HB2	2.01	0.41
1:J:234:LYS:HZ3	1:J:409:LEU:HD21	1.86	0.41
1:J:272:LEU:HD13	1:J:282:MET:H	1.71	0.41
1:J:280:PRO:C	1:J:282:MET:H	2.24	0.41
1:J:406:PHE:C	1:J:406:PHE:CD1	2.92	0.41
1:J:41:ARG:HD3	2:M:15:SER:OG	2.21	0.41
1:K:112:ASP:OD1	1:K:112:ASP:N	2.54	0.41
1:K:15:ILE:HG12	1:K:48:PHE:CE2	2.56	0.41
1:K:206:LEU:HD21	1:K:217:PRO:HB2	2.03	0.41
1:K:239:GLN:O	1:K:243:LYS:HG3	2.21	0.41
1:K:294:MET:HB3	1:K:298:ALA:HB3	2.03	0.41
1:K:467:ILE:O	1:K:471:VAL:HG12	2.20	0.41
1:K:485:GLU:HB3	1:K:488:ARG:HD3	2.03	0.41
2:L:246:ALA:CB	2:L:253:VAL:HG23	2.48	0.41
2:L:368:LYS:HA	2:L:373:GLU:HA	2.03	0.41
2:M:141:MET:O	2:M:362:MET:HE3	2.21	0.41
2:M:161:ASN:O	2:M:165:ALA:CB	2.69	0.41
2:M:18:LEU:HD21	2:M:48:ILE:CD1	2.51	0.41
2:M:234:THR:N	2:M:235:PRO:HD3	2.32	0.41
2:M:260:MET:HE2	2:M:313:ILE:H	1.81	0.41
2:M:342:GLU:O	2:M:346:LYS:HG3	2.21	0.41
2:M:17:PRO:O	2:M:59:VAL:CG2	2.69	0.41
3:O:173:ARG:O	3:O:175:GLN:N	2.54	0.41

*Continued on next page...*

*Continued from previous page...*

Atom-1	Atom-2	Interatomic distance (Å)	Clash overlap (Å)
1:I:345:PRO:CD	3:O:197:ILE:HD11	2.51	0.41
1:K:408:ARG:NH2	3:O:2:SER:HB2	2.36	0.41
1:A:27:ILE:HG12	1:A:28:CYS:N	2.35	0.41
1:A:519:ILE:CG2	1:A:548:ILE:HG21	2.51	0.41
1:B:119:TRP:NE1	1:B:172:VAL:CG1	2.84	0.41
1:B:203:THR:HA	1:B:204:PRO:HD3	1.78	0.41
1:B:381:VAL:O	1:B:381:VAL:HG13	2.20	0.41
1:B:455:SER:O	1:B:458:LEU:CD2	2.69	0.41
1:C:264:ASP:O	1:C:268:GLU:HB2	2.21	0.41
1:C:330:TRP:O	1:C:333:ALA:N	2.53	0.41
1:C:37:GLY:HA2	1:C:50:GLN:O	2.21	0.41
1:C:64:VAL:HG12	1:C:65:VAL:N	2.36	0.41
2:D:155:GLY:H	2:D:158:LEU:HD22	1.85	0.41
2:E:120:ASN:OD1	2:E:122:VAL:CB	2.69	0.41
2:E:263:TYR:O	2:E:264:CYS:C	2.57	0.41
2:F:141:MET:CE	2:F:141:MET:CA	2.98	0.41
1:A:13:ALA:HB2	1:A:340:ARG:NH2	2.36	0.41
1:A:8:LYS:HB3	1:A:15:ILE:HB	2.02	0.41
1:A:336:GLU:OE1	2:F:286:TYR:N	2.54	0.41
1:A:431:PHE:N	1:A:431:PHE:HD1	2.19	0.41
1:B:123:VAL:C	1:B:124:LYS:CG	2.89	0.41
1:B:206:LEU:C	1:B:208:GLY:H	2.23	0.41
1:B:211:ILE:O	1:B:215:LEU:HD22	2.21	0.41
1:B:311:GLU:O	1:B:315:ASP:CG	2.59	0.41
1:B:331:ALA:O	1:B:332:GLU:C	2.59	0.41
1:B:201:PRO:HA	1:B:367:LYS:HZ1	1.85	0.41
1:C:290:ASN:HD21	1:C:294:MET:HB2	1.86	0.41
2:D:325:ILE:N	2:D:325:ILE:HD13	2.36	0.41
2:E:135:ILE:HG13	2:E:166:GLN:NE2	2.36	0.41
2:E:45:GLY:HA3	2:E:58:GLN:O	2.21	0.41
2:F:147:GLY:CA	2:F:299:GLY:CA	2.98	0.41
2:F:95:GLY:CA	2:F:234:THR:OG1	2.68	0.41
2:F:296:GLU:C	2:F:298:ALA:H	2.24	0.41
2:F:150:LEU:HA	2:F:336:GLN:HA	2.03	0.41
1:C:123:VAL:HG21	1:C:173:VAL:HG11	2.02	0.41
1:C:129:VAL:HG11	1:C:135:LEU:HD22	2.03	0.41
1:C:358:LEU:O	1:C:361:PHE:HB3	2.20	0.41
1:C:418:HIS:O	1:C:420:PRO:O	2.38	0.41
1:C:416:ARG:HD3	1:C:416:ARG:N	2.36	0.41
1:C:439:TYR:HD2	1:C:439:TYR:HA	1.77	0.41
4:H:50:ALA:O	4:H:51:LEU:HD13	2.20	0.41

*Continued on next page...*

*Continued from previous page...*

Atom-1	Atom-2	Interatomic distance (Å)	Clash overlap (Å)
2:E:395:LEU:N	2:E:395:LEU:CD1	2.82	0.41
2:E:412:LEU:C	2:E:414:PHE:H	2.23	0.41
3:G:119:THR:HG21	3:G:123:THR:HB	2.02	0.41
2:D:215:SER:O	2:D:216:ARG:HB3	2.20	0.41
2:M:355:LEU:CB	2:M:356:PRO:CD	2.89	0.41
2:L:92:ARG:NH1	2:L:101:ASP:HB2	2.35	0.41
1:B:498:ASN:C	1:B:500:TYR:N	2.74	0.41
1:B:92:GLU:O	1:B:96:GLU:HG3	2.20	0.41
1:A:6:ILE:CD1	1:A:58:LEU:HD11	2.49	0.41
1:A:6:ILE:HB	1:A:61:GLY:HA2	2.02	0.41
2:F:109:GLU:HA	2:F:109:GLU:OE1	2.20	0.41
1:I:111:LEU:CD1	1:I:111:LEU:N	2.75	0.41
1:A:76:GLY:O	1:A:79:MET:CG	2.64	0.41
1:A:130:ARG:HH11	1:A:130:ARG:HG3	1.86	0.41
2:M:32:ILE:HD13	2:M:32:ILE:HA	1.94	0.41
2:D:130:PHE:CZ	2:D:177:LEU:HB2	2.52	0.41
2:D:226:ASP:HB3	2:D:227:PRO:CD	2.51	0.41
2:N:190:VAL:HG12	2:N:190:VAL:O	2.19	0.41
2:L:104:PRO:O	2:L:105:PRO:C	2.59	0.41
2:N:241:VAL:HG12	2:N:241:VAL:O	2.21	0.41
3:O:154:ILE:HG21	4:P:96:LYS:HG3	2.03	0.41
1:I:9:ILE:CA	1:I:14:VAL:HG13	2.49	0.41
1:I:425:ASN:C	1:I:427:SER:H	2.25	0.41
1:I:485:GLU:HA	1:I:488:ARG:HB3	2.03	0.41
1:J:104:ARG:O	1:J:106:VAL:HG23	2.21	0.41
1:J:169:GLU:O	1:J:182:LYS:HG2	2.21	0.41
1:J:210:ARG:O	1:J:215:LEU:CD1	2.69	0.41
1:J:259:GLY:O	1:J:262:MET:HB3	2.21	0.41
1:J:9:ILE:HD12	2:L:50:VAL:CG2	2.51	0.41
1:K:149:VAL:CG1	1:K:181:LEU:HD13	2.50	0.41
1:K:168:VAL:HG23	1:K:169:GLU:N	2.34	0.41
1:K:51:VAL:HG12	1:K:52:TYR:N	2.36	0.41
1:J:10:ALA:C	2:L:274:ARG:HH21	2.23	0.41
2:L:389:GLY:C	2:L:391:ASP:H	2.25	0.41
2:L:392:ILE:HA	2:L:395:LEU:CD2	2.50	0.41
2:M:115:THR:O	2:M:297:ARG:CZ	2.69	0.41
2:M:152:ILE:HD13	2:M:313:ILE:HG12	2.02	0.41
2:M:388:ASN:HA	2:M:391:ASP:HB2	2.02	0.41
2:N:125:ARG:CZ	2:N:300:VAL:CG1	2.96	0.41
2:N:134:GLY:HA2	2:N:429:ASN:O	2.21	0.41
2:N:139:ASP:O	2:N:140:VAL:HG13	2.21	0.41

*Continued on next page...*



*Continued from previous page...*

Atom-1	Atom-2	Interatomic distance (Å)	Clash overlap (Å)
2:N:195:GLY:HA2	2:N:224:ALA:CA	2.38	0.41
2:N:234:THR:O	2:N:237:MET:HB2	2.21	0.41
1:A:21:GLY:O	1:A:23:ARG:N	2.53	0.41
1:A:394:PRO:O	1:A:398:SER:CB	2.69	0.41
1:A:473:PRO:CB	1:A:476:LEU:HD11	2.51	0.41
1:B:135:LEU:CD2	1:B:136:GLY:N	2.84	0.41
1:B:138:VAL:HG23	1:B:147:ILE:HD13	2.03	0.41
1:B:281:LEU:CD1	1:B:284:ARG:HG3	2.51	0.41
1:B:305:VAL:HG12	1:B:306:GLY:H	1.82	0.41
1:C:269:PHE:C	1:C:271:GLU:N	2.73	0.41
1:C:285:THR:HG22	1:C:286:VAL:N	2.36	0.41
2:D:221:LEU:HD23	2:D:221:LEU:N	2.35	0.41
2:D:294:ILE:C	2:D:296:GLU:N	2.75	0.41
2:D:325:ILE:N	2:D:326:PRO:CD	2.84	0.41
2:D:336:GLN:O	2:D:337:ILE:HD13	2.21	0.41
2:D:412:LEU:C	2:D:414:PHE:N	2.72	0.41
2:D:43:ARG:HB3	2:D:44:GLY:H	1.74	0.41
2:E:135:ILE:HG21	2:E:167:ILE:HD11	2.02	0.41
2:E:354:PRO:CA	2:E:357:SER:HG	2.29	0.41
2:F:114:ILE:HB	2:F:237:MET:CA	2.51	0.41
2:F:196:ILE:HG13	2:F:196:ILE:O	2.20	0.41
2:F:387:ALA:O	2:F:388:ASN:C	2.59	0.41
2:F:393:ARG:O	2:F:396:VAL:HG12	2.20	0.41
2:F:458:HIS:CA	2:F:461:LYS:HG2	2.51	0.41
2:F:20:PHE:HZ	2:F:54:TYR:CE2	2.39	0.41
3:G:13:GLN:C	3:G:15:ARG:N	2.73	0.41
3:G:197:ILE:HD13	3:G:197:ILE:O	2.21	0.41
4:H:63:MET:HB2	4:H:68:LEU:CD1	2.49	0.41
1:C:209:MET:HB3	1:C:212:LEU:HD22	2.03	0.41
3:G:119:THR:HG1	3:G:120:PRO:HD2	1.82	0.41
4:P:67:ASP:C	4:P:68:LEU:HD12	2.41	0.41
1:B:418:HIS:HE1	1:B:496:GLN:HB2	1.82	0.41
2:L:200:GLU:C	2:L:202:SER:H	2.24	0.41
4:P:52:LEU:HD11	4:P:58:ALA:HB2	1.99	0.41
1:K:530:ILE:HG22	1:K:539:ILE:CD1	2.51	0.41
2:F:83:GLY:HA2	2:F:108:PRO:HG3	2.02	0.41
1:I:31:GLY:HA2	1:I:58:LEU:HD21	2.03	0.41
1:B:542:LEU:HB3	1:B:544:VAL:HG12	2.03	0.41
1:A:157:VAL:HA	1:A:175:LEU:HD23	2.02	0.41
2:F:8:TYR:CD1	2:F:8:TYR:N	2.89	0.41
1:B:446:ASP:N	1:B:446:ASP:OD1	2.46	0.41

*Continued on next page...*

*Continued from previous page...*

Atom-1	Atom-2	Interatomic distance (Å)	Clash overlap (Å)
3:O:50:ARG:NH2	3:O:140:VAL:HG22	2.35	0.40
4:P:19:GLU:HG3	4:P:21:TYR:HE1	1.79	0.40
1:I:255:CYS:O	1:I:256:GLY:C	2.59	0.40
1:I:454:ILE:HD12	1:I:458:LEU:CD1	2.47	0.40
1:I:82:GLY:O	1:I:84:TYR:CD2	2.74	0.40
1:J:110:ALA:C	1:J:111:LEU:HG	2.41	0.40
1:J:117:TRP:HE1	1:J:168:VAL:CG2	2.20	0.40
1:J:6:ILE:HA	1:J:16:ALA:CB	2.51	0.40
1:J:42:LEU:CD1	1:J:42:LEU:N	2.84	0.40
1:K:99:GLY:O	1:K:100:ILE:HG23	2.21	0.40
1:K:117:TRP:CZ3	1:K:140:GLU:HG3	2.55	0.40
1:K:15:ILE:CG2	1:K:16:ALA:N	2.80	0.40
1:K:161:LYS:CG	1:K:172:VAL:HA	2.51	0.40
1:K:257:GLU:O	1:K:291:THR:HA	2.21	0.40
1:K:38:GLU:O	1:K:50:GLN:N	2.54	0.40
1:K:408:ARG:NH2	3:O:2:SER:CB	2.84	0.40
1:K:95:ARG:CD	1:K:95:ARG:C	2.88	0.40
2:L:291:LEU:HA	2:L:294:ILE:CD1	2.51	0.40
2:L:362:MET:CG	2:L:362:MET:O	2.67	0.40
1:I:25:TYR:HB2	2:L:64:THR:HG23	2.02	0.40
2:M:154:SER:HB3	2:M:315:SER:OG	2.21	0.40
2:M:398:ILE:N	3:O:162:ASN:ND2	2.69	0.40
2:M:400:GLY:O	2:M:402:ASP:N	2.55	0.40
2:M:348:ILE:CG2	2:M:424:ASN:HB2	2.50	0.40
2:M:427:GLN:O	2:M:428:GLN:C	2.60	0.40
2:N:240:THR:C	2:N:242:ALA:N	2.74	0.40
1:K:401:ARG:HH11	2:N:261:THR:HG22	1.86	0.40
2:N:116:GLY:CA	2:N:297:ARG:CZ	2.99	0.40
2:N:87:GLU:OE1	2:N:88:MET:N	2.53	0.40
2:N:89:LEU:HA	2:N:218:VAL:CG2	2.51	0.40
1:A:100:ILE:H	1:A:100:ILE:HG12	1.67	0.40
1:A:2:ILE:CG2	1:A:19:MET:SD	3.09	0.40
1:A:488:ARG:HD2	1:A:489:ILE:N	2.36	0.40
1:A:548:ILE:HG22	1:A:548:ILE:O	2.20	0.40
1:B:151:PRO:C	1:B:153:VAL:H	2.25	0.40
1:B:195:VAL:O	1:B:196:GLN:CB	2.66	0.40
1:B:373:GLY:O	1:B:374:GLU:HG3	2.21	0.40
1:B:486:VAL:CG1	1:B:490:ILE:HD11	2.47	0.40
1:B:490:ILE:O	1:B:495:LEU:HB2	2.21	0.40
1:C:4:GLY:HA3	1:C:19:MET:HE2	2.02	0.40
1:C:238:GLN:HG3	1:C:252:TYR:HE1	1.86	0.40

*Continued on next page...*

*Continued from previous page...*

Atom-1	Atom-2	Interatomic distance (Å)	Clash overlap (Å)
1:C:24:MET:HE1	1:C:42:LEU:CD1	2.39	0.40
1:C:238:GLN:HG3	1:C:252:TYR:CE1	2.56	0.40
2:D:254:LEU:CD1	2:D:309:THR:HB	2.51	0.40
2:D:335:GLY:N	2:D:360:ARG:HG3	2.36	0.40
2:D:371:THR:O	2:D:372:ARG:O	2.39	0.40
2:E:120:ASN:O	2:E:122:VAL:N	2.54	0.40
2:E:198:GLN:CG	2:E:199:ARG:N	2.79	0.40
2:E:199:ARG:O	2:E:203:TYR:HB2	2.21	0.40
2:E:61:GLU:CG	2:E:227:PRO:HB3	2.51	0.40
2:E:338:GLN:O	2:E:353:ASP:OD2	2.40	0.40
2:F:194:MET:CE	2:F:234:THR:HG22	2.51	0.40
2:F:340:SER:HB2	2:F:353:ASP:CG	2.41	0.40
3:G:179:ILE:HG22	3:G:183:LEU:CD1	2.44	0.40
1:C:193:ARG:H	1:C:311:GLU:CD	2.23	0.40
1:C:199:LEU:HG	1:C:369:ILE:H	1.86	0.40
1:C:418:HIS:CA	1:C:496:GLN:NE2	2.77	0.40
3:G:67:ALA:N	3:G:122:TYR:CE2	2.82	0.40
3:G:150:ILE:CG2	3:G:154:ILE:CD1	2.99	0.40
3:G:36:VAL:HG12	3:G:154:ILE:CD1	2.24	0.40
3:G:68:GLN:CD	3:G:123:THR:N	2.75	0.40
1:I:127:ASP:O	1:I:156:ARG:HA	2.22	0.40
2:N:394:LYS:O	2:N:398:ILE:HG13	2.21	0.40
1:J:509:MET:C	1:J:511:LYS:N	2.73	0.40
1:A:64:VAL:HG12	1:A:64:VAL:O	2.21	0.40
1:B:476:LEU:CD1	1:B:481:ARG:HG3	2.48	0.40
1:I:63:PRO:O	1:I:64:VAL:HG23	2.21	0.40
1:A:540:LEU:HD23	1:A:540:LEU:C	2.41	0.40
1:B:565:GLU:O	1:B:569:GLU:N	2.54	0.40
2:N:8:TYR:HE2	2:N:24:ALA:HB2	1.86	0.40
2:F:368:LYS:HG3	2:F:368:LYS:O	2.21	0.40
3:O:204:ARG:O	3:O:208:GLU:HB2	2.22	0.40
4:P:94:VAL:HG12	4:P:100:PHE:HE1	1.87	0.40
1:I:295:PRO:O	1:I:298:ALA:N	2.54	0.40
1:I:329:ARG:HH11	1:I:329:ARG:HG3	1.86	0.40
1:I:335:ARG:NH1	2:N:279:GLY:HA3	2.35	0.40
1:I:315:ASP:CA	1:I:370:THR:HG21	2.25	0.40
1:I:41:ARG:NH1	1:I:41:ARG:HG3	2.36	0.40
1:I:432:THR:CA	1:I:435:LEU:HD12	2.49	0.40
1:J:173:VAL:CG1	1:J:181:LEU:HD21	2.50	0.40
1:J:200:ASP:HA	1:J:201:PRO:HD2	1.93	0.40
1:J:205:PHE:CE1	1:J:207:THR:N	2.89	0.40

*Continued on next page...*

*Continued from previous page...*

Atom-1	Atom-2	Interatomic distance (Å)	Clash overlap (Å)
1:J:211:ILE:HG21	1:J:422:ILE:CG2	2.35	0.40
1:J:354:LEU:O	1:J:358:LEU:CG	2.69	0.40
1:J:373:GLY:C	1:J:374:GLU:HG3	2.41	0.40
1:K:504:ASP:C	1:K:506:TYR:N	2.74	0.40
1:K:548:ILE:HG22	1:K:548:ILE:O	2.20	0.40
2:L:297:ARG:HG2	2:L:297:ARG:H	1.60	0.40
2:L:43:ARG:HD3	2:L:61:GLU:HB2	2.03	0.40
2:L:414:PHE:CD1	2:L:442:LEU:HD13	2.56	0.40
1:K:102:ILE:HG13	2:M:119:LEU:O	2.21	0.40
2:M:229:ILE:O	2:M:233:LEU:HG	2.21	0.40
2:M:284:PRO:HB2	2:M:287:MET:HE3	2.04	0.40
2:M:247:PHE:CE2	2:M:308:VAL:HG23	2.56	0.40
2:M:396:VAL:C	2:M:398:ILE:H	2.24	0.40
2:M:412:LEU:C	2:M:414:PHE:H	2.23	0.40
1:I:260:ASN:N	2:N:124:ARG:HH21	2.19	0.40
2:N:149:LYS:NZ	2:N:334:GLU:N	2.66	0.40
1:I:259:GLY:CA	2:N:296:GLU:HG3	2.51	0.40
2:N:140:VAL:CG1	2:N:435:SER:HB3	2.51	0.40
3:O:194:LEU:O	3:O:195:LYS:C	2.59	0.40
1:A:256:GLY:HA3	1:A:292:SER:HA	2.01	0.40
1:A:312:TYR:O	1:A:312:TYR:CD1	2.74	0.40
1:A:400:LEU:C	1:A:402:ILE:N	2.74	0.40
1:A:486:VAL:HG12	1:A:487:GLY:N	2.35	0.40
1:B:196:GLN:CB	1:B:369:ILE:HD13	2.50	0.40
1:B:219:ALA:HB1	1:B:367:LYS:HZ1	1.86	0.40
1:C:259:GLY:CA	2:E:296:GLU:OE1	2.69	0.40
2:D:38:GLY:N	2:D:67:ASP:OD1	2.53	0.40
1:C:329:ARG:HD2	2:E:288:TYR:CZ	2.56	0.40
1:C:258:ARG:CZ	2:E:332:ILE:HG23	2.51	0.40
2:E:438:ILE:O	2:E:438:ILE:HG22	2.21	0.40
2:F:116:GLY:HA3	2:F:297:ARG:NH1	2.37	0.40
2:F:232:ILE:HG13	2:F:263:TYR:CD1	2.56	0.40
2:F:421:PHE:O	2:F:422:PHE:C	2.60	0.40
3:G:7:THR:OG1	3:G:8:ARG:N	2.55	0.40
3:G:9:MET:O	3:G:12:LEU:CD1	2.66	0.40
1:C:501:HIS:O	1:C:503:VAL:N	2.54	0.40
3:G:166:GLN:HA	3:G:170:PRO:CG	2.38	0.40
2:D:208:PHE:HD2	2:D:214:LEU:CA	2.31	0.40
1:K:530:ILE:CG2	1:K:539:ILE:HG12	2.51	0.40
1:C:541:GLN:O	1:C:542:LEU:C	2.59	0.40
1:C:522:PHE:CZ	1:C:542:LEU:HD13	2.55	0.40

*Continued on next page...*

*Continued from previous page...*

Atom-1	Atom-2	Interatomic distance (Å)	Clash overlap (Å)
1:B:92:GLU:C	1:B:94:ILE:N	2.73	0.40
2:N:389:GLY:C	2:N:391:ASP:H	2.25	0.40
1:J:264:ASP:CA	2:L:126:LYS:HD2	2.48	0.40
1:B:104:ARG:C	1:B:106:VAL:H	2.24	0.40
2:N:92:ARG:HH11	2:N:92:ARG:HG2	1.86	0.40
2:L:226:ASP:HB3	2:L:227:PRO:CD	2.50	0.40
1:J:44:GLY:N	2:M:12:THR:O	2.33	0.40
3:O:119:THR:CG2	3:O:123:THR:CB	2.99	0.40
1:I:393:GLU:HG3	1:I:395:VAL:N	2.31	0.40
1:J:150:PRO:O	1:J:153:VAL:HG23	2.22	0.40
1:J:344:MET:HG2	1:J:344:MET:O	2.22	0.40
1:K:101:TYR:CD1	1:K:101:TYR:N	2.89	0.40
1:K:282:MET:C	1:K:284:ARG:H	2.25	0.40
1:K:290:ASN:HD21	1:K:294:MET:HB2	1.86	0.40
1:K:352:PRO:HG2	1:K:353:TYR:CD2	2.56	0.40
1:K:354:LEU:CG	1:K:355:ALA:H	2.31	0.40
1:K:310:ALA:CB	1:K:378:VAL:HG22	2.45	0.40
1:K:483:VAL:HA	1:K:486:VAL:CG2	2.51	0.40
2:L:232:ILE:HB	2:L:233:LEU:HD22	2.04	0.40
2:L:329:THR:OG1	2:L:330:GLY:N	2.54	0.40
2:L:412:LEU:O	2:L:414:PHE:N	2.53	0.40
2:L:381:GLN:OE1	2:L:454:ILE:HG13	2.21	0.40
2:M:119:LEU:CD2	2:M:123:ALA:HB3	2.51	0.40
2:M:233:LEU:CA	2:M:235:PRO:HD2	2.51	0.40
2:M:269:GLU:O	2:M:272:ALA:CB	2.69	0.40
2:M:349:TYR:H	2:M:424:ASN:CB	2.35	0.40
2:M:378:VAL:CG2	2:M:440:TRP:CZ2	3.05	0.40
2:N:222:ASN:HA	2:N:226:ASP:OD1	2.22	0.40
2:N:314:LEU:HG	2:N:314:LEU:H	1.70	0.40
3:O:186:ARG:C	3:O:188:ARG:N	2.72	0.40
1:A:215:LEU:O	1:A:217:PRO:CD	2.69	0.40
1:A:410:ASP:OD1	1:A:411:ALA:N	2.53	0.40
1:B:192:ALA:HB2	1:B:364:ARG:HD2	2.03	0.40
1:B:211:ILE:HG22	1:B:215:LEU:HD22	2.03	0.40
1:B:362:TYR:HA	1:B:380:ILE:HD12	2.02	0.40
1:B:369:ILE:CD1	1:B:373:GLY:HA2	2.51	0.40
2:D:340:SER:HB3	2:D:343:LEU:HD11	2.01	0.40
2:D:375:HIS:CD2	2:D:378:VAL:HG12	2.39	0.40
2:D:43:ARG:HD3	2:D:61:GLU:HB2	2.02	0.40
2:E:158:LEU:HD22	2:E:158:LEU:N	2.36	0.40
2:E:237:MET:O	2:E:238:ALA:C	2.59	0.40

*Continued on next page...*

*Continued from previous page...*

Atom-1	Atom-2	Interatomic distance (Å)	Clash overlap (Å)
2:E:34:ASP:HB3	2:E:42:VAL:HG11	2.03	0.40
2:E:35:ILE:O	2:E:35:ILE:HG22	2.21	0.40
2:E:30:GLY:N	2:E:47:VAL:O	2.49	0.40
2:F:219:LEU:HD22	2:F:221:LEU:HD21	2.03	0.40
2:F:323:HIS:HB3	2:F:326:PRO:CD	2.51	0.40
2:F:361:LEU:HD22	2:F:364:ASN:ND2	2.36	0.40
2:F:392:ILE:CG2	2:F:392:ILE:O	2.68	0.40
4:H:68:LEU:O	4:H:69:PRO:C	2.60	0.40
4:H:44:LEU:CD2	4:H:70:VAL:HB	2.50	0.40
1:C:314:ARG:CG	1:C:377:ALA:N	2.76	0.40
3:G:83:VAL:N	3:G:84:PRO:CD	2.83	0.40
3:G:155:LYS:CB	4:H:96:LYS:HD3	2.31	0.40
2:M:82:LEU:HA	2:M:111:ARG:NH1	2.36	0.40
3:G:185:GLN:C	3:G:188:ARG:HD2	2.35	0.40
1:J:547:ARG:HG3	1:J:562:TYR:HH	1.85	0.40
1:B:545:LEU:C	1:B:545:LEU:CD2	2.86	0.40
1:I:6:ILE:HB	1:I:61:GLY:HA2	2.01	0.40
1:C:565:GLU:OE1	1:C:566:ALA:HB2	2.21	0.40
3:O:113:LEU:HD12	3:O:113:LEU:O	2.22	0.40
2:E:132:GLN:NE2	2:E:431:SER:HA	2.36	0.40
1:I:436:ASP:O	1:I:437:PRO:C	2.59	0.40
1:J:149:VAL:HG23	1:J:153:VAL:HG21	2.02	0.40
1:J:31:GLY:O	1:J:32:GLU:C	2.60	0.40
1:J:314:ARG:CG	1:J:368:VAL:HG21	2.51	0.40
1:J:73:VAL:HG12	1:J:88:GLN:NE2	2.37	0.40
1:K:304:TYR:HH	1:K:330:TRP:HZ2	1.70	0.40
1:K:37:GLY:HA2	1:K:51:VAL:CA	2.51	0.40
1:K:24:MET:CE	1:K:42:LEU:HD12	2.51	0.40
2:L:142:ASN:HA	2:L:362:MET:SD	2.61	0.40
2:L:355:LEU:N	2:L:356:PRO:CD	2.85	0.40
2:L:381:GLN:C	2:L:383:TYR:H	2.25	0.40
2:M:140:VAL:HG21	2:M:422:PHE:CZ	2.55	0.40
2:M:14:ILE:HA	2:M:19:LEU:HD22	2.02	0.40
2:M:15:SER:CB	2:M:17:PRO:HD2	2.47	0.40
2:M:229:ILE:CG1	2:M:233:LEU:HD21	2.49	0.40
2:M:343:LEU:H	2:M:343:LEU:HD23	1.83	0.40
2:M:166:GLN:HE22	2:M:350:PRO:CG	2.33	0.40
2:M:386:TYR:O	2:M:389:GLY:CA	2.69	0.40
2:N:146:ARG:HA	2:N:309:THR:OG1	2.21	0.40
2:N:156:SER:C	2:N:158:LEU:H	2.25	0.40
2:N:166:GLN:CG	2:N:170:GLN:HE22	2.35	0.40

*Continued on next page...*

*Continued from previous page...*

Atom-1	Atom-2	Interatomic distance (Å)	Clash overlap (Å)
1:K:346:ALA:HB2	2:N:268:ARG:HD2	2.04	0.40
3:O:176:ILE:CG2	3:O:177:ARG:N	2.84	0.40
3:O:186:ARG:HD3	3:O:186:ARG:O	2.22	0.40
1:A:34:GLY:O	1:A:36:VAL:N	2.41	0.40
1:A:400:LEU:O	1:A:401:ARG:HB2	2.21	0.40
1:A:436:ASP:O	1:A:437:PRO:C	2.59	0.40
1:A:485:GLU:HA	1:A:488:ARG:CB	2.52	0.40
1:A:492:GLU:HA	1:A:496:GLN:HE22	1.87	0.40
1:A:490:ILE:HA	1:A:494:PHE:CB	2.51	0.40
1:A:518:MET:SD	1:A:551:ALA:CB	3.09	0.40
1:B:117:TRP:HE1	1:B:168:VAL:CG2	2.21	0.40
1:B:225:ALA:C	1:B:226:ILE:CG2	2.90	0.40
1:B:230:PHE:CE1	1:B:258:ARG:NE	2.89	0.40
1:B:263:THR:O	1:B:264:ASP:C	2.59	0.40
1:B:309:ILE:HD12	1:B:309:ILE:HA	1.84	0.40
1:B:438:TRP:CE2	1:B:442:ASN:CG	2.95	0.40
1:B:515:ILE:HG13	1:B:559:PHE:HE1	1.85	0.40
1:C:343:GLU:H	1:C:343:GLU:CD	2.24	0.40
2:D:220:PHE:CE2	2:D:238:ALA:HB2	2.56	0.40
2:D:325:ILE:HD13	2:D:325:ILE:H	1.87	0.40
2:D:382:LEU:O	2:D:386:TYR:CB	2.70	0.40
2:E:142:ASN:ND2	2:E:357:SER:C	2.75	0.40
2:E:138:ILE:HD12	2:E:352:ILE:HD13	2.02	0.40
2:E:438:ILE:O	2:E:441:ALA:N	2.54	0.40
2:E:30:GLY:HA2	2:E:46:GLN:HG2	2.03	0.40
2:E:64:THR:C	2:E:66:LEU:H	2.24	0.40
2:F:135:ILE:HD13	2:F:430:ARG:HB2	2.02	0.40
1:C:42:LEU:O	2:F:13:TYR:HA	2.22	0.40
1:C:41:ARG:CZ	2:F:13:TYR:OH	2.70	0.40
2:F:141:MET:HG2	2:F:141:MET:H	1.46	0.40
2:F:240:THR:C	2:F:242:ALA:N	2.72	0.40
2:F:36:LYS:HZ2	2:F:40:GLY:HA2	1.86	0.40
2:F:414:PHE:O	2:F:417:ALA:CB	2.64	0.40
1:I:265:VAL:HG12	1:I:269:PHE:HB2	2.04	0.40
1:C:166:TYR:O	1:C:167:THR:O	2.39	0.40
3:G:32:ARG:HH11	3:G:157:THR:CA	2.33	0.40
2:D:214:LEU:C	2:D:216:ARG:H	2.25	0.40
2:M:186:PRO:O	2:M:186:PRO:HG2	2.21	0.40
1:K:522:PHE:CZ	1:K:542:LEU:HD13	2.57	0.40
1:B:85:ASP:HB3	1:B:91:LEU:CG	2.51	0.40
2:N:419:GLU:HG3	2:N:420:ARG:N	2.36	0.40

*Continued on next page...*

*Continued from previous page...*

Atom-1	Atom-2	Interatomic distance (Å)	Clash overlap (Å)
1:J:514:GLY:HA3	1:J:559:PHE:HZ	1.86	0.40
3:O:16:GLY:HA2	3:O:19:ARG:HG3	2.04	0.40
4:H:7:PRO:CD	4:H:24:SER:N	2.84	0.40
2:L:457:ASP:O	2:L:461:LYS:HG3	2.21	0.40
1:A:275:PRO:C	1:A:276:LYS:HD2	2.42	0.40
2:L:172:THR:O	2:L:172:THR:HG23	2.21	0.40
1:C:357:ARG:HH11	1:C:357:ARG:HG2	1.86	0.40
3:O:134:ALA:O	3:O:135:GLU:C	2.59	0.40
1:I:199:LEU:HD23	1:I:200:ASP:N	2.37	0.40
1:I:296:VAL:HG22	2:N:289:THR:OG1	2.22	0.40
1:I:252:TYR:CE1	1:I:325:ASP:HB2	2.56	0.40
1:I:457:LEU:HD23	1:I:457:LEU:C	2.42	0.40
1:J:233:GLY:O	1:J:236:VAL:CG1	2.65	0.40
1:K:159:GLU:CG	1:K:174:VAL:HB	2.51	0.40
1:K:205:PHE:CA	1:K:246:ASN:HD22	2.21	0.40
1:I:41:ARG:CD	2:L:14:ILE:O	2.64	0.40
2:L:267:LEU:O	2:L:270:ILE:N	2.55	0.40
2:L:294:ILE:O	2:L:296:GLU:N	2.50	0.40
2:M:201:LEU:C	2:M:203:TYR:N	2.75	0.40
2:M:212:GLY:C	2:M:214:LEU:H	2.24	0.40
2:M:239:LEU:C	2:M:241:VAL:N	2.74	0.40
2:M:293:THR:O	2:M:294:ILE:C	2.57	0.40
2:M:49:GLU:O	2:M:55:ALA:HA	2.21	0.40
2:M:31:ALA:CA	2:M:78:ASP:O	2.67	0.40
2:N:144:LEU:CG	2:N:145:VAL:N	2.84	0.40
2:N:193:ALA:HB1	2:N:196:ILE:HG23	2.04	0.40
2:N:305:LYS:HA	2:N:305:LYS:HD2	1.88	0.40
3:O:17:GLN:HG2	3:O:172:ILE:HG21	2.02	0.40
1:A:314:ARG:HD2	1:A:368:VAL:CG2	2.46	0.40
1:A:346:ALA:CB	2:D:272:ALA:HB1	2.51	0.40
1:A:399:THR:HG22	1:A:403:VAL:HG22	2.03	0.40
1:B:168:VAL:HG12	1:B:183:MET:CB	2.35	0.40
1:B:266:LEU:O	1:B:270:PRO:HD3	2.22	0.40
1:B:281:LEU:O	1:B:281:LEU:HD12	2.21	0.40
1:B:35:LEU:HD13	1:B:105:GLY:HA3	2.04	0.40
1:B:431:PHE:O	1:B:435:LEU:HG	2.21	0.40
1:C:336:GLU:O	1:C:337:ILE:C	2.60	0.40
2:D:114:ILE:C	2:D:114:ILE:HD12	2.41	0.40
2:D:153:PHE:CE1	2:D:336:GLN:CA	2.93	0.40
2:D:237:MET:HE2	2:D:237:MET:CA	2.52	0.40
2:D:28:ALA:O	2:D:29:TYR:C	2.58	0.40

*Continued on next page...*



Continued from previous page...

Atom-1	Atom-2	Interatomic distance (Å)	Clash overlap (Å)
2:D:314:LEU:CD1	2:D:314:LEU:C	2.89	0.40
2:D:459:ILE:C	2:D:461:LYS:H	2.25	0.40
2:D:66:LEU:HD23	2:D:66:LEU:HA	1.88	0.40
2:E:154:SER:CB	2:E:160:ALA:HB2	2.50	0.40
2:E:167:ILE:HG22	2:E:167:ILE:O	2.22	0.40
2:E:94:ASN:HB2	2:E:221:LEU:CD1	2.37	0.40
2:F:263:TYR:CD2	2:F:263:TYR:C	2.95	0.40
2:F:349:TYR:HA	2:F:351:PRO:CD	2.49	0.40
2:F:337:ILE:HA	2:F:357:SER:CB	2.51	0.40
1:C:187:TRP:CD1	1:C:308:THR:HG22	2.57	0.40
1:C:148:LEU:CD1	1:C:315:ASP:HB2	2.52	0.40
1:C:195:VAL:CA	1:C:370:THR:HA	2.44	0.40
1:C:423:ASN:O	1:C:427:SER:CB	2.70	0.40
2:E:392:ILE:HD11	2:E:411:TYR:HB2	2.04	0.40
3:G:131:ARG:O	3:G:135:GLU:CB	2.70	0.40
3:G:73:PRO:C	3:G:76:VAL:HG13	2.41	0.40
1:I:157:VAL:HG12	1:I:158:LYS:N	2.36	0.40
2:N:416:ASP:O	2:N:420:ARG:HB2	2.21	0.40
1:J:488:ARG:O	1:J:492:GLU:HB2	2.20	0.40
1:J:539:ILE:CG2	1:J:574:PHE:HE1	2.35	0.40
1:K:412:SER:HA	1:K:415:PHE:CZ	2.55	0.40
1:A:157:VAL:HG22	1:A:175:LEU:HD22	2.03	0.40
1:K:73:VAL:O	1:K:73:VAL:HG13	2.21	0.40
2:D:9:THR:CG2	2:D:10:GLY:H	2.34	0.40
3:O:43:VAL:HG12	3:O:44:ARG:N	2.37	0.40
1:A:498:ASN:OD1	1:A:500:TYR:C	2.60	0.40
2:D:169:ARG:HG3	2:D:169:ARG:NH1	2.36	0.40

All (1) symmetry-related close contacts are listed below. The label for Atom-2 includes the symmetry operator and encoded unit-cell translations to be applied.

Atom-1	Atom-2	Interatomic distance (Å)	Clash overlap (Å)
1:J:156:ARG:NH1	1:J:156:ARG:NH1[5_555]	1.86	0.34

## 5.3 Torsion angles [i](#)

### 5.3.1 Protein backbone [i](#)

In the following table, the Percentiles column shows the percent Ramachandran outliers of the chain as a percentile score with respect to all X-ray entries followed by that with respect to entries

of similar resolution.

The Analysed column shows the number of residues for which the backbone conformation was analysed, and the total number of residues.

Mol	Chain	Analysed	Favoured	Allowed	Outliers	Percentiles	
1	A	575/577 (100%)	431 (75%)	96 (17%)	48 (8%)	1	18
1	B	575/577 (100%)	370 (64%)	134 (23%)	71 (12%)	0	8
1	C	575/577 (100%)	423 (74%)	98 (17%)	54 (9%)	1	15
1	I	575/577 (100%)	426 (74%)	103 (18%)	46 (8%)	1	19
1	J	575/577 (100%)	367 (64%)	137 (24%)	71 (12%)	0	8
1	K	575/577 (100%)	423 (74%)	104 (18%)	48 (8%)	1	18
2	D	455/457 (100%)	305 (67%)	108 (24%)	42 (9%)	1	16
2	E	455/457 (100%)	302 (66%)	98 (22%)	55 (12%)	0	8
2	F	455/457 (100%)	315 (69%)	98 (22%)	42 (9%)	1	16
2	L	455/457 (100%)	306 (67%)	109 (24%)	40 (9%)	1	17
2	M	455/457 (100%)	298 (66%)	95 (21%)	62 (14%)	0	6
2	N	455/457 (100%)	318 (70%)	94 (21%)	43 (10%)	1	15
3	G	208/210 (99%)	147 (71%)	38 (18%)	23 (11%)	0	10
3	O	208/210 (99%)	145 (70%)	40 (19%)	23 (11%)	0	10
4	H	98/100 (98%)	66 (67%)	20 (20%)	12 (12%)	0	8
4	P	98/100 (98%)	63 (64%)	24 (24%)	11 (11%)	0	10
All	All	6792/6824 (100%)	4705 (69%)	1396 (21%)	691 (10%)	1	13

All (691) Ramachandran outliers are listed below:

Mol	Chain	Res	Type
1	A	11	GLY
1	A	36	VAL
1	A	63	PRO
1	A	227	PRO
1	A	230	PHE
1	A	480	GLU
1	B	77	PRO
1	B	88	GLN
1	B	131	GLY
1	B	141	PHE
1	B	159	GLU
1	B	181	LEU

*Continued on next page...*

*Continued from previous page...*

Mol	Chain	Res	Type
1	B	196	GLN
1	B	210	ARG
1	B	219	ALA
1	B	227	PRO
1	B	245	SER
1	B	252	TYR
1	B	259	GLY
1	B	289	ALA
1	B	293	ASN
1	B	303	ILE
1	B	304	TYR
1	B	305	VAL
1	B	340	ARG
1	B	342	GLU
1	B	356	ALA
1	B	403	VAL
1	B	466	GLU
1	B	498	ASN
1	C	141	PHE
1	C	167	THR
1	C	210	ARG
1	C	233	GLY
1	C	284	ARG
1	C	377	ALA
2	D	8	TYR
2	D	71	THR
2	D	210	ARG
2	D	216	ARG
2	D	293	THR
2	D	354	PRO
2	D	370	LYS
2	D	372	ARG
2	E	17	PRO
2	E	54	TYR
2	E	101	ASP
2	E	137	THR
2	E	190	VAL
2	E	191	PHE
2	E	216	ARG
2	E	239	LEU
2	E	253	VAL
2	E	272	ALA

*Continued on next page...*

*Continued from previous page...*

Mol	Chain	Res	Type
2	E	294	ILE
2	E	317	PRO
2	E	319	ASP
2	E	358	LEU
2	E	403	ALA
2	E	419	GLU
2	E	425	GLN
2	F	15	SER
2	F	48	ILE
2	F	84	VAL
2	F	139	ASP
2	F	143	THR
2	F	275	GLU
2	F	318	ASP
2	F	327	ASP
2	F	430	ARG
3	G	99	SER
3	G	116	PRO
3	G	134	ALA
4	H	97	THR
1	I	11	GLY
1	I	36	VAL
1	I	63	PRO
1	I	72	ALA
1	I	227	PRO
1	I	230	PHE
1	I	282	MET
1	I	480	GLU
1	J	77	PRO
1	J	88	GLN
1	J	131	GLY
1	J	141	PHE
1	J	159	GLU
1	J	179	THR
1	J	196	GLN
1	J	219	ALA
1	J	227	PRO
1	J	245	SER
1	J	252	TYR
1	J	259	GLY
1	J	289	ALA
1	J	293	ASN

*Continued on next page...*

*Continued from previous page...*

Mol	Chain	Res	Type
1	J	303	ILE
1	J	304	TYR
1	J	305	VAL
1	J	342	GLU
1	J	356	ALA
1	J	403	VAL
1	J	466	GLU
1	J	498	ASN
1	K	140	GLU
1	K	233	GLY
1	K	247	ALA
1	K	284	ARG
1	K	377	ALA
2	L	8	TYR
2	L	210	ARG
2	L	216	ARG
2	L	226	ASP
2	L	293	THR
2	L	354	PRO
2	L	370	LYS
2	L	372	ARG
2	M	17	PRO
2	M	54	TYR
2	M	95	GLY
2	M	101	ASP
2	M	137	THR
2	M	190	VAL
2	M	191	PHE
2	M	216	ARG
2	M	239	LEU
2	M	253	VAL
2	M	272	ALA
2	M	317	PRO
2	M	319	ASP
2	M	341	ARG
2	M	358	LEU
2	M	403	ALA
2	M	419	GLU
2	M	425	GLN
2	N	15	SER
2	N	48	ILE
2	N	63	THR

*Continued on next page...*

*Continued from previous page...*

Mol	Chain	Res	Type
2	N	84	VAL
2	N	139	ASP
2	N	143	THR
2	N	275	GLU
2	N	318	ASP
2	N	327	ASP
2	N	348	ILE
2	N	430	ARG
3	O	99	SER
4	P	97	THR
1	A	64	VAL
1	A	66	SER
1	A	72	ALA
1	A	177	ASP
1	A	282	MET
1	A	316	GLN
1	A	319	SER
1	A	353	TYR
1	A	416	ARG
1	A	471	VAL
1	B	25	TYR
1	B	53	GLU
1	B	132	GLY
1	B	180	GLU
1	B	302	SER
1	B	315	ASP
1	B	349	GLY
1	B	397	GLN
1	B	413	LEU
1	B	443	VAL
1	B	510	LYS
1	C	40	ILE
1	C	85	ASP
1	C	87	ILE
1	C	99	GLY
1	C	109	HIS
1	C	145	HIS
1	C	188	PRO
1	C	189	VAL
1	C	229	PRO
1	C	247	ALA
1	C	256	GLY

*Continued on next page...*

*Continued from previous page...*

Mol	Chain	Res	Type
1	C	326	SER
1	C	392	SER
1	C	463	GLY
1	C	505	ALA
1	C	512	ALA
2	D	10	GLY
2	D	37	ASP
2	D	63	THR
2	D	77	GLU
2	D	164	ALA
2	D	205	ILE
2	D	226	ASP
2	D	237	MET
2	D	250	ASP
2	D	257	LEU
2	D	259	ASP
2	D	326	PRO
2	D	330	GLY
2	E	37	ASP
2	E	62	GLU
2	E	88	MET
2	E	95	GLY
2	E	96	ILE
2	E	116	GLY
2	E	240	THR
2	E	270	ILE
2	E	332	ILE
2	E	336	GLN
2	E	341	ARG
2	E	455	SER
2	F	10	GLY
2	F	63	THR
2	F	140	VAL
2	F	348	ILE
2	F	375	HIS
2	F	389	GLY
2	F	390	VAL
2	F	404	LEU
2	F	436	LEU
2	F	448	GLN
3	G	3	GLN
3	G	6	PRO

*Continued on next page...*

*Continued from previous page...*

Mol	Chain	Res	Type
3	G	118	GLY
3	G	120	PRO
3	G	168	VAL
3	G	174	ALA
3	G	180	GLN
3	G	186	ARG
4	H	15	LEU
4	H	64	ARG
4	H	74	ILE
4	H	75	ALA
4	H	79	GLU
1	I	64	VAL
1	I	66	SER
1	I	177	ASP
1	I	293	ASN
1	I	302	SER
1	I	304	TYR
1	I	316	GLN
1	I	353	TYR
1	I	416	ARG
1	I	471	VAL
1	J	53	GLU
1	J	132	GLY
1	J	210	ARG
1	J	217	PRO
1	J	296	VAL
1	J	302	SER
1	J	315	ASP
1	J	340	ARG
1	J	349	GLY
1	J	397	GLN
1	J	413	LEU
1	J	443	VAL
1	J	510	LYS
1	K	40	ILE
1	K	87	ILE
1	K	99	GLY
1	K	109	HIS
1	K	167	THR
1	K	188	PRO
1	K	210	ARG
1	K	229	PRO

*Continued on next page...*



*Continued from previous page...*

Mol	Chain	Res	Type
1	K	256	GLY
1	K	326	SER
1	K	387	PRO
1	K	392	SER
1	K	443	VAL
1	K	463	GLY
1	K	512	ALA
2	L	10	GLY
2	L	37	ASP
2	L	63	THR
2	L	71	THR
2	L	77	GLU
2	L	164	ALA
2	L	205	ILE
2	L	237	MET
2	L	250	ASP
2	L	257	LEU
2	L	259	ASP
2	L	326	PRO
2	L	330	GLY
2	M	62	GLU
2	M	88	MET
2	M	96	ILE
2	M	116	GLY
2	M	280	ARG
2	M	294	ILE
2	M	332	ILE
2	M	336	GLN
2	M	455	SER
2	N	10	GLY
2	N	140	VAL
2	N	197	THR
2	N	375	HIS
2	N	389	GLY
2	N	390	VAL
2	N	404	LEU
2	N	448	GLN
3	O	3	GLN
3	O	6	PRO
3	O	116	PRO
3	O	118	GLY
3	O	134	ALA

*Continued on next page...*

*Continued from previous page...*

Mol	Chain	Res	Type
3	O	137	LEU
3	O	168	VAL
3	O	174	ALA
3	O	186	ARG
4	P	15	LEU
4	P	64	ARG
4	P	74	ILE
4	P	75	ALA
4	P	96	LYS
1	A	32	GLU
1	A	35	LEU
1	A	81	ASN
1	A	118	ALA
1	A	218	VAL
1	A	293	ASN
1	A	302	SER
1	A	304	TYR
1	A	502	GLU
1	A	516	MET
1	B	31	GLY
1	B	217	PRO
1	B	296	VAL
1	B	345	PRO
1	B	359	ALA
1	B	363	GLU
1	B	417	ARG
1	B	478	ASP
1	C	387	PRO
1	C	494	PHE
1	C	502	GLU
2	D	49	GLU
2	D	69	ALA
2	D	212	GLY
2	D	268	ARG
2	D	279	GLY
2	D	295	TYR
2	E	39	THR
2	E	63	THR
2	E	159	PRO
2	E	166	GLN
2	E	170	GLN
2	E	259	ASP

*Continued on next page...*

*Continued from previous page...*

Mol	Chain	Res	Type
2	E	280	ARG
2	E	291	LEU
2	E	435	SER
2	F	178	SER
2	F	197	THR
2	F	243	GLU
2	F	273	ALA
2	F	312	PRO
2	F	356	PRO
2	F	434	GLU
2	F	449	GLY
3	G	28	LEU
3	G	86	LEU
3	G	137	LEU
4	H	29	ALA
4	H	53	PRO
4	H	96	LYS
1	I	32	GLU
1	I	81	ASN
1	I	218	VAL
1	I	319	SER
1	I	484	ILE
1	I	502	GLU
1	I	516	MET
1	J	25	TYR
1	J	91	LEU
1	J	163	ALA
1	J	201	PRO
1	J	232	SER
1	J	345	PRO
1	J	359	ALA
1	J	363	GLU
1	J	395	VAL
1	J	415	PHE
1	J	478	ASP
1	K	85	ASP
1	K	142	GLY
1	K	189	VAL
1	K	494	PHE
1	K	502	GLU
1	K	503	VAL
1	K	505	ALA

*Continued on next page...*

*Continued from previous page...*

Mol	Chain	Res	Type
2	L	49	GLU
2	L	168	ALA
2	L	212	GLY
2	L	295	TYR
2	L	382	LEU
2	M	37	ASP
2	M	39	THR
2	M	63	THR
2	M	159	PRO
2	M	166	GLN
2	M	170	GLN
2	M	226	ASP
2	M	240	THR
2	M	259	ASP
2	M	270	ILE
2	M	291	LEU
2	M	393	ARG
2	M	435	SER
2	N	27	LEU
2	N	178	SER
2	N	243	GLU
2	N	312	PRO
2	N	356	PRO
2	N	383	TYR
2	N	436	LEU
2	N	449	GLY
3	O	28	LEU
3	O	86	LEU
3	O	119	THR
3	O	120	PRO
3	O	173	ARG
3	O	179	ILE
3	O	180	GLN
4	P	29	ALA
4	P	53	PRO
4	P	79	GLU
1	A	67	THR
1	A	326	SER
1	A	426	GLY
1	A	484	ILE
1	A	510	LYS
1	B	81	ASN

*Continued on next page...*

*Continued from previous page...*

Mol	Chain	Res	Type
1	B	91	LEU
1	B	201	PRO
1	B	232	SER
1	B	346	ALA
1	B	347	GLU
1	B	383	ALA
1	B	404	GLY
1	C	25	TYR
1	C	70	PRO
1	C	90	PRO
1	C	100	ILE
1	C	231	GLY
1	C	272	LEU
1	C	325	ASP
1	C	355	ALA
1	C	443	VAL
1	C	503	VAL
2	D	99	PRO
2	D	168	ALA
2	E	50	VAL
2	E	70	THR
2	E	119	LEU
2	E	198	GLN
2	E	226	ASP
2	E	393	ARG
2	F	27	LEU
2	F	82	LEU
2	F	129	GLN
2	F	137	THR
2	F	263	TYR
2	F	383	TYR
3	G	104	LEU
3	G	123	THR
1	I	35	LEU
1	I	67	THR
1	I	118	ALA
1	I	426	GLY
1	J	31	GLY
1	J	70	PRO
1	J	236	VAL
1	J	346	ALA
1	J	347	GLU

*Continued on next page...*

*Continued from previous page...*

Mol	Chain	Res	Type
1	J	355	ALA
1	J	383	ALA
1	J	404	GLY
1	J	417	ARG
1	K	25	TYR
1	K	70	PRO
1	K	90	PRO
1	K	100	ILE
1	K	263	THR
1	K	272	LEU
1	K	354	LEU
1	K	482	LEU
2	L	69	ALA
2	L	99	PRO
2	L	268	ARG
2	L	279	GLY
2	L	289	THR
2	L	336	GLN
2	M	102	GLY
2	M	119	LEU
2	M	136	SER
2	M	379	SER
2	N	82	LEU
2	N	129	GLN
2	N	137	THR
2	N	273	ALA
2	N	434	GLU
3	O	87	GLU
3	O	104	LEU
3	O	153	GLU
4	P	18	LEU
1	A	34	GLY
1	A	287	LEU
1	A	367	LYS
1	A	486	VAL
1	A	504	ASP
1	B	90	PRO
1	B	162	PRO
1	B	295	PRO
1	B	355	ALA
1	B	395	VAL
1	B	473	PRO

*Continued on next page...*

*Continued from previous page...*

Mol	Chain	Res	Type
1	B	477	GLN
1	B	518	MET
1	C	36	VAL
1	C	151	PRO
1	C	263	THR
1	C	354	LEU
1	C	404	GLY
1	C	421	ALA
1	C	482	LEU
1	C	523	TYR
1	C	542	LEU
1	C	563	PHE
2	D	53	GLU
2	D	78	ASP
2	D	117	LEU
2	D	159	PRO
2	D	336	GLN
2	E	49	GLU
2	E	102	GLY
2	E	118	PRO
2	E	136	SER
2	E	235	PRO
2	E	401	GLU
2	E	413	GLN
2	F	437	GLN
3	G	87	GLU
3	G	153	GLU
3	G	154	ILE
3	G	179	ILE
4	H	5	ALA
4	H	18	LEU
1	I	34	GLY
1	I	216	PHE
1	I	287	LEU
1	I	326	SER
1	I	354	LEU
1	I	367	LYS
1	I	570	ILE
1	J	81	ASN
1	J	394	PRO
1	J	473	PRO
1	J	537	ASP

*Continued on next page...*

*Continued from previous page...*

Mol	Chain	Res	Type
1	K	36	VAL
1	K	151	PRO
1	K	404	GLY
1	K	421	ALA
1	K	514	GLY
1	K	542	LEU
1	K	563	PHE
2	L	78	ASP
2	L	117	LEU
2	L	159	PRO
2	M	50	VAL
2	M	118	PRO
2	M	139	ASP
2	M	186	PRO
2	M	198	GLN
2	M	235	PRO
2	M	412	LEU
2	N	263	TYR
2	N	437	GLN
3	O	123	THR
3	O	154	ILE
4	P	33	LEU
1	A	354	LEU
1	A	474	ASP
1	B	63	PRO
1	B	163	ALA
1	B	324	ALA
1	B	394	PRO
1	B	556	GLU
1	C	59	LYS
1	C	514	GLY
2	D	90	GLY
2	D	382	LEU
2	D	392	ILE
2	E	186	PRO
2	F	179	GLY
3	G	173	ARG
4	H	33	LEU
1	I	303	ILE
1	I	443	VAL
1	I	474	ASP
1	I	486	VAL

*Continued on next page...*



*Continued from previous page...*

Mol	Chain	Res	Type
1	J	63	PRO
1	J	90	PRO
1	J	295	PRO
1	J	324	ALA
1	J	477	GLN
1	J	509	MET
1	K	5	VAL
1	K	102	ILE
2	L	90	GLY
2	L	234	THR
2	M	49	GLU
2	M	207	GLU
2	M	413	GLN
2	N	179	GLY
2	N	284	PRO
1	A	221	GLY
1	A	443	VAL
1	A	570	ILE
1	B	369	ILE
1	C	5	VAL
2	D	50	VAL
2	D	95	GLY
2	E	105	PRO
2	F	284	PRO
1	I	221	GLY
1	I	387	PRO
1	J	256	GLY
1	K	231	GLY
2	M	105	PRO
1	A	216	PHE
1	A	303	ILE
1	A	560	PRO
1	B	256	GLY
1	B	288	ILE
1	C	270	PRO
2	D	234	THR
2	E	175	PRO
2	F	96	ILE
3	G	117	VAL
1	I	515	ILE
1	J	40	ILE
1	J	288	ILE

*Continued on next page...*

*Continued from previous page...*

Mol	Chain	Res	Type
1	K	337	ILE
2	L	50	VAL
2	M	175	PRO
2	M	241	VAL
2	M	326	PRO
2	N	278	PRO
1	A	387	PRO
1	A	515	ILE
1	B	30	VAL
1	B	40	ILE
1	B	236	VAL
1	C	102	ILE
1	C	265	VAL
1	C	337	ILE
2	F	83	GLY
2	F	108	PRO
2	F	278	PRO
1	I	560	PRO
1	J	162	PRO
1	J	369	ILE
1	K	270	PRO
2	L	313	ILE
2	L	392	ILE
2	M	99	PRO
2	M	138	ILE
2	N	96	ILE
1	A	125	PRO
1	C	447	TYR
1	C	490	ILE
2	D	337	ILE
2	E	326	PRO
2	F	332	ILE
3	G	119	THR
1	I	126	GLY
1	J	274	ASP
2	M	285	GLY
2	N	83	GLY
2	N	95	GLY
2	N	99	PRO
2	N	108	PRO
1	A	126	GLY
1	B	274	ASP

*Continued on next page...*

*Continued from previous page...*

Mol	Chain	Res	Type
2	D	313	ILE
2	F	99	PRO
1	I	125	PRO
1	K	62	GLU
2	M	135	ILE
2	N	332	ILE
3	O	117	VAL

### 5.3.2 Protein sidechains ⓘ

In the following table, the Percentiles column shows the percent sidechain outliers of the chain as a percentile score with respect to all X-ray entries followed by that with respect to entries of similar resolution.

The Analysed column shows the number of residues for which the sidechain conformation was analysed, and the total number of residues.

Mol	Chain	Analysed	Rotameric	Outliers	Percentiles	
1	A	468/468 (100%)	400 (86%)	68 (14%)	4	27
1	B	468/468 (100%)	377 (81%)	91 (19%)	2	14
1	C	468/468 (100%)	403 (86%)	65 (14%)	4	29
1	I	468/468 (100%)	401 (86%)	67 (14%)	4	28
1	J	468/468 (100%)	380 (81%)	88 (19%)	2	15
1	K	468/468 (100%)	409 (87%)	59 (13%)	5	31
2	D	384/384 (100%)	331 (86%)	53 (14%)	4	29
2	E	384/384 (100%)	309 (80%)	75 (20%)	2	14
2	F	384/384 (100%)	330 (86%)	54 (14%)	4	28
2	L	384/384 (100%)	330 (86%)	54 (14%)	4	28
2	M	384/384 (100%)	310 (81%)	74 (19%)	2	14
2	N	384/384 (100%)	330 (86%)	54 (14%)	4	28
3	G	166/166 (100%)	127 (76%)	39 (24%)	1	8
3	O	166/166 (100%)	131 (79%)	35 (21%)	1	11
4	H	76/76 (100%)	59 (78%)	17 (22%)	1	9
4	P	76/76 (100%)	56 (74%)	20 (26%)	0	6
All	All	5596/5596 (100%)	4683 (84%)	913 (16%)	3	22

All (913) residues with a non-rotameric sidechain are listed below:

Mol	Chain	Res	Type
1	A	1	MET
1	A	3	GLN
1	A	5	VAL
1	A	9	ILE
1	A	20	LEU
1	A	26	ASP
1	A	27	ILE
1	A	41	ARG
1	A	63	PRO
1	A	87	ILE
1	A	95	ARG
1	A	127	ASP
1	A	154	ARG
1	A	181	LEU
1	A	184	TYR
1	A	202	ASN
1	A	205	PHE
1	A	213	ASP
1	A	218	VAL
1	A	230	PHE
1	A	234	LYS
1	A	235	THR
1	A	244	TRP
1	A	258	ARG
1	A	269	PHE
1	A	270	PRO
1	A	273	THR
1	A	284	ARG
1	A	291	THR
1	A	315	ASP
1	A	323	MET
1	A	329	ARG
1	A	332	GLU
1	A	339	SER
1	A	340	ARG
1	A	341	LEU
1	A	344	MET
1	A	348	GLU
1	A	353	TYR
1	A	354	LEU
1	A	358	LEU
1	A	370	THR
1	A	379	THR

*Continued on next page...*

*Continued from previous page...*

Mol	Chain	Res	Type
1	A	385	SER
1	A	394	PRO
1	A	401	ARG
1	A	415	PHE
1	A	424	TRP
1	A	425	ASN
1	A	437	PRO
1	A	438	TRP
1	A	441	GLU
1	A	451	ARG
1	A	452	ASP
1	A	454	ILE
1	A	461	GLU
1	A	469	GLN
1	A	471	VAL
1	A	474	ASP
1	A	477	GLN
1	A	480	GLU
1	A	488	ARG
1	A	489	ILE
1	A	500	TYR
1	A	536	ILE
1	A	547	ARG
1	A	563	PHE
1	A	574	PHE
1	B	20	LEU
1	B	25	TYR
1	B	32	GLU
1	B	40	ILE
1	B	45	ASP
1	B	52	TYR
1	B	55	THR
1	B	87	ILE
1	B	92	GLU
1	B	95	ARG
1	B	103	THR
1	B	111	LEU
1	B	124	LYS
1	B	129	VAL
1	B	130	ARG
1	B	149	VAL
1	B	150	PRO

*Continued on next page...*

*Continued from previous page...*

Mol	Chain	Res	Type
1	B	168	VAL
1	B	181	LEU
1	B	182	LYS
1	B	184	TYR
1	B	189	VAL
1	B	194	PRO
1	B	196	GLN
1	B	202	ASN
1	B	205	PHE
1	B	207	THR
1	B	213	ASP
1	B	215	LEU
1	B	216	PHE
1	B	217	PRO
1	B	220	MET
1	B	226	ILE
1	B	234	LYS
1	B	235	THR
1	B	238	GLN
1	B	241	LEU
1	B	244	TRP
1	B	248	ASP
1	B	253	VAL
1	B	257	GLU
1	B	260	ASN
1	B	262	MET
1	B	264	ASP
1	B	266	LEU
1	B	271	GLU
1	B	282	MET
1	B	285	THR
1	B	286	VAL
1	B	287	LEU
1	B	291	THR
1	B	295	PRO
1	B	299	ARG
1	B	313	PHE
1	B	319	SER
1	B	320	VAL
1	B	332	GLU
1	B	334	LEU
1	B	342	GLU

*Continued on next page...*

*Continued from previous page...*

Mol	Chain	Res	Type
1	B	358	LEU
1	B	367	LYS
1	B	369	ILE
1	B	379	THR
1	B	390	ASP
1	B	392	SER
1	B	393	GLU
1	B	395	VAL
1	B	397	GLN
1	B	399	THR
1	B	401	ARG
1	B	403	VAL
1	B	409	LEU
1	B	419	PHE
1	B	422	ILE
1	B	427	SER
1	B	432	THR
1	B	437	PRO
1	B	441	GLU
1	B	442	ASN
1	B	443	VAL
1	B	447	TYR
1	B	457	LEU
1	B	458	LEU
1	B	465	GLN
1	B	504	ASP
1	B	507	CYS
1	B	534	VAL
1	B	540	LEU
1	B	545	LEU
1	B	555	SER
1	B	567	MET
1	C	19	MET
1	C	40	ILE
1	C	50	GLN
1	C	65	VAL
1	C	67	THR
1	C	69	LEU
1	C	84	TYR
1	C	87	ILE
1	C	95	ARG
1	C	100	ILE

*Continued on next page...*

*Continued from previous page...*

Mol	Chain	Res	Type
1	C	101	TYR
1	C	111	LEU
1	C	112	ASP
1	C	119	TRP
1	C	127	ASP
1	C	129	VAL
1	C	154	ARG
1	C	156	ARG
1	C	187	TRP
1	C	198	LYS
1	C	202	ASN
1	C	205	PHE
1	C	212	LEU
1	C	215	LEU
1	C	230	PHE
1	C	232	SER
1	C	234	LYS
1	C	237	THR
1	C	246	ASN
1	C	249	VAL
1	C	274	ASP
1	C	276	LYS
1	C	290	ASN
1	C	296	VAL
1	C	299	ARG
1	C	303	ILE
1	C	315	ASP
1	C	332	GLU
1	C	334	LEU
1	C	335	ARG
1	C	343	GLU
1	C	348	GLU
1	C	378	VAL
1	C	379	THR
1	C	381	VAL
1	C	390	ASP
1	C	408	ARG
1	C	417	ARG
1	C	419	PHE
1	C	436	ASP
1	C	440	ARG
1	C	441	GLU

*Continued on next page...*



*Continued from previous page...*

Mol	Chain	Res	Type
1	C	455	SER
1	C	470	LEU
1	C	471	VAL
1	C	481	ARG
1	C	495	LEU
1	C	496	GLN
1	C	535	SER
1	C	536	ILE
1	C	553	TYR
1	C	560	PRO
1	C	562	TYR
1	C	563	PHE
1	C	574	PHE
2	D	8	TYR
2	D	11	ILE
2	D	13	TYR
2	D	27	LEU
2	D	32	ILE
2	D	54	TYR
2	D	61	GLU
2	D	81	ARG
2	D	91	ARG
2	D	94	ASN
2	D	101	ASP
2	D	143	THR
2	D	149	LYS
2	D	153	PHE
2	D	186	PRO
2	D	187	PHE
2	D	196	ILE
2	D	198	GLN
2	D	219	LEU
2	D	225	ASP
2	D	226	ASP
2	D	233	LEU
2	D	237	MET
2	D	239	LEU
2	D	240	THR
2	D	259	ASP
2	D	260	MET
2	D	284	PRO
2	D	290	ASP

*Continued on next page...*

*Continued from previous page...*

Mol	Chain	Res	Type
2	D	295	TYR
2	D	297	ARG
2	D	300	VAL
2	D	316	MET
2	D	320	ASP
2	D	323	HIS
2	D	325	ILE
2	D	327	ASP
2	D	352	ILE
2	D	358	LEU
2	D	362	MET
2	D	371	THR
2	D	378	VAL
2	D	382	LEU
2	D	394	LYS
2	D	404	LEU
2	D	414	PHE
2	D	425	GLN
2	D	431	SER
2	D	432	ILE
2	D	442	LEU
2	D	445	MET
2	D	447	PRO
2	D	462	TYR
2	E	11	ILE
2	E	18	LEU
2	E	26	ASP
2	E	29	TYR
2	E	32	ILE
2	E	34	ASP
2	E	35	ILE
2	E	39	THR
2	E	43	ARG
2	E	48	ILE
2	E	57	ILE
2	E	59	VAL
2	E	60	PHE
2	E	61	GLU
2	E	62	GLU
2	E	63	THR
2	E	67	ASP
2	E	70	THR

*Continued on next page...*

*Continued from previous page...*

Mol	Chain	Res	Type
2	E	71	THR
2	E	73	VAL
2	E	84	VAL
2	E	91	ARG
2	E	93	PHE
2	E	94	ASN
2	E	98	LYS
2	E	101	ASP
2	E	106	ILE
2	E	112	LEU
2	E	132	GLN
2	E	133	THR
2	E	137	THR
2	E	139	ASP
2	E	142	ASN
2	E	145	VAL
2	E	148	GLN
2	E	149	LYS
2	E	162	GLU
2	E	163	ILE
2	E	176	ASP
2	E	178	SER
2	E	187	PHE
2	E	194	MET
2	E	201	LEU
2	E	220	PHE
2	E	225	ASP
2	E	226	ASP
2	E	231	ARG
2	E	239	LEU
2	E	247	PHE
2	E	260	MET
2	E	264	CYS
2	E	267	LEU
2	E	268	ARG
2	E	284	PRO
2	E	286	TYR
2	E	287	MET
2	E	294	ILE
2	E	297	ARG
2	E	310	GLN
2	E	314	LEU

*Continued on next page...*

*Continued from previous page...*

Mol	Chain	Res	Type
2	E	320	ASP
2	E	324	PRO
2	E	327	ASP
2	E	329	THR
2	E	334	GLU
2	E	337	ILE
2	E	339	LEU
2	E	343	LEU
2	E	355	LEU
2	E	373	GLU
2	E	374	ASP
2	E	408	ASP
2	E	413	GLN
2	E	418	PHE
2	E	421	PHE
2	F	18	LEU
2	F	20	PHE
2	F	27	LEU
2	F	39	THR
2	F	48	ILE
2	F	51	SER
2	F	54	TYR
2	F	62	GLU
2	F	68	LEU
2	F	78	ASP
2	F	84	VAL
2	F	92	ARG
2	F	93	PHE
2	F	129	GLN
2	F	130	PHE
2	F	141	MET
2	F	162	GLU
2	F	174	ARG
2	F	223	LYS
2	F	225	ASP
2	F	228	THR
2	F	230	GLU
2	F	254	LEU
2	F	260	MET
2	F	270	ILE
2	F	275	GLU
2	F	284	PRO

*Continued on next page...*

*Continued from previous page...*

Mol	Chain	Res	Type
2	F	286	TYR
2	F	296	GLU
2	F	309	THR
2	F	313	ILE
2	F	314	LEU
2	F	336	GLN
2	F	337	ILE
2	F	340	SER
2	F	343	LEU
2	F	346	LYS
2	F	354	PRO
2	F	358	LEU
2	F	362	MET
2	F	376	LYS
2	F	380	ASP
2	F	395	LEU
2	F	404	LEU
2	F	405	THR
2	F	412	LEU
2	F	413	GLN
2	F	414	PHE
2	F	418	PHE
2	F	422	PHE
2	F	425	GLN
2	F	431	SER
2	F	444	SER
2	F	450	GLU
3	G	5	SER
3	G	8	ARG
3	G	9	MET
3	G	12	LEU
3	G	17	GLN
3	G	18	LEU
3	G	19	ARG
3	G	22	GLN
3	G	27	LEU
3	G	32	ARG
3	G	39	PHE
3	G	43	VAL
3	G	44	ARG
3	G	50	ARG
3	G	58	LYS

*Continued on next page...*

*Continued from previous page...*

Mol	Chain	Res	Type
3	G	70	PHE
3	G	75	VAL
3	G	81	LEU
3	G	95	ASN
3	G	100	LYS
3	G	108	PHE
3	G	109	PRO
3	G	114	LEU
3	G	115	SER
3	G	119	THR
3	G	145	THR
3	G	155	LYS
3	G	172	ILE
3	G	173	ARG
3	G	176	ILE
3	G	178	PHE
3	G	180	GLN
3	G	185	GLN
3	G	186	ARG
3	G	188	ARG
3	G	193	ARG
3	G	196	ARG
3	G	197	ILE
3	G	207	GLU
4	H	1	MET
4	H	6	ASP
4	H	8	GLU
4	H	27	GLU
4	H	28	GLU
4	H	32	LEU
4	H	36	LEU
4	H	39	ARG
4	H	42	TYR
4	H	51	LEU
4	H	77	LEU
4	H	81	PHE
4	H	85	ASP
4	H	87	GLU
4	H	95	ARG
4	H	96	LYS
4	H	97	THR
1	I	1	MET

*Continued on next page...*

*Continued from previous page...*

Mol	Chain	Res	Type
1	I	3	GLN
1	I	5	VAL
1	I	9	ILE
1	I	20	LEU
1	I	26	ASP
1	I	27	ILE
1	I	41	ARG
1	I	63	PRO
1	I	87	ILE
1	I	95	ARG
1	I	127	ASP
1	I	154	ARG
1	I	181	LEU
1	I	184	TYR
1	I	202	ASN
1	I	205	PHE
1	I	213	ASP
1	I	218	VAL
1	I	220	MET
1	I	230	PHE
1	I	234	LYS
1	I	235	THR
1	I	244	TRP
1	I	258	ARG
1	I	269	PHE
1	I	270	PRO
1	I	273	THR
1	I	284	ARG
1	I	291	THR
1	I	302	SER
1	I	315	ASP
1	I	323	MET
1	I	329	ARG
1	I	332	GLU
1	I	340	ARG
1	I	341	LEU
1	I	344	MET
1	I	348	GLU
1	I	353	TYR
1	I	354	LEU
1	I	358	LEU
1	I	370	THR

*Continued on next page...*

*Continued from previous page...*

Mol	Chain	Res	Type
1	I	379	THR
1	I	385	SER
1	I	394	PRO
1	I	401	ARG
1	I	415	PHE
1	I	424	TRP
1	I	425	ASN
1	I	438	TRP
1	I	441	GLU
1	I	451	ARG
1	I	452	ASP
1	I	454	ILE
1	I	461	GLU
1	I	469	GLN
1	I	471	VAL
1	I	474	ASP
1	I	477	GLN
1	I	488	ARG
1	I	489	ILE
1	I	500	TYR
1	I	536	ILE
1	I	547	ARG
1	I	563	PHE
1	I	574	PHE
1	J	20	LEU
1	J	25	TYR
1	J	32	GLU
1	J	40	ILE
1	J	45	ASP
1	J	52	TYR
1	J	55	THR
1	J	80	LEU
1	J	87	ILE
1	J	92	GLU
1	J	95	ARG
1	J	103	THR
1	J	111	LEU
1	J	129	VAL
1	J	130	ARG
1	J	149	VAL
1	J	150	PRO
1	J	168	VAL

*Continued on next page...*



*Continued from previous page...*

Mol	Chain	Res	Type
1	J	181	LEU
1	J	182	LYS
1	J	184	TYR
1	J	194	PRO
1	J	196	GLN
1	J	202	ASN
1	J	205	PHE
1	J	206	LEU
1	J	207	THR
1	J	212	LEU
1	J	213	ASP
1	J	215	LEU
1	J	216	PHE
1	J	217	PRO
1	J	220	MET
1	J	226	ILE
1	J	234	LYS
1	J	235	THR
1	J	238	GLN
1	J	241	LEU
1	J	244	TRP
1	J	248	ASP
1	J	253	VAL
1	J	257	GLU
1	J	260	ASN
1	J	262	MET
1	J	264	ASP
1	J	266	LEU
1	J	282	MET
1	J	285	THR
1	J	286	VAL
1	J	287	LEU
1	J	291	THR
1	J	299	ARG
1	J	313	PHE
1	J	320	VAL
1	J	332	GLU
1	J	334	LEU
1	J	342	GLU
1	J	358	LEU
1	J	367	LYS
1	J	369	ILE

*Continued on next page...*

*Continued from previous page...*

Mol	Chain	Res	Type
1	J	379	THR
1	J	390	ASP
1	J	392	SER
1	J	393	GLU
1	J	395	VAL
1	J	396	THR
1	J	397	GLN
1	J	399	THR
1	J	401	ARG
1	J	403	VAL
1	J	409	LEU
1	J	419	PHE
1	J	422	ILE
1	J	427	SER
1	J	432	THR
1	J	441	GLU
1	J	442	ASN
1	J	443	VAL
1	J	447	TYR
1	J	458	LEU
1	J	465	GLN
1	J	504	ASP
1	J	507	CYS
1	J	534	VAL
1	J	540	LEU
1	J	545	LEU
1	J	555	SER
1	J	567	MET
1	K	19	MET
1	K	50	GLN
1	K	67	THR
1	K	69	LEU
1	K	84	TYR
1	K	87	ILE
1	K	95	ARG
1	K	100	ILE
1	K	101	TYR
1	K	111	LEU
1	K	112	ASP
1	K	119	TRP
1	K	127	ASP
1	K	129	VAL

*Continued on next page...*

*Continued from previous page...*

Mol	Chain	Res	Type
1	K	154	ARG
1	K	156	ARG
1	K	187	TRP
1	K	198	LYS
1	K	202	ASN
1	K	205	PHE
1	K	212	LEU
1	K	215	LEU
1	K	230	PHE
1	K	232	SER
1	K	234	LYS
1	K	246	ASN
1	K	249	VAL
1	K	261	GLU
1	K	274	ASP
1	K	276	LYS
1	K	290	ASN
1	K	299	ARG
1	K	303	ILE
1	K	315	ASP
1	K	332	GLU
1	K	334	LEU
1	K	335	ARG
1	K	343	GLU
1	K	348	GLU
1	K	379	THR
1	K	381	VAL
1	K	390	ASP
1	K	417	ARG
1	K	419	PHE
1	K	436	ASP
1	K	440	ARG
1	K	441	GLU
1	K	470	LEU
1	K	471	VAL
1	K	481	ARG
1	K	495	LEU
1	K	496	GLN
1	K	535	SER
1	K	536	ILE
1	K	553	TYR
1	K	560	PRO

*Continued on next page...*

*Continued from previous page...*

Mol	Chain	Res	Type
1	K	562	TYR
1	K	563	PHE
1	K	574	PHE
2	L	8	TYR
2	L	11	ILE
2	L	13	TYR
2	L	27	LEU
2	L	32	ILE
2	L	54	TYR
2	L	61	GLU
2	L	81	ARG
2	L	91	ARG
2	L	94	ASN
2	L	101	ASP
2	L	143	THR
2	L	149	LYS
2	L	153	PHE
2	L	166	GLN
2	L	186	PRO
2	L	187	PHE
2	L	196	ILE
2	L	198	GLN
2	L	205	ILE
2	L	219	LEU
2	L	225	ASP
2	L	226	ASP
2	L	233	LEU
2	L	237	MET
2	L	239	LEU
2	L	240	THR
2	L	259	ASP
2	L	260	MET
2	L	284	PRO
2	L	290	ASP
2	L	295	TYR
2	L	297	ARG
2	L	300	VAL
2	L	316	MET
2	L	320	ASP
2	L	323	HIS
2	L	325	ILE
2	L	327	ASP

*Continued on next page...*

*Continued from previous page...*

Mol	Chain	Res	Type
2	L	352	ILE
2	L	358	LEU
2	L	362	MET
2	L	378	VAL
2	L	382	LEU
2	L	394	LYS
2	L	404	LEU
2	L	414	PHE
2	L	425	GLN
2	L	431	SER
2	L	432	ILE
2	L	442	LEU
2	L	445	MET
2	L	447	PRO
2	L	462	TYR
2	M	11	ILE
2	M	18	LEU
2	M	26	ASP
2	M	29	TYR
2	M	32	ILE
2	M	34	ASP
2	M	35	ILE
2	M	39	THR
2	M	43	ARG
2	M	48	ILE
2	M	57	ILE
2	M	61	GLU
2	M	62	GLU
2	M	63	THR
2	M	64	THR
2	M	67	ASP
2	M	71	THR
2	M	73	VAL
2	M	84	VAL
2	M	93	PHE
2	M	94	ASN
2	M	98	LYS
2	M	101	ASP
2	M	106	ILE
2	M	112	LEU
2	M	132	GLN
2	M	133	THR

*Continued on next page...*

*Continued from previous page...*

Mol	Chain	Res	Type
2	M	137	THR
2	M	142	ASN
2	M	145	VAL
2	M	148	GLN
2	M	149	LYS
2	M	162	GLU
2	M	163	ILE
2	M	176	ASP
2	M	178	SER
2	M	187	PHE
2	M	194	MET
2	M	201	LEU
2	M	220	PHE
2	M	225	ASP
2	M	226	ASP
2	M	231	ARG
2	M	239	LEU
2	M	247	PHE
2	M	260	MET
2	M	267	LEU
2	M	268	ARG
2	M	284	PRO
2	M	286	TYR
2	M	287	MET
2	M	293	THR
2	M	294	ILE
2	M	297	ARG
2	M	310	GLN
2	M	314	LEU
2	M	320	ASP
2	M	324	PRO
2	M	327	ASP
2	M	329	THR
2	M	334	GLU
2	M	337	ILE
2	M	339	LEU
2	M	343	LEU
2	M	355	LEU
2	M	373	GLU
2	M	374	ASP
2	M	395	LEU
2	M	408	ASP

*Continued on next page...*

*Continued from previous page...*

Mol	Chain	Res	Type
2	M	413	GLN
2	M	418	PHE
2	M	419	GLU
2	M	421	PHE
2	M	446	LEU
2	N	18	LEU
2	N	20	PHE
2	N	27	LEU
2	N	39	THR
2	N	48	ILE
2	N	51	SER
2	N	54	TYR
2	N	62	GLU
2	N	68	LEU
2	N	78	ASP
2	N	84	VAL
2	N	92	ARG
2	N	93	PHE
2	N	129	GLN
2	N	130	PHE
2	N	141	MET
2	N	162	GLU
2	N	174	ARG
2	N	225	ASP
2	N	228	THR
2	N	230	GLU
2	N	254	LEU
2	N	260	MET
2	N	270	ILE
2	N	275	GLU
2	N	284	PRO
2	N	286	TYR
2	N	296	GLU
2	N	309	THR
2	N	313	ILE
2	N	314	LEU
2	N	336	GLN
2	N	337	ILE
2	N	340	SER
2	N	343	LEU
2	N	346	LYS
2	N	354	PRO

*Continued on next page...*

*Continued from previous page...*

Mol	Chain	Res	Type
2	N	358	LEU
2	N	362	MET
2	N	376	LYS
2	N	380	ASP
2	N	395	LEU
2	N	404	LEU
2	N	405	THR
2	N	407	ASN
2	N	412	LEU
2	N	413	GLN
2	N	414	PHE
2	N	418	PHE
2	N	422	PHE
2	N	425	GLN
2	N	431	SER
2	N	444	SER
2	N	450	GLU
3	O	5	SER
3	O	8	ARG
3	O	9	MET
3	O	12	LEU
3	O	17	GLN
3	O	18	LEU
3	O	19	ARG
3	O	22	GLN
3	O	27	LEU
3	O	39	PHE
3	O	43	VAL
3	O	50	ARG
3	O	58	LYS
3	O	70	PHE
3	O	75	VAL
3	O	81	LEU
3	O	95	ASN
3	O	100	LYS
3	O	102	PRO
3	O	108	PHE
3	O	109	PRO
3	O	114	LEU
3	O	119	THR
3	O	155	LYS
3	O	172	ILE

*Continued on next page...*



*Continued from previous page...*

Mol	Chain	Res	Type
3	O	173	ARG
3	O	176	ILE
3	O	178	PHE
3	O	180	GLN
3	O	185	GLN
3	O	186	ARG
3	O	188	ARG
3	O	193	ARG
3	O	197	ILE
3	O	207	GLU
4	P	1	MET
4	P	3	VAL
4	P	6	ASP
4	P	8	GLU
4	P	27	GLU
4	P	28	GLU
4	P	32	LEU
4	P	36	LEU
4	P	39	ARG
4	P	42	TYR
4	P	51	LEU
4	P	61	ARG
4	P	69	PRO
4	P	77	LEU
4	P	81	PHE
4	P	85	ASP
4	P	87	GLU
4	P	95	ARG
4	P	96	LYS
4	P	97	THR

Some sidechains can be flipped to improve hydrogen bonding and reduce clashes. All (164) such sidechains are listed below:

Mol	Chain	Res	Type
1	A	50	GLN
1	A	88	GLN
1	A	109	HIS
1	A	196	GLN
1	A	202	ASN
1	A	238	GLN
1	A	397	GLN
1	A	477	GLN

*Continued on next page...*

*Continued from previous page...*

Mol	Chain	Res	Type
1	A	496	GLN
1	A	541	GLN
1	A	571	GLN
1	B	50	GLN
1	B	81	ASN
1	B	88	GLN
1	B	196	GLN
1	B	202	ASN
1	B	238	GLN
1	B	239	GLN
1	B	260	ASN
1	B	283	HIS
1	B	290	ASN
1	B	293	ASN
1	B	397	GLN
1	B	418	HIS
1	B	442	ASN
1	B	459	GLN
1	B	477	GLN
1	B	497	GLN
1	C	3	GLN
1	C	185	HIS
1	C	196	GLN
1	C	202	ASN
1	C	246	ASN
1	C	260	ASN
1	C	293	ASN
1	C	316	GLN
1	C	477	GLN
1	C	496	GLN
1	C	541	GLN
2	D	58	GLN
2	D	142	ASN
2	D	148	GLN
2	D	166	GLN
2	D	170	GLN
2	D	198	GLN
2	D	222	ASN
2	D	262	ASN
2	D	323	HIS
2	D	336	GLN
2	D	375	HIS

*Continued on next page...*

*Continued from previous page...*

Mol	Chain	Res	Type
2	D	407	ASN
2	D	437	GLN
2	E	94	ASN
2	E	132	GLN
2	E	142	ASN
2	E	161	ASN
2	E	166	GLN
2	E	170	GLN
2	E	310	GLN
2	E	338	GLN
2	E	363	ASN
2	E	413	GLN
2	E	425	GLN
2	E	427	GLN
2	E	428	GLN
2	F	23	ASN
2	F	46	GLN
2	F	58	GLN
2	F	129	GLN
2	F	166	GLN
2	F	170	GLN
2	F	252	HIS
2	F	310	GLN
2	F	336	GLN
2	F	413	GLN
2	F	425	GLN
2	F	427	GLN
2	F	428	GLN
2	F	429	ASN
3	G	3	GLN
3	G	17	GLN
3	G	22	GLN
3	G	162	ASN
3	G	166	GLN
4	H	30	GLN
1	I	50	GLN
1	I	88	GLN
1	I	109	HIS
1	I	196	GLN
1	I	202	ASN
1	I	238	GLN
1	I	397	GLN

*Continued on next page...*

*Continued from previous page...*

Mol	Chain	Res	Type
1	I	477	GLN
1	I	496	GLN
1	I	541	GLN
1	I	571	GLN
1	J	50	GLN
1	J	81	ASN
1	J	88	GLN
1	J	196	GLN
1	J	202	ASN
1	J	238	GLN
1	J	239	GLN
1	J	260	ASN
1	J	283	HIS
1	J	290	ASN
1	J	418	HIS
1	J	442	ASN
1	J	459	GLN
1	J	477	GLN
1	J	497	GLN
1	J	498	ASN
1	K	3	GLN
1	K	196	GLN
1	K	202	ASN
1	K	246	ASN
1	K	260	ASN
1	K	293	ASN
1	K	316	GLN
1	K	477	GLN
1	K	541	GLN
2	L	58	GLN
2	L	142	ASN
2	L	166	GLN
2	L	170	GLN
2	L	198	GLN
2	L	222	ASN
2	L	323	HIS
2	L	336	GLN
2	L	407	ASN
2	L	437	GLN
2	M	94	ASN
2	M	142	ASN
2	M	161	ASN

*Continued on next page...*

*Continued from previous page...*

Mol	Chain	Res	Type
2	M	166	GLN
2	M	170	GLN
2	M	198	GLN
2	M	310	GLN
2	M	338	GLN
2	M	363	ASN
2	M	413	GLN
2	M	425	GLN
2	M	427	GLN
2	M	428	GLN
2	N	23	ASN
2	N	46	GLN
2	N	58	GLN
2	N	129	GLN
2	N	170	GLN
2	N	252	HIS
2	N	262	ASN
2	N	310	GLN
2	N	336	GLN
2	N	413	GLN
2	N	425	GLN
2	N	427	GLN
2	N	428	GLN
2	N	429	ASN
3	O	3	GLN
3	O	17	GLN
3	O	22	GLN
3	O	162	ASN
3	O	166	GLN
4	P	30	GLN

### 5.3.3 RNA ⓘ

There are no RNA molecules in this entry.

## 5.4 Non-standard residues in protein, DNA, RNA chains ⓘ

There are no non-standard protein/DNA/RNA residues in this entry.

## 5.5 Carbohydrates ⓘ

There are no carbohydrates in this entry.

## 5.6 Ligand geometry ⓘ

4 ligands are modelled in this entry.

In the following table, the Counts columns list the number of bonds (or angles) for which Mogul statistics could be retrieved, the number of bonds (or angles) that are observed in the model and the number of bonds (or angles) that are defined in the chemical component dictionary. The Link column lists molecule types, if any, to which the group is linked. The Z score for a bond length (or angle) is the number of standard deviations the observed value is removed from the expected value. A bond length (or angle) with  $|Z| > 2$  is considered an outlier worth inspection. RMSZ is the root-mean-square of all Z scores of the bond lengths (or angles).

Mol	Type	Chain	Res	Link	Bond lengths			Bond angles		
					Counts	RMSZ	# $ Z  > 2$	Counts	RMSZ	# $ Z  > 2$
5	ADP	A	600	-	22,29,29	1.66	4 (18%)	27,45,45	2.96	6 (22%)
5	ADP	C	600	-	22,29,29	1.70	4 (18%)	27,45,45	2.92	4 (14%)
5	ADP	I	600	-	22,29,29	1.66	5 (22%)	27,45,45	3.04	7 (25%)
5	ADP	K	600	-	22,29,29	1.70	4 (18%)	27,45,45	3.03	5 (18%)

In the following table, the Chirals column lists the number of chiral outliers, the number of chiral centers analysed, the number of these observed in the model and the number defined in the chemical component dictionary. Similar counts are reported in the Torsion and Rings columns. '-' means no outliers of that kind were identified.

Mol	Type	Chain	Res	Link	Chirals	Torsions	Rings
5	ADP	A	600	-	-	0/12/32/32	0/3/3/3
5	ADP	C	600	-	-	0/12/32/32	0/3/3/3
5	ADP	I	600	-	-	0/12/32/32	0/3/3/3
5	ADP	K	600	-	-	0/12/32/32	0/3/3/3

All (17) bond length outliers are listed below:

Mol	Chain	Res	Type	Atoms	Z	Observed(Å)	Ideal(Å)
5	K	600	ADP	C5-C4	-3.06	1.33	1.40
5	C	600	ADP	C5-C4	-2.96	1.33	1.40
5	A	600	ADP	C5-C4	-2.95	1.33	1.40
5	I	600	ADP	C5-C4	-2.57	1.34	1.40
5	I	600	ADP	PB-O2B	-2.02	1.47	1.54
5	K	600	ADP	O4'-C1'	2.44	1.44	1.41

*Continued on next page...*

*Continued from previous page...*

Mol	Chain	Res	Type	Atoms	Z	Observed(Å)	Ideal(Å)
5	I	600	ADP	O4'-C1'	2.49	1.44	1.41
5	C	600	ADP	O4'-C1'	2.58	1.44	1.41
5	A	600	ADP	O4'-C1'	2.58	1.44	1.41
5	A	600	ADP	C2-N1	3.01	1.39	1.33
5	C	600	ADP	C2-N1	3.16	1.39	1.33
5	K	600	ADP	C2-N1	3.26	1.40	1.33
5	I	600	ADP	C2-N1	3.50	1.40	1.33
5	I	600	ADP	C2-N3	4.43	1.40	1.32
5	K	600	ADP	C2-N3	4.65	1.40	1.32
5	A	600	ADP	C2-N3	4.68	1.40	1.32
5	C	600	ADP	C2-N3	4.74	1.40	1.32

All (22) bond angle outliers are listed below:

Mol	Chain	Res	Type	Atoms	Z	Observed(°)	Ideal(°)
5	K	600	ADP	N3-C2-N1	-14.23	118.00	128.89
5	C	600	ADP	N3-C2-N1	-13.79	118.34	128.89
5	I	600	ADP	N3-C2-N1	-13.50	118.55	128.89
5	A	600	ADP	N3-C2-N1	-13.08	118.88	128.89
5	A	600	ADP	C4-C5-N7	-3.79	106.00	109.48
5	I	600	ADP	C4-C5-N7	-3.69	106.09	109.48
5	K	600	ADP	PA-O3A-PB	-3.57	120.71	132.67
5	A	600	ADP	PA-O3A-PB	-3.42	121.19	132.67
5	I	600	ADP	O3'-C3'-C4'	-2.92	102.28	111.05
5	C	600	ADP	C4-C5-N7	-2.75	106.95	109.48
5	A	600	ADP	O3'-C3'-C4'	-2.70	102.97	111.05
5	C	600	ADP	PA-O3A-PB	-2.63	123.86	132.67
5	I	600	ADP	PA-O3A-PB	-2.52	124.22	132.67
5	K	600	ADP	C4-C5-N7	-2.14	107.51	109.48
5	K	600	ADP	O2A-PA-O1A	2.10	123.92	112.53
5	I	600	ADP	O4'-C4'-C5'	2.28	117.47	109.32
5	K	600	ADP	O2B-PB-O1B	2.28	117.92	110.58
5	I	600	ADP	O4'-C1'-N9	2.45	113.22	108.10
5	A	600	ADP	O4'-C4'-C5'	2.50	118.27	109.32
5	A	600	ADP	O2B-PB-O1B	2.58	118.87	110.58
5	I	600	ADP	O2B-PB-O1B	2.61	118.98	110.58
5	C	600	ADP	O2B-PB-O1B	2.62	119.00	110.58

There are no chirality outliers.

There are no torsion outliers.

There are no ring outliers.

4 monomers are involved in 106 short contacts:

Mol	Chain	Res	Type	Clashes	Symm-Clashes
5	A	600	ADP	32	0
5	C	600	ADP	19	0
5	I	600	ADP	32	0
5	K	600	ADP	23	0

## 5.7 Other polymers [i](#)

There are no such residues in this entry.

## 5.8 Polymer linkage issues [i](#)

There are no chain breaks in this entry.



## 6 Fit of model and data

### 6.1 Protein, DNA and RNA chains

In the following table, the column labelled ‘#RSRZ> 2’ contains the number (and percentage) of RSRZ outliers, followed by percent RSRZ outliers for the chain as percentile scores relative to all X-ray entries and entries of similar resolution. The OWAB column contains the minimum, median, 95<sup>th</sup> percentile and maximum values of the occupancy-weighted average B-factor per residue. The column labelled ‘Q< 0.9’ lists the number of (and percentage) of residues with an average occupancy less than 0.9.

Mol	Chain	Analysed	<RSRZ>	#RSRZ>2	OWAB(Å <sup>2</sup> )	Q<0.9
1	A	577/577 (100%)	1.19	138 (23%) <b>1</b> <b>1</b>	115, 374, 620, 740	0
1	B	577/577 (100%)	0.08	49 (8%) <b>13</b> <b>9</b>	83, 244, 430, 549	0
1	C	577/577 (100%)	1.19	143 (24%) <b>1</b> <b>1</b>	108, 349, 549, 646	0
1	I	577/577 (100%)	1.40	153 (26%) <b>1</b> <b>1</b>	116, 375, 619, 740	0
1	J	577/577 (100%)	0.11	47 (8%) <b>15</b> <b>10</b>	77, 243, 428, 549	0
1	K	577/577 (100%)	1.01	110 (19%) <b>2</b> <b>2</b>	110, 349, 549, 646	0
2	D	457/457 (100%)	0.58	68 (14%) <b>3</b> <b>3</b>	96, 320, 526, 650	0
2	E	457/457 (100%)	0.35	56 (12%) <b>5</b> <b>5</b>	110, 287, 495, 630	0
2	F	457/457 (100%)	1.11	100 (21%) <b>1</b> <b>1</b>	140, 348, 547, 662	0
2	L	457/457 (100%)	0.24	44 (9%) <b>10</b> <b>7</b>	97, 320, 525, 649	0
2	M	457/457 (100%)	0.28	43 (9%) <b>11</b> <b>7</b>	112, 286, 495, 630	0
2	N	457/457 (100%)	0.86	93 (20%) <b>1</b> <b>1</b>	141, 348, 548, 662	0
3	G	210/210 (100%)	0.56	26 (12%) <b>5</b> <b>5</b>	114, 342, 586, 705	0
3	O	210/210 (100%)	0.55	31 (14%) <b>3</b> <b>3</b>	114, 340, 586, 705	0
4	H	100/100 (100%)	0.26	12 (12%) <b>6</b> <b>5</b>	48, 337, 574, 695	0
4	P	100/100 (100%)	0.66	23 (23%) <b>1</b> <b>1</b>	50, 336, 575, 695	0
All	All	6824/6824 (100%)	0.70	1136 (16%) <b>2</b> <b>3</b>	48, 324, 549, 740	0

All (1136) RSRZ outliers are listed below:

Mol	Chain	Res	Type	RSRZ
2	N	365	GLY	17.4
1	I	181	LEU	16.8
3	G	5	SER	16.0
1	I	163	ALA	15.2
1	I	103	THR	15.1

*Continued on next page...*

*Continued from previous page...*

Mol	Chain	Res	Type	RSRZ
1	A	106	VAL	15.0
1	C	86	GLY	14.9
2	N	366	VAL	14.6
1	A	171	PRO	14.2
2	F	365	GLY	14.2
2	N	192	ALA	13.9
2	F	279	GLY	13.3
1	I	219	ALA	13.0
1	C	251	VAL	12.9
2	F	188	ALA	12.7
1	A	129	VAL	12.6
2	F	185	GLU	12.5
2	F	366	VAL	12.4
2	N	190	VAL	12.2
1	C	28	CYS	11.8
1	I	146	LYS	11.8
1	K	129	VAL	11.7
3	G	2	SER	11.7
2	F	190	VAL	11.7
2	F	189	VAL	11.6
1	A	181	LEU	11.2
1	C	77	PRO	11.2
1	A	159	GLU	11.0
1	C	117	TRP	10.9
1	A	57	GLY	10.9
4	P	99	GLY	10.4
1	I	77	PRO	10.4
1	K	544	VAL	10.3
1	I	76	GLY	10.3
3	O	2	SER	10.3
2	F	127	PRO	10.0
3	O	5	SER	9.9
1	K	546	GLU	9.9
1	A	153	VAL	9.8
3	G	6	PRO	9.7
3	O	3	GLN	9.7
2	F	192	ALA	9.7
1	I	144	THR	9.6
2	M	365	GLY	9.6
1	A	180	GLU	9.5
1	A	135	LEU	9.4
1	I	155	GLY	9.4

*Continued on next page...*

*Continued from previous page...*

Mol	Chain	Res	Type	RSRZ
2	F	16	GLY	9.4
1	K	173	VAL	9.4
3	G	4	VAL	9.3
1	A	136	GLY	9.3
2	M	366	VAL	9.2
1	K	117	TRP	9.2
1	C	147	ILE	9.2
1	K	548	ILE	9.1
2	F	218	VAL	9.1
1	K	251	VAL	9.0
1	A	146	LYS	8.9
1	K	547	ARG	8.9
1	K	172	VAL	8.9
1	I	287	LEU	8.9
1	C	321	ALA	8.9
1	I	286	VAL	8.8
2	M	361	LEU	8.7
1	I	153	VAL	8.7
1	I	288	ILE	8.7
4	P	98	ILE	8.6
1	I	86	GLY	8.6
3	G	82	GLY	8.5
1	A	47	ALA	8.5
1	I	75	LEU	8.4
1	K	82	GLY	8.3
1	I	285	THR	8.3
1	A	105	GLY	8.2
1	K	286	VAL	8.2
3	O	4	VAL	8.2
1	K	287	LEU	8.2
1	I	173	VAL	8.2
1	I	184	TYR	8.2
1	I	162	PRO	8.1
1	C	287	LEU	8.1
1	I	102	ILE	8.0
1	I	106	VAL	7.9
1	A	103	THR	7.9
1	I	137	THR	7.9
2	L	299	GLY	7.9
1	B	389	GLY	7.9
1	A	123	VAL	7.8
1	C	66	SER	7.8

*Continued on next page...*

*Continued from previous page...*

Mol	Chain	Res	Type	RSRZ
1	A	342	GLU	7.7
1	I	551	ALA	7.7
1	I	548	ILE	7.6
2	D	173	VAL	7.6
2	F	173	VAL	7.6
2	L	35	ILE	7.6
1	I	218	VAL	7.5
1	A	187	TRP	7.5
1	K	155	GLY	7.4
1	C	46	THR	7.4
2	F	63	THR	7.4
2	E	440	TRP	7.4
2	L	127	PRO	7.4
3	G	7	THR	7.4
1	K	478	ASP	7.4
1	I	183	MET	7.4
2	N	156	SER	7.3
1	C	288	ILE	7.3
1	I	222	GLY	7.3
1	C	118	ALA	7.2
1	K	243	LYS	7.2
1	A	170	GLU	7.2
2	F	15	SER	7.1
1	C	181	LEU	7.1
1	C	73	VAL	7.1
2	F	156	SER	7.0
1	J	548	ILE	7.0
1	K	545	LEU	7.0
1	C	78	GLY	7.0
2	N	125	ARG	7.0
1	I	172	VAL	6.9
2	M	129	GLN	6.9
1	A	425	ASN	6.9
1	I	145	HIS	6.9
3	G	3	GLN	6.9
1	K	321	ALA	6.8
1	C	129	VAL	6.8
2	F	275	GLU	6.8
2	F	432	ILE	6.8
3	O	211	GLY	6.7
1	K	78	GLY	6.7
3	O	210	GLY	6.6

*Continued on next page...*

*Continued from previous page...*

Mol	Chain	Res	Type	RSRZ
1	I	264	ASP	6.6
1	C	479	ALA	6.6
1	A	137	THR	6.6
1	A	250	VAL	6.6
2	D	188	ALA	6.6
2	D	66	LEU	6.5
2	D	172	THR	6.5
2	F	19	LEU	6.5
1	K	181	LEU	6.5
1	C	224	ALA	6.5
1	A	151	PRO	6.5
1	I	289	ALA	6.5
1	C	47	ALA	6.5
2	D	35	ILE	6.5
1	I	85	ASP	6.5
1	A	148	LEU	6.5
2	D	33	VAL	6.4
1	K	77	PRO	6.4
1	A	37	GLY	6.4
1	C	119	TRP	6.4
2	N	400	GLY	6.4
1	K	322	LEU	6.4
2	F	219	LEU	6.4
2	N	253	VAL	6.4
2	F	375	HIS	6.4
1	A	145	HIS	6.4
1	A	186	THR	6.4
2	D	27	LEU	6.4
2	N	371	THR	6.3
1	C	286	VAL	6.3
2	L	451	LEU	6.3
2	F	130	PHE	6.3
4	P	97	THR	6.3
2	N	217	SER	6.2
1	A	173	VAL	6.2
2	N	159	PRO	6.1
2	E	449	GLY	6.1
1	K	554	VAL	6.1
2	E	448	GLN	6.1
4	P	100	PHE	6.0
1	I	79	MET	6.0
2	D	21	VAL	6.0

*Continued on next page...*

*Continued from previous page...*

Mol	Chain	Res	Type	RSRZ
1	A	147	ILE	6.0
1	C	79	MET	6.0
1	C	322	LEU	6.0
2	N	79	VAL	6.0
1	K	392	SER	6.0
1	C	173	VAL	6.0
1	A	349	GLY	6.0
2	N	127	PRO	5.9
1	K	323	MET	5.9
2	F	157	GLY	5.9
1	I	139	PRO	5.9
1	B	391	MET	5.9
2	M	443	LEU	5.9
2	E	188	ALA	5.8
1	B	58	LEU	5.8
2	F	310	GLN	5.8
1	C	123	VAL	5.8
1	I	104	ARG	5.8
1	K	324	ALA	5.8
2	E	375	HIS	5.8
1	I	188	PRO	5.8
1	C	544	VAL	5.8
1	C	83	ILE	5.8
1	I	180	GLU	5.8
1	A	134	VAL	5.8
1	C	151	PRO	5.7
1	C	164	GLY	5.7
1	I	574	PHE	5.7
1	A	201	PRO	5.7
1	J	391	MET	5.7
2	M	448	GLN	5.7
2	D	14	ILE	5.7
1	A	42	LEU	5.7
1	C	160	VAL	5.7
3	O	9	MET	5.6
2	E	443	LEU	5.6
2	D	106	ILE	5.6
1	J	574	PHE	5.6
1	C	546	GLU	5.6
3	G	81	LEU	5.6
1	C	175	LEU	5.6
2	N	14	ILE	5.6

*Continued on next page...*

*Continued from previous page...*

Mol	Chain	Res	Type	RSRZ
4	H	5	ALA	5.6
1	A	348	GLU	5.5
2	L	449	GLY	5.5
1	I	164	GLY	5.5
1	I	223	THR	5.5
1	J	516	MET	5.5
1	C	135	LEU	5.5
1	A	392	SER	5.5
2	F	14	ILE	5.5
1	I	494	PHE	5.4
2	N	189	VAL	5.4
1	I	518	MET	5.4
2	N	191	PHE	5.4
1	A	286	VAL	5.4
2	N	129	GLN	5.4
1	A	152	ASP	5.4
1	J	519	ILE	5.4
2	N	118	PRO	5.4
1	J	551	ALA	5.4
1	C	165	GLU	5.3
1	K	249	VAL	5.3
1	B	551	ALA	5.3
1	I	168	VAL	5.3
2	E	255	VAL	5.3
1	A	174	VAL	5.3
1	I	147	ILE	5.3
3	G	9	MET	5.3
1	C	76	GLY	5.2
2	N	119	LEU	5.2
1	K	75	LEU	5.2
1	I	552	ARG	5.2
2	F	376	LYS	5.2
1	K	202	ASN	5.2
1	K	518	MET	5.2
1	C	223	THR	5.2
2	N	84	VAL	5.2
4	H	2	ALA	5.2
1	A	410	ASP	5.2
1	C	22	ALA	5.2
1	K	551	ALA	5.2
2	N	242	ALA	5.2
2	N	123	ALA	5.1

*Continued on next page...*

*Continued from previous page...*

Mol	Chain	Res	Type	RSRZ
1	I	140	GLU	5.1
1	K	161	LYS	5.1
1	I	349	GLY	5.1
1	K	74	GLU	5.1
2	N	244	TYR	5.1
1	C	183	MET	5.1
2	N	80	ALA	5.1
1	K	252	TYR	5.1
2	E	442	LEU	5.1
1	A	73	VAL	5.1
1	I	129	VAL	5.1
1	I	253	VAL	5.1
2	L	140	VAL	5.1
1	B	9	ILE	5.0
1	C	243	LYS	5.0
1	I	134	VAL	5.0
1	C	249	VAL	5.0
1	C	16	ALA	5.0
2	D	319	ASP	5.0
1	I	202	ASN	5.0
1	K	390	ASP	5.0
4	P	47	VAL	5.0
1	J	183	MET	4.9
2	M	130	PHE	4.9
2	N	401	GLU	4.9
1	I	138	VAL	4.9
4	P	73	PRO	4.9
1	I	516	MET	4.9
1	A	16	ALA	4.9
2	N	19	LEU	4.9
1	C	478	ASP	4.9
1	I	392	SER	4.9
1	I	174	VAL	4.9
2	F	28	ALA	4.8
1	A	44	GLY	4.8
2	D	318	ASP	4.8
2	F	255	VAL	4.8
1	A	169	GLU	4.8
2	F	59	VAL	4.8
1	J	518	MET	4.8
2	F	187	PHE	4.8
1	A	20	LEU	4.7

*Continued on next page...*



*Continued from previous page...*

Mol	Chain	Res	Type	RSRZ
1	K	240	SER	4.7
1	A	82	GLY	4.7
1	A	264	ASP	4.7
2	F	241	VAL	4.7
2	N	451	LEU	4.7
1	I	510	LYS	4.7
1	B	217	PRO	4.7
2	F	315	SER	4.7
3	O	106	ALA	4.7
1	J	389	GLY	4.7
2	N	110	LYS	4.6
1	I	136	GLY	4.6
2	M	128	GLU	4.6
1	A	287	LEU	4.6
2	M	279	GLY	4.6
1	K	482	LEU	4.6
2	E	372	ARG	4.6
2	L	173	VAL	4.6
1	C	222	GLY	4.6
1	I	154	ARG	4.6
1	I	73	VAL	4.6
2	N	255	VAL	4.6
1	A	39	ILE	4.6
1	K	297	ALA	4.6
2	F	280	ARG	4.5
2	D	130	PHE	4.5
2	F	373	GLU	4.5
2	F	253	VAL	4.5
1	I	44	GLY	4.5
1	K	80	LEU	4.5
3	G	8	ARG	4.5
1	C	172	VAL	4.5
1	I	110	ALA	4.5
1	A	285	THR	4.5
1	J	390	ASP	4.5
2	D	311	ILE	4.5
1	I	570	ILE	4.5
2	D	255	VAL	4.5
1	I	182	LYS	4.5
2	M	371	THR	4.5
1	I	252	TYR	4.5
1	C	65	VAL	4.4

*Continued on next page...*

*Continued from previous page...*

Mol	Chain	Res	Type	RSRZ
3	G	111	GLY	4.4
4	P	5	ALA	4.4
2	M	359	SER	4.4
1	K	242	ALA	4.4
1	C	87	ILE	4.4
1	A	172	VAL	4.4
2	L	185	GLU	4.4
2	E	192	ALA	4.4
2	D	19	LEU	4.4
1	A	56	SER	4.4
1	J	521	ALA	4.4
2	D	131	ILE	4.4
1	A	19	MET	4.4
2	E	184	GLU	4.4
1	A	372	GLY	4.4
1	A	548	ILE	4.4
1	B	135	LEU	4.4
2	E	183	LYS	4.4
2	F	155	GLY	4.4
1	C	134	VAL	4.3
2	D	281	ARG	4.3
1	A	344	MET	4.3
3	O	207	GLU	4.3
1	I	171	PRO	4.3
2	E	452	LYS	4.3
2	M	119	LEU	4.3
1	B	522	PHE	4.3
2	E	364	ASN	4.3
1	B	390	ASP	4.3
2	N	318	ASP	4.3
1	C	536	ILE	4.3
1	A	346	ALA	4.3
1	C	82	GLY	4.3
2	D	44	GLY	4.3
1	C	75	LEU	4.3
2	E	371	THR	4.3
1	B	494	PHE	4.2
1	I	117	TRP	4.2
2	M	318	ASP	4.2
2	M	440	TRP	4.2
1	A	183	MET	4.2
1	C	349	GLY	4.2

*Continued on next page...*

*Continued from previous page...*

Mol	Chain	Res	Type	RSRZ
1	A	58	LEU	4.2
2	F	281	ARG	4.2
2	N	241	VAL	4.2
1	K	563	PHE	4.2
2	N	121	PRO	4.2
1	J	520	LEU	4.2
1	B	574	PHE	4.2
1	I	365	ALA	4.2
2	D	174	ARG	4.2
2	F	277	ILE	4.1
1	K	549	GLY	4.1
1	C	242	ALA	4.1
1	B	57	GLY	4.1
2	E	130	PHE	4.1
1	C	252	TYR	4.1
2	N	163	ILE	4.1
2	N	375	HIS	4.1
1	K	433	SER	4.1
2	F	154	SER	4.1
3	O	209	GLU	4.1
2	D	254	LEU	4.1
2	D	320	ASP	4.1
2	N	188	ALA	4.1
1	A	335	ARG	4.1
2	F	220	PHE	4.1
1	K	517	LYS	4.1
1	C	125	PRO	4.1
1	J	522	PHE	4.1
2	F	27	LEU	4.1
2	F	174	ARG	4.1
1	A	160	VAL	4.1
2	E	453	ARG	4.1
1	C	9	ILE	4.1
2	F	282	GLY	4.1
1	C	545	LEU	4.1
4	H	3	VAL	4.1
2	N	275	GLU	4.1
1	A	574	PHE	4.0
2	D	256	ILE	4.0
2	D	280	ARG	4.0
1	I	119	TRP	4.0
1	A	343	GLU	4.0

*Continued on next page...*

*Continued from previous page...*

Mol	Chain	Res	Type	RSRZ
2	F	191	PHE	4.0
2	N	155	GLY	4.0
1	A	193	ARG	4.0
2	F	86	LYS	4.0
1	A	426	GLY	4.0
1	C	21	GLY	4.0
2	E	44	GLY	4.0
2	F	299	GLY	4.0
1	C	52	TYR	4.0
1	K	79	MET	4.0
4	H	4	ILE	3.9
1	J	388	GLY	3.9
1	C	145	HIS	3.9
2	L	66	LEU	3.9
2	N	257	LEU	3.9
2	E	414	PHE	3.9
1	I	547	ARG	3.9
4	P	46	ALA	3.9
1	I	159	GLU	3.9
1	I	72	ALA	3.9
1	K	72	ALA	3.9
2	F	436	LEU	3.9
2	M	374	ASP	3.9
1	C	348	GLU	3.9
1	I	201	PRO	3.9
2	F	47	VAL	3.9
1	A	45	ASP	3.9
1	A	144	THR	3.8
1	K	344	MET	3.8
1	C	472	GLY	3.8
1	I	175	LEU	3.8
1	C	143	PHE	3.8
1	J	494	PHE	3.8
2	D	103	LEU	3.8
1	I	161	LYS	3.8
1	B	183	MET	3.8
2	M	363	ASN	3.8
1	I	554	VAL	3.8
1	I	410	ASP	3.8
2	F	319	ASP	3.8
1	C	425	ASN	3.8
1	I	553	TYR	3.8

*Continued on next page...*

*Continued from previous page...*

Mol	Chain	Res	Type	RSRZ
2	N	124	ARG	3.8
4	P	72	LEU	3.8
1	C	344	MET	3.8
2	E	363	ASN	3.8
1	C	574	PHE	3.8
2	D	282	GLY	3.8
1	K	66	SER	3.8
2	N	16	GLY	3.8
2	D	184	GLU	3.8
1	A	390	ASP	3.7
2	N	308	VAL	3.7
1	A	394	PRO	3.7
2	D	341	ARG	3.7
2	M	372	ARG	3.7
2	N	372	ARG	3.7
2	N	279	GLY	3.7
2	N	453	ARG	3.7
1	C	250	VAL	3.7
1	I	158	LYS	3.7
2	L	21	VAL	3.7
1	K	154	ARG	3.7
1	A	80	LEU	3.7
1	A	104	ARG	3.7
1	K	253	VAL	3.7
2	N	258	THR	3.7
2	F	254	LEU	3.7
1	C	30	VAL	3.7
1	I	210	ARG	3.7
2	M	462	TYR	3.7
1	K	397	GLN	3.7
4	H	46	ALA	3.7
1	I	497	GLN	3.6
1	C	159	GLU	3.6
1	K	472	GLY	3.6
1	I	30	VAL	3.6
2	E	318	ASP	3.6
2	E	129	GLN	3.6
1	K	574	PHE	3.6
1	K	526	ALA	3.6
1	A	251	VAL	3.6
2	D	308	VAL	3.6
1	K	562	TYR	3.6

*Continued on next page...*

*Continued from previous page...*

Mol	Chain	Res	Type	RSRZ
2	L	411	TYR	3.6
1	J	552	ARG	3.6
1	C	426	GLY	3.6
1	A	219	ALA	3.6
1	K	239	GLN	3.6
1	I	20	LEU	3.6
1	K	496	GLN	3.6
2	F	278	PRO	3.6
2	M	282	GLY	3.6
1	B	392	SER	3.5
2	D	190	VAL	3.5
1	A	86	GLY	3.5
2	E	28	ALA	3.5
3	O	13	GLN	3.5
1	K	306	GLY	3.5
2	D	25	LYS	3.5
2	F	193	ALA	3.5
2	N	256	ILE	3.5
1	B	181	LEU	3.5
1	J	392	SER	3.5
1	C	2	ILE	3.5
1	I	35	LEU	3.5
2	D	459	ILE	3.5
1	C	186	THR	3.5
1	I	573	ALA	3.5
2	E	21	VAL	3.5
2	N	351	PRO	3.5
1	C	482	LEU	3.5
2	F	221	LEU	3.5
2	D	299	GLY	3.5
2	L	181	GLY	3.5
3	G	97	TRP	3.5
2	M	120	ASN	3.5
2	N	130	PHE	3.5
1	I	425	ASN	3.5
2	F	146	ARG	3.5
4	P	52	LEU	3.5
2	E	282	GLY	3.5
2	N	158	LEU	3.5
4	P	51	LEU	3.5
2	F	374	ASP	3.5
2	M	182	GLU	3.5

*Continued on next page...*

*Continued from previous page...*

Mol	Chain	Res	Type	RSRZ
1	C	392	SER	3.5
1	A	321	ALA	3.4
2	D	322	THR	3.4
2	F	12	THR	3.4
1	J	347	GLU	3.4
1	I	495	LEU	3.4
1	A	22	ALA	3.4
2	D	144	LEU	3.4
1	J	217	PRO	3.4
1	K	122	MET	3.4
1	B	388	GLY	3.4
1	I	169	GLU	3.4
4	H	47	VAL	3.4
2	M	188	ALA	3.4
2	N	175	PRO	3.4
2	N	218	VAL	3.4
2	F	75	LEU	3.4
2	L	414	PHE	3.4
1	B	519	ILE	3.4
2	N	282	GLY	3.4
1	C	542	LEU	3.4
1	K	71	LEU	3.4
1	C	132	GLY	3.4
2	E	319	ASP	3.4
2	F	378	VAL	3.4
1	C	166	TYR	3.4
2	M	411	TYR	3.4
1	A	269	PHE	3.4
1	I	577	LEU	3.4
2	F	256	ILE	3.4
3	G	13	GLN	3.4
2	D	24	ALA	3.3
1	J	482	LEU	3.3
2	F	184	GLU	3.3
1	C	136	GLY	3.3
1	A	21	GLY	3.3
1	C	168	VAL	3.3
1	A	161	LYS	3.3
3	O	46	ALA	3.3
1	I	82	GLY	3.3
1	A	165	GLU	3.3
1	I	128	GLU	3.3

*Continued on next page...*

*Continued from previous page...*

Mol	Chain	Res	Type	RSRZ
1	I	165	GLU	3.3
3	O	47	MET	3.3
1	A	190	ARG	3.3
2	D	279	GLY	3.3
1	C	53	GLU	3.3
2	N	27	LEU	3.3
1	I	135	LEU	3.3
2	D	75	LEU	3.3
2	E	24	ALA	3.3
1	C	35	LEU	3.3
4	P	71	LEU	3.3
1	K	309	ILE	3.3
2	E	189	VAL	3.3
1	J	515	ILE	3.3
1	A	112	ASP	3.2
1	I	346	ALA	3.2
2	M	453	ARG	3.2
3	G	106	ALA	3.2
4	H	92	GLU	3.2
4	P	45	VAL	3.2
1	K	166	TYR	3.2
2	L	144	LEU	3.2
1	I	112	ASP	3.2
1	J	103	THR	3.2
1	K	479	ALA	3.2
1	I	508	SER	3.2
2	F	144	LEU	3.2
1	K	288	ILE	3.2
1	C	289	ALA	3.2
2	D	28	ALA	3.2
2	F	161	ASN	3.2
2	F	66	LEU	3.2
1	A	120	THR	3.2
1	A	158	LYS	3.2
4	P	43	ALA	3.2
1	C	121	PRO	3.2
2	D	451	LEU	3.1
2	F	257	LEU	3.1
2	L	322	THR	3.1
1	K	446	ASP	3.1
1	A	328	SER	3.1
1	I	186	THR	3.1

*Continued on next page...*



*Continued from previous page...*

<b>Mol</b>	<b>Chain</b>	<b>Res</b>	<b>Type</b>	<b>RSRZ</b>
2	E	150	LEU	3.1
4	H	97	THR	3.1
1	C	84	TYR	3.1
1	K	389	GLY	3.1
2	M	449	GLY	3.1
2	F	18	LEU	3.1
2	F	361	LEU	3.1
1	J	407	TRP	3.1
1	J	118	ALA	3.1
2	E	462	TYR	3.1
3	G	116	PRO	3.1
1	I	549	GLY	3.1
2	E	193	ALA	3.1
2	N	432	ILE	3.1
1	K	107	VAL	3.1
3	O	97	TRP	3.1
1	A	265	VAL	3.1
2	M	276	GLU	3.1
1	I	55	THR	3.1
1	I	204	PRO	3.1
2	F	158	LEU	3.1
1	K	425	ASN	3.1
1	A	385	SER	3.0
1	B	554	VAL	3.0
1	K	540	LEU	3.0
2	N	113	PRO	3.0
1	C	398	SER	3.0
1	C	37	GLY	3.0
1	B	407	TRP	3.0
1	B	375	GLU	3.0
2	E	299	GLY	3.0
2	N	319	ASP	3.0
1	C	253	VAL	3.0
2	N	126	LYS	3.0
1	A	168	VAL	3.0
1	I	390	ASP	3.0
3	O	79	ALA	3.0
2	F	371	THR	3.0
1	A	88	GLN	3.0
1	C	570	ILE	3.0
2	E	308	VAL	3.0
2	F	318	ASP	3.0

*Continued on next page...*

*Continued from previous page...*

Mol	Chain	Res	Type	RSRZ
1	I	522	PHE	3.0
2	F	57	ILE	3.0
1	J	544	VAL	3.0
1	I	177	ASP	3.0
2	F	347	GLY	3.0
3	G	113	LEU	3.0
1	A	46	THR	3.0
1	C	36	VAL	3.0
1	C	51	VAL	3.0
2	L	19	LEU	3.0
1	C	391	MET	3.0
3	G	10	ASN	2.9
3	O	115	SER	2.9
3	G	110	ASP	2.9
2	N	140	VAL	2.9
2	L	297	ARG	2.9
4	H	25	SER	2.9
1	K	14	VAL	2.9
1	C	120	THR	2.9
1	B	521	ALA	2.9
1	B	103	THR	2.9
1	B	515	ILE	2.9
1	K	382	GLY	2.9
1	K	398	SER	2.9
1	A	119	TRP	2.9
1	C	548	ILE	2.9
1	I	101	TYR	2.9
2	F	372	ARG	2.9
1	C	27	ILE	2.9
1	K	123	VAL	2.9
1	K	250	VAL	2.9
2	D	448	GLN	2.9
2	D	50	VAL	2.9
3	G	83	VAL	2.9
1	K	426	GLY	2.9
1	K	471	VAL	2.9
1	I	224	ALA	2.9
1	A	312	TYR	2.9
2	F	126	LYS	2.9
1	C	194	PRO	2.9
2	E	463	TYR	2.9
2	N	352	ILE	2.9

*Continued on next page...*

*Continued from previous page...*

Mol	Chain	Res	Type	RSRZ
2	F	243	GLU	2.9
2	D	74	SER	2.9
2	E	66	LEU	2.9
2	E	446	LEU	2.9
1	K	515	ILE	2.9
1	J	152	ASP	2.9
4	P	54	ASP	2.9
2	D	445	MET	2.8
2	F	21	VAL	2.8
2	L	319	ASP	2.8
1	K	570	ILE	2.8
2	L	136	SER	2.8
3	O	14	ARG	2.8
1	B	570	ILE	2.8
2	F	261	THR	2.8
4	H	1	MET	2.8
1	B	106	VAL	2.8
1	I	545	LEU	2.8
2	L	450	GLU	2.8
1	K	522	PHE	2.8
1	B	372	GLY	2.8
1	I	320	VAL	2.8
1	K	412	SER	2.8
1	K	553	TYR	2.8
2	E	190	VAL	2.8
2	L	282	GLY	2.8
1	I	309	ILE	2.8
1	I	342	GLU	2.8
2	D	189	VAL	2.8
1	I	519	ILE	2.8
4	P	17	GLY	2.8
1	C	148	LEU	2.8
3	O	107	THR	2.8
2	L	44	GLY	2.8
1	A	182	LYS	2.8
2	L	11	ILE	2.8
2	L	422	PHE	2.8
1	I	283	HIS	2.8
1	K	160	VAL	2.8
2	D	45	GLY	2.8
2	M	362	MET	2.8
1	I	81	ASN	2.7

*Continued on next page...*

*Continued from previous page...*

Mol	Chain	Res	Type	RSRZ
2	D	312	PRO	2.7
1	C	42	LEU	2.7
1	J	545	LEU	2.7
3	O	103	ARG	2.7
1	B	548	ILE	2.7
2	L	279	GLY	2.7
1	J	526	ALA	2.7
3	O	83	VAL	2.7
2	D	133	THR	2.7
1	A	423	ASN	2.7
3	O	10	ASN	2.7
1	K	84	TYR	2.7
2	N	122	VAL	2.7
2	D	127	PRO	2.7
1	I	132	GLY	2.7
1	J	164	GLY	2.7
1	A	185	HIS	2.7
1	B	104	ARG	2.7
2	D	317	PRO	2.7
1	C	137	THR	2.7
1	I	426	GLY	2.7
2	D	65	GLY	2.7
1	C	146	LYS	2.7
1	C	471	VAL	2.7
1	C	179	THR	2.7
1	A	356	ALA	2.7
1	B	349	GLY	2.7
1	A	252	TYR	2.7
2	M	184	GLU	2.7
3	G	209	GLU	2.7
1	K	571	GLN	2.7
2	E	310	GLN	2.7
1	A	194	PRO	2.7
2	N	247	PHE	2.7
1	A	154	ARG	2.7
1	C	446	ASP	2.7
2	D	307	SER	2.7
1	K	118	ALA	2.7
2	E	191	PHE	2.7
1	B	479	ALA	2.6
1	B	101	TYR	2.6
2	N	443	LEU	2.6

*Continued on next page...*

*Continued from previous page...*

Mol	Chain	Res	Type	RSRZ
1	A	553	TYR	2.6
1	A	83	ILE	2.6
2	F	84	VAL	2.6
1	A	128	GLU	2.6
1	I	382	GLY	2.6
2	N	373	GLU	2.6
3	O	92	GLU	2.6
1	A	469	GLN	2.6
1	C	551	ALA	2.6
1	I	214	VAL	2.6
2	F	238	ALA	2.6
1	C	105	GLY	2.6
1	K	442	ASN	2.6
1	J	523	TYR	2.6
1	I	433	SER	2.6
1	K	349	GLY	2.6
2	M	319	ASP	2.6
4	P	4	ILE	2.6
2	N	310	GLN	2.6
2	D	340	SER	2.6
2	F	283	TYR	2.6
1	A	202	ASN	2.6
1	C	535	SER	2.6
1	J	422	ILE	2.6
3	O	50	ARG	2.6
1	A	350	TYR	2.6
1	I	111	LEU	2.6
1	I	379	THR	2.6
1	I	34	GLY	2.6
2	N	7	GLU	2.6
2	L	114	ILE	2.6
2	E	131	ILE	2.6
2	M	442	LEU	2.6
2	D	119	LEU	2.6
2	L	124	ARG	2.6
1	C	59	LYS	2.6
1	C	433	SER	2.5
1	C	511	LYS	2.5
2	M	187	PHE	2.5
2	N	185	GLU	2.5
1	I	544	VAL	2.5
1	I	550	ARG	2.5

*Continued on next page...*

*Continued from previous page...*

Mol	Chain	Res	Type	RSRZ
2	M	414	PHE	2.5
1	A	149	VAL	2.5
1	I	123	VAL	2.5
1	I	239	GLN	2.5
2	E	366	VAL	2.5
2	N	315	SER	2.5
2	D	55	ALA	2.5
1	C	174	VAL	2.5
1	I	148	LEU	2.5
2	F	244	TYR	2.5
1	A	157	VAL	2.5
1	A	351	PRO	2.5
2	D	323	HIS	2.5
2	F	252	HIS	2.5
1	A	138	VAL	2.5
1	I	249	VAL	2.5
1	J	540	LEU	2.5
1	J	549	GLY	2.5
2	N	57	ILE	2.5
1	A	107	VAL	2.5
2	L	184	GLU	2.5
2	N	385	ALA	2.5
2	L	182	GLU	2.5
1	J	495	LEU	2.5
2	N	239	LEU	2.5
1	A	167	THR	2.5
1	J	477	GLN	2.5
2	D	310	GLN	2.5
2	D	32	ILE	2.5
2	D	182	GLU	2.5
2	N	320	ASP	2.5
1	A	122	MET	2.5
1	C	390	ASP	2.5
1	B	289	ALA	2.5
2	F	439	ALA	2.5
1	B	288	ILE	2.5
1	I	179	THR	2.4
3	G	14	ARG	2.4
1	I	563	PHE	2.4
2	M	156	SER	2.4
1	A	140	GLU	2.4
2	E	185	GLU	2.4

*Continued on next page...*

*Continued from previous page...*

Mol	Chain	Res	Type	RSRZ
1	C	563	PHE	2.4
1	A	36	VAL	2.4
1	K	550	ARG	2.4
1	K	183	MET	2.4
1	A	132	GLY	2.4
3	G	115	SER	2.4
1	A	150	PRO	2.4
1	C	3	GLN	2.4
1	C	104	ARG	2.4
2	M	375	HIS	2.4
1	K	430	LEU	2.4
2	L	443	LEU	2.4
3	G	94	GLU	2.4
2	F	17	PRO	2.4
1	K	536	ILE	2.4
2	N	364	ASN	2.4
1	C	389	GLY	2.4
1	K	348	GLU	2.4
1	A	386	PRO	2.4
1	C	150	PRO	2.4
3	O	54	ASP	2.4
2	N	59	VAL	2.4
1	K	145	HIS	2.4
2	F	145	VAL	2.4
2	L	366	VAL	2.4
1	B	321	ALA	2.4
2	N	193	ALA	2.4
1	A	249	VAL	2.4
1	J	567	MET	2.4
2	N	154	SER	2.4
1	A	125	PRO	2.4
1	A	555	SER	2.4
1	C	404	GLY	2.4
2	L	436	LEU	2.4
2	N	83	GLY	2.4
1	I	152	ASP	2.4
2	M	320	ASP	2.4
1	C	405	ALA	2.4
1	J	119	TRP	2.4
1	K	575	LYS	2.4
1	B	134	VAL	2.4
1	A	175	LEU	2.4

*Continued on next page...*

*Continued from previous page...*

Mol	Chain	Res	Type	RSRZ
1	J	527	GLU	2.3
2	D	183	LYS	2.3
1	C	72	ALA	2.3
1	K	132	GLY	2.3
1	K	289	ALA	2.3
1	C	124	LYS	2.3
2	F	159	PRO	2.3
1	B	422	ILE	2.3
1	C	74	GLU	2.3
1	I	157	VAL	2.3
1	J	525	GLU	2.3
2	M	450	GLU	2.3
1	I	366	GLY	2.3
1	J	349	GLY	2.3
1	K	519	ILE	2.3
2	F	433	GLU	2.3
1	I	323	MET	2.3
2	N	157	GLY	2.3
1	K	135	LEU	2.3
1	C	39	ILE	2.3
1	C	189	VAL	2.3
2	L	315	SER	2.3
1	C	399	THR	2.3
2	E	450	GLU	2.3
1	A	424	TRP	2.3
2	D	321	ARG	2.3
2	F	92	ARG	2.3
2	N	117	LEU	2.3
1	A	78	GLY	2.3
1	B	123	VAL	2.3
1	A	556	GLU	2.3
1	I	569	GLU	2.3
2	L	281	ARG	2.3
1	A	26	ASP	2.3
2	L	318	ASP	2.3
1	B	381	VAL	2.3
2	N	146	ARG	2.3
4	H	52	LEU	2.3
1	I	351	PRO	2.3
2	L	247	PHE	2.3
1	B	147	ILE	2.3
1	I	200	ASP	2.3

*Continued on next page...*



*Continued from previous page...*

Mol	Chain	Res	Type	RSRZ
2	M	181	GLY	2.3
1	A	352	PRO	2.3
2	E	186	PRO	2.3
1	C	380	ILE	2.3
1	K	391	MET	2.3
2	F	367	GLY	2.3
2	N	50	VAL	2.3
2	E	68	LEU	2.3
2	F	320	ASP	2.3
2	L	172	THR	2.3
3	G	96	VAL	2.3
2	N	78	ASP	2.3
1	C	106	VAL	2.3
1	I	198	LYS	2.3
2	E	55	ALA	2.3
3	O	6	PRO	2.3
1	K	248	ASP	2.3
2	D	34	ASP	2.3
1	C	162	PRO	2.2
1	A	338	SER	2.2
1	B	182	LYS	2.2
1	A	554	VAL	2.2
1	C	170	GLU	2.2
2	F	87	GLU	2.2
1	K	296	VAL	2.2
1	A	375	GLU	2.2
2	N	102	GLY	2.2
2	N	219	LEU	2.2
1	I	98	THR	2.2
2	M	39	THR	2.2
1	B	526	ALA	2.2
1	I	375	GLU	2.2
1	C	60	VAL	2.2
1	A	355	ALA	2.2
1	I	555	SER	2.2
1	I	107	VAL	2.2
1	C	410	ASP	2.2
2	N	448	GLN	2.2
2	E	178	SER	2.2
3	G	98	GLY	2.2
2	D	187	PHE	2.2
2	F	247	PHE	2.2

*Continued on next page...*

*Continued from previous page...*

Mol	Chain	Res	Type	RSRZ
1	I	251	VAL	2.2
2	L	382	LEU	2.2
1	A	66	SER	2.2
2	F	45	GLY	2.2
2	F	104	PRO	2.2
4	P	25	SER	2.2
1	C	443	VAL	2.2
1	K	342	GLU	2.2
2	F	128	GLU	2.2
2	F	364	ASN	2.2
3	O	190	ASP	2.2
1	C	347	GLU	2.2
1	I	57	GLY	2.2
1	A	204	PRO	2.2
2	N	145	VAL	2.2
1	C	202	ASN	2.1
1	I	160	VAL	2.1
1	I	87	ILE	2.1
1	C	559	PHE	2.1
1	I	431	PHE	2.1
1	K	521	ALA	2.1
1	K	542	LEU	2.1
2	D	113	PRO	2.1
2	F	342	GLU	2.1
2	M	183	LYS	2.1
1	I	18	GLY	2.1
1	B	346	ALA	2.1
1	B	111	LEU	2.1
2	D	401	GLU	2.1
2	N	66	LEU	2.1
1	I	310	ALA	2.1
1	A	38	GLU	2.1
2	E	219	LEU	2.1
3	O	175	GLN	2.1
1	J	346	ALA	2.1
1	B	482	LEU	2.1
2	E	459	ILE	2.1
2	F	88	MET	2.1
2	N	442	LEU	2.1
2	L	33	VAL	2.1
3	G	84	PRO	2.1
1	A	547	ARG	2.1

*Continued on next page...*

*Continued from previous page...*

Mol	Chain	Res	Type	RSRZ
1	C	382	GLY	2.1
1	A	28	CYS	2.1
2	D	26	ASP	2.1
2	N	98	LYS	2.1
1	C	144	THR	2.1
1	B	383	ALA	2.1
1	C	577	LEU	2.1
2	L	300	VAL	2.1
1	A	84	TYR	2.1
2	M	104	PRO	2.1
1	C	356	ALA	2.1
1	I	22	ALA	2.1
2	N	361	LEU	2.1
1	I	507	CYS	2.1
1	J	517	LYS	2.1
2	F	105	PRO	2.1
4	P	53	PRO	2.1
2	N	313	ILE	2.1
1	K	141	PHE	2.1
3	O	184	GLU	2.1
4	P	84	HIS	2.1
1	C	4	GLY	2.1
1	J	233	GLY	2.1
2	L	157	GLY	2.1
1	C	239	GLN	2.1
4	P	23	ALA	2.1
2	F	346	LYS	2.1
1	B	382	GLY	2.1
1	I	306	GLY	2.1
3	O	199	GLY	2.1
1	C	346	ALA	2.1
2	E	399	ILE	2.1
3	O	8	ARG	2.1
2	E	370	LYS	2.1
4	H	54	ASP	2.1
2	E	151	PRO	2.1
1	K	495	LEU	2.1
1	I	515	ILE	2.1
1	C	161	LYS	2.1
2	F	99	PRO	2.1
2	L	255	VAL	2.1
2	M	174	ARG	2.1

*Continued on next page...*

*Continued from previous page...*

Mol	Chain	Res	Type	RSRZ
4	P	48	ASP	2.1
1	B	102	ILE	2.0
1	I	265	VAL	2.0
1	J	172	VAL	2.0
2	E	278	PRO	2.0
1	A	393	GLU	2.0
1	C	397	GLN	2.0
2	E	182	GLU	2.0
1	B	137	THR	2.0
2	E	279	GLY	2.0
1	A	243	LYS	2.0
2	M	277	ILE	2.0
1	B	518	MET	2.0
1	K	30	VAL	2.0
1	K	427	SER	2.0
1	C	428	TYR	2.0
1	J	486	VAL	2.0
1	A	360	ALA	2.0
2	L	254	LEU	2.0
2	L	301	VAL	2.0
1	K	47	ALA	2.0
1	I	80	LEU	2.0
1	A	155	GLY	2.0
2	D	132	GLN	2.0
2	N	459	ILE	2.0
3	O	208	GLU	2.0
2	D	23	ASN	2.0
2	F	363	ASN	2.0
2	N	402	ASP	2.0
1	J	573	ALA	2.0
1	K	114	GLU	2.0
1	K	320	VAL	2.0
2	N	454	ILE	2.0
4	P	81	PHE	2.0
2	M	310	GLN	2.0
1	C	43	ASP	2.0
1	I	190	ARG	2.0
1	J	135	LEU	2.0
2	E	187	PHE	2.0

## 6.2 Non-standard residues in protein, DNA, RNA chains [i](#)

There are no non-standard protein/DNA/RNA residues in this entry.

## 6.3 Carbohydrates [i](#)

There are no carbohydrates in this entry.

## 6.4 Ligands [i](#)

In the following table, the Atoms column lists the number of modelled atoms in the group and the number defined in the chemical component dictionary. LLDF column lists the quality of electron density of the group with respect to its neighbouring residues in protein, DNA or RNA chains. The B-factors column lists the minimum, median, 95<sup>th</sup> percentile and maximum values of B factors of atoms in the group. The column labelled 'Q< 0.9' lists the number of atoms with occupancy less than 0.9.

Mol	Type	Chain	Res	Atoms	RSCC	RSR	LLDF	B-factors( $\text{\AA}^2$ )	Q<0.9
5	ADP	I	600	27/27	0.95	0.25	-0.32	10,309,489,667	0
5	ADP	A	600	27/27	0.95	0.28	-0.48	10,308,489,668	0
5	ADP	K	600	27/27	0.95	0.25	-0.50	10,225,552,718	0
5	ADP	C	600	27/27	0.96	0.21	-0.53	10,228,551,718	0

## 6.5 Other polymers [i](#)

There are no such residues in this entry.