



Full wwPDB X-ray Structure Validation Report ⓘ

Apr 28, 2016 – 12:36 AM EDT

PDB ID : 4WQU
Title : Crystal structure of the *Thermus thermophilus* 70S ribosome in complex with elongation factor G trapped by the antibiotic dityromycin
Authors : Lin, J.; Gagnon, M.G.; Steitz, T.A.
Deposited on : 2014-10-22
Resolution : 2.80 Å(reported)

This is a Full wwPDB X-ray Structure Validation Report for a publicly released PDB entry.
We welcome your comments at validation@mail.wwpdb.org
A user guide is available at
<http://wwpdb.org/validation/2016/XrayValidationReportHelp>
with specific help available everywhere you see the ⓘ symbol.

The following versions of software and data (see [references ⓘ](#)) were used in the production of this report:

MolProbity : 4.02b-467
Mogul : 1.7.1 (RC1), CSD as537be (2016)
Xtriage (Phenix) : 1.9-1692
EDS : rb-20027457
Percentile statistics : 20151230.v01 (using entries in the PDB archive December 30th 2015)
Refmac : 5.8.0135
CCP4 : 6.5.0
Ideal geometry (proteins) : Engh & Huber (2001)
Ideal geometry (DNA, RNA) : Parkinson et al. (1996)
Validation Pipeline (wwPDB-VP) : rb-20027457

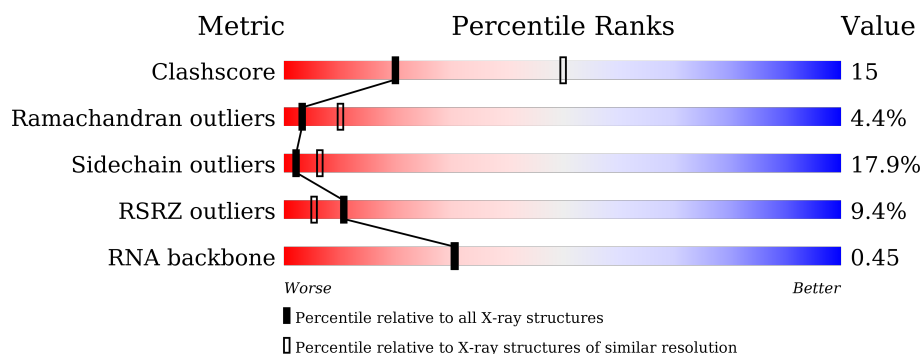
1 Overall quality at a glance

The following experimental techniques were used to determine the structure:

X-RAY DIFFRACTION

The reported resolution of this entry is 2.80 Å.

Percentile scores (ranging between 0-100) for global validation metrics of the entry are shown in the following graphic. The table shows the number of entries on which the scores are based.



Metric	Whole archive (#Entries)	Similar resolution (#Entries, resolution range(Å))
Clashscore	102246	2827 (2.80-2.80)
Ramachandran outliers	100387	2782 (2.80-2.80)
Sidechain outliers	100360	2784 (2.80-2.80)
RSRZ outliers	91569	2404 (2.80-2.80)
RNA backbone	2183	1091 (3.20-2.40)

The table below summarises the geometric issues observed across the polymeric chains and their fit to the electron density. The red, orange, yellow and green segments on the lower bar indicate the fraction of residues that contain outliers for ≥ 3 , 2, 1 and 0 types of geometric quality criteria. A grey segment represents the fraction of residues that are not modelled. The numeric value for each fraction is indicated below the corresponding segment, with a dot representing fractions $\leq 5\%$. The upper red bar (where present) indicates the fraction of residues that have poor fit to the electron density. The numeric value is given above the bar.

Mol	Chain	Length	Quality of chain
1	AA	2915	<div> <div>3%</div> <div>24%</div> <div>47%</div> <div>23%</div> <div>..</div> </div>
1	CA	2915	<div> <div>4%</div> <div>32%</div> <div>44%</div> <div>19%</div> <div>..</div> </div>
2	AB	121	<div> <div>28%</div> <div>55%</div> <div>14%</div> <div>..</div> </div>
2	CB	121	<div> <div>%</div> <div>36%</div> <div>47%</div> <div>17%</div> <div>.</div> </div>
3	AC	228	<div> <div>54%</div> <div>22%</div> <div>28%</div> <div>10%</div> <div>40%</div> </div>
3	CC	228	<div> <div>60%</div> <div>21%</div> <div>29%</div> <div>10%</div> <div>40%</div> </div>

Continued on next page...

Continued from previous page...

Mol	Chain	Length	Quality of chain
4	AD	276	% 60% 30% 8% .
4	CD	276	% 56% 33% 10% .
5	AE	206	59% 32% 8% .
5	CE	206	52% 36% 10% .
6	AF	210	54% 33% 9% .
6	CF	210	46% 43% 8% .
7	AG	182	% 53% 34% 12% ..
7	CG	182	15% 45% 45% 10% .
8	AH	180	% 49% 42% 5% ..
8	CH	180	7% 44% 44% 8% .
9	AK	173	18% 49% 21% 5% 25%
9	CK	173	46% 55% 16% . 25%
10	AL	147	37% 20% 22% . 55%
10	CL	147	39% 20% 18% 7% 55%
11	AN	140	63% 27% 9% .
11	CN	140	2% 51% 36% 14%
12	AO	122	62% 30% 7% .
12	CO	122	64% 31% 5%
13	AP	150	58% 33% 7% ..
13	CP	150	5% 58% 33% 7% ..
14	AQ	141	65% 28% 8%
14	CQ	141	% 53% 37% 9% .
15	AR	118	58% 31% 11%
15	CR	118	58% 31% 9% .
16	AS	112	53% 38% 8% .

Continued on next page...

Continued from previous page...

Mol	Chain	Length	Quality of chain
16	CS	112	
17	AT	146	
17	CT	146	
18	AU	118	
18	CU	118	
19	AV	101	
19	CV	101	
20	AW	113	
20	CW	113	
21	AX	96	
21	CX	96	
22	AY	110	
22	CY	110	
23	AZ	206	
23	CZ	206	
24	A0	85	
24	C0	85	
25	A1	98	
25	C1	98	
26	A2	72	
26	C2	72	
27	A3	60	
27	C3	60	
28	A4	71	
28	C4	71	

Continued on next page...

Continued from previous page...

Mol	Chain	Length	Quality of chain
29	A5	60	
29	C5	60	
30	A6	54	
30	C6	54	
31	A7	49	
31	C7	49	
32	A8	65	
32	C8	65	
33	A9	37	
33	C9	37	
34	BA	1521	
34	DA	1521	
35	BB	256	
35	DB	256	
36	BC	239	
36	DC	239	
37	BD	209	
37	DD	209	
38	BE	162	
38	DE	162	
39	BF	101	
39	DF	101	
40	BG	156	
40	DG	156	
41	BH	138	

Continued on next page...

Continued from previous page...

Mol	Chain	Length	Quality of chain
41	DH	138	
42	BI	128	
42	DI	128	
43	BJ	105	
43	DJ	105	
44	BK	129	
44	DK	129	
45	BL	132	
45	DL	132	
46	BM	126	
46	DM	126	
47	BN	61	
47	DN	61	
48	BO	89	
48	DO	89	
49	BP	88	
49	DP	88	
50	BQ	105	
50	DQ	105	
51	BR	88	
51	DR	88	
52	BS	93	
52	DS	93	
53	BT	106	
53	DT	106	

Continued on next page...

Continued from previous page...

Mol	Chain	Length	Quality of chain
54	BU	27	
54	DU	27	
55	BV	18	
55	DV	18	
56	BW	76	
56	BY	76	
56	DW	76	
56	DY	76	
57	BZ	758	
57	DZ	758	
58	BX	10	
58	DX	10	

The following table lists non-polymeric compounds, carbohydrate monomers and non-standard residues in protein, DNA, RNA chains that are outliers for geometric or electron-density-fit criteria:

Mol	Type	Chain	Res	Chirality	Geometry	Clashes	Electron density
58	2QY	DX	10	-	-	X	-
59	MG	A0	101	-	-	-	X
59	MG	AA	3012	-	-	-	X
59	MG	AA	3018	-	-	-	X
59	MG	AA	3020	-	-	-	X
59	MG	AA	3023	-	-	-	X
59	MG	AA	3033	-	-	-	X
59	MG	AA	3034	-	-	-	X
59	MG	AA	3036	-	-	-	X
59	MG	AA	3038	-	-	-	X
59	MG	AA	3039	-	-	-	X
59	MG	AA	3042	-	-	-	X
59	MG	AA	3043	-	-	-	X
59	MG	AA	3044	-	-	-	X
59	MG	AA	3045	-	-	-	X
59	MG	AA	3047	-	-	-	X
59	MG	AA	3050	-	-	-	X

Continued on next page...

Continued from previous page...

Mol	Type	Chain	Res	Chirality	Geometry	Clashes	Electron density
59	MG	AA	3053	-	-	-	X
59	MG	AA	3060	-	-	-	X
59	MG	AA	3081	-	-	-	X
59	MG	AA	3082	-	-	-	X
59	MG	AA	3101	-	-	-	X
59	MG	AA	3102	-	-	-	X
59	MG	AA	3109	-	-	-	X
59	MG	AA	3110	-	-	-	X
59	MG	AA	3113	-	-	-	X
59	MG	AA	3117	-	-	-	X
59	MG	AA	3120	-	-	-	X
59	MG	AA	3128	-	-	-	X
59	MG	AA	3130	-	-	-	X
59	MG	AA	3131	-	-	-	X
59	MG	AA	3133	-	-	-	X
59	MG	AA	3134	-	-	-	X
59	MG	AA	3136	-	-	-	X
59	MG	AA	3137	-	-	-	X
59	MG	AA	3140	-	-	-	X
59	MG	AA	3144	-	-	-	X
59	MG	AA	3147	-	-	-	X
59	MG	AA	3152	-	-	-	X
59	MG	AA	3158	-	-	-	X
59	MG	AA	3161	-	-	-	X
59	MG	AA	3171	-	-	-	X
59	MG	AA	3172	-	-	-	X
59	MG	AA	3174	-	-	-	X
59	MG	AA	3176	-	-	-	X
59	MG	AA	3177	-	-	-	X
59	MG	AA	3179	-	-	-	X
59	MG	AA	3182	-	-	-	X
59	MG	AA	3184	-	-	-	X
59	MG	AA	3186	-	-	-	X
59	MG	AA	3188	-	-	-	X
59	MG	AA	3193	-	-	-	X
59	MG	AA	3199	-	-	-	X
59	MG	AA	3209	-	-	-	X
59	MG	AA	3213	-	-	-	X
59	MG	AA	3214	-	-	-	X
59	MG	AA	3215	-	-	-	X
59	MG	AA	3216	-	-	-	X
59	MG	AA	3217	-	-	-	X

Continued on next page...

Continued from previous page...

Mol	Type	Chain	Res	Chirality	Geometry	Clashes	Electron density
59	MG	AA	3224	-	-	-	X
59	MG	AA	3226	-	-	-	X
59	MG	AA	3228	-	-	-	X
59	MG	AA	3235	-	-	-	X
59	MG	AA	3241	-	-	-	X
59	MG	AA	3244	-	-	-	X
59	MG	AA	3250	-	-	-	X
59	MG	AA	3253	-	-	-	X
59	MG	AA	3254	-	-	-	X
59	MG	AA	3255	-	-	-	X
59	MG	AA	3257	-	-	-	X
59	MG	AA	3261	-	-	-	X
59	MG	AA	3280	-	-	-	X
59	MG	AA	3286	-	-	-	X
59	MG	AA	3294	-	-	-	X
59	MG	AA	3301	-	-	-	X
59	MG	AA	3307	-	-	-	X
59	MG	AA	3315	-	-	-	X
59	MG	AA	3317	-	-	-	X
59	MG	AA	3328	-	-	-	X
59	MG	AA	3335	-	-	-	X
59	MG	AA	3344	-	-	-	X
59	MG	AA	3360	-	-	-	X
59	MG	AA	3362	-	-	-	X
59	MG	AA	3384	-	-	-	X
59	MG	AA	3391	-	-	-	X
59	MG	AA	3392	-	-	-	X
59	MG	AA	3393	-	-	-	X
59	MG	AA	3398	-	-	-	X
59	MG	AA	3403	-	-	-	X
59	MG	AA	3404	-	-	-	X
59	MG	AA	3413	-	-	-	X
59	MG	AA	3421	-	-	-	X
59	MG	AA	3423	-	-	-	X
59	MG	AA	3429	-	-	-	X
59	MG	AA	3443	-	-	-	X
59	MG	AA	3466	-	-	-	X
59	MG	AA	3509	-	-	-	X
59	MG	AA	3510	-	-	-	X
59	MG	AA	3511	-	-	-	X
59	MG	AA	3515	-	-	-	X
59	MG	AA	3519	-	-	-	X

Continued on next page...

Continued from previous page...

Mol	Type	Chain	Res	Chirality	Geometry	Clashes	Electron density
59	MG	AA	3529	-	-	-	X
59	MG	AA	3532	-	-	-	X
59	MG	AA	3534	-	-	-	X
59	MG	AA	3543	-	-	-	X
59	MG	AA	3547	-	-	-	X
59	MG	AA	3561	-	-	-	X
59	MG	AA	3563	-	-	-	X
59	MG	AA	3565	-	-	-	X
59	MG	AA	3568	-	-	-	X
59	MG	AA	3569	-	-	-	X
59	MG	AA	3576	-	-	-	X
59	MG	AA	3593	-	-	-	X
59	MG	AA	3606	-	-	-	X
59	MG	AA	3608	-	-	-	X
59	MG	AA	3625	-	-	-	X
59	MG	AA	3653	-	-	-	X
59	MG	AA	3659	-	-	-	X
59	MG	AA	3667	-	-	-	X
59	MG	AA	3688	-	-	-	X
59	MG	AA	3690	-	-	-	X
59	MG	AA	3691	-	-	-	X
59	MG	AA	3702	-	-	-	X
59	MG	AA	3706	-	-	-	X
59	MG	AA	3708	-	-	-	X
59	MG	AA	3710	-	-	-	X
59	MG	AA	3712	-	-	-	X
59	MG	AA	3718	-	-	-	X
59	MG	AA	3721	-	-	-	X
59	MG	AA	3730	-	-	-	X
59	MG	AA	3740	-	-	-	X
59	MG	AA	3743	-	-	-	X
59	MG	AA	3766	-	-	-	X
59	MG	AA	3771	-	-	-	X
59	MG	AA	3772	-	-	-	X
59	MG	AA	3775	-	-	-	X
59	MG	AA	3793	-	-	-	X
59	MG	AA	3794	-	-	-	X
59	MG	AA	3795	-	-	-	X
59	MG	AA	3799	-	-	-	X
59	MG	AA	3803	-	-	-	X
59	MG	AA	3806	-	-	-	X
59	MG	AA	3809	-	-	-	X

Continued on next page...

Continued from previous page...

Mol	Type	Chain	Res	Chirality	Geometry	Clashes	Electron density
59	MG	AA	3813	-	-	-	X
59	MG	AA	3814	-	-	-	X
59	MG	AA	3818	-	-	-	X
59	MG	AA	3820	-	-	-	X
59	MG	AA	3822	-	-	-	X
59	MG	AA	3823	-	-	-	X
59	MG	AA	3824	-	-	-	X
59	MG	AA	3825	-	-	-	X
59	MG	AA	3826	-	-	-	X
59	MG	AA	3827	-	-	-	X
59	MG	AA	3828	-	-	-	X
59	MG	AA	3829	-	-	-	X
59	MG	AA	3830	-	-	-	X
59	MG	AA	3832	-	-	-	X
59	MG	AB	3003	-	-	-	X
59	MG	AB	3020	-	-	-	X
59	MG	AD	301	-	-	-	X
59	MG	AD	304	-	-	-	X
59	MG	AD	305	-	-	-	X
59	MG	AD	307	-	-	-	X
59	MG	AD	308	-	-	-	X
59	MG	AD	309	-	-	-	X
59	MG	AD	310	-	-	-	X
59	MG	AE	305	-	-	-	X
59	MG	AF	301	-	-	-	X
59	MG	AF	304	-	-	-	X
59	MG	AH	201	-	-	-	X
59	MG	AP	201	-	-	-	X
59	MG	AQ	202	-	-	-	X
59	MG	AU	202	-	-	-	X
59	MG	AU	203	-	-	-	X
59	MG	AU	204	-	-	-	X
59	MG	AU	205	-	-	-	X
59	MG	AV	201	-	-	-	X
59	MG	AW	3003	-	-	-	X
59	MG	AX	3001	-	-	-	X
59	MG	BA	1607	-	-	-	X
59	MG	BA	1612	-	-	-	X
59	MG	BA	1615	-	-	-	X
59	MG	BA	1616	-	-	-	X
59	MG	BA	1627	-	-	-	X
59	MG	BA	1628	-	-	-	X

Continued on next page...

Continued from previous page...

Mol	Type	Chain	Res	Chirality	Geometry	Clashes	Electron density
59	MG	BA	1630	-	-	-	X
59	MG	BA	1631	-	-	-	X
59	MG	BA	1641	-	-	-	X
59	MG	BA	1656	-	-	-	X
59	MG	BA	1663	-	-	-	X
59	MG	BA	1665	-	-	-	X
59	MG	BA	1672	-	-	-	X
59	MG	BA	1676	-	-	-	X
59	MG	BA	1679	-	-	-	X
59	MG	BA	1684	-	-	-	X
59	MG	BA	1687	-	-	-	X
59	MG	BA	1691	-	-	-	X
59	MG	BA	1714	-	-	-	X
59	MG	BA	1723	-	-	-	X
59	MG	BA	1725	-	-	-	X
59	MG	BA	1735	-	-	-	X
59	MG	BA	1740	-	-	-	X
59	MG	BA	1757	-	-	-	X
59	MG	BA	1758	-	-	-	X
59	MG	BA	1780	-	-	-	X
59	MG	BA	1787	-	-	-	X
59	MG	BA	1788	-	-	-	X
59	MG	C3	3001	-	-	-	X
59	MG	C5	101	-	-	-	X
59	MG	C7	101	-	-	-	X
59	MG	CA	3002	-	-	-	X
59	MG	CA	3010	-	-	-	X
59	MG	CA	3025	-	-	-	X
59	MG	CA	3026	-	-	-	X
59	MG	CA	3028	-	-	-	X
59	MG	CA	3033	-	-	-	X
59	MG	CA	3035	-	-	-	X
59	MG	CA	3036	-	-	-	X
59	MG	CA	3039	-	-	-	X
59	MG	CA	3041	-	-	-	X
59	MG	CA	3045	-	-	-	X
59	MG	CA	3054	-	-	-	X
59	MG	CA	3058	-	-	-	X
59	MG	CA	3068	-	-	-	X
59	MG	CA	3087	-	-	-	X
59	MG	CA	3090	-	-	-	X
59	MG	CA	3100	-	-	-	X

Continued on next page...

Continued from previous page...

Mol	Type	Chain	Res	Chirality	Geometry	Clashes	Electron density
59	MG	CA	3103	-	-	-	X
59	MG	CA	3105	-	-	-	X
59	MG	CA	3108	-	-	-	X
59	MG	CA	3113	-	-	-	X
59	MG	CA	3137	-	-	-	X
59	MG	CA	3140	-	-	-	X
59	MG	CA	3146	-	-	-	X
59	MG	CA	3157	-	-	-	X
59	MG	CA	3159	-	-	-	X
59	MG	CA	3160	-	-	-	X
59	MG	CA	3162	-	-	-	X
59	MG	CA	3163	-	-	-	X
59	MG	CA	3166	-	-	-	X
59	MG	CA	3168	-	-	-	X
59	MG	CA	3169	-	-	-	X
59	MG	CA	3182	-	-	-	X
59	MG	CA	3201	-	-	-	X
59	MG	CA	3207	-	-	-	X
59	MG	CA	3210	-	-	-	X
59	MG	CA	3212	-	-	-	X
59	MG	CA	3213	-	-	-	X
59	MG	CA	3217	-	-	-	X
59	MG	CA	3218	-	-	-	X
59	MG	CA	3221	-	-	-	X
59	MG	CA	3225	-	-	-	X
59	MG	CA	3226	-	-	-	X
59	MG	CA	3227	-	-	-	X
59	MG	CA	3229	-	-	-	X
59	MG	CA	3230	-	-	-	X
59	MG	CA	3243	-	-	-	X
59	MG	CA	3252	-	-	-	X
59	MG	CA	3277	-	-	-	X
59	MG	CA	3285	-	-	-	X
59	MG	CA	3291	-	-	-	X
59	MG	CA	3309	-	-	-	X
59	MG	CA	3314	-	-	-	X
59	MG	CA	3318	-	-	-	X
59	MG	CA	3322	-	-	-	X
59	MG	CA	3326	-	-	-	X
59	MG	CA	3330	-	-	-	X
59	MG	CA	3332	-	-	-	X
59	MG	CA	3333	-	-	-	X

Continued on next page...

Continued from previous page...

Mol	Type	Chain	Res	Chirality	Geometry	Clashes	Electron density
59	MG	CA	3346	-	-	-	X
59	MG	CA	3348	-	-	-	X
59	MG	CA	3353	-	-	-	X
59	MG	CA	3358	-	-	-	X
59	MG	CA	3361	-	-	-	X
59	MG	CA	3372	-	-	-	X
59	MG	CA	3375	-	-	-	X
59	MG	CA	3383	-	-	-	X
59	MG	CA	3409	-	-	-	X
59	MG	CA	3410	-	-	-	X
59	MG	CA	3413	-	-	-	X
59	MG	CA	3415	-	-	-	X
59	MG	CA	3420	-	-	-	X
59	MG	CA	3427	-	-	-	X
59	MG	CA	3428	-	-	-	X
59	MG	CA	3432	-	-	-	X
59	MG	CA	3440	-	-	-	X
59	MG	CA	3441	-	-	-	X
59	MG	CA	3442	-	-	-	X
59	MG	CA	3452	-	-	-	X
59	MG	CA	3455	-	-	-	X
59	MG	CA	3457	-	-	-	X
59	MG	CA	3458	-	-	-	X
59	MG	CA	3463	-	-	-	X
59	MG	CA	3486	-	-	-	X
59	MG	CA	3492	-	-	-	X
59	MG	CA	3499	-	-	-	X
59	MG	CA	3500	-	-	-	X
59	MG	CA	3502	-	-	-	X
59	MG	CA	3503	-	-	-	X
59	MG	CA	3526	-	-	-	X
59	MG	CA	3532	-	-	-	X
59	MG	CA	3544	-	-	-	X
59	MG	CA	3552	-	-	-	X
59	MG	CA	3557	-	-	-	X
59	MG	CA	3569	-	-	-	X
59	MG	CA	3589	-	-	-	X
59	MG	CA	3603	-	-	-	X
59	MG	CA	3618	-	-	-	X
59	MG	CA	3619	-	-	-	X
59	MG	CA	3635	-	-	-	X
59	MG	CA	3636	-	-	-	X

Continued on next page...

Continued from previous page...

Mol	Type	Chain	Res	Chirality	Geometry	Clashes	Electron density
59	MG	CA	3642	-	-	-	X
59	MG	CA	3650	-	-	-	X
59	MG	CA	3653	-	-	-	X
59	MG	CA	3655	-	-	-	X
59	MG	CA	3657	-	-	-	X
59	MG	CA	3658	-	-	-	X
59	MG	CA	3660	-	-	-	X
59	MG	CA	3661	-	-	-	X
59	MG	CB	3007	-	-	-	X
59	MG	CE	301	-	-	-	X
59	MG	CE	303	-	-	-	X
59	MG	CF	301	-	-	-	X
59	MG	CQ	202	-	-	-	X
59	MG	CU	201	-	-	-	X
59	MG	CV	201	-	-	-	X
59	MG	CV	202	-	-	-	X
59	MG	CW	201	-	-	-	X
59	MG	DA	1601	-	-	-	X
59	MG	DA	1609	-	-	-	X
59	MG	DA	1622	-	-	-	X
59	MG	DA	1634	-	-	-	X
59	MG	DA	1640	-	-	-	X
59	MG	DA	1641	-	-	-	X
59	MG	DA	1642	-	-	-	X
59	MG	DA	1650	-	-	-	X
59	MG	DA	1652	-	-	-	X
59	MG	DA	1655	-	-	-	X
59	MG	DA	1665	-	-	-	X
59	MG	DA	1671	-	-	-	X
59	MG	DA	1683	-	-	-	X
59	MG	DA	1745	-	-	-	X
59	MG	DA	1769	-	-	-	X
59	MG	DT	3001	-	-	-	X
61	SF4	DD	501	-	-	X	-

2 Entry composition

There are 63 unique types of molecules in this entry. The entry contains 310038 atoms, of which 0 are hydrogens and 0 are deuteriums.

In the tables below, the ZeroOcc column contains the number of atoms modelled with zero occupancy, the AltConf column contains the number of residues with at least one atom in alternate conformation and the Trace column contains the number of residues modelled with at most 2 atoms.

- Molecule 1 is a RNA chain called 23S Ribosomal RNA.

Mol	Chain	Residues	Atoms					ZeroOcc	AltConf	Trace
1	AA	2872	Total	C	N	O	P	0	0	0
			61861	27532	11574	19884	2871			
1	CA	2868	Total	C	N	O	P	0	0	0
			61771	27492	11554	19858	2867			

- Molecule 2 is a RNA chain called 5S Ribosomal RNA.

Mol	Chain	Residues	Atoms					ZeroOcc	AltConf	Trace
2	AB	120	Total	C	N	O	P	0	0	0
			2573	1146	476	832	119			
2	CB	120	Total	C	N	O	P	0	0	0
			2573	1146	476	832	119			

- Molecule 3 is a protein called 50S ribosomal protein L1.

Mol	Chain	Residues	Atoms					ZeroOcc	AltConf	Trace
3	AC	137	Total	C	N	O	S	0	0	0
			1063	669	201	192	1			
3	CC	137	Total	C	N	O	S	0	0	0
			1063	669	201	192	1			

- Molecule 4 is a protein called 50S ribosomal protein L2.

Mol	Chain	Residues	Atoms					ZeroOcc	AltConf	Trace
4	AD	275	Total	C	N	O	S	0	0	0
			2136	1349	423	361	3			
4	CD	275	Total	C	N	O	S	0	0	0
			2142	1352	426	361	3			

- Molecule 5 is a protein called 50S ribosomal protein L3.

Mol	Chain	Residues	Atoms					ZeroOcc	AltConf	Trace
5	AE	204	Total	C	N	O	S	0	0	0
			1559	985	298	270	6			
5	CE	204	Total	C	N	O	S	0	0	0
			1559	985	298	270	6			

- Molecule 6 is a protein called 50S ribosomal protein L4.

Mol	Chain	Residues	Atoms					ZeroOcc	AltConf	Trace
6	AF	203	Total	C	N	O	S	0	0	1
			1584	1009	298	275	2			
6	CF	203	Total	C	N	O	S	0	0	1
			1580	1007	297	274	2			

- Molecule 7 is a protein called 50S ribosomal protein L5.

Mol	Chain	Residues	Atoms					ZeroOcc	AltConf	Trace
7	AG	181	Total	C	N	O	S	0	0	0
			1425	914	256	251	4			
7	CG	181	Total	C	N	O	S	0	0	0
			1424	911	258	251	4			

- Molecule 8 is a protein called 50S ribosomal protein L6.

Mol	Chain	Residues	Atoms					ZeroOcc	AltConf	Trace
8	AH	174	Total	C	N	O	S	0	0	0
			1330	845	248	236	1			
8	CH	174	Total	C	N	O	S	0	0	0
			1330	845	248	236	1			

- Molecule 9 is a protein called 50S ribosomal protein L10.

Mol	Chain	Residues	Atoms					ZeroOcc	AltConf	Trace
9	AK	130	Total	C	N	O		0	0	0
			641	381	130	130				
9	CK	130	Total	C	N	O		0	0	0
			641	381	130	130				

- Molecule 10 is a protein called 50S ribosomal protein L11.

Mol	Chain	Residues	Atoms					ZeroOcc	AltConf	Trace
10	AL	66	Total	C	N	O	S	0	0	0
			498	310	93	92	3			

Continued on next page...

Continued from previous page...

Mol	Chain	Residues	Atoms					ZeroOcc	AltConf	Trace
10	CL	66	Total	C	N	O	S	0	0	0
			498	310	93	92	3			

- Molecule 11 is a protein called 50S ribosomal protein L13.

Mol	Chain	Residues	Atoms					ZeroOcc	AltConf	Trace
11	AN	140	Total	C	N	O	S	0	0	0
			1117	719	207	187	4			
11	CN	140	Total	C	N	O	S	0	0	0
			1117	719	207	187	4			

- Molecule 12 is a protein called 50S ribosomal protein L14.

Mol	Chain	Residues	Atoms					ZeroOcc	AltConf	Trace
12	AO	122	Total	C	N	O	S	0	0	0
			933	588	171	170	4			
12	CO	122	Total	C	N	O	S	0	0	0
			933	588	171	170	4			

- Molecule 13 is a protein called 50S ribosomal protein L15.

Mol	Chain	Residues	Atoms					ZeroOcc	AltConf	Trace
13	AP	149	Total	C	N	O	S	0	0	0
			1139	709	231	196	3			
13	CP	149	Total	C	N	O	S	0	0	0
			1135	706	230	196	3			

- Molecule 14 is a protein called 50S ribosomal protein L16.

Mol	Chain	Residues	Atoms					ZeroOcc	AltConf	Trace
14	AQ	141	Total	C	N	O	S	0	0	0
			1122	715	212	188	7			
14	CQ	141	Total	C	N	O	S	0	0	0
			1122	715	212	188	7			

- Molecule 15 is a protein called 50S ribosomal protein L17.

Mol	Chain	Residues	Atoms					ZeroOcc	AltConf	Trace
15	AR	118	Total	C	N	O	S	0	0	0
			968	604	203	160	1			
15	CR	118	Total	C	N	O	S	0	0	0
			968	604	203	160	1			

- Molecule 16 is a protein called 50S ribosomal protein L18.

Mol	Chain	Residues	Atoms				ZeroOcc	AltConf	Trace
16	AS	110	Total	C	N	O	0	0	0
			877	553	175	149			
16	CS	110	Total	C	N	O	0	0	0
			870	549	173	148			

- Molecule 17 is a protein called 50S ribosomal protein L19.

Mol	Chain	Residues	Atoms					ZeroOcc	AltConf	Trace
17	AT	131	Total	C	N	O	S	0	0	0
			1091	680	225	185	1			
17	CT	131	Total	C	N	O	S	0	0	0
			1083	675	224	183	1			

- Molecule 18 is a protein called 50S ribosomal protein L20.

Mol	Chain	Residues	Atoms					ZeroOcc	AltConf	Trace
18	AU	116	Total	C	N	O	S	0	0	0
			959	608	201	149	1			
18	CU	116	Total	C	N	O	S	0	0	0
			959	608	201	149	1			

- Molecule 19 is a protein called 50S ribosomal protein L21.

Mol	Chain	Residues	Atoms					ZeroOcc	AltConf	Trace
19	AV	101	Total	C	N	O	S	0	0	0
			771	495	140	135	1			
19	CV	101	Total	C	N	O	S	0	0	0
			771	495	140	135	1			

- Molecule 20 is a protein called 50S ribosomal protein L22.

Mol	Chain	Residues	Atoms					ZeroOcc	AltConf	Trace
20	AW	112	Total	C	N	O	S	0	0	0
			886	557	174	153	2			
20	CW	112	Total	C	N	O	S	0	0	0
			886	557	174	153	2			

- Molecule 21 is a protein called 50S ribosomal protein L23.

Mol	Chain	Residues	Atoms					ZeroOcc	AltConf	Trace
21	AX	95	Total	C	N	O	S	0	0	0
			750	488	135	126	1			
21	CX	95	Total	C	N	O	S	0	0	0
			750	488	135	126	1			

- Molecule 22 is a protein called 50S ribosomal protein L24.

Mol	Chain	Residues	Atoms					ZeroOcc	AltConf	Trace
22	AY	107	Total	C	N	O	S	0	0	0
			806	517	152	131	6			
22	CY	107	Total	C	N	O	S	0	0	0
			806	517	152	131	6			

- Molecule 23 is a protein called 50S ribosomal protein L25.

Mol	Chain	Residues	Atoms					ZeroOcc	AltConf	Trace
23	AZ	185	Total	C	N	O	S	0	0	0
			1451	927	258	264	2			
23	CZ	185	Total	C	N	O	S	0	0	0
			1451	927	258	264	2			

- Molecule 24 is a protein called 50S ribosomal protein L27.

Mol	Chain	Residues	Atoms					ZeroOcc	AltConf	Trace
24	A0	77	Total	C	N	O	S	0	0	0
			608	375	129	103	1			
24	C0	77	Total	C	N	O	S	0	0	0
			608	375	129	103	1			

- Molecule 25 is a protein called 50S ribosomal protein L28.

Mol	Chain	Residues	Atoms					ZeroOcc	AltConf	Trace
25	A1	97	Total	C	N	O	S	0	0	0
			755	475	148	131	1			
25	C1	97	Total	C	N	O	S	0	0	0
			755	475	148	131	1			

- Molecule 26 is a protein called 50S ribosomal protein L29.

Mol	Chain	Residues	Atoms					ZeroOcc	AltConf	Trace
26	A2	70	Total	C	N	O	S	0	0	0
			588	365	118	103	2			

Continued on next page...

Continued from previous page...

Mol	Chain	Residues	Atoms					ZeroOcc	AltConf	Trace
26	C2	70	Total	C	N	O	S	0	0	0
			588	365	118	103	2			

- Molecule 27 is a protein called 50S ribosomal protein L30.

Mol	Chain	Residues	Atoms					ZeroOcc	AltConf	Trace
27	A3	59	Total	C	N	O		0	0	0
			469	298	90	81				
27	C3	59	Total	C	N	O		0	0	0
			464	296	90	78				

- Molecule 28 is a protein called 50S ribosomal protein L31.

Mol	Chain	Residues	Atoms					ZeroOcc	AltConf	Trace
28	A4	69	Total	C	N	O	S	0	0	0
			558	352	102	99	5			
28	C4	69	Total	C	N	O	S	0	0	0
			532	339	97	91	5			

- Molecule 29 is a protein called 50S ribosomal protein L32.

Mol	Chain	Residues	Atoms					ZeroOcc	AltConf	Trace
29	A5	59	Total	C	N	O	S	0	0	0
			455	285	89	76	5			
29	C5	59	Total	C	N	O	S	0	0	0
			455	285	89	76	5			

- Molecule 30 is a protein called 50S ribosomal protein L33.

Mol	Chain	Residues	Atoms					ZeroOcc	AltConf	Trace
30	A6	53	Total	C	N	O	S	0	0	0
			453	281	91	77	4			
30	C6	53	Total	C	N	O	S	0	0	0
			449	279	91	75	4			

- Molecule 31 is a protein called 50S ribosomal protein L34.

Mol	Chain	Residues	Atoms					ZeroOcc	AltConf	Trace
31	A7	48	Total	C	N	O	S	0	0	0
			418	257	104	55	2			
31	C7	48	Total	C	N	O	S	0	0	0
			418	257	104	55	2			

- Molecule 32 is a protein called 50S ribosomal protein L35.

Mol	Chain	Residues	Atoms					ZeroOcc	AltConf	Trace
32	A8	64	Total	C	N	O	S	0	0	0
			517	331	102	82	2			
32	C8	64	Total	C	N	O	S	0	0	0
			517	331	102	82	2			

- Molecule 33 is a protein called 50S ribosomal protein L36.

Mol	Chain	Residues	Atoms					ZeroOcc	AltConf	Trace
33	A9	37	Total	C	N	O	S	0	0	0
			307	188	68	47	4			
33	C9	37	Total	C	N	O	S	0	0	0
			307	188	68	47	4			

- Molecule 34 is a RNA chain called 16S Ribosomal RNA.

Mol	Chain	Residues	Atoms					ZeroOcc	AltConf	Trace
34	BA	1495	Total	C	N	O	P	0	0	0
			32141	14304	5958	10384	1495			
34	DA	1501	Total	C	N	O	P	0	0	0
			32268	14361	5980	10426	1501			

- Molecule 35 is a protein called 30S ribosomal protein S2.

Mol	Chain	Residues	Atoms					ZeroOcc	AltConf	Trace
35	BB	231	Total	C	N	O	S	0	0	0
			1846	1179	331	331	5			
35	DB	231	Total	C	N	O	S	0	0	0
			1825	1167	326	327	5			

- Molecule 36 is a protein called 30S ribosomal protein S3.

Mol	Chain	Residues	Atoms					ZeroOcc	AltConf	Trace
36	BC	206	Total	C	N	O	S	0	0	0
			1552	976	302	273	1			
36	DC	206	Total	C	N	O	S	0	0	0
			1544	970	300	273	1			

- Molecule 37 is a protein called 30S ribosomal protein S4.

Mol	Chain	Residues	Atoms					ZeroOcc	AltConf	Trace
37	BD	208	Total	C	N	O	S	0	0	0
			1659	1040	326	286	7			
37	DD	208	Total	C	N	O	S	0	0	0
			1678	1052	333	286	7			

- Molecule 38 is a protein called 30S ribosomal protein S5.

Mol	Chain	Residues	Atoms					ZeroOcc	AltConf	Trace
38	BE	148	Total	C	N	O	S	0	0	0
			1129	714	213	198	4			
38	DE	148	Total	C	N	O	S	0	0	0
			1133	716	214	199	4			

- Molecule 39 is a protein called 30S ribosomal protein S6.

Mol	Chain	Residues	Atoms					ZeroOcc	AltConf	Trace
39	BF	100	Total	C	N	O	S	0	0	0
			812	514	146	149	3			
39	DF	100	Total	C	N	O	S	0	0	0
			820	518	147	152	3			

- Molecule 40 is a protein called 30S ribosomal protein S7.

Mol	Chain	Residues	Atoms					ZeroOcc	AltConf	Trace
40	BG	155	Total	C	N	O	S	0	0	0
			1231	766	243	216	6			
40	DG	155	Total	C	N	O	S	0	0	0
			1235	769	244	216	6			

- Molecule 41 is a protein called 30S ribosomal protein S8.

Mol	Chain	Residues	Atoms					ZeroOcc	AltConf	Trace
41	BH	137	Total	C	N	O	S	0	0	0
			1088	689	206	191	2			
41	DH	137	Total	C	N	O	S	0	0	0
			1088	689	206	191	2			

- Molecule 42 is a protein called 30S ribosomal protein S9.

Mol	Chain	Residues	Atoms					ZeroOcc	AltConf	Trace
42	BI	127	Total	C	N	O		0	0	0
			986	626	193	167				

Continued on next page...

Continued from previous page...

Mol	Chain	Residues	Atoms				ZeroOcc	AltConf	Trace
42	DI	127	Total	C	N	O	0	0	0
			978	619	190	169			

- Molecule 43 is a protein called 30S ribosomal protein S10.

Mol	Chain	Residues	Atoms				ZeroOcc	AltConf	Trace
43	BJ	97	Total	C	N	O	0	0	0
			709	440	138	131			
43	DJ	96	Total	C	N	O	0	0	0
			714	445	138	131			

- Molecule 44 is a protein called 30S ribosomal protein S11.

Mol	Chain	Residues	Atoms					ZeroOcc	AltConf	Trace
44	BK	114	Total	C	N	O	S	0	0	0
			833	519	156	155	3			
44	DK	114	Total	C	N	O	S	0	0	0
			833	519	156	155	3			

- Molecule 45 is a protein called 30S ribosomal protein S12.

Mol	Chain	Residues	Atoms					ZeroOcc	AltConf	Trace
45	BL	122	Total	C	N	O	S	0	0	0
			930	585	185	159	1			
45	DL	122	Total	C	N	O	S	0	0	0
			930	585	185	159	1			

- Molecule 46 is a protein called 30S ribosomal protein S13.

Mol	Chain	Residues	Atoms					ZeroOcc	AltConf	Trace
46	BM	117	Total	C	N	O	S	0	0	0
			923	570	191	160	2			
46	DM	116	Total	C	N	O	S	0	0	0
			907	558	188	159	2			

- Molecule 47 is a protein called 30S ribosomal protein S14 type Z.

Mol	Chain	Residues	Atoms					ZeroOcc	AltConf	Trace
47	BN	60	Total	C	N	O	S	0	0	0
			492	312	104	72	4			
47	DN	60	Total	C	N	O	S	0	0	0
			492	312	104	72	4			

- Molecule 48 is a protein called 30S ribosomal protein S15.

Mol	Chain	Residues	Atoms					ZeroOcc	AltConf	Trace
48	BO	88	Total	C	N	O	S	0	0	0
			728	456	144	126	2			
48	DO	88	Total	C	N	O	S	0	0	0
			728	456	144	126	2			

- Molecule 49 is a protein called 30S ribosomal protein S16.

Mol	Chain	Residues	Atoms					ZeroOcc	AltConf	Trace
49	BP	82	Total	C	N	O	S	0	0	0
			681	433	134	113	1			
49	DP	82	Total	C	N	O	S	0	0	0
			677	430	133	113	1			

- Molecule 50 is a protein called 30S ribosomal protein S17.

Mol	Chain	Residues	Atoms					ZeroOcc	AltConf	Trace
50	BQ	99	Total	C	N	O	S	0	0	0
			823	528	151	142	2			
50	DQ	99	Total	C	N	O	S	0	0	0
			823	528	151	142	2			

- Molecule 51 is a protein called 30S ribosomal protein S18.

Mol	Chain	Residues	Atoms				ZeroOcc	AltConf	Trace
51	BR	68	Total	C	N	O	0	0	0
			555	355	108	92			
51	DR	68	Total	C	N	O	0	0	0
			555	355	108	92			

- Molecule 52 is a protein called 30S ribosomal protein S19.

Mol	Chain	Residues	Atoms					ZeroOcc	AltConf	Trace
52	BS	84	Total	C	N	O	S	0	0	0
			661	423	122	114	2			
52	DS	83	Total	C	N	O	S	0	0	0
			646	412	119	113	2			

- Molecule 53 is a protein called 30S ribosomal protein S20.

Mol	Chain	Residues	Atoms					ZeroOcc	AltConf	Trace
53	BT	96	Total	C	N	O	S	0	0	0
			728	446	156	124	2			
53	DT	96	Total	C	N	O	S	0	0	0
			731	449	156	124	2			

- Molecule 54 is a protein called 30S ribosomal protein Thx.

Mol	Chain	Residues	Atoms					ZeroOcc	AltConf	Trace
54	BU	23	Total	C	N	O		0	0	0
			199	122	48	29				
54	DU	23	Total	C	N	O		0	0	0
			199	122	48	29				

- Molecule 55 is a RNA chain called mRNA.

Mol	Chain	Residues	Atoms					ZeroOcc	AltConf	Trace
55	BV	7	Total	C	N	O	P	0	0	0
			148	67	27	47	7			
55	DV	6	Total	C	N	O	P	0	0	0
			123	57	22	39	5			

- Molecule 56 is a RNA chain called P-site tRNA.

Mol	Chain	Residues	Atoms					ZeroOcc	AltConf	Trace
56	BW	76	Total	C	N	O	P	S	0	0
			1631	731	290	532	76	2		
56	BY	74	Total	C	N	O	P	S	0	0
			1581	707	285	515	73	1		
56	DW	76	Total	C	N	O	P	S	0	0
			1631	731	290	532	76	2		
56	DY	73	Total	C	N	O	P	S	0	0
			1561	698	283	507	72	1		

- Molecule 57 is a protein called 50S ribosomal protein L9,Elongation factor G.

Mol	Chain	Residues	Atoms					ZeroOcc	AltConf	Trace
57	BZ	728	Total	C	N	O	S	0	0	0
			5663	3599	973	1072	19			
57	DZ	730	Total	C	N	O	S	0	0	0
			5682	3611	978	1074	19			

- Molecule 58 is a protein called Dityromycin.

Mol	Chain	Residues	Atoms				ZeroOcc	AltConf	Trace
58	BX	10	Total	C	N	O	0	0	0
			93	67	10	16			
58	DX	10	Total	C	N	O	0	0	0
			93	67	10	16			

- Molecule 59 is MAGNESIUM ION (three-letter code: MG) (formula: Mg).

Mol	Chain	Residues	Atoms		ZeroOcc	AltConf
59	AP	3	Total	Mg	0	0
			3	3		
59	CR	1	Total	Mg	0	0
			1	1		
59	BA	215	Total	Mg	0	0
			215	215		
59	CA	664	Total	Mg	0	0
			664	664		
59	C5	1	Total	Mg	0	0
			1	1		
59	AB	23	Total	Mg	0	0
			23	23		
59	BL	2	Total	Mg	0	0
			2	2		
59	CV	2	Total	Mg	0	0
			2	2		
59	A6	2	Total	Mg	0	0
			2	2		
59	BE	1	Total	Mg	0	0
			1	1		
59	AW	3	Total	Mg	0	0
			3	3		
59	C1	1	Total	Mg	0	0
			1	1		
59	AN	3	Total	Mg	0	0
			3	3		
59	DZ	2	Total	Mg	0	0
			2	2		
59	AX	1	Total	Mg	0	0
			1	1		
59	CN	1	Total	Mg	0	0
			1	1		
59	A2	1	Total	Mg	0	0
			1	1		
59	C8	1	Total	Mg	0	0
			1	1		

Continued on next page...

Continued from previous page...

Mol	Chain	Residues	Atoms		ZeroOcc	AltConf
59	DD	1	Total 1	Mg 1	0	0
59	BB	1	Total 1	Mg 1	0	0
59	BT	1	Total 1	Mg 1	0	0
59	AE	5	Total 5	Mg 5	0	0
59	BM	1	Total 1	Mg 1	0	0
59	CU	1	Total 1	Mg 1	0	0
59	BF	1	Total 1	Mg 1	0	0
59	AV	2	Total 2	Mg 2	0	0
59	DA	171	Total 171	Mg 171	0	0
59	CB	13	Total 13	Mg 13	0	0
59	C0	1	Total 1	Mg 1	0	0
59	AA	832	Total 832	Mg 832	0	0
59	CQ	4	Total 4	Mg 4	0	0
59	A5	1	Total 1	Mg 1	0	0
59	AR	1	Total 1	Mg 1	0	0
59	CG	1	Total 1	Mg 1	0	0
59	DK	1	Total 1	Mg 1	0	0
59	DF	1	Total 1	Mg 1	0	0
59	AD	10	Total 10	Mg 10	0	0
59	BN	2	Total 2	Mg 2	0	0
59	DJ	1	Total 1	Mg 1	0	0

Continued on next page...

Continued from previous page...

Mol	Chain	Residues	Atoms		ZeroOcc	AltConf
59	C7	1	Total 1	Mg 1	0	0
59	C3	1	Total 1	Mg 1	0	0
59	AZ	1	Total 1	Mg 1	0	0
59	BK	1	Total 1	Mg 1	0	0
59	AU	5	Total 5	Mg 5	0	0
59	DW	3	Total 3	Mg 3	0	0
59	A9	1	Total 1	Mg 1	0	0
59	CF	4	Total 4	Mg 4	0	0
59	CX	1	Total 1	Mg 1	0	0
59	A0	5	Total 5	Mg 5	0	0
59	AG	2	Total 2	Mg 2	0	0
59	DE	2	Total 2	Mg 2	0	0
59	AQ	4	Total 4	Mg 4	0	0
59	CE	5	Total 5	Mg 5	0	0
59	AH	1	Total 1	Mg 1	0	0
59	BZ	1	Total 1	Mg 1	0	0
59	CO	1	Total 1	Mg 1	0	0
59	CP	1	Total 1	Mg 1	0	0
59	BS	1	Total 1	Mg 1	0	0
59	CW	1	Total 1	Mg 1	0	0
59	A7	1	Total 1	Mg 1	0	0

Continued on next page...

Continued from previous page...

Mol	Chain	Residues	Atoms		ZeroOcc	AltConf
59	CD	4	Total 4	Mg 4	0	0
59	BD	1	Total 1	Mg 1	0	0
59	DT	1	Total 1	Mg 1	0	0
59	A8	1	Total 1	Mg 1	0	0
59	AO	1	Total 1	Mg 1	0	0
59	BW	3	Total 3	Mg 3	0	0
59	AY	1	Total 1	Mg 1	0	0
59	AF	6	Total 6	Mg 6	0	0

- Molecule 60 is ZINC ION (three-letter code: ZN) (formula: Zn).

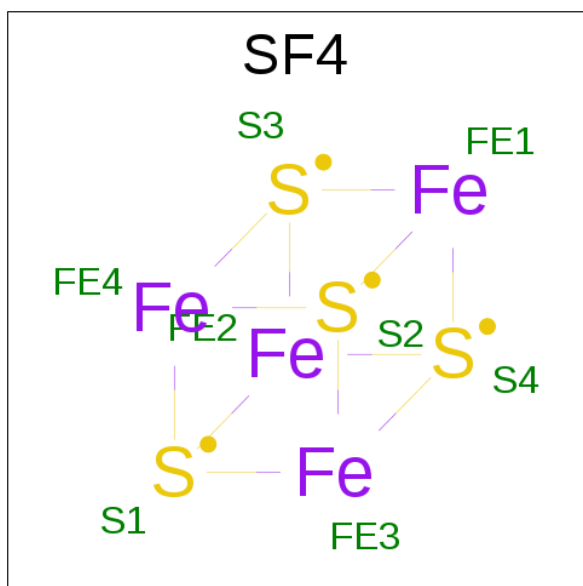
Mol	Chain	Residues	Atoms		ZeroOcc	AltConf
60	AY	1	Total 1	Zn 1	0	0
60	BN	1	Total 1	Zn 1	0	0
60	C4	1	Total 1	Zn 1	0	0
60	C5	1	Total 1	Zn 1	0	0
60	C6	1	Total 1	Zn 1	0	0
60	A6	1	Total 1	Zn 1	0	0
60	C9	1	Total 1	Zn 1	0	0
60	DN	1	Total 1	Zn 1	0	0
60	A4	1	Total 1	Zn 1	0	0
60	A5	1	Total 1	Zn 1	0	0
60	A9	1	Total 1	Zn 1	0	0

Continued on next page...

Continued from previous page...

Mol	Chain	Residues	Atoms		ZeroOcc	AltConf
60	CY	1	Total	Zn	0	0
			1	1		

- Molecule 61 is IRON/SULFUR CLUSTER (three-letter code: SF4) (formula: Fe₄S₄).



Mol	Chain	Residues	Atoms			ZeroOcc	AltConf
61	BD	1	Total	Fe	S	0	0
			8	4	4		
61	DD	1	Total	Fe	S	0	0
			8	4	4		

- Molecule 62 is GUANOSINE-5'-DIPHOSPHATE (three-letter code: GDP) (formula: C₁₀H₁₅N₅O₁₁P₂).

Continued from previous page...

Mol	Chain	Residues	Atoms		ZeroOcc	AltConf
63	AQ	4	Total 4	O 4	0	0
63	AR	2	Total 2	O 2	0	0
63	AS	1	Total 1	O 1	0	0
63	AT	1	Total 1	O 1	0	0
63	AU	4	Total 4	O 4	0	0
63	AV	1	Total 1	O 1	0	0
63	AW	1	Total 1	O 1	0	0
63	AX	3	Total 3	O 3	0	0
63	AZ	1	Total 1	O 1	0	0
63	A0	6	Total 6	O 6	0	0
63	A1	2	Total 2	O 2	0	0
63	A3	2	Total 2	O 2	0	0
63	A5	3	Total 3	O 3	0	0
63	A6	1	Total 1	O 1	0	0
63	A7	2	Total 2	O 2	0	0
63	A8	10	Total 10	O 10	0	0
63	A9	1	Total 1	O 1	0	0
63	BA	213	Total 213	O 213	0	0
63	BD	1	Total 1	O 1	0	0
63	BM	1	Total 1	O 1	0	0
63	BO	1	Total 1	O 1	0	0

Continued on next page...

Continued from previous page...

Mol	Chain	Residues	Atoms		ZeroOcc	AltConf
63	BP	1	Total 1	O 1	0	0
63	BV	1	Total 1	O 1	0	0
63	BW	1	Total 1	O 1	0	0
63	BZ	2	Total 2	O 2	0	0
63	CA	983	Total 983	O 983	0	0
63	CB	9	Total 9	O 9	0	0
63	CD	15	Total 15	O 15	0	0
63	CE	9	Total 9	O 9	0	0
63	CF	6	Total 6	O 6	0	0
63	CN	1	Total 1	O 1	0	0
63	CO	1	Total 1	O 1	0	0
63	CP	11	Total 11	O 11	0	0
63	CQ	2	Total 2	O 2	0	0
63	CT	3	Total 3	O 3	0	0
63	CU	2	Total 2	O 2	0	0
63	CV	1	Total 1	O 1	0	0
63	CW	1	Total 1	O 1	0	0
63	CX	1	Total 1	O 1	0	0
63	CY	2	Total 2	O 2	0	0
63	C0	4	Total 4	O 4	0	0
63	C3	2	Total 2	O 2	0	0

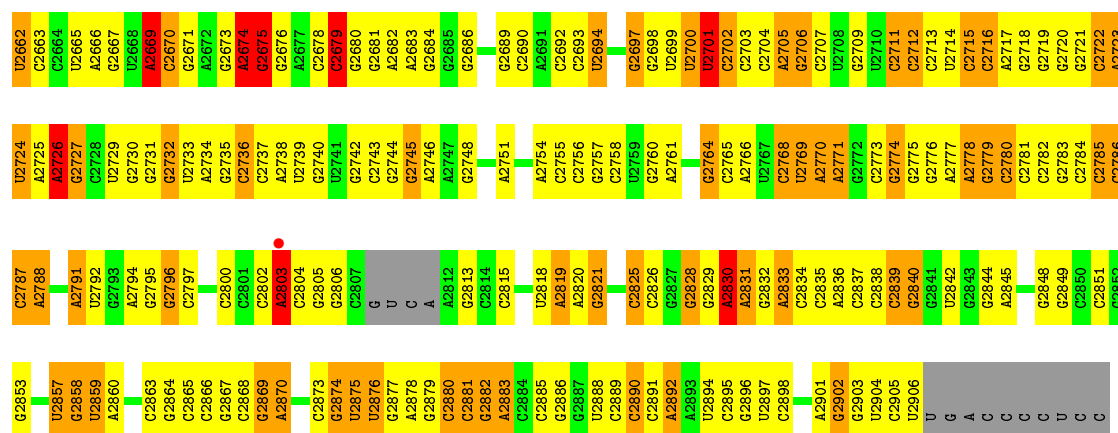
Continued on next page...

Continued from previous page...

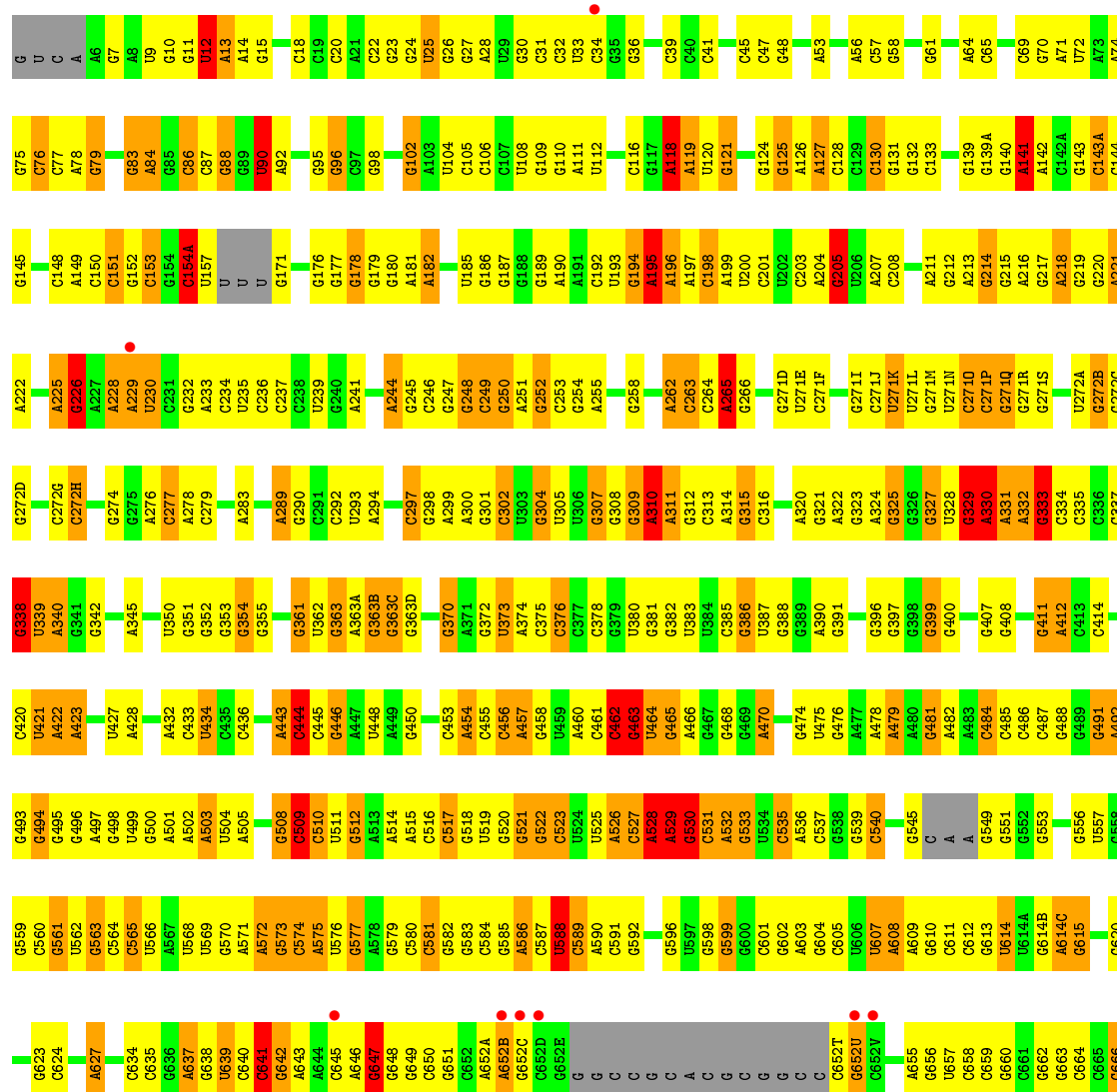
Mol	Chain	Residues	Atoms		ZeroOcc	AltConf
63	C5	1	Total 1	O 1	0	0
63	C7	2	Total 2	O 2	0	0
63	C8	4	Total 4	O 4	0	0
63	DA	157	Total 157	O 157	0	0
63	DD	1	Total 1	O 1	0	0
63	DE	2	Total 2	O 2	0	0
63	DH	1	Total 1	O 1	0	0
63	DJ	1	Total 1	O 1	0	0
63	DK	2	Total 2	O 2	0	0
63	DL	1	Total 1	O 1	0	0
63	DT	1	Total 1	O 1	0	0

U1625	A1557	G1487	G1421	U1359	G1286	A1234	A1174	G1109	G1048	U988	U915	C853	A724
A1626	G1588	G1487	C1422	C1360	C1287	G1235	A1175	C1110	G1049	G989	G916	U854	C725
G1627	C1559	G1490	G1423	C1361	G1236	G1236	U1176	U1111	C1050	A990	A793	G855	G726
A1628	U1560	A1491	A1424	A1299	G1237	G1237	U1177	U1112	C1051	G991	U794	G856	G727
C1629	C1561	G1492	G1425	G1364	A1238	G1238	U1178	G1113	C1052	G992	A798	U857	G728
A1630	G1562	G1426	G1426	U1301	A1239	A1239	U1179	G1114	C1053	G993	A799	U858	G729
C1631	G1563	A1496	A1430	G1302	G1240	G1240	C1180	A1115	C1054	G994	A799	C859	C730
A1632	G1564	G1497	A1431	C1303	C1241	G1241	G1181	A1116	A1055	G995	C800	U860	G731
A1633	G1565	G1498	G1431	A1368	G1242	G1242	G1182	A1117	A1056	G996	C801	A732	G732
C1634	U1566	C1432	U1432	G1305	U1243	U1243	G1183	C1118	G1057	G997	C802	G733	C734
A1635	G1567	G1370	G1306	G1306	U1244	U1244	G1184	A1119	U1098	G998	C803	C734	C734
G1636	U1501	G1435	G1435	C1307	C1245	C1245	U1185	C1185	C1059	G999	U804	U735	U735
U1637	G1502	U1436	U1436	A1308	G1246	G1246	U1186	C1122	U1060	A934	C805	A736	A736
C1638	U1503	U1437	U1437	U1372	C1247	C1247	U1187	A1123	G1061	A866	G806	G737	G737
G1639	A1504	A1438	A1438	C1373	G1248	G1248	U1188	A1123	G1062	A867	G807	C738	C738
A1640	U1505	A1439	A1439	G1374	A1249	A1249	A1189	U1124	U1063	U869	U809	U741	U741
A1643	G1506	U1440	U1440	C1376	U1250	U1250	C1125	U1124	G1068	A871	G810	G742	G742
C1644	A1507	U1441	U1441	G1377	G1251	G1251	G1191	U1127	U1069	A872	A811	G743	G743
C1645	G1508	U1442	U1442	G1378	C1252	C1252	C1192	U1128	G1071	U874	C812	C744	C744
C1646	G1513	C1444	C1444	A1345	G1253	G1253	C1193	G1135	A1073	U875	C813	C745	C745
A1650	C1514	C1445	C1445	G1346	G1254	G1254	A1194	U1129	A1074	U880	U820	A752	A752
C1650	G1515	C1446	C1446	A1347	A1255	A1255	C1195	A1130	G1075	C881	A821	A753	A753
G1651	U1516	C1449	C1449	G1382	G1256	G1256	G1196	A1131	G1076	C882	A822	G760	G760
C1652	G1517	C1450	C1450	G1383	G1257	G1257	G1197	A1132	G1077	C883	A823	U763	U763
C1653	A1518	U1451	U1451	U1384	A1258	A1258	G1198	G1134	U1078	C884	A824	U763	U763
A1654	U1519	A1321	A1321	A1386	G1259	G1259	C1199	G1135	U1079	C885	A825	U762	U762
C1655	G1520	G1322	G1322	G1387	G1260	G1260	G1200	C1138	U1080	U886	U826	A763	A763
A1656	C1521	G1323	G1323	A1388	G1261	G1261	A1201	U1141	G1083	C891	A828	A765	A765
C1657	U1522	G1324	G1324	G1389	G1262	G1262	A1202	U1142	G1084	C892	A830	C766	C766
C1658	G1523	G1325	G1325	G1390	C1263	C1263	G1203	U1143	G1085	C893	A831	A769	A769
G1659	U1524	C1456	C1456	C1327	G1264	G1264	G1204	U1144	G1086	U894	G832	U771	U771
C1660	C1525	C1457	C1457	G1328	A1265	A1265	U1205	U1145	G1087	U895	U834	G772	G772
A1661	G1526	C1458	C1458	G1329	G1266	G1266	G1206	A1144	U1088	C896	A835	G773	G773
C1662	U1527	G1459	G1459	A1330	C1267	C1267	G1207	G1145	U1089	C897	A836	A774	A774
C1663	G1528	C1460	C1460	G1331	G1268	G1268	G1208	A1149	G1090	U898	A837	G775	G775
A1664	U1530	U1461	U1461	A1396	G1269	G1269	G1209	C1150	G1091	C899	A838	G776	G776
G1665	G1531	G1462	G1462	C1397	G1270	G1270	G1210	C1151	G1092	C900	G839	C777	C777
C1666	A1532	C1463	C1463	U1398	G1271	G1271	U1211	U1151	G1093	G901	G840	C778	C778
U1667	G1533	G1464	G1464	A1399	A1272	A1272	G1212	G1152	G1094	U902	U841	G779	G779
G1668	C1534	C1465	C1465	A1400	G1273	G1273	U1213	U1153	C1095	G903	C842	G780	G780
C1669	G1604	G1466	G1466	G1401	G1274	G1274	G1214	U1154	A1096	C904	C843	A781	A781
G1670	U1605	G1467	G1467	G1402	G1275	G1275	G1215	C1155	G1097	U905	C844	A782	A782
C1671	C1539	C1341	C1341	U1403	G1276	G1276	G1216	G1156	A1098	G906	G845	C783	C783
G1672	A1540	G1342	G1342	G1404	G1278	G1278	G1217	A1157	C1099	U907	G846	C784	C784
G1673	U1541	C1343	C1343	A1405	C1279	C1279	G1218	G1158	G1100	G908	A847	G785	G785
C1674	A1542	G1344	G1344	A1406	G1280	G1280	A1219	U1159	A1094	C912	A848	U787	U787
U1675	U1543	G1345	G1345	G1407	G1281	G1281	U1220	G1160	C1095	U910	U850	G788	G788
G1676	C1544	C1346	C1346	C1408	A1282	A1282	U1221	G1161	G1096	G912	A851	G789	G789
C1677	G1545	G1347	G1347	G1409	G1283	G1283	G1221	G1162	A1097	C914	G852	G790	G790
A1678	U1546	A1348	A1348	G1410	G1284	G1284	A1222	G1163	C1098	C904	C857	G791	G791
C1679	G1547	G1349	G1349	A1411	G1285	G1285	C1223	G1164	C1099	U905	C858	A774	A774
G1680	C1548	C1350	C1350	A1412	U1286	U1286	C1224	C1164	C1099	U906	C859	G775	G775
G1681	U1549	A1351	A1351	A1413	A1287	A1287	C1225	G1165	G1101	G906	C860	G776	G776
C1682	A1617	C1352	C1352	G1414	G1288	G1288	U1226	G1166	A1100	U907	G861	C777	C777
A1683	G1618	G1353	G1353	G1415	G1289	G1289	A1227	C1167	G1101	G908	G862	C778	C778
G1684	C1551	C1354	C1354	G1416	G1290	G1290	U1228	G1168	A1042	U909	A863	G779	G779
C1685	U1552	A1355	A1355	G1417	G1291	G1291	G1229	C1169	G1102	G910	C864	G780	G780
U1686	C1483	G1417	G1417	G1418	A1292	A1292	C1230	G1170	G1103	G911	A865	A781	A781
C1687	U1484	G1418	G1418	A1419	G1293	G1293	G1231	U1171	U1064	C912	A866	A782	A782
A1688	C1555	G1357	G1357	G1420	A1294	A1294	G1232	A1172	A1045	U912	A867	A783	A783
G1689	A1556	U1358	U1358	U1358	U1295	U1295	U1233	A1173	G1108	C914	G868	A784	A784

A2599	G1690	U1753	C1824	U1895	G1967	U2033	U2096	C2159	U2219	A2281	A2347	G2411	C2475	C2539	A2599
G2600	C1691	G1754	U1825	G1896	G1971	G2034	U2097	C2160	A2220	G2282	A2348	G2415	C2476	G2540	G2601
A2601	G1692	C1755	C1826	G1900	G1972	A2035	U2098	C2161	A2221	G2283	G2349	G2416	C2477	G2541	A2602
G2602	C1693	U1827	U1827	G1900	G1973	A2036	A2099	C2162	C2222	U2284	G2350	G2417	C2478	A2542	G2603
C2603	G1694	U1764	C1828	U1765	A1974	A2037	C2100	C2163	C2223	A2285	G2351	G2418	C2479	A2543	G2604
G2604	C1695	U1765	U1829	U1766	A1975	U2038	U2101	C2164	C2224	A2286	C2352	U2419	C2480	G2544	U2605
U2605	G1696	U1766	C1830	U1767	U1977	U2039	U2102	C2165	U2225	C2287	C2353	G2419	C2481	A2545	U2606
C2606	U1768	U1768	C1831	U1768	U1978	G2040	C2103	U2166	C2226	G2288	C2354	U2420	C2482	A2546	U2607
U2608	G1699	G1769	C1832	U1769	U1979	A2041	A2104	C2167	C2227	G2289	U2356	G2421	C2483	G2547	U2609
G2609	A1701	U1770	A1833	A1911	C1980	A2042	G2105	C2168	C2228	A2290	C2357	A2422	U2608	G2548	G2610
A2610	A1702	U1771	A1834	A1912	C1981	C2043	C2106	C2169	C2229	G2291	A2358	A2423	U2611	C2550	U2612
U2611	C1703	U1772	C1835	G1913	G1982	U2044	C2107	C2170	U2230	G2292	C2359	A2424	U2613	C2551	G2613
A2612	C1704	U1773	U1836	U1913	G1983	G2045	U2108	C2171	G2231	C2293	U2360	G2425	U2614	C2552	U2615
G2613	C1705	U1774	C1837	U1917	U1984	G2046	G2112	U2172	G2234	G2294	G2361	G2426	U2616	C2553	G2616
C2614	C1706	U1775	G1838	G1918	U1985	C2047	G2113	G2173	G2235	G2295	C2362	G2427	U2617	A2554	G2617
U2615	C1707	U1776	A1841	G1919	U1986	C2048	U2114	C2174	G2236	C2296	G2363	C2428	U2618	G2555	U2618
G2616	G1708	A1780	C1842	U1920	C1987	G2049	U2115	G2175	A2237	C2297	G2364	A2430	U2619	G2556	U2619
U2617	C1709	C1781	A1843	G1921	U1988	U2050	G2116	C2176	A2238	A2298	G2365	U2431	U2620	G2557	U2620
G2618	C1710	C1782	A1844	A1922	C1989	A2051	G2117	C2177	C2239	A2300	C2366	C2432	U2621	C2558	U2621
U2619	A1711	C1783	A1845	A1923	U1990	C2052	C2119	G2178	A2301	A2300	U2367	G2433	U2622	G2559	U2622
G2620	G1712	C1784	G1846	A1924	U1991	A2053	C2120	C2185	G2240	G2301	G2368	A2434	U2623	G2560	U2623
C2621	G1713	C1785	A1847	G1925	U1992	G2054	U2120	A2180	C2241	G2302	G2370	U2435	U2624	G2561	U2624
U2622	G1714	C1786	C1848	G1926	A1993	A2055	U2121	C2181	C2242	U2303	C2371	C2436	U2625	G2562	U2625
G2623	A1715	A1786	U1849	C1927	A1994	U2056	G2122	C2182	C2243	G2304	A2372	C2437	U2626	G2563	U2626
C2624	C1716	C1787	U1850	G1928	G1995	G2057	G2123	C2183	C2244	C2305	C2373	C2438	U2627	G2564	U2627
U2625	U1717	U1788	A1850	G1929	C1996	C2058	U2124	G2184	U2245	C2306	G2374	C2439	U2628	G2565	U2628
A2626	C1718	U1789	U1851	C1930	U1999	G2059	G2125	C2185	G2246	C2307	C2375	G2440	U2629	G2566	U2629
G2627	U1719	A1791	A1852	U1934	A2000	C2062	G2126	C2186	C2247	U2308	C2376	G2441	U2630	G2567	U2630
C2628	C1720	C1792	A1853	A1935	C2001	U2063	U2127	C2187	C2248	G2309	C2377	U2442	U2631	G2568	U2631
U2629	G1721	A1793	C1855	A1936	G2002	A2064	C2128	C2188	C2249	A2310	A2378	U2443	U2632	G2569	U2632
G2630	C1722	C1794	A1856	U1937	A2003	C2065	C2129	C2189	C2250	G2311	C2379	A2444	U2633	G2570	U2633
C2631	A1723	G1795	G1857	U1937	C2004	C2066	C2130	C2190	G2251	G2312	C2380	U2445	U2634	C2571	U2634
U2632	G1724	C1796	A1858	A1940	C2005	G2067	U2131	C2191	A2253	G2313	G2383	A2446	U2635	C2572	U2635
G2633	C1725	U1797	A1859	A1941	G2006	C2068	C2132	A2192	C2254	A2317	C2384	G2447	U2636	C2573	U2636
C2634	U1726	C1798	A1860	A1942	G2007	U2076	C2133	A2193	U2255	G2318	G2385	U2448	U2637	A2574	U2637
U2635	U1727	U1727	C1861	G1943	A2008	C2072	U2135	A2194	U2256	G2319	C2386	U2449	U2638	U2575	U2638
G2636	G1728	G1801	G1862	G1944	G2009	A2073	A2136	C2196	U2257	G2320	G2387	A2451	U2639	U2576	U2639
C2637	G1729	C1802	U1863	G1945	C2010	G2074	G2137	C2197	G2258	A2321	A2388	C2452	U2640	G2577	U2640
U2638	C1730	A1804	U1864	C1946	U2013	A2075	G2138	C2198	A2259	A2322	C2389	C2453	U2641	U2578	U2641
G2639	C1731	C1805	U1870	C1947	G2014	C2076	A2139	C2199	C2260	A2323	A2390	C2454	U2642	C2579	U2642
A2640	U1732	U1732	U1806	U1948	G2015	C2077	U2140	C2200	U2261	G2324	G2391	C2455	U2643	C2580	U2643
C2641	C1733	U1733	U1807	A1950	C2016	G2078	A2141	C2201	C2262	G2325	C2392	C2456	U2644	C2581	U2644
U2642	G1734	U1808	G1873	A1951	C2017	A2079	G2142	U2202	G2263	G2331	G2393	G2457	U2645	C2582	U2645
G2643	G1743	U1809	U1878	G1952	U2018	A2080	G2143	C2203	G2264	A2332	C2394	G2458	U2646	C2583	U2646
C2644	A1744	U1810	A1879	U1953	C2019	A2081	U2144	C2204	G2265	G2333	C2395	G2459	U2647	A2584	U2647
U2645	G1745	U1811	G1880	U1954	G2020	A2082	G2145	C2205	C2266	G2334	G2396	A2460	U2648	C2585	U2648
G2646	C1746	U1812	C1813	G1955	G2021	A2084	G2146	C2206	G2267	A2335	C2397	U2461	U2649	G2586	U2649
A2647	G1747	U1813	U1882	C1956	G2022	C2085	G2147	C2207	G2268	G2336	U2399	A2462	U2650	C2587	U2650
C2648	U1748	A1814	U1883	G1957	A2023	C2086	G2148	C2208	U2269	G2337	A2400	C2463	U2651	G2588	U2651
U2649	G1749	A1815	G1886	A1958	G2024	C2087	G2149	C2209	C2270	G2338	G2401	U2464	U2652	A2589	U2652
G2650	C1750	A1816	G1887	A1959	G2025	C2088	G2150	C2210	G2271	G2339	U2402	C2465	U2653	C2590	U2653
C2651	G1751	G1817	U1888	A1960	G2026	G2089	U2151	C2211	C2272	A2339	U2403	C2466	U2654	U2591	U2654
U2652	U1822	A1818	G1889	A1961	G2027	U2090	G2152	C2212	C2273	A2340	G2403	U2467	U2655	C2592	U2655
G2653	G1823	A1748	C1819	U1962	C2028	G2091	G2153	C2213	U2274	G2341	C2406	U2469	U2656	G2593	U2656
C2654	U1824	A1749	A1820	U1963	C2029	G2092	U2154	C2214	C2275	G2342	C2407	G2470	U2657	C2594	U2657
U2655	G1825	A1821	G1891	U1964	C2030	A2093	G2155	C2215	C2276	G2343	C2408	A2471	U2658	G2595	U2658
G2656	U1826	A1822	G1892	U1965	G2031	G2094	A2156	C2216	A2279	U2344	G2409	U2472	U2659	C2596	U2659
U2661	G1827	G1893	G1894	U1966	G2032	C2095	C2158	C2218	A2280	G2346	U2410	U2473	U2660	U2597	U2660
													U2661	C2598	U2661

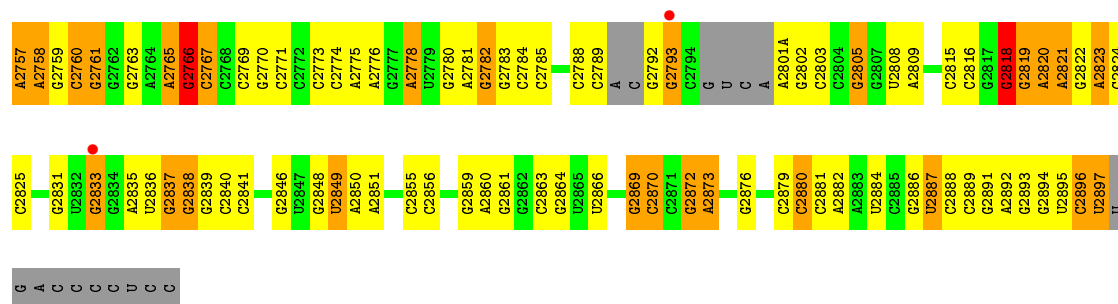


• Molecule 1: 23S Ribosomal RNA

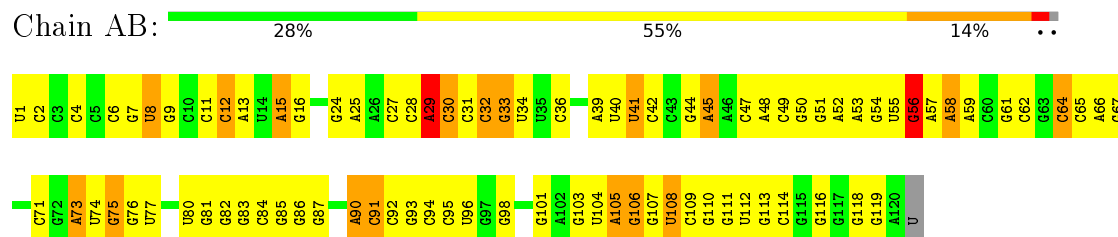


A1610	U	C1464	A1395	G1328	G1266	C1200	A1128	U1065	G1102	G939	G875	G809	C745	U667
C1611	A	C1467	U1396	U1329	U1267	C1201	A1129	U1066	G1003	G940	C876	U610	A746	G668
G1612				C1330	A1268	C1202	G1130	A1067	C1004	A941	U877	U811	U747	G669
G1613				G1331	A1269	G1203	G1131	A1068	C1005	G942	A878	C812	G748	A670
G1615		A1471	C1401	C1332	C1270	A1204	A1132	A1069	C1006	U943	G879	U813	C749	C671
A1616		A1472	C1402		G1271	U1205	U1133	A1070	C1007	G944	G880	C814	C750	C672
C1617		G1473	C1403		G1272	G1206	C1135	G1071	C1008	A945	A751	C815	A752	C673
A1618		G1474	C1404	G1337	A1272	C1207	G1136	A1072	A1010	G946	G882	C817	C753	G674
A1542		G1475	U1405	G1338	U1273	C1208	G1138	G1073	G1011		G883	C818	A754	
G1619		G1476	U1406	G1339	A1274	G1209	G1139	G1074	G1012	G950	C885	A819	C755	C678
G1620		A1477	C1407	U1340	A1275	G1210	U1141	G1075	U1014	G951	C886		C756	C679
U1621		G1478	C1408	U1341	A1276	U1211	G1140	G1076	G1013	G952	U887	U827	U757	G680
G1622		G1479	C1409	A1342	G1277	G1212	U1141	A1077	G1014	A953	C888	U828	C758	G681
G1623		G1480	G1410	G1343	G1278	A1213	U1142	U1078	G1015	G954	C889	A829	G759	G682
G1624		U1481	C1411	G1344	G1279	G1214	A142A	C1079	G1016	G955	C890	U830	A761	A685
		G1482	A1412	C1345	G1280	G1215	G1144	C1080	U1019	G956	G892	G831	A762	G686
			G1413			G1216	C1145	U1081	A1020	A957	C893	G832	U762	C687
G1627			G1348	G1349	G1283	C1217		U1082	A1021	U958	C894	U833	G765	U688
A1632			C1416	C1350	G1284		G1149	U1083	A1021	A959	U895	U834		A689
G1633			C1417	C1351	G1285	A1220	C1150	A1084	G1022	A960	A896	A835	G769	G690
A1634			G1418	U1352	A1286	C1221	G1151	A1085	U1023	G961	C897	G836	G770	C691
			U1419	C1353	U1288	C1221A	C1152	A1086	G1024	G962	C898	C837	G771	C692
A1637			U1420	A1354	C1289		C1153	A1087	G1025	U963	A899	C838	G772	C693
C1638			G1421	G1355	C1290	A1226	G1154	A1088	U1026	G964	A900	U839	C773	U694
U1639			G1422	G1356	C1291	G1227	A1155	G1089	A1027	C965	U907	C840	U774	G695
G1640			G1423	G1356	U1292	C1228	A1156	U1090	A1028	G966	C902	A841	A774	G696
A1641			G1424	A1359	C1293	G1229	C1157	C1091	G1031	G974	A909	G842	G775	G697
A1642			G1425	U1360	U1300	G1236	U1167	A1098	A1032	G975	A910	G843	A776	C698
G1643			C1426	G1361	G1235	A1237	G1168	A1099	U1033	G975A	A911	C844	A777	A699
			U1418	C1362	C1296			U1101	G1041		C912	G845	G778	G700
A1644			G1419	G1362	G1296	G1231	G1160	A1094	G1042	G978	U913	U851	A784	
G1645			G1420	C1363	C1297	G1232	G1161	A1095	G1043	G979	C914	G853	C786	G715
G1646			C1430	G1364	C1298	C1233	G1162	G1106	G1044	A980	C915	G854	U787	G723
G1647			U1431	A1365	C1299	U1234	G1163	U1105	A1045	A981	G916	G855	A788	U724
A1648			A1434		U1300	G1235	G1168	G1106	A1046	C982	A917	C856	A789	G725
G1651			G1437	G1368	G1302	U1240	G1171	G1107	G1047	A983	A918	C857	C790	G726
A1652			U1438	C1370	G1303	A1241	G	U1108	A1048		G919	U858	C791	A727
G1653			G1371	G1372	C1304	A1242	A	C1109	C1049	C986	G920	G859	G792	G728
A1654			U1372	C1305	C1304		U	G1110	C1049	G987	G921	U860	A793	G729
			G1373	C1306	G1306		G	A1111	G1051	A988	U922	A861	G794	C730
C1657			G1374	A1307	C1306		U	G1112	C1052	G989	C923	G862	C795	C731
C1658			G1375	A1308	U1246	A1246	G	U1113	G1053	A990	G924	A863	C796	C732
U1659			C1376	G1309	G1247	G1247	A	G1114	A1054	C981	C925	G864	C797	G733
C1660			A1445	G1310	U1249	U1249	C1178	U1108	A1055	G992	A926	C865	G798	
G1661			C1445A		C1250	G1256	C1179	C1109	G1056	C986	G927	A866	G799	C736
C1662			C1446	U1379	A1241	C1257	C1180	G1110	A1057	G987	G928	U867	A800	C737
			G1447	G1380	G1313		C1181	G1111	G1058	G988	U922	A861	G794	G738
A1663			G1448	C1381	C1314	G1251	C1182	A1111	G1059	A988	U922	A861	G794	C730
A1664			A1449	G1382	U1315	G1252	A1182	G1112	C1052	G989	C923	G862	C795	C731
A1665			G1450	C1383	C1316	A1253	G1183	U1113	G1053	A990	G924	A863	C796	C732
G1666			C1450A	A1384	A1254	U1255	G1184	G1114	A1054	C981	C925	G864	C797	G733
G1667			C1451	G1385	U1255	G1256	C1185		G1055	G992	A926	C865	G798	
C1668			U1452	C1386	G1319	G1256	C1186	C1118	G1056	G993	G927	A866	G799	C736
A1669			G1453	C1387	C1320	C1257	U1187	C1119	A1057	G994	G928	U867	A800	C737
C1670			G1455	G1388	A1321		C1187	G1120	G1058	C995	U930	U868	G799	G738
U1671			C1456	U1390	A1322	G1260	A1189	C1121	G1059	A996	G931	A869	U803	G739
C1672			G1456	U1391	U1323	C1261	G1190		G1060	G987	G932	A870	A804	U740
				U1391	G1324	A1262		G1124	U1061	C998	A933	U871	G805	G741
U1673			G1459	U1392	U1325	A1263	G1193	G1125	G1062	G999	G934	A872	C806	G742
G1674			C1462	A1392	U1326	G1264		A1126	G1063	U999		G873	U807	G743
C1675			G1463	U1394	A1265		U1199	A1127	C1064	A1000		G874	G808	G744

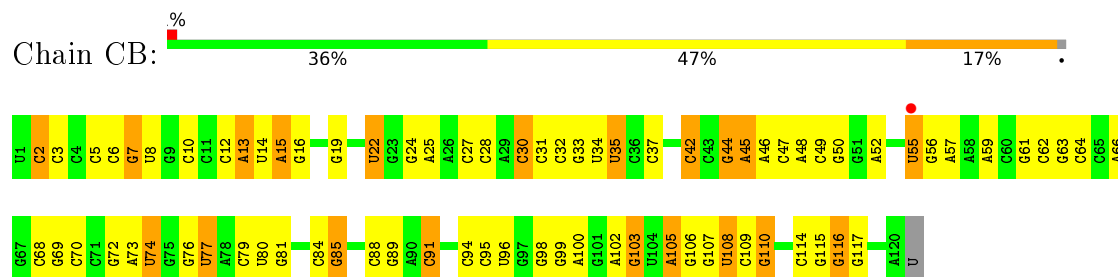
G2685	G2608	A2541	G2470	G2400	A2335	U2272	G2191	G2131	C2055	U1919	G1831	C1771	A1677
G2689	G2609	A2542	C2474	U2401	A2336	A2273	G2192	U2132	C2056	C1920	C1832	G1772	G1678
G2690	G2610	G2543	C2475	C2404	G2340	A2274	G2193	G2133	A2057	G1921	U1833	A1773	U1679
G2691	U2611	G2544	A2476	G2405	G2341	C2275	G2194	A2134	U1993	G1922	U1834	C1774	U1680
G2692	U2612	U2547	A2477	U2406	C2343	C2276	C2195	A2135	A2060	U1923	G1835	U1775	G1681
G2693	G2613	G2548	A2478	G2407	U2344	G2277	C2196	U1997	G2061	U1926	U1836	G1776	G1682
G2694	U2614	G2549	A2479	A2408	U2345	A2278	A2198	C2137	A2062	C1927	C1837	U1777	C1683
G2695	G2615	G2550	G2485	G2409	G2346	A2279	A2199	C2138	C2063	U1928	U1838	U1778	U1688
G2696	C2616	C2551	G2486	G2410	G2347	G2280	C2201	C2139	C2064	G1929	G1839	A1780	A1689
G2697	G2617	U2552	G2487	G2411	U2348	C2281	G2202	G2140	C2065	G1930	U1840	C1781	A1690
G2698	G2618	U2553	G2488	G2412	G2349	G2282	C2203	C2141	C2066	U1931	U1841	C1782	C1691
G2699	U2554	G2554	G2489	G2413	G2350	U2283	U2204	C2142	G2067	U1932	C1842	C1783	C1692
G2700	G2621	G2555	G2490	G2414	G2351	C2284	C2205	U2144	G2068	G1933	C1843	A1784	U1693
G2701	G2622	U2556	A2491	A2417	G2352	C2285	G2206	C2145	A2071	C1934	C1844	A1785	G1694
G2702	G2623	C2556	U2492	A2418	G2353	A2286	G2207	G2146	C2072	G1935	A1847	G1786	G1695
G2703	G2624	U2493	U2492	U2419	C2354	A2287	A2208	G2147	C2073	A1936	A1848	A1787	G1696
G2704	C2625	U2494	G2493	U2420	U2355	A2288	U2218	C2148	U2074	A1937	G1849	C1788	G1697
G2705	U2562	G2495	U2421	U2431	U2356	G2289	G2222	G2149	U2075	A1938	G1850	A1789	A1698
G2706	U2563	A2563	U2422	U2432	G2356	G2290	G2223	U2150	U2076	U1939	U1851	C1790	G1699
G2707	A2564	A2565	U2423	A2425	G2357	U2291	G2224	G2151	C2078	G1940	G1852	A1791	A1700
G2708	G2630	A2566	U2426	A2426	G2358	C2292	A2225	G2152	U2079	U1943	G1853	G1792	A1701
G2709	G2631	A2567	C2427	A2427	A2360	C2293	C2226	G2153	G2080	U1944	U1854	C1793	G1702
G2710	A2632	C2498	G2428	G2428	G2361	C2294	A2227	G2154	C2081	G1945	A1876	U1794	G1703
A2711	G2633	U2500	G2429	G2429	G2362	C2295	A2228	G2155	A2082	U1946	G1877	C1795	G1704
G2712	G2634	C2501	G2430	U2431	C2363	U2296	C2229	G2156	U2086	G1949	G1878	U1796	U1707
G2713	C2635	G2502	U2432	U2433	G2364	C2297	G2230	G2157	U2087	G1950	U1884	C1797	G1707
G2714	U2636	A2503	U2434	U2434	G2365	A2298	U2233	G2158	C2087	G1951	G1885	U1798	C1708
G2715	U2637	U2504	A2435	A2435	G2366	C2299	G2234	G2159	U2088	U1952	U1886	G1799	U1709
G2716	G2638	G2505	A2436	A2436	G2367	G2299	G2235	G2160	C2095	A1953	A1887	C1800	G1710
G2717	A2639	U2506	U2437	U2437	C2368	G2300	G2236	G2161	U2092	G1954	G1878	G1801	C1711
G2718	G2640	G2507	U2438	U2438	G2369	G2303	G2237	G2162	U2102	C2055	U1889	A1802	U1720
G2719	U2644	A2577	U2439	U2439	G2370	G2304	G2238	C2163	C2103	U1955	G1883	A1803	U1721
G2720	G2645	U2511	A2439	A2439	G2371	A2305	G2239	G2164	G2104	U1956	U1884	C1804	G1722
A2721	G2646	G2512	G2440	G2440	G2372	C2306	G2240	G2165	C2105	C1957	U1885	U1805	U1723
G2722	U2647	G2513	C2441	C2441	G2373	G2307	U2243	G2166	G2106	G1958	C1886	C1806	U1739
G2723	G2648	G2514	C2442	C2442	G2374	G2307	U2244	U2167	C2107	G1959	G1807	G1807	G1740
U2726	U2654	C2515	C2443	C2443	A2376	U2312	U2245	G2168	C2108	A1889	U1808	A1808	A1741
G2727	A2657	A2518	G2444	G2444	A2377	C2313	A2247	A2169	U2109	C1962	A1809	A1809	C1744
U2728	C2658	A2519	G2445	G2445	A2378	C2314	C2248	A2170	G2110	U1963	C1892	A1810	G1747
G2729	G2659	C2521	G2446	G2446	G2379	G2315	U2249	A2171	C2111	A1966	C1893	G1811	G1747
G2730	A2660	U2522	U2447	U2447	C2380	C2316	G2250	U2172	G2112	A1967	C1894	A1812	G1747
G2731	G2661	G2523	A2448	A2448	G2381	C2317	G2251	A2173	G2113	G1968	C1895	G1813	G1753
G2732	U2662	G2524	A2451	A2451	G2382	G2318	G2252	C2174	A2114	U1969	U1898	G1814	G1754
A2733	G2663	U2525	C2452	C2452	G2383	G2319	G2253	C2175	G2115	A1970	G1899	A1815	C1755
G2734	G2664	G2526	U2453	U2453	C2384	A2320	G2254	A2176	A2116	A1971	G1899	G1816	G1756
A2735	A2665	C2527	G2454	G2454	C2385	G2321	G2255	C2177	A2117	C2040	A1900	G1817	G1757
G2741	G2666	U2528	G2455	G2455	G2386	A2322	G2256	C2178	U2118	A1972	G1899	U1818	U1758
G2742	G2667	G2529	C2456	C2456	U2387	G2323	U2257	C2179	A2119	G1973	U1820	A1819	G1759
G2743	U2668	A2530	U2457	U2457	A2388	C2324	G2258	U2180	G2120	C1974	A1759	U1820	A1759
G2744	G2673	A2531	U2458	U2458	G2389	G2325	G2259	G2181	G2121	G1975	G1906	A1821	A1760
C2745	U2677	U2532	G2459	G2459	U2390	C2326	C2260	G2182	U2122	G2044	G1907	A1822	C1761
U2746	G2678	A2533	A2460	A2460	G2391	A2327	C2261	C2183	G2123	C2046	C1908	G1822	C1762
G2747	A2679	G2534	U2461	U2461	A2392	A2328	U2262	G2184	G2124	G1980	C1909	G1824	A1763
A2748	G2680	G2535	C2463	C2463	A2393	G2329	C2263	C2185	G2125	A1981	U1825	G1826	G1764
G2749	C2681	U2536	C2464	C2464	G2394	G2330	C2264	C2186	A2126	G1984	A1913	C1827	C1767
G2750	U2682	G2537	U2465	U2465	C2395	G2331	U2265	G2187	G2127	G1985	C1914	G1828	U1768
G2751	G2683	C2538	G2466	G2466	G2396	U2332	A2268	C2188	C2128	C2052	U1917	A1829	G1769
G2752	U2684	G2539	U2467	U2467	G2397	G2333	A2269	G2190	U2130	C1988	C1830	G1830	G1770



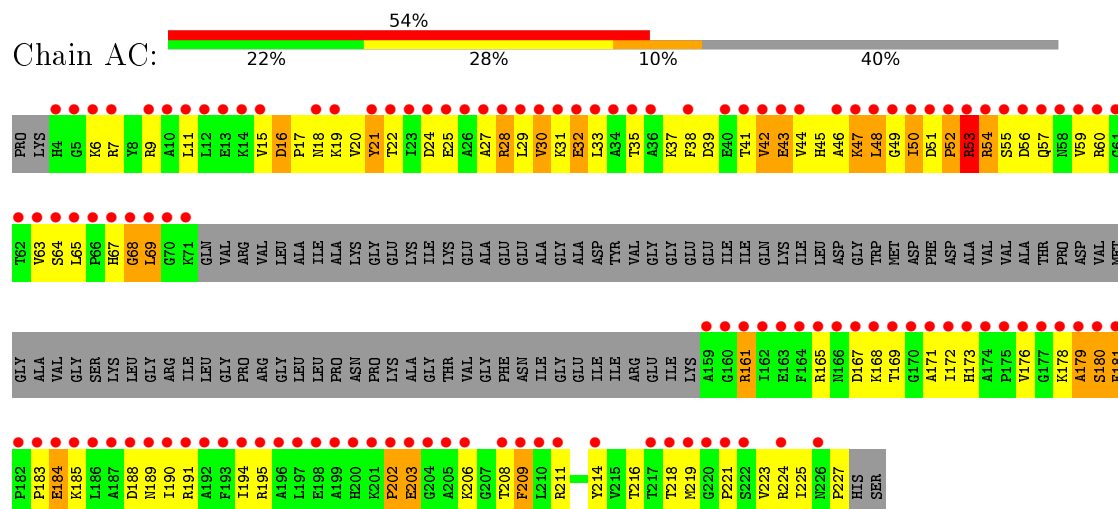
- Molecule 2: 5S Ribosomal RNA



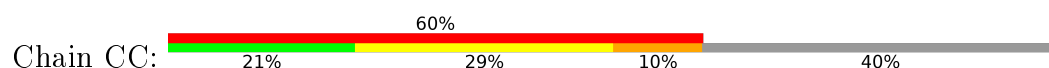
- Molecule 2: 5S Ribosomal RNA

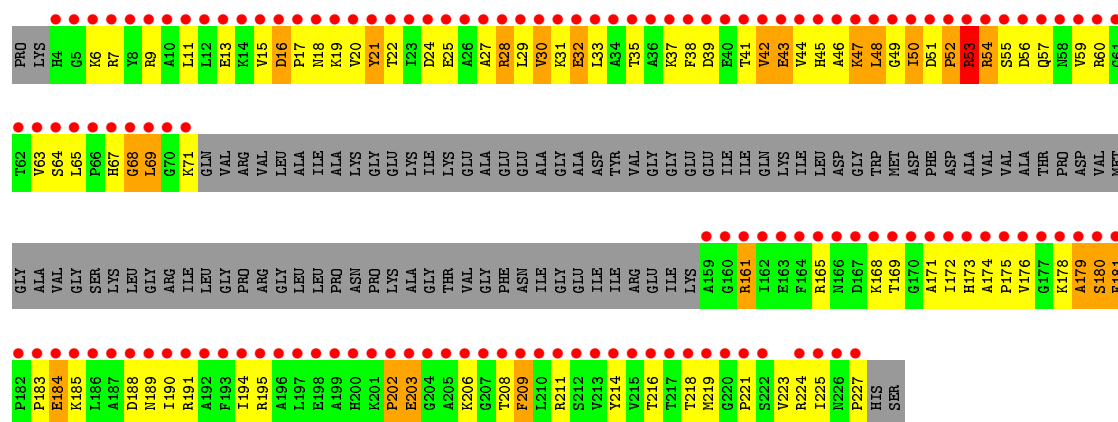


- Molecule 3: 50S ribosomal protein L1

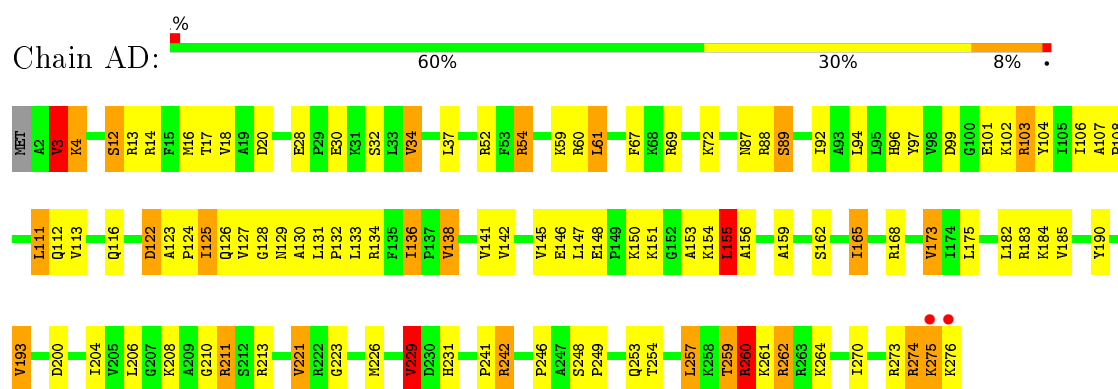


- Molecule 3: 50S ribosomal protein L1

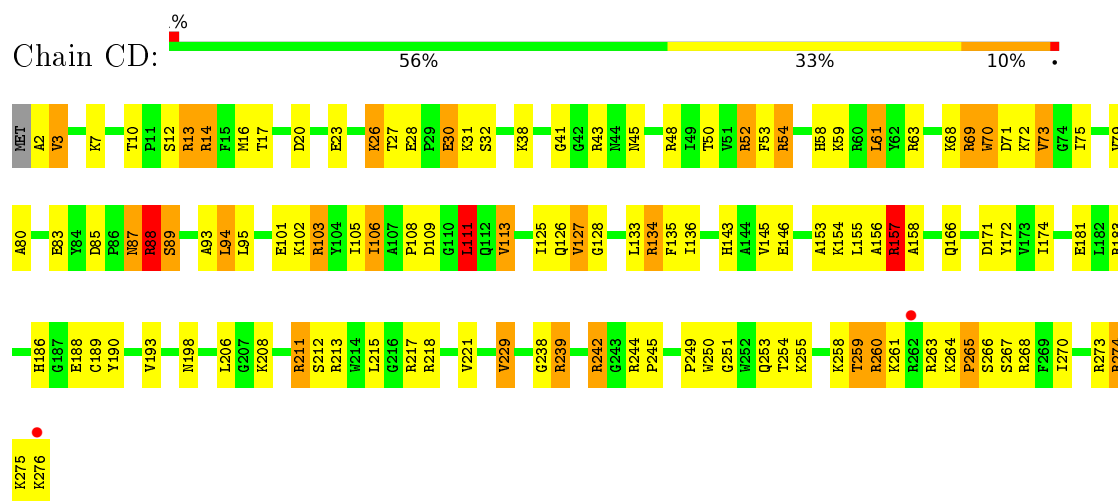




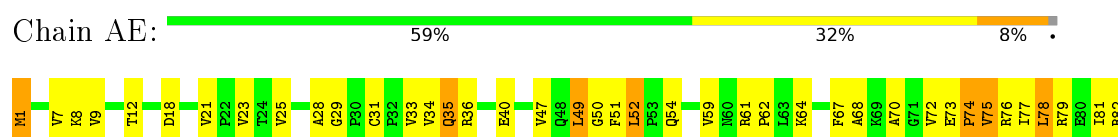
• Molecule 4: 50S ribosomal protein L2

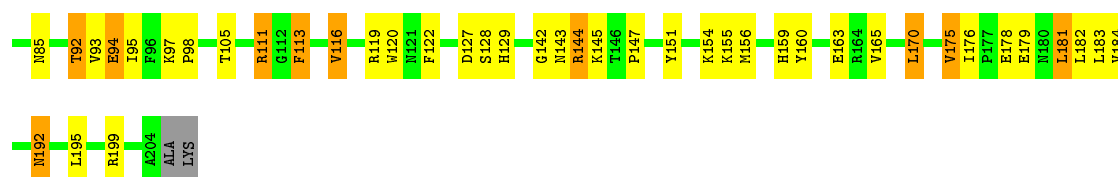


• Molecule 4: 50S ribosomal protein L2



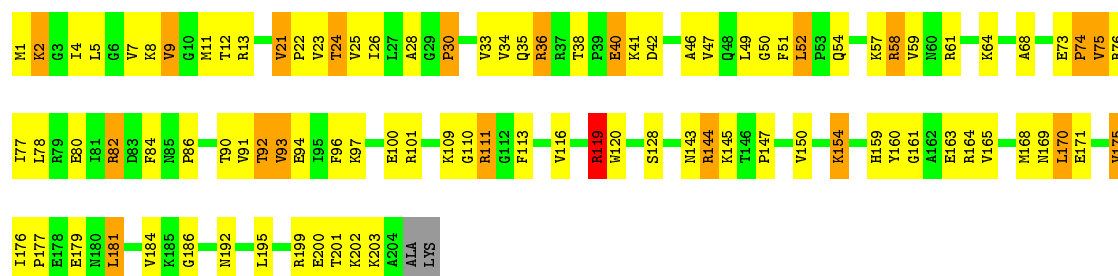
• Molecule 5: 50S ribosomal protein L3





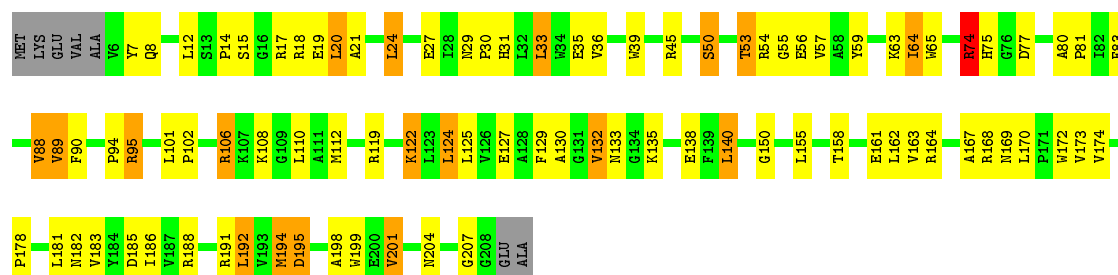
- Molecule 5: 50S ribosomal protein L3

Chain CE: 52% 36% 10% .



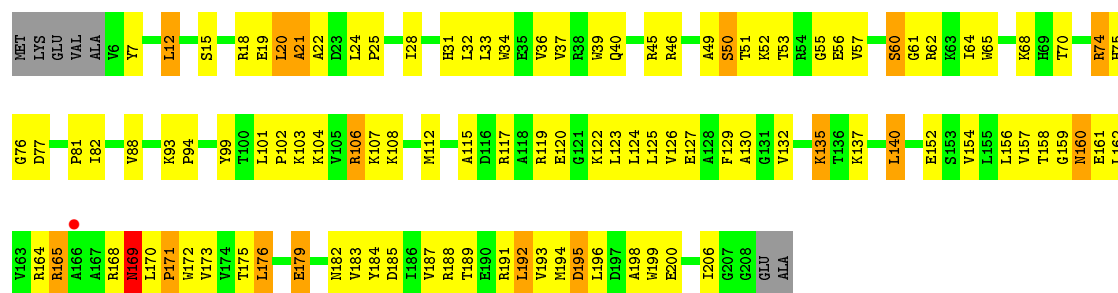
- Molecule 6: 50S ribosomal protein L4

Chain AF: 54% 33% 9% .



- Molecule 6: 50S ribosomal protein L4

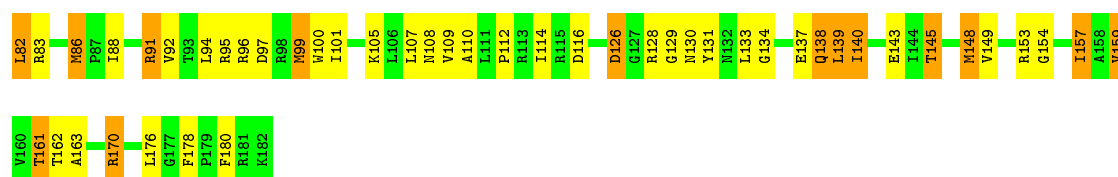
Chain CF: 46% 43% 8% .



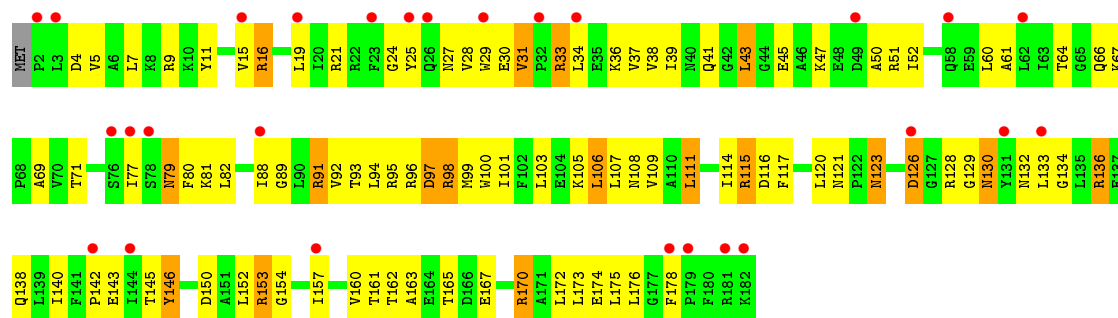
- Molecule 7: 50S ribosomal protein L5

Chain AG: 53% 34% 12% ..

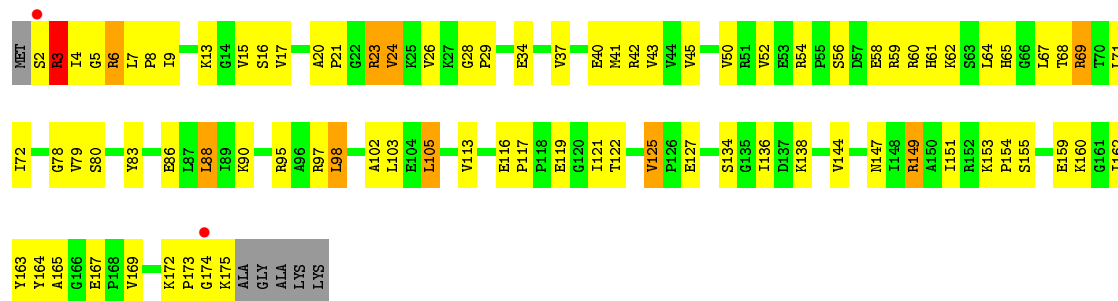




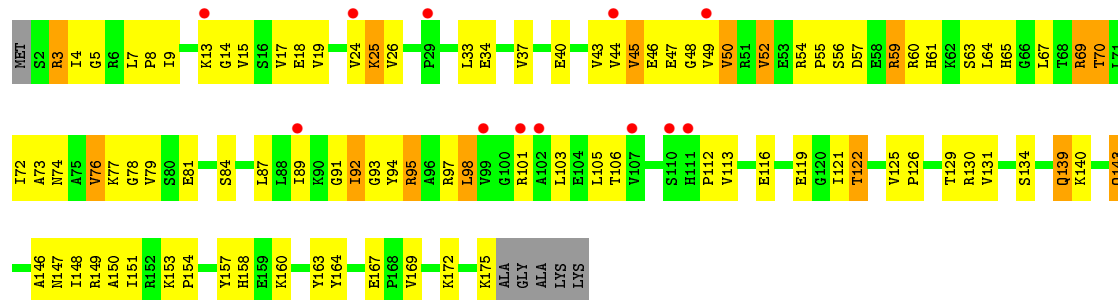
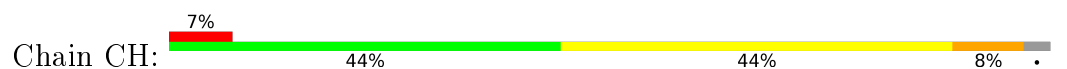
• Molecule 7: 50S ribosomal protein L5



• Molecule 8: 50S ribosomal protein L6

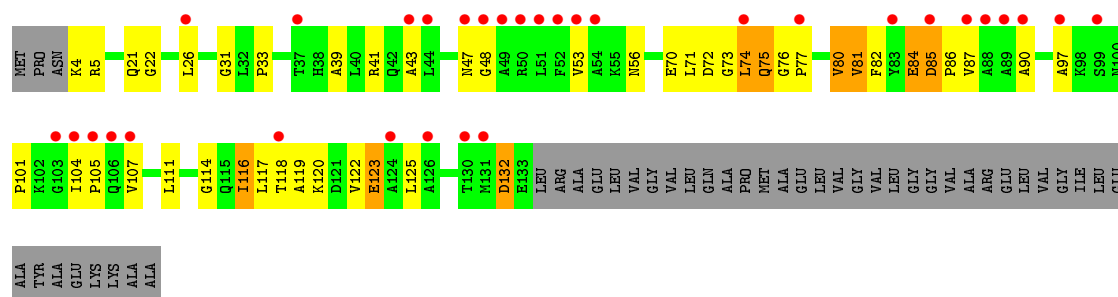


• Molecule 8: 50S ribosomal protein L6

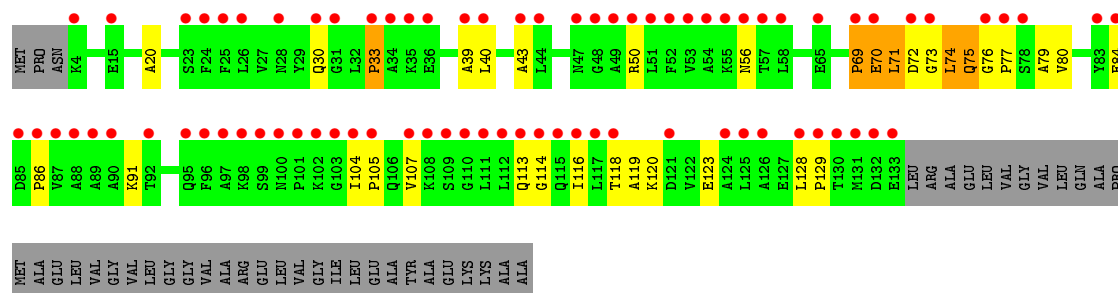


• Molecule 9: 50S ribosomal protein L10

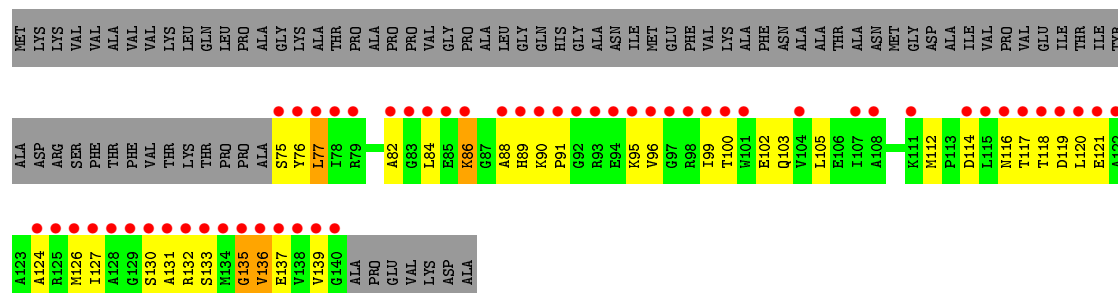
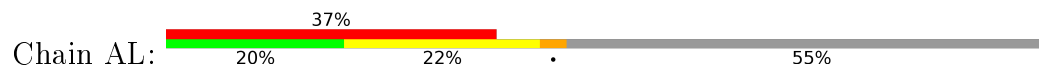




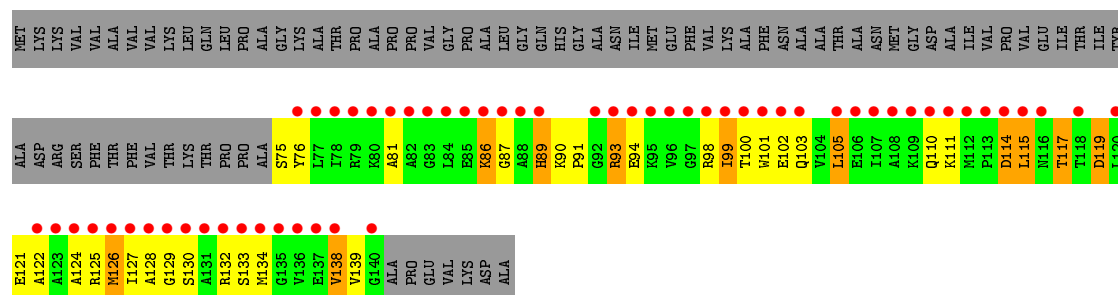
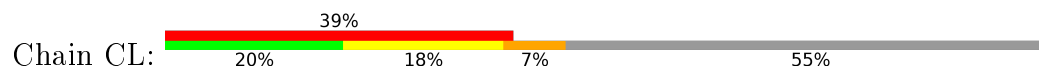
• Molecule 9: 50S ribosomal protein L10



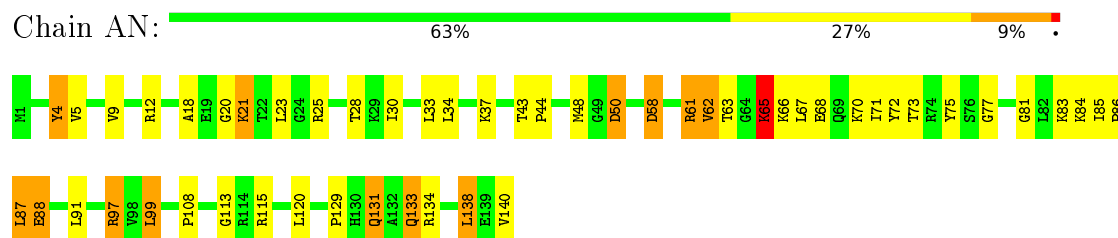
• Molecule 10: 50S ribosomal protein L11



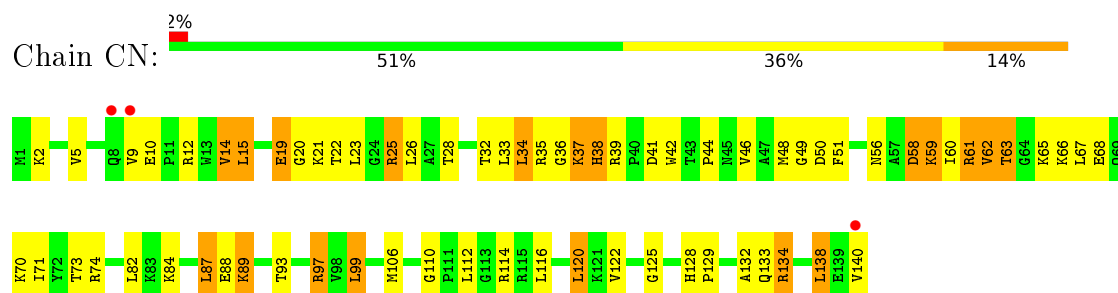
• Molecule 10: 50S ribosomal protein L11



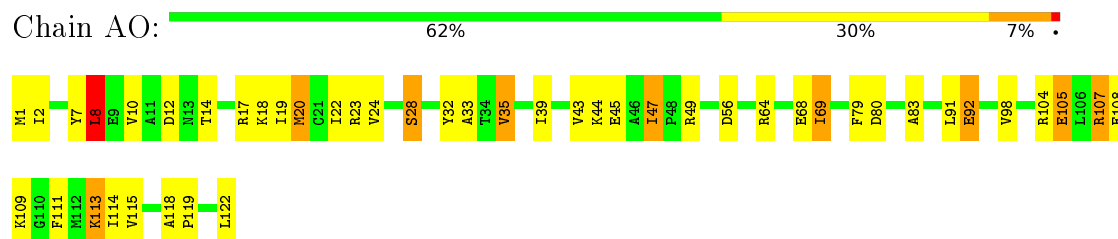
• Molecule 11: 50S ribosomal protein L13



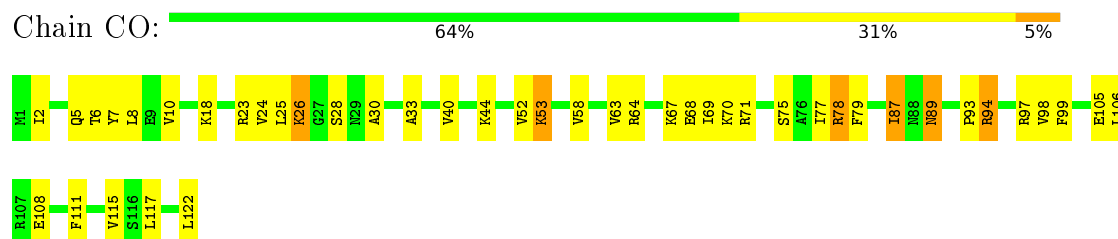
- Molecule 11: 50S ribosomal protein L13



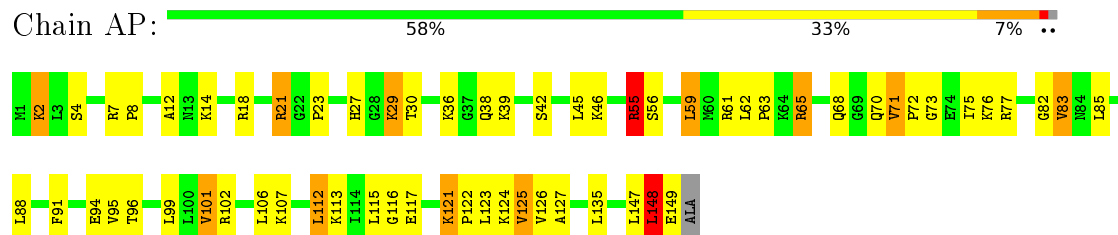
- Molecule 12: 50S ribosomal protein L14



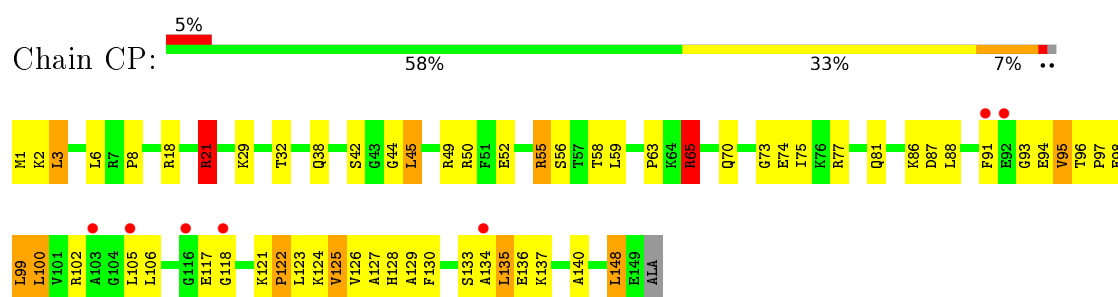
- Molecule 12: 50S ribosomal protein L14



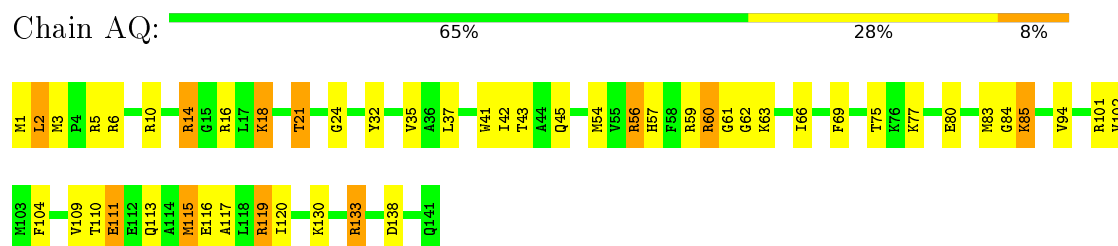
- Molecule 13: 50S ribosomal protein L15



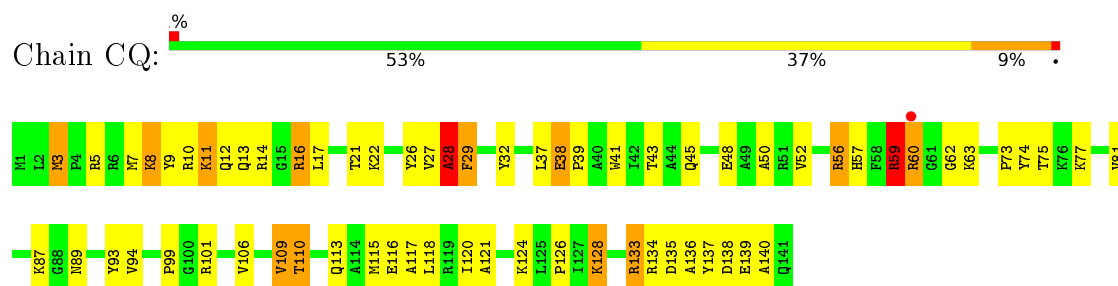
- Molecule 13: 50S ribosomal protein L15



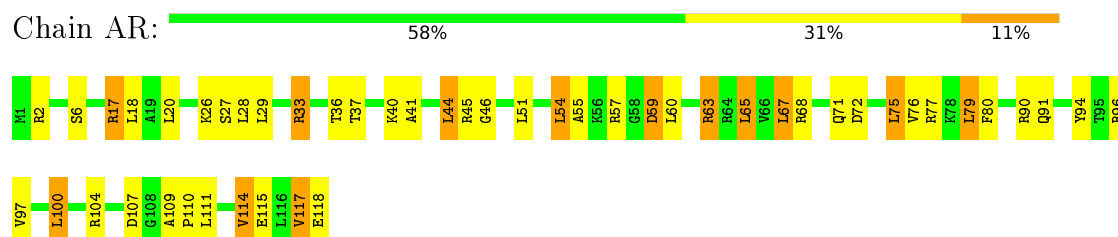
- Molecule 14: 50S ribosomal protein L16



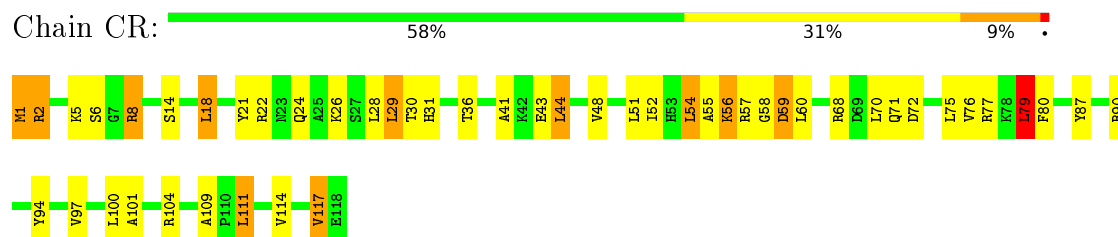
- Molecule 14: 50S ribosomal protein L16



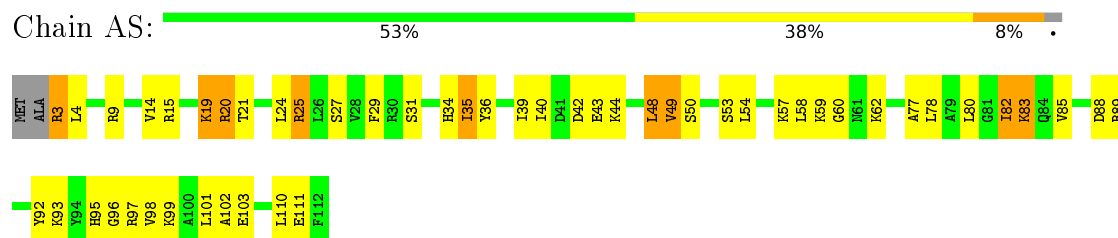
- Molecule 15: 50S ribosomal protein L17



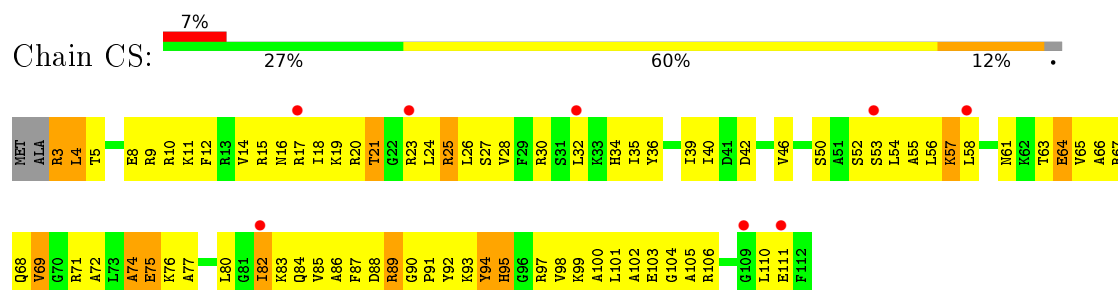
- Molecule 15: 50S ribosomal protein L17



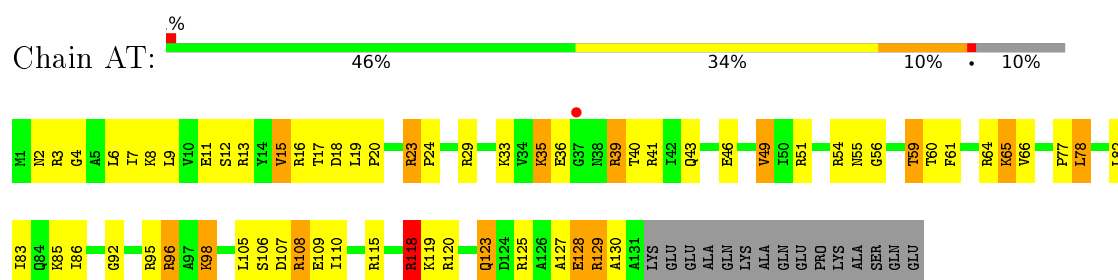
- Molecule 16: 50S ribosomal protein L18



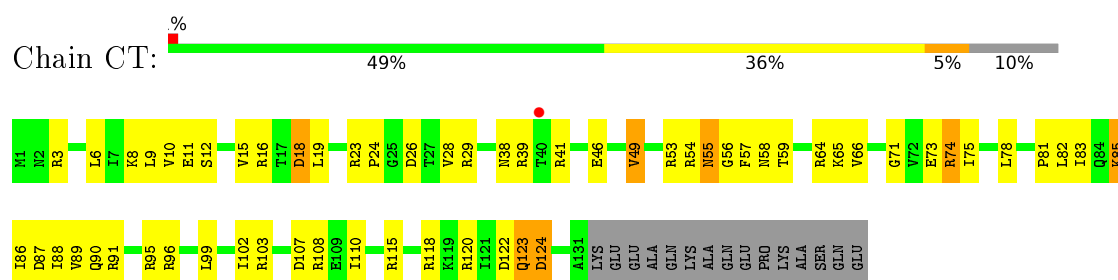
- Molecule 16: 50S ribosomal protein L18



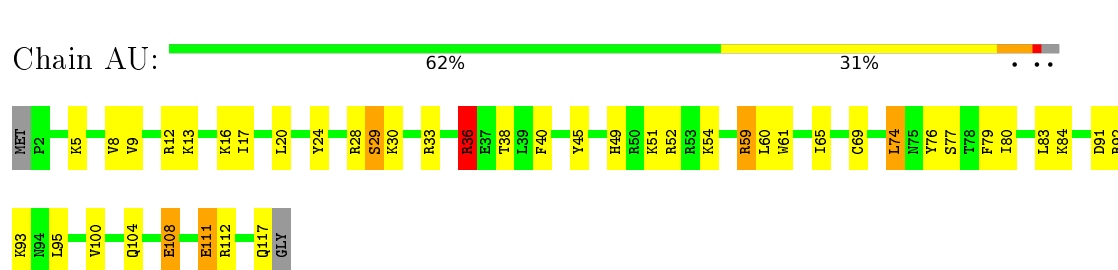
- Molecule 17: 50S ribosomal protein L19



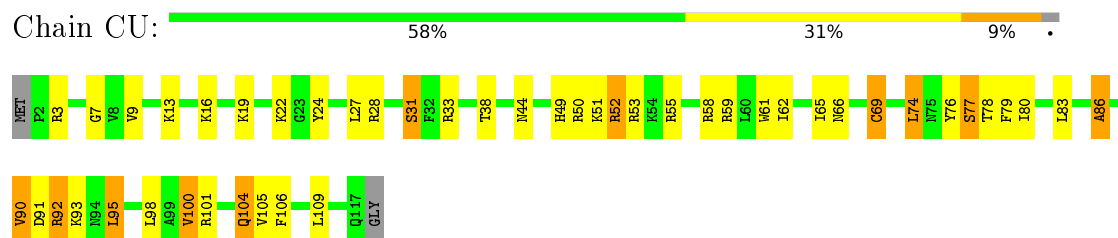
- Molecule 17: 50S ribosomal protein L19



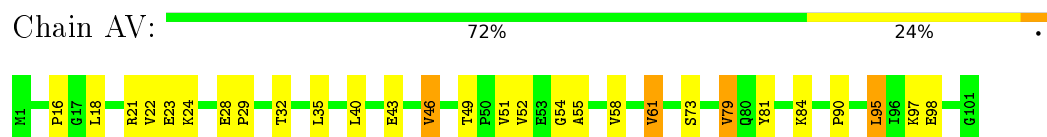
- Molecule 18: 50S ribosomal protein L20



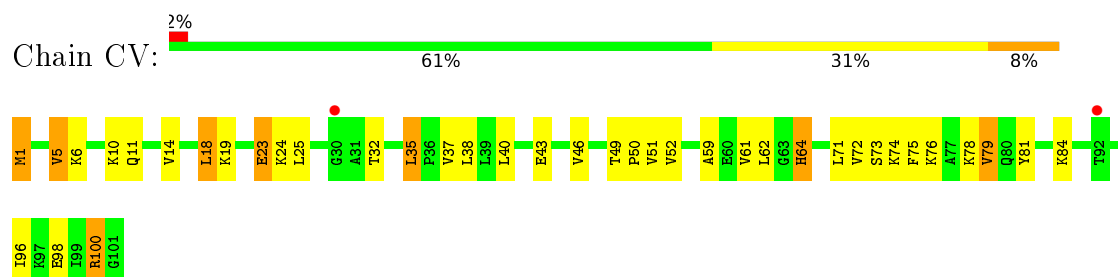
- Molecule 18: 50S ribosomal protein L20



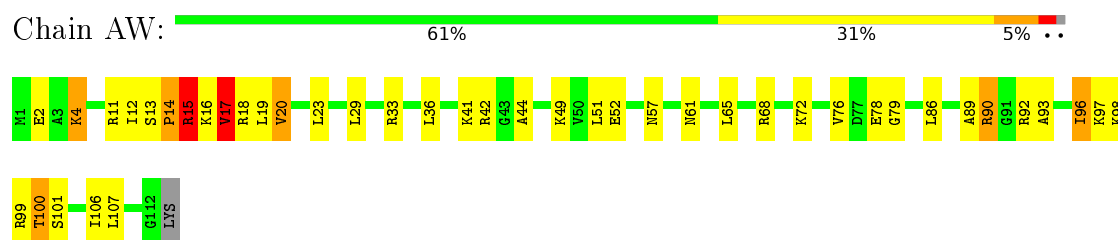
- Molecule 19: 50S ribosomal protein L21



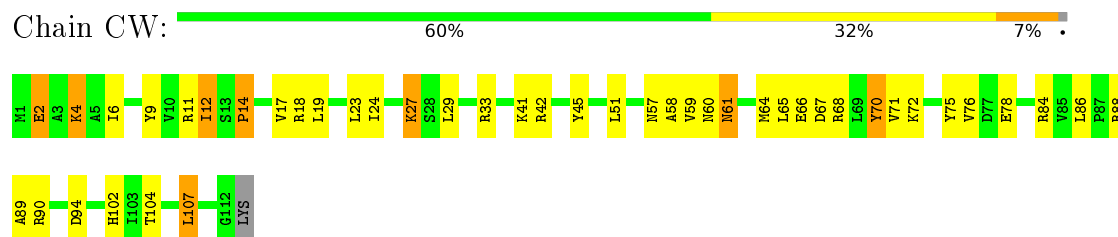
- Molecule 19: 50S ribosomal protein L21



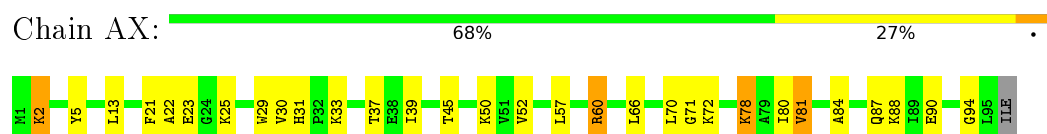
- Molecule 20: 50S ribosomal protein L22



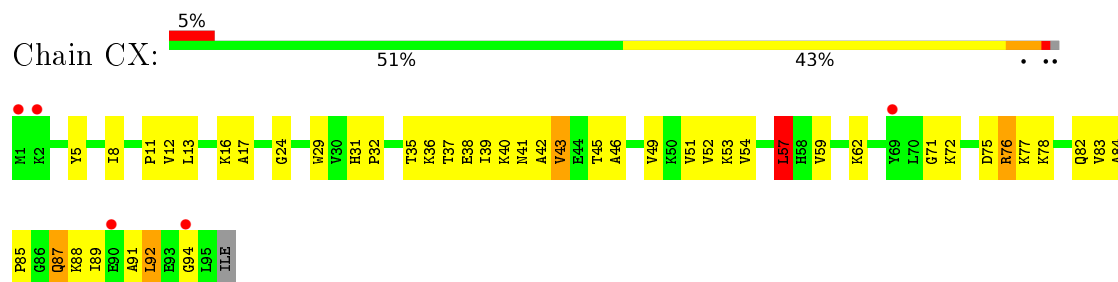
- Molecule 20: 50S ribosomal protein L22



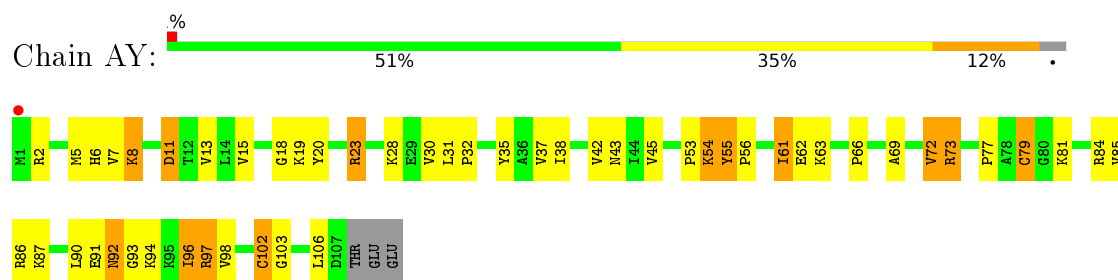
- Molecule 21: 50S ribosomal protein L23



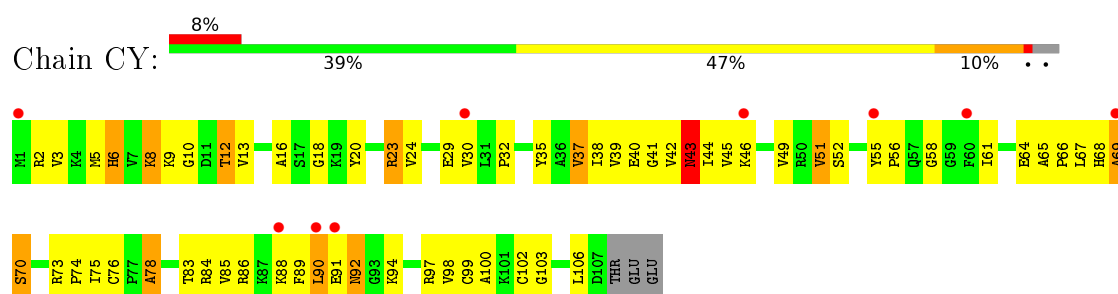
- Molecule 21: 50S ribosomal protein L23



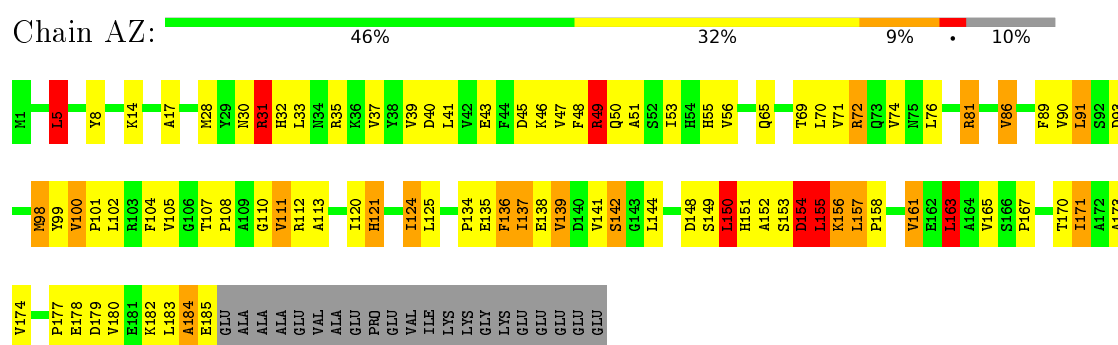
- Molecule 22: 50S ribosomal protein L24



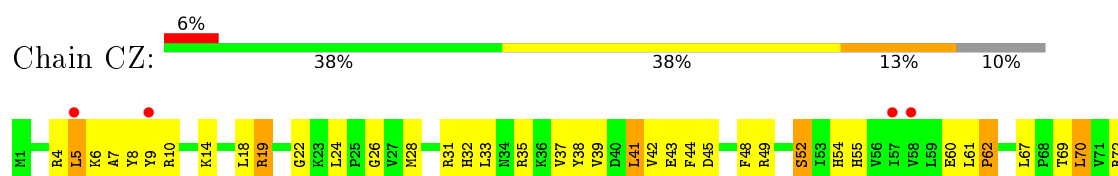
- Molecule 22: 50S ribosomal protein L24

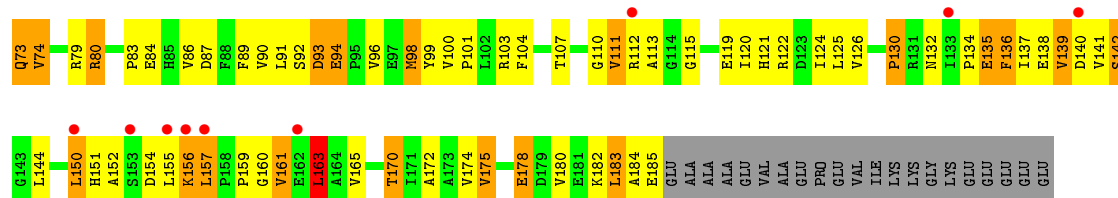


- Molecule 23: 50S ribosomal protein L25




- Molecule 23: 50S ribosomal protein L25





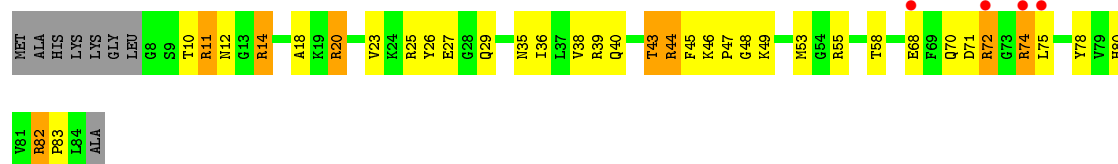
• Molecule 24: 50S ribosomal protein L27

Chain A0: 65% 19% 6% 9%



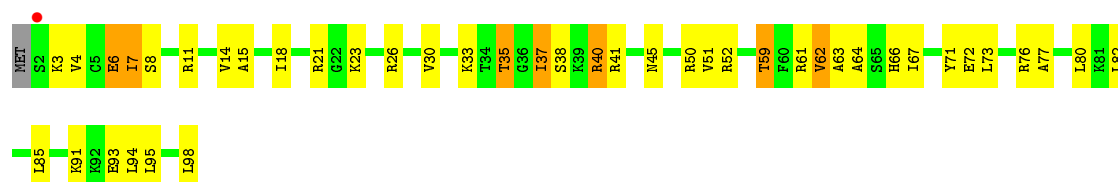
• Molecule 24: 50S ribosomal protein L27

Chain C0: 5% 48% 33% 9% 9%



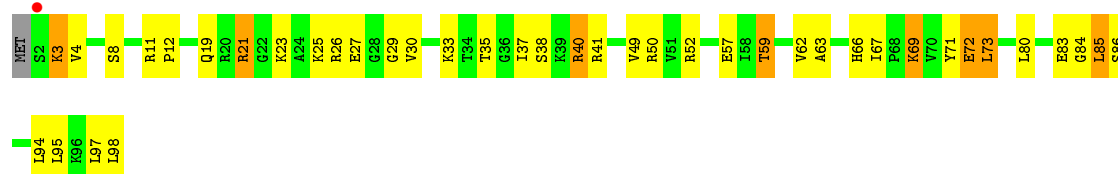
• Molecule 25: 50S ribosomal protein L28

Chain A1: % 55% 37% 7%



• Molecule 25: 50S ribosomal protein L28

Chain C1: % 57% 34% 8%

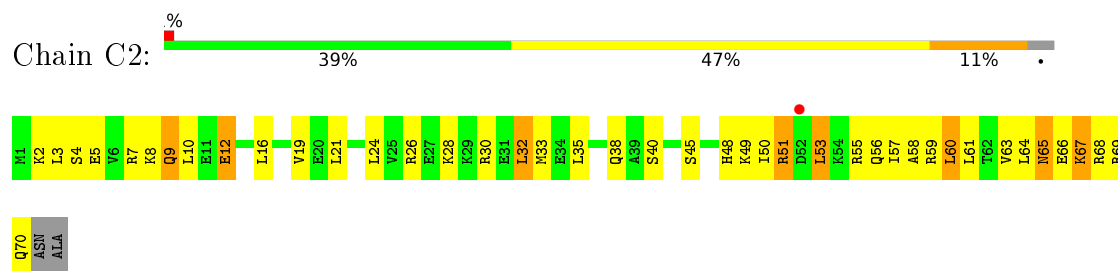


• Molecule 26: 50S ribosomal protein L29

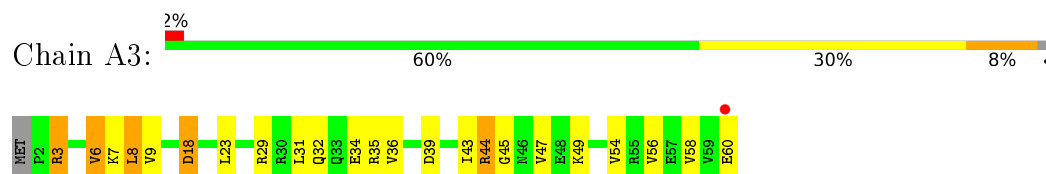
Chain A2: % 64% 26% 7%



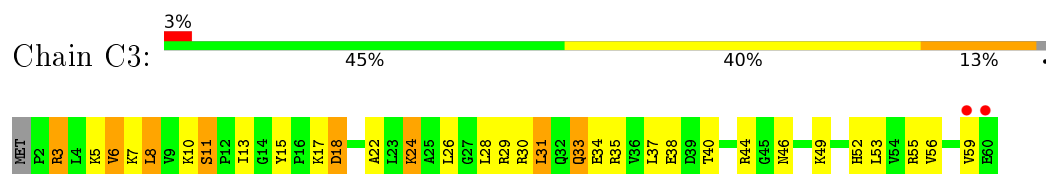
- Molecule 26: 50S ribosomal protein L29



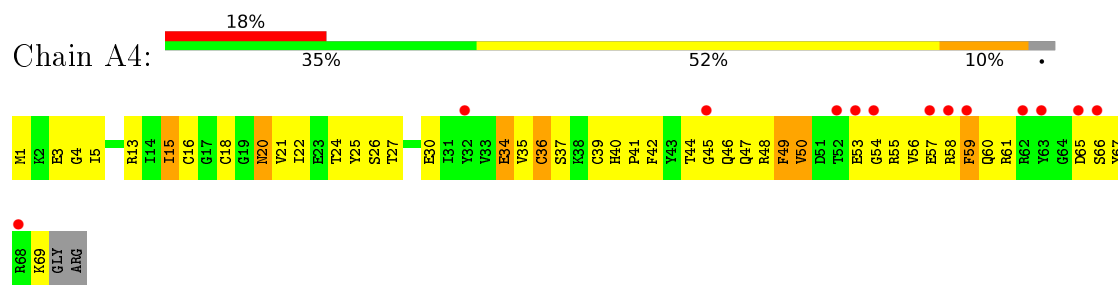
- Molecule 27: 50S ribosomal protein L30



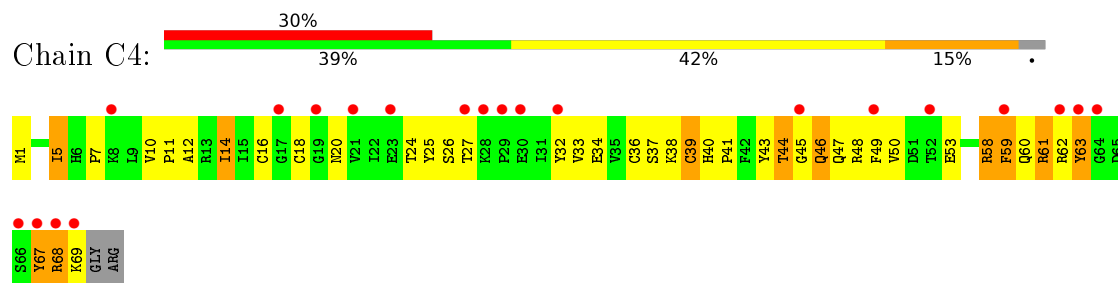
- Molecule 27: 50S ribosomal protein L30



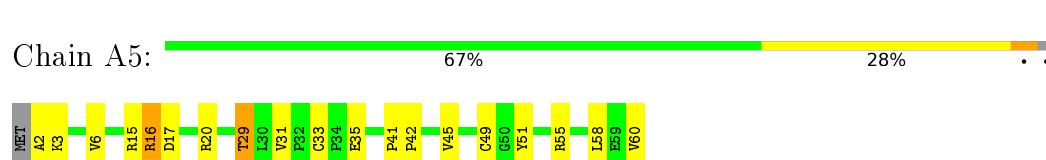
- Molecule 28: 50S ribosomal protein L31




- Molecule 28: 50S ribosomal protein L31



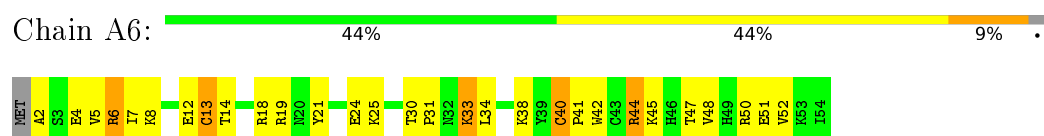
- Molecule 29: 50S ribosomal protein L32



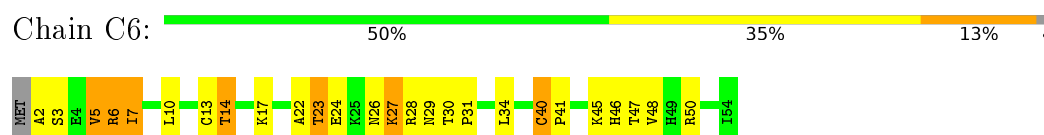
- Molecule 29: 50S ribosomal protein L32



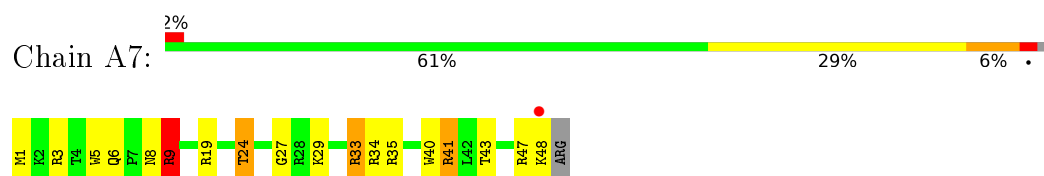
- Molecule 30: 50S ribosomal protein L33



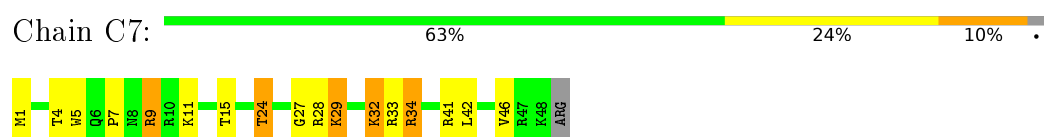
- Molecule 30: 50S ribosomal protein L33



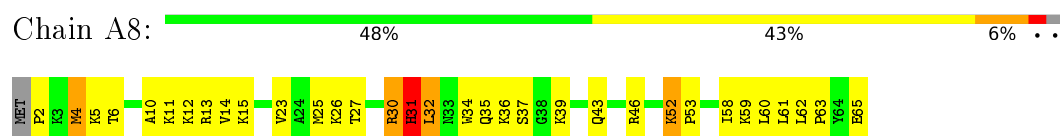
- Molecule 31: 50S ribosomal protein L34



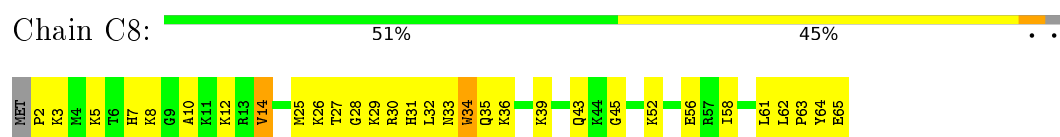
- Molecule 31: 50S ribosomal protein L34



- Molecule 32: 50S ribosomal protein L35



- Molecule 32: 50S ribosomal protein L35



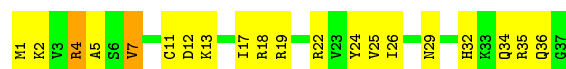
- Molecule 33: 50S ribosomal protein L36

Chain A9:  57% 38% 5%



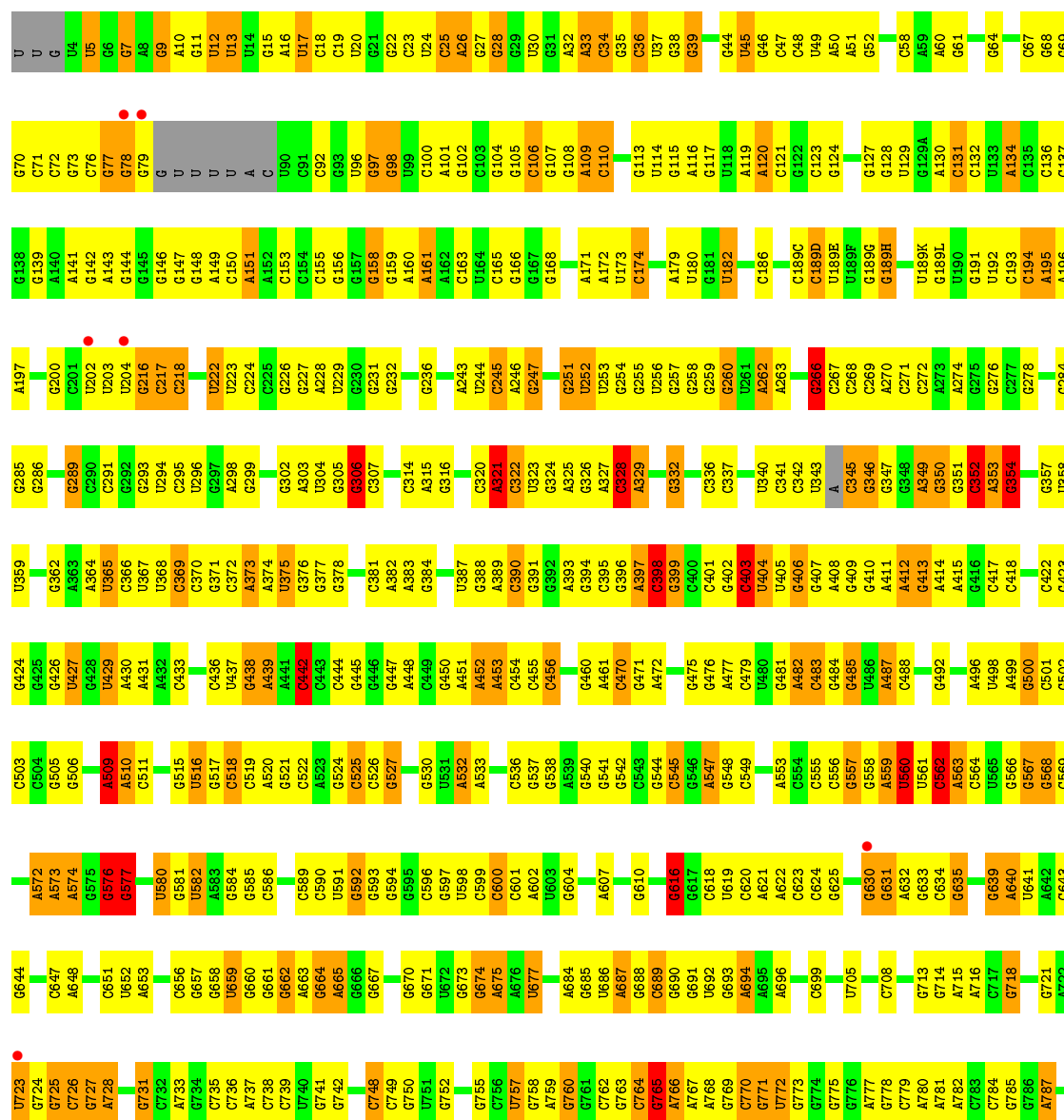
- Molecule 33: 50S ribosomal protein L36

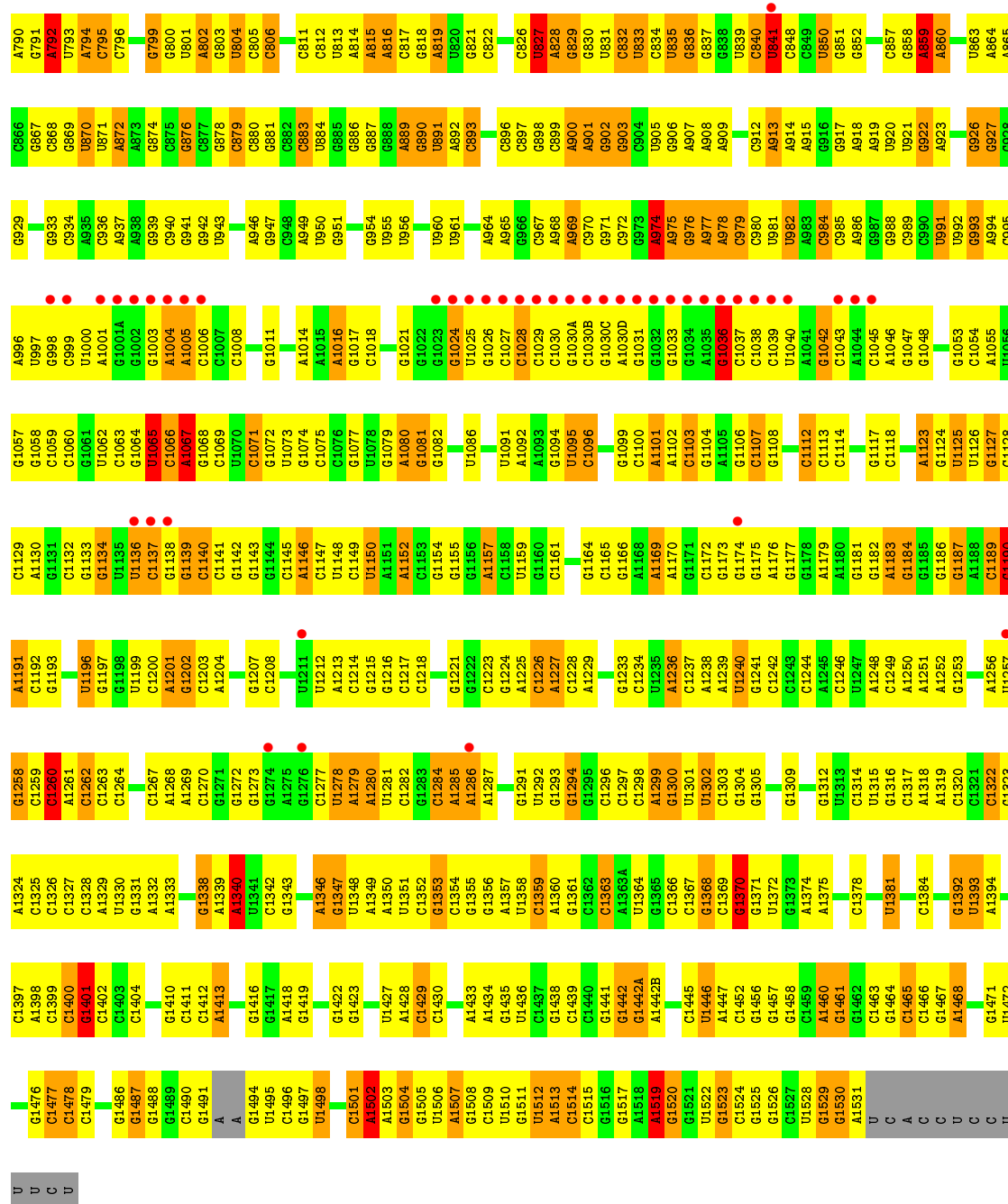
Chain C9:  46% 49% 5%



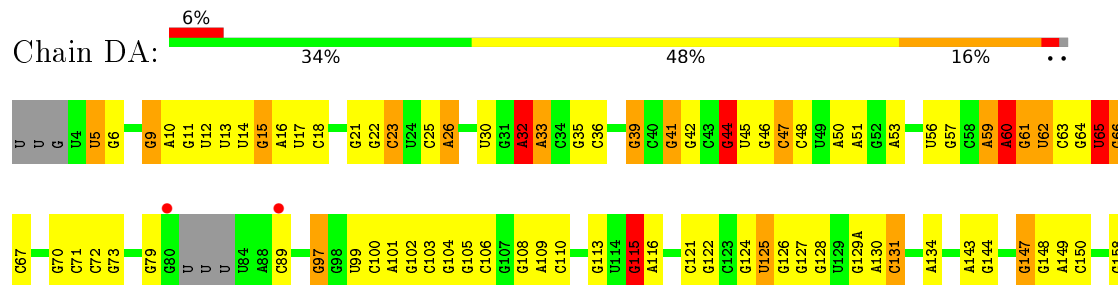
- Molecule 34: 16S Ribosomal RNA

Chain BA:  31% 48% 17% 3%

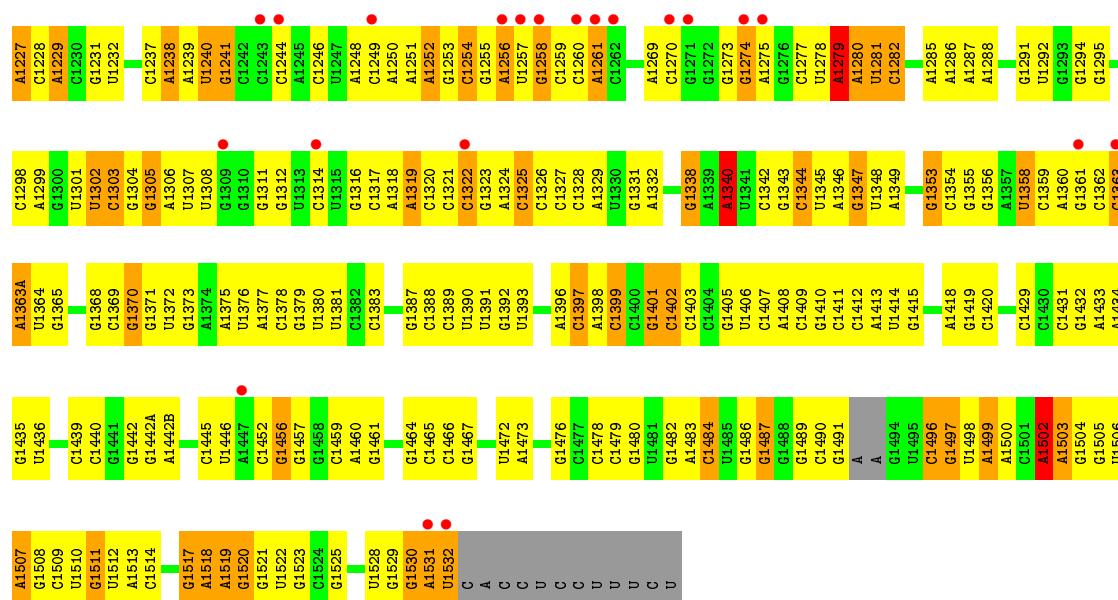




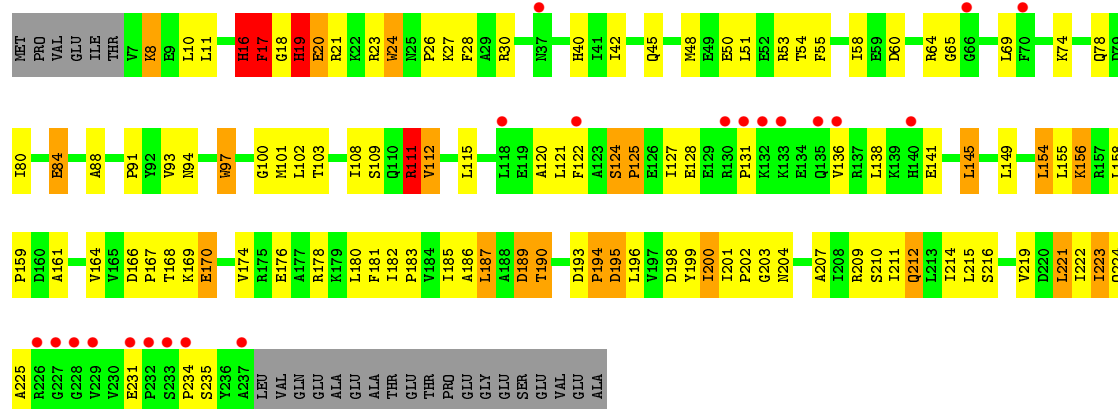
• Molecule 34: 16S Ribosomal RNA



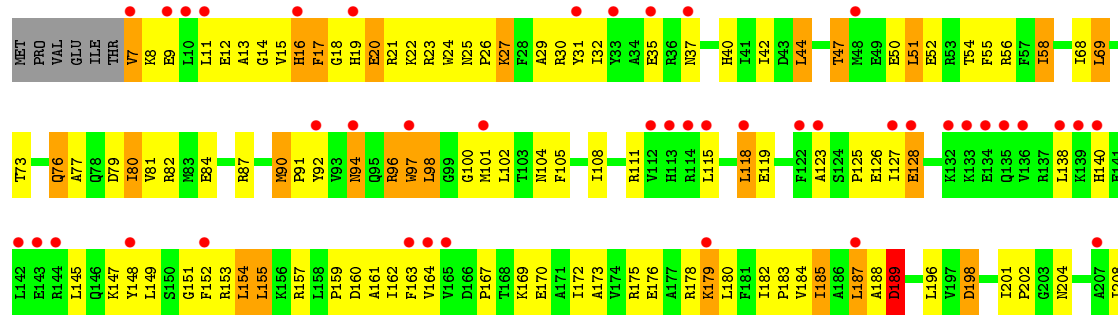


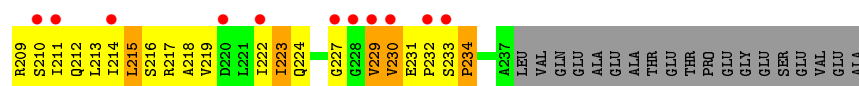


• Molecule 35: 30S ribosomal protein S2

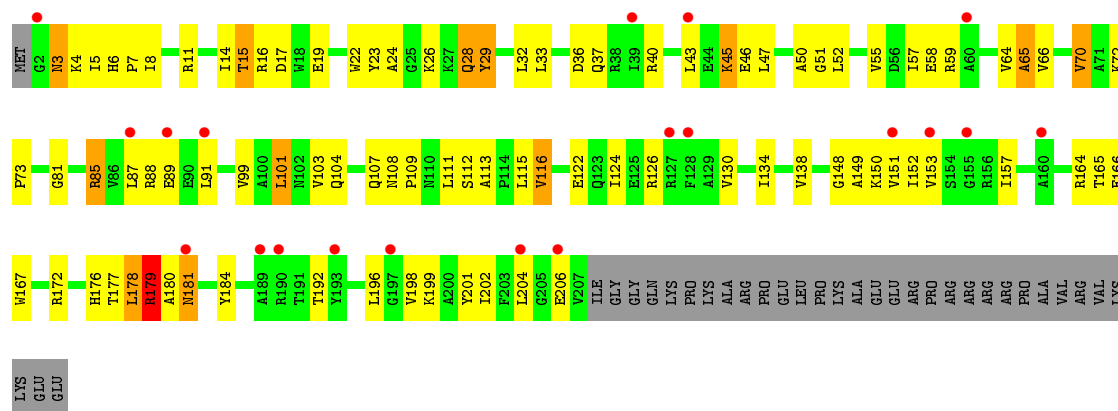


• Molecule 35: 30S ribosomal protein S2

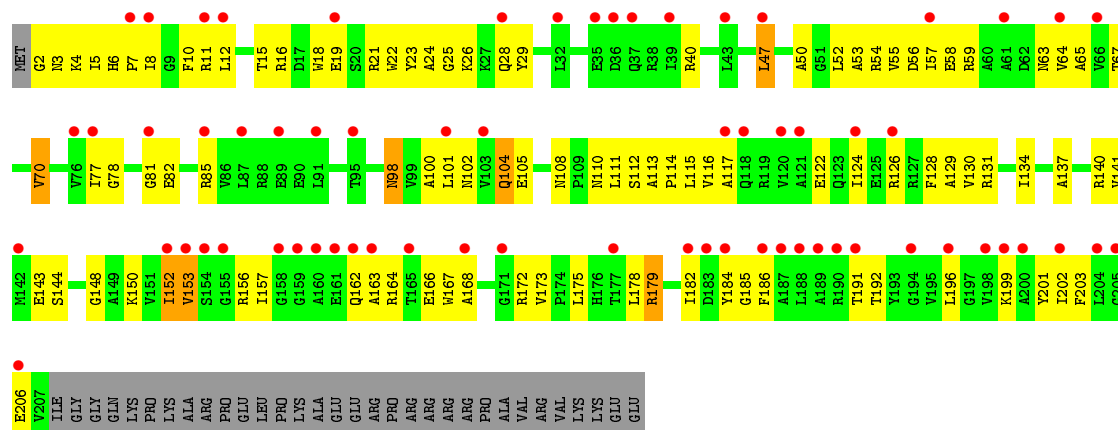




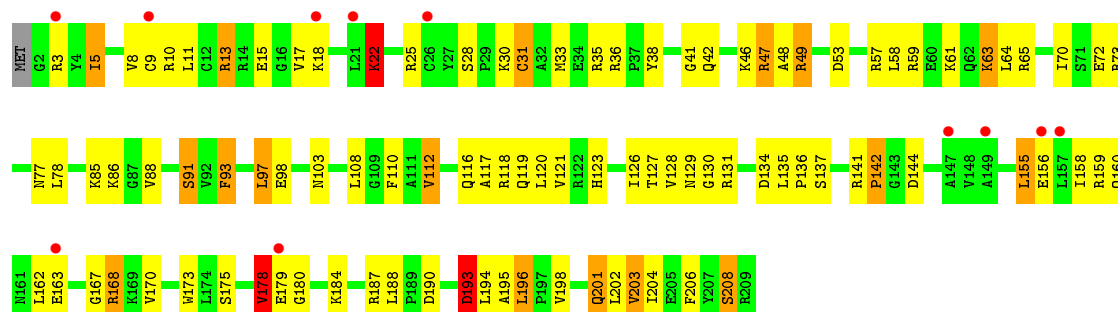
• Molecule 36: 30S ribosomal protein S3



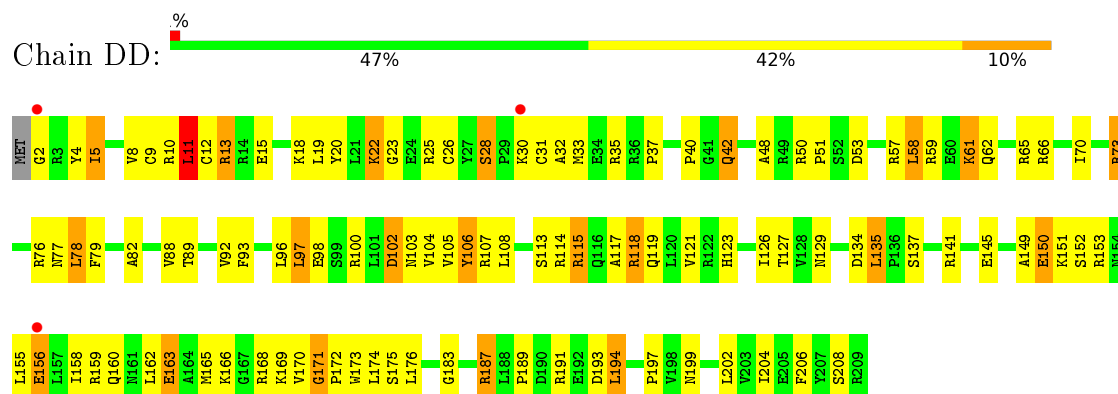
• Molecule 36: 30S ribosomal protein S3



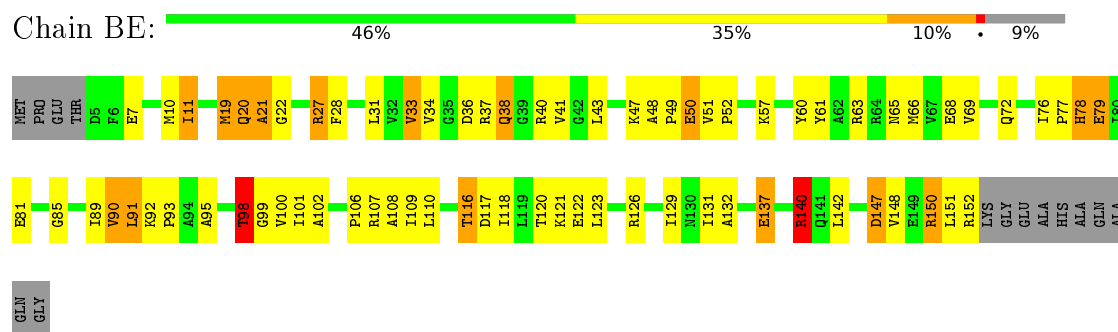
• Molecule 37: 30S ribosomal protein S4



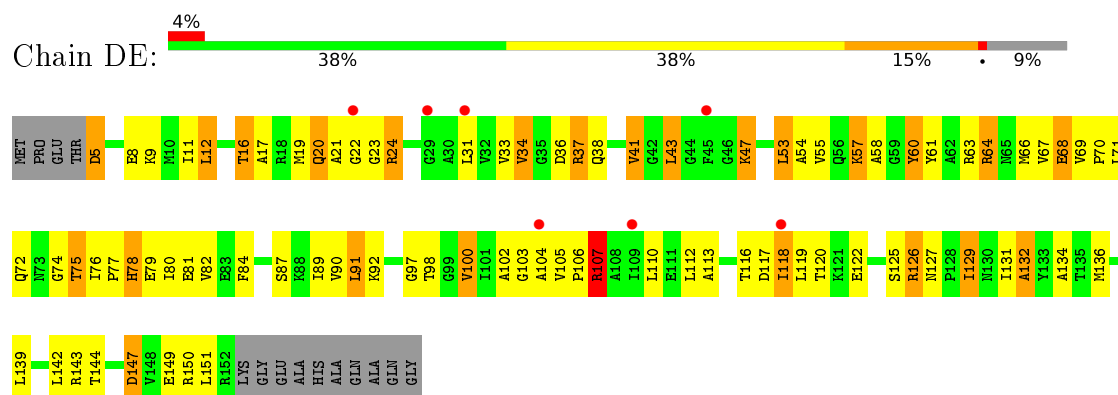
- Molecule 37: 30S ribosomal protein S4




- Molecule 38: 30S ribosomal protein S5



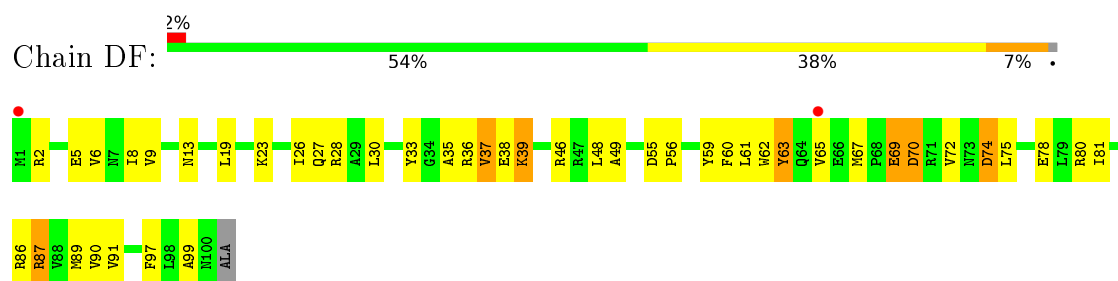
- Molecule 38: 30S ribosomal protein S5



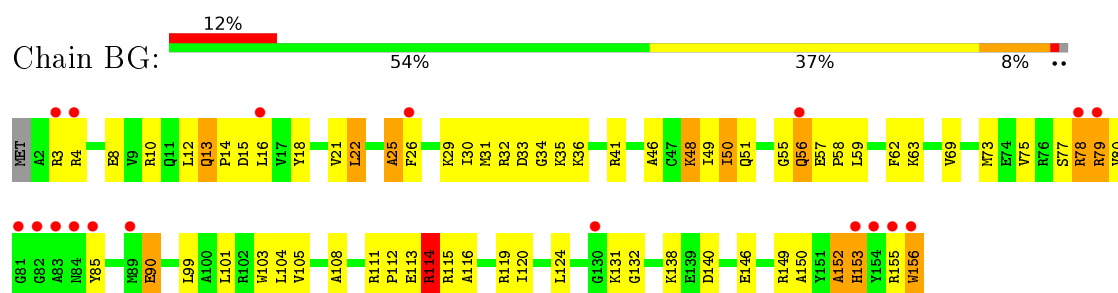
- Molecule 39: 30S ribosomal protein S6



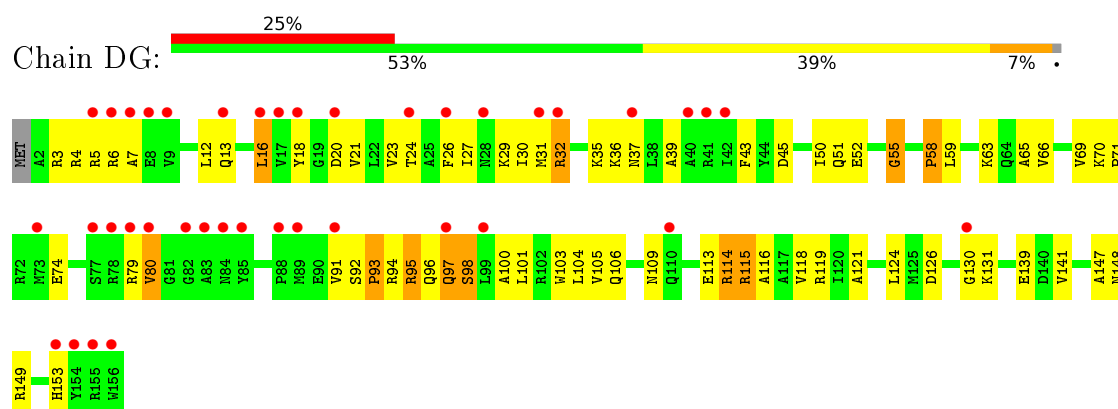
- Molecule 39: 30S ribosomal protein S6



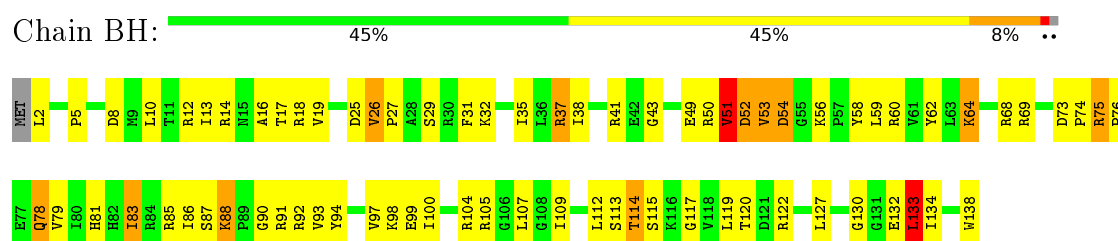
- Molecule 40: 30S ribosomal protein S7



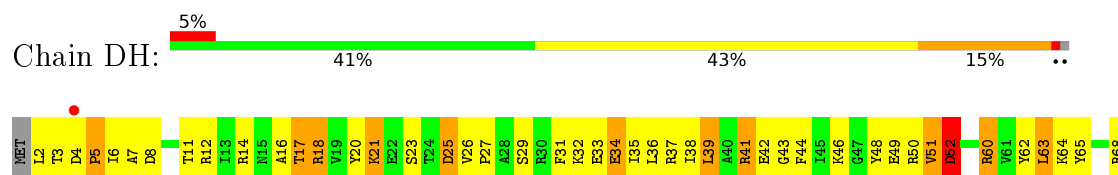
- Molecule 40: 30S ribosomal protein S7

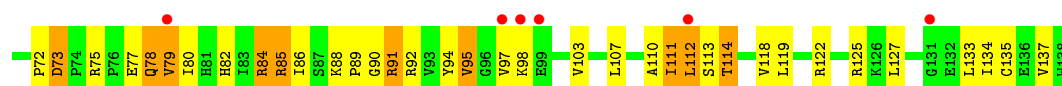


- Molecule 41: 30S ribosomal protein S8

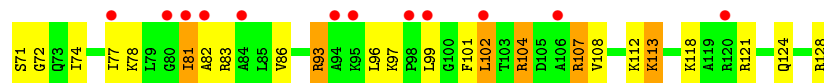


- Molecule 41: 30S ribosomal protein S8

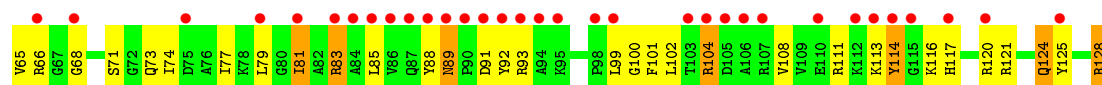
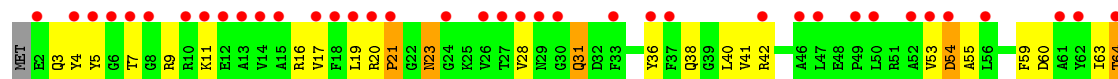




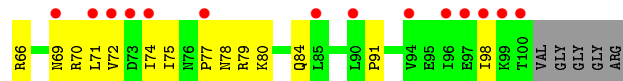
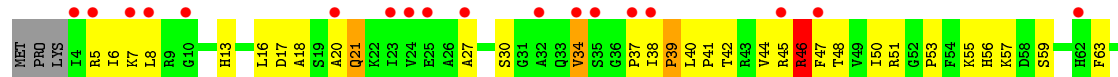
- Molecule 42: 30S ribosomal protein S9



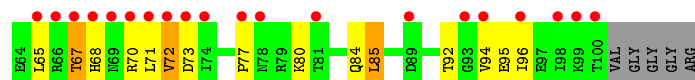
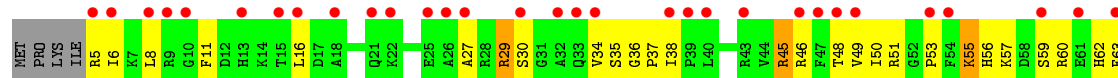
- Molecule 42: 30S ribosomal protein S9



- Molecule 43: 30S ribosomal protein S10

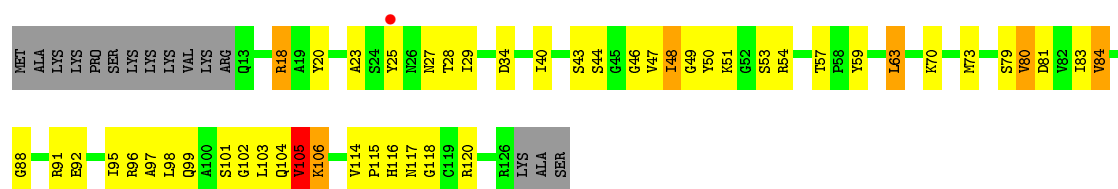


- Molecule 43: 30S ribosomal protein S10

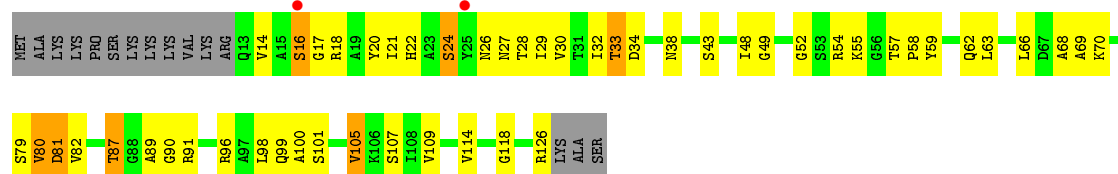


- Molecule 44: 30S ribosomal protein S11

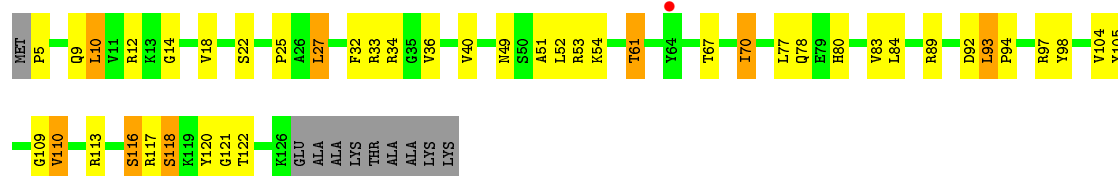




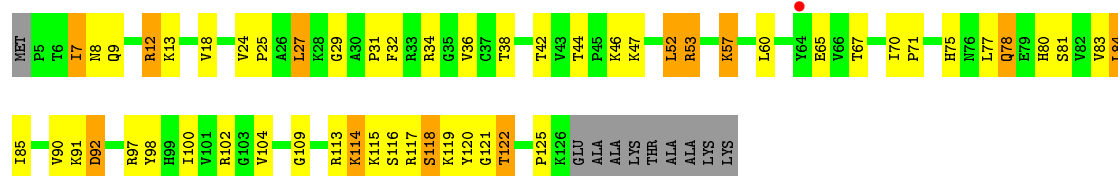
• Molecule 44: 30S ribosomal protein S11



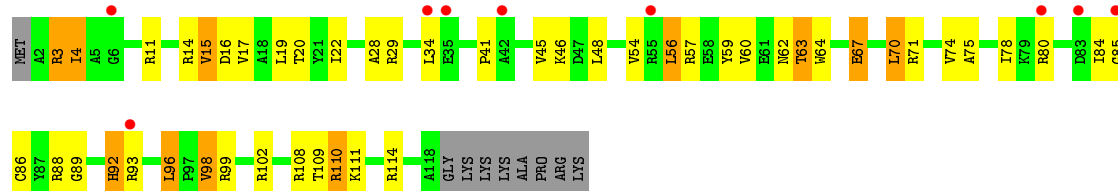
• Molecule 45: 30S ribosomal protein S12



• Molecule 45: 30S ribosomal protein S12

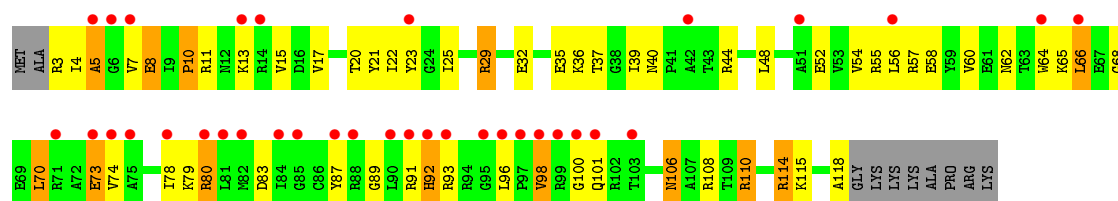


• Molecule 46: 30S ribosomal protein S13



• Molecule 46: 30S ribosomal protein S13

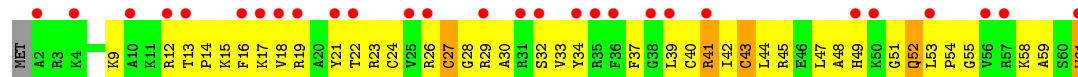




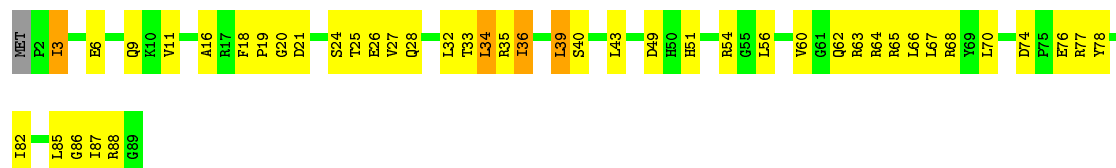
- Molecule 47: 30S ribosomal protein S14 type Z



- Molecule 47: 30S ribosomal protein S14 type Z



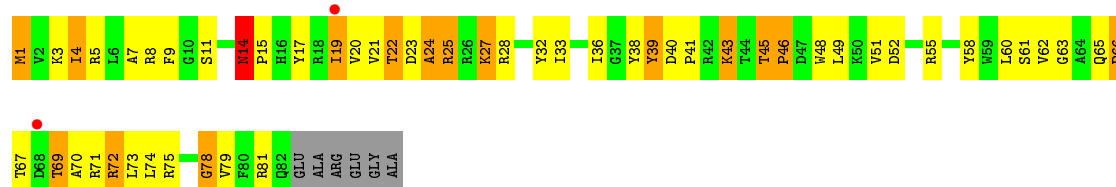
- Molecule 48: 30S ribosomal protein S15



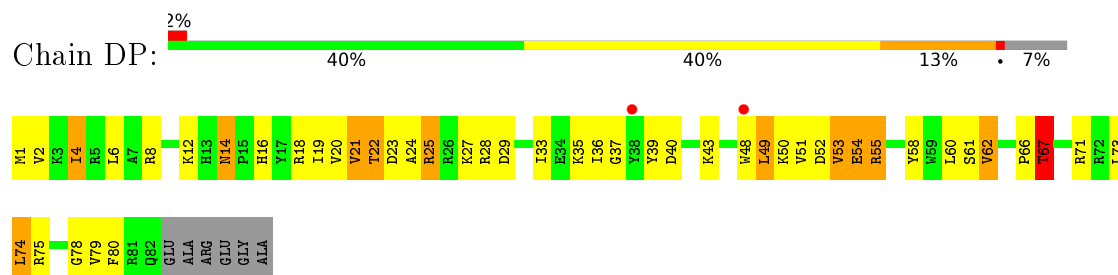
- Molecule 48: 30S ribosomal protein S15



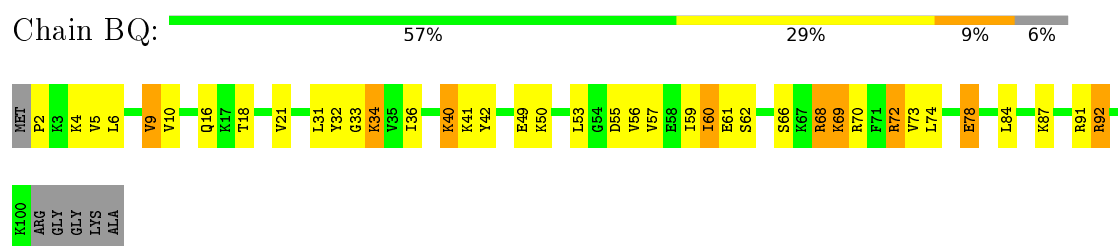
- Molecule 49: 30S ribosomal protein S16



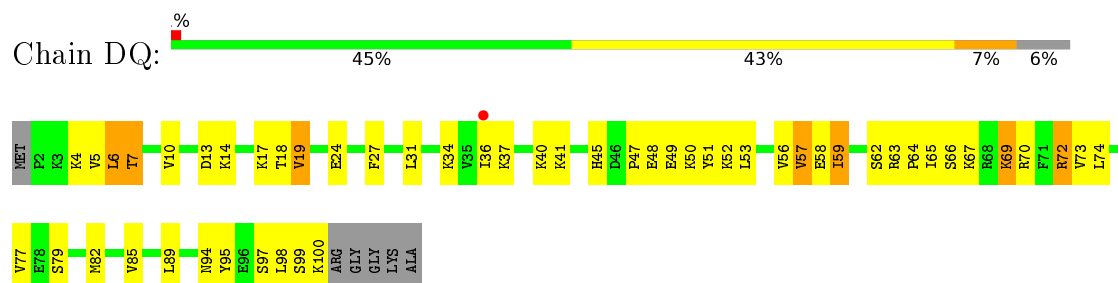
- Molecule 49: 30S ribosomal protein S16



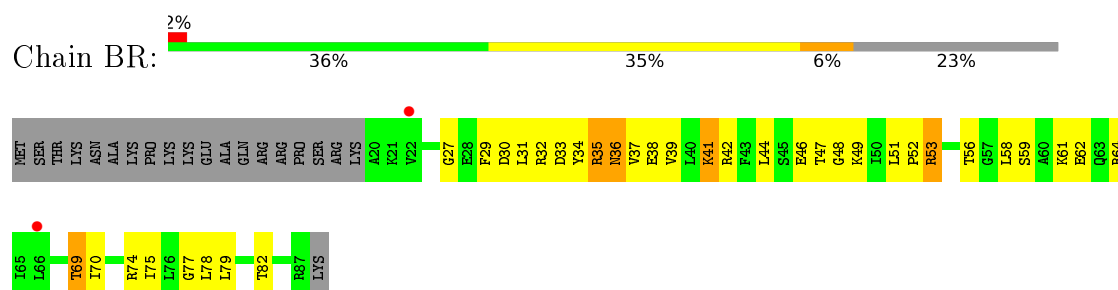
- Molecule 50: 30S ribosomal protein S17



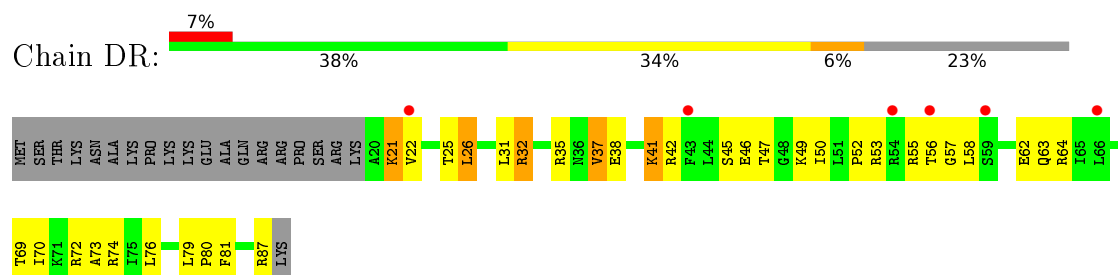
- Molecule 50: 30S ribosomal protein S17



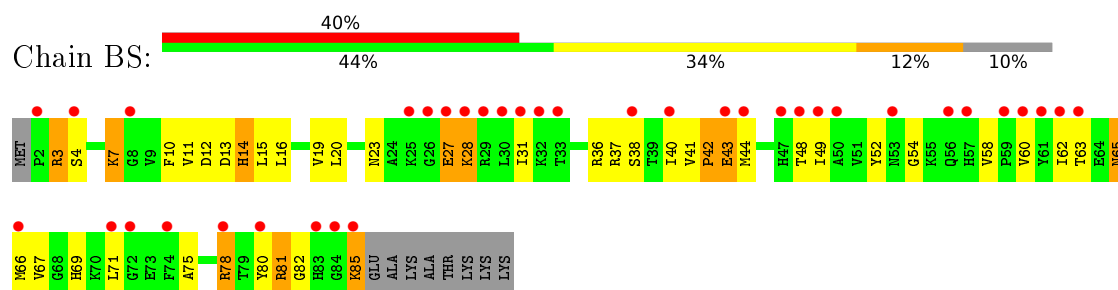
- Molecule 51: 30S ribosomal protein S18



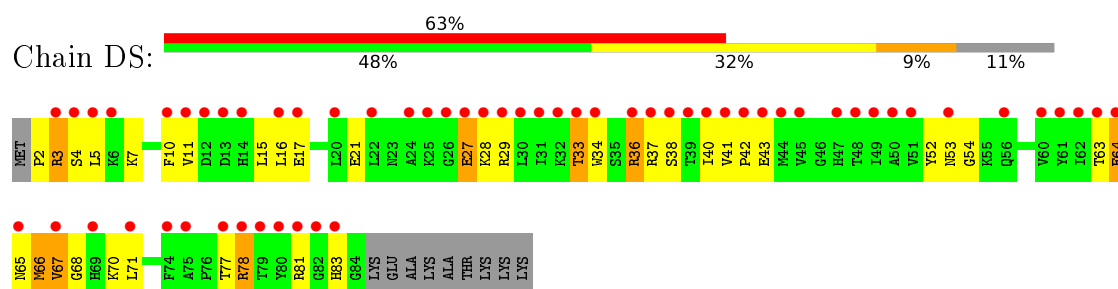
- Molecule 51: 30S ribosomal protein S18



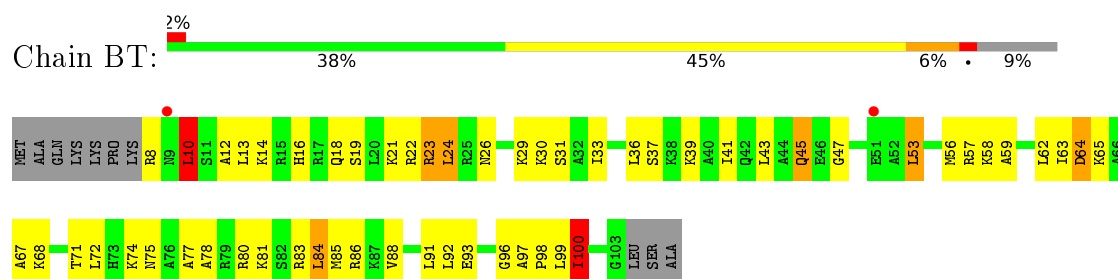
- Molecule 52: 30S ribosomal protein S19



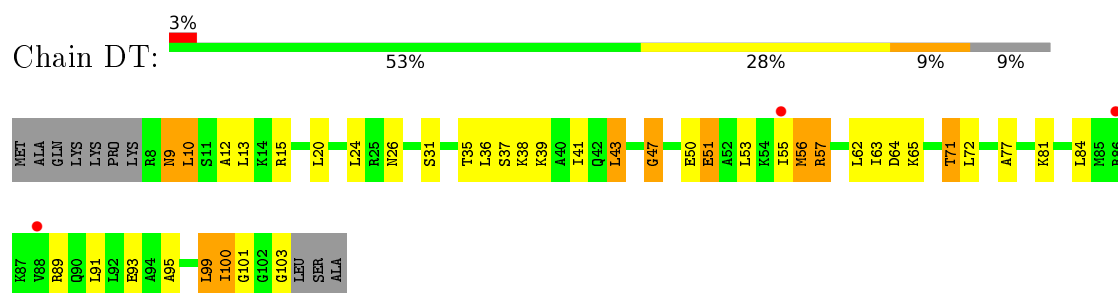
- Molecule 52: 30S ribosomal protein S19




- Molecule 53: 30S ribosomal protein S20



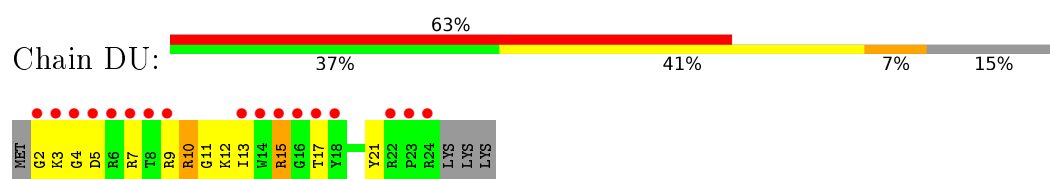
- Molecule 53: 30S ribosomal protein S20



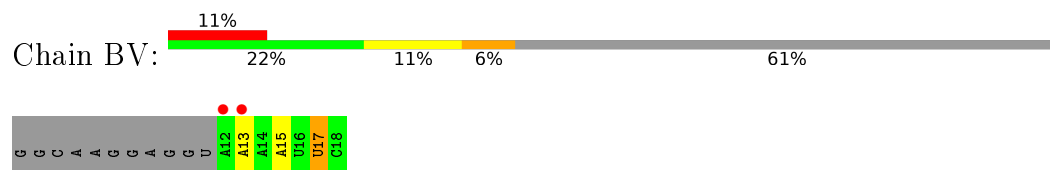
- Molecule 54: 30S ribosomal protein Thx



- Molecule 54: 30S ribosomal protein Thx



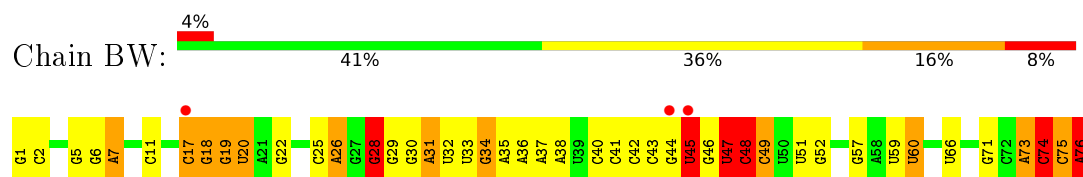
- Molecule 55: mRNA



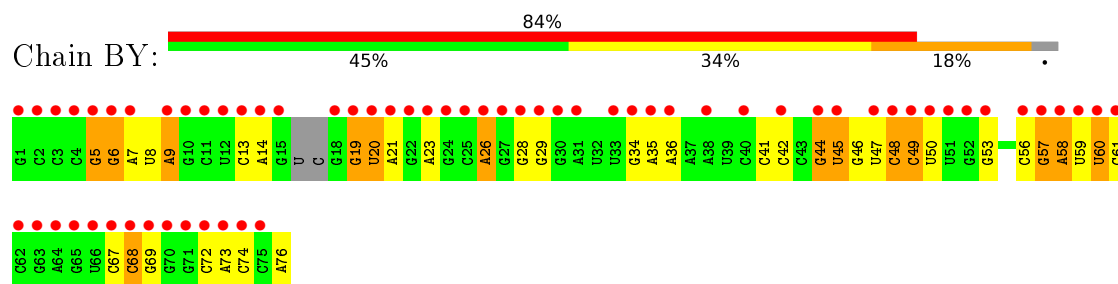
- Molecule 55: mRNA




- Molecule 56: P-site tRNA



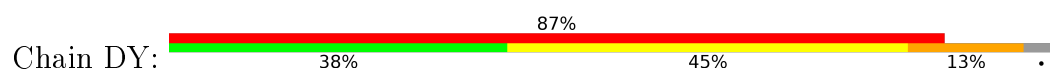
- Molecule 56: P-site tRNA

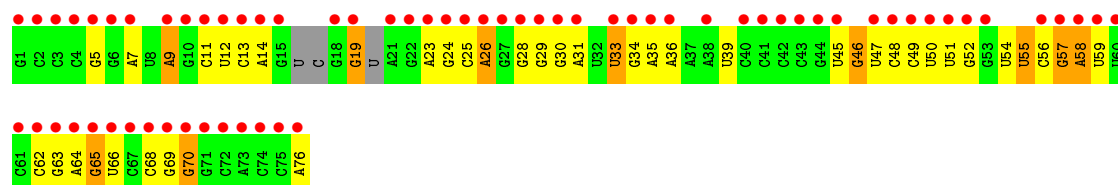


- Molecule 56: P-site tRNA

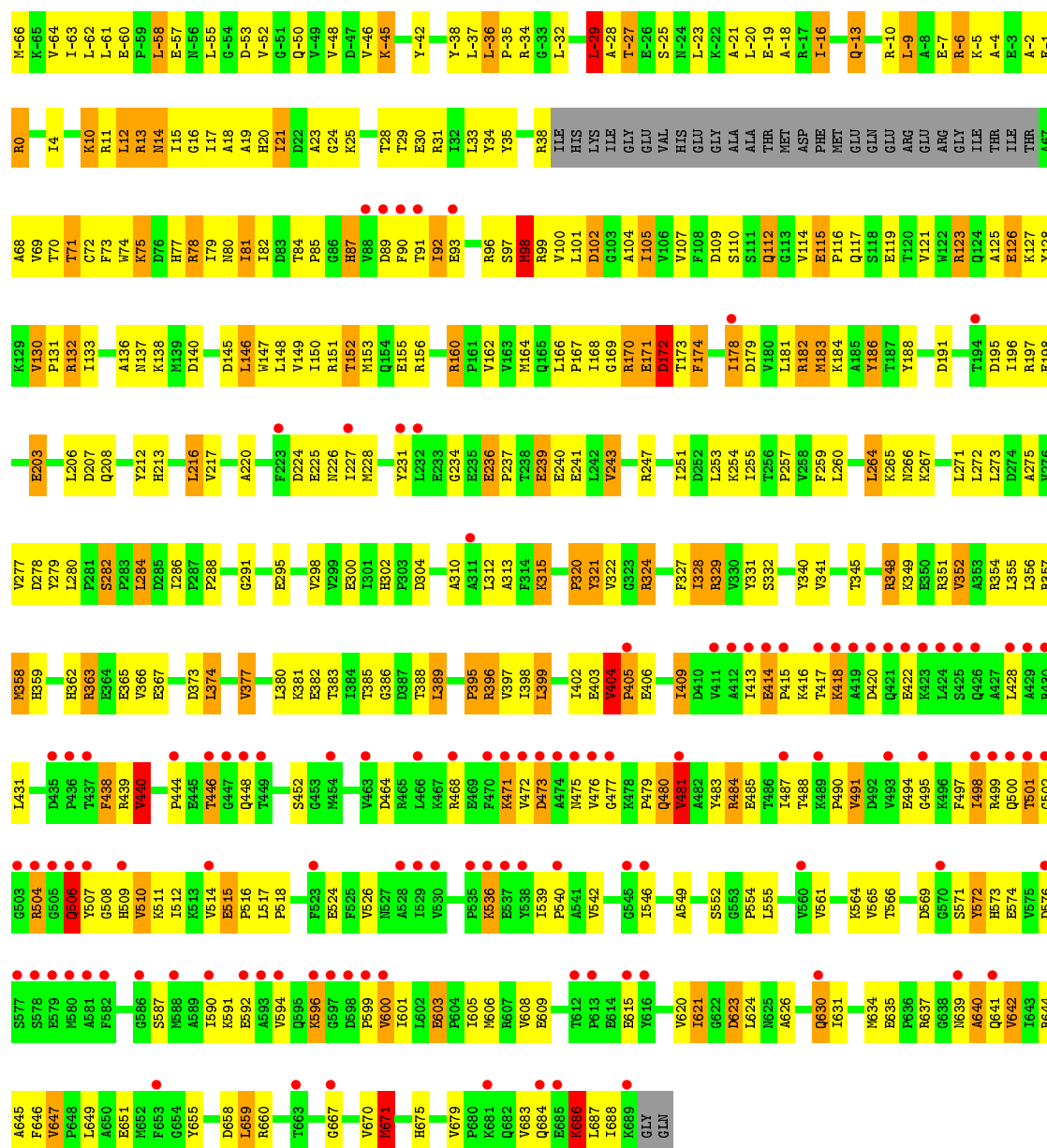


- Molecule 56: P-site tRNA



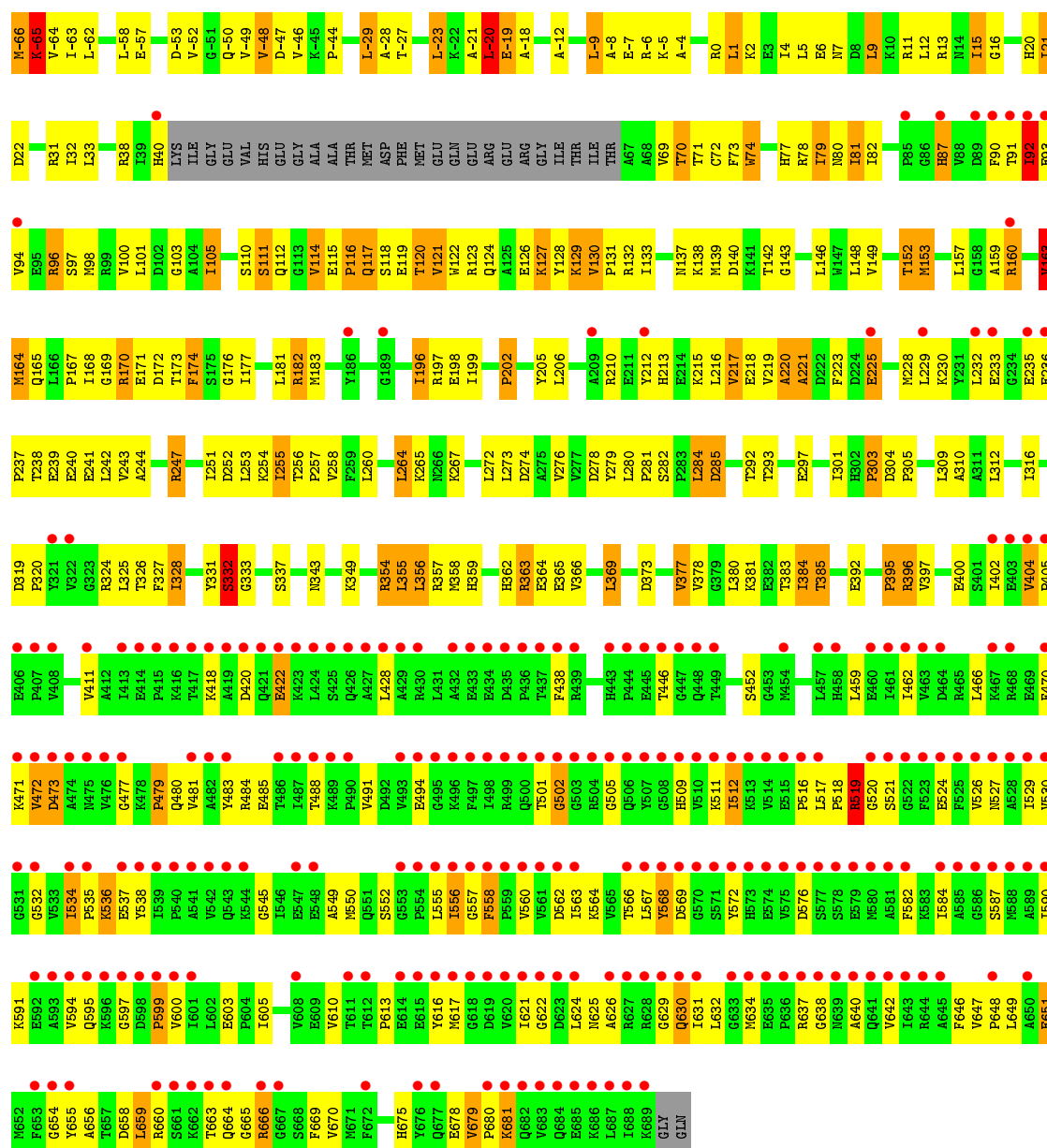


- Molecule 57: 50S ribosomal protein L9,Elongation factor G





- Molecule 57: 50S ribosomal protein L9,Elongation factor G






● Molecule 58: Dityromycin

Chain BX: 



● Molecule 58: Dityromycin

Chain DX: 



4 Data and refinement statistics

Property	Value	Source
Space group	P 21 21 21	Depositor
Cell constants a, b, c, α , β , γ	209.84Å 450.58Å 623.43Å 90.00° 90.00° 90.00°	Depositor
Resolution (Å)	49.81 – 2.80 49.80 – 2.80	Depositor EDS
% Data completeness (in resolution range)	94.5 (49.81-2.80) 94.5 (49.80-2.80)	Depositor EDS
R_{merge}	0.13	Depositor
R_{sym}	(Not available)	Depositor
$\langle I/\sigma(I) \rangle$ ¹	1.61 (at 2.81Å)	Xtriage
Refinement program	PHENIX (PHENIX.REFINE: 1.8.2_1309)	Depositor
R, R_{free}	0.209 , 0.264 (Not available) , (Not available)	Depositor DCC
R_{free} test set	NotAvailable	DCC
Wilson B-factor (Å ²)	56.0	Xtriage
Anisotropy	0.111	Xtriage
Bulk solvent k_{sol} (e/Å ³), B_{sol} (Å ²)	0.27 , 73.3	EDS
L-test for twinning ²	$\langle L \rangle = 0.47$, $\langle L^2 \rangle = 0.30$	Xtriage
Estimated twinning fraction	No twinning to report.	Xtriage
F_o, F_c correlation	0.93	EDS
Total number of atoms	310038	wwPDB-VP
Average B, all atoms (Å ²)	79.0	wwPDB-VP

Xtriage's analysis on translational NCS is as follows: *The largest off-origin peak in the Patterson function is 1.56% of the height of the origin peak. No significant pseudotranslation is detected.*

¹Intensities estimated from amplitudes.

²Theoretical values of $\langle |L| \rangle$, $\langle L^2 \rangle$ for acentric reflections are 0.5, 0.375 respectively for untwinned datasets, and 0.333, 0.2 for perfectly twinned datasets.

5 Model quality ⓘ

5.1 Standard geometry ⓘ

Bond lengths and bond angles in the following residue types are not validated in this section: 5MU, GDP, ZN, MIA, 7MG, SF4, 2QZ, MG, 2QY, MVA, 004, 4SU, 2R3, 2R1, PSU

The Z score for a bond length (or angle) is the number of standard deviations the observed value is removed from the expected value. A bond length (or angle) with $|Z| > 5$ is considered an outlier worth inspection. RMSZ is the root-mean-square of all Z scores of the bond lengths (or angles).

Mol	Chain	Bond lengths		Bond angles	
		RMSZ	$\# Z > 5$	RMSZ	$\# Z > 5$
1	AA	1.41	444/69281 (0.6%)	2.07	3848/108144 (3.6%)
1	CA	1.00	75/69179 (0.1%)	1.66	1653/107984 (1.5%)
2	AB	1.17	7/2878 (0.2%)	1.92	120/4490 (2.7%)
2	CB	0.66	0/2878	1.33	24/4490 (0.5%)
3	AC	0.34	0/1083	0.65	0/1460
3	CC	0.34	0/1083	0.65	0/1460
4	AD	0.94	2/2186 (0.1%)	1.04	5/2944 (0.2%)
4	CD	0.74	0/2192	0.95	6/2951 (0.2%)
5	AE	0.93	0/1592	1.08	2/2149 (0.1%)
5	CE	0.72	0/1592	0.91	1/2149 (0.0%)
6	AF	0.91	2/1619 (0.1%)	1.01	4/2193 (0.2%)
6	CF	0.63	0/1615	0.83	1/2188 (0.0%)
7	AG	0.60	0/1450	0.83	2/1959 (0.1%)
7	CG	0.36	0/1449	0.62	0/1958
8	AH	0.84	0/1356	0.96	1/1834 (0.1%)
8	CH	0.49	0/1356	0.67	0/1834
9	AK	0.34	0/640	0.67	0/889
9	CK	0.28	0/640	0.61	0/889
10	AL	0.31	0/503	0.54	0/673
10	CL	0.34	0/503	0.60	0/673
11	AN	0.95	0/1144	1.01	3/1543 (0.2%)
11	CN	0.61	0/1144	0.81	0/1543
12	AO	0.91	1/943 (0.1%)	1.02	3/1269 (0.2%)
12	CO	0.77	0/943	0.87	0/1269
13	AP	0.85	0/1156	1.03	4/1537 (0.3%)
13	CP	0.57	0/1152	0.87	2/1533 (0.1%)
14	AQ	0.91	0/1143	0.97	2/1527 (0.1%)
14	CQ	0.64	0/1143	0.82	1/1527 (0.1%)
15	AR	0.90	0/982	1.07	4/1312 (0.3%)
15	CR	0.65	0/982	0.88	1/1312 (0.1%)
16	AS	0.76	0/887	0.95	1/1180 (0.1%)
16	CS	0.49	0/880	0.74	0/1172

Mol	Chain	Bond lengths		Bond angles	
		RMSZ	# Z >5	RMSZ	# Z >5
17	AT	0.89	0/1105	1.02	3/1477 (0.2%)
17	CT	0.65	0/1097	0.89	1/1468 (0.1%)
18	AU	1.11	3/977 (0.3%)	1.05	1/1301 (0.1%)
18	CU	0.69	1/977 (0.1%)	0.79	0/1301
19	AV	0.98	0/782	1.08	2/1049 (0.2%)
19	CV	0.58	0/782	0.79	0/1049
20	AW	1.10	2/897 (0.2%)	1.09	7/1205 (0.6%)
20	CW	0.80	0/897	0.92	0/1205
21	AX	0.96	0/764	0.99	0/1025
21	CX	0.67	0/764	0.83	1/1025 (0.1%)
22	AY	0.88	0/819	0.97	0/1095
22	CY	0.56	0/819	0.72	0/1095
23	AZ	0.72	1/1483 (0.1%)	0.93	4/2017 (0.2%)
23	CZ	0.45	0/1483	0.73	0/2017
24	A0	0.87	0/616	1.05	1/821 (0.1%)
24	C0	0.60	0/616	0.76	0/821
25	A1	0.87	0/762	0.92	0/1014
25	C1	0.67	0/762	0.89	1/1014 (0.1%)
26	A2	0.79	0/590	0.93	1/781 (0.1%)
26	C2	0.59	0/590	0.73	0/781
27	A3	1.01	0/474	1.06	0/635
27	C3	0.57	0/469	0.81	0/630
28	A4	0.50	0/571	0.72	0/768
28	C4	0.35	0/545	0.59	0/737
29	A5	0.99	0/469	1.05	0/635
29	C5	0.76	1/469 (0.2%)	0.86	0/635
30	A6	0.95	0/460	1.03	1/613 (0.2%)
30	C6	0.71	0/456	0.81	1/608 (0.2%)
31	A7	0.99	0/426	1.11	3/561 (0.5%)
31	C7	0.77	0/426	0.99	1/561 (0.2%)
32	A8	0.95	0/525	0.94	0/691
32	C8	0.63	0/525	0.82	0/691
33	A9	0.98	0/310	1.05	0/407
33	C9	0.64	0/310	0.80	0/407
34	BA	0.77	3/35976 (0.0%)	1.42	439/56145 (0.8%)
34	DA	0.68	1/36119 (0.0%)	1.30	238/56370 (0.4%)
35	BB	0.45	0/1881	0.69	1/2542 (0.0%)
35	DB	0.38	0/1860	0.66	0/2518
36	BC	0.40	0/1576	0.61	0/2130
36	DC	0.35	0/1568	0.55	0/2122
37	BD	0.49	0/1689	0.71	0/2267
37	DD	0.51	0/1708	0.73	1/2289 (0.0%)
38	BE	0.60	0/1145	0.79	0/1543

Mol	Chain	Bond lengths		Bond angles	
		RMSZ	# Z >5	RMSZ	# Z >5
38	DE	0.51	0/1149	0.77	0/1548
39	BF	0.50	0/825	0.77	0/1118
39	DF	0.51	0/833	0.72	0/1128
40	BG	0.43	0/1250	0.60	0/1679
40	DG	0.35	0/1254	0.58	0/1683
41	BH	0.55	0/1108	0.76	0/1494
41	DH	0.45	0/1108	0.75	1/1494 (0.1%)
42	BI	0.44	0/1005	0.64	0/1350
42	DI	0.34	0/997	0.56	0/1343
43	BJ	0.39	0/722	0.71	2/982 (0.2%)
43	DJ	0.34	0/727	0.59	0/988
44	BK	0.56	0/848	0.72	0/1149
44	DK	0.48	0/848	0.63	0/1149
45	BL	0.65	0/946	0.79	0/1274
45	DL	0.64	0/946	0.84	1/1274 (0.1%)
46	BM	0.42	0/933	0.67	0/1253
46	DM	0.30	0/917	0.52	0/1234
47	BN	0.45	0/501	0.67	0/664
47	DN	0.33	0/501	0.60	0/664
48	BO	0.57	0/739	0.74	0/985
48	DO	0.50	0/739	0.70	0/985
49	BP	0.55	0/697	0.81	1/939 (0.1%)
49	DP	0.49	0/693	0.72	0/935
50	BQ	0.58	0/836	0.78	0/1117
50	DQ	0.51	0/836	0.72	0/1117
51	BR	0.55	0/560	0.83	0/746
51	DR	0.48	0/560	0.70	0/746
52	BS	0.34	0/676	0.59	0/911
52	DS	0.31	0/661	0.66	0/893
53	BT	0.50	0/730	0.81	0/965
53	DT	0.46	0/733	0.72	0/969
54	BU	0.42	0/203	0.69	0/266
54	DU	0.38	0/203	0.59	0/266
55	BV	0.64	0/165	1.06	0/254
55	DV	0.54	0/137	1.11	0/211
56	BW	0.86	0/1650	1.64	45/2569 (1.8%)
56	BY	0.42	0/1602	0.95	1/2493 (0.0%)
56	DW	0.65	0/1650	1.29	7/2569 (0.3%)
56	DY	0.35	0/1579	0.86	0/2455
57	BZ	0.49	0/5763	0.72	1/7804 (0.0%)
57	DZ	0.45	0/5784	0.69	1/7835 (0.0%)
58	BX	0.67	0/20	0.66	0/23
58	DX	0.70	0/20	1.43	0/23

Mol	Chain	Bond lengths		Bond angles	
		RMSZ	# Z >5	RMSZ	# Z >5
All	All	0.95	543/329767 (0.2%)	1.50	6455/491645 (1.3%)

Chiral center outliers are detected by calculating the chiral volume of a chiral center and verifying if the center is modelled as a planar moiety or with the opposite hand. A planarity outlier is detected by checking planarity of atoms in a peptide group, atoms in a mainchain group or atoms of a sidechain that are expected to be planar.

Mol	Chain	#Chirality outliers	#Planarity outliers
5	AE	0	1
6	AF	0	1
19	AV	0	1
35	BB	0	1
57	DZ	0	1
58	BX	0	1
All	All	0	6

All (543) bond length outliers are listed below:

Mol	Chain	Res	Type	Atoms	Z	Observed(Å)	Ideal(Å)
1	AA	1067	A	N9-C4	-15.28	1.28	1.37
1	AA	354	A	N9-C4	-13.92	1.29	1.37
1	AA	2299	A	N9-C4	-13.50	1.29	1.37
1	AA	1188	A	N9-C4	-13.32	1.29	1.37
1	AA	990	A	N9-C4	-11.81	1.30	1.37
1	CA	528	A	N9-C4	-11.59	1.30	1.37
1	AA	978	A	N9-C4	-10.98	1.31	1.37
1	AA	553	A	C5-C6	-10.92	1.31	1.41
1	AA	1249	A	N9-C4	-10.80	1.31	1.37
4	AD	28	GLU	CG-CD	10.52	1.67	1.51
1	AA	830	A	N7-C5	-10.46	1.32	1.39
1	AA	2065	C	N1-C6	-10.08	1.31	1.37
1	CA	945	A	N9-C4	-9.81	1.31	1.37
1	AA	990	A	N7-C5	-9.50	1.33	1.39
1	AA	1157	A	N9-C4	-9.17	1.32	1.37
1	AA	195	U	C2-N3	-9.10	1.31	1.37
1	AA	1067	A	N3-C4	-8.92	1.29	1.34
1	AA	1745	A	N3-C4	-8.79	1.29	1.34
1	AA	2299	A	N3-C4	-8.70	1.29	1.34
1	CA	945	A	N3-C4	-8.68	1.29	1.34
1	CA	2617	C	N1-C6	-8.66	1.31	1.37
4	AD	28	GLU	CB-CG	8.54	1.68	1.52
1	AA	553	A	N7-C5	-8.53	1.34	1.39

Continued on next page...

Continued from previous page...

Mol	Chain	Res	Type	Atoms	Z	Observed(Å)	Ideal(Å)
1	AA	1718	U	C4-O4	-8.31	1.17	1.23
1	CA	1021	A	N9-C4	-8.29	1.32	1.37
1	AA	1679	A	N3-C4	-8.15	1.29	1.34
1	AA	2520	G	C6-N1	-8.05	1.33	1.39
1	AA	555	G	N9-C8	8.02	1.43	1.37
1	CA	2441	C	N1-C6	-7.98	1.32	1.37
1	AA	2047	C	N3-C4	-7.96	1.28	1.33
1	AA	978	A	N3-C4	-7.91	1.30	1.34
1	AA	751	G	C5-C4	-7.82	1.32	1.38
1	AA	2298	A	N7-C5	-7.80	1.34	1.39
1	AA	1321	A	N7-C5	-7.79	1.34	1.39
1	CA	2287	A	N9-C4	-7.78	1.33	1.37
1	AA	1605	A	C5-C6	-7.75	1.34	1.41
34	BA	900	A	N9-C4	-7.70	1.33	1.37
1	AA	2803	A	N9-C4	7.66	1.42	1.37
1	CA	330	A	N9-C4	-7.55	1.33	1.37
1	CA	2442	C	N1-C6	-7.54	1.32	1.37
1	CA	1365	A	N7-C5	-7.48	1.34	1.39
1	AA	43	A	N9-C4	-7.45	1.33	1.37
1	AA	1311	A	N9-C4	-7.45	1.33	1.37
1	AA	593	G	C6-O6	-7.44	1.17	1.24
1	AA	990	A	N1-C2	7.44	1.41	1.34
1	AA	356	A	N9-C4	-7.41	1.33	1.37
1	AA	746	A	N9-C4	-7.40	1.33	1.37
1	AA	874	U	N1-C2	-7.38	1.31	1.38
1	AA	1605	A	N9-C4	-7.37	1.33	1.37
1	AA	2869	G	N7-C5	-7.32	1.34	1.39
1	AA	1068	G	N9-C4	-7.30	1.32	1.38
1	AA	831	A	C5-C4	-7.29	1.33	1.38
1	AA	125	A	C6-N6	-7.28	1.28	1.33
1	AA	978	A	N9-C8	7.24	1.43	1.37
1	CA	980	A	N9-C4	-7.23	1.33	1.37
1	AA	598	A	N7-C5	-7.22	1.34	1.39
1	AA	52	A	N3-C4	-7.22	1.30	1.34
1	CA	1698	A	N9-C4	-7.22	1.33	1.37
1	AA	1617	A	C5-C6	-7.18	1.34	1.41
1	AA	593	G	N7-C5	-7.13	1.34	1.39
1	AA	1727	U	C4-O4	-7.13	1.18	1.23
1	AA	593	G	C6-N1	-7.11	1.34	1.39
1	AA	593	G	C5-C6	-7.09	1.35	1.42
1	AA	897	C	N3-C4	-7.08	1.28	1.33
1	AA	491	G	C6-N1	-7.08	1.34	1.39

Continued on next page...

Continued from previous page...

Mol	Chain	Res	Type	Atoms	Z	Observed(Å)	Ideal(Å)
1	AA	333	G	N1-C2	-7.05	1.32	1.37
1	AA	1011	G	C6-N1	-7.04	1.34	1.39
1	AA	1371	G	N9-C8	-7.03	1.32	1.37
1	AA	601	A	N9-C4	-7.02	1.33	1.37
1	AA	254	A	C5-C6	-7.01	1.34	1.41
1	AA	2063	U	C2-O2	-6.97	1.16	1.22
1	AA	499	G	C6-N1	-6.96	1.34	1.39
1	AA	1188	A	N3-C4	-6.96	1.30	1.34
1	AA	990	A	N3-C4	-6.96	1.30	1.34
1	AA	990	A	C5-C4	6.96	1.43	1.38
1	AA	1723	A	N9-C4	-6.94	1.33	1.37
1	AA	818	G	N1-C2	-6.94	1.32	1.37
1	AA	1422	C	N3-C4	-6.94	1.29	1.33
1	AA	580	U	C4-O4	-6.92	1.18	1.23
1	AA	2302	G	C6-N1	-6.91	1.34	1.39
1	CA	1698	A	N3-C4	-6.90	1.30	1.34
1	AA	1664	A	N3-C4	-6.86	1.30	1.34
1	AA	1354	A	N7-C5	-6.85	1.35	1.39
1	AA	862	C	N1-C6	-6.85	1.33	1.37
1	AA	476	G	C6-N1	-6.84	1.34	1.39
1	AA	2082	A	N9-C8	-6.82	1.32	1.37
1	AA	553	A	N3-C4	-6.78	1.30	1.34
1	AA	598	A	N9-C4	-6.78	1.33	1.37
1	AA	1721	G	N7-C5	-6.77	1.35	1.39
1	AA	1711	A	N9-C4	-6.77	1.33	1.37
18	AU	69	CYS	CB-SG	-6.75	1.70	1.82
1	AA	2068	G	N7-C5	-6.73	1.35	1.39
1	AA	2104	A	N9-C4	-6.72	1.33	1.37
1	AA	2730	G	N9-C4	6.72	1.43	1.38
1	AA	1293	A	N3-C4	-6.71	1.30	1.34
1	AA	1010	C	C2-N3	-6.67	1.30	1.35
1	AA	2373	A	N9-C4	-6.66	1.33	1.37
20	AW	41	LYS	CE-NZ	6.66	1.65	1.49
1	AA	527	A	N3-C4	-6.65	1.30	1.34
1	AA	2569	G	C5-C4	-6.63	1.33	1.38
1	AA	2737	C	N1-C6	-6.62	1.33	1.37
1	CA	678	C	N3-C4	-6.60	1.29	1.33
1	AA	978	A	C5-C6	-6.59	1.35	1.41
1	AA	819	C	N3-C4	-6.57	1.29	1.33
1	AA	1383	G	C5-C4	-6.56	1.33	1.38
1	AA	555	G	C2-N3	-6.55	1.27	1.32
1	AA	424	G	N1-C2	-6.55	1.32	1.37

Continued on next page...

Continued from previous page...

Mol	Chain	Res	Type	Atoms	Z	Observed(Å)	Ideal(Å)
1	AA	827	G	N9-C8	-6.55	1.33	1.37
1	AA	2271	G	C6-N1	-6.54	1.34	1.39
1	AA	251	A	N9-C4	-6.54	1.33	1.37
1	CA	788	A	N9-C4	6.52	1.41	1.37
1	AA	1321	A	N9-C8	-6.51	1.32	1.37
1	AA	1790	A	N7-C5	-6.51	1.35	1.39
1	AA	506	A	N7-C5	-6.50	1.35	1.39
1	AA	1292	A	N3-C4	-6.50	1.30	1.34
1	AA	539	A	N3-C4	-6.50	1.30	1.34
1	AA	195	U	N3-C4	-6.50	1.32	1.38
1	AA	475	A	N9-C4	-6.48	1.33	1.37
1	AA	603	C	N1-C6	-6.47	1.33	1.37
1	AA	185	A	C6-N1	-6.47	1.31	1.35
1	AA	1068	G	N3-C4	-6.47	1.30	1.35
1	CA	571	A	N9-C4	-6.45	1.33	1.37
12	AO	24	VAL	CA-CB	6.44	1.68	1.54
1	AA	521	G	N7-C5	-6.44	1.35	1.39
1	CA	1373	A	N9-C4	-6.43	1.33	1.37
1	AA	1010	C	N1-C6	-6.43	1.33	1.37
1	AA	1283	A	N7-C5	-6.43	1.35	1.39
20	AW	20	VAL	CB-CG2	-6.43	1.39	1.52
1	AA	2400	A	N9-C4	-6.42	1.33	1.37
1	AA	2730	G	N7-C5	-6.42	1.35	1.39
1	AA	139	A	N9-C4	-6.41	1.34	1.37
1	AA	1324	A	N9-C4	-6.41	1.34	1.37
1	AA	2880	C	N3-C4	-6.41	1.29	1.33
1	AA	597	C	N1-C6	-6.39	1.33	1.37
1	AA	1353	A	C5-C6	-6.39	1.35	1.41
1	AA	2459	G	C5-C4	-6.38	1.33	1.38
1	AA	2102	G	N9-C8	-6.38	1.33	1.37
1	AA	2010	C	N3-C4	-6.37	1.29	1.33
1	CA	678	C	N1-C2	-6.34	1.33	1.40
1	AA	424	G	C6-N1	-6.33	1.35	1.39
1	AA	2298	A	N3-C4	-6.33	1.31	1.34
1	AA	2630	G	C8-N7	-6.33	1.27	1.30
1	AA	2493	G	N7-C5	-6.32	1.35	1.39
1	AA	434	G	C8-N7	-6.32	1.27	1.30
1	AA	1002	A	N7-C5	-6.32	1.35	1.39
1	CA	1981	A	N3-C4	-6.32	1.31	1.34
1	AA	1300	A	N3-C4	-6.32	1.31	1.34
1	CA	945	A	C5-C6	-6.31	1.35	1.41
1	AA	786	G	C5-C4	-6.30	1.33	1.38

Continued on next page...

Continued from previous page...

Mol	Chain	Res	Type	Atoms	Z	Observed(Å)	Ideal(Å)
1	AA	1850	A	N9-C8	-6.30	1.32	1.37
1	AA	180	A	N7-C5	-6.29	1.35	1.39
1	AA	52	A	N9-C4	-6.27	1.34	1.37
1	AA	1249	A	N3-C4	-6.26	1.31	1.34
1	AA	365	G	N3-C4	-6.26	1.31	1.35
1	AA	597	C	C4-C5	-6.25	1.38	1.43
1	AA	753	A	N9-C4	-6.25	1.34	1.37
1	AA	1412	A	N3-C4	6.24	1.38	1.34
1	AA	727	G	N9-C8	-6.24	1.33	1.37
1	AA	2390	A	N9-C4	-6.24	1.34	1.37
1	AA	2357	G	C5-C6	-6.24	1.36	1.42
1	AA	2516	U	C4-O4	-6.23	1.18	1.23
1	AA	851	A	N9-C4	-6.23	1.34	1.37
1	AA	2582	G	C5-C4	-6.22	1.33	1.38
1	AA	1617	A	N7-C5	-6.21	1.35	1.39
1	AA	2612	A	N3-C4	-6.21	1.31	1.34
1	AA	1038	C	N3-C4	6.21	1.38	1.33
1	AA	464	G	N3-C4	-6.21	1.31	1.35
1	AA	831	A	C5-C6	-6.20	1.35	1.41
1	CA	2437	U	C4-O4	-6.20	1.18	1.23
1	AA	845	G	C2-N3	-6.20	1.27	1.32
1	AA	1424	A	N9-C4	-6.20	1.34	1.37
1	CA	1365	A	C5-C6	-6.19	1.35	1.41
1	AA	1745	A	N9-C4	-6.15	1.34	1.37
1	AA	806	G	C5-C4	-6.12	1.34	1.38
1	AA	478	G	C5-C4	-6.10	1.34	1.38
1	AA	2299	A	C5-C6	-6.08	1.35	1.41
1	AA	21	A	N3-C4	-6.07	1.31	1.34
1	AA	1067	A	C5-C6	-6.07	1.35	1.41
1	AA	2684	G	N3-C4	-6.05	1.31	1.35
1	AA	725	C	C4-N4	-6.05	1.28	1.33
1	CA	211	A	C5-C6	-6.05	1.35	1.41
1	CA	1142(A)	A	N9-C4	-6.04	1.34	1.37
1	AA	2082	A	N9-C4	-6.03	1.34	1.37
1	AA	1723	A	N3-C4	-6.03	1.31	1.34
1	AA	178	G	N9-C8	-6.02	1.33	1.37
1	AA	210	A	N9-C4	-6.02	1.34	1.37
1	AA	2441	G	N9-C8	-6.01	1.33	1.37
1	AA	2467	G	C6-N1	-6.01	1.35	1.39
1	AA	855	G	N1-C2	-6.01	1.32	1.37
1	AA	1030	A	N3-C4	-6.01	1.31	1.34
1	AA	1702	A	N3-C4	-6.01	1.31	1.34

Continued on next page...

Continued from previous page...

Mol	Chain	Res	Type	Atoms	Z	Observed(Å)	Ideal(Å)
1	AA	125	A	C5-C6	-6.00	1.35	1.41
1	AA	2029	C	N1-C6	-6.00	1.33	1.37
1	AA	509	A	N7-C5	-6.00	1.35	1.39
1	AA	2399	U	N1-C2	-6.00	1.33	1.38
1	AA	2041	A	N3-C4	-5.99	1.31	1.34
1	AA	1282	G	C6-N1	-5.99	1.35	1.39
1	AA	1841	A	N3-C4	-5.99	1.31	1.34
1	AA	205	A	N9-C4	-5.98	1.34	1.37
1	AA	788	G	C5-C4	-5.98	1.34	1.38
2	AB	81	G	C6-N1	-5.98	1.35	1.39
1	CA	1788	C	N1-C6	-5.96	1.33	1.37
1	AA	1283	A	N3-C4	-5.95	1.31	1.34
1	CA	2510	C	N3-C4	-5.92	1.29	1.33
1	CA	784	A	N3-C4	5.92	1.38	1.34
1	AA	2600	G	C6-N1	-5.90	1.35	1.39
1	AA	1422	C	C2-N3	-5.89	1.31	1.35
1	AA	2441	G	C8-N7	-5.88	1.27	1.30
1	AA	637	U	N3-C4	-5.88	1.33	1.38
1	AA	623	G	N7-C5	-5.87	1.35	1.39
1	AA	2423	A	C5-C6	-5.87	1.35	1.41
2	AB	93	G	N3-C4	-5.87	1.31	1.35
1	CA	678	C	N1-C6	-5.87	1.33	1.37
1	AA	781	A	N7-C5	-5.87	1.35	1.39
1	AA	2625	U	C4-O4	-5.86	1.19	1.23
1	CA	981	A	N7-C5	-5.86	1.35	1.39
1	CA	2515	C	N1-C6	-5.86	1.33	1.37
1	AA	1324	A	N7-C5	-5.86	1.35	1.39
1	AA	641	G	N1-C2	-5.84	1.33	1.37
1	AA	2343	G	N7-C5	-5.83	1.35	1.39
18	AU	9	VAL	CB-CG1	-5.82	1.40	1.52
1	AA	662	A	N9-C8	-5.82	1.33	1.37
1	AA	200	A	N9-C8	-5.82	1.33	1.37
1	AA	1424	A	N3-C4	-5.81	1.31	1.34
1	CA	432	A	N9-C4	-5.81	1.34	1.37
1	CA	2685	G	C6-O6	-5.81	1.19	1.24
23	AZ	135	GLU	CG-CD	5.81	1.60	1.51
1	AA	553	A	N9-C8	5.80	1.42	1.37
1	AA	1011	G	N1-C2	-5.79	1.33	1.37
1	AA	1053	C	C2-O2	-5.79	1.19	1.24
1	AA	2549	U	C2-N3	-5.79	1.33	1.37
1	AA	1795	G	C6-N1	-5.78	1.35	1.39
34	DA	611	A	N9-C4	-5.78	1.34	1.37

Continued on next page...

Continued from previous page...

Mol	Chain	Res	Type	Atoms	Z	Observed(Å)	Ideal(Å)
1	AA	666	C	N1-C6	-5.77	1.33	1.37
1	AA	593	G	C5-C4	-5.76	1.34	1.38
1	AA	595	A	N3-C4	-5.76	1.31	1.34
1	AA	782	A	N3-C4	-5.75	1.31	1.34
1	AA	195	U	C2-O2	-5.75	1.17	1.22
1	AA	364	A	N7-C5	-5.75	1.35	1.39
1	AA	1480	A	N9-C4	-5.75	1.34	1.37
1	AA	2426	G	C6-N1	-5.75	1.35	1.39
1	AA	1283	A	N9-C4	-5.74	1.34	1.37
1	AA	1238	G	C5-C4	-5.74	1.34	1.38
1	CA	791	C	N1-C6	-5.74	1.33	1.37
1	AA	418	G	C5-C4	-5.73	1.34	1.38
1	AA	870	G	N1-C2	-5.72	1.33	1.37
1	AA	1370	G	C8-N7	5.72	1.34	1.30
1	AA	2690	C	N3-C4	-5.72	1.29	1.33
1	AA	1952	G	C6-N1	-5.72	1.35	1.39
1	CA	746	A	C6-N1	-5.72	1.31	1.35
1	AA	730	C	C2-N3	-5.71	1.31	1.35
1	AA	555	G	C5-C4	5.71	1.42	1.38
1	AA	608	G	N3-C4	-5.71	1.31	1.35
1	AA	2516	U	N3-C4	-5.71	1.33	1.38
1	AA	2372	A	N7-C5	-5.71	1.35	1.39
1	AA	1232	G	N9-C4	-5.71	1.33	1.38
1	AA	2863	C	N1-C6	-5.71	1.33	1.37
1	AA	1725	G	N7-C5	-5.70	1.35	1.39
1	AA	798	A	N7-C5	-5.70	1.35	1.39
1	AA	2338	C	N3-C4	-5.70	1.29	1.33
1	AA	986	A	N9-C4	-5.69	1.34	1.37
1	AA	1353	A	N7-C5	-5.69	1.35	1.39
1	CA	2082	A	N3-C4	-5.69	1.31	1.34
1	CA	1776	G	N7-C5	-5.69	1.35	1.39
1	AA	788	G	N9-C8	-5.69	1.33	1.37
1	CA	1269	A	C5-C6	-5.69	1.35	1.41
1	AA	2415	C	N3-C4	-5.68	1.29	1.33
2	AB	103	G	C5-C4	-5.68	1.34	1.38
1	AA	2526	U	C2-N3	-5.68	1.33	1.37
1	CA	733	G	N7-C5	-5.68	1.35	1.39
1	AA	2088	C	N3-C4	-5.68	1.29	1.33
6	AF	88	VAL	CB-CG1	-5.67	1.41	1.52
1	AA	451	G	C6-N1	-5.66	1.35	1.39
1	AA	1314	A	C6-N6	5.66	1.38	1.33
1	AA	1314	A	N7-C5	-5.66	1.35	1.39

Continued on next page...

Continued from previous page...

Mol	Chain	Res	Type	Atoms	Z	Observed(Å)	Ideal(Å)
1	AA	1659	G	C6-N1	-5.66	1.35	1.39
1	AA	2078	G	C6-N1	-5.64	1.35	1.39
1	AA	1208	G	C2-N2	-5.64	1.28	1.34
1	AA	1853	G	C6-N1	-5.64	1.35	1.39
1	AA	1681	A	N3-C4	-5.64	1.31	1.34
1	AA	1043	G	N3-C4	-5.63	1.31	1.35
1	AA	2065	C	C5-C6	-5.62	1.29	1.34
1	AA	2260	C	C4-N4	-5.62	1.28	1.33
1	AA	2490	A	N9-C4	-5.62	1.34	1.37
1	AA	480	A	N7-C5	-5.62	1.35	1.39
1	AA	2454	C	C2-O2	-5.62	1.19	1.24
1	AA	720	C	N1-C6	-5.61	1.33	1.37
1	AA	130	G	C5-C4	-5.60	1.34	1.38
1	AA	22	C	N1-C6	-5.60	1.33	1.37
1	CA	1829	A	N3-C4	-5.60	1.31	1.34
1	AA	2044	U	N1-C6	-5.60	1.32	1.38
1	AA	13	A	N7-C5	-5.59	1.35	1.39
1	AA	1284	G	N7-C5	-5.59	1.35	1.39
1	AA	2009	G	C2-N3	-5.59	1.28	1.32
1	AA	35	G	C6-N1	-5.58	1.35	1.39
1	AA	1715	A	N9-C4	5.58	1.41	1.37
1	AA	1449	C	N1-C6	-5.58	1.33	1.37
1	AA	1273	G	N9-C8	-5.57	1.33	1.37
1	AA	995	G	C6-N1	-5.57	1.35	1.39
1	AA	1273	G	C5-C4	-5.57	1.34	1.38
1	AA	2010	C	N1-C6	-5.57	1.33	1.37
1	AA	2284	U	C2-N3	-5.57	1.33	1.37
1	AA	559	U	C2-N3	-5.56	1.33	1.37
2	AB	75	G	C2-N3	5.56	1.37	1.32
1	AA	835	A	C6-N1	-5.55	1.31	1.35
1	AA	2626	A	N9-C4	-5.55	1.34	1.37
1	AA	1838	G	N9-C4	-5.54	1.33	1.38
1	AA	560	C	N3-C4	-5.54	1.30	1.33
1	AA	990	A	C2-N3	5.53	1.38	1.33
1	AA	1371	G	N7-C5	-5.52	1.35	1.39
1	AA	192	C	N1-C6	-5.52	1.33	1.37
1	AA	2724	U	C2-O2	5.51	1.27	1.22
1	AA	335	A	N9-C8	-5.50	1.33	1.37
1	AA	553	A	N1-C2	5.50	1.39	1.34
1	CA	744	G	C5-C6	-5.50	1.36	1.42
1	AA	2285	A	C5-C6	-5.50	1.36	1.41
1	CA	528	A	N3-C4	-5.50	1.31	1.34

Continued on next page...

Continued from previous page...

Mol	Chain	Res	Type	Atoms	Z	Observed(Å)	Ideal(Å)
1	AA	2608	U	C4-O4	-5.50	1.19	1.23
1	AA	1545	C	N3-C4	-5.50	1.30	1.33
1	AA	2830	A	C6-N1	-5.50	1.31	1.35
1	AA	786	G	N1-C2	-5.49	1.33	1.37
1	AA	579	G	N7-C5	-5.49	1.35	1.39
1	AA	2445	A	N3-C4	-5.49	1.31	1.34
1	AA	2897	U	C2-O2	5.48	1.27	1.22
1	AA	2520	G	N1-C2	-5.48	1.33	1.37
1	AA	2529	C	N1-C6	-5.48	1.33	1.37
1	CA	2490	G	C6-O6	-5.47	1.19	1.24
1	AA	2343	G	N9-C8	-5.47	1.34	1.37
1	AA	1368	A	N7-C5	-5.46	1.35	1.39
1	AA	2047	C	C4-C5	-5.45	1.38	1.43
1	AA	1848	G	N9-C4	5.45	1.42	1.38
1	AA	2331	G	N9-C4	-5.45	1.33	1.38
1	AA	489	G	N1-C2	-5.45	1.33	1.37
1	AA	1247	C	N1-C6	-5.45	1.33	1.37
1	CA	1322	A	C5-C4	-5.45	1.34	1.38
1	AA	1290	G	N1-C2	-5.44	1.33	1.37
1	AA	1039	G	N7-C5	-5.43	1.35	1.39
1	AA	1414	G	N1-C2	-5.43	1.33	1.37
1	AA	2828	G	C5-C4	-5.43	1.34	1.38
1	AA	798	A	C5-C4	-5.43	1.34	1.38
18	AU	111	GLU	CG-CD	5.43	1.60	1.51
1	AA	884	C	N3-C4	-5.42	1.30	1.33
1	AA	591	U	C4-C5	-5.42	1.38	1.43
1	AA	2463	A	C5-C4	-5.42	1.34	1.38
1	CA	530	G	N9-C8	5.41	1.41	1.37
1	CA	828	U	C2-N3	-5.41	1.33	1.37
1	AA	601	A	N3-C4	-5.40	1.31	1.34
1	AA	2833	A	N3-C4	-5.40	1.31	1.34
1	AA	2272	C	N1-C6	-5.40	1.33	1.37
1	AA	2464	C	N3-C4	-5.39	1.30	1.33
1	AA	710	G	C5-C4	-5.39	1.34	1.38
1	AA	2298	A	N9-C4	-5.39	1.34	1.37
1	AA	1304	C	N3-C4	-5.39	1.30	1.33
1	AA	1064	C	N3-C4	-5.38	1.30	1.33
1	AA	2087	C	N3-C4	-5.38	1.30	1.33
18	CU	69	CYS	CB-SG	-5.38	1.73	1.81
1	AA	1691	C	N1-C6	-5.38	1.33	1.37
1	CA	1755	A	N3-C4	-5.38	1.31	1.34
1	AA	1431	G	N9-C8	-5.37	1.34	1.37

Continued on next page...

Continued from previous page...

Mol	Chain	Res	Type	Atoms	Z	Observed(Å)	Ideal(Å)
1	AA	1807	G	C8-N7	-5.37	1.27	1.30
1	AA	1255	A	N7-C5	-5.37	1.36	1.39
1	AA	1322	A	C6-N6	-5.37	1.29	1.33
1	AA	1965	U	C2-N3	-5.36	1.33	1.37
2	AB	108	U	C2-N3	-5.36	1.33	1.37
1	AA	553	A	C5-C4	5.36	1.42	1.38
1	AA	115	G	N7-C5	-5.36	1.36	1.39
1	AA	711	C	C2-O2	-5.36	1.19	1.24
1	AA	2240	G	N3-C4	-5.36	1.31	1.35
1	AA	200	A	C5-C4	-5.35	1.35	1.38
1	AA	1229	G	N9-C4	-5.35	1.33	1.38
1	AA	2372	A	N3-C4	-5.35	1.31	1.34
1	AA	1616	A	C6-N1	-5.35	1.31	1.35
1	AA	97	G	N3-C4	-5.35	1.31	1.35
1	AA	1284	G	C2-N3	-5.35	1.28	1.32
1	AA	2343	G	C5-C4	-5.34	1.34	1.38
1	AA	607	C	N1-C6	-5.34	1.33	1.37
1	AA	624	C	C4-C5	-5.34	1.38	1.43
1	AA	1816	A	N7-C5	-5.34	1.36	1.39
1	AA	827	G	N7-C5	-5.34	1.36	1.39
1	AA	1259	A	N7-C5	-5.33	1.36	1.39
1	CA	1900	A	N7-C5	-5.33	1.36	1.39
1	AA	1367	A	N7-C5	-5.33	1.36	1.39
1	AA	2660	C	N1-C6	-5.33	1.33	1.37
1	AA	119	G	N3-C4	-5.33	1.31	1.35
1	AA	1701	A	C5-C6	-5.33	1.36	1.41
1	AA	2086	C	N3-C4	-5.32	1.30	1.33
1	AA	1790	A	C5-C6	-5.32	1.36	1.41
1	CA	1373	A	N3-C4	-5.32	1.31	1.34
1	AA	1197	G	N9-C8	-5.31	1.34	1.37
1	AA	2645	G	C6-N1	-5.31	1.35	1.39
1	AA	2449	U	C2-N3	-5.30	1.34	1.37
1	AA	2035	A	C6-N1	-5.30	1.31	1.35
29	C5	49	CYS	CB-SG	-5.30	1.73	1.81
1	AA	455	A	N3-C4	-5.30	1.31	1.34
1	CA	2060	A	N7-C5	-5.30	1.36	1.39
1	AA	1271	G	N3-C4	-5.29	1.31	1.35
1	AA	1431	G	C5-C4	-5.29	1.34	1.38
1	AA	1817	A	N3-C4	-5.29	1.31	1.34
1	AA	2791	A	C6-N1	-5.29	1.31	1.35
1	AA	47	G	N7-C5	-5.29	1.36	1.39
1	AA	2527	C	N1-C6	-5.29	1.33	1.37

Continued on next page...

Continued from previous page...

Mol	Chain	Res	Type	Atoms	Z	Observed(Å)	Ideal(Å)
1	AA	877	G	N9-C8	-5.29	1.34	1.37
1	AA	2063	U	N1-C2	-5.28	1.33	1.38
1	AA	139	A	N1-C2	5.28	1.39	1.34
1	AA	2582	G	C8-N7	-5.28	1.27	1.30
1	CA	2576	G	C6-N1	-5.28	1.35	1.39
1	AA	1067	A	N9-C8	5.27	1.42	1.37
1	AA	1194	A	N7-C5	-5.27	1.36	1.39
1	AA	1264	G	N9-C4	-5.26	1.33	1.38
1	AA	1833	A	N3-C4	-5.26	1.31	1.34
1	AA	2584	A	N9-C4	-5.26	1.34	1.37
1	AA	1261	G	C6-N1	-5.26	1.35	1.39
1	CA	2081	C	N1-C6	-5.26	1.33	1.37
1	AA	254	A	N9-C8	5.25	1.42	1.37
1	AA	983	G	N9-C4	-5.25	1.33	1.38
1	CA	1214	A	N9-C4	-5.25	1.34	1.37
1	AA	30	G	N7-C5	-5.25	1.36	1.39
1	CA	1021	A	C5-C6	-5.25	1.36	1.41
1	AA	2294	G	C2-N3	-5.25	1.28	1.32
1	AA	2447	A	N9-C4	-5.25	1.34	1.37
1	AA	84	G	N7-C5	-5.24	1.36	1.39
1	AA	1298	G	C5-C4	-5.24	1.34	1.38
1	AA	597	C	N3-C4	-5.24	1.30	1.33
1	AA	2785	C	N1-C6	-5.23	1.34	1.37
1	AA	69	G	N1-C2	-5.23	1.33	1.37
1	AA	2068	G	C6-N1	-5.23	1.35	1.39
1	AA	1591	A	N9-C4	5.22	1.41	1.37
1	AA	1833	A	N7-C5	-5.22	1.36	1.39
1	AA	836	A	N7-C5	-5.22	1.36	1.39
1	AA	2509	A	C6-N1	-5.22	1.31	1.35
1	AA	895	G	N9-C8	-5.22	1.34	1.37
1	AA	2755	C	N1-C6	-5.21	1.34	1.37
1	AA	719	C	C4-C5	-5.21	1.38	1.43
1	AA	2607	G	P-O5'	-5.21	1.54	1.59
1	AA	1754	G	C6-N1	-5.21	1.35	1.39
1	AA	2054	G	C6-N1	-5.21	1.35	1.39
1	AA	495	G	C5-C4	-5.20	1.34	1.38
1	AA	2657	G	N9-C4	-5.20	1.33	1.38
1	AA	2844	G	C5-C4	-5.20	1.34	1.38
1	CA	2673	G	C6-N1	-5.20	1.35	1.39
1	CA	332	A	N9-C4	-5.20	1.34	1.37
1	AA	727	G	C5-C4	-5.19	1.34	1.38
1	CA	680	G	C6-N1	-5.19	1.35	1.39

Continued on next page...

Continued from previous page...

Mol	Chain	Res	Type	Atoms	Z	Observed(Å)	Ideal(Å)
1	CA	249	C	N1-C6	-5.19	1.34	1.37
1	AA	1282	G	C5-C4	-5.18	1.34	1.38
1	AA	2372	A	C5-C4	-5.18	1.35	1.38
1	AA	2690	C	C4-C5	-5.18	1.38	1.43
1	AA	20	C	C4-N4	-5.17	1.29	1.33
1	AA	1300	A	N9-C4	-5.17	1.34	1.37
1	AA	2343	G	N9-C4	-5.17	1.33	1.38
1	CA	1292	U	N1-C2	-5.17	1.33	1.38
1	AA	2073	A	N3-C4	-5.17	1.31	1.34
1	CA	2593	U	C2-N3	-5.17	1.34	1.37
1	CA	48	G	C6-O6	5.16	1.28	1.24
1	AA	1255	A	C3'-O3'	5.16	1.49	1.42
1	AA	1431	G	N9-C4	-5.16	1.33	1.38
6	AF	59	TYR	CB-CG	-5.16	1.44	1.51
1	AA	1021	G	C5-C4	-5.16	1.34	1.38
1	AA	2828	G	N9-C8	-5.16	1.34	1.37
1	AA	199	C	N3-C4	-5.16	1.30	1.33
1	AA	644	G	N7-C5	-5.16	1.36	1.39
1	CA	1054	A	O3'-P	-5.16	1.54	1.61
1	AA	1169	C	C4-N4	-5.15	1.29	1.33
1	AA	2838	C	C5-C6	-5.15	1.30	1.34
34	BA	716	A	C5-C4	-5.14	1.35	1.38
1	AA	553	A	N9-C4	-5.14	1.34	1.37
1	AA	1283	A	C5-C4	-5.14	1.35	1.38
1	AA	552	C	N1-C6	-5.13	1.34	1.37
1	AA	966	G	N9-C8	-5.13	1.34	1.37
1	AA	198	C	N1-C6	-5.13	1.34	1.37
1	AA	1244	U	C2-N3	-5.13	1.34	1.37
1	AA	243	G	C6-O6	-5.13	1.19	1.24
1	CA	2723	C	N3-C4	-5.13	1.30	1.33
1	AA	178	G	N7-C5	-5.12	1.36	1.39
1	CA	705	A	C5-C6	-5.12	1.36	1.41
1	CA	1698	A	N7-C5	-5.12	1.36	1.39
1	AA	1850	A	N7-C5	-5.12	1.36	1.39
1	AA	902	G	C6-N1	-5.12	1.35	1.39
1	AA	1234	A	C5-C6	-5.12	1.36	1.41
1	AA	2291	G	C6-O6	5.12	1.28	1.24
1	AA	2493	G	C5-C6	-5.12	1.37	1.42
1	CA	2072	G	N1-C2	-5.12	1.33	1.37
1	AA	1331	G	N7-C5	-5.11	1.36	1.39
2	AB	54	G	N9-C4	-5.11	1.33	1.38
1	CA	2607	G	N1-C2	-5.11	1.33	1.37

Continued on next page...

Continued from previous page...

Mol	Chain	Res	Type	Atoms	Z	Observed(Å)	Ideal(Å)
1	AA	751	G	N3-C4	-5.11	1.31	1.35
1	AA	1473	A	N3-C4	-5.11	1.31	1.34
1	AA	354	A	N9-C8	5.10	1.41	1.37
1	AA	2331	G	N9-C8	5.10	1.41	1.37
1	AA	2754	A	N7-C5	-5.10	1.36	1.39
1	CA	2448	A	N9-C4	-5.10	1.34	1.37
1	AA	319	G	N7-C5	-5.10	1.36	1.39
1	AA	807	G	C6-N1	-5.10	1.35	1.39
1	AA	2271	G	N1-C2	-5.10	1.33	1.37
1	CA	2490	G	C5-C6	-5.10	1.37	1.42
1	AA	2043	C	C2-O2	5.09	1.29	1.24
1	AA	2561	G	N7-C5	-5.09	1.36	1.39
1	AA	442	A	N3-C4	-5.09	1.31	1.34
1	AA	1406	A	C6-N1	5.09	1.39	1.35
2	AB	9	G	C6-N1	-5.09	1.35	1.39
1	AA	95	G	C6-N1	-5.09	1.35	1.39
1	AA	2653	G	N7-C5	-5.08	1.36	1.39
1	AA	13	A	N3-C4	-5.08	1.31	1.34
1	AA	898	U	C2-N3	-5.08	1.34	1.37
1	AA	2336	C	N3-C4	5.08	1.37	1.33
1	AA	1290	G	C6-N1	-5.08	1.35	1.39
1	AA	1322	A	C6-N1	-5.08	1.31	1.35
1	CA	1022	G	N9-C4	-5.08	1.33	1.38
1	AA	2254	G	N7-C5	-5.07	1.36	1.39
1	AA	2368	C	N1-C6	-5.07	1.34	1.37
1	AA	2496	G	C6-N1	-5.07	1.36	1.39
1	CA	1903	G	N3-C4	-5.07	1.31	1.35
1	AA	32	C	C2-O2	-5.06	1.19	1.24
1	AA	343	C	C2-O2	-5.06	1.19	1.24
1	AA	1602	G	N9-C8	-5.06	1.34	1.37
1	CA	770	G	N3-C4	-5.06	1.31	1.35
1	AA	2582	G	N3-C4	-5.05	1.31	1.35
34	BA	903	G	N3-C4	-5.05	1.31	1.35
1	AA	2051	G	N9-C4	-5.05	1.33	1.38
1	AA	1229	G	N7-C5	-5.04	1.36	1.39
1	AA	550	U	C4-O4	-5.04	1.19	1.23
1	AA	436	C	C4-C5	-5.04	1.39	1.43
1	CA	1776	G	N9-C8	-5.04	1.34	1.37
1	AA	775	G	C6-O6	5.03	1.28	1.24
1	AA	2526	U	N3-C4	-5.03	1.33	1.38
1	AA	124	A	N9-C4	-5.03	1.34	1.37
1	AA	561	A	N9-C4	-5.03	1.34	1.37

Continued on next page...

Continued from previous page...

Mol	Chain	Res	Type	Atoms	Z	Observed(Å)	Ideal(Å)
1	AA	1828	C	C2-O2	-5.03	1.20	1.24
1	AA	131	C	N1-C6	-5.02	1.34	1.37
1	CA	2552	U	C4-O4	-5.02	1.19	1.23
1	AA	475	A	C5-C6	-5.02	1.36	1.41
1	CA	1275	A	N9-C8	-5.02	1.33	1.37
1	CA	1620	G	N3-C4	-5.02	1.31	1.35
1	AA	1852	A	C5-C4	-5.02	1.35	1.38
1	AA	645	G	N3-C4	-5.01	1.31	1.35
1	AA	964	A	N9-C4	-5.01	1.34	1.37
1	AA	1174	A	C5-C6	-5.01	1.36	1.41
1	AA	2366	G	N9-C4	-5.01	1.33	1.38
1	AA	2464	C	N1-C6	-5.01	1.34	1.37
1	AA	1811	A	N7-C5	-5.01	1.36	1.39
1	AA	499	G	N1-C2	-5.00	1.33	1.37
1	AA	1602	G	N7-C5	-5.00	1.36	1.39
1	AA	2279	A	C8-N7	-5.00	1.28	1.31

All (6455) bond angle outliers are listed below:

Mol	Chain	Res	Type	Atoms	Z	Observed(°)	Ideal(°)
1	AA	553	A	N1-C6-N6	26.84	134.71	118.60
1	AA	990	A	N1-C2-N3	21.55	140.07	129.30
1	AA	990	A	C6-C5-N7	-21.18	117.48	132.30
1	AA	354	A	C2-N3-C4	-21.03	100.09	110.60
1	AA	553	A	C6-C5-N7	-20.90	117.67	132.30
1	AA	1067	A	C2-N3-C4	-20.48	100.36	110.60
1	AA	990	A	C2-N3-C4	-19.69	100.76	110.60
1	AA	1503	G	O5'-P-OP2	-19.07	87.82	110.70
1	AA	990	A	C5-N7-C8	-18.91	94.45	103.90
1	AA	553	A	C5-N7-C8	-18.86	94.47	103.90
1	AA	990	A	N1-C6-N6	17.86	129.32	118.60
1	AA	2299	A	C2-N3-C4	-17.82	101.69	110.60
1	AA	553	A	C2-N3-C4	-17.82	101.69	110.60
1	AA	553	A	C4-C5-N7	17.61	119.50	110.70
1	AA	978	A	C5-N7-C8	-17.42	95.19	103.90
1	AA	1605	A	C2-N3-C4	-17.34	101.93	110.60
1	AA	2045	G	O5'-P-OP1	-17.11	90.17	110.70
1	AA	553	A	C5-C6-N6	-16.85	110.22	123.70
1	AA	847	A	O5'-P-OP1	-16.37	90.96	105.70
1	AA	353	G	O5'-P-OP2	-16.19	91.13	105.70
1	AA	354	A	N3-C4-C5	16.10	138.07	126.80
1	AA	894	U	C5-C6-N1	-16.04	114.68	122.70

Continued on next page...

Continued from previous page...

Mol	Chain	Res	Type	Atoms	Z	Observed(°)	Ideal(°)
1	AA	1067	A	N3-C4-N9	-15.98	114.62	127.40
1	AA	553	A	N1-C2-N3	15.93	137.26	129.30
1	AA	1067	A	N3-C4-C5	15.85	137.89	126.80
1	AA	553	A	N7-C8-N9	15.66	121.63	113.80
1	AA	990	A	N7-C8-N9	15.58	121.59	113.80
1	AA	990	A	C4-C5-C6	15.45	124.72	117.00
1	AA	1605	A	N1-C6-N6	15.18	127.71	118.60
1	CA	528	A	C2-N3-C4	-14.92	103.14	110.60
1	CA	757	U	O5'-P-OP2	-14.91	92.28	105.70
1	AA	2554	A	O5'-P-OP2	-14.79	92.39	105.70
1	AA	1006	C	O5'-P-OP2	-14.51	92.64	105.70
1	CA	1314	C	O5'-P-OP2	-14.38	92.76	105.70
1	AA	1847	G	O5'-P-OP1	-14.21	92.91	105.70
1	AA	894	U	C2-N3-C4	-14.20	118.48	127.00
1	AA	990	A	C4-C5-N7	14.20	117.80	110.70
1	AA	991	G	O5'-P-OP1	-14.19	92.93	105.70
1	AA	199	C	C5-C6-N1	-14.13	113.93	121.00
1	AA	2591	C	O5'-P-OP2	-14.07	93.03	105.70
1	AA	354	A	N3-C4-N9	-14.00	116.20	127.40
1	CA	945	A	C2-N3-C4	-13.71	103.75	110.60
34	DA	1340	A	O5'-P-OP1	-13.62	93.44	105.70
1	AA	2418	U	O5'-P-OP1	-13.58	93.48	105.70
1	AA	1067	A	C5-N7-C8	-13.53	97.14	103.90
1	AA	1249	A	C2-N3-C4	-13.48	103.86	110.60
1	AA	2083	G	O5'-P-OP2	-13.35	93.69	105.70
1	CA	1993	U	O5'-P-OP1	-13.32	93.71	105.70
1	AA	254	A	C5-N7-C8	-13.28	97.26	103.90
1	CA	1021	A	C2-N3-C4	-13.24	103.98	110.60
1	AA	555	G	C5-N7-C8	-13.23	97.68	104.30
1	CA	133	C	C6-N1-C2	13.21	125.58	120.30
1	AA	2732	G	C5-C6-O6	-13.20	120.68	128.60
1	AA	1440	U	O5'-P-OP1	-13.18	93.84	105.70
1	AA	2287	C	O5'-P-OP2	-13.17	93.85	105.70
1	CA	2578	G	O5'-P-OP1	-13.16	93.85	105.70
1	AA	592	U	N1-C2-O2	-13.15	113.59	122.80
1	AA	2694	U	O5'-P-OP2	-13.10	93.91	105.70
1	AA	978	A	C2-N3-C4	-13.07	104.07	110.60
1	AA	438	G	O5'-P-OP1	-13.05	93.95	105.70
1	AA	2453	C	O5'-P-OP1	-13.05	93.96	105.70
1	AA	1067	A	C5-C6-N1	-13.02	111.19	117.70
1	AA	749	G	O5'-P-OP2	-13.00	94.00	105.70
1	AA	1747	A	O5'-P-OP1	-13.00	94.00	105.70

Continued on next page...

Continued from previous page...

Mol	Chain	Res	Type	Atoms	Z	Observed(°)	Ideal(°)
1	AA	978	A	C4-C5-N7	12.96	117.18	110.70
1	AA	777	C	C2-N3-C4	-12.90	113.45	119.90
1	AA	555	G	N3-C4-N9	-12.81	118.31	126.00
1	AA	2298	A	N1-C2-N3	12.80	135.70	129.30
1	AA	1790	A	N1-C6-N6	12.79	126.27	118.60
1	AA	821	A	O5'-P-OP2	-12.71	94.26	105.70
1	CA	528	A	N3-C4-C5	12.68	135.67	126.80
1	AA	2712	C	C6-N1-C2	12.59	125.34	120.30
1	AA	2298	A	C2-N3-C4	-12.58	104.31	110.60
1	AA	1188	A	N3-C4-N9	-12.56	117.35	127.40
1	AA	855	G	N1-C6-O6	-12.54	112.37	119.90
1	CA	742	G	O5'-P-OP2	-12.53	94.42	105.70
1	AA	1815	A	O5'-P-OP2	-12.52	94.43	105.70
1	AA	2298	A	C6-C5-N7	-12.52	123.53	132.30
1	AA	2834	C	N1-C2-O2	-12.51	111.40	118.90
1	AA	2052	A	N1-C6-N6	12.47	126.08	118.60
1	AA	1249	A	C5-N7-C8	-12.43	97.68	103.90
1	AA	1011	G	C5-C6-O6	12.37	136.02	128.60
1	AA	1023	G	O5'-P-OP2	-12.36	94.58	105.70
1	AA	1440	U	O5'-P-OP2	12.36	125.53	110.70
1	AA	555	G	C8-N9-C4	-12.32	101.47	106.40
1	CA	945	A	C5-N7-C8	-12.30	97.75	103.90
1	AA	1188	A	C2-N3-C4	-12.29	104.46	110.60
1	AA	1695	C	O5'-P-OP2	12.29	125.44	110.70
1	AA	978	A	N7-C8-N9	12.27	119.94	113.80
1	AA	1157	A	O4'-C1'-N9	12.27	118.02	108.20
1	AA	542	C	C6-N1-C2	12.26	125.20	120.30
1	AA	537	G	O4'-C1'-N9	12.25	118.00	108.20
1	AA	555	G	N7-C8-N9	12.25	119.22	113.10
1	AA	2372	A	O5'-P-OP2	-12.24	94.69	105.70
34	BA	884	U	O5'-P-OP2	-12.22	94.70	105.70
1	AA	210	A	O5'-P-OP1	-12.20	94.72	105.70
1	CA	512	G	O4'-C1'-N9	12.20	117.96	108.20
1	AA	2892	A	O5'-P-OP2	-12.15	94.76	105.70
1	AA	2298	A	N7-C8-N9	12.14	119.87	113.80
1	AA	1314	A	C5-C6-N1	-12.03	111.69	117.70
1	AA	1202	A	N1-C6-N6	12.01	125.81	118.60
1	AA	1020	C	N1-C2-O2	-11.96	111.72	118.90
1	AA	555	G	N3-C4-C5	11.96	134.58	128.60
1	AA	2299	A	C5-N7-C8	-11.96	97.92	103.90
1	AA	1655	A	N1-C6-N6	11.95	125.77	118.60
1	AA	1184	G	O5'-P-OP2	-11.95	94.95	105.70

Continued on next page...

Continued from previous page...

Mol	Chain	Res	Type	Atoms	Z	Observed(°)	Ideal(°)
1	AA	555	G	C2-N3-C4	-11.94	105.93	111.90
1	AA	69	G	N1-C6-O6	-11.88	112.77	119.90
1	CA	1272	A	O5'-P-OP2	-11.84	95.05	105.70
1	AA	553	A	O4'-C1'-N9	-11.82	98.75	108.20
1	AA	637	U	C5-C4-O4	11.82	132.99	125.90
1	AA	254	A	C2-N3-C4	-11.74	104.73	110.60
1	AA	2043	C	C6-N1-C2	11.71	124.98	120.30
1	AA	1790	A	C5-C6-N6	-11.71	114.34	123.70
1	CA	2498	C	C6-N1-C2	11.65	124.96	120.30
1	AA	553	A	C4-C5-C6	11.64	122.82	117.00
1	CA	1698	A	C2-N3-C4	-11.61	104.80	110.60
1	AA	139	A	C2-N3-C4	-11.58	104.81	110.60
1	AA	581	G	C5-C6-O6	11.56	135.54	128.60
1	AA	1971	G	O5'-P-OP2	-11.53	95.32	105.70
1	CA	265	A	N1-C6-N6	11.50	125.50	118.60
1	AA	2834	C	N3-C4-N4	11.46	126.02	118.00
1	CA	528	A	N3-C4-N9	-11.44	118.25	127.40
1	AA	2476	C	O5'-P-OP2	-11.43	95.42	105.70
2	AB	90	A	C8-N9-C4	11.42	110.37	105.80
1	CA	2082	A	C8-N9-C4	-11.42	101.23	105.80
34	BA	1519	A	O5'-P-OP2	-11.41	95.43	105.70
1	AA	310	C	C6-N1-C2	11.39	124.86	120.30
1	AA	2299	A	C5-C6-N1	-11.39	112.00	117.70
1	AA	1486	G	O5'-P-OP2	-11.37	95.47	105.70
1	AA	255	G	O5'-P-OP2	-11.37	95.47	105.70
1	AA	745	C	O5'-P-OP2	-11.36	95.47	105.70
1	CA	1775	U	C5-C6-N1	-11.35	117.03	122.70
1	AA	2389	A	C8-N9-C4	11.28	110.31	105.80
1	AA	2298	A	C8-N9-C4	-11.24	101.30	105.80
34	BA	1113	C	C6-N1-C2	-11.24	115.80	120.30
1	AA	2577	A	O5'-P-OP1	-11.24	95.58	105.70
1	CA	945	A	N1-C6-N6	11.23	125.34	118.60
1	AA	2299	A	N3-C4-C5	11.19	134.63	126.80
1	AA	1011	G	N1-C6-O6	-11.18	113.19	119.90
1	AA	855	G	N1-C2-N2	-11.16	106.15	116.20
1	CA	945	A	C4-C5-N7	11.14	116.27	110.70
1	AA	1695	C	O5'-P-OP1	-11.14	95.67	105.70
1	AA	1311	A	O5'-P-OP2	-11.10	95.71	105.70
34	BA	902	G	O5'-P-OP2	-11.10	95.71	105.70
1	CA	2479	G	N1-C6-O6	-11.08	113.25	119.90
1	CA	307	G	N1-C6-O6	11.06	126.54	119.90
1	CA	2023	G	O5'-P-OP1	-11.04	95.76	105.70

Continued on next page...

Continued from previous page...

Mol	Chain	Res	Type	Atoms	Z	Observed(°)	Ideal(°)
1	AA	2594	G	O5'-P-OP2	-11.02	95.78	105.70
1	AA	894	U	N1-C2-N3	11.01	121.50	114.90
1	CA	2582	G	O5'-P-OP2	-11.00	95.80	105.70
1	AA	2045	G	O5'-P-OP2	10.99	123.89	110.70
1	AA	214	A	O5'-P-OP2	-10.94	95.86	105.70
1	CA	2465	C	O5'-P-OP2	-10.93	95.86	105.70
1	AA	139	A	C5-N7-C8	-10.93	98.44	103.90
1	AA	2298	A	C5-N7-C8	-10.93	98.44	103.90
1	AA	2627	U	O5'-P-OP1	-10.92	95.87	105.70
1	CA	1142(A)	A	C2-N3-C4	-10.92	105.14	110.60
1	AA	1169	C	C2-N3-C4	-10.90	114.45	119.90
1	AA	335	A	O5'-P-OP2	-10.87	95.91	105.70
1	AA	2331	G	N3-C4-C5	10.86	134.03	128.60
2	AB	41	U	C5-C6-N1	-10.86	117.27	122.70
1	CA	1783	A	O5'-P-OP1	-10.85	95.94	105.70
1	AA	553	A	C8-N9-C4	-10.84	101.46	105.80
1	AA	2307	C	O5'-P-OP1	-10.83	95.95	105.70
1	CA	751	A	C8-N9-C4	10.81	110.12	105.80
1	AA	187	C	C6-N1-C2	10.81	124.62	120.30
1	AA	2442	A	O5'-P-OP2	-10.80	95.98	105.70
1	AA	1072	U	N1-C2-O2	10.77	130.34	122.80
1	AA	2331	G	N3-C4-N9	-10.75	119.55	126.00
1	AA	2298	A	C4-C5-C6	10.71	122.36	117.00
2	CB	10	C	C6-N1-C2	-10.71	116.02	120.30
1	AA	2052	A	C5-C6-N6	-10.69	115.15	123.70
1	AA	254	A	N7-C8-N9	10.67	119.13	113.80
1	CA	1327	C	C6-N1-C2	-10.64	116.04	120.30
1	AA	1832	G	C5-C6-O6	-10.64	122.22	128.60
1	CA	1139	G	O5'-P-OP2	-10.62	96.14	105.70
1	AA	978	A	N3-C4-C5	10.61	134.23	126.80
1	CA	1200	C	C6-N1-C2	10.60	124.54	120.30
1	CA	575	A	O5'-P-OP1	-10.59	96.17	105.70
1	CA	2060	A	N1-C6-N6	10.58	124.95	118.60
1	AA	2608	U	C2-N3-C4	-10.58	120.65	127.00
1	AA	139	A	N7-C8-N9	10.56	119.08	113.80
1	CA	1126	A	N1-C6-N6	10.53	124.92	118.60
1	AA	1605	A	C4-C5-N7	10.52	115.96	110.70
1	AA	1232	G	C5-C6-O6	10.51	134.91	128.60
1	CA	574	C	O5'-P-OP1	-10.49	96.26	105.70
1	AA	2283	G	O5'-P-OP2	-10.48	96.26	105.70
1	AA	1262	C	C6-N1-C2	10.48	124.49	120.30
1	AA	1202	A	C5-C6-N6	-10.46	115.33	123.70

Continued on next page...

Continued from previous page...

Mol	Chain	Res	Type	Atoms	Z	Observed(°)	Ideal(°)
1	AA	1188	A	C5-N7-C8	-10.45	98.67	103.90
1	AA	974	G	N1-C6-O6	10.44	126.17	119.90
1	AA	585	U	O5'-P-OP1	-10.40	96.34	105.70
1	AA	1188	A	N3-C4-C5	10.39	134.08	126.80
1	AA	1843	A	O5'-P-OP1	-10.38	96.36	105.70
1	AA	2874	G	O5'-P-OP2	-10.32	96.41	105.70
1	AA	2829	G	O5'-P-OP1	-10.31	96.42	105.70
1	AA	254	A	C4-C5-N7	10.30	115.85	110.70
1	AA	1255	A	C8-N9-C4	-10.28	101.69	105.80
1	CA	1828	G	O5'-P-OP1	-10.26	96.47	105.70
1	AA	604	C	N1-C2-O2	-10.25	112.75	118.90
1	CA	772	C	C6-N1-C2	10.25	124.40	120.30
1	AA	880	U	C5-C6-N1	-10.23	117.59	122.70
1	AA	2638	C	C5-C6-N1	-10.22	115.89	121.00
1	AA	1263	C	O5'-P-OP2	-10.21	96.51	105.70
1	AA	1832	G	C4-C5-N7	10.19	114.88	110.80
1	AA	215	G	O4'-C1'-N9	10.18	116.35	108.20
1	AA	2561	G	O5'-P-OP2	-10.18	96.53	105.70
1	AA	139	A	C8-N9-C4	-10.17	101.73	105.80
1	AA	1745	A	C2-N3-C4	-10.14	105.53	110.60
1	AA	2272	C	C6-N1-C2	10.14	124.36	120.30
1	AA	993	G	O5'-P-OP1	-10.13	96.58	105.70
1	CA	2571	C	C2-N3-C4	-10.13	114.83	119.90
1	AA	1710	C	N3-C4-C5	-10.12	117.85	121.90
1	AA	1438	A	C8-N9-C4	10.07	109.83	105.80
1	AA	2631	C	C5-C6-N1	-10.03	115.98	121.00
1	AA	2703	C	O5'-P-OP1	-10.03	96.68	105.70
1	AA	2838	C	C6-N1-C2	10.02	124.31	120.30
1	AA	609	A	N1-C2-N3	-10.01	124.29	129.30
1	AA	2518	U	OP2-P-O3'	10.01	127.22	105.20
1	AA	2641	A	N7-C8-N9	10.01	118.80	113.80
1	AA	1273	G	N3-C2-N2	-9.99	112.91	119.90
1	CA	2571	C	N3-C4-C5	9.99	125.90	121.90
1	AA	637	U	N3-C2-O2	-9.99	115.21	122.20
1	AA	2641	A	O4'-C1'-N9	9.99	116.19	108.20
1	AA	2742	G	C8-N9-C4	9.99	110.39	106.40
1	AA	2331	G	C5-N7-C8	-9.98	99.31	104.30
1	CA	1365	A	N1-C6-N6	9.98	124.59	118.60
1	AA	2054	G	C5-N7-C8	9.98	109.29	104.30
1	CA	2082	A	C6-N1-C2	-9.96	112.62	118.60
1	AA	1232	G	N1-C6-O6	-9.95	113.93	119.90
1	AA	2411	G	C8-N9-C4	9.94	110.37	106.40

Continued on next page...

Continued from previous page...

Mol	Chain	Res	Type	Atoms	Z	Observed(°)	Ideal(°)
1	AA	2631	C	C6-N1-C2	9.94	124.27	120.30
1	CA	1949	G	O5'-P-OP2	-9.94	96.76	105.70
1	CA	214	G	O5'-P-OP2	-9.92	96.77	105.70
1	AA	856	G	N1-C6-O6	-9.89	113.97	119.90
1	CA	2441	C	O5'-P-OP2	-9.89	96.80	105.70
1	AA	562	C	O5'-P-OP2	-9.87	96.81	105.70
1	AA	748	G	O5'-P-OP2	-9.87	96.82	105.70
1	AA	1361	C	O5'-P-OP2	-9.87	96.82	105.70
1	AA	744	C	C2-N3-C4	-9.86	114.97	119.90
1	AA	1249	A	O4'-C1'-N9	9.85	116.08	108.20
1	AA	335	A	C8-N9-C4	9.83	109.73	105.80
1	AA	2006	G	C5-C6-O6	9.83	134.50	128.60
1	CA	2503	A	C2-N3-C4	9.82	115.51	110.60
1	AA	2073	A	O5'-P-OP2	-9.81	96.87	105.70
1	CA	133	C	N3-C4-C5	9.81	125.82	121.90
1	AA	2084	A	N7-C8-N9	9.80	118.70	113.80
1	AA	993	G	O5'-P-OP2	9.79	122.45	110.70
1	AA	254	A	N1-C6-N6	9.79	124.48	118.60
1	AA	1199	C	N3-C4-N4	9.79	124.85	118.00
1	AA	1303	C	N3-C4-C5	-9.76	118.00	121.90
1	AA	2711	C	N1-C2-O2	-9.76	113.05	118.90
1	AA	1242	G	C8-N9-C4	9.75	110.30	106.40
1	CA	2722	G	O5'-P-OP1	-9.75	96.93	105.70
1	AA	2293	C	N3-C4-N4	9.75	124.82	118.00
1	AA	1150	C	OP1-P-O3'	-9.74	83.77	105.20
1	AA	2631	C	C2-N3-C4	-9.73	115.03	119.90
1	CA	1269	A	N1-C6-N6	9.73	124.44	118.60
1	AA	1843	A	OP1-P-OP2	9.72	134.18	119.60
2	AB	52	A	C8-N9-C4	9.72	109.69	105.80
1	AA	990	A	C6-N1-C2	-9.71	112.77	118.60
1	AA	1057	G	O5'-P-OP2	-9.71	96.97	105.70
1	AA	2234	G	N9-C4-C5	9.70	109.28	105.40
1	AA	1205	U	O5'-P-OP2	-9.70	96.97	105.70
1	AA	848	G	O5'-P-OP2	-9.70	96.97	105.70
1	AA	2712	C	C5-C6-N1	-9.69	116.15	121.00
1	AA	964	A	C8-N9-C4	9.69	109.67	105.80
1	AA	69	G	C5-C6-O6	9.68	134.41	128.60
1	AA	1298	G	C5-C6-N1	9.68	116.34	111.50
1	CA	1251	C	O5'-P-OP2	-9.68	96.99	105.70
1	AA	854	U	N3-C2-O2	-9.67	115.43	122.20
1	AA	542	C	C5-C4-N4	-9.67	113.43	120.20
1	AA	2643	G	O5'-P-OP1	-9.67	97.00	105.70

Continued on next page...

Continued from previous page...

Mol	Chain	Res	Type	Atoms	Z	Observed(°)	Ideal(°)
1	AA	1330	A	O5'-P-OP2	-9.66	97.00	105.70
1	AA	2347	A	O5'-P-OP2	-9.65	97.01	105.70
2	AB	91	C	C6-N1-C2	9.65	124.16	120.30
1	CA	482	A	O5'-P-OP2	-9.63	97.03	105.70
1	AA	1686	U	O5'-P-OP2	-9.63	97.03	105.70
1	AA	1309	U	C5-C4-O4	-9.63	120.12	125.90
1	AA	722	A	O5'-P-OP1	-9.61	97.05	105.70
1	AA	1001	G	N1-C6-O6	9.60	125.66	119.90
56	BW	17	C	C2-N1-C1'	9.60	129.36	118.80
1	CA	1299	G	C5-C6-O6	9.60	134.36	128.60
1	CA	330	A	O5'-P-OP2	-9.60	97.06	105.70
1	AA	725	C	N1-C2-O2	-9.59	113.14	118.90
1	AA	2858	G	O4'-C1'-N9	9.59	115.87	108.20
1	CA	2622	C	N3-C4-C5	9.59	125.73	121.90
1	AA	2883	A	O4'-C1'-N9	9.58	115.86	108.20
1	AA	1422	C	N3-C4-C5	9.58	125.73	121.90
1	AA	2718	G	C8-N9-C4	9.58	110.23	106.40
1	CA	2538	C	O5'-P-OP2	-9.57	97.08	105.70
1	CA	2617	C	C6-N1-C2	9.56	124.12	120.30
1	AA	2718	G	N7-C8-N9	-9.54	108.33	113.10
1	AA	441	C	O5'-P-OP2	-9.54	97.11	105.70
1	AA	60	G	N3-C4-N9	-9.53	120.28	126.00
1	AA	1658	C	N1-C2-O2	-9.53	113.18	118.90
1	AA	1605	A	C6-C5-N7	-9.52	125.64	132.30
1	AA	883	G	OP1-P-OP2	-9.52	105.33	119.60
1	AA	2331	G	C2-N3-C4	-9.51	107.15	111.90
1	AA	2386	C	C2-N3-C4	-9.50	115.15	119.90
1	AA	2641	A	C5-N7-C8	-9.49	99.15	103.90
1	CA	116	C	O5'-P-OP2	-9.49	97.15	105.70
1	AA	1418	U	N3-C4-O4	9.49	126.04	119.40
2	AB	41	U	C2-N1-C1'	-9.49	106.31	117.70
1	AA	1010	C	N3-C2-O2	-9.49	115.26	121.90
1	AA	2246	G	N1-C6-O6	-9.49	114.21	119.90
1	AA	821	A	N1-C6-N6	-9.48	112.91	118.60
1	AA	1273	G	C4-C5-N7	-9.46	107.02	110.80
1	AA	2343	G	N3-C2-N2	-9.45	113.28	119.90
1	AA	1199	C	N1-C2-O2	-9.45	113.23	118.90
1	AA	1605	A	N1-C2-N3	9.44	134.02	129.30
1	AA	1347	A	O5'-P-OP2	-9.44	97.20	105.70
1	AA	2707	C	C5-C6-N1	-9.43	116.28	121.00
1	AA	2476	C	C6-N1-C2	9.42	124.07	120.30
1	AA	412	C	C6-N1-C2	-9.41	116.53	120.30

Continued on next page...

Continued from previous page...

Mol	Chain	Res	Type	Atoms	Z	Observed(°)	Ideal(°)
1	AA	1813	C	O5'-P-OP1	-9.41	97.23	105.70
1	AA	2834	C	C5-C4-N4	-9.40	113.62	120.20
1	AA	1249	A	N3-C4-C5	9.39	133.37	126.80
1	AA	499	G	N1-C6-O6	-9.38	114.27	119.90
1	AA	254	A	C6-C5-N7	-9.38	125.74	132.30
1	AA	1527	G	O5'-P-OP1	-9.37	97.26	105.70
1	AA	2399	U	N1-C2-O2	-9.37	116.24	122.80
1	CA	2549	G	N1-C6-O6	9.37	125.52	119.90
1	CA	2490	G	C5-C6-O6	-9.37	122.98	128.60
1	AA	1059	C	C6-N1-C2	9.37	124.05	120.30
1	CA	1214	A	C8-N9-C4	9.37	109.55	105.80
1	AA	343	C	C6-N1-C2	-9.36	116.55	120.30
1	AA	2667	G	O4'-C1'-N9	9.36	115.69	108.20
34	BA	525	C	C6-N1-C2	-9.36	116.56	120.30
1	AA	552	C	C5-C6-N1	-9.35	116.33	121.00
1	AA	2706	G	C8-N9-C4	9.34	110.14	106.40
1	AA	251	A	C8-N9-C4	9.34	109.53	105.80
1	AA	468	G	N3-C4-C5	-9.33	123.93	128.60
1	AA	593	G	C5-C6-N1	9.33	116.17	111.50
1	AA	2383	G	C5-C6-O6	-9.32	123.01	128.60
34	BA	896	C	C6-N1-C2	9.31	124.03	120.30
1	AA	437	G	C8-N9-C4	9.30	110.12	106.40
34	BA	218	C	C6-N1-C2	-9.30	116.58	120.30
1	AA	1269	G	C4-N9-C1'	-9.30	114.41	126.50
1	AA	783	C	N3-C4-C5	9.30	125.62	121.90
1	AA	555	G	C4-C5-N7	9.30	114.52	110.80
1	AA	974	G	C6-C5-N7	-9.29	124.83	130.40
1	AA	1361	C	C6-N1-C2	-9.28	116.59	120.30
1	CA	1269	A	N9-C4-C5	-9.28	102.09	105.80
1	AA	1279	C	N3-C4-C5	9.28	125.61	121.90
34	DA	1158	C	N1-C2-O2	9.28	124.47	118.90
1	AA	2084	A	C8-N9-C4	-9.24	102.10	105.80
1	CA	2438	U	O5'-P-OP2	-9.24	97.38	105.70
1	AA	1718	U	N3-C4-C5	9.24	120.14	114.60
1	CA	1021	A	C5-N7-C8	-9.24	99.28	103.90
1	AA	468	G	N3-C4-N9	9.23	131.54	126.00
1	CA	975	C	N1-C2-O2	9.23	124.44	118.90
1	CA	2503	A	N1-C2-N3	-9.23	124.68	129.30
1	AA	978	A	O4'-C1'-N9	9.23	115.58	108.20
1	CA	1828	G	O5'-P-OP2	9.22	121.77	110.70
1	CA	2618	G	O5'-P-OP2	-9.22	97.41	105.70
1	AA	205	A	C8-N9-C4	9.21	109.48	105.80

Continued on next page...

Continued from previous page...

Mol	Chain	Res	Type	Atoms	Z	Observed(°)	Ideal(°)
1	AA	1019	G	N3-C2-N2	-9.21	113.45	119.90
1	AA	2224	C	C6-N1-C2	9.21	123.99	120.30
1	CA	1287	A	C8-N9-C4	-9.21	102.11	105.80
1	AA	2631	C	N3-C4-C5	9.21	125.58	121.90
1	AA	2640	C	N3-C4-C5	9.21	125.58	121.90
1	CA	1558	A	C2-N3-C4	-9.21	106.00	110.60
1	AA	176	G	C4-C5-N7	9.20	114.48	110.80
1	AA	1548	C	C6-N1-C2	-9.19	116.62	120.30
1	AA	1789	G	O5'-P-OP1	-9.19	97.43	105.70
1	CA	2613	U	N3-C2-O2	-9.19	115.77	122.20
1	CA	772	C	C5-C6-N1	-9.17	116.42	121.00
1	CA	1200	C	C5-C6-N1	-9.16	116.42	121.00
1	CA	1428	C	C6-N1-C2	9.15	123.96	120.30
1	AA	2598	C	C6-N1-C2	-9.14	116.64	120.30
1	AA	2298	A	N1-C6-N6	9.13	124.08	118.60
1	CA	1437	C	C6-N1-C2	-9.13	116.65	120.30
1	AA	2641	A	C6-C5-N7	-9.13	125.91	132.30
1	AA	801	C	C2-N3-C4	-9.12	115.34	119.90
1	AA	542	C	N3-C4-C5	9.12	125.55	121.90
1	AA	783	C	C6-N1-C2	9.12	123.95	120.30
1	AA	1235	G	C5-N7-C8	9.11	108.86	104.30
1	AA	1805	C	C6-N1-C2	-9.11	116.66	120.30
1	AA	1249	A	N3-C4-N9	-9.10	120.12	127.40
1	AA	2638	C	C6-N1-C2	9.10	123.94	120.30
1	AA	730	C	N1-C2-O2	9.10	124.36	118.90
1	AA	1073	A	C8-N9-C4	9.10	109.44	105.80
1	AA	54	G	C8-N9-C4	-9.09	102.76	106.40
1	AA	2697	G	C2-N3-C4	9.09	116.45	111.90
1	AA	563	G	N7-C8-N9	-9.08	108.56	113.10
1	CA	2360	A	C8-N9-C4	9.08	109.43	105.80
1	AA	1028	C	C5-C4-N4	-9.08	113.85	120.20
1	CA	800	A	O5'-P-OP1	-9.08	97.53	105.70
1	AA	400	U	O5'-P-OP1	9.07	121.59	110.70
1	AA	471	C	OP1-P-OP2	-9.07	105.99	119.60
1	AA	1058	U	C4-C5-C6	9.07	125.14	119.70
1	AA	2023	A	N1-C6-N6	-9.06	113.16	118.60
1	AA	1040	C	N1-C2-O2	-9.06	113.46	118.90
1	AA	180	A	C5-C6-N1	-9.06	113.17	117.70
1	CA	1269	A	O5'-P-OP2	-9.06	97.55	105.70
1	AA	2660	C	C4-C5-C6	9.05	121.93	117.40
1	CA	141	A	C5-N7-C8	-9.05	99.37	103.90
34	BA	778	G	C5-C6-O6	9.05	134.03	128.60

Continued on next page...

Continued from previous page...

Mol	Chain	Res	Type	Atoms	Z	Observed(°)	Ideal(°)
1	CA	330	A	C2-N3-C4	-9.05	106.08	110.60
1	AA	1003	U	N3-C4-C5	-9.04	109.17	114.60
1	AA	2357	G	N9-C4-C5	-9.04	101.78	105.40
1	AA	1255	A	N7-C8-N9	9.04	118.32	113.80
1	AA	884	C	N3-C2-O2	-9.03	115.58	121.90
1	CA	1808	U	O5'-P-OP1	-9.03	97.57	105.70
34	BA	567	G	O5'-P-OP1	-9.03	97.58	105.70
1	AA	2791	A	N1-C6-N6	-9.02	113.19	118.60
34	BA	322	C	C6-N1-C2	9.02	123.91	120.30
1	AA	2386	C	C5-C6-N1	-9.02	116.49	121.00
1	CA	1996	C	O5'-P-OP1	-9.02	97.58	105.70
1	AA	978	A	N1-C6-N6	9.02	124.01	118.60
1	AA	906	G	O4'-C1'-N9	-9.01	101.00	108.20
1	AA	2299	A	N3-C4-N9	-9.01	120.19	127.40
1	AA	2834	C	N3-C2-O2	9.01	128.21	121.90
1	CA	182	A	N1-C6-N6	9.00	124.00	118.60
1	AA	1150	C	OP2-P-O3'	-9.00	85.40	105.20
1	AA	1726	U	N1-C2-O2	-9.00	116.50	122.80
1	AA	856	G	C5-C6-O6	8.99	134.00	128.60
1	AA	554	A	C5-N7-C8	-8.98	99.41	103.90
1	CA	744	G	C5-C6-O6	-8.98	123.21	128.60
1	AA	424	G	N3-C2-N2	8.97	126.18	119.90
1	AA	1612	C	O5'-P-OP2	-8.97	97.63	105.70
1	CA	225	A	O5'-P-OP2	-8.96	97.63	105.70
1	CA	265	A	C4-C5-N7	8.96	115.18	110.70
1	AA	554	A	C4-C5-N7	8.95	115.17	110.70
1	AA	2223	C	C5-C4-N4	-8.95	113.94	120.20
1	AA	2509	A	C8-N9-C4	8.95	109.38	105.80
1	CA	1365	A	C6-C5-N7	-8.94	126.04	132.30
1	AA	1059	C	N3-C2-O2	8.94	128.16	121.90
1	AA	741	U	O5'-P-OP2	-8.94	97.66	105.70
1	AA	1944	G	C5-C6-O6	-8.94	123.24	128.60
34	DA	904	C	O5'-P-OP1	8.94	121.42	110.70
1	AA	744	C	C5-C6-N1	-8.93	116.53	121.00
1	AA	859	C	N1-C2-O2	-8.93	113.54	118.90
1	AA	2756	C	C6-N1-C2	-8.93	116.73	120.30
1	AA	1249	A	N7-C8-N9	8.93	118.26	113.80
1	AA	1710	C	C4-C5-C6	8.93	121.86	117.40
1	AA	1664	A	N1-C6-N6	-8.92	113.25	118.60
1	AA	2506	G	C5-C6-N1	-8.90	107.05	111.50
1	AA	1154	U	C5-C6-N1	8.89	127.15	122.70
1	AA	1342	G	N1-C6-O6	-8.89	114.57	119.90

Continued on next page...

Continued from previous page...

Mol	Chain	Res	Type	Atoms	Z	Observed(°)	Ideal(°)
1	AA	2025	G	C8-N9-C4	8.89	109.95	106.40
1	AA	2087	C	N1-C2-O2	8.89	124.23	118.90
1	AA	1605	A	C5-N7-C8	-8.88	99.46	103.90
1	AA	1790	A	C6-C5-N7	-8.88	126.08	132.30
1	AA	2794	A	N1-C6-N6	-8.88	113.27	118.60
1	AA	2368	C	C6-N1-C2	8.88	123.85	120.30
1	AA	2694	U	O5'-P-OP1	8.88	121.35	110.70
1	AA	1546	G	N1-C6-O6	8.87	125.22	119.90
34	BA	912	C	C6-N1-C2	8.87	123.85	120.30
1	AA	714	U	N1-C2-N3	8.87	120.22	114.90
1	AA	885	C	N3-C4-C5	8.86	125.44	121.90
1	AA	148	C	N3-C2-O2	-8.85	115.70	121.90
34	BA	345	C	C6-N1-C2	-8.85	116.76	120.30
1	CA	25	U	N3-C2-O2	8.84	128.39	122.20
1	AA	2826	C	N3-C4-C5	8.84	125.43	121.90
2	AB	101	G	N3-C2-N2	8.84	126.08	119.90
1	CA	2007	C	C6-N1-C2	8.84	123.83	120.30
1	CA	945	A	C6-C5-N7	-8.83	126.12	132.30
1	AA	2591	C	N3-C2-O2	-8.83	115.72	121.90
1	AA	1474	C	C4-C5-C6	8.83	121.81	117.40
1	AA	898	U	C5-C6-N1	-8.82	118.29	122.70
1	AA	2468	C	C2-N3-C4	8.82	124.31	119.90
34	BA	1512	U	O5'-P-OP2	-8.82	97.76	105.70
1	AA	121	G	O5'-P-OP1	8.82	121.28	110.70
1	AA	1795	G	N1-C6-O6	-8.81	114.61	119.90
1	CA	2622	C	C6-N1-C2	8.81	123.83	120.30
1	AA	855	G	N3-C2-N2	8.81	126.07	119.90
1	AA	749	G	C5-C6-O6	-8.81	123.32	128.60
1	AA	874	U	N3-C2-O2	8.80	128.36	122.20
1	AA	1857	G	N1-C6-O6	-8.80	114.62	119.90
1	AA	2162	C	C2-N1-C1'	8.80	128.48	118.80
1	AA	581	G	C4-C5-N7	-8.79	107.28	110.80
1	CA	2036	C	O5'-P-OP1	-8.79	97.79	105.70
1	AA	2627	U	N3-C2-O2	-8.78	116.06	122.20
1	AA	254	A	O4'-C1'-N9	8.77	115.22	108.20
1	AA	2029	C	C6-N1-C2	-8.77	116.79	120.30
1	AA	806	G	C2-N3-C4	8.77	116.28	111.90
1	AA	224	U	O5'-P-OP2	-8.76	97.81	105.70
1	AA	612	C	C5-C6-N1	-8.76	116.62	121.00
1	AA	2450	U	N1-C2-O2	-8.76	116.67	122.80
1	AA	2459	G	N7-C8-N9	-8.76	108.72	113.10
1	AA	630	U	O5'-P-OP1	-8.76	97.82	105.70

Continued on next page...

Continued from previous page...

Mol	Chain	Res	Type	Atoms	Z	Observed(°)	Ideal(°)
1	AA	2671	G	C5-C6-O6	8.75	133.85	128.60
1	CA	195	A	N9-C4-C5	8.75	109.30	105.80
1	CA	2840	C	O5'-P-OP2	-8.74	97.83	105.70
1	AA	1262	C	N3-C4-C5	8.74	125.40	121.90
1	AA	2641	A	C8-N9-C4	-8.73	102.31	105.80
1	AA	2079	A	C8-N9-C4	8.73	109.29	105.80
1	AA	2397	C	C2-N3-C4	-8.73	115.53	119.90
1	AA	2693	C	C6-N1-C2	-8.73	116.81	120.30
1	AA	608	G	C5-C6-O6	-8.73	123.36	128.60
1	AA	1809	U	N3-C2-O2	8.73	128.31	122.20
1	AA	2828	G	C8-N9-C4	8.72	109.89	106.40
1	CA	1698	A	C5-C6-N1	-8.72	113.34	117.70
1	CA	2256	G	C5-C6-O6	-8.72	123.37	128.60
1	AA	990	A	C5-C6-N6	-8.71	116.73	123.70
1	AA	725	C	N3-C4-C5	8.71	125.38	121.90
1	AA	1331	G	C5-C6-O6	-8.70	123.38	128.60
56	BW	28	G	O5'-P-OP2	-8.69	97.88	105.70
1	AA	2258	G	C8-N9-C4	8.69	109.88	106.40
1	CA	2610	C	N1-C2-O2	8.69	124.11	118.90
1	AA	2641	A	N1-C2-N3	8.67	133.64	129.30
1	AA	1742	G	C5-C6-O6	-8.67	123.40	128.60
1	AA	2223	C	C6-N1-C2	8.67	123.77	120.30
1	AA	1199	C	C5-C4-N4	-8.67	114.13	120.20
1	AA	2437	A	O5'-P-OP2	-8.67	97.90	105.70
1	AA	592	U	C5-C4-O4	-8.66	120.70	125.90
1	AA	2103	C	C5-C6-N1	-8.66	116.67	121.00
1	AA	523	G	N1-C6-O6	-8.66	114.70	119.90
1	AA	2614	A	O5'-P-OP2	-8.66	97.91	105.70
1	AA	1655	A	N9-C4-C5	-8.65	102.34	105.80
1	CA	307	G	C5-C6-O6	-8.65	123.41	128.60
1	AA	354	A	C5-N7-C8	-8.65	99.57	103.90
1	AA	1745	A	C5-N7-C8	-8.65	99.58	103.90
34	BA	762	C	N3-C2-O2	-8.64	115.85	121.90
1	AA	2828	G	N7-C8-N9	-8.64	108.78	113.10
1	AA	2888	U	C6-N1-C2	-8.64	115.81	121.00
1	AA	1755	C	C6-N1-C2	8.64	123.75	120.30
1	AA	2524	C	C6-N1-C2	8.64	123.75	120.30
1	CA	265	A	C5-N7-C8	-8.63	99.58	103.90
1	AA	2010	C	C5-C6-N1	-8.63	116.69	121.00
1	CA	1993	U	C5-C6-N1	-8.63	118.39	122.70
1	CA	1779	U	N3-C4-C5	8.61	119.76	114.60
1	AA	1011	G	N1-C2-N2	-8.61	108.46	116.20

Continued on next page...

Continued from previous page...

Mol	Chain	Res	Type	Atoms	Z	Observed(°)	Ideal(°)
1	CA	1204	A	N1-C6-N6	8.60	123.76	118.60
1	CA	88	G	O5'-P-OP1	-8.59	97.97	105.70
34	DA	509	A	C8-N9-C4	-8.59	102.36	105.80
1	CA	1782	C	C6-N1-C2	8.58	123.73	120.30
1	AA	1176	U	N3-C2-O2	-8.58	116.19	122.20
1	AA	2879	G	N9-C4-C5	8.58	108.83	105.40
1	AA	150	C	C2-N3-C4	-8.58	115.61	119.90
1	CA	1955	U	C6-N1-C2	8.58	126.15	121.00
1	AA	2357	G	C8-N9-C4	8.57	109.83	106.40
1	AA	873	U	C5-C6-N1	-8.56	118.42	122.70
1	AA	2636	G	N3-C2-N2	8.56	125.89	119.90
1	AA	894	U	N3-C4-O4	-8.56	113.41	119.40
1	CA	1968	G	N1-C6-O6	8.56	125.03	119.90
1	AA	1714	G	N1-C6-O6	-8.55	114.77	119.90
1	AA	2217	C	C6-N1-C2	8.55	123.72	120.30
1	AA	2430	A	O5'-P-OP2	-8.55	98.00	105.70
1	AA	1790	A	N9-C4-C5	-8.55	102.38	105.80
34	BA	1529	G	C8-N9-C4	-8.55	102.98	106.40
1	AA	1271	G	N1-C6-O6	8.54	125.03	119.90
1	CA	1955	U	C5-C6-N1	-8.54	118.43	122.70
1	AA	2299	A	C4-C5-N7	8.54	114.97	110.70
1	CA	581	C	N1-C2-O2	-8.54	113.78	118.90
2	AB	71	C	C5-C4-N4	-8.53	114.23	120.20
1	AA	222	A	C8-N9-C4	8.53	109.21	105.80
1	CA	1788	C	C4-C5-C6	8.53	121.66	117.40
1	AA	424	G	N1-C2-N2	-8.53	108.53	116.20
1	AA	2084	A	C5-N7-C8	-8.52	99.64	103.90
2	AB	52	A	N7-C8-N9	-8.52	109.54	113.80
1	AA	199	C	C6-N1-C2	8.51	123.70	120.30
2	AB	75	G	N1-C2-N2	-8.51	108.54	116.20
1	AA	1438	A	N7-C8-N9	-8.51	109.55	113.80
1	AA	1514	C	C6-N1-C2	8.51	123.70	120.30
1	AA	2331	G	N7-C8-N9	8.51	117.35	113.10
34	BA	898	G	C5-C6-O6	-8.51	123.50	128.60
1	CA	1670	C	O5'-P-OP1	-8.50	98.05	105.70
1	CA	1788	C	N3-C4-C5	-8.50	118.50	121.90
1	AA	1732	C	C2-N3-C4	-8.50	115.65	119.90
1	CA	2045	C	N1-C2-O2	-8.50	113.80	118.90
1	AA	1207	C	C6-N1-C2	8.49	123.70	120.30
1	AA	2065	C	C2-N3-C4	-8.49	115.66	119.90
1	AA	2520	G	N1-C6-O6	-8.49	114.81	119.90
1	CA	2550	G	N1-C6-O6	8.48	124.99	119.90

Continued on next page...

Continued from previous page...

Mol	Chain	Res	Type	Atoms	Z	Observed(°)	Ideal(°)
1	AA	514	G	O5'-P-OP2	-8.48	98.07	105.70
1	AA	1657	C	C2-N3-C4	-8.48	115.66	119.90
1	AA	2234	G	C4-C5-N7	-8.47	107.41	110.80
1	AA	2248	C	C5-C6-N1	-8.47	116.76	121.00
1	AA	1664	A	C5-C6-N6	8.47	130.48	123.70
1	AA	2217	C	C5-C6-N1	-8.47	116.77	121.00
1	AA	1028	C	N3-C4-C5	8.46	125.29	121.90
1	AA	2252	C	C6-N1-C2	8.45	123.68	120.30
1	CA	528	A	C5-C6-N1	-8.46	113.47	117.70
1	CA	2495	G	N3-C4-C5	8.45	132.83	128.60
1	AA	1314	A	C2-N3-C4	-8.45	106.38	110.60
1	CA	2032	G	N1-C6-O6	-8.45	114.83	119.90
1	AA	19	C	C2-N3-C4	-8.45	115.67	119.90
34	BA	244	U	N3-C2-O2	-8.45	116.28	122.20
1	AA	1204	C	C6-N1-C2	8.45	123.68	120.30
1	AA	1732	C	N3-C4-C5	8.45	125.28	121.90
34	BA	764	C	C6-N1-C2	8.44	123.68	120.30
1	CA	2206	G	C8-N9-C4	8.45	109.78	106.40
1	AA	2600	G	C8-N9-C4	8.44	109.78	106.40
1	AA	354	A	C5-C6-N1	-8.44	113.48	117.70
1	AA	1011	G	N3-C2-N2	8.43	125.80	119.90
1	AA	1059	C	C5-C4-N4	-8.43	114.30	120.20
1	AA	1071	G	C5-C6-O6	8.43	133.66	128.60
1	AA	2300	A	C8-N9-C4	8.43	109.17	105.80
1	CA	133	C	C5-C6-N1	-8.43	116.78	121.00
1	AA	1185	C	C4-C5-C6	8.43	121.61	117.40
1	AA	2261	U	C6-N1-C2	8.43	126.06	121.00
1	AA	2715	C	C6-N1-C2	-8.42	116.93	120.30
1	AA	1254	G	O5'-P-OP2	-8.42	98.12	105.70
1	AA	1956	C	N3-C4-C5	8.42	125.27	121.90
1	AA	2496	G	N1-C6-O6	-8.42	114.85	119.90
1	AA	874	U	C2-N1-C1'	-8.41	107.60	117.70
1	AA	1624	C	O5'-P-OP2	-8.41	98.13	105.70
1	AA	552	C	C4-C5-C6	8.41	121.61	117.40
1	AA	1543	U	C5-C4-O4	8.41	130.95	125.90
1	AA	1169	C	N1-C2-O2	-8.40	113.86	118.90
1	AA	2272	C	C5-C6-N1	-8.40	116.80	121.00
34	BA	1519	A	C5-C6-N6	8.40	130.42	123.70
1	AA	2514	G	O5'-P-OP1	-8.40	98.14	105.70
1	AA	86	C	N3-C4-C5	8.39	125.26	121.90
1	AA	874	U	C6-N1-C2	8.39	126.03	121.00
1	AA	2756	C	N3-C4-C5	-8.39	118.54	121.90

Continued on next page...

Continued from previous page...

Mol	Chain	Res	Type	Atoms	Z	Observed(°)	Ideal(°)
1	CA	265	A	C6-C5-N7	-8.39	126.43	132.30
1	CA	1776	G	N3-C4-N9	8.39	131.03	126.00
1	AA	1738	C	C6-N1-C2	-8.39	116.95	120.30
1	AA	859	C	C2-N3-C4	-8.38	115.71	119.90
2	AB	90	A	N7-C8-N9	-8.38	109.61	113.80
34	DA	1158	C	N3-C2-O2	-8.38	116.03	121.90
1	CA	2261	C	O5'-P-OP1	8.37	120.75	110.70
1	AA	2732	G	C4-C5-N7	8.37	114.15	110.80
1	CA	1294	U	N1-C2-O2	-8.37	116.94	122.80
1	AA	853	C	N1-C2-O2	8.37	123.92	118.90
1	AA	777	C	C5-C6-N1	-8.36	116.82	121.00
1	AA	1425	A	N1-C6-N6	8.36	123.61	118.60
1	AA	1807	G	O5'-P-OP2	-8.36	98.18	105.70
1	AA	176	G	C6-C5-N7	-8.35	125.39	130.40
1	AA	554	A	N1-C6-N6	8.35	123.61	118.60
1	AA	1264	G	C2-N3-C4	-8.35	107.72	111.90
34	BA	1260	C	C2-N1-C1'	8.35	127.99	118.80
34	DA	549	C	OP1-P-OP2	-8.35	107.07	119.60
1	AA	499	G	N1-C2-N2	-8.35	108.69	116.20
1	AA	1252	C	O5'-P-OP1	-8.35	98.19	105.70
1	AA	2441	G	C6-N1-C2	-8.35	120.09	125.10
1	AA	990	A	C8-N9-C4	-8.34	102.46	105.80
1	CA	1292	U	N3-C2-O2	8.34	128.04	122.20
1	AA	2255	U	N1-C2-O2	-8.34	116.96	122.80
1	CA	2608	G	O5'-P-OP2	-8.34	98.19	105.70
1	CA	1985	G	O5'-P-OP2	-8.34	98.19	105.70
1	CA	2723	C	N3-C2-O2	-8.34	116.06	121.90
1	CA	53	A	C2-N3-C4	-8.34	106.43	110.60
1	AA	2389	A	N7-C8-N9	-8.33	109.63	113.80
1	AA	434	G	C8-N9-C1'	-8.32	116.18	127.00
1	CA	1676	A	C8-N9-C4	8.32	109.13	105.80
1	AA	1169	C	N3-C4-C5	8.32	125.23	121.90
1	AA	914	C	N1-C2-O2	-8.31	113.91	118.90
1	CA	1021	A	N3-C4-C5	8.31	132.62	126.80
1	AA	883	G	C8-N9-C4	-8.31	103.08	106.40
1	AA	563	G	C8-N9-C4	8.31	109.72	106.40
1	AA	1535	U	O5'-P-OP1	-8.30	98.23	105.70
1	AA	1790	A	C4-C5-N7	8.30	114.85	110.70
43	BJ	46	ARG	NE-CZ-NH1	8.30	124.45	120.30
1	CA	576	U	O5'-P-OP1	-8.30	98.23	105.70
1	CA	1994	C	C6-N1-C2	8.30	123.62	120.30
1	AA	813	C	C5-C6-N1	-8.30	116.85	121.00

Continued on next page...

Continued from previous page...

Mol	Chain	Res	Type	Atoms	Z	Observed(°)	Ideal(°)
1	CA	2062	A	C5-N7-C8	-8.29	99.75	103.90
1	AA	992	G	O5'-P-OP1	-8.29	98.24	105.70
1	AA	999	G	N1-C6-O6	-8.29	114.92	119.90
1	CA	195	A	N1-C6-N6	-8.29	113.62	118.60
1	AA	343	C	N3-C2-O2	-8.29	116.10	121.90
1	CA	2040	C	C6-N1-C2	8.29	123.61	120.30
1	AA	637	U	N1-C2-N3	8.29	119.87	114.90
1	AA	392	U	O5'-P-OP2	8.29	120.64	110.70
1	AA	408	G	N7-C8-N9	-8.29	108.96	113.10
1	CA	1963	U	N3-C2-O2	-8.28	116.40	122.20
1	AA	499	G	C5-C6-O6	8.28	133.57	128.60
1	AA	542	C	C2-N3-C4	-8.28	115.76	119.90
1	AA	1862	G	C5-C6-N1	-8.28	107.36	111.50
1	CA	747	U	O5'-P-OP1	-8.28	98.25	105.70
1	CA	444	C	C6-N1-C2	8.27	123.61	120.30
34	BA	804	U	N3-C4-O4	-8.27	113.61	119.40
1	CA	330	A	N3-C4-C5	8.27	132.59	126.80
34	DA	914	A	O5'-P-OP1	-8.27	98.26	105.70
1	AA	1663	C	N1-C2-O2	-8.27	113.94	118.90
1	AA	199	C	C4-C5-C6	8.27	121.53	117.40
1	AA	1201	A	N1-C2-N3	-8.27	125.17	129.30
1	AA	2299	A	N1-C6-N6	8.26	123.56	118.60
1	AA	2830	A	N1-C2-N3	8.26	133.43	129.30
34	BA	665	A	O5'-P-OP2	-8.26	98.27	105.70
1	AA	354	A	C4-C5-C6	-8.25	112.87	117.00
1	AA	2087	C	N3-C2-O2	-8.25	116.12	121.90
34	BA	915	A	O5'-P-OP2	-8.25	98.27	105.70
1	CA	1788	C	C6-N1-C2	-8.25	117.00	120.30
1	AA	870	G	N1-C6-O6	-8.25	114.95	119.90
1	AA	1718	U	C6-N1-C2	8.25	125.95	121.00
1	CA	2248	C	O5'-P-OP2	-8.25	98.28	105.70
1	CA	1661	G	C8-N9-C4	8.25	109.70	106.40
1	CA	2446	G	C5-C6-O6	8.25	133.55	128.60
1	AA	2643	G	C8-N9-C4	-8.24	103.10	106.40
1	CA	1340	U	C5-C4-O4	-8.24	120.95	125.90
1	AA	1271	G	C5-C6-O6	-8.24	123.66	128.60
1	AA	875	U	O5'-P-OP1	-8.23	98.29	105.70
1	CA	2685	G	C5-C6-N1	8.23	115.61	111.50
1	AA	1309	U	C2-N3-C4	-8.23	122.06	127.00
1	AA	813	C	C6-N1-C2	8.23	123.59	120.30
1	AA	1297	C	C5-C6-N1	8.22	125.11	121.00
1	AA	437	G	N9-C4-C5	-8.22	102.11	105.40

Continued on next page...

Continued from previous page...

Mol	Chain	Res	Type	Atoms	Z	Observed(°)	Ideal(°)
1	AA	120	G	C5-C6-O6	-8.21	123.67	128.60
1	AA	542	C	C5-C6-N1	-8.21	116.89	121.00
1	AA	225	C	C5-C6-N1	-8.21	116.90	121.00
1	AA	2266	C	O5'-P-OP1	8.21	120.55	110.70
1	AA	223	C	N3-C2-O2	-8.19	116.17	121.90
1	AA	2678	C	OP2-P-O3'	8.19	123.22	105.20
1	AA	123	G	C5-C6-O6	-8.19	123.69	128.60
1	AA	829	A	N7-C8-N9	-8.19	109.70	113.80
34	BA	375	U	O5'-P-OP1	-8.19	98.33	105.70
1	AA	484	G	N1-C6-O6	8.19	124.81	119.90
1	AA	616	G	O5'-P-OP2	-8.19	98.33	105.70
1	AA	1196	C	OP2-P-O3'	8.19	123.21	105.20
34	BA	883	C	C6-N1-C2	-8.19	117.03	120.30
1	CA	2203	U	C2-N1-C1'	-8.18	107.89	117.70
1	AA	154	G	N3-C4-C5	8.18	132.69	128.60
1	AA	2221	A	N1-C6-N6	-8.17	113.70	118.60
1	AA	2883	A	C8-N9-C4	-8.17	102.53	105.80
1	AA	829	A	O5'-P-OP1	-8.17	98.35	105.70
1	CA	141	A	C4-C5-N7	8.17	114.78	110.70
1	AA	851	A	C2-N3-C4	-8.16	106.52	110.60
1	AA	1605	A	O4'-C1'-N9	8.16	114.73	108.20
1	CA	2876	G	C5-C6-O6	-8.16	123.70	128.60
1	AA	2902	G	N7-C8-N9	8.16	117.18	113.10
1	AA	1644	C	N1-C2-O2	-8.15	114.01	118.90
1	AA	777	C	N3-C4-C5	8.15	125.16	121.90
1	CA	1647	G	O4'-C1'-N9	-8.15	101.68	108.20
1	CA	1130	U	O5'-P-OP1	-8.15	98.37	105.70
1	AA	1068	G	N3-C4-N9	-8.13	121.12	126.00
1	AA	1690	G	N1-C6-O6	-8.13	115.02	119.90
1	AA	2876	U	C5-C6-N1	-8.13	118.64	122.70
1	AA	2266	C	N1-C2-O2	-8.13	114.02	118.90
1	AA	2636	G	N1-C2-N2	-8.12	108.89	116.20
1	CA	2374	C	OP1-P-OP2	8.12	131.79	119.60
1	AA	1721	G	C8-N9-C4	-8.12	103.15	106.40
1	CA	2818	G	C8-N9-C4	8.12	109.65	106.40
1	AA	507	G	O5'-P-OP2	-8.12	98.39	105.70
2	AB	75	G	N3-C2-N2	8.12	125.58	119.90
1	CA	41	C	O5'-P-OP2	-8.11	98.40	105.70
1	AA	408	G	C8-N9-C4	8.11	109.64	106.40
1	AA	2774	G	N7-C8-N9	-8.11	109.05	113.10
1	CA	305	U	C5-C4-O4	-8.11	121.04	125.90
1	AA	581	G	N1-C6-O6	-8.10	115.04	119.90

Continued on next page...

Continued from previous page...

Mol	Chain	Res	Type	Atoms	Z	Observed(°)	Ideal(°)
1	AA	2732	G	N1-C6-O6	8.10	124.76	119.90
1	CA	530	G	C4-C5-N7	8.10	114.04	110.80
1	AA	42	G	C5-C6-O6	-8.10	123.74	128.60
1	AA	2054	G	N7-C8-N9	-8.10	109.05	113.10
1	CA	2082	A	N1-C2-N3	8.10	133.35	129.30
1	AA	751	G	N7-C8-N9	-8.10	109.05	113.10
1	AA	830	A	C4-C5-C6	8.09	121.05	117.00
1	CA	945	A	N3-C4-C5	8.09	132.46	126.80
1	AA	22	C	N3-C2-O2	-8.09	116.24	121.90
1	AA	2025	G	N7-C8-N9	-8.09	109.06	113.10
1	CA	1200	C	C2-N3-C4	-8.09	115.86	119.90
1	AA	2550	C	C6-N1-C2	8.09	123.53	120.30
1	AA	2518	U	P-O3'-C3'	8.08	129.40	119.70
1	AA	199	C	C2-N3-C4	-8.08	115.86	119.90
1	AA	847	A	C2-N3-C4	8.08	114.64	110.60
1	AA	254	A	C8-N9-C4	-8.07	102.57	105.80
1	AA	31	C	O5'-P-OP1	-8.07	98.44	105.70
1	AA	991	G	N7-C8-N9	-8.07	109.06	113.10
1	AA	853	C	C6-N1-C2	8.07	123.53	120.30
1	CA	862	G	O5'-P-OP2	-8.07	98.44	105.70
1	AA	1076	G	N3-C2-N2	8.06	125.55	119.90
1	AA	2035	A	N9-C4-C5	-8.06	102.57	105.80
1	CA	1695	G	O5'-P-OP2	-8.06	98.44	105.70
1	AA	977	G	N1-C2-N2	-8.06	108.94	116.20
1	AA	1026	A	C8-N9-C4	8.06	109.02	105.80
1	AA	1067	A	N7-C8-N9	8.06	117.83	113.80
1	CA	2490	G	C4-C5-N7	8.06	114.02	110.80
2	AB	33	G	C8-N9-C4	8.06	109.62	106.40
34	BA	770	C	O5'-P-OP2	-8.06	98.45	105.70
1	AA	2706	G	N7-C8-N9	-8.05	109.08	113.10
1	AA	978	A	N3-C4-N9	-8.05	120.96	127.40
1	AA	1199	C	C4-C5-C6	8.05	121.42	117.40
1	AA	1406	A	O5'-P-OP1	-8.05	98.46	105.70
1	AA	1184	G	N1-C6-O6	-8.04	115.07	119.90
1	CA	2893	G	N3-C4-N9	8.04	130.82	126.00
1	AA	27	G	O5'-P-OP2	-8.04	98.46	105.70
1	AA	148	C	C6-N1-C2	-8.04	117.08	120.30
1	AA	641	G	O5'-P-OP1	-8.03	98.48	105.70
1	AA	833	C	O5'-P-OP1	-8.03	98.48	105.70
1	AA	1443	U	C2-N3-C4	-8.02	122.19	127.00
1	AA	2580	C	C5-C4-N4	-8.02	114.58	120.20
1	AA	882	A	OP2-P-O3'	8.02	122.84	105.20

Continued on next page...

Continued from previous page...

Mol	Chain	Res	Type	Atoms	Z	Observed(°)	Ideal(°)
1	AA	1262	C	C5-C4-N4	-8.01	114.59	120.20
1	CA	1126	A	C5-C6-N6	-8.01	117.30	123.70
1	CA	2741	A	C8-N9-C4	8.00	109.00	105.80
1	AA	1646	C	C5-C4-N4	-8.00	114.60	120.20
1	AA	2524	C	N3-C2-O2	8.00	127.50	121.90
1	CA	205	G	C8-N9-C4	8.00	109.60	106.40
1	AA	725	C	N3-C2-O2	8.00	127.50	121.90
1	AA	2742	G	N9-C4-C5	-8.00	102.20	105.40
1	AA	2590	G	N1-C6-O6	-8.00	115.10	119.90
1	AA	2826	C	O5'-P-OP2	-8.00	98.50	105.70
2	AB	91	C	N3-C4-C5	8.00	125.10	121.90
1	AA	1252	C	C2-N3-C4	-8.00	115.90	119.90
1	AA	751	G	C5-N7-C8	7.99	108.30	104.30
1	CA	1761	C	C6-N1-C2	7.99	123.50	120.30
1	AA	1157	A	C2-N3-C4	-7.99	106.60	110.60
1	AA	964	A	O5'-P-OP1	-7.99	98.51	105.70
1	CA	1165	U	N3-C2-O2	-7.99	116.61	122.20
1	AA	2870	A	C8-N9-C4	7.98	108.99	105.80
1	CA	1294	U	N3-C2-O2	7.98	127.79	122.20
1	AA	146	G	N1-C2-N2	-7.98	109.02	116.20
1	AA	903	C	C6-N1-C2	-7.98	117.11	120.30
1	AA	1207	C	N3-C4-C5	7.98	125.09	121.90
1	AA	794	U	C5-C4-O4	7.97	130.68	125.90
1	AA	127	C	C2-N3-C4	-7.97	115.92	119.90
1	AA	2293	C	C5-C4-N4	-7.97	114.62	120.20
1	AA	222	A	O5'-P-OP1	-7.97	98.53	105.70
1	AA	335	A	N7-C8-N9	-7.97	109.82	113.80
1	CA	2247	A	C8-N9-C4	7.96	108.99	105.80
1	AA	2659	U	C6-N1-C2	7.96	125.78	121.00
1	AA	1040	C	N3-C2-O2	7.96	127.47	121.90
1	AA	1650	C	O5'-P-OP1	-7.96	98.54	105.70
1	CA	133	C	O5'-P-OP1	7.96	120.25	110.70
1	CA	339	U	N3-C2-O2	7.96	127.77	122.20
1	AA	1605	A	N9-C4-C5	-7.96	102.62	105.80
1	AA	2519	C	C2-N3-C4	-7.96	115.92	119.90
1	AA	2103	C	N1-C2-N3	7.96	124.77	119.20
1	AA	2715	C	N3-C4-C5	-7.95	118.72	121.90
1	CA	1365	A	C5-C6-N6	-7.95	117.34	123.70
1	AA	1809	U	C5-C4-O4	-7.95	121.13	125.90
1	AA	2063	U	C2-N3-C4	-7.95	122.23	127.00
1	AA	1252	C	N3-C4-C5	7.95	125.08	121.90
1	AA	1478	C	N1-C2-O2	-7.95	114.13	118.90

Continued on next page...

Continued from previous page...

Mol	Chain	Res	Type	Atoms	Z	Observed(°)	Ideal(°)
1	CA	2613	U	N1-C2-O2	7.95	128.36	122.80
1	AA	315	C	C6-N1-C2	7.94	123.48	120.30
1	AA	127	C	N3-C4-C5	7.94	125.08	121.90
1	AA	176	G	C5-N7-C8	-7.94	100.33	104.30
1	CA	313	C	N3-C2-O2	7.94	127.46	121.90
1	CA	1681	G	N3-C4-N9	-7.94	121.23	126.00
1	CA	380	U	C6-N1-C2	-7.94	116.24	121.00
1	AA	862	C	N3-C2-O2	-7.94	116.34	121.90
2	AB	32	C	O5'-P-OP1	-7.93	98.56	105.70
1	CA	573	G	C5-C6-O6	-7.93	123.84	128.60
1	AA	1067	A	C4-C5-N7	7.93	114.67	110.70
1	CA	1006	C	N3-C4-C5	-7.93	118.73	121.90
1	AA	1040	C	C6-N1-C2	7.93	123.47	120.30
1	CA	2350	C	C6-N1-C2	7.93	123.47	120.30
1	AA	1801	G	N1-C6-O6	-7.93	115.14	119.90
1	AA	1071	G	N1-C6-O6	-7.92	115.14	119.90
1	CA	1292	U	N1-C2-O2	-7.92	117.25	122.80
1	AA	414	U	N3-C4-O4	7.92	124.94	119.40
34	BA	799	G	C5-C6-O6	7.92	133.35	128.60
1	AA	1017	G	O5'-P-OP2	-7.92	98.58	105.70
1	AA	527	A	N9-C4-C5	7.91	108.97	105.80
1	AA	2108	U	O5'-P-OP2	-7.91	98.58	105.70
1	AA	2530	A	C8-N9-C4	-7.91	102.63	105.80
34	DA	39	G	N1-C6-O6	-7.91	115.15	119.90
1	CA	1126	A	C6-C5-N7	-7.91	126.76	132.30
1	AA	1067	A	N1-C6-N6	7.91	123.35	118.60
1	AA	2602	A	C2-N3-C4	-7.91	106.64	110.60
34	BA	795	C	N1-C2-O2	-7.91	114.15	118.90
34	BA	1113	C	C5-C6-N1	7.91	124.95	121.00
1	AA	1270	C	N1-C2-O2	-7.91	114.16	118.90
1	AA	2641	A	C4-C5-N7	7.91	114.65	110.70
1	CA	2543	G	C5-C6-O6	-7.91	123.86	128.60
1	AA	515	G	C8-N9-C4	7.91	109.56	106.40
1	AA	568	C	N3-C4-C5	7.91	125.06	121.90
34	BA	345	C	C5-C6-N1	7.90	124.95	121.00
1	AA	108	G	O5'-P-OP2	-7.90	98.59	105.70
1	AA	785	G	OP1-P-O3'	7.90	122.58	105.20
34	BA	889	A	OP1-P-OP2	7.90	131.45	119.60
1	AA	168	G	N3-C2-N2	-7.89	114.38	119.90
1	AA	1202	A	N9-C4-C5	-7.89	102.64	105.80
34	BA	884	U	OP1-P-OP2	7.89	131.44	119.60
1	AA	967	G	N3-C4-C5	-7.89	124.66	128.60

Continued on next page...

Continued from previous page...

Mol	Chain	Res	Type	Atoms	Z	Observed(°)	Ideal(°)
1	CA	1979	C	O5'-P-OP2	-7.89	98.60	105.70
1	AA	453	C	C6-N1-C2	-7.88	117.15	120.30
1	AA	730	C	N3-C2-O2	-7.88	116.38	121.90
1	AA	2460	A	O5'-P-OP1	-7.88	98.61	105.70
1	CA	1000	A	C8-N9-C4	7.88	108.95	105.80
1	AA	804	U	O5'-P-OP2	-7.88	98.61	105.70
1	AA	2462	A	O5'-P-OP2	-7.87	98.61	105.70
2	AB	75	G	N1-C6-O6	-7.87	115.18	119.90
1	CA	1204	A	C5-N7-C8	-7.87	99.97	103.90
1	CA	1824	G	C8-N9-C4	-7.87	103.25	106.40
1	AA	2383	G	C2-N3-C4	7.86	115.83	111.90
1	AA	512	C	OP1-P-O3'	7.86	122.49	105.20
1	AA	751	G	N3-C2-N2	-7.86	114.40	119.90
1	AA	1211	U	N3-C2-O2	-7.86	116.70	122.20
1	AA	2355	C	OP1-P-OP2	7.86	131.39	119.60
1	AA	2791	A	O5'-P-OP2	-7.86	98.63	105.70
1	CA	1202	C	C6-N1-C2	7.86	123.44	120.30
1	CA	2363	C	C6-N1-C2	7.85	123.44	120.30
1	AA	1059	C	N1-C2-O2	-7.85	114.19	118.90
1	AA	413	G	O5'-P-OP1	-7.85	98.64	105.70
1	AA	592	U	N3-C2-O2	7.84	127.69	122.20
1	AA	1252	C	C5-C6-N1	-7.84	117.08	121.00
1	AA	1367	A	C4-C5-C6	7.84	120.92	117.00
1	AA	437	G	C5-C6-O6	-7.84	123.90	128.60
1	AA	1397	C	N1-C2-O2	-7.84	114.20	118.90
34	BA	787	A	O5'-P-OP2	-7.84	98.65	105.70
34	BA	878	G	N1-C6-O6	-7.83	115.20	119.90
1	AA	2004	C	N1-C2-O2	-7.83	114.20	118.90
1	AA	2383	G	C4-C5-N7	7.83	113.93	110.80
1	AA	1176	U	N1-C2-O2	7.83	128.28	122.80
1	AA	2467	G	N1-C2-N2	-7.82	109.16	116.20
34	BA	1529	G	N3-C4-C5	-7.82	124.69	128.60
1	CA	1275	A	C8-N9-C4	7.82	108.93	105.80
21	CX	57	LEU	CA-CB-CG	7.82	133.28	115.30
1	AA	1166	G	N1-C6-O6	-7.82	115.21	119.90
1	AA	1807	G	N1-C6-O6	7.82	124.59	119.90
17	AT	118	ARG	NE-CZ-NH1	7.82	124.21	120.30
1	AA	776	G	O5'-P-OP2	-7.82	98.67	105.70
1	AA	1965	U	C5-C6-N1	-7.81	118.79	122.70
1	AA	1412	A	N9-C4-C5	-7.81	102.68	105.80
1	AA	2836	A	N1-C2-N3	7.81	133.21	129.30
1	AA	2686	G	C5-C6-O6	-7.81	123.92	128.60

Continued on next page...

Continued from previous page...

Mol	Chain	Res	Type	Atoms	Z	Observed(°)	Ideal(°)
1	CA	486	C	N1-C2-O2	-7.80	114.22	118.90
1	AA	582	G	N1-C6-O6	-7.80	115.22	119.90
1	AA	2821	G	O5'-P-OP2	-7.80	98.68	105.70
1	CA	2679	A	O5'-P-OP2	-7.80	98.68	105.70
34	DA	365	U	C5-C6-N1	-7.80	118.80	122.70
1	CA	1992	G	C8-N9-C4	-7.80	103.28	106.40
1	AA	95	G	C5-C6-O6	7.80	133.28	128.60
1	AA	399	G	O5'-P-OP2	-7.80	98.68	105.70
1	AA	1249	A	C4-C5-N7	7.80	114.60	110.70
1	AA	2162	C	N1-C2-O2	7.80	123.58	118.90
34	BA	769	G	O5'-P-OP1	7.79	120.05	110.70
1	AA	623	G	C8-N9-C4	-7.79	103.28	106.40
1	AA	2099	A	C2-N3-C4	7.79	114.50	110.60
1	CA	182	A	N9-C4-C5	-7.79	102.68	105.80
1	AA	139	A	O4'-C1'-N9	7.79	114.43	108.20
1	AA	2902	G	P-O3'-C3'	7.79	129.05	119.70
1	CA	2465	C	O5'-P-OP1	7.79	120.05	110.70
1	AA	1783	C	N1-C2-O2	-7.79	114.23	118.90
1	CA	1844	C	N3-C4-N4	7.79	123.45	118.00
1	AA	704	U	C5-C6-N1	-7.78	118.81	122.70
1	CA	1761	C	C5-C6-N1	-7.78	117.11	121.00
1	AA	2515	A	N1-C2-N3	-7.78	125.41	129.30
1	AA	2641	A	O5'-P-OP2	-7.78	98.70	105.70
1	AA	120	G	C6-N1-C2	-7.78	120.44	125.10
1	AA	2482	G	C8-N9-C4	7.77	109.51	106.40
1	CA	2539	C	C6-N1-C2	7.77	123.41	120.30
1	AA	2312	G	N9-C4-C5	7.77	108.51	105.40
1	AA	61	C	N1-C2-O2	-7.77	114.24	118.90
34	DA	1158	C	C2-N1-C1'	7.77	127.34	118.80
34	BA	879	C	N3-C4-C5	7.76	125.00	121.90
1	CA	2062	A	N1-C6-N6	7.76	123.25	118.60
1	AA	1028	C	N3-C2-O2	7.75	127.33	121.90
1	CA	1704	G	C8-N9-C4	-7.75	103.30	106.40
1	AA	559	U	C5-C4-O4	7.75	130.55	125.90
1	AA	2873	C	C6-N1-C2	7.75	123.40	120.30
1	AA	1003	U	C5-C4-O4	7.75	130.55	125.90
1	AA	2880	C	C4-C5-C6	7.74	121.27	117.40
1	CA	2244	U	O5'-P-OP2	-7.74	98.73	105.70
1	CA	2286	A	N1-C6-N6	7.74	123.25	118.60
1	CA	1622	G	N3-C2-N2	-7.74	114.48	119.90
1	AA	1766	G	C4-C5-N7	7.74	113.89	110.80
1	CA	1200	C	N3-C4-C5	7.74	125.00	121.90

Continued on next page...

Continued from previous page...

Mol	Chain	Res	Type	Atoms	Z	Observed(°)	Ideal(°)
1	AA	2518	U	OP1-P-O3'	-7.74	88.18	105.20
1	AA	414	U	N1-C2-O2	-7.73	117.39	122.80
1	AA	2641	A	N1-C6-N6	7.73	123.24	118.60
1	CA	960	A	C8-N9-C4	7.73	108.89	105.80
1	CA	2439	A	O5'-P-OP2	-7.73	98.74	105.70
1	AA	2610	A	OP2-P-O3'	7.73	122.20	105.20
1	CA	2235	G	N1-C6-O6	7.73	124.54	119.90
1	AA	1605	A	N3-C4-C5	7.73	132.21	126.80
1	AA	1462	G	O4'-C1'-N9	7.72	114.38	108.20
1	AA	2600	G	N7-C8-N9	-7.72	109.24	113.10
1	AA	1021	G	O5'-P-OP1	-7.72	98.75	105.70
1	AA	2479	C	C2-N3-C4	-7.72	116.04	119.90
1	CA	1142(A)	A	C5-C6-N1	-7.72	113.84	117.70
1	CA	1304	C	C6-N1-C2	7.72	123.39	120.30
1	AA	240	A	N1-C6-N6	-7.71	113.97	118.60
1	AA	2870	A	N7-C8-N9	-7.71	109.94	113.80
1	AA	1664	A	N9-C4-C5	7.71	108.89	105.80
1	AA	1344	C	O5'-P-OP2	7.71	119.95	110.70
1	AA	2703	C	C2-N3-C4	-7.71	116.04	119.90
1	AA	54	G	N9-C4-C5	7.71	108.48	105.40
34	BA	1465	C	N3-C2-O2	-7.71	116.51	121.90
34	BA	1509	C	N1-C2-O2	-7.71	114.28	118.90
1	AA	1010	C	N1-C2-O2	7.70	123.52	118.90
1	AA	414	U	N3-C2-O2	7.70	127.59	122.20
1	AA	2794	A	N9-C4-C5	7.70	108.88	105.80
1	CA	2547	U	C5-C6-N1	-7.70	118.85	122.70
1	CA	2329	G	O5'-P-OP1	7.70	119.94	110.70
1	CA	76	C	C6-N1-C2	-7.69	117.22	120.30
1	AA	1956	C	O5'-P-OP2	-7.69	98.78	105.70
26	A2	7	ARG	NE-CZ-NH2	-7.69	116.45	120.30
34	DA	1519	A	O5'-P-OP2	-7.69	98.78	105.70
1	AA	1516	A	N1-C6-N6	7.69	123.21	118.60
1	AA	2360	U	C6-N1-C2	7.68	125.61	121.00
56	BW	45	U	N3-C2-O2	-7.68	116.82	122.20
1	AA	859	C	C5-C6-N1	-7.68	117.16	121.00
1	AA	2876	U	C5-C4-O4	7.68	130.51	125.90
1	AA	1732	C	C5-C6-N1	-7.68	117.16	121.00
34	BA	560	U	C5-C6-N1	7.68	126.54	122.70
1	AA	1026	A	C6-N1-C2	7.68	123.21	118.60
1	CA	783	A	O5'-P-OP2	-7.68	98.79	105.70
1	AA	775	G	N9-C4-C5	7.67	108.47	105.40
1	AA	1722	C	C6-N1-C2	-7.67	117.23	120.30

Continued on next page...

Continued from previous page...

Mol	Chain	Res	Type	Atoms	Z	Observed(°)	Ideal(°)
34	DA	760	G	C8-N9-C4	7.67	109.47	106.40
1	CA	2286	A	OP1-P-O3'	7.67	122.07	105.20
1	CA	1440	G	O5'-P-OP2	-7.67	98.80	105.70
1	AA	2258	G	N9-C4-C5	-7.66	102.33	105.40
1	AA	2559	U	N1-C2-N3	7.66	119.50	114.90
1	AA	751	G	C4-C5-N7	-7.66	107.74	110.80
1	AA	504	A	O5'-P-OP1	-7.66	98.81	105.70
1	AA	831	A	N7-C8-N9	-7.66	109.97	113.80
1	AA	553	A	N9-C4-C5	-7.65	102.74	105.80
1	CA	751	A	O5'-P-OP1	-7.65	98.81	105.70
1	AA	1977	U	C5-C6-N1	-7.65	118.88	122.70
1	AA	2411	G	N7-C8-N9	-7.65	109.27	113.10
1	CA	2286	A	C6-C5-N7	-7.65	126.94	132.30
1	AA	2503	U	N3-C2-O2	7.64	127.55	122.20
1	AA	2880	C	C5-C6-N1	-7.64	117.18	121.00
1	AA	839	G	C8-N9-C4	-7.64	103.34	106.40
1	AA	1076	G	N1-C2-N2	-7.64	109.32	116.20
1	CA	2893	G	C5-C6-O6	-7.64	124.02	128.60
1	AA	2062	C	C6-N1-C2	7.64	123.36	120.30
1	AA	2502	G	C2-N3-C4	7.64	115.72	111.90
1	AA	977	G	C5-C6-O6	7.63	133.18	128.60
1	AA	884	C	N1-C2-O2	7.63	123.48	118.90
1	AA	2368	C	N3-C4-C5	7.63	124.95	121.90
34	BA	1442	G	C4-C5-N7	7.63	113.85	110.80
34	BA	1495	U	N3-C2-O2	-7.63	116.86	122.20
1	CA	2588	G	C5-C6-O6	7.63	133.18	128.60
1	CA	1214	A	N7-C8-N9	-7.63	109.99	113.80
1	CA	2591	C	N1-C2-O2	-7.63	114.33	118.90
1	CA	1698	A	C5-N7-C8	-7.62	100.09	103.90
1	AA	139	A	N1-C2-N3	7.62	133.11	129.30
1	AA	12	U	N3-C2-O2	-7.62	116.87	122.20
1	AA	1819	C	C6-N1-C2	7.62	123.35	120.30
1	AA	2510	C	O5'-P-OP1	7.62	119.84	110.70
1	CA	2543	G	N1-C6-O6	7.62	124.47	119.90
34	BA	266	G	N7-C8-N9	7.61	116.91	113.10
34	BA	1404	C	N1-C2-O2	-7.61	114.33	118.90
1	AA	1440	U	OP1-P-OP2	-7.61	108.18	119.60
1	AA	1546	G	C5-C6-O6	-7.61	124.03	128.60
1	AA	2284	U	N3-C2-O2	-7.61	116.87	122.20
34	DA	720	C	N1-C2-O2	7.61	123.47	118.90
1	AA	1905	G	N9-C4-C5	7.61	108.44	105.40
34	DA	1500	A	N1-C6-N6	7.61	123.16	118.60

Continued on next page...

Continued from previous page...

Mol	Chain	Res	Type	Atoms	Z	Observed(°)	Ideal(°)
1	AA	2707	C	C6-N1-C2	7.60	123.34	120.30
34	DA	1487	G	C8-N9-C4	-7.60	103.36	106.40
1	AA	50	G	C8-N9-C4	-7.60	103.36	106.40
1	AA	2261	U	C5-C6-N1	-7.60	118.90	122.70
1	CA	2055	C	O5'-P-OP1	7.60	119.82	110.70
1	CA	2042	A	C8-N9-C4	7.60	108.84	105.80
1	AA	413	G	N3-C4-C5	-7.60	124.80	128.60
1	AA	2775	G	N1-C6-O6	-7.59	115.34	119.90
56	BW	17	C	N1-C2-O2	7.59	123.46	118.90
1	AA	106	U	O5'-P-OP1	-7.59	98.87	105.70
1	AA	1635	C	C6-N1-C2	-7.59	117.26	120.30
34	DA	324	G	O5'-P-OP2	-7.59	98.87	105.70
1	CA	2043	C	C2-N1-C1'	7.59	127.14	118.80
1	AA	811	A	O5'-P-OP2	-7.58	98.87	105.70
1	AA	525	G	O5'-P-OP1	-7.58	98.88	105.70
1	AA	844	C	N1-C2-O2	-7.58	114.35	118.90
1	AA	805	C	N3-C4-N4	-7.58	112.69	118.00
1	AA	2460	A	C8-N9-C4	-7.58	102.77	105.80
1	CA	48	G	C5-C6-N1	-7.58	107.71	111.50
34	DA	1407	C	C5-C4-N4	-7.58	114.90	120.20
1	CA	1394	U	O5'-P-OP2	7.57	119.79	110.70
1	AA	1745	A	O4'-C1'-N9	7.57	114.26	108.20
1	AA	2266	C	N3-C2-O2	7.57	127.20	121.90
34	BA	876	G	O5'-P-OP1	-7.57	98.89	105.70
1	AA	2755	C	C2-N3-C4	-7.57	116.12	119.90
1	AA	1660	A	O5'-P-OP1	-7.57	98.89	105.70
1	CA	573	G	C4-C5-N7	7.57	113.83	110.80
1	AA	2101	U	OP1-P-OP2	7.56	130.95	119.60
1	AA	2021	C	N1-C2-O2	-7.56	114.36	118.90
1	AA	1460	G	N9-C4-C5	7.56	108.42	105.40
1	AA	32	C	O5'-P-OP2	-7.56	98.90	105.70
1	AA	1188	A	C5-C6-N1	-7.56	113.92	117.70
1	AA	2073	A	N1-C6-N6	-7.55	114.07	118.60
1	CA	141	A	N7-C8-N9	7.55	117.58	113.80
1	CA	2285	C	O5'-P-OP2	-7.55	98.90	105.70
1	AA	1238	G	N7-C8-N9	-7.55	109.33	113.10
1	AA	2332	A	N1-C6-N6	7.55	123.13	118.60
1	AA	2608	U	C5-C4-O4	-7.55	121.37	125.90
34	BA	898	G	N1-C6-O6	7.55	124.43	119.90
1	AA	607	C	C2-N3-C4	-7.54	116.13	119.90
1	AA	623	G	N7-C8-N9	7.54	116.87	113.10
1	AA	738	C	N1-C2-O2	-7.54	114.37	118.90

Continued on next page...

Continued from previous page...

Mol	Chain	Res	Type	Atoms	Z	Observed(°)	Ideal(°)
1	AA	1331	G	N1-C6-O6	7.54	124.43	119.90
1	AA	1842	G	N3-C2-N2	-7.54	114.62	119.90
1	AA	1922	A	C8-N9-C4	-7.54	102.78	105.80
34	BA	836	G	N1-C6-O6	7.54	124.43	119.90
1	AA	2097	U	C2-N3-C4	-7.54	122.47	127.00
1	AA	2440	G	N1-C6-O6	-7.54	115.38	119.90
34	BA	1413	A	N1-C6-N6	7.54	123.12	118.60
34	BA	1442	G	C5-N7-C8	-7.54	100.53	104.30
1	AA	868	A	C4-C5-N7	-7.53	106.93	110.70
1	AA	1372	U	C5-C6-N1	-7.53	118.93	122.70
1	AA	2902	G	C6-C5-N7	-7.53	125.88	130.40
1	AA	1003	U	C6-N1-C2	-7.53	116.48	121.00
1	AA	1059	C	N3-C4-C5	7.53	124.91	121.90
1	AA	2437	A	C5-N7-C8	-7.53	100.13	103.90
1	AA	2902	G	C4-C5-N7	7.53	113.81	110.80
1	AA	556	C	N3-C2-O2	-7.53	116.63	121.90
1	AA	150	C	C5-C6-N1	-7.53	117.24	121.00
1	AA	2611	G	N1-C6-O6	-7.53	115.38	119.90
1	CA	751	A	N9-C4-C5	-7.53	102.79	105.80
1	CA	2198	A	C8-N9-C4	7.52	108.81	105.80
1	CA	1792	G	N7-C8-N9	-7.51	109.34	113.10
1	AA	1782	C	C6-N1-C2	7.51	123.31	120.30
1	AA	894	U	C2-N1-C1'	-7.51	108.69	117.70
1	AA	1273	G	C5-N7-C8	7.51	108.06	104.30
1	CA	2360	A	N7-C8-N9	-7.51	110.05	113.80
1	AA	1503	G	O5'-P-OP1	7.50	119.70	110.70
1	AA	1822	A	OP2-P-O3'	7.50	121.71	105.20
1	AA	2559	U	C5-C6-N1	-7.50	118.95	122.70
1	CA	1299	G	C8-N9-C4	-7.50	103.40	106.40
1	CA	1428	C	C5-C6-N1	-7.50	117.25	121.00
1	AA	990	A	C5-C6-N1	-7.50	113.95	117.70
1	CA	1022	G	N3-C2-N2	-7.50	114.65	119.90
34	DA	798	G	C8-N9-C4	-7.49	103.40	106.40
1	AA	456	A	C8-N9-C4	7.49	108.80	105.80
1	AA	2068	G	N3-C2-N2	7.49	125.14	119.90
1	AA	2287	C	C5'-C4'-O4'	-7.49	100.11	109.10
1	CA	2846	G	C8-N9-C4	7.49	109.40	106.40
1	AA	607	C	C5-C4-N4	-7.49	114.96	120.20
1	CA	381	G	N3-C2-N2	-7.49	114.66	119.90
1	AA	470	C	O5'-P-OP1	7.49	119.68	110.70
1	CA	914	C	N1-C2-O2	7.49	123.39	118.90
1	CA	1791	A	OP1-P-OP2	-7.49	108.37	119.60

Continued on next page...

Continued from previous page...

Mol	Chain	Res	Type	Atoms	Z	Observed(°)	Ideal(°)
1	AA	1197	G	O5'-P-OP2	-7.48	98.97	105.70
1	AA	1230	C	N1-C2-O2	7.48	123.39	118.90
1	AA	1263	C	OP1-P-OP2	7.48	130.82	119.60
1	AA	2620	G	C5-C6-O6	-7.48	124.11	128.60
34	BA	321	A	C8-N9-C4	7.48	108.79	105.80
1	CA	2503	A	C5-C6-N1	7.48	121.44	117.70
1	AA	1232	G	O5'-P-OP2	-7.48	98.97	105.70
1	AA	12	U	C2-N1-C1'	7.47	126.67	117.70
1	AA	2035	A	C8-N9-C4	7.47	108.79	105.80
34	BA	1030(B)	C	C2-N1-C1'	7.47	127.02	118.80
1	AA	818	G	N1-C6-O6	-7.47	115.42	119.90
1	AA	1230	C	C5-C4-N4	7.47	125.43	120.20
1	AA	2774	G	C8-N9-C4	7.46	109.39	106.40
1	AA	69	G	C4-C5-N7	-7.46	107.81	110.80
1	AA	751	G	N9-C4-C5	7.46	108.38	105.40
1	CA	527	C	N3-C4-N4	-7.46	112.78	118.00
1	AA	563	G	C5-N7-C8	7.45	108.03	104.30
1	CA	819	A	O5'-P-OP1	-7.45	98.99	105.70
1	AA	2290	A	N9-C4-C5	7.45	108.78	105.80
1	AA	1067	A	C6-N1-C2	7.45	123.07	118.60
1	AA	2873	C	O5'-P-OP2	-7.45	99.00	105.70
1	CA	2256	G	N1-C6-O6	7.45	124.37	119.90
1	AA	1007	G	OP1-P-OP2	-7.45	108.43	119.60
1	AA	2227	G	C4-N9-C1'	-7.45	116.82	126.50
1	AA	2751	A	C8-N9-C4	7.45	108.78	105.80
1	CA	2616	C	N3-C4-C5	7.44	124.88	121.90
1	AA	1694	G	C5-C6-O6	-7.44	124.13	128.60
1	AA	95	G	N1-C2-N2	-7.44	109.50	116.20
1	AA	1271	G	N3-C2-N2	-7.44	114.69	119.90
1	AA	1327	G	C8-N9-C4	-7.44	103.42	106.40
1	AA	2441	G	N1-C2-N3	7.44	128.36	123.90
1	CA	933	A	O4'-C1'-N9	7.44	114.15	108.20
1	AA	1949	A	O5'-P-OP2	-7.43	99.01	105.70
1	AA	2727	G	N1-C6-O6	-7.43	115.44	119.90
1	CA	1780	A	O5'-P-OP2	-7.43	99.01	105.70
1	AA	71	U	C2-N1-C1'	-7.43	108.78	117.70
1	AA	874	U	N1-C2-O2	-7.43	117.60	122.80
1	AA	1297	C	C2-N3-C4	7.43	123.62	119.90
1	AA	1921	G	C4-C5-N7	7.43	113.77	110.80
1	AA	83	A	O4'-C1'-N9	7.43	114.14	108.20
34	BA	863	U	C2-N1-C1'	-7.43	108.79	117.70
1	CA	25	U	N1-C2-O2	-7.43	117.60	122.80

Continued on next page...

Continued from previous page...

Mol	Chain	Res	Type	Atoms	Z	Observed(°)	Ideal(°)
1	AA	991	G	C8-N9-C4	7.43	109.37	106.40
34	BA	1502	A	O5'-P-OP2	-7.43	99.02	105.70
1	AA	2052	A	C4-C5-N7	7.42	114.41	110.70
1	AA	2287	C	C6-N1-C2	-7.42	117.33	120.30
1	CA	1776	G	N3-C4-C5	-7.42	124.89	128.60
34	BA	131	C	N3-C2-O2	-7.42	116.70	121.90
1	AA	1411	A	O5'-P-OP1	7.42	119.61	110.70
1	AA	2791	A	C5-C6-N6	7.42	129.63	123.70
1	AA	1766	G	C5-N7-C8	-7.42	100.59	104.30
1	CA	1792	G	C8-N9-C4	7.42	109.37	106.40
1	AA	195	U	N3-C4-O4	-7.41	114.21	119.40
1	AA	1334	U	N1-C2-N3	7.41	119.35	114.90
1	CA	1844	C	N1-C2-O2	-7.41	114.45	118.90
1	AA	20	C	C6-N1-C2	7.41	123.26	120.30
1	AA	1360	C	C6-N1-C2	-7.41	117.34	120.30
1	AA	2293	C	N1-C2-O2	-7.41	114.45	118.90
1	AA	1617	A	N1-C6-N6	7.40	123.04	118.60
1	AA	2453	C	O5'-P-OP2	7.40	119.58	110.70
1	CA	2000	G	O5'-P-OP1	7.40	119.58	110.70
1	AA	715	G	N1-C6-O6	7.40	124.34	119.90
1	AA	1359	U	N3-C2-O2	-7.40	117.02	122.20
1	AA	1605	A	C5-C6-N6	-7.40	117.78	123.70
1	AA	2295	C	C6-N1-C2	7.40	123.26	120.30
1	CA	2327	A	N1-C6-N6	-7.40	114.16	118.60
1	AA	2712	C	OP1-P-OP2	7.40	130.69	119.60
1	CA	2495	G	O5'-P-OP2	-7.40	99.04	105.70
1	AA	1691	C	N3-C2-O2	-7.39	116.73	121.90
1	AA	2394	G	N3-C4-C5	-7.39	124.90	128.60
1	AA	588	C	C5-C6-N1	7.39	124.69	121.00
1	AA	1798	C	O5'-P-OP1	-7.39	99.05	105.70
34	BA	1519	A	C5-C6-N1	-7.39	114.01	117.70
1	AA	2679	C	O5'-P-OP2	-7.38	99.05	105.70
1	AA	633	G	C2-N3-C4	-7.38	108.21	111.90
1	AA	2331	G	C8-N9-C4	-7.38	103.45	106.40
1	AA	146	G	C5-C6-O6	7.38	133.03	128.60
1	AA	2029	C	N3-C4-C5	-7.38	118.95	121.90
1	AA	203	G	O5'-P-OP2	-7.38	99.06	105.70
1	AA	2550	C	C5-C6-N1	-7.38	117.31	121.00
1	AA	893	C	C6-N1-C2	7.38	123.25	120.30
1	AA	2464	C	N3-C4-C5	7.38	124.85	121.90
1	AA	1060	U	C5-C6-N1	-7.38	119.01	122.70
1	AA	2442	A	O5'-P-OP1	7.37	119.55	110.70

Continued on next page...

Continued from previous page...

Mol	Chain	Res	Type	Atoms	Z	Observed(°)	Ideal(°)
1	AA	2705	A	O5'-P-OP1	7.37	119.55	110.70
1	AA	592	U	C2-N3-C4	-7.37	122.58	127.00
34	BA	887	G	O5'-P-OP2	-7.37	99.07	105.70
1	CA	2457	U	N1-C2-O2	7.37	127.96	122.80
1	AA	40	C	C4-C5-C6	7.36	121.08	117.40
1	AA	254	A	N1-C2-N3	7.36	132.98	129.30
1	AA	2470	G	C4-C5-N7	-7.36	107.86	110.80
1	AA	1185	C	C5-C6-N1	-7.36	117.32	121.00
1	CA	2588	G	N1-C6-O6	-7.36	115.48	119.90
34	DA	824	C	C6-N1-C2	-7.36	117.36	120.30
1	AA	510	C	OP1-P-OP2	-7.36	108.56	119.60
1	AA	862	C	N1-C2-O2	7.36	123.32	118.90
1	AA	2902	G	C8-N9-C4	-7.36	103.46	106.40
1	CA	2658	C	O5'-P-OP1	-7.36	99.08	105.70
34	BA	576	G	N3-C4-C5	-7.36	124.92	128.60
34	BA	674	G	O5'-P-OP1	-7.36	99.08	105.70
1	AA	1832	G	N1-C6-O6	7.35	124.31	119.90
1	AA	662	A	N1-C6-N6	7.35	123.01	118.60
1	AA	143	C	C6-N1-C2	-7.35	117.36	120.30
1	AA	1411	A	C6-N1-C2	-7.35	114.19	118.60
1	AA	2421	G	O5'-P-OP2	-7.35	99.09	105.70
34	BA	1519	A	OP1-P-OP2	7.34	130.62	119.60
1	AA	997	G	C5-C6-O6	7.34	133.01	128.60
1	AA	2525	G	C8-N9-C4	7.34	109.34	106.40
1	AA	208	G	N1-C6-O6	-7.34	115.50	119.90
1	AA	361	C	C2-N3-C4	-7.34	116.23	119.90
1	AA	855	G	C5-C6-O6	7.34	133.00	128.60
1	AA	1894	G	C5-C6-O6	-7.34	124.20	128.60
1	CA	2022	U	N3-C2-O2	7.34	127.34	122.20
1	AA	125	A	C5-C6-N1	7.34	121.37	117.70
56	BW	49	C	N1-C2-O2	7.33	123.30	118.90
1	AA	1952	G	N1-C6-O6	-7.33	115.50	119.90
1	CA	18	C	N1-C2-O2	-7.33	114.50	118.90
1	CA	1325	G	N1-C6-O6	7.33	124.30	119.90
1	CA	527	C	C5-C4-N4	7.33	125.33	120.20
1	CA	2060	A	O5'-P-OP1	-7.33	99.10	105.70
1	AA	705	C	C5-C6-N1	-7.33	117.33	121.00
1	AA	1600	A	O5'-P-OP2	-7.33	99.10	105.70
2	AB	64	C	C2-N3-C4	-7.33	116.23	119.90
1	AA	171	A	C5-N7-C8	-7.33	100.23	103.90
1	AA	2386	C	C6-N1-C2	7.33	123.23	120.30
1	CA	1391	U	O5'-P-OP1	-7.33	99.10	105.70

Continued on next page...

Continued from previous page...

Mol	Chain	Res	Type	Atoms	Z	Observed(°)	Ideal(°)
1	AA	20	C	N3-C4-C5	7.33	124.83	121.90
1	AA	221	G	N9-C4-C5	-7.33	102.47	105.40
34	BA	772	U	OP2-P-O3'	7.33	121.31	105.20
1	AA	978	A	C8-N9-C4	-7.32	102.87	105.80
1	CA	205	G	N7-C8-N9	-7.32	109.44	113.10
1	CA	1786	A	O4'-C1'-N9	7.32	114.06	108.20
1	CA	195	A	C8-N9-C4	-7.32	102.87	105.80
1	CA	522	G	C5-C6-O6	-7.32	124.21	128.60
1	AA	2451	A	C2-N3-C4	-7.31	106.94	110.60
1	AA	870	G	C5-C6-O6	7.31	132.99	128.60
1	CA	2532	G	N1-C6-O6	7.31	124.29	119.90
1	CA	2523	G	C6-C5-N7	-7.31	126.01	130.40
1	AA	1543	U	N3-C4-O4	-7.31	114.28	119.40
1	AA	2660	C	C5-C6-N1	-7.31	117.35	121.00
1	AA	1188	A	C8-N9-C4	-7.30	102.88	105.80
1	AA	1321	A	C4-C5-C6	7.30	120.65	117.00
1	AA	1978	U	O5'-P-OP2	-7.30	99.13	105.70
1	AA	1307	C	N3-C4-C5	7.30	124.82	121.90
1	CA	217	G	C8-N9-C4	7.29	109.32	106.40
1	AA	2383	G	O5'-P-OP2	7.29	119.45	110.70
1	CA	535	C	N1-C2-O2	-7.29	114.53	118.90
1	AA	354	A	N1-C2-N3	7.29	132.94	129.30
1	AA	553	A	C6-N1-C2	-7.29	114.23	118.60
1	AA	1699	A	O5'-P-OP2	-7.29	99.14	105.70
1	AA	2567	U	O5'-P-OP2	-7.28	99.15	105.70
1	CA	205	G	OP1-P-OP2	7.28	130.52	119.60
1	AA	1072	U	N3-C2-O2	-7.28	117.10	122.20
1	AA	2429	C	C5-C4-N4	7.28	125.30	120.20
1	CA	961	C	C6-N1-C2	7.28	123.21	120.30
1	AA	1168	G	N1-C6-O6	7.28	124.27	119.90
1	AA	736	A	O5'-P-OP2	-7.28	99.15	105.70
1	AA	868	A	C5-N7-C8	7.27	107.54	103.90
1	CA	569	U	C5-C4-O4	-7.27	121.54	125.90
1	CA	697	C	N3-C2-O2	-7.27	116.81	121.90
1	CA	1946	U	O5'-P-OP2	-7.27	99.16	105.70
1	AA	23	G	N1-C2-N3	7.27	128.26	123.90
1	AA	1067	A	C8-N9-C4	-7.27	102.89	105.80
1	AA	852	G	C8-N9-C4	-7.27	103.49	106.40
1	AA	1826	C	N1-C2-O2	-7.27	114.54	118.90
1	AA	2773	C	C5-C6-N1	-7.27	117.37	121.00
1	AA	774	A	C8-N9-C4	7.27	108.71	105.80
1	AA	146	G	C2-N3-C4	-7.26	108.27	111.90

Continued on next page...

Continued from previous page...

Mol	Chain	Res	Type	Atoms	Z	Observed(°)	Ideal(°)
1	AA	2106	C	OP1-P-O3'	-7.26	89.22	105.20
1	CA	2260	C	O5'-P-OP2	-7.26	99.16	105.70
1	AA	749	G	N1-C6-O6	7.26	124.26	119.90
1	CA	2605	U	C6-N1-C2	-7.26	116.64	121.00
1	CA	592	G	C8-N9-C4	7.26	109.30	106.40
1	AA	2417	G	C5-C6-O6	-7.26	124.25	128.60
2	AB	62	C	O5'-P-OP2	-7.26	99.17	105.70
1	CA	589	C	N3-C4-C5	7.25	124.80	121.90
1	AA	1726	U	N1-C2-N3	7.25	119.25	114.90
1	AA	2562	G	OP1-P-OP2	-7.25	108.72	119.60
1	AA	45	C	N1-C2-O2	-7.25	114.55	118.90
1	AA	2015	U	O5'-P-OP1	-7.25	99.18	105.70
1	AA	2298	A	C4-N9-C1'	7.25	139.34	126.30
1	CA	376	C	O5'-P-OP1	7.25	119.39	110.70
1	CA	842	G	C8-N9-C4	7.25	109.30	106.40
1	CA	2256	G	N9-C4-C5	-7.25	102.50	105.40
1	CA	190	A	N9-C4-C5	-7.24	102.90	105.80
1	AA	200	A	N7-C8-N9	-7.24	110.18	113.80
1	CA	749	C	N1-C2-O2	7.24	123.25	118.90
1	CA	1698	A	C6-C5-N7	-7.24	127.23	132.30
1	AA	2441	G	OP1-P-OP2	-7.24	108.74	119.60
1	AA	954	C	N3-C4-C5	7.24	124.79	121.90
1	AA	1262	C	C2-N3-C4	-7.24	116.28	119.90
34	BA	131	C	N1-C2-O2	7.24	123.24	118.90
1	AA	440	C	C6-N1-C2	7.23	123.19	120.30
1	AA	125	A	C5-C6-N6	-7.23	117.91	123.70
16	AS	48	LEU	CA-CB-CG	7.23	131.93	115.30
1	CA	514	A	O5'-P-OP1	-7.23	99.19	105.70
1	AA	36	G	O5'-P-OP2	-7.23	99.19	105.70
1	AA	2331	G	O4'-C1'-N9	7.23	113.98	108.20
2	AB	76	G	C8-N9-C4	7.23	109.29	106.40
34	BA	247	G	N3-C4-C5	-7.23	124.98	128.60
1	CA	154(A)	C	C6-N1-C2	-7.23	117.41	120.30
1	CA	2818	G	N7-C8-N9	-7.23	109.49	113.10
1	AA	2718	G	C5-N7-C8	7.22	107.91	104.30
1	AA	2671	G	N9-C4-C5	7.22	108.29	105.40
1	CA	1126	A	C4-C5-N7	7.22	114.31	110.70
1	AA	2028	C	C5-C4-N4	-7.22	115.14	120.20
1	CA	1962	C	N3-C2-O2	7.22	126.95	121.90
1	AA	1207	C	C2-N3-C4	-7.22	116.29	119.90
1	AA	467	U	C5-C6-N1	-7.21	119.09	122.70
1	AA	1265	A	C8-N9-C4	-7.21	102.91	105.80

Continued on next page...

Continued from previous page...

Mol	Chain	Res	Type	Atoms	Z	Observed(°)	Ideal(°)
1	AA	2509	A	N7-C8-N9	-7.21	110.19	113.80
1	CA	1003	G	C5-C6-O6	-7.21	124.27	128.60
1	AA	842	C	N3-C4-C5	7.21	124.78	121.90
1	AA	2530	A	C2-N3-C4	7.21	114.21	110.60
34	BA	25	C	C6-N1-C2	-7.21	117.42	120.30
1	CA	1622	G	O5'-P-OP1	-7.21	99.21	105.70
1	AA	1483	C	N3-C2-O2	-7.20	116.86	121.90
1	AA	493	G	N3-C2-N2	-7.20	114.86	119.90
1	AA	1691	C	N1-C2-O2	7.20	123.22	118.90
1	CA	2538	C	C6-N1-C2	7.20	123.18	120.30
1	AA	559	U	N3-C4-O4	-7.19	114.37	119.40
1	AA	891	C	N1-C2-O2	-7.19	114.59	118.90
1	AA	1802	C	N1-C2-O2	-7.19	114.59	118.90
1	AA	2902	G	C5-N7-C8	-7.19	100.70	104.30
1	AA	197	C	C5-C6-N1	-7.19	117.41	121.00
1	AA	484	G	C5-C6-O6	-7.19	124.29	128.60
1	CA	999	U	O5'-P-OP1	-7.19	99.23	105.70
1	AA	410	U	C5-C6-N1	-7.18	119.11	122.70
34	BA	762	C	N1-C2-O2	7.18	123.21	118.90
1	CA	728	G	C8-N9-C4	7.18	109.27	106.40
1	AA	2346	G	N1-C6-O6	7.18	124.21	119.90
1	AA	2781	C	O5'-P-OP2	-7.18	99.24	105.70
34	BA	836	G	C5-C6-O6	-7.18	124.29	128.60
1	AA	585	U	OP1-P-OP2	7.18	130.37	119.60
1	AA	618	C	C4-C5-C6	-7.18	113.81	117.40
1	CA	12	U	C2-N1-C1'	7.18	126.31	117.70
1	AA	798	A	OP1-P-OP2	-7.18	108.83	119.60
1	AA	1619	A	C8-N9-C4	7.17	108.67	105.80
1	AA	2067	C	C5-C6-N1	-7.17	117.41	121.00
1	AA	2740	G	C4-C5-N7	-7.17	107.93	110.80
1	AA	1247	C	N3-C4-C5	-7.17	119.03	121.90
1	AA	1394	G	C6-N1-C2	-7.17	120.80	125.10
1	CA	1779	U	C5-C6-N1	-7.17	119.12	122.70
1	CA	2374	C	O5'-P-OP2	-7.17	99.25	105.70
1	AA	741	U	C5-C6-N1	-7.16	119.12	122.70
1	AA	1175	A	O5'-P-OP2	-7.16	99.25	105.70
1	AA	2050	U	N3-C2-O2	-7.16	117.19	122.20
34	BA	879	C	C6-N1-C2	7.16	123.16	120.30
34	BA	1465	C	N1-C2-O2	7.16	123.20	118.90
34	BA	782	A	C8-N9-C4	7.16	108.66	105.80
1	AA	1377	A	O5'-P-OP2	-7.16	99.26	105.70
1	AA	1706	U	C5-C4-O4	-7.16	121.61	125.90

Continued on next page...

Continued from previous page...

Mol	Chain	Res	Type	Atoms	Z	Observed(°)	Ideal(°)
1	CA	2465	C	N3-C4-C5	7.16	124.76	121.90
1	CA	2565	A	O5'-P-OP2	7.16	119.29	110.70
1	AA	30	G	N7-C8-N9	-7.15	109.52	113.10
1	AA	1655	A	C6-C5-N7	-7.15	127.29	132.30
1	AA	2516	U	C2-N3-C4	-7.15	122.71	127.00
1	AA	1039	G	N1-C6-O6	7.15	124.19	119.90
1	CA	744	G	C4-C5-N7	7.15	113.66	110.80
1	AA	2641	A	N9-C1'-C2'	7.15	123.29	114.00
1	AA	42	G	C5-C6-N1	7.14	115.07	111.50
1	AA	2896	G	O5'-P-OP1	-7.14	99.27	105.70
34	BA	841	U	C5-C6-N1	7.14	126.27	122.70
1	CA	2539	C	C5-C6-N1	-7.14	117.43	121.00
1	AA	603	C	C4-C5-C6	7.14	120.97	117.40
1	AA	1676	G	C4-C5-N7	-7.14	107.94	110.80
1	CA	2031	A	C6-N1-C2	-7.14	114.31	118.60
1	AA	198	C	N3-C2-O2	-7.14	116.90	121.90
1	CA	672	C	N3-C4-C5	7.14	124.76	121.90
1	AA	1722	C	N3-C4-C5	-7.14	119.05	121.90
1	AA	1722	C	C5-C4-N4	7.14	125.20	120.20
1	AA	1832	G	C5-N7-C8	-7.14	100.73	104.30
1	AA	165	G	N1-C2-N2	-7.13	109.78	116.20
1	CA	2261	C	O5'-P-OP2	-7.13	99.28	105.70
1	AA	1835	C	N3-C4-C5	7.13	124.75	121.90
1	CA	1979	C	N3-C4-C5	-7.13	119.05	121.90
1	AA	1038	C	C5-C4-N4	-7.13	115.21	120.20
1	CA	2203	U	N3-C2-O2	7.13	127.19	122.20
1	CA	2571	C	N1-C2-O2	-7.13	114.62	118.90
2	AB	25	A	C8-N9-C4	7.12	108.65	105.80
1	AA	2709	G	O5'-P-OP2	-7.12	99.29	105.70
2	AB	106	G	N3-C2-N2	-7.12	114.91	119.90
34	DA	754	C	N1-C2-O2	7.12	123.17	118.90
1	AA	472	G	C8-N9-C4	7.12	109.25	106.40
1	AA	641	G	N1-C6-O6	-7.12	115.63	119.90
1	AA	2440	G	C5-C6-O6	7.12	132.87	128.60
1	CA	1993	U	OP1-P-OP2	7.12	130.28	119.60
1	AA	1855	G	OP2-P-O3'	7.12	120.86	105.20
1	AA	1098	C	C6-N1-C2	-7.12	117.45	120.30
1	AA	178	G	C5-C6-O6	-7.12	124.33	128.60
1	AA	2496	G	C5-C6-O6	7.12	132.87	128.60
1	CA	2441	C	C4-C5-C6	7.12	120.96	117.40
1	CA	2576	G	N1-C6-O6	-7.12	115.63	119.90
1	AA	2388	A	C8-N9-C4	7.11	108.64	105.80

Continued on next page...

Continued from previous page...

Mol	Chain	Res	Type	Atoms	Z	Observed(°)	Ideal(°)
1	AA	200	A	C4-C5-C6	7.11	120.55	117.00
1	AA	579	G	C8-N9-C4	-7.11	103.56	106.40
1	CA	1857	G	C4-C5-N7	7.11	113.64	110.80
1	AA	1278	G	N3-C2-N2	-7.11	114.92	119.90
1	AA	2760	G	C5-C6-O6	-7.11	124.33	128.60
2	AB	42	C	O5'-P-OP1	-7.11	99.30	105.70
1	AA	833	C	OP2-P-O3'	7.11	120.83	105.20
1	AA	1611	C	C6-N1-C2	7.11	123.14	120.30
1	CA	1815	A	N7-C8-N9	-7.11	110.25	113.80
1	AA	1056	A	OP2-P-O3'	7.10	120.83	105.20
1	AA	2839	C	OP2-P-O3'	7.10	120.83	105.20
1	AA	705	C	C2-N3-C4	-7.10	116.35	119.90
1	AA	1008	U	C2-N3-C4	-7.10	122.74	127.00
1	AA	2516	U	C5-C6-N1	-7.10	119.15	122.70
1	AA	50	G	N1-C2-N3	7.09	128.16	123.90
1	AA	1646	C	C6-N1-C2	7.09	123.14	120.30
1	CA	2028	U	N3-C4-O4	-7.09	114.44	119.40
1	AA	2083	G	N7-C8-N9	-7.09	109.55	113.10
1	AA	1608	G	O5'-P-OP2	7.09	119.21	110.70
1	AA	2051	G	N1-C6-O6	7.09	124.15	119.90
1	CA	759	G	C5-C6-O6	-7.08	124.35	128.60
1	AA	2343	G	N1-C6-O6	7.08	124.15	119.90
1	AA	2524	C	C2-N1-C1'	-7.08	111.01	118.80
34	DA	817	C	O5'-P-OP1	-7.08	99.33	105.70
1	AA	1197	G	C4-C5-N7	-7.08	107.97	110.80
1	AA	1813	C	N1-C2-O2	-7.08	114.65	118.90
1	AA	2062	C	N3-C4-C5	7.08	124.73	121.90
1	CA	232	G	N1-C6-O6	7.08	124.15	119.90
1	AA	405	C	N3-C4-N4	7.08	122.95	118.00
1	AA	1369	U	N3-C4-O4	-7.08	114.45	119.40
1	CA	1781	C	C6-N1-C2	7.08	123.13	120.30
1	AA	2548	G	C8-N9-C4	7.08	109.23	106.40
1	AA	2738	A	C8-N9-C4	7.08	108.63	105.80
1	AA	69	G	N9-C4-C5	7.07	108.23	105.40
2	AB	112	U	O5'-P-OP1	-7.07	99.33	105.70
1	CA	1021	A	C4-C5-N7	7.07	114.24	110.70
5	AE	151	TYR	CB-CA-C	-7.07	96.26	110.40
1	AA	1694	G	O5'-P-OP1	-7.07	99.34	105.70
1	AA	2640	C	C6-N1-C2	7.07	123.13	120.30
1	CA	1963	U	N1-C2-O2	7.07	127.75	122.80
1	CA	2465	C	C2-N3-C4	-7.07	116.36	119.90
1	AA	2103	C	N3-C2-O2	-7.07	116.95	121.90

Continued on next page...

Continued from previous page...

Mol	Chain	Res	Type	Atoms	Z	Observed(°)	Ideal(°)
1	CA	219	G	C6-C5-N7	-7.07	126.16	130.40
1	AA	549	U	N3-C2-O2	-7.07	117.25	122.20
1	AA	2523	U	C2-N3-C4	-7.07	122.76	127.00
1	AA	473	A	N1-C6-N6	-7.06	114.36	118.60
1	CA	942	G	C8-N9-C4	7.06	109.22	106.40
1	AA	1728	G	C5-N7-C8	-7.06	100.77	104.30
1	AA	2704	C	C6-N1-C2	7.06	123.12	120.30
1	CA	265	A	N7-C8-N9	7.06	117.33	113.80
1	AA	1355	G	C5-C6-N1	7.06	115.03	111.50
34	BA	345	C	N1-C2-O2	7.06	123.13	118.90
1	AA	2571	C	N1-C2-O2	7.05	123.13	118.90
1	AA	1330	A	OP1-P-OP2	7.05	130.18	119.60
1	CA	380	U	C5-C6-N1	7.05	126.23	122.70
1	AA	641	G	O5'-P-OP2	7.05	119.16	110.70
1	AA	2875	U	N3-C4-O4	7.05	124.33	119.40
1	CA	330	A	C4-C5-N7	7.05	114.22	110.70
1	CA	1812	A	OP1-P-OP2	7.05	130.18	119.60
1	AA	2521	G	C8-N9-C4	7.05	109.22	106.40
1	AA	2103	C	C2-N3-C4	-7.05	116.38	119.90
34	BA	890	G	C5-C6-O6	7.05	132.83	128.60
1	CA	987	G	C4-N9-C1'	-7.04	117.34	126.50
1	AA	597	C	N1-C2-O2	7.04	123.13	118.90
1	CA	1662	C	N3-C4-C5	7.04	124.72	121.90
1	AA	1356	G	O4'-C1'-N9	7.04	113.83	108.20
1	AA	2251	G	N1-C2-N2	-7.04	109.86	116.20
1	CA	528	A	C6-N1-C2	7.04	122.82	118.60
1	CA	1949	G	N3-C4-C5	-7.04	125.08	128.60
1	AA	194	G	C8-N9-C4	7.04	109.21	106.40
1	AA	2006	G	N1-C6-O6	-7.04	115.68	119.90
1	AA	2394	G	N3-C4-N9	7.04	130.22	126.00
2	CB	74	U	C5-C4-O4	7.04	130.12	125.90
1	AA	2336	C	C6-N1-C2	7.03	123.11	120.30
1	CA	2626	C	C6-N1-C2	7.03	123.11	120.30
1	AA	1344	C	C6-N1-C2	7.03	123.11	120.30
1	CA	2565	A	O5'-P-OP1	-7.03	99.37	105.70
1	AA	953	U	N3-C4-O4	7.03	124.32	119.40
1	AA	1516	A	C5-C6-N6	-7.03	118.08	123.70
1	AA	1848	G	O5'-P-OP2	-7.03	99.37	105.70
1	AA	744	C	C6-N1-C2	7.03	123.11	120.30
1	AA	2255	U	N3-C4-O4	7.03	124.32	119.40
1	CA	1189	A	N1-C6-N6	7.03	122.81	118.60
1	CA	2532	G	C5-C6-O6	-7.03	124.38	128.60

Continued on next page...

Continued from previous page...

Mol	Chain	Res	Type	Atoms	Z	Observed(°)	Ideal(°)
1	AA	555	G	C5-C6-O6	7.02	132.81	128.60
1	CA	1992	G	N1-C6-O6	-7.02	115.69	119.90
1	AA	963	A	OP1-P-O3'	7.02	120.64	105.20
1	AA	809	U	N1-C2-O2	7.02	127.71	122.80
1	AA	2619	G	C6-N1-C2	-7.02	120.89	125.10
1	AA	434	G	C4-N9-C1'	7.01	135.62	126.50
1	AA	637	U	N3-C4-O4	-7.01	114.49	119.40
1	CA	2034	U	N3-C2-O2	-7.01	117.29	122.20
56	BW	47	U	N3-C2-O2	-7.01	117.30	122.20
1	AA	1249	A	C8-N9-C4	-7.01	103.00	105.80
1	AA	2227	G	C8-N9-C1'	7.01	136.11	127.00
1	AA	2774	G	C5-C6-N1	7.00	115.00	111.50
1	CA	2629	A	O4'-C1'-N9	7.00	113.80	108.20
1	AA	959	U	O5'-P-OP2	-7.00	99.40	105.70
1	AA	1731	C	N1-C2-O2	-7.00	114.70	118.90
1	AA	2249	G	O5'-P-OP1	-7.00	99.40	105.70
1	AA	1169	C	C5-C6-N1	-7.00	117.50	121.00
1	AA	2016	C	O5'-P-OP2	-7.00	99.40	105.70
1	AA	2092	G	C5-C6-N1	7.00	115.00	111.50
1	AA	554	A	N1-C2-N3	-7.00	125.80	129.30
1	AA	623	G	C5-N7-C8	-7.00	100.80	104.30
1	AA	964	A	N9-C4-C5	-7.00	103.00	105.80
1	AA	2502	G	C5-C6-O6	-7.00	124.40	128.60
1	CA	1437	C	C5-C6-N1	7.00	124.50	121.00
1	AA	593	G	C4-C5-N7	7.00	113.60	110.80
1	AA	1378	G	N7-C8-N9	7.00	116.60	113.10
1	CA	2069	G	N9-C4-C5	7.00	108.20	105.40
1	AA	121	G	O5'-P-OP2	-6.99	99.41	105.70
1	AA	1843	A	N1-C6-N6	-6.99	114.40	118.60
1	AA	2299	A	C6-C5-N7	-6.99	127.41	132.30
1	AA	2599	A	O5'-P-OP1	-6.99	99.41	105.70
1	AA	2616	U	N3-C4-C5	6.99	118.79	114.60
1	CA	1994	C	C5-C6-N1	-6.99	117.50	121.00
1	CA	2332	U	O5'-P-OP1	6.99	119.09	110.70
34	DA	913	A	P-O3'-C3'	6.99	128.09	119.70
1	AA	1076	G	C6-C5-N7	-6.99	126.21	130.40
1	AA	1700	G	P-O3'-C3'	6.99	128.09	119.70
1	AA	2778	A	N1-C6-N6	6.99	122.79	118.60
1	CA	1962	C	N1-C2-O2	-6.99	114.71	118.90
1	CA	2082	A	N9-C4-C5	6.99	108.60	105.80
1	AA	1242	G	N7-C8-N9	-6.99	109.61	113.10
1	AA	990	A	C4-N9-C1'	6.99	138.87	126.30

Continued on next page...

Continued from previous page...

Mol	Chain	Res	Type	Atoms	Z	Observed(°)	Ideal(°)
1	CA	760	G	N1-C6-O6	6.99	124.09	119.90
1	AA	337	C	C6-N1-C2	6.98	123.09	120.30
1	AA	633	G	C8-N9-C4	6.98	109.19	106.40
1	AA	2092	G	N1-C6-O6	-6.98	115.71	119.90
1	CA	118	A	O5'-P-OP1	-6.98	99.42	105.70
1	AA	88	G	N3-C2-N2	-6.98	115.02	119.90
1	AA	2450	U	O5'-P-OP2	-6.98	99.42	105.70
1	AA	1166	G	C5-C6-O6	6.98	132.79	128.60
1	AA	2740	G	O5'-P-OP2	-6.98	99.42	105.70
1	AA	1177	G	C5-C6-O6	6.97	132.78	128.60
1	AA	2724	U	O4'-C1'-N1	6.97	113.78	108.20
1	AA	2876	U	O5'-P-OP2	-6.97	99.43	105.70
34	BA	1370	G	N1-C6-O6	6.97	124.08	119.90
1	AA	1171	G	C5-C6-O6	-6.97	124.42	128.60
1	CA	474	G	O5'-P-OP2	-6.97	99.43	105.70
1	AA	1478	C	C6-N1-C2	-6.96	117.51	120.30
1	AA	1420	G	OP1-P-OP2	-6.96	109.16	119.60
1	AA	1282	G	N3-C4-N9	6.96	130.18	126.00
1	AA	2115	G	C8-N9-C4	6.96	109.19	106.40
1	AA	2383	G	N1-C2-N3	-6.96	119.72	123.90
1	AA	1054	C	C2-N3-C4	-6.96	116.42	119.90
1	AA	2496	G	O5'-P-OP1	-6.96	99.44	105.70
1	AA	2504	U	N1-C2-O2	6.96	127.67	122.80
1	CA	2590	A	O5'-P-OP1	-6.96	99.44	105.70
1	AA	777	C	C5-C4-N4	-6.95	115.33	120.20
1	AA	2162	C	C6-N1-C2	-6.95	117.52	120.30
1	AA	491	G	C5-C6-O6	6.95	132.77	128.60
1	AA	1961	U	C5-C6-N1	6.95	126.18	122.70
1	AA	2354	C	N3-C4-N4	6.95	122.87	118.00
1	CA	330	A	C5-N7-C8	-6.95	100.42	103.90
1	AA	990	A	N9-C1'-C2'	6.95	123.03	114.00
1	AA	2316	G	N3-C4-N9	-6.94	121.83	126.00
1	AA	1703	C	C6-N1-C2	6.94	123.08	120.30
1	CA	1299	G	N1-C6-O6	-6.94	115.74	119.90
1	CA	2554	U	O5'-P-OP1	-6.94	99.45	105.70
1	AA	820	U	C5-C6-N1	-6.94	119.23	122.70
1	CA	2198	A	N7-C8-N9	-6.94	110.33	113.80
1	AA	2882	G	N9-C4-C5	6.94	108.17	105.40
1	CA	2395	C	C2-N3-C4	-6.94	116.43	119.90
2	CB	116	G	O5'-P-OP2	-6.94	99.46	105.70
1	AA	787	U	O5'-P-OP2	-6.94	99.46	105.70
1	AA	1397	C	O5'-P-OP1	6.94	119.02	110.70

Continued on next page...

Continued from previous page...

Mol	Chain	Res	Type	Atoms	Z	Observed(°)	Ideal(°)
1	CA	2383	G	N3-C4-C5	-6.94	125.13	128.60
1	AA	1249	A	C5-C6-N1	-6.93	114.23	117.70
1	AA	1285	G	C8-N9-C4	-6.93	103.63	106.40
1	CA	2572	A	N1-C2-N3	-6.93	125.83	129.30
1	AA	997	G	N3-C4-N9	-6.93	121.84	126.00
1	AA	2248	C	C6-N1-C2	6.93	123.07	120.30
1	AA	115	G	N3-C4-C5	-6.93	125.13	128.60
1	CA	127	A	O5'-P-OP2	-6.93	99.46	105.70
1	AA	1394	G	C5-C6-O6	-6.93	124.44	128.60
1	AA	2384	G	O5'-P-OP1	-6.93	99.46	105.70
1	AA	2608	U	O5'-P-OP1	-6.93	99.46	105.70
34	BA	1354	C	C6-N1-C2	-6.93	117.53	120.30
1	AA	1085	G	C8-N9-C4	6.93	109.17	106.40
1	AA	2542	A	C8-N9-C4	6.93	108.57	105.80
1	AA	2028	C	N3-C4-C5	6.93	124.67	121.90
1	CA	2498	C	C5-C6-N1	-6.93	117.54	121.00
1	AA	2519	C	C5-C6-N1	-6.92	117.54	121.00
1	CA	659	C	C6-N1-C2	6.92	123.07	120.30
1	AA	745	C	OP1-P-OP2	6.92	129.98	119.60
1	AA	1894	G	C8-N9-C4	6.92	109.17	106.40
1	AA	195	U	N3-C2-O2	-6.92	117.36	122.20
1	CA	133	C	C2-N3-C4	-6.92	116.44	119.90
1	AA	559	U	N3-C2-O2	-6.92	117.36	122.20
1	AA	790	G	N1-C6-O6	-6.92	115.75	119.90
34	BA	266	G	C5-N7-C8	-6.92	100.84	104.30
1	AA	2081	A	C8-N9-C4	6.92	108.57	105.80
1	AA	971	C	N3-C4-C5	6.91	124.67	121.90
1	AA	1050	C	N1-C2-O2	-6.91	114.75	118.90
1	AA	1373	C	N3-C2-O2	6.91	126.74	121.90
1	CA	740	U	C5-C4-O4	6.91	130.05	125.90
1	CA	808	G	N3-C4-N9	6.91	130.15	126.00
1	CA	2371	G	N1-C6-O6	-6.91	115.75	119.90
1	AA	1724	A	N1-C2-N3	6.91	132.76	129.30
34	DA	671	G	O5'-P-OP2	-6.91	99.48	105.70
1	AA	815	G	O5'-P-OP2	-6.91	99.48	105.70
1	AA	2377	G	O5'-P-OP2	-6.91	99.48	105.70
1	CA	915	C	N3-C2-O2	-6.91	117.06	121.90
1	CA	1422	G	O5'-P-OP1	-6.91	99.48	105.70
1	AA	2081	A	N1-C6-N6	6.90	122.74	118.60
1	AA	482	C	C6-N1-C2	6.90	123.06	120.30
1	AA	777	C	N1-C2-N3	6.90	124.03	119.20
1	AA	1216	G	N1-C6-O6	6.90	124.04	119.90

Continued on next page...

Continued from previous page...

Mol	Chain	Res	Type	Atoms	Z	Observed(°)	Ideal(°)
1	CA	182	A	C5-C6-N6	-6.90	118.18	123.70
1	CA	1327	C	C5-C4-N4	6.90	125.03	120.20
1	CA	2831	G	N3-C4-C5	6.90	132.05	128.60
1	AA	110	U	O5'-P-OP1	-6.90	99.49	105.70
1	AA	2397	C	N1-C2-O2	-6.90	114.76	118.90
1	AA	1439	A	OP1-P-O3'	6.90	120.38	105.20
1	AA	2411	G	OP2-P-O3'	6.90	120.37	105.20
1	CA	265	A	C5-C6-N6	-6.90	118.18	123.70
1	CA	2685	G	C8-N9-C4	6.90	109.16	106.40
1	CA	2709	G	N3-C2-N2	6.90	124.73	119.90
1	AA	781	A	C8-N9-C4	-6.90	103.04	105.80
1	AA	1170	C	C5-C4-N4	-6.90	115.37	120.20
1	CA	1139	G	O5'-P-OP1	6.89	118.97	110.70
1	CA	706	A	C2-N3-C4	-6.89	107.15	110.60
34	DA	914	A	C8-N9-C4	6.89	108.56	105.80
2	AB	96	U	C5-C4-O4	6.89	130.03	125.90
56	BW	75	C	C5-C4-N4	-6.89	115.38	120.20
1	CA	1828	G	C5-C6-O6	6.89	132.73	128.60
1	CA	2256	G	C4-C5-N7	6.89	113.56	110.80
1	AA	40	C	C2-N3-C4	-6.89	116.46	119.90
1	AA	906	G	C8-N9-C4	6.89	109.16	106.40
1	AA	1411	A	C5-C6-N6	-6.89	118.19	123.70
1	CA	2258	C	C6-N1-C2	6.89	123.06	120.30
1	CA	530	G	C5-N7-C8	-6.88	100.86	104.30
34	DA	904	C	N3-C4-C5	6.88	124.65	121.90
1	AA	139	A	N3-C4-N9	-6.88	121.89	127.40
1	AA	557	A	C6-N1-C2	-6.88	114.47	118.60
1	AA	2876	U	N3-C2-O2	-6.88	117.38	122.20
34	BA	1418	A	N1-C6-N6	-6.88	114.47	118.60
1	CA	1385	G	O4'-C1'-N9	6.88	113.70	108.20
1	AA	1595	C	N1-C2-O2	6.88	123.03	118.90
1	AA	1371	G	C8-N9-C4	-6.88	103.65	106.40
1	AA	2722	C	O5'-P-OP1	-6.88	99.51	105.70
1	CA	2406	U	O4'-C1'-N1	-6.88	102.70	108.20
1	AA	1745	A	C4-C5-N7	6.88	114.14	110.70
34	BA	128	G	O5'-P-OP1	-6.88	99.51	105.70
34	BA	1502	A	O4'-C1'-N9	6.88	113.70	108.20
1	CA	2325	G	C5-N7-C8	-6.88	100.86	104.30
1	AA	1424	A	N1-C6-N6	6.87	122.72	118.60
1	AA	1743	G	O5'-P-OP2	-6.87	99.52	105.70
1	AA	2458	G	C8-N9-C4	-6.87	103.65	106.40
1	CA	2082	A	N3-C4-C5	-6.87	121.99	126.80

Continued on next page...

Continued from previous page...

Mol	Chain	Res	Type	Atoms	Z	Observed(°)	Ideal(°)
1	AA	853	C	N3-C4-C5	6.87	124.65	121.90
1	AA	887	C	C5-C6-N1	-6.87	117.56	121.00
1	AA	1713	G	OP1-P-O3'	6.87	120.31	105.20
1	CA	2043	C	C6-N1-C2	-6.87	117.55	120.30
1	AA	37	C	C6-N1-C2	6.87	123.05	120.30
1	AA	793	A	O4'-C1'-N9	6.87	113.69	108.20
1	CA	1261	C	N3-C2-O2	6.87	126.70	121.90
1	AA	257	C	N3-C2-O2	-6.86	117.10	121.90
1	AA	991	G	C5-N7-C8	6.86	107.73	104.30
34	BA	900	A	O5'-P-OP2	6.86	118.93	110.70
34	BA	1067	A	P-O3'-C3'	6.86	127.93	119.70
1	CA	1937	A	O4'-C1'-N9	6.86	113.69	108.20
1	AA	1435	G	N1-C6-O6	-6.86	115.79	119.90
1	CA	2060	A	C6-C5-N7	-6.86	127.50	132.30
1	AA	1951	G	C5-C6-O6	6.85	132.71	128.60
1	AA	2826	C	N3-C4-N4	-6.85	113.20	118.00
1	AA	1952	G	O5'-P-OP2	-6.85	99.53	105.70
1	AA	2408	G	C5-C6-O6	6.85	132.71	128.60
34	BA	852	G	C8-N9-C4	6.85	109.14	106.40
1	CA	528	A	C5-N7-C8	-6.85	100.47	103.90
1	AA	1298	G	N3-C2-N2	-6.85	115.11	119.90
1	AA	1681	A	N9-C4-C5	6.85	108.54	105.80
1	AA	2295	C	C5-C6-N1	-6.85	117.58	121.00
1	AA	484	G	C4-C5-N7	6.85	113.54	110.80
1	AA	1685	C	O5'-P-OP1	-6.85	99.54	105.70
1	AA	858	U	N3-C4-O4	-6.84	114.61	119.40
1	AA	2357	G	C8-N9-C1'	-6.84	118.10	127.00
34	BA	671	G	N1-C6-O6	-6.84	115.80	119.90
1	CA	672	C	C6-N1-C2	6.84	123.04	120.30
1	CA	2196	C	O5'-P-OP2	-6.84	99.54	105.70
1	AA	1321	A	C5-N7-C8	6.84	107.32	103.90
1	AA	1811	A	O5'-P-OP2	-6.84	99.54	105.70
1	AA	1312	G	C2-N3-C4	6.84	115.32	111.90
1	AA	1151	U	OP1-P-OP2	6.84	129.85	119.60
1	AA	1186	U	C2-N3-C4	-6.83	122.90	127.00
34	BA	799	G	N1-C6-O6	-6.83	115.80	119.90
1	CA	1368	G	N3-C4-C5	-6.83	125.18	128.60
1	AA	1418	U	C5-C4-O4	-6.83	121.80	125.90
1	AA	954	C	C2-N3-C4	-6.83	116.48	119.90
34	BA	913	A	P-O3'-C3'	6.83	127.90	119.70
1	CA	2541	A	C5-C6-N1	6.83	121.12	117.70
1	AA	839	G	C5-N7-C8	-6.83	100.89	104.30

Continued on next page...

Continued from previous page...

Mol	Chain	Res	Type	Atoms	Z	Observed(°)	Ideal(°)
1	AA	640	A	C8-N9-C4	6.83	108.53	105.80
1	AA	2262	G	C6-N1-C2	6.83	129.20	125.10
1	AA	2470	G	N1-C6-O6	-6.83	115.80	119.90
34	BA	816	A	O5'-P-OP1	6.83	118.89	110.70
1	CA	1233	C	N3-C4-N4	6.83	122.78	118.00
1	AA	2539	C	C6-N1-C2	6.83	123.03	120.30
34	BA	107	G	N1-C6-O6	6.83	124.00	119.90
1	AA	129	G	O5'-P-OP2	-6.83	99.56	105.70
1	AA	876	A	C5-N7-C8	-6.83	100.49	103.90
1	AA	1369	U	N3-C4-C5	6.83	118.69	114.60
1	AA	1958	A	O4'-C1'-N9	6.83	113.66	108.20
1	CA	313	C	C6-N1-C2	6.83	123.03	120.30
1	AA	989	G	C4-C5-N7	6.82	113.53	110.80
1	AA	2282	G	OP1-P-OP2	-6.82	109.37	119.60
1	AA	1188	A	N9-C4-C5	6.82	108.53	105.80
2	AB	84	C	OP2-P-O3'	6.82	120.20	105.20
1	CA	2876	G	N1-C6-O6	6.82	123.99	119.90
1	AA	1273	G	N7-C8-N9	-6.82	109.69	113.10
1	AA	1284	G	N3-C2-N2	-6.82	115.13	119.90
1	AA	2039	U	O5'-P-OP1	-6.82	99.57	105.70
1	CA	2320	A	C2-N3-C4	6.82	114.01	110.60
2	CB	116	G	C8-N9-C4	6.82	109.13	106.40
1	AA	2242	G	C5-C6-N1	6.81	114.91	111.50
34	BA	586	C	C4-C5-C6	6.81	120.81	117.40
1	AA	2713	C	C2-N3-C4	-6.81	116.50	119.90
1	CA	2763	G	N1-C6-O6	-6.81	115.81	119.90
1	AA	1977	U	C6-N1-C2	6.81	125.08	121.00
1	AA	2298	A	C4-C5-N7	6.81	114.10	110.70
1	AA	902	G	C5-C6-O6	6.80	132.68	128.60
1	AA	1669	G	N3-C4-C5	-6.80	125.20	128.60
1	CA	265	A	C2-N3-C4	-6.80	107.20	110.60
1	CA	772	C	C4-C5-C6	6.80	120.80	117.40
1	AA	481	C	C4-C5-C6	6.80	120.80	117.40
34	BA	589	C	C6-N1-C2	-6.80	117.58	120.30
1	CA	2552	U	N3-C2-O2	6.80	126.96	122.20
34	DA	271	C	C6-N1-C2	-6.80	117.58	120.30
1	AA	1069	U	O5'-P-OP2	-6.80	99.58	105.70
56	BW	47	U	N1-C2-O2	6.80	127.56	122.80
1	CA	2846	G	N7-C8-N9	-6.80	109.70	113.10
34	DA	1484	C	C6-N1-C2	6.80	123.02	120.30
1	CA	635	C	C6-N1-C2	-6.80	117.58	120.30
1	AA	2472	U	N3-C4-O4	-6.79	114.64	119.40

Continued on next page...

Continued from previous page...

Mol	Chain	Res	Type	Atoms	Z	Observed(°)	Ideal(°)
1	CA	1404	C	C5-C4-N4	6.79	124.96	120.20
1	AA	1505	C	C5-C6-N1	-6.79	117.60	121.00
56	BW	34	G	C4-N9-C1'	6.79	135.33	126.50
1	CA	1617	C	N1-C2-O2	-6.79	114.83	118.90
1	AA	1807	G	N9-C4-C5	-6.79	102.68	105.40
1	CA	47	C	O5'-P-OP2	-6.79	99.59	105.70
1	AA	1952	G	C5-C6-O6	6.79	132.67	128.60
1	CA	939	G	N3-C2-N2	-6.79	115.15	119.90
1	AA	1657	C	N1-C2-N3	6.79	123.95	119.20
1	AA	2840	G	C5-C6-N1	-6.79	108.11	111.50
1	CA	90	U	N3-C2-O2	-6.79	117.45	122.20
1	AA	2280	A	OP1-P-OP2	-6.78	109.42	119.60
1	CA	790	C	C5-C4-N4	-6.78	115.45	120.20
1	AA	69	G	C6-C5-N7	6.78	134.47	130.40
1	CA	1309	G	OP1-P-OP2	-6.78	109.43	119.60
1	CA	2394	C	C5-C4-N4	6.78	124.95	120.20
1	AA	55	A	O5'-P-OP1	-6.78	99.60	105.70
1	CA	2001	A	N1-C6-N6	-6.78	114.53	118.60
1	AA	958	C	C6-N1-C2	-6.78	117.59	120.30
1	AA	1668	G	C6-N1-C2	-6.78	121.03	125.10
1	AA	2876	U	C4-C5-C6	6.78	123.77	119.70
1	CA	1204	A	C4-C5-N7	6.78	114.09	110.70
1	CA	1698	A	N1-C2-N3	6.78	132.69	129.30
1	AA	1000	C	C5-C4-N4	6.77	124.94	120.20
1	AA	2607	G	N3-C2-N2	6.77	124.64	119.90
1	AA	433	G	O5'-P-OP2	6.77	118.83	110.70
1	AA	1298	G	C6-N1-C2	-6.77	121.04	125.10
1	AA	1474	C	C5-C6-N1	-6.77	117.61	121.00
1	CA	1779	U	C2-N3-C4	-6.77	122.94	127.00
1	CA	647	G	C6-C5-N7	-6.77	126.34	130.40
1	CA	1373	A	C8-N9-C4	6.77	108.51	105.80
34	DA	1500	A	C5-C6-N1	-6.77	114.31	117.70
1	AA	2247	G	C2-N3-C4	-6.77	108.52	111.90
1	CA	494	G	N1-C6-O6	6.77	123.96	119.90
1	AA	1058	U	N1-C2-N3	6.77	118.96	114.90
1	CA	954	G	N3-C4-C5	-6.77	125.22	128.60
1	CA	1326	U	N1-C2-N3	-6.77	110.84	114.90
1	CA	2074	U	C5-C4-O4	-6.77	121.84	125.90
34	DA	687	A	P-O3'-C3'	6.77	127.82	119.70
1	AA	1971	G	N3-C2-N2	-6.76	115.17	119.90
1	AA	2388	A	O5'-P-OP1	-6.76	99.61	105.70
1	AA	2897	U	C5-C4-O4	-6.76	121.84	125.90

Continued on next page...

Continued from previous page...

Mol	Chain	Res	Type	Atoms	Z	Observed(°)	Ideal(°)
1	AA	1821	C	OP1-P-O3'	6.76	120.08	105.20
1	AA	1971	G	C5-C6-N1	-6.76	108.12	111.50
34	BA	687	A	P-O3'-C3'	6.76	127.82	119.70
1	AA	820	U	C2-N3-C4	-6.76	122.94	127.00
1	AA	1379	C	C4-C5-C6	-6.76	114.02	117.40
1	AA	1409	C	C5-C6-N1	-6.76	117.62	121.00
1	AA	1423	G	N1-C6-O6	-6.76	115.84	119.90
34	BA	284	G	N1-C6-O6	-6.76	115.84	119.90
34	BA	1416	G	C8-N9-C4	-6.76	103.70	106.40
1	CA	2701	C	O5'-P-OP1	-6.76	99.62	105.70
1	AA	906	G	C4-N9-C1'	-6.75	117.72	126.50
1	AA	145	G	N1-C2-N2	-6.75	110.12	116.20
1	AA	1790	A	N3-C4-N9	6.75	132.80	127.40
1	AA	2234	G	N1-C6-O6	-6.75	115.85	119.90
56	BW	17	C	C6-N1-C1'	-6.75	112.70	120.80
1	CA	190	A	C8-N9-C4	6.75	108.50	105.80
1	AA	202	A	OP2-P-O3'	6.75	120.05	105.20
1	AA	705	C	N1-C2-N3	6.75	123.92	119.20
1	AA	1679	A	N1-C2-N3	6.75	132.68	129.30
1	AA	2030	C	C4-C5-C6	6.75	120.78	117.40
1	CA	834	C	C6-N1-C2	-6.75	117.60	120.30
1	AA	150	C	C4-C5-C6	6.75	120.77	117.40
1	AA	402	C	C2-N3-C4	-6.75	116.53	119.90
1	AA	1302	G	N7-C8-N9	-6.75	109.73	113.10
1	AA	868	A	N9-C4-C5	6.74	108.50	105.80
1	CA	141	A	N1-C6-N6	6.74	122.65	118.60
1	CA	151	C	C6-N1-C2	6.74	123.00	120.30
1	CA	516	C	N3-C4-C5	6.74	124.60	121.90
1	AA	876	A	N7-C8-N9	6.74	117.17	113.80
1	AA	1360	C	C2-N1-C1'	6.74	126.22	118.80
1	AA	1786	A	C8-N9-C4	-6.74	103.10	105.80
1	CA	2490	G	N9-C4-C5	-6.74	102.70	105.40
1	AA	2084	A	OP2-P-O3'	6.74	120.03	105.20
34	BA	782	A	C2-N3-C4	-6.74	107.23	110.60
1	CA	263	C	N1-C2-O2	6.74	122.94	118.90
1	AA	1438	A	N1-C2-N3	-6.74	125.93	129.30
1	CA	2276	G	O5'-P-OP1	-6.74	99.64	105.70
34	BA	1526	G	C5-C6-O6	-6.74	124.56	128.60
1	CA	1036	G	O5'-P-OP1	6.74	118.78	110.70
1	AA	2660	C	N1-C2-O2	-6.74	114.86	118.90
6	AF	74	ARG	NE-CZ-NH1	6.73	123.67	120.30
34	BA	365	U	C2-N1-C1'	-6.73	109.62	117.70

Continued on next page...

Continued from previous page...

Mol	Chain	Res	Type	Atoms	Z	Observed(°)	Ideal(°)
1	AA	222	A	N7-C8-N9	-6.73	110.44	113.80
1	AA	228	U	N3-C4-O4	-6.73	114.69	119.40
1	AA	2312	G	N3-C2-N2	-6.73	115.19	119.90
56	BW	73	A	N1-C6-N6	6.73	122.64	118.60
2	AB	98	G	C5-C6-O6	-6.73	124.56	128.60
1	AA	251	A	C6-N1-C2	-6.73	114.56	118.60
1	AA	2504	U	N3-C2-O2	-6.73	117.49	122.20
1	CA	2235	G	C5-C6-O6	-6.73	124.56	128.60
1	AA	1248	G	C5-C6-O6	-6.73	124.56	128.60
1	AA	1455	C	OP1-P-O3'	-6.73	90.40	105.20
1	AA	2674	A	C8-N9-C4	-6.73	103.11	105.80
1	AA	1805	C	N1-C2-O2	-6.72	114.86	118.90
1	AA	1738	C	O5'-P-OP1	-6.72	99.65	105.70
1	AA	42	G	C6-N1-C2	-6.72	121.07	125.10
1	AA	738	C	C2-N3-C4	-6.72	116.54	119.90
1	AA	2299	A	N7-C8-N9	6.72	117.16	113.80
2	AB	92	C	C6-N1-C2	-6.72	117.61	120.30
1	AA	1003	U	C2-N3-C4	6.72	131.03	127.00
1	CA	2422	A	O5'-P-OP2	-6.72	99.65	105.70
1	CA	2327	A	C5-C6-N6	6.72	129.07	123.70
1	AA	1237	G	O5'-P-OP1	6.71	118.76	110.70
1	AA	2268	G	C8-N9-C4	6.71	109.09	106.40
1	CA	2082	A	N7-C8-N9	6.71	117.16	113.80
1	AA	132	C	C6-N1-C2	-6.71	117.61	120.30
1	AA	1561	C	C5-C6-N1	-6.71	117.64	121.00
1	AA	2065	C	C5-C6-N1	-6.71	117.64	121.00
1	CA	1388	G	C4-C5-N7	-6.71	108.11	110.80
34	DA	104	G	C5-C6-N1	-6.71	108.14	111.50
1	AA	1802	C	N1-C2-N3	6.71	123.90	119.20
1	AA	2079	A	N7-C8-N9	-6.71	110.44	113.80
34	DA	365	U	C2-N1-C1'	-6.71	109.65	117.70
1	CA	744	G	O5'-P-OP2	-6.71	99.67	105.70
1	CA	752	A	OP1-P-O3'	6.71	119.95	105.20
1	AA	2879	G	C4-C5-N7	-6.71	108.12	110.80
34	BA	332	G	O5'-P-OP1	-6.71	99.67	105.70
1	AA	674	G	N1-C6-O6	-6.70	115.88	119.90
1	AA	1287	A	C8-N9-C4	6.70	108.48	105.80
1	AA	2803	A	C3'-C2'-C1'	-6.70	96.14	101.50
1	AA	502	G	O5'-P-OP2	-6.70	99.67	105.70
2	AB	108	U	C6-N1-C2	6.70	125.02	121.00
1	AA	586	G	N1-C6-O6	6.70	123.92	119.90
1	AA	1202	A	C6-C5-N7	-6.70	127.61	132.30

Continued on next page...

Continued from previous page...

Mol	Chain	Res	Type	Atoms	Z	Observed(°)	Ideal(°)
1	AA	2073	A	N9-C4-C5	6.70	108.48	105.80
1	AA	2351	G	C4-C5-C6	6.70	122.82	118.80
1	AA	2461	U	N3-C2-O2	6.70	126.89	122.20
1	CA	1813	G	O5'-P-OP1	-6.70	99.67	105.70
1	AA	967	G	C2-N3-C4	6.70	115.25	111.90
1	AA	2535	G	N1-C6-O6	-6.70	115.88	119.90
1	CA	315	G	N1-C6-O6	-6.70	115.88	119.90
1	CA	2730	C	C6-N1-C2	-6.70	117.62	120.30
1	AA	2579	G	N1-C6-O6	-6.69	115.88	119.90
1	CA	1306	C	C6-N1-C2	6.69	122.98	120.30
1	AA	2571	C	N3-C2-O2	-6.69	117.22	121.90
1	AA	60	G	N3-C4-C5	6.69	131.94	128.60
1	AA	704	U	O5'-P-OP2	-6.69	99.68	105.70
1	AA	813	C	C2-N3-C4	-6.69	116.56	119.90
1	AA	1188	A	N7-C8-N9	6.69	117.15	113.80
1	CA	856	C	C6-N1-C2	-6.69	117.62	120.30
1	AA	2555	G	OP1-P-OP2	-6.69	109.57	119.60
4	AD	60	ARG	NE-CZ-NH1	-6.69	116.96	120.30
1	CA	671	C	N1-C2-O2	-6.69	114.89	118.90
1	CA	1644	C	N1-C2-O2	6.69	122.91	118.90
1	CA	2601	C	C6-N1-C2	-6.69	117.62	120.30
1	AA	2271	G	OP1-P-OP2	-6.69	109.57	119.60
1	AA	402	C	N3-C2-O2	-6.68	117.22	121.90
1	AA	1081	U	C5-C6-N1	-6.68	119.36	122.70
2	AB	71	C	C2-N3-C4	-6.68	116.56	119.90
1	CA	339	U	N1-C2-O2	-6.68	118.12	122.80
34	BA	1495	U	N1-C2-O2	6.68	127.48	122.80
1	CA	1698	A	N1-C6-N6	6.68	122.61	118.60
1	AA	2331	G	C4-C5-N7	6.68	113.47	110.80
1	CA	2525	G	C8-N9-C4	6.68	109.07	106.40
1	AA	399	G	O4'-C1'-N9	6.68	113.54	108.20
2	AB	101	G	N1-C2-N2	-6.68	110.19	116.20
1	CA	1217	C	C6-N1-C2	-6.68	117.63	120.30
1	AA	1443	U	C5-C6-N1	-6.68	119.36	122.70
1	AA	1455	C	OP2-P-O3'	6.68	119.89	105.20
1	AA	2494	G	C5-C6-O6	-6.68	124.59	128.60
1	AA	2576	A	N1-C6-N6	-6.68	114.59	118.60
1	CA	2050	C	N3-C4-C5	6.68	124.57	121.90
1	CA	2567	G	OP1-P-OP2	6.68	129.62	119.60
1	AA	1405	A	N1-C2-N3	-6.67	125.96	129.30
34	BA	253	U	OP2-P-O3'	6.67	119.89	105.20
34	BA	1502	A	N1-C2-N3	6.67	132.64	129.30

Continued on next page...

Continued from previous page...

Mol	Chain	Res	Type	Atoms	Z	Observed(°)	Ideal(°)
1	CA	2581	G	O4'-C1'-N9	6.67	113.54	108.20
1	AA	1514	C	O5'-P-OP2	6.67	118.71	110.70
1	CA	967	C	O5'-P-OP2	-6.67	99.70	105.70
1	AA	2053	A	C5-C6-N6	-6.67	118.36	123.70
1	CA	2072	G	N1-C6-O6	-6.67	115.90	119.90
1	CA	2583	G	N1-C6-O6	-6.67	115.90	119.90
1	AA	778	C	C2-N3-C4	-6.67	116.56	119.90
1	AA	1290	G	N1-C2-N2	-6.67	110.20	116.20
1	AA	1298	G	C2-N3-C4	6.67	115.23	111.90
1	AA	152	G	C8-N9-C4	-6.67	103.73	106.40
1	AA	1068	G	OP2-P-O3'	6.67	119.87	105.20
1	AA	2431	U	OP1-P-O3'	6.67	119.87	105.20
1	AA	2705	A	C5-C6-N1	6.67	121.03	117.70
1	AA	602	G	C4-C5-N7	-6.67	108.13	110.80
1	AA	2081	A	N7-C8-N9	-6.66	110.47	113.80
1	AA	2561	G	OP2-P-O3'	6.66	119.86	105.20
1	CA	329	G	C5-C6-N1	6.66	114.83	111.50
1	CA	340	A	C8-N9-C4	6.66	108.47	105.80
1	CA	2457	U	N3-C2-O2	-6.66	117.53	122.20
1	AA	1164	C	C6-N1-C2	6.66	122.97	120.30
1	AA	2388	A	N7-C8-N9	-6.66	110.47	113.80
1	AA	623	G	N3-C2-N2	6.66	124.56	119.90
34	BA	582	U	C5-C6-N1	-6.66	119.37	122.70
1	AA	201	G	C8-N9-C4	6.66	109.06	106.40
1	AA	2332	A	C5-C6-N6	-6.66	118.37	123.70
1	AA	2459	G	C8-N9-C4	6.66	109.06	106.40
1	AA	458	U	N3-C2-O2	-6.66	117.54	122.20
1	AA	1805	C	N1-C2-N3	6.66	123.86	119.20
1	CA	1779	U	C5-C4-O4	-6.66	121.91	125.90
1	AA	30	G	C8-N9-C4	6.65	109.06	106.40
1	AA	344	A	O5'-P-OP2	-6.65	99.72	105.70
1	AA	2053	A	C6-N1-C2	-6.65	114.61	118.60
1	AA	2527	C	C2-N1-C1'	-6.65	111.49	118.80
1	AA	1334	U	C4-C5-C6	6.65	123.69	119.70
1	AA	2657	G	C5-N7-C8	-6.65	100.98	104.30
34	BA	560	U	C2-N1-C1'	6.65	125.68	117.70
34	BA	1416	G	N9-C4-C5	6.65	108.06	105.40
1	CA	116	C	C6-N1-C2	-6.65	117.64	120.30
34	DA	1500	A	C2-N3-C4	-6.65	107.28	110.60
1	AA	720	C	O5'-P-OP2	-6.65	99.72	105.70
1	AA	2732	G	C5-N7-C8	-6.65	100.98	104.30
1	AA	1470	G	C5-C6-O6	6.64	132.59	128.60

Continued on next page...

Continued from previous page...

Mol	Chain	Res	Type	Atoms	Z	Observed(°)	Ideal(°)
1	CA	1287	A	N7-C8-N9	6.64	117.12	113.80
34	DA	576	G	N3-C2-N2	6.64	124.55	119.90
34	DA	900	A	O5'-P-OP2	6.64	118.67	110.70
1	AA	1793	A	N9-C4-C5	6.64	108.46	105.80
1	AA	2101	U	O5'-P-OP1	-6.64	99.72	105.70
1	AA	1241	C	C2-N3-C4	-6.64	116.58	119.90
1	AA	2406	C	C6-N1-C2	-6.64	117.64	120.30
1	AA	831	A	C8-N9-C4	6.64	108.45	105.80
1	AA	2062	C	C5-C4-N4	-6.64	115.55	120.20
1	AA	2641	A	C4-N9-C1'	6.64	138.25	126.30
1	AA	586	G	C4-C5-N7	6.63	113.45	110.80
1	AA	1445	C	N3-C4-C5	-6.63	119.25	121.90
1	AA	1882	U	C5-C6-N1	-6.63	119.38	122.70
1	AA	2698	G	N3-C2-N2	6.63	124.54	119.90
56	BW	26	A	C8-N9-C4	6.63	108.45	105.80
1	CA	1388	G	N1-C6-O6	-6.63	115.92	119.90
34	DA	905	U	O5'-P-OP1	-6.63	99.73	105.70
1	AA	1745	A	C6-C5-N7	-6.63	127.66	132.30
1	AA	748	G	N3-C2-N2	6.63	124.54	119.90
1	AA	2833	A	OP1-P-O3'	6.63	119.78	105.20
4	AD	229	VAL	CB-CA-C	-6.63	98.81	111.40
2	AB	41	U	C2-N3-C4	-6.63	123.02	127.00
34	BA	1508	G	N9-C4-C5	6.62	108.05	105.40
34	DA	1338	G	N3-C4-C5	-6.62	125.29	128.60
1	AA	2246	G	C5-C6-O6	6.62	132.57	128.60
2	AB	58	A	O5'-P-OP2	-6.62	99.74	105.70
34	BA	917	G	N3-C2-N2	-6.62	115.26	119.90
1	CA	2537	U	O5'-P-OP1	-6.62	99.74	105.70
1	CA	1921	G	C8-N9-C4	6.62	109.05	106.40
1	CA	2442	C	C4-C5-C6	6.62	120.71	117.40
1	AA	1055	A	N1-C2-N3	-6.62	125.99	129.30
1	AA	1518	A	OP1-P-OP2	-6.62	109.67	119.60
1	AA	2448	G	C5-C6-O6	6.62	132.57	128.60
1	AA	434	G	N9-C4-C5	-6.62	102.75	105.40
1	AA	2671	G	C4-C5-N7	-6.62	108.15	110.80
1	AA	714	U	C2-N3-C4	-6.62	123.03	127.00
1	AA	180	A	C6-N1-C2	6.61	122.57	118.60
1	AA	1801	G	C4-C5-N7	-6.61	108.15	110.80
1	AA	2357	G	C6-C5-N7	-6.61	126.43	130.40
34	BA	671	G	C5-C6-O6	6.61	132.57	128.60
1	CA	412	A	C8-N9-C4	6.61	108.45	105.80
1	CA	1614	A	O5'-P-OP1	-6.61	99.75	105.70

Continued on next page...

Continued from previous page...

Mol	Chain	Res	Type	Atoms	Z	Observed(°)	Ideal(°)
1	AA	13	A	N9-C4-C5	6.61	108.44	105.80
1	AA	2646	G	C5-C6-O6	-6.61	124.63	128.60
1	AA	2740	G	C5-C6-O6	6.61	132.57	128.60
1	AA	2776	G	N1-C6-O6	6.61	123.86	119.90
1	CA	2490	G	C8-N9-C4	6.61	109.04	106.40
34	DA	555	C	O5'-P-OP1	-6.61	99.75	105.70
1	AA	1054	C	N1-C2-O2	-6.61	114.94	118.90
1	AA	2776	G	C5-C6-O6	-6.61	124.64	128.60
1	AA	2842	U	C5-C6-N1	-6.60	119.40	122.70
1	AA	2450	U	N3-C2-O2	6.60	126.82	122.20
34	BA	811	C	N3-C4-C5	6.60	124.54	121.90
34	BA	1508	G	C8-N9-C4	-6.60	103.76	106.40
1	AA	1405	A	C8-N9-C4	6.60	108.44	105.80
1	AA	1431	G	O4'-C1'-N9	6.60	113.48	108.20
1	CA	1857	G	N9-C4-C5	-6.60	102.76	105.40
1	CA	915	C	C6-N1-C2	-6.60	117.66	120.30
1	AA	134	G	C5-C6-N1	-6.59	108.20	111.50
1	AA	873	U	N3-C2-O2	-6.59	117.58	122.20
1	AA	1052	C	C2-N1-C1'	-6.59	111.55	118.80
1	AA	2282	G	N3-C2-N2	-6.59	115.28	119.90
1	CA	1204	A	C2-N3-C4	-6.59	107.30	110.60
1	AA	637	U	C6-N1-C2	-6.59	117.04	121.00
1	AA	2583	C	C6-N1-C2	6.59	122.94	120.30
1	AA	2577	A	C8-N9-C4	6.59	108.44	105.80
1	CA	470	A	O5'-P-OP1	-6.59	99.77	105.70
1	CA	965	C	N3-C2-O2	-6.59	117.29	121.90
1	CA	1838	C	O4'-C1'-N1	6.59	113.47	108.20
1	CA	2444	G	C2-N3-C4	-6.59	108.60	111.90
1	AA	126	C	O5'-P-OP2	-6.59	99.77	105.70
1	AA	1710	C	N3-C4-N4	6.59	122.61	118.00
1	AA	2600	G	N9-C4-C5	-6.59	102.76	105.40
1	CA	2547	U	C2-N3-C4	-6.59	123.05	127.00
1	CA	1622	G	N1-C2-N2	6.59	122.13	116.20
1	AA	1670	G	C8-N9-C4	6.59	109.03	106.40
34	BA	576	G	C4-N9-C1'	6.59	135.06	126.50
1	CA	444	C	OP2-P-O3'	6.58	119.69	105.20
1	AA	1202	A	C4-C5-N7	6.58	113.99	110.70
1	CA	217	G	N9-C4-C5	-6.58	102.77	105.40
34	DA	754	C	N3-C2-O2	-6.58	117.29	121.90
1	AA	839	G	C4-C5-N7	6.58	113.43	110.80
1	AA	318	A	OP1-P-OP2	-6.58	109.73	119.60
1	AA	2443	U	C5-C6-N1	-6.58	119.41	122.70

Continued on next page...

Continued from previous page...

Mol	Chain	Res	Type	Atoms	Z	Observed(°)	Ideal(°)
1	AA	2459	G	O5'-P-OP2	-6.58	99.78	105.70
56	BW	73	A	C5-N7-C8	-6.58	100.61	103.90
1	AA	2730	G	N3-C4-C5	-6.58	125.31	128.60
1	AA	2593	G	OP1-P-O3'	6.58	119.67	105.20
1	AA	2733	U	C2-N3-C4	-6.57	123.06	127.00
17	AT	118	ARG	NE-CZ-NH2	-6.57	117.01	120.30
1	CA	1558	A	O4'-C1'-N9	6.57	113.46	108.20
1	AA	437	G	N1-C6-O6	6.57	123.84	119.90
1	AA	1282	G	N3-C2-N2	6.57	124.50	119.90
1	CA	1828	G	C4-C5-N7	-6.57	108.17	110.80
1	CA	2036	C	N1-C2-O2	-6.57	114.96	118.90
1	CA	2374	C	C6-N1-C2	6.57	122.93	120.30
1	AA	948	C	O5'-P-OP1	-6.57	99.79	105.70
1	AA	2757	G	N1-C6-O6	-6.57	115.96	119.90
1	AA	2828	G	O5'-P-OP1	-6.57	99.79	105.70
1	CA	2765	A	O5'-P-OP1	-6.57	99.79	105.70
1	AA	1260	G	N9-C4-C5	6.56	108.03	105.40
1	AA	2559	U	N3-C2-O2	-6.56	117.61	122.20
1	CA	1954	G	N1-C6-O6	6.56	123.84	119.90
1	AA	1185	C	O5'-P-OP2	-6.56	99.80	105.70
1	CA	2550	G	C2-N3-C4	-6.56	108.62	111.90
34	DA	1075	C	C6-N1-C2	6.56	122.92	120.30
1	AA	115	G	N1-C2-N3	6.56	127.83	123.90
1	CA	372	G	O5'-P-OP2	-6.56	99.80	105.70
1	CA	939	G	N1-C2-N2	6.56	122.10	116.20
1	AA	49	U	N3-C2-O2	-6.55	117.61	122.20
1	AA	354	A	C6-N1-C2	6.55	122.53	118.60
1	AA	1438	A	C4-C5-C6	-6.55	113.72	117.00
1	CA	13	A	N1-C6-N6	-6.55	114.67	118.60
1	CA	1234	U	N3-C2-O2	-6.55	117.61	122.20
1	AA	1435	G	C6-N1-C2	-6.55	121.17	125.10
1	AA	1032	C	N1-C2-O2	-6.55	114.97	118.90
34	BA	336	C	C6-N1-C2	6.55	122.92	120.30
1	CA	69	C	N1-C2-O2	-6.55	114.97	118.90
34	DA	1486	G	C8-N9-C4	6.55	109.02	106.40
1	AA	1233	U	OP2-P-O3'	6.55	119.61	105.20
2	AB	103	G	N1-C6-O6	6.55	123.83	119.90
2	AB	49	C	N1-C2-O2	-6.55	114.97	118.90
1	CA	2367	G	N1-C6-O6	6.55	123.83	119.90
1	CA	2575	C	C5-C6-N1	-6.55	117.73	121.00
1	AA	125	A	N9-C4-C5	-6.54	103.18	105.80
1	AA	725	C	C2-N1-C1'	-6.54	111.60	118.80

Continued on next page...

Continued from previous page...

Mol	Chain	Res	Type	Atoms	Z	Observed(°)	Ideal(°)
1	CA	2741	A	N7-C8-N9	-6.54	110.53	113.80
1	AA	204	G	C2-N3-C4	-6.54	108.63	111.90
1	AA	2357	G	N3-C4-N9	6.54	129.93	126.00
1	CA	1620	G	O5'-P-OP2	6.54	118.55	110.70
1	CA	2567	G	O5'-P-OP2	-6.54	99.82	105.70
1	CA	2723	C	N1-C2-O2	6.54	122.82	118.90
1	AA	2365	G	C8-N9-C4	-6.54	103.79	106.40
1	CA	965	C	N1-C2-O2	6.54	122.82	118.90
1	CA	1261	C	C5-C4-N4	-6.54	115.63	120.20
1	CA	2566	A	OP1-P-OP2	6.54	129.40	119.60
1	AA	347	G	N1-C6-O6	6.53	123.82	119.90
1	AA	616	G	C5-C6-O6	6.53	132.52	128.60
1	AA	1269	G	N7-C8-N9	-6.53	109.83	113.10
1	AA	2418	U	C5-C4-O4	-6.53	121.98	125.90
1	AA	521	G	C2-N3-C4	-6.53	108.63	111.90
1	AA	1821	C	C6-N1-C2	6.53	122.91	120.30
1	AA	178	G	N1-C6-O6	6.53	123.82	119.90
1	AA	1273	G	C6-N1-C2	-6.53	121.18	125.10
1	AA	420	C	N1-C2-O2	-6.53	114.98	118.90
1	AA	1783	C	N3-C2-O2	6.53	126.47	121.90
1	AA	2101	U	N1-C2-N3	6.53	118.82	114.90
34	BA	1524	C	N1-C2-O2	-6.53	114.98	118.90
1	CA	987	G	C8-N9-C1'	6.53	135.49	127.00
1	CA	2855	C	C6-N1-C2	-6.53	117.69	120.30
1	AA	568	C	C6-N1-C2	6.53	122.91	120.30
1	AA	1216	G	C4-C5-N7	6.52	113.41	110.80
34	BA	1103	C	C5-C6-N1	6.52	124.26	121.00
34	DA	449	C	N1-C2-O2	6.52	122.81	118.90
1	AA	238	C	C6-N1-C2	6.52	122.91	120.30
1	AA	1742	G	N1-C6-O6	6.52	123.81	119.90
1	AA	84	G	C6-C5-N7	-6.52	126.49	130.40
1	AA	145	G	N1-C2-N3	6.52	127.81	123.90
1	AA	774	A	N7-C8-N9	-6.52	110.54	113.80
1	AA	875	U	N3-C2-O2	-6.52	117.64	122.20
1	AA	1343	C	OP1-P-O3'	6.52	119.54	105.20
1	AA	1851	U	C2-N3-C4	-6.52	123.09	127.00
34	BA	827	U	N3-C2-O2	-6.52	117.64	122.20
1	CA	1261	C	N3-C4-C5	6.52	124.51	121.90
1	AA	2320	G	C5-N7-C8	-6.51	101.04	104.30
1	AA	2393	C	C5-C6-N1	-6.51	117.74	121.00
1	AA	2643	G	N9-C4-C5	6.51	108.01	105.40
1	CA	945	A	N1-C2-N3	6.51	132.56	129.30

Continued on next page...

Continued from previous page...

Mol	Chain	Res	Type	Atoms	Z	Observed(°)	Ideal(°)
34	BA	266	G	C8-N9-C4	-6.51	103.80	106.40
1	AA	2552	C	N1-C2-O2	6.51	122.81	118.90
1	AA	2718	G	N1-C6-O6	-6.51	115.99	119.90
34	BA	19	C	C6-N1-C2	-6.51	117.70	120.30
1	CA	1744	C	C6-N1-C2	6.51	122.91	120.30
1	AA	555	G	C8-N9-C1'	6.51	135.46	127.00
1	AA	1024	G	C5-C6-O6	6.51	132.51	128.60
1	AA	1355	G	C6-N1-C2	-6.51	121.19	125.10
1	AA	1965	U	C2-N3-C4	-6.51	123.09	127.00
1	AA	2797	C	C2-N3-C4	-6.51	116.64	119.90
34	BA	562	C	C5-C4-N4	-6.51	115.64	120.20
1	AA	1355	G	N3-C4-C5	-6.51	125.35	128.60
1	AA	1441	A	C8-N9-C4	6.51	108.40	105.80
1	AA	1623	U	N3-C2-O2	-6.51	117.64	122.20
34	DA	322	C	C6-N1-C2	6.51	122.90	120.30
1	AA	200	A	C5-N7-C8	6.50	107.15	103.90
1	AA	361	C	C5-C6-N1	-6.50	117.75	121.00
1	AA	528	A	C4-C5-C6	6.50	120.25	117.00
1	AA	1382	A	O5'-P-OP2	-6.50	99.85	105.70
1	CA	126	A	C8-N9-C4	-6.50	103.20	105.80
1	CA	848	G	C4-N9-C1'	6.50	134.95	126.50
1	AA	2285	A	N1-C6-N6	6.50	122.50	118.60
1	AA	2425	G	O5'-P-OP2	-6.50	99.85	105.70
1	AA	2794	A	C5-C6-N6	6.50	128.90	123.70
1	AA	82	G	C8-N9-C4	6.50	109.00	106.40
1	AA	1685	C	C5-C4-N4	-6.50	115.65	120.20
2	AB	73	A	O5'-P-OP1	6.50	118.50	110.70
1	CA	2479	G	C5-C6-O6	6.50	132.50	128.60
1	AA	249	G	O5'-P-OP2	-6.50	99.85	105.70
1	AA	595	A	N9-C4-C5	6.50	108.40	105.80
1	AA	1908	C	N3-C4-C5	6.50	124.50	121.90
1	AA	224	U	OP1-P-OP2	6.50	129.34	119.60
1	AA	1078	A	N7-C8-N9	-6.50	110.55	113.80
1	AA	1162	C	C6-N1-C2	6.50	122.90	120.30
1	AA	2397	C	O5'-P-OP1	-6.50	99.85	105.70
1	AA	482	C	OP2-P-O3'	6.49	119.48	105.20
1	AA	1270	C	N3-C2-O2	6.49	126.45	121.90
1	AA	1640	G	C8-N9-C4	-6.49	103.80	106.40
1	AA	2579	G	C5-C6-O6	6.49	132.50	128.60
1	CA	2061	G	C4-C5-N7	6.49	113.40	110.80
1	CA	690	G	C5-C6-O6	-6.49	124.70	128.60
1	AA	735	U	C5-C4-O4	-6.49	122.01	125.90

Continued on next page...

Continued from previous page...

Mol	Chain	Res	Type	Atoms	Z	Observed(°)	Ideal(°)
1	AA	1487	G	N3-C2-N2	-6.49	115.36	119.90
1	AA	2260	C	N3-C4-C5	6.49	124.50	121.90
1	AA	913	A	O5'-P-OP1	-6.49	99.86	105.70
1	AA	1690	G	C5-N7-C8	6.49	107.54	104.30
1	AA	2504	U	OP2-P-O3'	6.49	119.47	105.20
1	AA	2527	C	N1-C2-O2	-6.49	115.01	118.90
1	CA	2253	G	C6-C5-N7	-6.49	126.51	130.40
1	CA	304	G	N1-C6-O6	6.48	123.79	119.90
1	AA	882	A	N9-C4-C5	6.48	108.39	105.80
1	AA	115	G	N3-C4-N9	6.48	129.89	126.00
1	AA	119	G	C6-N1-C2	-6.48	121.21	125.10
1	AA	594	A	C6-N1-C2	-6.48	114.71	118.60
1	CA	1776	G	C5-C6-O6	-6.48	124.71	128.60
1	CA	2026	C	O5'-P-OP2	-6.48	99.87	105.70
1	AA	2072	C	C2-N3-C4	-6.48	116.66	119.90
1	AA	2453	C	N1-C2-N3	6.48	123.73	119.20
20	AW	90	ARG	NE-CZ-NH2	-6.48	117.06	120.30
34	BA	879	C	C5-C4-N4	-6.48	115.67	120.20
1	CA	833	U	O5'-P-OP2	-6.48	99.87	105.70
1	AA	2367	C	N1-C2-O2	-6.48	115.01	118.90
1	AA	194	G	O5'-P-OP1	-6.47	99.87	105.70
1	AA	1033	G	C4-C5-N7	-6.47	108.21	110.80
1	AA	434	G	N3-C4-N9	6.47	129.88	126.00
1	AA	1821	C	C5-C6-N1	-6.47	117.76	121.00
1	AA	2734	A	OP2-P-O3'	6.47	119.44	105.20
1	AA	1655	A	C5-C6-N6	-6.47	118.52	123.70
1	AA	2438	A	OP1-P-O3'	6.47	119.44	105.20
1	AA	2766	A	OP2-P-O3'	6.47	119.44	105.20
1	AA	1168	G	C5-C6-O6	-6.47	124.72	128.60
1	AA	855	G	N1-C2-N3	6.47	127.78	123.90
2	CB	2	C	C2-N1-C1'	6.47	125.92	118.80
1	AA	1426	G	C5-C6-O6	-6.47	124.72	128.60
1	AA	1718	U	O5'-P-OP2	-6.47	99.88	105.70
1	CA	1892	C	C6-N1-C2	-6.47	117.71	120.30
1	AA	1237	G	C5-N7-C8	6.46	107.53	104.30
1	AA	1752	G	C5-C6-O6	6.46	132.48	128.60
1	AA	1331	G	C4-C5-N7	6.46	113.39	110.80
34	BA	778	G	N1-C6-O6	-6.46	116.02	119.90
34	DA	1158	C	C6-N1-C2	-6.46	117.72	120.30
1	AA	604	C	C2-N3-C4	-6.46	116.67	119.90
1	AA	913	A	N9-C4-C5	-6.46	103.22	105.80
1	CA	1815	A	C8-N9-C4	6.46	108.38	105.80

Continued on next page...

Continued from previous page...

Mol	Chain	Res	Type	Atoms	Z	Observed(°)	Ideal(°)
1	CA	2617	C	OP2-P-O3'	6.46	119.41	105.20
1	AA	1474	C	N1-C2-O2	-6.46	115.03	118.90
1	CA	752	A	C6-N1-C2	6.46	122.47	118.60
1	AA	1658	C	N3-C2-O2	6.46	126.42	121.90
34	BA	974	A	C8-N9-C4	-6.46	103.22	105.80
1	CA	1021	A	N3-C4-N9	-6.46	122.23	127.40
1	CA	2356	C	N1-C2-O2	-6.46	115.03	118.90
1	AA	822	G	N9-C4-C5	-6.46	102.82	105.40
1	AA	612	C	C2-N3-C4	-6.45	116.67	119.90
1	AA	1949	A	C8-N9-C4	-6.45	103.22	105.80
1	AA	2461	U	C5-C4-O4	-6.45	122.03	125.90
1	CA	647	G	C8-N9-C4	-6.45	103.82	106.40
1	CA	647	G	N7-C8-N9	6.45	116.33	113.10
1	CA	2541	A	N1-C6-N6	-6.45	114.73	118.60
1	AA	1090	G	O4'-C1'-N9	6.45	113.36	108.20
1	AA	1266	C	C6-N1-C2	-6.45	117.72	120.30
1	AA	1309	U	OP1-P-OP2	6.45	129.28	119.60
1	AA	2624	C	N3-C4-C5	-6.45	119.32	121.90
1	AA	781	A	C4-C5-C6	6.45	120.22	117.00
2	AB	29	A	OP1-P-OP2	-6.45	109.93	119.60
34	BA	560	U	C6-N1-C2	-6.45	117.13	121.00
1	CA	2327	A	N9-C4-C5	6.45	108.38	105.80
1	AA	494	G	C5-C6-N1	-6.45	108.28	111.50
1	AA	2657	G	N3-C4-N9	-6.45	122.13	126.00
1	CA	106	C	C5-C4-N4	-6.45	115.69	120.20
1	AA	1269	G	C8-N9-C4	6.45	108.98	106.40
1	AA	176	G	N7-C8-N9	6.44	116.32	113.10
1	AA	850	U	N1-C2-N3	6.44	118.77	114.90
1	AA	2711	C	N3-C2-O2	6.44	126.41	121.90
34	BA	1442	G	C2-N3-C4	-6.44	108.68	111.90
1	AA	175	G	N1-C2-N3	6.44	127.77	123.90
1	AA	849	A	N1-C6-N6	-6.44	114.73	118.60
1	AA	1157	A	N3-C4-C5	6.44	131.31	126.80
1	AA	1353	A	C5-C6-N6	-6.44	118.55	123.70
15	AR	45	ARG	NE-CZ-NH1	-6.44	117.08	120.30
1	CA	1275	A	N7-C8-N9	-6.44	110.58	113.80
34	BA	822	C	C6-N1-C2	6.44	122.88	120.30
1	CA	2490	G	C5-C6-N1	6.44	114.72	111.50
1	AA	491	G	N1-C6-O6	-6.44	116.04	119.90
56	DW	43	C	C2-N1-C1'	6.44	125.88	118.80
1	AA	28	A	N1-C2-N3	-6.44	126.08	129.30
1	AA	2014	G	C8-N9-C4	-6.44	103.83	106.40

Continued on next page...

Continued from previous page...

Mol	Chain	Res	Type	Atoms	Z	Observed(°)	Ideal(°)
1	AA	2310	A	C8-N9-C4	6.44	108.38	105.80
1	AA	484	G	C6-C5-N7	-6.44	126.54	130.40
1	AA	996	C	N3-C4-N4	-6.43	113.50	118.00
1	AA	1184	G	C5-C6-O6	6.43	132.46	128.60
1	AA	2087	C	O5'-P-OP2	-6.43	99.91	105.70
1	AA	2896	G	N1-C6-O6	6.43	123.76	119.90
1	AA	1849	U	C5-C4-O4	-6.43	122.04	125.90
1	AA	1077	G	OP1-P-OP2	6.43	129.24	119.60
1	CA	2248	C	N1-C2-O2	-6.43	115.05	118.90
1	CA	2357	U	O5'-P-OP2	-6.43	99.92	105.70
1	AA	427	G	O5'-P-OP2	-6.42	99.92	105.70
1	AA	1713	G	O5'-P-OP1	-6.42	99.92	105.70
1	AA	1048	G	C8-N9-C4	-6.42	103.83	106.40
1	AA	2221	A	O5'-P-OP1	-6.42	99.92	105.70
1	AA	143	C	N3-C2-O2	-6.42	117.41	121.90
1	AA	894	U	C4-C5-C6	6.42	123.55	119.70
1	AA	2437	A	N7-C8-N9	6.42	117.01	113.80
1	AA	2559	U	C4-C5-C6	6.42	123.55	119.70
2	AB	77	U	C5-C6-N1	-6.42	119.49	122.70
1	CA	179	G	C8-N9-C4	-6.42	103.83	106.40
1	CA	309	G	N3-C4-C5	-6.42	125.39	128.60
1	CA	1956	U	N3-C4-O4	-6.42	114.91	119.40
1	AA	171	A	C4-C5-N7	6.42	113.91	110.70
1	AA	910	A	N1-C2-N3	6.42	132.51	129.30
1	AA	1062	G	C8-N9-C4	-6.42	103.83	106.40
1	AA	2623	U	C5-C4-O4	6.42	129.75	125.90
1	CA	1992	G	N3-C4-C5	-6.42	125.39	128.60
1	CA	262	A	O5'-P-OP2	-6.42	99.93	105.70
1	CA	2501	C	N1-C2-O2	-6.42	115.05	118.90
1	AA	151	C	C6-N1-C2	6.41	122.87	120.30
1	AA	751	G	O4'-C1'-N9	6.41	113.33	108.20
1	CA	2543	G	N3-C2-N2	-6.41	115.41	119.90
1	AA	311	C	C6-N1-C2	6.41	122.86	120.30
1	AA	1061	G	O5'-P-OP1	6.41	118.39	110.70
1	CA	1005	C	O5'-P-OP2	-6.41	99.93	105.70
1	AA	663	G	O5'-P-OP1	-6.41	99.93	105.70
1	AA	2671	G	N1-C6-O6	-6.41	116.05	119.90
1	CA	1272	A	O4'-C1'-N9	6.41	113.33	108.20
34	DA	760	G	N1-C6-O6	6.41	123.75	119.90
1	AA	221	G	C8-N9-C4	6.41	108.96	106.40
1	AA	1068	G	C5-N7-C8	-6.41	101.09	104.30
1	AA	1905	G	C4-C5-N7	-6.41	108.24	110.80

Continued on next page...

Continued from previous page...

Mol	Chain	Res	Type	Atoms	Z	Observed(°)	Ideal(°)
2	AB	41	U	C6-N1-C1'	6.41	130.17	121.20
7	AG	34	LEU	CB-CG-CD1	-6.41	100.11	111.00
34	BA	108	G	C5-C6-O6	-6.41	124.75	128.60
34	DA	576	G	N3-C4-N9	6.41	129.85	126.00
34	DA	753	A	C8-N9-C4	-6.41	103.24	105.80
2	AB	74	U	N1-C2-O2	-6.41	118.31	122.80
1	AA	1960	A	N1-C2-N3	6.41	132.50	129.30
1	AA	130	G	OP2-P-O3'	6.40	119.29	105.20
1	CA	2563	U	C2-N3-C4	-6.40	123.16	127.00
1	AA	54	G	C2-N3-C4	6.40	115.10	111.90
1	AA	95	G	N1-C6-O6	-6.40	116.06	119.90
1	AA	885	C	N1-C2-O2	6.40	122.74	118.90
1	AA	2897	U	N1-C2-N3	-6.40	111.06	114.90
1	AA	741	U	C4-C5-C6	6.40	123.54	119.70
1	AA	829	A	C5-N7-C8	6.40	107.10	103.90
1	AA	2902	G	C4-N9-C1'	6.40	134.82	126.50
34	BA	725	G	C5-C6-O6	-6.40	124.76	128.60
1	AA	1602	G	C2-N3-C4	-6.40	108.70	111.90
1	CA	1769	G	C6-C5-N7	-6.40	126.56	130.40
1	AA	858	U	C5-C6-N1	-6.40	119.50	122.70
1	AA	1238	G	C8-N9-C4	6.40	108.96	106.40
1	AA	1450	C	O5'-P-OP2	-6.40	99.94	105.70
1	AA	1701	A	C8-N9-C4	6.40	108.36	105.80
1	AA	2429	C	N3-C4-N4	-6.40	113.52	118.00
1	AA	2700	U	N3-C4-C5	-6.40	110.76	114.60
1	CA	1492	G	C8-N9-C4	-6.39	103.84	106.40
1	CA	2524	G	C5-C6-N1	6.39	114.70	111.50
1	AA	1251	G	O5'-P-OP2	6.39	118.37	110.70
1	AA	2882	G	C4-C5-N7	-6.39	108.24	110.80
1	AA	1245	C	N1-C2-O2	-6.39	115.07	118.90
1	AA	2477	C	N3-C4-N4	-6.39	113.53	118.00
1	AA	840	A	N1-C6-N6	6.39	122.43	118.60
1	AA	2646	G	C2-N3-C4	6.39	115.09	111.90
1	CA	1269	A	C6-N1-C2	6.39	122.43	118.60
1	CA	1332	G	O5'-P-OP2	-6.39	99.95	105.70
1	CA	2285	C	O5'-P-OP1	6.39	118.36	110.70
34	DA	567	G	O5'-P-OP1	-6.39	99.95	105.70
1	AA	618	C	C5-C6-N1	6.38	124.19	121.00
1	AA	1611	C	O5'-P-OP2	-6.38	99.95	105.70
1	AA	2238	C	C6-N1-C2	6.38	122.85	120.30
34	DA	610	G	C6-C5-N7	-6.38	126.57	130.40
34	BA	1442	G	N7-C8-N9	6.38	116.29	113.10

Continued on next page...

Continued from previous page...

Mol	Chain	Res	Type	Atoms	Z	Observed(°)	Ideal(°)
1	CA	2359	C	C6-N1-C2	-6.38	117.75	120.30
1	AA	1605	A	C5-C6-N1	-6.38	114.51	117.70
1	AA	1693	C	N1-C2-O2	-6.38	115.07	118.90
6	AF	89	VAL	C-N-CA	-6.38	105.75	121.70
2	AB	30	C	O5'-P-OP1	-6.38	99.96	105.70
34	DA	754	C	C2-N1-C1'	6.38	125.82	118.80
1	AA	1233	U	C5-C4-O4	6.38	129.73	125.90
56	BW	48	C	O5'-P-OP1	-6.38	99.96	105.70
1	CA	2816	C	O5'-P-OP1	-6.38	99.96	105.70
1	AA	372	G	C4-C5-N7	-6.38	108.25	110.80
1	AA	2727	G	C5-C6-O6	6.38	132.43	128.60
2	AB	94	C	N3-C2-O2	-6.38	117.44	121.90
1	AA	978	A	C6-C5-N7	-6.38	127.84	132.30
1	AA	2737	C	N3-C4-N4	6.38	122.46	118.00
1	AA	880	U	C2-N3-C4	-6.37	123.18	127.00
1	AA	1192	C	N3-C4-N4	6.37	122.46	118.00
1	AA	2298	A	N9-C1'-C2'	6.37	122.29	114.00
1	AA	2686	G	N3-C2-N2	-6.37	115.44	119.90
1	CA	88	G	N3-C2-N2	-6.37	115.44	119.90
1	CA	983	A	N1-C6-N6	-6.37	114.78	118.60
1	AA	1078	A	C8-N9-C4	6.37	108.35	105.80
1	AA	2686	G	C5-C6-N1	6.37	114.69	111.50
1	CA	272(D)	G	N3-C4-C5	6.37	131.78	128.60
2	CB	94	C	O5'-P-OP1	6.37	118.34	110.70
1	AA	831	A	O4'-C1'-N9	6.37	113.30	108.20
1	AA	2493	G	C2-N3-C4	-6.37	108.72	111.90
1	CA	945	A	N7-C8-N9	6.37	116.98	113.80
1	AA	200	A	C8-N9-C4	6.37	108.35	105.80
1	AA	412	C	N1-C2-O2	-6.37	115.08	118.90
1	AA	1373	C	N1-C2-O2	-6.37	115.08	118.90
1	AA	2162	C	N3-C2-O2	-6.37	117.44	121.90
1	AA	1040	C	C5-C4-N4	-6.37	115.74	120.20
1	AA	2025	G	C5-N7-C8	6.37	107.48	104.30
1	AA	2882	G	O5'-P-OP1	-6.37	99.97	105.70
1	CA	1836	C	N1-C2-O2	6.37	122.72	118.90
1	CA	2838	G	N3-C2-N2	-6.37	115.44	119.90
2	CB	10	C	N3-C2-O2	-6.37	117.44	121.90
1	AA	1617	A	C5-C6-N6	-6.36	118.61	123.70
1	CA	525	U	C5-C4-O4	6.36	129.72	125.90
34	DA	1522	U	O5'-P-OP2	-6.36	99.97	105.70
1	AA	481	C	N1-C2-N3	6.36	123.65	119.20
1	AA	1042	A	O5'-P-OP1	-6.36	99.97	105.70

Continued on next page...

Continued from previous page...

Mol	Chain	Res	Type	Atoms	Z	Observed(°)	Ideal(°)
1	AA	1745	A	N1-C2-N3	6.36	132.48	129.30
1	AA	225	C	C2-N3-C4	-6.36	116.72	119.90
1	AA	552	C	C2-N3-C4	-6.36	116.72	119.90
1	AA	477	C	N3-C4-C5	6.36	124.44	121.90
1	AA	2366	G	N1-C6-O6	6.36	123.72	119.90
1	AA	2697	G	C5-C6-N1	6.36	114.68	111.50
1	CA	1222	C	C6-N1-C2	-6.36	117.76	120.30
1	AA	746	A	C8-N9-C4	6.36	108.34	105.80
1	AA	1571	G	O5'-P-OP1	-6.36	99.98	105.70
1	AA	187	C	N3-C4-C5	6.36	124.44	121.90
1	AA	1664	A	C8-N9-C4	-6.36	103.26	105.80
1	CA	1307	A	C8-N9-C4	-6.36	103.26	105.80
1	CA	2771	C	N1-C2-O2	-6.36	115.09	118.90
1	CA	682	G	N3-C4-N9	6.35	129.81	126.00
1	CA	752	A	C5-C6-N1	-6.35	114.52	117.70
1	CA	2437	U	N3-C4-C5	6.35	118.41	114.60
1	AA	2401	G	OP1-P-O3'	6.35	119.17	105.20
34	BA	1496	C	O5'-P-OP2	-6.35	99.98	105.70
1	AA	477	C	C6-N1-C2	6.35	122.84	120.30
1	AA	1644	C	C2-N3-C4	-6.35	116.72	119.90
1	AA	983	G	C2-N3-C4	-6.35	108.73	111.90
1	AA	2052	A	N9-C4-C5	-6.35	103.26	105.80
1	CA	671	C	N3-C4-C5	-6.35	119.36	121.90
1	AA	471	C	C6-N1-C2	-6.34	117.76	120.30
1	AA	723	A	C8-N9-C4	6.34	108.34	105.80
1	AA	2302	G	N1-C6-O6	-6.34	116.09	119.90
1	AA	2323	A	O5'-P-OP1	-6.34	99.99	105.70
1	AA	821	A	C8-N9-C4	-6.34	103.26	105.80
1	CA	945	A	O4'-C1'-N9	6.34	113.27	108.20
1	AA	953	U	OP2-P-O3'	6.34	119.15	105.20
1	AA	2383	G	C5-C6-N1	6.34	114.67	111.50
1	AA	2608	U	N1-C2-O2	-6.34	118.36	122.80
1	AA	1766	G	N7-C8-N9	6.34	116.27	113.10
1	CA	2618	G	N1-C6-O6	-6.34	116.10	119.90
1	AA	419	C	O5'-P-OP1	-6.34	100.00	105.70
1	AA	1054	C	C6-N1-C2	6.33	122.83	120.30
1	AA	2354	C	C5-C4-N4	-6.33	115.77	120.20
1	CA	2363	C	C5-C6-N1	-6.33	117.83	121.00
1	AA	1894	G	N1-C6-O6	6.33	123.70	119.90
2	AB	81	G	C5-C6-O6	6.33	132.40	128.60
1	CA	559	G	C5-C6-O6	6.33	132.40	128.60
1	AA	322	G	N3-C4-N9	6.33	129.80	126.00

Continued on next page...

Continued from previous page...

Mol	Chain	Res	Type	Atoms	Z	Observed(°)	Ideal(°)
1	AA	592	U	N1-C2-N3	6.33	118.70	114.90
2	AB	80	U	C5-C6-N1	-6.33	119.53	122.70
1	AA	69	G	C2-N3-C4	6.33	115.06	111.90
1	AA	2453	C	N3-C2-O2	-6.33	117.47	121.90
34	BA	194	C	C6-N1-C2	-6.33	117.77	120.30
34	BA	1260	C	C6-N1-C1'	-6.33	113.21	120.80
1	AA	399	G	O5'-P-OP1	6.33	118.29	110.70
1	AA	434	G	O4'-C1'-N9	-6.32	103.14	108.20
1	AA	1264	G	C8-N9-C4	6.32	108.93	106.40
1	AA	1862	G	OP2-P-O3'	6.32	119.11	105.20
1	CA	1365	A	C4-C5-C6	6.32	120.16	117.00
34	DA	739	C	N3-C4-C5	-6.32	119.37	121.90
1	AA	1269	G	C8-N9-C1'	6.32	135.22	127.00
1	AA	1701	A	N9-C4-C5	-6.32	103.27	105.80
1	AA	1191	C	N1-C2-O2	-6.32	115.11	118.90
1	AA	2394	G	C4-N9-C1'	6.32	134.71	126.50
1	CA	966	G	O5'-P-OP2	-6.32	100.01	105.70
1	CA	1775	U	C2-N3-C4	-6.32	123.21	127.00
1	AA	2513	C	OP1-P-O3'	6.31	119.09	105.20
1	AA	1858	C	C4-C5-C6	6.31	120.56	117.40
1	AA	2302	G	N9-C4-C5	6.31	107.92	105.40
1	AA	415	G	N3-C4-N9	6.31	129.79	126.00
1	AA	1212	C	N1-C2-O2	-6.31	115.11	118.90
1	AA	2290	A	C8-N9-C4	-6.31	103.28	105.80
56	BW	74	C	N1-C2-O2	-6.31	115.11	118.90
1	AA	2389	A	N9-C4-C5	-6.31	103.28	105.80
2	AB	104	U	N3-C4-C5	6.31	118.39	114.60
1	CA	1579	A	N1-C6-N6	6.31	122.39	118.60
1	CA	1670	C	N3-C4-C5	-6.31	119.38	121.90
1	CA	2698	U	N3-C4-O4	6.31	123.82	119.40
1	AA	1655	A	C4-C5-N7	6.31	113.85	110.70
1	AA	2670	C	C6-N1-C2	6.31	122.82	120.30
56	BW	34	G	C8-N9-C1'	-6.31	118.80	127.00
1	CA	2386	C	C6-N1-C2	6.31	122.82	120.30
34	BA	841	U	C2-N1-C1'	6.31	125.27	117.70
34	DA	728	A	C8-N9-C4	-6.31	103.28	105.80
1	AA	185	A	C2-N3-C4	-6.30	107.45	110.60
1	AA	2599	A	C8-N9-C4	-6.30	103.28	105.80
1	AA	2831	A	O4'-C1'-N9	-6.30	103.16	108.20
34	BA	781	A	OP2-P-O3'	6.30	119.07	105.20
34	BA	1392	G	O5'-P-OP2	-6.30	100.03	105.70
57	BZ	-29	LEU	CA-CB-CG	6.30	129.80	115.30

Continued on next page...

Continued from previous page...

Mol	Chain	Res	Type	Atoms	Z	Observed(°)	Ideal(°)
1	AA	1345	G	C5-C6-N1	6.30	114.65	111.50
1	AA	2730	G	C4-C5-C6	6.30	122.58	118.80
1	AA	2743	C	OP2-P-O3'	6.30	119.07	105.20
34	BA	369	C	C6-N1-C2	-6.30	117.78	120.30
34	BA	1502	A	N7-C8-N9	6.30	116.95	113.80
34	BA	1524	C	C2-N3-C4	-6.30	116.75	119.90
1	AA	2795	G	N1-C6-O6	-6.30	116.12	119.90
1	CA	1152	C	O5'-P-OP1	-6.30	100.03	105.70
34	DA	21	G	N9-C4-C5	-6.30	102.88	105.40
1	AA	456	A	N9-C4-C5	-6.30	103.28	105.80
1	AA	1175	A	OP1-P-OP2	6.30	129.05	119.60
1	AA	2783	G	N3-C4-N9	6.30	129.78	126.00
1	AA	468	G	C5-C6-N1	6.30	114.65	111.50
1	CA	1788	C	N1-C2-N3	6.30	123.61	119.20
1	AA	595	A	N1-C2-N3	6.30	132.45	129.30
34	BA	764	C	C5-C6-N1	-6.30	117.85	121.00
1	CA	1299	G	N9-C4-C5	6.30	107.92	105.40
1	AA	1813	C	N3-C2-O2	6.29	126.31	121.90
1	AA	2867	G	O5'-P-OP1	-6.29	100.03	105.70
1	AA	43	A	C2-N3-C4	-6.29	107.45	110.60
1	AA	1053	C	N3-C4-C5	6.29	124.42	121.90
1	AA	1252	C	N1-C2-O2	-6.29	115.12	118.90
20	AW	23	LEU	CA-CB-CG	6.29	129.77	115.30
34	BA	244	U	N1-C2-O2	6.29	127.20	122.80
1	AA	1422	C	C2-N3-C4	-6.29	116.75	119.90
1	AA	595	A	C6-N1-C2	-6.29	114.83	118.60
1	AA	2894	U	N3-C4-O4	-6.29	115.00	119.40
1	CA	614	U	N3-C2-O2	-6.29	117.80	122.20
1	AA	798	A	O5'-P-OP2	6.29	118.24	110.70
1	CA	2610	C	N3-C2-O2	-6.29	117.50	121.90
34	DA	104	G	C2-N3-C4	-6.29	108.76	111.90
1	AA	818	G	C5-C6-N1	6.28	114.64	111.50
34	BA	5	U	N1-C2-O2	6.28	127.20	122.80
1	AA	714	U	N3-C2-O2	-6.28	117.80	122.20
1	AA	2873	C	N3-C4-C5	6.28	124.41	121.90
34	BA	1513	A	C5-C6-N1	6.28	120.84	117.70
1	CA	729	G	OP2-P-O3'	6.28	119.02	105.20
1	CA	845	G	O4'-C1'-N9	6.28	113.22	108.20
1	CA	1804	C	OP2-P-O3'	6.28	119.02	105.20
1	CA	2006	C	N3-C2-O2	6.28	126.30	121.90
1	AA	1832	G	OP1-P-OP2	6.28	129.02	119.60
1	AA	965	G	OP1-P-OP2	6.28	129.02	119.60

Continued on next page...

Continued from previous page...

Mol	Chain	Res	Type	Atoms	Z	Observed(°)	Ideal(°)
1	CA	1350	C	O5'-P-OP1	-6.28	100.05	105.70
1	AA	420	C	C2-N3-C4	-6.28	116.76	119.90
1	AA	802	C	N1-C2-O2	6.28	122.67	118.90
1	CA	125	G	C2-N3-C4	6.28	115.04	111.90
1	CA	132	G	N1-C6-O6	6.28	123.67	119.90
1	CA	592	G	N9-C4-C5	-6.28	102.89	105.40
1	CA	1951	U	O5'-P-OP2	-6.28	100.05	105.70
34	DA	904	C	C5-C4-N4	-6.27	115.81	120.20
1	AA	705	C	C4-C5-C6	6.27	120.54	117.40
1	AA	2219	U	C5-C6-N1	-6.27	119.56	122.70
1	AA	2527	C	N3-C4-C5	6.27	124.41	121.90
1	CA	2605	U	N1-C2-N3	6.27	118.66	114.90
1	AA	52	A	C2-N3-C4	-6.27	107.47	110.60
1	AA	1326	G	OP2-P-O3'	6.27	118.99	105.20
1	AA	1422	C	C5-C6-N1	-6.27	117.86	121.00
34	BA	1529	G	C4-N9-C1'	6.27	134.65	126.50
1	AA	1195	G	OP1-P-OP2	-6.27	110.20	119.60
1	AA	2001	C	N3-C4-C5	6.27	124.41	121.90
1	AA	2026	G	OP2-P-O3'	6.27	118.99	105.20
1	AA	2624	C	C5-C4-N4	6.27	124.59	120.20
1	CA	1779	U	C6-N1-C2	6.27	124.76	121.00
1	AA	874	U	C5-C6-N1	-6.27	119.57	122.70
1	AA	1257	G	N1-C6-O6	6.27	123.66	119.90
1	CA	1007	C	C5-C6-N1	-6.27	117.87	121.00
1	CA	1027	A	N7-C8-N9	-6.27	110.67	113.80
1	CA	2537	U	C5-C6-N1	-6.27	119.57	122.70
1	AA	976	G	C6-N1-C2	-6.26	121.34	125.10
1	AA	2648	U	O5'-P-OP2	-6.26	100.06	105.70
1	AA	1305	G	C5-C6-N1	6.26	114.63	111.50
1	AA	1457	C	N3-C4-C5	6.26	124.41	121.90
1	CA	307	G	C6-C5-N7	-6.26	126.64	130.40
1	AA	474	U	O5'-P-OP2	-6.26	100.06	105.70
1	AA	802	C	C6-N1-C2	6.26	122.81	120.30
1	AA	2033	U	OP1-P-OP2	-6.26	110.21	119.60
1	CA	463	G	OP1-P-O3'	6.26	118.98	105.20
1	CA	1267	U	N1-C2-N3	-6.26	111.14	114.90
1	CA	2629	A	N7-C8-N9	6.26	116.93	113.80
1	AA	2744	G	O5'-P-OP2	-6.26	100.07	105.70
34	BA	557	G	N1-C6-O6	-6.26	116.14	119.90
1	CA	608	A	O5'-P-OP1	-6.26	100.07	105.70
1	CA	529	A	C8-N9-C4	-6.26	103.30	105.80
1	AA	192	C	C4-C5-C6	6.26	120.53	117.40

Continued on next page...

Continued from previous page...

Mol	Chain	Res	Type	Atoms	Z	Observed(°)	Ideal(°)
1	AA	223	C	N1-C2-O2	6.26	122.65	118.90
1	AA	475	A	N1-C6-N6	6.26	122.35	118.60
1	AA	1235	G	C4-C5-N7	-6.26	108.30	110.80
1	AA	1012	C	C2-N3-C4	-6.25	116.77	119.90
1	AA	1608	G	C8-N9-C4	-6.25	103.90	106.40
34	BA	771	G	N3-C4-N9	-6.25	122.25	126.00
34	DA	610	G	N1-C6-O6	6.25	123.65	119.90
1	AA	1216	G	C5-C6-O6	-6.25	124.85	128.60
1	AA	2518	U	O5'-P-OP1	6.25	118.20	110.70
1	CA	751	A	C2-N3-C4	-6.25	107.47	110.60
1	CA	775	G	N3-C2-N2	-6.25	115.52	119.90
1	AA	775	G	C4-C5-N7	-6.25	108.30	110.80
1	AA	863	C	N1-C2-O2	-6.25	115.15	118.90
1	AA	1342	G	N7-C8-N9	-6.25	109.98	113.10
1	AA	2599	A	OP1-P-O3'	6.25	118.95	105.20
34	BA	771	G	C8-N9-C4	-6.25	103.90	106.40
34	BA	785	G	N3-C4-C5	6.25	131.72	128.60
1	AA	893	C	OP1-P-OP2	6.25	128.97	119.60
1	AA	2065	C	C6-N1-C2	6.25	122.80	120.30
1	AA	2462	A	C2-N3-C4	6.25	113.72	110.60
34	BA	189(D)	C	C6-N1-C2	-6.25	117.80	120.30
56	BW	73	A	C4-C5-N7	6.25	113.82	110.70
1	AA	1076	G	C4-C5-N7	6.25	113.30	110.80
1	AA	1345	G	N1-C6-O6	-6.25	116.15	119.90
2	CB	116	G	N1-C6-O6	6.25	123.65	119.90
1	CA	400	G	N1-C6-O6	6.24	123.65	119.90
1	CA	2825	C	C5-C4-N4	-6.24	115.83	120.20
1	AA	2582	G	N1-C6-O6	-6.24	116.16	119.90
1	AA	2851	C	C4-C5-C6	6.24	120.52	117.40
1	AA	2886	G	C8-N9-C4	-6.24	103.90	106.40
1	CA	2673	G	C4-C5-N7	6.24	113.30	110.80
1	AA	818	G	N3-C2-N2	6.24	124.27	119.90
1	AA	855	G	C5-C6-N1	6.24	114.62	111.50
1	AA	196	A	C6-N1-C2	-6.24	114.86	118.60
56	BW	45	U	N1-C2-O2	6.24	127.17	122.80
1	CA	915	C	N1-C2-O2	6.24	122.64	118.90
1	CA	2571	C	C5-C4-N4	-6.24	115.83	120.20
1	AA	1028	C	C4-C5-C6	-6.24	114.28	117.40
1	AA	2503	U	C6-N1-C2	6.24	124.74	121.00
1	AA	1298	G	N1-C2-N2	6.24	121.81	116.20
1	AA	1745	A	N7-C8-N9	6.24	116.92	113.80
1	CA	1646	C	C6-N1-C2	6.24	122.79	120.30

Continued on next page...

Continued from previous page...

Mol	Chain	Res	Type	Atoms	Z	Observed(°)	Ideal(°)
1	AA	2527	C	C6-N1-C2	6.23	122.79	120.30
1	AA	438	G	N3-C2-N2	-6.23	115.54	119.90
1	AA	883	G	C5-C6-O6	6.23	132.34	128.60
1	AA	1375	U	N1-C2-O2	-6.23	118.44	122.80
1	AA	1719	C	N3-C4-N4	6.23	122.36	118.00
1	AA	2670	C	C5-C6-N1	-6.23	117.88	121.00
34	BA	600	C	O5'-P-OP2	-6.23	100.09	105.70
1	AA	50	G	N3-C4-C5	-6.23	125.49	128.60
1	AA	835	A	OP2-P-O3'	6.23	118.90	105.20
1	AA	45	C	C2-N3-C4	-6.23	116.79	119.90
1	AA	177	G	C2-N3-C4	-6.23	108.79	111.90
1	AA	1718	U	OP1-P-OP2	6.23	128.94	119.60
1	AA	2522	C	C5-C6-N1	-6.23	117.89	121.00
34	BA	260	G	N1-C6-O6	6.22	123.64	119.90
1	AA	1728	G	C4-C5-N7	6.22	113.29	110.80
1	AA	1742	G	N3-C4-N9	6.22	129.73	126.00
1	AA	2343	G	C5-C6-O6	-6.22	124.87	128.60
2	AB	48	A	N1-C2-N3	6.22	132.41	129.30
1	CA	474	G	N1-C6-O6	-6.22	116.17	119.90
1	CA	2050	C	O5'-P-OP2	-6.22	100.10	105.70
34	DA	397	A	OP2-P-O3'	6.22	118.89	105.20
1	AA	22	C	C2-N3-C4	-6.22	116.79	119.90
1	AA	2357	G	C4-C5-N7	6.22	113.29	110.80
1	AA	2882	G	N1-C2-N3	6.22	127.63	123.90
1	CA	1761	C	C2-N3-C4	-6.22	116.79	119.90
1	CA	2286	A	N7-C8-N9	6.22	116.91	113.80
1	AA	2889	C	O5'-P-OP1	-6.22	100.10	105.70
1	CA	1992	G	P-O3'-C3'	6.22	127.16	119.70
1	AA	1053	C	C2-N3-C4	-6.22	116.79	119.90
1	AA	1808	U	C5-C4-O4	-6.22	122.17	125.90
1	AA	2456	G	C5-C6-O6	6.22	132.33	128.60
1	AA	2894	U	N3-C4-C5	6.22	118.33	114.60
1	CA	1190	G	O5'-P-OP2	-6.22	100.11	105.70
34	DA	576	G	N3-C4-C5	-6.22	125.49	128.60
1	AA	168	G	N1-C2-N3	6.21	127.63	123.90
1	AA	2306	C	N3-C4-C5	6.21	124.39	121.90
34	BA	728	A	C5-C6-N6	-6.21	118.73	123.70
1	CA	2495	G	C8-N9-C4	6.21	108.89	106.40
1	AA	176	G	C2-N3-C4	-6.21	108.79	111.90
1	AA	850	U	C2-N3-C4	-6.21	123.27	127.00
1	AA	2255	U	N3-C2-O2	6.21	126.55	122.20
1	AA	2271	G	N1-C6-O6	-6.21	116.17	119.90

Continued on next page...

Continued from previous page...

Mol	Chain	Res	Type	Atoms	Z	Observed(°)	Ideal(°)
1	AA	475	A	C5-N7-C8	-6.21	100.80	103.90
1	AA	2000	A	N1-C2-N3	-6.21	126.19	129.30
1	AA	2459	G	C5-N7-C8	6.21	107.40	104.30
1	AA	2828	G	C5-N7-C8	6.21	107.40	104.30
1	CA	1124	C	N3-C4-C5	6.21	124.38	121.90
1	AA	751	G	N1-C2-N2	6.21	121.79	116.20
1	AA	2539	C	C5-C4-N4	-6.21	115.86	120.20
1	AA	2705	A	C2-N3-C4	6.21	113.70	110.60
34	BA	20	U	OP2-P-O3'	6.21	118.85	105.20
34	BA	659	U	O5'-P-OP2	-6.21	100.11	105.70
1	CA	1824	G	N9-C4-C5	6.21	107.88	105.40
1	AA	2549	U	C5-C4-O4	6.20	129.62	125.90
1	AA	1298	G	C5-C6-O6	-6.20	124.88	128.60
1	AA	1411	A	N1-C2-N3	6.20	132.40	129.30
1	CA	1616	A	C2-N3-C4	-6.20	107.50	110.60
1	CA	2703	C	N3-C4-C5	6.20	124.38	121.90
1	AA	1548	C	N3-C2-O2	-6.20	117.56	121.90
1	AA	2052	A	C5-N7-C8	-6.20	100.80	103.90
1	AA	2298	A	C5-C6-N1	-6.20	114.60	117.70
1	AA	2743	C	C2-N3-C4	-6.20	116.80	119.90
12	AO	20	MET	CG-SD-CE	6.20	110.12	100.20
34	BA	34	C	C6-N1-C2	6.20	122.78	120.30
1	AA	1514	C	N3-C4-N4	-6.20	113.66	118.00
1	AA	1971	G	N1-C6-O6	6.20	123.62	119.90
1	AA	2475	C	C6-N1-C2	6.20	122.78	120.30
2	AB	84	C	N1-C2-O2	-6.20	115.18	118.90
1	CA	1365	A	C4-C5-N7	6.20	113.80	110.70
1	AA	1795	G	C5-C6-O6	6.20	132.32	128.60
1	AA	2782	C	C4-C5-C6	6.20	120.50	117.40
2	AB	108	U	C5-C6-N1	-6.20	119.60	122.70
34	DA	1525	G	C4-C5-N7	-6.20	108.32	110.80
1	AA	413	G	C4-C5-N7	-6.20	108.32	110.80
1	AA	462	C	OP1-P-OP2	6.20	128.89	119.60
1	AA	2531	U	C2-N3-C4	-6.20	123.28	127.00
1	AA	2550	C	C2-N3-C4	-6.20	116.80	119.90
20	AW	17	VAL	CB-CA-C	-6.20	99.63	111.40
1	CA	2253	G	C4-C5-N7	6.20	113.28	110.80
1	CA	2626	C	C5-C6-N1	-6.20	117.90	121.00
1	AA	211	A	O4'-C1'-N9	-6.19	103.25	108.20
1	AA	634	C	C6-N1-C2	6.19	122.78	120.30
1	CA	383	U	O4'-C1'-N1	6.19	113.16	108.20
1	AA	606	G	N1-C2-N3	-6.19	120.19	123.90

Continued on next page...

Continued from previous page...

Mol	Chain	Res	Type	Atoms	Z	Observed(°)	Ideal(°)
1	AA	1056	A	C5-C6-N1	6.19	120.80	117.70
1	AA	2223	C	N3-C4-N4	6.19	122.33	118.00
1	CA	931	G	OP2-P-O3'	6.19	118.82	105.20
1	CA	959	A	O5'-P-OP2	-6.19	100.13	105.70
1	AA	130	G	N7-C8-N9	-6.19	110.00	113.10
1	AA	1302	G	C8-N9-C4	6.19	108.88	106.40
1	AA	2588	G	C8-N9-C4	6.19	108.88	106.40
34	BA	696	A	C8-N9-C4	-6.19	103.32	105.80
1	CA	12	U	N1-C2-O2	6.19	127.13	122.80
1	AA	1296	G	N3-C4-C5	-6.19	125.50	128.60
34	DA	720	C	N3-C2-O2	-6.19	117.57	121.90
1	AA	361	C	N1-C2-O2	-6.19	115.19	118.90
1	AA	2297	C	O5'-P-OP1	6.19	118.12	110.70
1	CA	1792	G	C5-N7-C8	6.19	107.39	104.30
1	CA	2332	U	C6-N1-C2	6.19	124.71	121.00
34	DA	884	U	C4-C5-C6	6.19	123.41	119.70
1	AA	103	C	OP2-P-O3'	6.18	118.81	105.20
1	AA	2624	C	N1-C2-O2	6.18	122.61	118.90
34	DA	1397	C	C6-N1-C2	-6.18	117.83	120.30
1	AA	1659	G	N3-C2-N2	6.18	124.23	119.90
1	AA	2761	A	O5'-P-OP2	-6.18	100.14	105.70
1	CA	1365	A	C5-N7-C8	-6.18	100.81	103.90
1	CA	2451	A	C2-N3-C4	-6.18	107.51	110.60
34	DA	509	A	N7-C8-N9	6.18	116.89	113.80
1	CA	1781	C	N3-C4-C5	6.18	124.37	121.90
34	DA	882	C	C5-C6-N1	6.18	124.09	121.00
1	AA	790	G	C5-C6-O6	6.18	132.31	128.60
1	AA	1303	C	C4-C5-C6	6.18	120.49	117.40
1	AA	2549	U	N3-C4-O4	-6.18	115.07	119.40
1	AA	1255	A	P-O3'-C3'	6.18	127.11	119.70
34	DA	557	G	N3-C2-N2	6.18	124.22	119.90
34	BA	852	G	N7-C8-N9	-6.18	110.01	113.10
1	CA	1325	G	C5-C6-O6	-6.18	124.89	128.60
1	AA	416	G	N1-C2-N2	-6.17	110.64	116.20
1	AA	608	G	C6-N1-C2	-6.17	121.39	125.10
1	AA	2083	G	C5-N7-C8	6.17	107.39	104.30
1	AA	2555	G	C5-C6-N1	6.17	114.59	111.50
1	CA	213	A	OP2-P-O3'	6.17	118.78	105.20
1	CA	2340	G	N3-C4-N9	6.17	129.71	126.00
1	AA	34	C	O4'-C1'-N1	6.17	113.14	108.20
1	AA	240	A	C5-C6-N6	6.17	128.64	123.70
1	AA	2056	U	C4-C5-C6	6.17	123.40	119.70

Continued on next page...

Continued from previous page...

Mol	Chain	Res	Type	Atoms	Z	Observed(°)	Ideal(°)
34	BA	771	G	N9-C4-C5	6.17	107.87	105.40
1	AA	732	A	C2-N3-C4	-6.17	107.51	110.60
1	AA	1019	G	C4-C5-N7	-6.17	108.33	110.80
1	AA	1626	A	O5'-P-OP1	-6.17	100.15	105.70
1	CA	2538	C	C5-C6-N1	-6.17	117.91	121.00
1	CA	2022	U	C6-N1-C2	6.17	124.70	121.00
1	AA	1152	G	OP1-P-O3'	6.17	118.77	105.20
1	AA	2439	C	C4-C5-C6	6.17	120.48	117.40
1	AA	2645	G	N1-C6-O6	-6.17	116.20	119.90
1	CA	445	C	C6-N1-C2	6.17	122.77	120.30
1	CA	1567	A	N1-C6-N6	-6.17	114.90	118.60
1	CA	1721	G	C4-C5-N7	6.17	113.27	110.80
1	CA	2029	G	C4-C5-N7	-6.17	108.33	110.80
1	AA	1566	U	O5'-P-OP2	-6.17	100.15	105.70
1	AA	2227	G	N3-C4-N9	-6.17	122.30	126.00
34	BA	1514	C	N1-C2-O2	-6.17	115.20	118.90
1	CA	829	A	N1-C6-N6	6.17	122.30	118.60
1	CA	2709	G	N1-C6-O6	-6.17	116.20	119.90
34	DA	795	C	N1-C2-O2	-6.17	115.20	118.90
1	AA	195	U	C5-C4-O4	6.17	129.60	125.90
1	AA	1472	G	N7-C8-N9	-6.17	110.02	113.10
1	CA	1973	G	N1-C6-O6	-6.16	116.20	119.90
1	CA	2373	G	N1-C6-O6	6.16	123.60	119.90
1	AA	1006	C	N3-C4-C5	-6.16	119.44	121.90
1	CA	1674	G	O5'-P-OP1	-6.16	100.16	105.70
1	AA	1197	G	N1-C2-N3	6.16	127.60	123.90
2	AB	61	G	C8-N9-C4	-6.16	103.94	106.40
1	CA	641	C	C5-C6-N1	6.16	124.08	121.00
1	AA	1232	G	N3-C2-N2	6.16	124.21	119.90
1	AA	1623	U	N1-C2-O2	6.16	127.11	122.80
1	AA	1726	U	C4-C5-C6	6.16	123.39	119.70
1	AA	2048	C	C2-N3-C4	-6.16	116.82	119.90
1	AA	2234	G	C5-C6-O6	6.16	132.29	128.60
1	AA	623	G	C4-C5-N7	6.16	113.26	110.80
1	CA	2066	C	O5'-P-OP1	-6.16	100.16	105.70
1	AA	1316	C	C6-N1-C2	6.16	122.76	120.30
1	AA	2693	C	OP1-P-O3'	6.16	118.74	105.20
1	CA	751	A	N7-C8-N9	-6.16	110.72	113.80
1	CA	2819	G	N3-C2-N2	6.16	124.21	119.90
1	AA	1029	A	O5'-P-OP1	6.15	118.08	110.70
1	AA	2848	G	N1-C6-O6	6.15	123.59	119.90
34	BA	727	G	O5'-P-OP1	-6.15	100.16	105.70

Continued on next page...

Continued from previous page...

Mol	Chain	Res	Type	Atoms	Z	Observed(°)	Ideal(°)
1	CA	2087	G	C4-C5-N7	6.15	113.26	110.80
1	CA	2329	G	C8-N9-C4	6.15	108.86	106.40
1	CA	2029	G	N9-C4-C5	6.15	107.86	105.40
1	AA	1006	C	C5-C4-N4	6.15	124.50	120.20
2	AB	74	U	N3-C2-O2	6.15	126.50	122.20
1	CA	1202	C	N3-C4-C5	6.15	124.36	121.90
1	AA	1676	G	C6-C5-N7	6.15	134.09	130.40
1	AA	1287	A	N7-C8-N9	-6.15	110.73	113.80
1	AA	2786	C	N1-C2-O2	-6.15	115.21	118.90
1	CA	53	A	C8-N9-C4	6.15	108.26	105.80
1	AA	1040	C	C5-C6-N1	-6.14	117.93	121.00
1	AA	1154	U	C2-N1-C1'	6.14	125.07	117.70
1	AA	1710	C	OP2-P-O3'	6.14	118.72	105.20
1	AA	1842	G	C4-C5-N7	-6.14	108.34	110.80
1	CA	2771	C	O5'-P-OP2	6.14	118.07	110.70
1	AA	1622	C	O5'-P-OP2	6.14	118.07	110.70
34	DA	1518	A	N1-C2-N3	6.14	132.37	129.30
1	CA	195	A	P-O3'-C3'	6.14	127.07	119.70
1	AA	2776	G	OP2-P-O3'	6.14	118.71	105.20
34	BA	1501	C	N1-C2-O2	-6.14	115.22	118.90
1	CA	2022	U	N1-C2-O2	-6.14	118.50	122.80
1	CA	2537	U	N3-C4-O4	-6.14	115.10	119.40
1	AA	18	C	OP1-P-OP2	-6.14	110.39	119.60
1	AA	1710	C	N1-C2-O2	-6.14	115.22	118.90
1	AA	1255	A	O5'-P-OP2	-6.14	100.18	105.70
1	AA	1830	G	C5-C6-O6	6.14	132.28	128.60
1	AA	2636	G	N3-C4-N9	6.14	129.68	126.00
34	BA	674	G	N1-C6-O6	6.14	123.58	119.90
1	CA	797	C	C2-N3-C4	6.14	122.97	119.90
1	AA	171	A	C5-C6-N6	-6.13	118.79	123.70
1	AA	2391	G	C2-N3-C4	6.13	114.97	111.90
1	AA	254	A	C5-C6-N6	-6.13	118.79	123.70
1	CA	694	U	O5'-P-OP2	-6.13	100.18	105.70
1	AA	206	G	N1-C6-O6	6.13	123.58	119.90
1	AA	2509	A	C5-N7-C8	6.13	106.97	103.90
1	AA	2837	C	N3-C2-O2	6.13	126.19	121.90
34	DA	513	C	C2-N1-C1'	6.13	125.54	118.80
1	CA	2824	C	N3-C4-N4	6.13	122.29	118.00
34	BA	316	G	O5'-P-OP2	-6.13	100.18	105.70
1	CA	212	G	O5'-P-OP1	6.13	118.06	110.70
1	CA	1943	U	C2-N3-C4	-6.13	123.32	127.00
1	AA	827	G	C5-C6-O6	-6.13	124.92	128.60

Continued on next page...

Continued from previous page...

Mol	Chain	Res	Type	Atoms	Z	Observed(°)	Ideal(°)
1	AA	875	U	OP2-P-O3'	6.13	118.68	105.20
1	CA	2024	G	O5'-P-OP2	-6.13	100.19	105.70
34	DA	32	A	C8-N9-C4	-6.13	103.35	105.80
34	DA	1279	A	OP1-P-O3'	6.13	118.68	105.20
34	DA	1525	G	N9-C4-C5	6.12	107.85	105.40
1	AA	727	G	C8-N9-C1'	-6.12	119.04	127.00
1	AA	2548	G	O5'-P-OP1	-6.12	100.19	105.70
34	BA	1526	G	C2-N3-C4	6.12	114.96	111.90
1	CA	1373	A	N7-C8-N9	-6.12	110.74	113.80
1	AA	806	G	N7-C8-N9	-6.12	110.04	113.10
1	AA	1462	G	O5'-P-OP2	-6.12	100.19	105.70
2	CB	74	U	C6-N1-C1'	6.12	129.77	121.20
56	BW	5	G	C8-N9-C4	6.12	108.85	106.40
1	CA	333	G	C5-C6-O6	-6.12	124.93	128.60
1	AA	911	G	N1-C6-O6	-6.12	116.23	119.90
1	AA	1068	G	N3-C4-C5	6.12	131.66	128.60
1	AA	1952	G	N3-C2-N2	6.12	124.18	119.90
1	AA	2890	C	O5'-P-OP2	-6.12	100.19	105.70
1	CA	963	U	O5'-P-OP2	6.12	118.04	110.70
1	CA	1416	G	O4'-C1'-N9	6.12	113.09	108.20
1	CA	2056	G	OP1-P-O3'	6.12	118.66	105.20
1	AA	788	G	N7-C8-N9	-6.12	110.04	113.10
1	CA	1019	U	N3-C2-O2	-6.11	117.92	122.20
1	AA	60	G	C8-N9-C1'	6.11	134.95	127.00
1	AA	154	G	N3-C4-N9	-6.11	122.33	126.00
1	CA	1600	C	C6-N1-C2	6.11	122.75	120.30
34	DA	1502	A	O5'-P-OP2	-6.11	100.20	105.70
1	AA	1686	U	O5'-P-OP1	6.11	118.03	110.70
1	CA	530	G	N3-C4-C5	6.11	131.66	128.60
1	CA	692	C	N3-C4-C5	6.11	124.34	121.90
1	CA	2605	U	C5-C4-O4	6.11	129.57	125.90
1	AA	2562	G	O5'-P-OP1	6.11	118.03	110.70
1	AA	2732	G	C5-C6-N1	6.11	114.55	111.50
1	AA	2757	G	C5-C6-N1	6.11	114.55	111.50
34	BA	901	A	N1-C2-N3	6.11	132.35	129.30
1	CA	1968	G	C5-C6-O6	-6.11	124.94	128.60
1	AA	1616	A	C8-N9-C4	-6.11	103.36	105.80
1	AA	2711	C	OP1-P-OP2	6.11	128.76	119.60
1	AA	2256	U	N3-C2-O2	-6.10	117.93	122.20
1	CA	805	G	N3-C2-N2	6.10	124.17	119.90
1	CA	2081	C	N1-C2-O2	-6.10	115.24	118.90
1	AA	1790	A	C8-N9-C1'	-6.10	116.72	127.70

Continued on next page...

Continued from previous page...

Mol	Chain	Res	Type	Atoms	Z	Observed(°)	Ideal(°)
1	AA	2659	U	C5-C6-N1	-6.10	119.65	122.70
1	AA	13	A	C8-N9-C4	-6.10	103.36	105.80
1	AA	646	A	C4-C5-C6	-6.10	113.95	117.00
1	AA	1685	C	N3-C4-C5	6.10	124.34	121.90
1	AA	1958	A	C5-N7-C8	-6.10	100.85	103.90
1	CA	1405	U	O5'-P-OP2	-6.10	100.21	105.70
1	AA	353	G	OP1-P-OP2	6.10	128.75	119.60
1	AA	838	C	N3-C4-C5	-6.10	119.46	121.90
1	AA	1208	G	N1-C2-N3	6.10	127.56	123.90
1	CA	2689	U	P-O3'-C3'	6.10	127.02	119.70
1	AA	1635	C	N3-C4-N4	6.10	122.27	118.00
1	CA	848	G	N3-C4-C5	-6.10	125.55	128.60
1	CA	1857	G	N3-C4-N9	6.10	129.66	126.00
1	AA	2462	A	N1-C2-N3	-6.09	126.25	129.30
34	BA	289	G	N1-C6-O6	-6.09	116.24	119.90
1	CA	529	A	C5-N7-C8	-6.09	100.85	103.90
1	AA	2453	C	C2-N3-C4	-6.09	116.85	119.90
1	AA	833	C	C6-N1-C2	-6.09	117.86	120.30
1	AA	21	A	N9-C4-C5	6.09	108.24	105.80
34	BA	285	G	OP1-P-OP2	-6.09	110.47	119.60
1	CA	53	A	N1-C2-N3	6.09	132.34	129.30
1	AA	974	G	C5-C6-O6	-6.09	124.95	128.60
1	AA	413	G	C8-N9-C4	-6.09	103.97	106.40
1	AA	421	A	C2-N3-C4	-6.09	107.56	110.60
1	AA	1072	U	C5-C6-N1	6.09	125.74	122.70
1	AA	456	A	N1-C6-N6	6.08	122.25	118.60
1	AA	12	U	N1-C2-O2	6.08	127.06	122.80
1	AA	50	G	C4-C5-C6	6.08	122.45	118.80
1	AA	468	G	N1-C2-N2	-6.08	110.72	116.20
1	CA	816	C	C6-N1-C2	-6.08	117.87	120.30
1	AA	1851	U	C5-C6-N1	-6.08	119.66	122.70
1	AA	2641	A	C2-N3-C4	-6.08	107.56	110.60
2	AB	8	U	N3-C2-O2	-6.08	117.94	122.20
34	BA	336	C	C2-N1-C1'	-6.08	112.11	118.80
1	CA	1125	G	N1-C6-O6	6.08	123.55	119.90
1	CA	2227	A	N1-C6-N6	6.08	122.25	118.60
1	AA	2248	C	C2-N3-C4	-6.08	116.86	119.90
1	AA	60	G	N3-C2-N2	-6.08	115.64	119.90
1	AA	1828	C	C2-N3-C4	-6.08	116.86	119.90
1	AA	2115	G	N7-C8-N9	-6.08	110.06	113.10
1	AA	2265	G	C8-N9-C4	6.08	108.83	106.40
34	BA	859	A	N9-C4-C5	6.08	108.23	105.80

Continued on next page...

Continued from previous page...

Mol	Chain	Res	Type	Atoms	Z	Observed(°)	Ideal(°)
34	BA	1525	G	C5-C6-O6	6.08	132.25	128.60
35	BB	111	ARG	NE-CZ-NH1	6.08	123.34	120.30
34	DA	44	G	N3-C4-N9	6.08	129.65	126.00
1	AA	552	C	C5-C4-N4	6.08	124.45	120.20
1	AA	610	C	N3-C4-C5	6.08	124.33	121.90
1	AA	2227	G	N3-C4-C5	6.08	131.64	128.60
1	CA	2274	A	O5'-P-OP2	-6.08	100.23	105.70
1	AA	826	U	N3-C4-O4	6.08	123.65	119.40
1	CA	2446	G	N3-C2-N2	6.08	124.15	119.90
1	CA	2571	C	C5-C6-N1	-6.07	117.96	121.00
2	AB	87	G	C5-C6-N1	6.07	114.54	111.50
1	CA	1266	G	C5-C6-O6	-6.07	124.96	128.60
1	CA	1305	C	C5-C6-N1	6.07	124.04	121.00
1	AA	2825	C	O5'-P-OP2	-6.07	100.24	105.70
34	BA	194	C	C5-C6-N1	6.07	124.03	121.00
1	CA	2021	C	C6-N1-C2	6.07	122.73	120.30
34	DA	795	C	C2-N3-C4	-6.07	116.86	119.90
1	AA	1742	G	C6-C5-N7	-6.07	126.76	130.40
34	DA	560	U	C5-C6-N1	6.07	125.73	122.70
34	BA	1384	C	C6-N1-C2	-6.07	117.87	120.30
1	AA	2023	A	N9-C4-C5	6.06	108.23	105.80
1	AA	1664	A	O5'-P-OP2	6.06	117.97	110.70
1	AA	2418	U	N3-C4-O4	6.06	123.64	119.40
1	CA	672	C	C2-N1-C1'	-6.06	112.13	118.80
34	DA	907	A	C5-C6-N1	-6.06	114.67	117.70
1	AA	1409	C	C6-N1-C2	6.06	122.72	120.30
1	AA	1801	G	C6-N1-C2	-6.06	121.46	125.10
34	BA	1404	C	N3-C2-O2	6.06	126.14	121.90
1	CA	530	G	O5'-P-OP1	-6.06	100.25	105.70
1	CA	1533	G	N3-C4-N9	6.06	129.64	126.00
1	AA	1830	G	N3-C2-N2	6.06	124.14	119.90
1	AA	2076	A	N1-C2-N3	6.06	132.33	129.30
1	CA	2038	G	OP2-P-O3'	6.06	118.53	105.20
1	AA	195	U	N1-C2-N3	6.05	118.53	114.90
1	AA	2048	C	OP2-P-O3'	6.05	118.52	105.20
1	AA	2282	G	C5-C6-O6	-6.05	124.97	128.60
34	BA	689	C	C5-C4-N4	-6.05	115.96	120.20
1	CA	1404	C	N3-C4-N4	-6.05	113.76	118.00
1	CA	1618	A	C8-N9-C4	-6.05	103.38	105.80
1	CA	1721	G	C5-C6-O6	-6.05	124.97	128.60
34	DA	23	C	O5'-P-OP2	6.05	117.97	110.70
1	AA	640	A	OP2-P-O3'	6.05	118.52	105.20

Continued on next page...

Continued from previous page...

Mol	Chain	Res	Type	Atoms	Z	Observed(°)	Ideal(°)
1	CA	1199	U	O5'-P-OP1	-6.05	100.25	105.70
1	AA	169	G	N3-C2-N2	6.05	124.14	119.90
1	AA	520	G	OP2-P-O3'	6.05	118.51	105.20
1	AA	897	C	N3-C4-C5	6.05	124.32	121.90
1	AA	1212	C	OP1-P-O3'	-6.05	91.89	105.20
1	CA	1653	G	N3-C2-N2	-6.05	115.66	119.90
1	CA	2893	G	N9-C4-C5	-6.05	102.98	105.40
1	AA	1694	G	C8-N9-C4	6.05	108.82	106.40
1	CA	2474	C	C6-N1-C1'	-6.05	113.54	120.80
1	CA	2612	C	N1-C2-O2	6.05	122.53	118.90
1	CA	2831	G	N3-C4-N9	-6.05	122.37	126.00
1	AA	883	G	C2-N3-C4	6.05	114.92	111.90
1	AA	1395	A	O5'-P-OP2	-6.05	100.26	105.70
1	AA	1460	G	N3-C4-N9	-6.05	122.37	126.00
1	AA	1639	G	N3-C4-N9	6.05	129.63	126.00
1	AA	2084	A	C6-C5-N7	-6.04	128.07	132.30
1	CA	2766	G	C4-C5-N7	6.04	113.22	110.80
1	AA	100	G	O5'-P-OP2	-6.04	100.26	105.70
1	AA	976	G	N1-C2-N3	6.04	127.53	123.90
1	AA	2479	C	C5-C6-N1	-6.04	117.98	121.00
34	DA	39	G	N3-C2-N2	6.04	124.13	119.90
2	AB	96	U	N3-C4-O4	-6.04	115.17	119.40
1	CA	726	G	O5'-P-OP1	-6.04	100.26	105.70
1	CA	1840	G	N1-C6-O6	6.04	123.52	119.90
1	AA	35	G	N1-C6-O6	-6.04	116.28	119.90
1	AA	410	U	C2-N1-C1'	-6.04	110.45	117.70
1	AA	1372	U	N3-C4-O4	-6.04	115.17	119.40
1	AA	2259	A	N1-C6-N6	-6.04	114.98	118.60
1	CA	2595	G	N1-C6-O6	6.04	123.52	119.90
1	AA	1545	C	C5-C6-N1	-6.04	117.98	121.00
1	AA	2368	C	C2-N3-C4	-6.04	116.88	119.90
1	AA	2724	U	N1-C2-O2	6.04	127.03	122.80
1	CA	1261	C	C6-N1-C2	6.04	122.71	120.30
1	CA	1681	G	N9-C4-C5	6.04	107.81	105.40
1	CA	1708	C	C5-C6-N1	-6.04	117.98	121.00
1	AA	347	G	C5-C6-O6	-6.03	124.98	128.60
34	BA	1468	A	C5-C6-N6	-6.03	118.87	123.70
1	CA	220	G	C8-N9-C4	-6.03	103.99	106.40
1	CA	315	G	C5-C6-O6	6.03	132.22	128.60
1	CA	2010	G	OP1-P-OP2	-6.03	110.55	119.60
1	AA	392	U	O5'-P-OP1	-6.03	100.27	105.70
1	AA	738	C	OP1-P-OP2	-6.03	110.55	119.60

Continued on next page...

Continued from previous page...

Mol	Chain	Res	Type	Atoms	Z	Observed(°)	Ideal(°)
2	AB	53	A	N1-C6-N6	6.03	122.22	118.60
1	CA	997	G	O5'-P-OP1	-6.03	100.27	105.70
1	CA	966	G	OP2-P-O3'	6.03	118.47	105.20
1	CA	503	A	N1-C6-N6	-6.03	114.98	118.60
1	CA	2233	U	N1-C2-O2	-6.03	118.58	122.80
1	AA	811	A	C5-C6-N1	6.03	120.71	117.70
1	AA	1419	A	OP1-P-OP2	-6.03	110.56	119.60
1	AA	1699	A	C5-N7-C8	6.03	106.91	103.90
1	AA	1961	U	O5'-P-OP1	-6.03	100.28	105.70
1	AA	1981	G	C5-C6-O6	6.03	132.22	128.60
1	AA	127	C	N1-C2-O2	-6.03	115.28	118.90
1	AA	426	G	C5-N7-C8	6.03	107.31	104.30
1	CA	680	G	C5-C6-O6	6.03	132.22	128.60
1	CA	1646	C	N1-C2-O2	6.03	122.52	118.90
1	CA	1957	C	C2-N3-C4	-6.03	116.89	119.90
1	AA	251	A	N7-C8-N9	-6.02	110.79	113.80
1	AA	519	G	OP1-P-OP2	-6.02	110.56	119.60
1	AA	748	G	N1-C6-O6	-6.02	116.28	119.90
34	BA	1260	C	N1-C2-O2	6.02	122.51	118.90
1	AA	1613	A	C5-C6-N1	6.02	120.71	117.70
34	DA	1518	A	C5-C6-N6	6.02	128.52	123.70
1	AA	2730	G	C5-N7-C8	6.02	107.31	104.30
2	AB	6	C	C2-N3-C4	-6.02	116.89	119.90
1	CA	2361	A	C2-N3-C4	-6.02	107.59	110.60
1	AA	1016	C	O5'-P-OP1	6.02	117.92	110.70
1	AA	1208	G	C5-N7-C8	6.02	107.31	104.30
1	AA	2719	G	N9-C4-C5	-6.02	102.99	105.40
1	AA	2788	A	C2-N3-C4	-6.02	107.59	110.60
56	BW	75	C	C2-N3-C4	-6.02	116.89	119.90
1	AA	2622	C	C5-C6-N1	-6.02	117.99	121.00
1	AA	2883	A	N7-C8-N9	6.02	116.81	113.80
2	AB	32	C	N3-C4-N4	-6.02	113.79	118.00
1	CA	540	C	N1-C2-O2	6.02	122.51	118.90
1	CA	736	C	OP2-P-O3'	6.02	118.44	105.20
1	AA	28	A	OP1-P-O3'	6.02	118.44	105.20
1	AA	1678	A	N1-C2-N3	6.02	132.31	129.30
1	AA	2481	A	OP2-P-O3'	6.02	118.44	105.20
2	AB	34	U	C4-C5-C6	6.01	123.31	119.70
1	CA	705	A	N9-C4-C5	-6.01	103.39	105.80
1	CA	2277	G	C4-C5-N7	-6.01	108.39	110.80
34	DA	104	G	C6-C5-N7	-6.01	126.79	130.40
1	AA	22	C	N1-C2-O2	6.01	122.51	118.90

Continued on next page...

Continued from previous page...

Mol	Chain	Res	Type	Atoms	Z	Observed(°)	Ideal(°)
1	AA	83	A	C5-C6-N6	-6.01	118.89	123.70
1	AA	2019	G	C5'-C4'-O4'	6.01	116.32	109.10
1	CA	969	U	OP1-P-O3'	6.01	118.43	105.20
1	AA	60	G	C4-N9-C1'	-6.01	118.68	126.50
1	AA	894	U	N3-C4-C5	6.01	118.21	114.60
1	AA	1345	G	C6-N1-C2	-6.01	121.49	125.10
1	AA	1668	G	C5-C6-N1	6.01	114.51	111.50
1	AA	2346	G	OP2-P-O3'	6.01	118.43	105.20
1	AA	2562	G	N3-C4-C5	-6.01	125.59	128.60
2	AB	61	G	N9-C4-C5	6.01	107.80	105.40
34	BA	509	A	O5'-P-OP1	-6.01	100.29	105.70
1	CA	1493	C	N1-C2-O2	6.01	122.51	118.90
1	AA	786	G	OP1-P-O3'	6.01	118.42	105.20
1	AA	806	G	N3-C4-C5	-6.01	125.59	128.60
34	BA	365	U	C5-C6-N1	-6.01	119.69	122.70
1	CA	2502	G	C6-C5-N7	-6.01	126.79	130.40
1	CA	2855	C	C5-C6-N1	6.01	124.00	121.00
34	DA	739	C	C6-N1-C2	-6.01	117.90	120.30
1	AA	849	A	C5-N7-C8	6.01	106.90	103.90
1	CA	1934	C	C6-N1-C2	6.01	122.70	120.30
1	AA	1794	G	OP2-P-O3'	6.01	118.42	105.20
1	AA	1798	C	C5-C6-N1	-6.01	118.00	121.00
1	AA	2521	G	N7-C8-N9	-6.01	110.10	113.10
34	DA	899	C	C6-N1-C2	6.00	122.70	120.30
1	AA	491	G	N3-C2-N2	6.00	124.10	119.90
1	AA	1188	A	O5'-P-OP1	-6.00	100.30	105.70
1	CA	911	A	N1-C6-N6	-6.00	115.00	118.60
1	CA	2755	C	C5-C6-N1	6.00	124.00	121.00
1	AA	1470	G	N1-C2-N2	-6.00	110.80	116.20
1	AA	2265	G	N1-C6-O6	6.00	123.50	119.90
1	AA	2895	C	N3-C4-N4	6.00	122.20	118.00
1	CA	201	C	C2-N3-C4	-6.00	116.90	119.90
1	CA	785	G	C5-C6-O6	-6.00	125.00	128.60
1	CA	992	C	N3-C4-C5	6.00	124.30	121.90
1	CA	1774	C	C6-N1-C2	-6.00	117.90	120.30
1	AA	141	C	O5'-P-OP2	-6.00	100.30	105.70
1	AA	2745	G	N3-C2-N2	-6.00	115.70	119.90
34	BA	731	G	C8-N9-C4	-6.00	104.00	106.40
34	BA	1524	C	C5-C6-N1	-6.00	118.00	121.00
1	CA	198	C	N1-C2-O2	-6.00	115.30	118.90
1	CA	2256	G	C6-C5-N7	-6.00	126.80	130.40
1	CA	2523	G	C8-N9-C4	-6.00	104.00	106.40

Continued on next page...

Continued from previous page...

Mol	Chain	Res	Type	Atoms	Z	Observed(°)	Ideal(°)
1	AA	2240	G	O5'-P-OP2	-6.00	100.30	105.70
1	AA	2756	C	N1-C2-N3	6.00	123.40	119.20
1	CA	2042	A	N7-C8-N9	-6.00	110.80	113.80
1	CA	2273	A	N7-C8-N9	-6.00	110.80	113.80
34	DA	907	A	OP2-P-O3'	6.00	118.40	105.20
1	AA	1444	C	C2-N3-C4	-6.00	116.90	119.90
1	AA	2662	U	C5-C4-O4	6.00	129.50	125.90
1	CA	2549	G	O5'-P-OP2	-6.00	100.30	105.70
34	DA	484	G	N3-C4-C5	-6.00	125.60	128.60
1	AA	2830	A	C2-N3-C4	-6.00	107.60	110.60
1	CA	940	G	O5'-P-OP1	-6.00	100.30	105.70
1	AA	627	G	OP1-P-OP2	5.99	128.59	119.60
1	AA	2722	C	OP2-P-O3'	5.99	118.39	105.20
1	AA	2788	A	C8-N9-C4	5.99	108.20	105.80
1	CA	1404	C	O5'-P-OP2	-5.99	100.31	105.70
1	AA	2419	G	N1-C6-O6	5.99	123.50	119.90
1	CA	1703	G	C8-N9-C4	5.99	108.80	106.40
1	AA	2611	G	C5-C6-O6	5.99	132.19	128.60
1	AA	1745	A	C5-C6-N1	-5.99	114.70	117.70
1	AA	2259	A	C5-C6-N6	5.99	128.49	123.70
1	AA	221	G	N3-C4-N9	5.99	129.59	126.00
1	AA	2886	G	N3-C2-N2	-5.99	115.71	119.90
1	AA	1199	C	C2-N3-C4	-5.98	116.91	119.90
1	AA	2082	A	OP1-P-O3'	5.98	118.37	105.20
1	AA	2085	C	OP1-P-OP2	-5.98	110.62	119.60
1	AA	1097	G	OP1-P-OP2	-5.98	110.63	119.60
1	AA	500	G	N1-C6-O6	-5.98	116.31	119.90
1	AA	805	C	C5-C4-N4	5.98	124.39	120.20
1	AA	1237	G	C5-C6-O6	5.98	132.19	128.60
1	AA	1409	C	C2-N3-C4	-5.98	116.91	119.90
1	AA	2577	A	N7-C8-N9	-5.98	110.81	113.80
1	AA	2740	G	N9-C4-C5	5.98	107.79	105.40
1	AA	2756	C	N3-C4-N4	5.98	122.19	118.00
34	DA	1528	U	C5-C6-N1	-5.98	119.71	122.70
1	AA	127	C	C5-C4-N4	-5.98	116.02	120.20
1	AA	1862	G	C8-N9-C4	-5.98	104.01	106.40
34	BA	17	U	OP1-P-OP2	-5.98	110.63	119.60
1	CA	499	U	C2-N3-C4	-5.98	123.41	127.00
1	CA	2055	C	O5'-P-OP2	-5.98	100.32	105.70
1	AA	1444	C	N1-C2-O2	-5.98	115.31	118.90
1	AA	1547	C	C5-C6-N1	5.98	123.99	121.00
34	BA	284	G	C8-N9-C4	5.98	108.79	106.40

Continued on next page...

Continued from previous page...

Mol	Chain	Res	Type	Atoms	Z	Observed(°)	Ideal(°)
1	CA	1186	G	N1-C6-O6	5.98	123.49	119.90
1	AA	84	G	C2-N3-C4	-5.98	108.91	111.90
1	AA	1378	G	C8-N9-C4	-5.98	104.01	106.40
1	AA	2293	C	N3-C2-O2	5.97	126.08	121.90
1	CA	258	G	O5'-P-OP2	5.97	117.87	110.70
1	AA	1542	A	O5'-P-OP1	-5.97	100.32	105.70
1	AA	1690	G	C5-C6-O6	5.97	132.18	128.60
1	CA	211	A	C5-C6-N6	-5.97	118.92	123.70
1	CA	2062	A	N7-C8-N9	5.97	116.78	113.80
1	AA	581	G	C5-N7-C8	5.97	107.28	104.30
1	AA	726	C	C6-N1-C2	5.97	122.69	120.30
1	CA	2563	U	C5-C6-N1	-5.97	119.72	122.70
1	AA	434	G	C6-C5-N7	-5.97	126.82	130.40
1	AA	475	A	C4-C5-N7	5.97	113.68	110.70
1	AA	728	G	OP2-P-O3'	5.97	118.33	105.20
1	AA	2107	C	C2-N3-C4	-5.97	116.92	119.90
1	AA	2712	C	N3-C4-C5	5.97	124.29	121.90
1	CA	104	U	O5'-P-OP2	-5.97	100.33	105.70
1	AA	184	A	P-O3'-C3'	5.97	126.86	119.70
1	AA	335	A	C5-N7-C8	5.97	106.88	103.90
1	AA	1374	G	N3-C2-N2	5.97	124.08	119.90
1	AA	115	G	C4-C5-C6	5.96	122.38	118.80
1	AA	343	C	C2-N1-C1'	5.96	125.36	118.80
1	AA	916	G	N1-C6-O6	-5.96	116.32	119.90
1	AA	1318	A	O5'-P-OP2	-5.96	100.33	105.70
12	AO	91	LEU	CA-CB-CG	5.96	129.02	115.30
1	CA	2253	G	C8-N9-C1'	-5.96	119.25	127.00
1	AA	311	C	O5'-P-OP2	-5.96	100.33	105.70
1	AA	1918	G	N3-C2-N2	-5.96	115.73	119.90
1	AA	2875	U	C5-C4-O4	-5.96	122.32	125.90
2	AB	105	A	C8-N9-C4	5.96	108.19	105.80
1	AA	748	G	OP2-P-O3'	5.96	118.31	105.20
1	AA	2516	U	N3-C4-C5	5.96	118.18	114.60
56	BW	17	C	C5-C6-N1	5.96	123.98	121.00
1	CA	454	A	OP2-P-O3'	5.96	118.32	105.20
1	AA	1057	G	OP2-P-O3'	5.96	118.31	105.20
56	BW	73	A	C6-C5-N7	-5.96	128.13	132.30
1	AA	529	U	C5-C4-O4	5.96	129.47	125.90
1	AA	2583	C	C5-C6-N1	-5.96	118.02	121.00
15	AR	17	ARG	NE-CZ-NH1	-5.96	117.32	120.30
1	AA	475	A	C5-C6-N6	-5.96	118.93	123.70
1	AA	1067	A	C8-N9-C1'	5.96	138.42	127.70

Continued on next page...

Continued from previous page...

Mol	Chain	Res	Type	Atoms	Z	Observed(°)	Ideal(°)
1	AA	2244	U	C6-N1-C2	5.96	124.57	121.00
1	AA	2249	G	OP1-P-OP2	5.96	128.53	119.60
1	AA	2724	U	N1-C2-N3	-5.96	111.33	114.90
2	AB	85	G	C8-N9-C4	5.96	108.78	106.40
1	CA	941	A	C2-N3-C4	-5.96	107.62	110.60
34	DA	811	C	C6-N1-C2	5.96	122.68	120.30
56	DW	6	G	C8-N9-C4	5.96	108.78	106.40
1	AA	97	G	N9-C4-C5	5.96	107.78	105.40
1	AA	1334	U	C5-C6-N1	-5.95	119.72	122.70
1	AA	1377	A	OP1-P-O3'	-5.95	92.10	105.20
1	AA	1927	C	OP1-P-O3'	5.95	118.30	105.20
1	AA	2755	C	C5-C4-N4	-5.95	116.03	120.20
34	BA	1457	G	C8-N9-C4	5.95	108.78	106.40
1	AA	733	G	O4'-C1'-N9	5.95	112.96	108.20
1	AA	2357	G	N3-C2-N2	5.95	124.06	119.90
34	BA	266	G	N1-C6-O6	-5.95	116.33	119.90
1	CA	529	A	N7-C8-N9	5.95	116.77	113.80
1	AA	567	C	N3-C4-N4	-5.95	113.84	118.00
1	AA	581	G	C6-C5-N7	5.95	133.97	130.40
1	AA	1253	C	C2-N3-C4	-5.95	116.93	119.90
56	BW	17	C	C6-N1-C2	-5.95	117.92	120.30
1	AA	1072	U	C2-N3-C4	5.95	130.57	127.00
1	AA	1166	G	C4-C5-N7	-5.95	108.42	110.80
1	AA	1314	A	C5-C6-N6	5.95	128.46	123.70
1	AA	2378	A	N7-C8-N9	-5.95	110.83	113.80
1	AA	2698	G	N1-C2-N2	-5.95	110.85	116.20
1	AA	821	A	C2-N3-C4	5.94	113.57	110.60
1	AA	830	A	C5-N7-C8	5.94	106.87	103.90
1	AA	2081	A	O5'-P-OP2	-5.94	100.35	105.70
1	AA	374	U	C5-C4-O4	-5.94	122.33	125.90
1	AA	1174	A	C2-N3-C4	-5.94	107.63	110.60
1	AA	1212	C	OP2-P-O3'	5.94	118.27	105.20
1	AA	2266	C	N3-C4-N4	5.94	122.16	118.00
1	AA	2705	A	N7-C8-N9	-5.94	110.83	113.80
34	BA	28	G	N7-C8-N9	5.94	116.07	113.10
34	BA	635	G	N1-C6-O6	5.94	123.47	119.90
1	AA	426	G	C6-N1-C2	-5.94	121.54	125.10
1	AA	1979	C	N3-C4-C5	5.94	124.28	121.90
1	AA	2251	G	O5'-P-OP2	-5.94	100.35	105.70
1	CA	2286	A	C5-C6-N1	-5.94	114.73	117.70
1	CA	1790	C	C6-N1-C2	5.94	122.68	120.30
34	DA	65	U	P-O3'-C3'	5.94	126.83	119.70

Continued on next page...

Continued from previous page...

Mol	Chain	Res	Type	Atoms	Z	Observed(°)	Ideal(°)
1	AA	23	G	C5-N7-C8	5.94	107.27	104.30
1	AA	60	G	N9-C4-C5	5.94	107.78	105.40
1	AA	136	G	C5-C6-O6	-5.94	125.04	128.60
1	AA	1269	G	C6-C5-N7	5.94	133.96	130.40
1	AA	1864	U	C5-C6-N1	-5.94	119.73	122.70
1	AA	2608	U	C5-C6-N1	-5.94	119.73	122.70
2	AB	106	G	C8-N9-C4	-5.94	104.03	106.40
1	CA	1349	A	O5'-P-OP1	-5.94	100.36	105.70
1	AA	907	U	C5-C6-N1	-5.94	119.73	122.70
1	CA	1660	C	O5'-P-OP2	-5.94	100.36	105.70
1	AA	1821	C	C2-N3-C4	-5.93	116.93	119.90
1	AA	2248	C	C2-N1-C1'	-5.93	112.27	118.80
1	AA	2470	G	C5-N7-C8	5.93	107.27	104.30
34	BA	577	G	N3-C2-N2	5.93	124.06	119.90
1	CA	1955	U	N3-C2-O2	5.93	126.35	122.20
1	AA	122	G	C5-C6-N1	-5.93	108.53	111.50
1	AA	1077	G	N1-C2-N3	5.93	127.46	123.90
1	AA	1167	C	OP2-P-O3'	5.93	118.25	105.20
1	AA	1353	A	C4-C5-N7	5.93	113.67	110.70
1	AA	2403	G	O5'-P-OP2	-5.93	100.36	105.70
34	BA	718	G	N1-C6-O6	5.93	123.46	119.90
1	CA	1446	C	N1-C2-O2	5.93	122.46	118.90
1	AA	1925	G	OP2-P-O3'	5.93	118.25	105.20
1	AA	2340	A	N7-C8-N9	-5.93	110.83	113.80
1	AA	1057	G	C8-N9-C4	5.93	108.77	106.40
1	CA	254	G	C8-N9-C4	5.93	108.77	106.40
34	DA	920	U	C6-N1-C2	-5.93	117.44	121.00
1	AA	723	A	OP1-P-OP2	5.93	128.49	119.60
1	AA	1260	G	C4-C5-N7	-5.93	108.43	110.80
1	AA	1310	G	O5'-P-OP1	-5.93	100.37	105.70
1	AA	1752	G	N1-C6-O6	-5.93	116.34	119.90
1	AA	2706	G	C5-N7-C8	5.93	107.26	104.30
1	AA	591	U	O5'-P-OP2	5.92	117.81	110.70
1	AA	952	G	N9-C4-C5	5.92	107.77	105.40
1	CA	730	C	C6-N1-C2	5.92	122.67	120.30
1	CA	2430	A	C8-N9-C4	5.92	108.17	105.80
1	AA	781	A	N7-C8-N9	5.92	116.76	113.80
1	AA	1355	G	N1-C6-O6	-5.92	116.35	119.90
1	CA	1187	G	N7-C8-N9	5.92	116.06	113.10
1	AA	358	C	C5-C6-N1	-5.92	118.04	121.00
1	AA	470	C	C5-C4-N4	5.92	124.35	120.20
1	AA	1646	C	C2-N3-C4	-5.92	116.94	119.90

Continued on next page...

Continued from previous page...

Mol	Chain	Res	Type	Atoms	Z	Observed(°)	Ideal(°)
1	AA	1789	G	N1-C2-N3	5.92	127.45	123.90
1	AA	2051	G	C8-N9-C4	5.92	108.77	106.40
1	AA	2083	G	C8-N9-C4	5.92	108.77	106.40
1	CA	540	C	N3-C2-O2	-5.92	117.75	121.90
1	CA	1561	G	O5'-P-OP2	5.92	117.81	110.70
34	DA	831	U	C6-N1-C2	-5.92	117.45	121.00
1	AA	146	G	N1-C6-O6	-5.92	116.35	119.90
1	AA	2106	C	OP2-P-O3'	5.92	118.22	105.20
13	AP	55	ARG	NE-CZ-NH2	-5.92	117.34	120.30
1	CA	72	U	C5-C6-N1	-5.92	119.74	122.70
1	CA	1953	A	C8-N9-C4	5.92	108.17	105.80
1	AA	95	G	N3-C2-N2	5.92	124.04	119.90
1	AA	292	G	C8-N9-C4	5.92	108.77	106.40
1	AA	1342	G	C5-C6-O6	5.92	132.15	128.60
1	AA	2523	U	N3-C4-C5	5.92	118.15	114.60
34	BA	245	C	O5'-P-OP2	-5.92	100.38	105.70
34	BA	974	A	N7-C8-N9	5.92	116.76	113.80
1	CA	1506	C	C6-N1-C2	-5.92	117.93	120.30
1	AA	1704	C	C2-N3-C4	-5.92	116.94	119.90
1	AA	2474	U	C6-N1-C2	5.92	124.55	121.00
1	AA	2522	C	N3-C2-O2	-5.92	117.76	121.90
1	CA	1955	U	C2-N3-C4	-5.92	123.45	127.00
1	CA	1972	A	C8-N9-C4	-5.92	103.43	105.80
1	CA	2032	G	C5-C6-N1	5.92	114.46	111.50
1	AA	703	G	OP2-P-O3'	5.91	118.21	105.20
1	CA	848	G	N3-C4-N9	5.91	129.55	126.00
1	CA	864	G	OP1-P-O3'	5.91	118.21	105.20
1	CA	1008	C	C6-N1-C2	-5.91	117.94	120.30
1	AA	223	C	C6-N1-C2	-5.91	117.94	120.30
1	AA	1020	C	OP1-P-O3'	5.91	118.21	105.20
1	AA	1848	G	N3-C2-N2	5.91	124.04	119.90
1	AA	2475	C	C2-N3-C4	-5.91	116.94	119.90
1	AA	2794	A	C8-N9-C4	-5.91	103.44	105.80
1	AA	1230	C	N3-C2-O2	-5.91	117.76	121.90
1	AA	1813	C	N3-C4-C5	5.91	124.26	121.90
1	CA	2599	G	OP2-P-O3'	5.91	118.20	105.20
1	AA	579	G	N7-C8-N9	5.91	116.05	113.10
1	AA	2366	G	C5-C6-O6	-5.91	125.06	128.60
1	CA	774	A	OP1-P-OP2	5.91	128.46	119.60
1	CA	1812	A	O5'-P-OP1	-5.91	100.38	105.70
1	AA	1638	C	OP2-P-O3'	5.91	118.19	105.20
1	AA	1745	A	N1-C6-N6	5.91	122.14	118.60

Continued on next page...

Continued from previous page...

Mol	Chain	Res	Type	Atoms	Z	Observed(°)	Ideal(°)
1	AA	1233	U	N3-C4-O4	-5.91	115.27	119.40
1	AA	2394	G	C8-N9-C1'	-5.91	119.32	127.00
1	AA	2418	U	C5-C6-N1	-5.91	119.75	122.70
1	AA	2639	G	C8-N9-C4	5.91	108.76	106.40
1	AA	2674	A	N9-C4-C5	5.91	108.16	105.80
34	BA	284	G	C4-C5-N7	-5.91	108.44	110.80
1	AA	1928	G	C5-C6-O6	-5.90	125.06	128.60
1	AA	2018	C	C2-N3-C4	-5.90	116.95	119.90
1	AA	981	C	N3-C4-C5	5.90	124.26	121.90
1	AA	1694	G	C5-C6-N1	5.90	114.45	111.50
1	AA	2312	G	C8-N9-C4	-5.90	104.04	106.40
1	CA	194	G	C4-C5-N7	-5.90	108.44	110.80
1	AA	345	G	N3-C4-N9	5.90	129.54	126.00
1	AA	780	G	C5-C6-O6	-5.90	125.06	128.60
1	CA	2400	G	N3-C2-N2	5.90	124.03	119.90
1	AA	1206	G	C5-C6-O6	-5.90	125.06	128.60
34	BA	1375	A	N1-C6-N6	-5.90	115.06	118.60
1	AA	19	C	C5-C4-N4	-5.90	116.07	120.20
1	AA	2342	G	N9-C4-C5	5.90	107.76	105.40
1	AA	2632	C	C5-C4-N4	5.90	124.33	120.20
2	AB	77	U	C2-N3-C4	-5.90	123.46	127.00
1	CA	380	U	N3-C2-O2	-5.90	118.07	122.20
1	CA	482	A	C8-N9-C4	5.90	108.16	105.80
1	CA	742	G	O5'-P-OP1	5.90	117.78	110.70
1	CA	2282	G	O4'-C1'-N9	5.90	112.92	108.20
56	BW	74	C	C6-N1-C2	-5.90	117.94	120.30
1	AA	880	U	C6-N1-C2	5.89	124.54	121.00
34	BA	696	A	C6-N1-C2	-5.89	115.06	118.60
34	BA	1401	G	N3-C2-N2	-5.89	115.77	119.90
1	CA	250	G	N3-C4-C5	-5.89	125.65	128.60
1	CA	758	C	C2-N3-C4	-5.89	116.95	119.90
1	CA	2237	G	N7-C8-N9	-5.89	110.15	113.10
1	CA	2513	G	C5-C6-O6	-5.89	125.06	128.60
4	CD	88	ARG	NE-CZ-NH1	-5.89	117.35	120.30
1	AA	120	G	C5-C6-N1	5.89	114.44	111.50
11	AN	65	LYS	CD-CE-NZ	5.89	125.25	111.70
1	CA	1939	U	C4-C5-C6	-5.89	116.17	119.70
1	CA	2837	G	N3-C2-N2	-5.89	115.78	119.90
1	AA	595	A	N1-C6-N6	-5.89	115.07	118.60
1	AA	654	G	C4-C5-N7	-5.89	108.44	110.80
1	AA	859	C	C4-C5-C6	5.89	120.34	117.40
1	AA	1694	G	O4'-C1'-N9	-5.89	103.49	108.20

Continued on next page...

Continued from previous page...

Mol	Chain	Res	Type	Atoms	Z	Observed(°)	Ideal(°)
1	AA	2529	C	N1-C2-O2	5.89	122.43	118.90
1	AA	2778	A	N9-C4-C5	-5.89	103.44	105.80
34	DA	853	G	C8-N9-C4	-5.89	104.04	106.40
12	AO	8	LEU	CA-CB-CG	5.89	128.84	115.30
1	CA	12	U	N3-C2-O2	-5.89	118.08	122.20
1	AA	2067	C	N3-C2-O2	-5.89	117.78	121.90
34	DA	665	A	O5'-P-OP2	-5.89	100.40	105.70
1	AA	213	G	N3-C2-N2	5.88	124.02	119.90
1	AA	1797	U	N1-C2-N3	5.88	118.43	114.90
1	AA	2652	G	OP2-P-O3'	5.88	118.14	105.20
34	BA	664	G	N1-C6-O6	-5.88	116.37	119.90
1	AA	722	A	O5'-P-OP2	5.88	117.76	110.70
1	AA	1026	A	C2-N3-C4	-5.88	107.66	110.60
1	CA	933	A	C5-N7-C8	-5.88	100.96	103.90
1	CA	2495	G	C2-N3-C4	-5.88	108.96	111.90
1	AA	2017	U	N1-C2-N3	5.88	118.43	114.90
1	AA	2439	C	N3-C4-C5	-5.88	119.55	121.90
1	AA	2537	G	N3-C2-N2	5.88	124.02	119.90
1	CA	798	G	C5-C6-O6	5.88	132.13	128.60
1	AA	205	A	N9-C4-C5	-5.88	103.45	105.80
1	AA	845	G	C5-C6-N1	-5.88	108.56	111.50
1	AA	2103	C	C4-C5-C6	5.88	120.34	117.40
34	DA	576	G	N1-C2-N2	-5.88	110.91	116.20
1	AA	975	U	N1-C2-N3	5.88	118.43	114.90
1	CA	1365	A	N7-C8-N9	5.88	116.74	113.80
1	CA	2035	G	N1-C6-O6	-5.88	116.37	119.90
1	AA	2289	G	O5'-P-OP2	-5.88	100.41	105.70
1	CA	116	C	OP1-P-OP2	5.88	128.41	119.60
1	AA	177	G	C5-C6-O6	-5.87	125.08	128.60
1	AA	843	C	C2-N3-C4	-5.87	116.96	119.90
1	AA	1323	G	C4-C5-N7	-5.87	108.45	110.80
1	AA	1918	G	N3-C4-N9	-5.87	122.48	126.00
1	AA	1927	C	P-O3'-C3'	5.87	126.75	119.70
1	AA	2423	A	C5-C6-N6	-5.87	119.00	123.70
1	CA	565	C	N3-C2-O2	5.87	126.01	121.90
1	CA	2325	G	N7-C8-N9	5.87	116.04	113.10
1	CA	2536	G	C5-C6-O6	-5.87	125.08	128.60
1	AA	309	C	OP2-P-O3'	5.87	118.12	105.20
1	AA	353	G	C2-N3-C4	5.87	114.84	111.90
1	AA	881	C	C2-N1-C1'	-5.87	112.34	118.80
1	AA	1324	A	C2-N3-C4	-5.87	107.67	110.60
1	AA	1828	C	N1-C2-N3	5.87	123.31	119.20

Continued on next page...

Continued from previous page...

Mol	Chain	Res	Type	Atoms	Z	Observed(°)	Ideal(°)
1	AA	2387	G	C4-N9-C1'	-5.87	118.87	126.50
34	BA	509	A	C8-N9-C4	-5.87	103.45	105.80
34	BA	970	C	C6-N1-C2	-5.87	117.95	120.30
1	AA	559	U	C5-C6-N1	-5.87	119.77	122.70
1	AA	870	G	C2-N3-C4	5.87	114.83	111.90
1	AA	1823	G	OP1-P-OP2	-5.87	110.79	119.60
1	CA	245	G	O5'-P-OP2	5.87	117.74	110.70
1	AA	886	U	O5'-P-OP2	-5.87	100.42	105.70
1	AA	1678	A	N9-C4-C5	5.87	108.15	105.80
34	BA	689	C	N3-C4-N4	5.87	122.11	118.00
1	CA	859	G	N3-C4-N9	-5.87	122.48	126.00
1	CA	1003	G	C4-C5-N7	5.87	113.15	110.80
1	CA	2206	G	N7-C8-N9	-5.87	110.17	113.10
1	AA	150	C	N1-C2-O2	-5.87	115.38	118.90
1	CA	13	A	N9-C4-C5	5.87	108.15	105.80
34	DA	760	G	N9-C4-C5	-5.87	103.05	105.40
1	AA	408	G	C5-N7-C8	5.87	107.23	104.30
1	AA	715	G	C6-C5-N7	-5.87	126.88	130.40
1	AA	819	C	N1-C2-O2	-5.87	115.38	118.90
1	AA	1185	C	C5-C4-N4	5.87	124.31	120.20
1	AA	1210	G	C5-C6-N1	-5.87	108.57	111.50
34	BA	811	C	C6-N1-C2	5.87	122.65	120.30
34	BA	1030(B)	C	N1-C2-O2	5.87	122.42	118.90
34	BA	1103	C	C6-N1-C2	-5.87	117.95	120.30
1	AA	1045	U	O5'-P-OP2	-5.86	100.42	105.70
1	AA	1837	C	C5-C4-N4	-5.86	116.10	120.20
1	AA	184	A	OP2-P-O3'	5.86	118.10	105.20
1	AA	1285	G	OP1-P-OP2	-5.86	110.81	119.60
1	CA	2576	G	C5-C6-O6	5.86	132.12	128.60
1	AA	719	C	N3-C2-O2	5.86	126.00	121.90
1	AA	2223	C	C6-N1-C1'	-5.86	113.77	120.80
1	CA	445	C	C5-C6-N1	-5.86	118.07	121.00
1	CA	1515	G	C5-C6-O6	-5.86	125.08	128.60
1	CA	1844	C	C5-C4-N4	-5.86	116.10	120.20
1	AA	1254	G	OP2-P-O3'	5.86	118.09	105.20
1	AA	2448	G	N1-C2-N2	-5.86	110.93	116.20
1	CA	1295	C	C6-N1-C2	-5.86	117.96	120.30
34	DA	805	C	C6-N1-C2	-5.86	117.96	120.30
1	AA	527	A	C8-N9-C4	-5.86	103.46	105.80
1	AA	1625	U	O5'-P-OP2	-5.86	100.43	105.70
1	AA	2608	U	N3-C4-C5	5.86	118.11	114.60
1	AA	717	A	O4'-C1'-N9	-5.86	103.52	108.20

Continued on next page...

Continued from previous page...

Mol	Chain	Res	Type	Atoms	Z	Observed(°)	Ideal(°)
1	AA	863	C	C5-C4-N4	-5.86	116.10	120.20
1	AA	997	G	N3-C4-C5	5.86	131.53	128.60
1	AA	1832	G	N9-C4-C5	-5.86	103.06	105.40
1	CA	1023	U	C5-C4-O4	5.86	129.41	125.90
1	CA	2730	C	N1-C2-N3	5.86	123.30	119.20
34	DA	1064	G	P-O3'-C3'	5.86	126.73	119.70
1	AA	1227	A	N1-C6-N6	5.85	122.11	118.60
1	AA	1228	G	C5-C6-N1	5.85	114.43	111.50
34	DA	1487	G	N9-C4-C5	5.85	107.74	105.40
1	AA	37	C	OP2-P-O3'	5.85	118.08	105.20
1	AA	523	G	C5-C6-O6	5.85	132.11	128.60
1	AA	533	G	OP2-P-O3'	5.85	118.08	105.20
1	AA	608	G	N1-C6-O6	5.85	123.41	119.90
1	AA	2580	C	N3-C4-N4	5.85	122.10	118.00
34	DA	827	U	N1-C2-O2	5.85	126.90	122.80
1	AA	433	G	O5'-P-OP1	-5.85	100.43	105.70
1	AA	2512	U	C5-C4-O4	-5.85	122.39	125.90
1	CA	2893	G	C8-N9-C1'	-5.85	119.39	127.00
1	AA	809	U	OP1-P-OP2	-5.85	110.83	119.60
1	AA	1376	C	N1-C2-O2	-5.85	115.39	118.90
1	AA	2299	A	N9-C1'-C2'	-5.85	105.56	112.00
1	AA	2733	U	C5-C4-O4	-5.85	122.39	125.90
34	BA	337	C	N3-C4-N4	5.85	122.09	118.00
1	AA	614	C	C5-C6-N1	-5.85	118.08	121.00
1	AA	858	U	N3-C4-C5	5.85	118.11	114.60
1	AA	1922	A	N1-C2-N3	5.85	132.22	129.30
1	AA	2093	A	O5'-P-OP2	-5.85	100.44	105.70
1	AA	2509	A	N1-C6-N6	-5.85	115.09	118.60
34	DA	882	C	C2-N1-C1'	5.85	125.23	118.80
1	AA	349	G	C4-C5-N7	-5.84	108.46	110.80
1	AA	1846	A	C8-N9-C4	5.84	108.14	105.80
1	CA	2567	G	C8-N9-C4	5.84	108.74	106.40
1	AA	1349	G	N1-C6-O6	-5.84	116.39	119.90
1	AA	2800	C	C2-N3-C4	-5.84	116.98	119.90
1	CA	2770	G	O5'-P-OP2	-5.84	100.44	105.70
34	DA	1511	G	N3-C2-N2	-5.84	115.81	119.90
1	AA	595	A	C8-N9-C4	-5.84	103.46	105.80
1	AA	603	C	N3-C4-C5	-5.84	119.56	121.90
1	AA	1779	G	O5'-P-OP2	-5.84	100.44	105.70
1	CA	1836	C	C6-N1-C2	-5.84	117.96	120.30
1	CA	2286	A	C5-N7-C8	-5.84	100.98	103.90
1	AA	368	G	C8-N9-C4	5.84	108.74	106.40

Continued on next page...

Continued from previous page...

Mol	Chain	Res	Type	Atoms	Z	Observed(°)	Ideal(°)
1	AA	467	U	C2-N3-C4	-5.84	123.50	127.00
1	AA	530	A	C8-N9-C4	-5.84	103.46	105.80
1	AA	794	U	OP1-P-O3'	5.84	118.05	105.20
1	CA	1327	C	N3-C4-C5	-5.84	119.56	121.90
1	CA	1380	G	C5-C6-O6	5.84	132.10	128.60
1	CA	2361	A	N1-C6-N6	5.84	122.10	118.60
34	DA	780	A	C2-N3-C4	-5.84	107.68	110.60
1	AA	959	U	N3-C4-O4	5.84	123.49	119.40
1	AA	1316	C	N3-C4-C5	5.84	124.23	121.90
34	DA	1408	A	N1-C6-N6	5.84	122.10	118.60
1	AA	1989	C	C6-N1-C2	-5.84	117.97	120.30
1	AA	139	A	N3-C4-C5	5.83	130.88	126.80
1	AA	2831	A	OP1-P-OP2	-5.83	110.85	119.60
34	BA	28	G	C5-C6-O6	-5.83	125.10	128.60
34	BA	815	A	C8-N9-C4	5.83	108.13	105.80
1	AA	122	G	O5'-P-OP2	-5.83	100.45	105.70
1	AA	715	G	OP2-P-O3'	5.83	118.03	105.20
1	AA	883	G	N3-C4-C5	-5.83	125.68	128.60
1	AA	983	G	N3-C4-N9	-5.83	122.50	126.00
2	AB	113	G	C4-C5-N7	5.83	113.13	110.80
1	CA	2066	C	C6-N1-C2	5.83	122.63	120.30
1	AA	2803	A	C8-N9-C4	-5.83	103.47	105.80
34	DA	1279	A	P-O3'-C3'	5.83	126.70	119.70
1	AA	2242	G	C8-N9-C4	5.83	108.73	106.40
34	BA	52	G	C5-C6-O6	-5.83	125.10	128.60
34	DA	199	G	C8-N9-C4	5.83	108.73	106.40
1	AA	1444	C	N3-C4-C5	5.83	124.23	121.90
1	AA	1639	G	N3-C4-C5	-5.83	125.69	128.60
1	AA	1694	G	N3-C2-N2	-5.83	115.82	119.90
1	AA	1809	U	C6-N1-C2	5.83	124.50	121.00
1	AA	2231	G	N1-C6-O6	5.83	123.40	119.90
1	CA	992	C	C2-N3-C4	-5.83	116.99	119.90
1	CA	2714	G	O5'-P-OP1	-5.83	100.45	105.70
1	AA	176	G	C8-N9-C4	-5.83	104.07	106.40
1	AA	1302	G	C5-N7-C8	5.83	107.21	104.30
34	BA	1525	G	O5'-P-OP2	5.83	117.69	110.70
1	CA	1129	A	C5-N7-C8	-5.83	100.99	103.90
1	AA	468	G	C4-N9-C1'	5.83	134.07	126.50
1	AA	1619	A	OP1-P-OP2	-5.83	110.86	119.60
1	AA	1896	G	O4'-C1'-N9	5.83	112.86	108.20
1	AA	2502	G	N3-C2-N2	-5.83	115.82	119.90
1	AA	2844	G	OP1-P-OP2	5.83	128.34	119.60

Continued on next page...

Continued from previous page...

Mol	Chain	Res	Type	Atoms	Z	Observed(°)	Ideal(°)
1	CA	1617	C	N3-C2-O2	5.83	125.98	121.90
1	CA	2414	G	N1-C6-O6	5.83	123.39	119.90
1	AA	1917	C	O5'-P-OP1	-5.82	100.46	105.70
1	AA	2010	C	C4-C5-C6	5.82	120.31	117.40
2	AB	114	C	C2-N3-C4	-5.82	116.99	119.90
1	AA	785	G	C6-C5-N7	-5.82	126.91	130.40
1	AA	1852	A	C2-N3-C4	5.82	113.51	110.60
34	DA	813	U	OP1-P-OP2	-5.82	110.87	119.60
1	AA	198	C	C2-N3-C4	-5.82	116.99	119.90
1	AA	463	C	N3-C4-C5	-5.82	119.57	121.90
1	AA	593	G	C5-C6-O6	-5.82	125.11	128.60
1	AA	728	G	C4-C5-N7	-5.82	108.47	110.80
1	AA	786	G	C6-C5-N7	5.82	133.89	130.40
1	AA	1072	U	C2-N1-C1'	5.82	124.69	117.70
1	AA	1344	C	N1-C2-O2	-5.82	115.41	118.90
2	AB	9	G	OP2-P-O3'	5.82	118.00	105.20
2	AB	83	G	OP1-P-OP2	-5.82	110.87	119.60
1	CA	378	C	C6-N1-C2	5.82	122.63	120.30
34	DA	1149	C	C5-C6-N1	5.82	123.91	121.00
1	AA	88	G	N9-C4-C5	5.82	107.73	105.40
1	AA	499	G	N1-C2-N3	5.82	127.39	123.90
1	AA	549	U	N3-C4-O4	-5.82	115.33	119.40
1	AA	980	C	C5-C6-N1	-5.82	118.09	121.00
13	AP	148	LEU	CA-CB-CG	5.82	128.68	115.30
34	BA	365	U	C5-C4-O4	5.82	129.39	125.90
1	CA	705	A	N1-C6-N6	5.82	122.09	118.60
1	CA	1275	A	C5-N7-C8	5.82	106.81	103.90
1	CA	1771	C	C5-C4-N4	-5.82	116.13	120.20
1	AA	2580	C	OP2-P-O3'	5.82	118.00	105.20
1	CA	819	A	C8-N9-C4	-5.82	103.47	105.80
1	CA	2380	C	N3-C4-C5	5.82	124.23	121.90
1	CA	304	G	C5-C6-O6	-5.81	125.11	128.60
34	DA	884	U	C5-C6-N1	-5.81	119.79	122.70
1	AA	146	G	N1-C2-N3	5.81	127.39	123.90
1	AA	1282	G	C8-N9-C1'	-5.81	119.44	127.00
1	AA	1290	G	N9-C4-C5	-5.81	103.08	105.40
1	AA	2268	G	N9-C4-C5	-5.81	103.08	105.40
1	AA	2678	C	C6-N1-C2	-5.81	117.97	120.30
1	CA	1204	A	C6-C5-N7	-5.81	128.23	132.30
2	AB	33	G	N1-C6-O6	5.81	123.39	119.90
2	CB	116	G	N3-C4-C5	5.81	131.51	128.60
1	AA	1008	U	C5-C4-O4	-5.81	122.42	125.90

Continued on next page...

Continued from previous page...

Mol	Chain	Res	Type	Atoms	Z	Observed(°)	Ideal(°)
1	AA	1310	G	C5-C6-O6	-5.81	125.11	128.60
1	AA	1905	G	C5-C6-O6	5.81	132.09	128.60
1	AA	2642	G	N1-C6-O6	5.81	123.39	119.90
20	AW	15	ARG	NE-CZ-NH1	5.81	123.20	120.30
1	CA	1939	U	C5-C4-O4	-5.81	122.41	125.90
1	CA	2222	G	C8-N9-C4	-5.81	104.08	106.40
1	CA	2685	G	N1-C6-O6	-5.81	116.41	119.90
1	AA	1015	C	C5-C4-N4	-5.81	116.14	120.20
1	CA	121	G	C8-N9-C1'	-5.81	119.45	127.00
1	CA	526	A	N1-C6-N6	-5.81	115.12	118.60
1	CA	993	G	C8-N9-C4	5.81	108.72	106.40
1	CA	1165	U	N1-C2-O2	5.81	126.87	122.80
1	CA	2286	A	C2-N3-C4	-5.81	107.70	110.60
1	AA	481	C	N3-C2-O2	-5.81	117.84	121.90
1	AA	977	G	N3-C2-N2	5.81	123.96	119.90
1	AA	2527	C	N3-C2-O2	5.81	125.96	121.90
1	CA	2459	A	C8-N9-C4	5.81	108.12	105.80
1	AA	786	G	O5'-P-OP1	-5.80	100.47	105.70
1	AA	2057	G	OP1-P-OP2	5.80	128.31	119.60
1	AA	2531	U	N1-C2-N3	5.80	118.38	114.90
2	AB	33	G	N7-C8-N9	-5.80	110.20	113.10
34	BA	886	G	N1-C6-O6	5.80	123.38	119.90
1	CA	522	G	N1-C6-O6	5.80	123.38	119.90
1	CA	1210	A	O5'-P-OP1	5.80	117.66	110.70
1	CA	1909	C	O5'-P-OP2	-5.80	100.47	105.70
1	CA	2062	A	OP2-P-O3'	5.80	117.97	105.20
1	AA	622	G	N1-C2-N2	-5.80	110.98	116.20
34	DA	1149	C	C6-N1-C2	-5.80	117.98	120.30
1	AA	533	G	C2-N3-C4	-5.80	109.00	111.90
1	AA	902	G	C5-C6-N1	-5.80	108.60	111.50
34	BA	30	U	C2-N1-C1'	5.80	124.66	117.70
1	CA	2057	A	O5'-P-OP2	-5.80	100.48	105.70
4	CD	157	ARG	NE-CZ-NH1	-5.80	117.40	120.30
1	AA	725	C	C6-N1-C1'	5.80	127.76	120.80
1	AA	802	C	N3-C4-C5	5.80	124.22	121.90
1	AA	1083	G	C2-N3-C4	-5.80	109.00	111.90
1	AA	1996	C	C4-C5-C6	5.80	120.30	117.40
1	AA	2491	G	OP1-P-OP2	5.80	128.30	119.60
1	AA	2654	G	N3-C4-C5	5.80	131.50	128.60
1	AA	361	C	C6-N1-C2	5.80	122.62	120.30
1	AA	1309	U	N3-C4-C5	5.80	118.08	114.60
1	AA	1721	G	C6-C5-N7	-5.80	126.92	130.40

Continued on next page...

Continued from previous page...

Mol	Chain	Res	Type	Atoms	Z	Observed(°)	Ideal(°)
1	AA	2449	U	C5-C6-N1	-5.80	119.80	122.70
1	CA	1777	U	C5-C6-N1	-5.80	119.80	122.70
1	CA	933	A	N7-C8-N9	5.79	116.70	113.80
1	CA	1128	A	N1-C2-N3	-5.79	126.40	129.30
1	AA	554	A	N7-C8-N9	5.79	116.70	113.80
1	AA	787	U	OP1-P-O3'	5.79	117.94	105.20
1	AA	2675	G	C8-N9-C4	-5.79	104.08	106.40
1	CA	1821	A	N1-C6-N6	-5.79	115.12	118.60
1	CA	2511	U	N1-C2-O2	-5.79	118.74	122.80
1	AA	1922	A	N9-C4-C5	5.79	108.12	105.80
1	AA	2877	G	C8-N9-C4	-5.79	104.08	106.40
2	AB	112	U	OP1-P-OP2	5.79	128.29	119.60
1	CA	2407	G	N3-C4-C5	-5.79	125.70	128.60
1	AA	74	G	C5-C6-O6	-5.79	125.13	128.60
1	AA	1001	G	C5-C6-N1	-5.79	108.61	111.50
1	AA	1646	C	N3-C4-N4	5.79	122.05	118.00
1	CA	1619	G	O5'-P-OP2	-5.79	100.49	105.70
34	DA	60	A	P-O3'-C3'	5.79	126.65	119.70
1	AA	197	C	O5'-P-OP2	-5.79	100.49	105.70
1	AA	744	C	N1-C2-O2	-5.79	115.43	118.90
1	AA	2031	G	N3-C2-N2	-5.79	115.85	119.90
1	AA	2244	U	C5-C6-N1	-5.79	119.81	122.70
1	AA	1801	G	C6-C5-N7	5.79	133.87	130.40
1	AA	2058	C	N3-C4-C5	5.79	124.22	121.90
34	DA	277	C	N3-C2-O2	-5.79	117.85	121.90
1	AA	165	G	C2-N3-C4	-5.79	109.01	111.90
1	AA	1008	U	N3-C4-C5	5.79	118.07	114.60
1	AA	1726	U	C5-C6-N1	-5.79	119.81	122.70
1	AA	2238	C	C5-C6-N1	-5.79	118.11	121.00
2	AB	92	C	C5-C6-N1	5.79	123.89	121.00
1	CA	2371	G	C4-C5-N7	-5.79	108.49	110.80
34	DA	909	A	N7-C8-N9	-5.79	110.91	113.80
1	AA	468	G	C6-N1-C2	-5.78	121.63	125.10
1	CA	265	A	N9-C4-C5	-5.78	103.49	105.80
1	CA	1394	U	O5'-P-OP1	-5.78	100.50	105.70
1	CA	1601	G	O5'-P-OP2	-5.78	100.49	105.70
1	AA	2608	U	N1-C2-N3	5.78	118.37	114.90
1	CA	205	G	O5'-P-OP2	-5.78	100.50	105.70
1	AA	1388	A	C5-C6-N1	5.78	120.59	117.70
34	BA	284	G	N7-C8-N9	-5.78	110.21	113.10
1	CA	1027	A	C8-N9-C4	5.78	108.11	105.80
1	CA	2456	C	C4-C5-C6	5.78	120.29	117.40

Continued on next page...

Continued from previous page...

Mol	Chain	Res	Type	Atoms	Z	Observed(°)	Ideal(°)
1	AA	95	G	C2-N3-C4	-5.78	109.01	111.90
1	AA	878	G	N1-C6-O6	-5.78	116.43	119.90
1	AA	2239	A	C8-N9-C4	-5.78	103.49	105.80
1	CA	588	U	C2-N1-C1'	5.78	124.63	117.70
1	CA	1820	U	C5-C6-N1	-5.78	119.81	122.70
1	CA	411	G	O5'-P-OP2	-5.78	100.50	105.70
1	CA	570	G	N3-C4-C5	-5.78	125.71	128.60
1	CA	795	C	C6-N1-C2	-5.78	117.99	120.30
1	CA	219	G	OP2-P-O3'	5.77	117.90	105.20
1	AA	2266	C	C5-C4-N4	-5.77	116.16	120.20
1	AA	2501	G	C6-C5-N7	-5.77	126.94	130.40
1	AA	2870	A	C5-N7-C8	5.77	106.79	103.90
34	BA	124	G	C5-C6-O6	5.77	132.06	128.60
1	CA	2776	A	C8-N9-C4	5.77	108.11	105.80
1	AA	1098	C	P-O3'-C3'	5.77	126.62	119.70
1	AA	1409	C	N3-C4-N4	-5.77	113.96	118.00
1	AA	611	U	OP1-P-OP2	-5.77	110.94	119.60
1	AA	1300	A	C5-N7-C8	-5.77	101.02	103.90
1	AA	2731	G	C5-C6-N1	-5.77	108.61	111.50
1	AA	604	C	O5'-P-OP2	-5.77	100.51	105.70
1	AA	662	A	C4-C5-C6	5.77	119.88	117.00
1	AA	741	U	OP2-P-O3'	5.77	117.89	105.20
1	AA	1048	G	N1-C6-O6	-5.77	116.44	119.90
1	AA	1372	U	N1-C2-O2	5.77	126.84	122.80
1	AA	1690	G	N3-C2-N2	5.77	123.94	119.90
2	AB	41	U	N1-C2-N3	5.77	118.36	114.90
34	BA	1201	A	P-O3'-C3'	5.77	126.62	119.70
19	AV	95	LEU	CA-CB-CG	5.77	128.56	115.30
34	BA	896	C	C5-C6-N1	-5.77	118.12	121.00
1	AA	30	G	N1-C6-O6	5.76	123.36	119.90
1	AA	2502	G	N1-C2-N2	5.76	121.39	116.20
1	AA	2624	C	C2-N3-C4	5.76	122.78	119.90
1	CA	314	A	O5'-P-OP1	5.76	117.62	110.70
1	AA	36	G	C5-C6-O6	5.76	132.06	128.60
1	AA	1740	U	O5'-P-OP1	-5.76	100.51	105.70
1	AA	1513	G	C5-C6-N1	-5.76	108.62	111.50
1	AA	1832	G	O5'-P-OP1	-5.76	100.51	105.70
1	AA	1835	C	C4-C5-C6	-5.76	114.52	117.40
1	AA	2371	C	N3-C4-C5	5.76	124.20	121.90
1	AA	2649	U	C5-C4-O4	-5.76	122.44	125.90
1	CA	468	G	OP1-P-OP2	-5.76	110.96	119.60
1	CA	760	G	N3-C2-N2	-5.76	115.87	119.90

Continued on next page...

Continued from previous page...

Mol	Chain	Res	Type	Atoms	Z	Observed(°)	Ideal(°)
1	CA	1252	G	O5'-P-OP1	-5.76	100.52	105.70
1	CA	2060	A	C5-C6-N6	-5.76	119.09	123.70
1	CA	2549	G	C8-N9-C4	5.76	108.70	106.40
1	CA	2626	C	C2-N3-C4	-5.76	117.02	119.90
1	AA	199	C	N3-C4-N4	-5.76	113.97	118.00
1	AA	616	G	N9-C4-C5	5.76	107.70	105.40
1	AA	2018	C	N3-C4-C5	5.76	124.20	121.90
1	AA	2407	C	C6-N1-C2	5.76	122.60	120.30
34	BA	228	A	C8-N9-C4	5.76	108.10	105.80
34	BA	274	A	C8-N9-C4	5.76	108.10	105.80
1	CA	1404	C	N3-C2-O2	-5.76	117.87	121.90
1	CA	2608	G	OP1-P-OP2	5.76	128.24	119.60
1	AA	1921	G	C5-N7-C8	-5.76	101.42	104.30
1	AA	2385	G	C2-N3-C4	-5.76	109.02	111.90
1	CA	2550	G	C5-C6-N1	-5.76	108.62	111.50
1	AA	197	C	C4-C5-C6	5.76	120.28	117.40
1	AA	831	A	N1-C2-N3	-5.76	126.42	129.30
1	AA	849	A	C4-C5-N7	-5.76	107.82	110.70
1	AA	1383	G	C6-N1-C2	-5.76	121.65	125.10
1	AA	2307	C	O5'-P-OP2	5.76	117.61	110.70
1	CA	695	G	C5-C6-N1	-5.76	108.62	111.50
1	CA	2848	G	O4'-C1'-N9	5.76	112.81	108.20
1	AA	2662	U	N3-C4-O4	-5.75	115.37	119.40
1	CA	2062	A	C4-C5-N7	5.75	113.58	110.70
1	AA	989	G	C5-N7-C8	-5.75	101.42	104.30
1	AA	1374	G	N1-C2-N2	-5.75	111.02	116.20
34	BA	781	A	N1-C6-N6	5.75	122.05	118.60
34	BA	804	U	C2-N1-C1'	-5.75	110.80	117.70
1	AA	885	C	N3-C2-O2	-5.75	117.87	121.90
1	AA	955	A	C8-N9-C4	-5.75	103.50	105.80
1	AA	986	A	O5'-P-OP2	5.75	117.60	110.70
1	CA	464	U	C5-C4-O4	5.75	129.35	125.90
1	CA	1118	C	C6-N1-C2	-5.75	118.00	120.30
1	AA	102	U	OP2-P-O3'	5.75	117.85	105.20
1	AA	462	C	C6-N1-C2	5.75	122.60	120.30
1	AA	2116	G	OP2-P-O3'	5.75	117.85	105.20
1	AA	2600	G	N3-C2-N2	5.75	123.92	119.90
1	CA	2680	C	C6-N1-C2	5.75	122.60	120.30
1	AA	349	G	N3-C4-C5	-5.75	125.73	128.60
1	AA	902	G	N1-C2-N2	-5.75	111.03	116.20
1	AA	1674	G	C8-N9-C4	-5.75	104.10	106.40
1	AA	2067	C	C4-C5-C6	5.75	120.27	117.40

Continued on next page...

Continued from previous page...

Mol	Chain	Res	Type	Atoms	Z	Observed(°)	Ideal(°)
1	AA	2162	C	C6-N1-C1'	-5.75	113.91	120.80
1	CA	1616	A	N1-C6-N6	5.75	122.05	118.60
1	CA	2364	C	C2-N1-C1'	-5.75	112.48	118.80
34	DA	1420	C	C6-N1-C2	-5.75	118.00	120.30
1	AA	554	A	C5-C6-N6	-5.74	119.10	123.70
1	AA	1652	G	N1-C2-N3	-5.74	120.45	123.90
1	AA	2387	G	N9-C1'-C2'	-5.74	105.68	112.00
1	AA	2625	U	N1-C2-O2	5.74	126.82	122.80
2	AB	91	C	C5-C6-N1	-5.74	118.13	121.00
1	CA	302	C	C6-N1-C2	-5.74	118.00	120.30
1	AA	36	G	N1-C6-O6	-5.74	116.45	119.90
1	AA	131	C	O5'-P-OP2	-5.74	100.53	105.70
34	BA	337	C	C5-C6-N1	5.74	123.87	121.00
34	DA	1491	G	C8-N9-C4	-5.74	104.10	106.40
1	AA	2619	G	C5-C6-N1	5.74	114.37	111.50
1	CA	232	G	C5-C6-O6	-5.74	125.16	128.60
1	CA	975	C	N3-C2-O2	-5.74	117.88	121.90
1	CA	1142(A)	A	N3-C4-C5	5.74	130.82	126.80
1	CA	2227	A	C5-C6-N6	-5.74	119.11	123.70
34	DA	1407	C	N3-C4-N4	5.74	122.02	118.00
1	AA	2335	G	C4-C5-N7	5.74	113.09	110.80
1	CA	1815	A	C5-N7-C8	5.74	106.77	103.90
1	AA	1981	G	N1-C6-O6	-5.74	116.46	119.90
49	BP	25	ARG	NE-CZ-NH1	-5.74	117.43	120.30
1	CA	1187	G	C8-N9-C4	-5.74	104.11	106.40
1	CA	1264	G	N1-C6-O6	-5.74	116.46	119.90
1	CA	1955	U	N1-C2-O2	-5.74	118.78	122.80
31	C7	34	ARG	NE-CZ-NH1	-5.74	117.43	120.30
1	AA	827	G	C8-N9-C4	5.73	108.69	106.40
1	AA	1244	U	N3-C2-O2	-5.73	118.19	122.20
2	AB	93	G	N1-C6-O6	5.73	123.34	119.90
1	AA	491	G	N1-C2-N2	-5.73	111.04	116.20
1	AA	1185	C	N3-C4-C5	-5.73	119.61	121.90
1	AA	1479	U	C5-C6-N1	-5.73	119.83	122.70
1	AA	1741	C	C5-C6-N1	-5.73	118.13	121.00
34	BA	804	U	C5-C4-O4	5.73	129.34	125.90
1	CA	1678	G	C6-N1-C2	-5.73	121.66	125.10
1	AA	632	A	OP2-P-O3'	5.73	117.81	105.20
1	AA	968	U	C5-C4-O4	-5.73	122.46	125.90
1	AA	1405	A	N9-C4-C5	-5.73	103.51	105.80
1	AA	2091	G	N1-C6-O6	-5.73	116.46	119.90
1	AA	2797	C	C5-C6-N1	-5.73	118.13	121.00

Continued on next page...

Continued from previous page...

Mol	Chain	Res	Type	Atoms	Z	Observed(°)	Ideal(°)
1	CA	2489	G	OP2-P-O3'	5.73	117.81	105.20
1	CA	572	A	N1-C2-N3	5.73	132.16	129.30
1	CA	574	C	C6-N1-C2	5.73	122.59	120.30
1	AA	499	G	N3-C2-N2	5.73	123.91	119.90
1	AA	1255	A	C4-C5-C6	5.73	119.86	117.00
1	AA	2299	A	N1-C2-N3	5.73	132.16	129.30
1	AA	2397	C	N1-C2-N3	5.73	123.21	119.20
1	AA	2643	G	N1-C6-O6	-5.73	116.46	119.90
1	AA	2730	G	N3-C4-N9	5.73	129.44	126.00
1	CA	785	G	N1-C6-O6	5.73	123.34	119.90
30	C6	34	LEU	CA-CB-CG	5.73	128.47	115.30
1	AA	1000	C	N3-C4-N4	-5.73	113.99	118.00
1	AA	2086	C	C6-N1-C2	-5.73	118.01	120.30
1	AA	2669	A	OP1-P-OP2	-5.73	111.01	119.60
1	CA	1903	G	OP2-P-O3'	5.73	117.80	105.20
1	AA	23	G	C4-C5-N7	-5.72	108.51	110.80
1	AA	1234	A	C8-N9-C4	5.72	108.09	105.80
34	BA	7	G	C8-N9-C1'	5.72	134.44	127.00
1	CA	1515	G	N1-C6-O6	5.72	123.33	119.90
1	CA	2893	G	C4-N9-C1'	5.72	133.94	126.50
1	AA	749	G	N7-C8-N9	-5.72	110.24	113.10
1	AA	868	A	N1-C6-N6	-5.72	115.17	118.60
1	AA	989	G	OP2-P-O3'	5.72	117.79	105.20
1	AA	1791	A	N1-C6-N6	5.72	122.03	118.60
1	AA	1934	A	O4'-C1'-N9	5.72	112.78	108.20
1	CA	22	C	N3-C4-C5	5.72	124.19	121.90
1	CA	744	G	C6-C5-N7	-5.72	126.97	130.40
1	CA	1215	G	O5'-P-OP2	-5.72	100.55	105.70
1	CA	1290	C	OP1-P-OP2	5.72	128.19	119.60
1	AA	608	G	N3-C2-N2	-5.72	115.90	119.90
1	AA	1640	G	N7-C8-N9	5.72	115.96	113.10
34	BA	785	G	N3-C4-N9	-5.72	122.57	126.00
1	AA	40	C	N1-C2-O2	-5.72	115.47	118.90
1	AA	783	C	C5-C6-N1	-5.72	118.14	121.00
1	AA	887	C	C2-N3-C4	-5.72	117.04	119.90
1	AA	1192	C	C4-C5-C6	5.72	120.26	117.40
1	AA	1269	G	N9-C1'-C2'	-5.72	105.71	112.00
1	AA	1460	G	C4-C5-N7	-5.72	108.51	110.80
1	AA	2738	A	N9-C4-C5	-5.72	103.51	105.80
1	AA	2742	G	N7-C8-N9	-5.72	110.24	113.10
1	CA	1013	C	C6-N1-C2	5.72	122.59	120.30
1	CA	1142(A)	A	N3-C4-N9	-5.72	122.82	127.40

Continued on next page...

Continued from previous page...

Mol	Chain	Res	Type	Atoms	Z	Observed(°)	Ideal(°)
1	CA	1997	G	O5'-P-OP2	-5.72	100.55	105.70
1	CA	2286	A	C4-C5-C6	5.72	119.86	117.00
1	CA	2325	G	C4-C5-N7	5.72	113.09	110.80
1	AA	599	U	C5-C6-N1	5.72	125.56	122.70
1	AA	1831	C	N3-C4-C5	5.72	124.19	121.90
1	AA	2014	G	N3-C4-C5	-5.72	125.74	128.60
1	CA	127	A	C2-N3-C4	-5.71	107.74	110.60
1	CA	1674	G	O4'-C1'-N9	-5.71	103.63	108.20
34	DA	326	G	C5-C6-N1	-5.71	108.64	111.50
34	DA	993	G	C4-N9-C1'	5.71	133.93	126.50
1	AA	854	U	N1-C2-N3	5.71	118.33	114.90
1	AA	1342	G	C8-N9-C4	5.71	108.68	106.40
1	AA	1591	A	C5-C6-N1	5.71	120.56	117.70
23	AZ	150	LEU	CA-CB-CG	5.71	128.44	115.30
1	CA	1707	G	C5-C6-O6	-5.71	125.17	128.60
1	CA	2521	C	C2-N3-C4	-5.71	117.04	119.90
1	AA	1061	G	O5'-P-OP2	-5.71	100.56	105.70
1	CA	187	G	N3-C4-N9	5.71	129.43	126.00
1	AA	413	G	N9-C4-C5	5.71	107.68	105.40
1	AA	1263	C	N3-C4-C5	5.71	124.18	121.90
4	CD	229	VAL	CB-CA-C	-5.71	100.56	111.40
34	DA	882	C	N3-C4-N4	5.71	122.00	118.00
1	AA	423	G	N3-C2-N2	-5.71	115.91	119.90
34	BA	562	C	N3-C4-C5	5.71	124.18	121.90
34	BA	769	G	C5-N7-C8	5.71	107.15	104.30
1	CA	1157	G	N7-C8-N9	5.71	115.95	113.10
1	AA	1539	C	C5-C6-N1	-5.71	118.15	121.00
1	AA	2627	U	N1-C2-O2	5.71	126.79	122.80
1	AA	1345	G	C6-C5-N7	5.70	133.82	130.40
1	AA	2394	G	C4-C5-C6	5.70	122.22	118.80
1	CA	2567	G	C8-N9-C1'	-5.70	119.59	127.00
1	AA	185	A	O4'-C1'-N9	5.70	112.76	108.20
1	AA	1346	U	OP1-P-O3'	5.70	117.74	105.20
1	AA	1820	A	C5-C6-N6	-5.70	119.14	123.70
1	CA	2052	G	C5-C6-O6	-5.70	125.18	128.60
1	AA	499	G	C2-N3-C4	-5.70	109.05	111.90
1	AA	1359	U	C6-N1-C2	-5.70	117.58	121.00
1	AA	1395	A	C5-N7-C8	-5.70	101.05	103.90
1	AA	1698	G	C2-N3-C4	5.70	114.75	111.90
1	AA	2054	G	C4-C5-N7	-5.70	108.52	110.80
1	AA	2651	A	N1-C6-N6	5.70	122.02	118.60
1	CA	1501	C	O5'-P-OP1	-5.70	100.57	105.70

Continued on next page...

Continued from previous page...

Mol	Chain	Res	Type	Atoms	Z	Observed(°)	Ideal(°)
1	AA	2279	A	OP1-P-O3'	5.70	117.74	105.20
1	AA	2493	G	C6-C5-N7	-5.70	126.98	130.40
1	AA	2558	U	C2-N3-C4	-5.70	123.58	127.00
1	AA	2611	G	N9-C4-C5	5.70	107.68	105.40
34	BA	522	C	N1-C2-O2	-5.70	115.48	118.90
34	BA	917	G	C8-N9-C4	-5.70	104.12	106.40
1	CA	2253	G	C4-N9-C1'	5.70	133.91	126.50
1	CA	234	C	C6-N1-C2	5.70	122.58	120.30
1	CA	2028	U	N3-C4-C5	5.70	118.02	114.60
1	AA	528	A	C5-C6-N1	-5.70	114.85	117.70
1	AA	1020	C	N1-C2-N3	5.70	123.19	119.20
1	AA	1498	C	C6-N1-C2	5.70	122.58	120.30
1	AA	2068	G	C5-C6-O6	5.70	132.02	128.60
1	CA	1409	C	O5'-P-OP2	-5.70	100.57	105.70
34	DA	235	C	C6-N1-C2	5.70	122.58	120.30
34	DA	366	C	C6-N1-C2	5.70	122.58	120.30
1	AA	1367	A	N1-C2-N3	5.69	132.15	129.30
1	AA	2641	A	C5-C6-N6	-5.69	119.14	123.70
1	AA	2703	C	C5-C6-N1	-5.69	118.15	121.00
1	CA	694	U	OP2-P-O3'	5.69	117.73	105.20
1	AA	38	A	O5'-P-OP1	5.69	117.53	110.70
1	AA	847	A	C8-N9-C4	-5.69	103.52	105.80
1	AA	1239	A	OP1-P-OP2	5.69	128.14	119.60
1	AA	1953	U	C5-C4-O4	5.69	129.31	125.90
1	AA	2222	C	N3-C4-N4	-5.69	114.02	118.00
1	CA	1996	C	N3-C2-O2	5.69	125.89	121.90
1	CA	2887	U	O5'-P-OP1	-5.69	100.58	105.70
34	DA	570	G	C8-N9-C1'	-5.69	119.60	127.00
1	AA	715	G	C5-C6-O6	-5.69	125.19	128.60
1	AA	1235	G	N3-C4-N9	5.69	129.41	126.00
1	AA	1551	C	C6-N1-C2	-5.69	118.02	120.30
1	AA	1690	G	N7-C8-N9	-5.69	110.25	113.10
2	AB	48	A	N1-C6-N6	5.69	122.01	118.60
1	AA	2286	A	OP2-P-O3'	5.69	117.72	105.20
1	AA	2734	A	C2-N3-C4	-5.69	107.76	110.60
1	CA	330	A	O5'-P-OP1	5.69	117.53	110.70
1	AA	785	G	C5-C6-O6	-5.69	125.19	128.60
1	CA	476	G	O5'-P-OP2	-5.69	100.58	105.70
1	CA	1241	A	N7-C8-N9	5.69	116.64	113.80
1	CA	1376	C	O5'-P-OP1	-5.69	100.58	105.70
1	CA	1698	A	C4-C5-N7	5.69	113.54	110.70
34	DA	611	A	C8-N9-C4	5.69	108.08	105.80

Continued on next page...

Continued from previous page...

Mol	Chain	Res	Type	Atoms	Z	Observed(°)	Ideal(°)
1	AA	198	C	C5-C6-N1	-5.69	118.16	121.00
1	AA	1378	G	C6-C5-N7	-5.69	126.99	130.40
1	AA	2519	C	C6-N1-C2	5.69	122.57	120.30
34	BA	403	C	C6-N1-C2	-5.69	118.03	120.30
1	AA	1029	A	OP1-P-OP2	-5.68	111.07	119.60
1	AA	1745	A	C8-N9-C4	-5.68	103.53	105.80
1	AA	2441	G	O5'-P-OP1	5.68	117.52	110.70
43	BJ	46	ARG	NE-CZ-NH2	-5.68	117.46	120.30
1	CA	1988	C	N3-C2-O2	-5.68	117.92	121.90
1	CA	2069	G	C8-N9-C4	-5.68	104.13	106.40
1	CA	2488	A	C8-N9-C4	5.68	108.07	105.80
1	AA	1925	G	O5'-P-OP1	-5.68	100.58	105.70
1	AA	2059	G	O5'-P-OP2	-5.68	100.58	105.70
56	BW	60	U	N3-C2-O2	-5.68	118.22	122.20
1	CA	1828	G	C5-C6-N1	-5.68	108.66	111.50
1	AA	834	U	OP1-P-O3'	5.68	117.70	105.20
34	BA	1340	A	O5'-P-OP1	-5.68	100.59	105.70
1	AA	437	G	N7-C8-N9	-5.68	110.26	113.10
1	AA	2350	G	O5'-P-OP1	-5.68	100.59	105.70
1	AA	2838	C	C5-C6-N1	-5.68	118.16	121.00
1	CA	2383	G	N3-C4-N9	5.68	129.41	126.00
1	CA	2629	A	C5-N7-C8	-5.68	101.06	103.90
1	AA	646	A	N1-C2-N3	-5.68	126.46	129.30
1	AA	2290	A	C5-C6-N6	5.68	128.24	123.70
34	DA	1472	U	C5-C4-O4	-5.68	122.49	125.90
1	AA	141	C	N3-C4-C5	5.68	124.17	121.90
1	AA	747	G	OP1-P-OP2	-5.68	111.09	119.60
1	AA	786	G	N1-C2-N3	-5.68	120.49	123.90
1	AA	1284	G	C5-C6-N1	-5.68	108.66	111.50
1	AA	1304	C	N3-C4-N4	-5.68	114.03	118.00
1	AA	2108	U	OP2-P-O3'	5.68	117.69	105.20
1	AA	2390	A	C5-N7-C8	-5.68	101.06	103.90
2	AB	47	C	O5'-P-OP2	-5.68	100.59	105.70
34	DA	766	A	C5-C6-N6	-5.68	119.16	123.70
1	AA	708	C	N3-C4-N4	-5.67	114.03	118.00
34	BA	750	G	C4-N9-C1'	5.67	133.88	126.50
1	CA	770	G	N9-C4-C5	5.67	107.67	105.40
1	CA	2079	U	C4-C5-C6	5.67	123.10	119.70
1	AA	1001	G	N3-C2-N2	-5.67	115.93	119.90
1	AA	2611	G	OP2-P-O3'	5.67	117.68	105.20
2	AB	12	C	O5'-P-OP1	-5.67	100.59	105.70
23	AZ	49	ARG	NE-CZ-NH1	5.67	123.14	120.30

Continued on next page...

Continued from previous page...

Mol	Chain	Res	Type	Atoms	Z	Observed(°)	Ideal(°)
1	CA	2685	G	N7-C8-N9	-5.67	110.26	113.10
1	AA	908	A	O5'-P-OP2	5.67	117.50	110.70
1	AA	2264	G	N1-C6-O6	-5.67	116.50	119.90
1	CA	297	C	N3-C2-O2	-5.67	117.93	121.90
1	CA	647	G	N1-C6-O6	5.67	123.30	119.90
34	DA	1397	C	C2-N1-C1'	5.67	125.04	118.80
1	CA	12	U	O4'-C1'-N1	-5.67	103.66	108.20
1	CA	1269	A	C6-C5-N7	-5.67	128.33	132.30
1	CA	1478	G	OP1-P-O3'	5.67	117.67	105.20
1	AA	807	G	C8-N9-C4	5.67	108.67	106.40
1	AA	1917	C	C2-N3-C4	-5.67	117.07	119.90
1	CA	858	U	C2-N1-C1'	5.67	124.50	117.70
1	CA	908	C	O5'-P-OP2	-5.67	100.60	105.70
1	AA	984	G	N1-C6-O6	-5.67	116.50	119.90
1	AA	987	G	N1-C6-O6	-5.67	116.50	119.90
1	AA	1347	A	C6-N1-C2	5.67	122.00	118.60
1	AA	2783	G	C2-N3-C4	5.67	114.73	111.90
34	BA	30	U	N1-C2-O2	5.67	126.77	122.80
34	BA	1196	U	O4'-C1'-N1	5.67	112.73	108.20
1	CA	1021	A	N1-C6-N6	5.67	122.00	118.60
1	CA	1142(A)	A	N1-C2-N3	5.67	132.13	129.30
34	DA	305	G	O5'-P-OP2	-5.67	100.60	105.70
1	AA	1719	C	N1-C2-O2	-5.67	115.50	118.90
1	AA	704	U	O5'-P-OP1	5.66	117.50	110.70
1	AA	1329	G	N1-C2-N3	5.66	127.30	123.90
1	AA	2835	C	O5'-P-OP1	-5.66	100.60	105.70
34	BA	813	U	OP1-P-OP2	-5.66	111.11	119.60
1	AA	725	C	N3-C4-N4	-5.66	114.04	118.00
1	AA	1271	G	C6-N1-C2	-5.66	121.70	125.10
1	AA	2336	C	C5-C4-N4	-5.66	116.24	120.20
34	BA	801	U	O5'-P-OP1	-5.66	100.61	105.70
1	AA	401	A	N7-C8-N9	5.66	116.63	113.80
1	AA	914	C	N3-C2-O2	5.66	125.86	121.90
1	AA	1264	G	N1-C2-N3	5.66	127.30	123.90
2	AB	71	C	C6-N1-C1'	-5.66	114.01	120.80
34	BA	878	G	C5-C6-O6	5.66	132.00	128.60
1	CA	573	G	C5-C6-N1	5.66	114.33	111.50
1	CA	1304	C	N3-C4-C5	5.66	124.16	121.90
1	CA	2673	G	C2-N3-C4	-5.66	109.07	111.90
1	AA	1602	G	C5-C6-N1	-5.66	108.67	111.50
1	AA	2526	U	C5-C6-N1	-5.66	119.87	122.70
1	CA	1332	G	C8-N9-C4	5.66	108.66	106.40

Continued on next page...

Continued from previous page...

Mol	Chain	Res	Type	Atoms	Z	Observed(°)	Ideal(°)
1	CA	1857	G	N3-C2-N2	5.66	123.86	119.90
1	CA	775	G	N1-C6-O6	5.66	123.29	119.90
1	AA	2287	C	C5-C6-N1	5.66	123.83	121.00
1	AA	2570	C	C6-N1-C2	-5.66	118.04	120.30
1	AA	2756	C	C4-C5-C6	5.66	120.23	117.40
1	AA	2864	G	C8-N9-C4	5.66	108.66	106.40
2	AB	27	C	OP2-P-O3'	5.66	117.64	105.20
1	CA	219	G	N1-C6-O6	5.66	123.29	119.90
2	CB	30	C	N3-C2-O2	-5.66	117.94	121.90
1	AA	51	A	N1-C6-N6	5.65	121.99	118.60
1	CA	2045	C	C2-N3-C4	-5.65	117.07	119.90
1	AA	508	A	OP1-P-OP2	-5.65	111.12	119.60
1	AA	1394	G	C5-C6-N1	5.65	114.33	111.50
1	AA	1908	C	C5-C4-N4	-5.65	116.24	120.20
1	AA	2005	C	C6-N1-C2	-5.65	118.04	120.30
1	AA	2378	A	C8-N9-C4	5.65	108.06	105.80
34	BA	321	A	O5'-P-OP2	-5.65	100.61	105.70
1	CA	1026	U	C5-C6-N1	5.65	125.53	122.70
1	CA	1612	C	N1-C2-O2	-5.65	115.51	118.90
34	DA	1503	A	C8-N9-C4	5.65	108.06	105.80
1	AA	1928	G	N1-C6-O6	5.65	123.29	119.90
1	AA	2429	C	N3-C2-O2	-5.65	117.94	121.90
1	AA	2590	G	C6-C5-N7	5.65	133.79	130.40
34	BA	639	G	N1-C6-O6	-5.65	116.51	119.90
1	CA	2716	U	N3-C2-O2	-5.65	118.25	122.20
34	DA	1496	C	O5'-P-OP2	-5.65	100.61	105.70
1	AA	913	A	O4'-C1'-N9	-5.65	103.68	108.20
1	AA	1987	C	C6-N1-C2	5.65	122.56	120.30
34	BA	107	G	C4-C5-N7	5.65	113.06	110.80
1	AA	1199	C	N3-C2-O2	5.65	125.85	121.90
1	CA	769	G	C5-N7-C8	5.65	107.12	104.30
1	CA	770	G	N1-C6-O6	-5.65	116.51	119.90
1	CA	1164	G	OP1-P-OP2	5.65	128.07	119.60
1	CA	2718	G	C2-N3-C4	5.65	114.72	111.90
1	CA	2869	G	C8-N9-C4	-5.65	104.14	106.40
1	AA	956	A	O5'-P-OP1	-5.65	100.62	105.70
1	AA	1393	G	OP1-P-O3'	5.65	117.62	105.20
1	AA	2223	C	C2-N3-C4	-5.65	117.08	119.90
1	CA	486	C	N3-C2-O2	5.65	125.85	121.90
1	AA	450	A	C8-N9-C4	5.64	108.06	105.80
1	AA	1460	G	C8-N9-C1'	5.64	134.34	127.00
1	AA	1725	G	C5-C6-N1	-5.64	108.68	111.50

Continued on next page...

Continued from previous page...

Mol	Chain	Res	Type	Atoms	Z	Observed(°)	Ideal(°)
1	AA	2689	G	N3-C4-C5	5.64	131.42	128.60
34	BA	106	C	C6-N1-C2	-5.64	118.04	120.30
1	CA	338	G	C5-C6-O6	-5.64	125.21	128.60
1	CA	573	G	C5-N7-C8	-5.64	101.48	104.30
1	CA	1573	G	C8-N9-C4	5.64	108.66	106.40
1	CA	2609	U	C5-C6-N1	-5.64	119.88	122.70
1	AA	1517	G	C5-C6-O6	5.64	131.99	128.60
1	AA	1714	G	C5-C6-N1	5.64	114.32	111.50
1	AA	2512	U	C2-N3-C4	-5.64	123.61	127.00
23	AZ	155	LEU	CA-CB-CG	5.64	128.28	115.30
1	AA	68	C	C6-N1-C2	5.64	122.56	120.30
1	AA	1718	U	C5-C6-N1	-5.64	119.88	122.70
1	AA	2795	G	C5-C6-O6	5.64	131.98	128.60
1	AA	1398	U	OP2-P-O3'	5.64	117.61	105.20
1	AA	1595	C	N3-C2-O2	-5.64	117.95	121.90
1	CA	141	A	C5-C6-N6	-5.64	119.19	123.70
6	CF	176	LEU	CA-CB-CG	5.64	128.27	115.30
1	AA	139	A	C4-C5-N7	5.64	113.52	110.70
1	AA	2088	C	C5-C4-N4	5.64	124.15	120.20
1	AA	552	C	N3-C4-N4	-5.64	114.06	118.00
1	AA	1210	G	C2-N3-C4	-5.64	109.08	111.90
1	AA	1652	G	N7-C8-N9	-5.64	110.28	113.10
1	AA	1704	C	N3-C4-C5	5.64	124.16	121.90
1	AA	1795	G	N1-C2-N2	-5.64	111.13	116.20
1	AA	2355	C	N1-C2-O2	-5.64	115.52	118.90
1	AA	2616	U	OP1-P-O3'	5.64	117.60	105.20
1	AA	2773	C	C2-N3-C4	-5.64	117.08	119.90
34	BA	899	C	N1-C2-O2	-5.64	115.52	118.90
1	CA	1199	U	O5'-P-OP2	5.64	117.46	110.70
1	CA	1676	A	N7-C8-N9	-5.64	110.98	113.80
1	AA	528	A	N1-C2-N3	5.63	132.12	129.30
1	AA	1285	G	N9-C4-C5	5.63	107.65	105.40
1	AA	1312	G	C5-C6-N1	5.63	114.32	111.50
34	BA	108	G	N1-C6-O6	5.63	123.28	119.90
1	AA	883	G	N9-C4-C5	5.63	107.65	105.40
2	AB	65	C	O5'-P-OP2	5.63	117.46	110.70
34	BA	1502	A	C6-C5-N7	-5.63	128.36	132.30
1	AA	1342	G	C6-C5-N7	5.63	133.78	130.40
1	AA	1377	A	OP2-P-O3'	5.63	117.59	105.20
1	AA	1491	A	OP2-P-O3'	5.63	117.59	105.20
1	AA	2701	U	P-O3'-C3'	5.63	126.46	119.70
1	AA	2882	G	N3-C2-N2	-5.63	115.96	119.90

Continued on next page...

Continued from previous page...

Mol	Chain	Res	Type	Atoms	Z	Observed(°)	Ideal(°)
1	CA	565	C	N1-C2-O2	-5.63	115.52	118.90
1	CA	2064	C	C5-C4-N4	5.63	124.14	120.20
34	BA	442	C	C5-C6-N1	5.63	123.81	121.00
1	CA	2373	G	N3-C2-N2	-5.63	115.96	119.90
1	CA	2442	C	C5-C6-N1	-5.63	118.19	121.00
1	AA	1263	C	C2-N3-C4	-5.63	117.08	119.90
1	AA	1379	C	C5-C6-N1	5.63	123.81	121.00
1	AA	1483	C	C6-N1-C2	-5.63	118.05	120.30
1	AA	1658	C	N3-C4-N4	5.63	121.94	118.00
34	DA	21	G	N3-C4-N9	5.63	129.38	126.00
1	AA	2783	G	N7-C8-N9	-5.63	110.29	113.10
1	AA	2867	G	N1-C6-O6	-5.63	116.53	119.90
2	AB	116	G	C8-N9-C4	5.63	108.65	106.40
1	CA	1382	G	OP2-P-O3'	5.63	117.58	105.20
1	AA	1012	C	N3-C4-C5	5.62	124.15	121.90
1	AA	1792	C	OP1-P-OP2	-5.62	111.17	119.60
1	AA	1965	U	N1-C2-N3	5.62	118.28	114.90
1	AA	2309	C	N1-C2-O2	5.62	122.27	118.90
1	AA	2615	G	O5'-P-OP1	-5.62	100.64	105.70
2	AB	107	G	O5'-P-OP1	-5.62	100.64	105.70
1	CA	2612	C	C6-N1-C2	5.62	122.55	120.30
2	AB	98	G	N1-C6-O6	5.62	123.27	119.90
34	BA	863	U	C5-C6-N1	-5.62	119.89	122.70
1	CA	464	U	OP1-P-OP2	-5.62	111.17	119.60
1	CA	748	G	C5-C6-O6	5.62	131.97	128.60
1	AA	642	G	N7-C8-N9	-5.62	110.29	113.10
1	AA	2073	A	C5-C6-N6	5.62	128.20	123.70
1	CA	2523	G	N7-C8-N9	5.62	115.91	113.10
1	AA	1231	G	N1-C2-N2	-5.62	111.14	116.20
1	CA	1692	U	C5-C4-O4	-5.62	122.53	125.90
1	CA	1984	G	C4-N9-C1'	5.62	133.81	126.50
1	AA	2819	A	C4-C5-C6	5.62	119.81	117.00
1	AA	2877	G	N9-C4-C5	5.62	107.65	105.40
1	CA	2526	G	N3-C4-C5	5.62	131.41	128.60
34	DA	642	A	O5'-P-OP1	-5.62	100.64	105.70
1	AA	556	C	C5-C4-N4	5.62	124.13	120.20
1	AA	1378	G	C4-N9-C1'	5.62	133.80	126.50
1	AA	2015	U	C2-N3-C4	-5.62	123.63	127.00
1	CA	1775	U	C6-N1-C2	5.62	124.37	121.00
1	CA	2237	G	C5-N7-C8	5.62	107.11	104.30
34	DA	368	U	C5-C6-N1	-5.62	119.89	122.70
34	DA	1519	A	C5-C6-N6	5.62	128.19	123.70

Continued on next page...

Continued from previous page...

Mol	Chain	Res	Type	Atoms	Z	Observed(°)	Ideal(°)
1	AA	181	C	C2-N3-C4	-5.61	117.09	119.90
1	AA	352	U	N3-C2-O2	-5.61	118.27	122.20
1	AA	1478	C	N3-C4-N4	5.61	121.93	118.00
1	AA	2265	G	C5-C6-O6	-5.61	125.23	128.60
1	CA	1970	A	O4'-C1'-N9	-5.61	103.71	108.20
1	AA	1235	G	C4-C5-C6	5.61	122.17	118.80
1	CA	2405	G	N3-C4-N9	5.61	129.37	126.00
1	CA	2510	C	N3-C4-N4	-5.61	114.07	118.00
56	DW	6	G	N3-C4-C5	5.61	131.41	128.60
1	CA	954	G	N1-C6-O6	-5.61	116.53	119.90
2	CB	10	C	C5-C6-N1	5.61	123.81	121.00
34	DA	740	U	O5'-P-OP2	-5.61	100.65	105.70
1	AA	864	C	C6-N1-C2	-5.61	118.06	120.30
1	AA	1713	G	N3-C4-C5	-5.61	125.80	128.60
1	CA	2769	C	C4-C5-C6	5.61	120.20	117.40
1	AA	1432	C	C2-N3-C4	-5.61	117.10	119.90
1	AA	1846	A	N7-C8-N9	-5.61	111.00	113.80
1	AA	2836	A	OP1-P-O3'	5.61	117.53	105.20
1	CA	571	A	OP2-P-O3'	5.61	117.53	105.20
1	CA	1362	C	N1-C2-O2	-5.61	115.54	118.90
34	DA	178	C	C6-N1-C2	-5.61	118.06	120.30
1	AA	815	G	OP1-P-OP2	5.61	128.01	119.60
1	AA	839	G	N7-C8-N9	5.61	115.90	113.10
1	AA	1614	A	OP1-P-O3'	5.61	117.53	105.20
1	AA	2758	C	C2-N1-C1'	5.61	124.97	118.80
34	BA	1442	G	N3-C4-C5	5.61	131.40	128.60
1	CA	2549	G	C5-C6-O6	-5.61	125.24	128.60
1	AA	1278	G	N9-C4-C5	5.60	107.64	105.40
1	AA	1831	C	C6-N1-C2	5.60	122.54	120.30
1	AA	2067	C	N3-C4-N4	-5.60	114.08	118.00
1	AA	2361	G	N9-C4-C5	-5.60	103.16	105.40
1	AA	2394	G	OP2-P-O3'	5.60	117.53	105.20
1	AA	2418	U	C6-N1-C2	5.60	124.36	121.00
1	CA	1783	A	OP2-P-O3'	5.60	117.53	105.20
1	AA	134	G	C5-C6-O6	5.60	131.96	128.60
1	AA	186	A	N9-C4-C5	-5.60	103.56	105.80
1	AA	235	C	N3-C2-O2	5.60	125.82	121.90
1	AA	353	G	C5-C6-N1	5.60	114.30	111.50
1	AA	364	A	N1-C6-N6	5.60	121.96	118.60
1	AA	881	C	C6-N1-C1'	5.60	127.52	120.80
1	AA	1355	G	C2-N3-C4	5.60	114.70	111.90
1	AA	2445	A	C6-N1-C2	-5.60	115.24	118.60

Continued on next page...

Continued from previous page...

Mol	Chain	Res	Type	Atoms	Z	Observed(°)	Ideal(°)
1	AA	2519	C	N3-C4-C5	5.60	124.14	121.90
1	AA	2716	C	OP1-P-O3'	5.60	117.52	105.20
1	AA	2853	G	C8-N9-C4	5.60	108.64	106.40
34	DA	23	C	N3-C4-C5	-5.60	119.66	121.90
34	DA	764	C	N3-C2-O2	-5.60	117.98	121.90
1	CA	141	A	C6-C5-N7	-5.60	128.38	132.30
34	DA	1183	A	P-O3'-C3'	5.60	126.42	119.70
1	AA	92	C	C6-N1-C2	-5.60	118.06	120.30
1	AA	144	C	C6-N1-C2	5.60	122.54	120.30
1	AA	538	A	OP2-P-O3'	5.60	117.52	105.20
1	AA	980	C	C2-N3-C4	-5.60	117.10	119.90
1	AA	2380	C	C5-C6-N1	-5.60	118.20	121.00
1	AA	2902	G	C5-C6-O6	-5.60	125.24	128.60
2	AB	34	U	N1-C2-N3	5.60	118.26	114.90
34	BA	1442(B)	A	C8-N9-C4	5.60	108.04	105.80
1	CA	1126	A	C5-N7-C8	-5.60	101.10	103.90
1	AA	1820	A	N1-C6-N6	5.60	121.96	118.60
1	AA	2711	C	C2-N3-C4	-5.60	117.10	119.90
1	CA	978	G	C2-N3-C4	-5.60	109.10	111.90
34	DA	266	G	C8-N9-C4	-5.60	104.16	106.40
1	AA	1432	C	C5-C6-N1	-5.60	118.20	121.00
1	AA	2478	C	C6-N1-C1'	-5.60	114.08	120.80
1	CA	2235	G	C6-C5-N7	-5.60	127.04	130.40
1	AA	1357	G	O5'-P-OP2	-5.59	100.67	105.70
1	AA	1611	C	OP2-P-O3'	5.59	117.51	105.20
34	BA	576	G	C8-N9-C1'	-5.59	119.73	127.00
34	BA	1523	G	C2-N3-C4	5.59	114.70	111.90
1	CA	499	U	C5-C6-N1	-5.59	119.90	122.70
1	CA	2407	G	C4-N9-C1'	5.59	133.77	126.50
1	CA	2873	A	O4'-C1'-N9	5.59	112.67	108.20
1	AA	1177	G	O4'-C1'-N9	5.59	112.67	108.20
1	AA	2067	C	C5-C4-N4	5.59	124.11	120.20
1	AA	2351	G	C6-C5-N7	-5.59	127.05	130.40
34	BA	889	A	O5'-P-OP1	-5.59	100.67	105.70
1	AA	974	G	C4-C5-C6	5.59	122.15	118.80
1	AA	1727	U	N3-C4-C5	5.59	117.95	114.60
1	AA	1967	G	C5-C6-O6	5.59	131.95	128.60
1	AA	2079	A	O5'-P-OP1	5.59	117.41	110.70
1	AA	2464	C	C6-N1-C2	5.59	122.54	120.30
1	AA	2891	C	OP1-P-O3'	5.59	117.50	105.20
34	BA	1071	C	C6-N1-C2	-5.59	118.06	120.30
1	CA	24	G	O5'-P-OP1	-5.59	100.67	105.70

Continued on next page...

Continued from previous page...

Mol	Chain	Res	Type	Atoms	Z	Observed(°)	Ideal(°)
1	CA	1368	G	C2-N3-C4	5.59	114.69	111.90
1	CA	2318	G	O4'-C1'-N9	5.59	112.67	108.20
1	AA	2833	A	N1-C2-N3	5.59	132.09	129.30
34	BA	1348	U	C5-C6-N1	-5.59	119.91	122.70
1	AA	582	G	C5-N7-C8	5.59	107.09	104.30
1	AA	1282	G	C8-N9-C4	5.59	108.64	106.40
1	AA	1978	U	C2-N3-C4	-5.59	123.65	127.00
1	CA	498	G	N1-C2-N2	5.59	121.23	116.20
1	CA	583	G	N3-C2-N2	-5.59	115.99	119.90
1	CA	732	C	C5-C4-N4	-5.59	116.29	120.20
1	CA	1776	G	C6-C5-N7	-5.59	127.05	130.40
1	AA	40	C	C5-C6-N1	-5.58	118.21	121.00
1	AA	875	U	OP1-P-OP2	5.58	127.98	119.60
1	CA	815	C	N1-C2-O2	5.58	122.25	118.90
1	AA	154	G	C4-N9-C1'	-5.58	119.24	126.50
1	AA	1240	G	N3-C2-N2	-5.58	115.99	119.90
1	AA	1440	U	OP2-P-O3'	5.58	117.48	105.20
1	AA	1639	G	C5-N7-C8	5.58	107.09	104.30
1	AA	2044	U	C4-C5-C6	5.58	123.05	119.70
1	AA	2599	A	N7-C8-N9	5.58	116.59	113.80
1	AA	2612	A	OP2-P-O3'	5.58	117.48	105.20
34	BA	120	A	O4'-C1'-N9	-5.58	103.73	108.20
1	AA	705	C	N3-C2-O2	-5.58	117.99	121.90
1	AA	2073	A	C8-N9-C4	-5.58	103.57	105.80
1	AA	2260	C	N3-C4-N4	-5.58	114.09	118.00
1	AA	1412	A	C2-N3-C4	-5.58	107.81	110.60
1	AA	1470	G	N1-C6-O6	-5.58	116.55	119.90
1	AA	2004	C	O5'-P-OP2	-5.58	100.68	105.70
1	AA	2471	A	N1-C2-N3	-5.58	126.51	129.30
2	CB	10	C	C2-N1-C1'	5.58	124.94	118.80
1	AA	194	G	N7-C8-N9	-5.58	110.31	113.10
1	AA	1085	G	C4-N9-C1'	-5.58	119.25	126.50
6	AF	54	ARG	NE-CZ-NH2	-5.58	117.51	120.30
1	CA	1369	G	OP1-P-O3'	5.58	117.47	105.20
1	AA	801	C	N1-C2-N3	5.58	123.10	119.20
1	AA	1347	A	N1-C2-N3	-5.58	126.51	129.30
2	AB	81	G	N9-C4-C5	5.58	107.63	105.40
2	AB	85	G	N7-C8-N9	-5.58	110.31	113.10
1	CA	744	G	N1-C6-O6	5.58	123.25	119.90
1	AA	329	U	N1-C2-O2	-5.57	118.90	122.80
1	AA	365	G	C5-C6-O6	5.57	131.94	128.60
1	AA	461	U	N1-C2-O2	-5.57	118.90	122.80

Continued on next page...

Continued from previous page...

Mol	Chain	Res	Type	Atoms	Z	Observed(°)	Ideal(°)
1	AA	1314	A	N1-C2-N3	5.57	132.09	129.30
1	AA	1435	G	C5-N7-C8	5.57	107.09	104.30
2	AB	91	C	N3-C4-N4	-5.57	114.10	118.00
1	CA	330	A	N1-C6-N6	5.57	121.94	118.60
1	CA	992	C	C5-C6-N1	-5.57	118.21	121.00
1	CA	1380	G	N1-C6-O6	-5.57	116.56	119.90
1	CA	1981	A	N9-C4-C5	5.57	108.03	105.80
34	DA	438	G	O5'-P-OP2	-5.57	100.69	105.70
1	AA	994	C	N1-C2-O2	-5.57	115.56	118.90
1	AA	1019	G	N3-C4-C5	-5.57	125.81	128.60
1	AA	1835	C	C5-C4-N4	-5.57	116.30	120.20
1	CA	1996	C	N1-C2-O2	-5.57	115.56	118.90
1	AA	132	C	N3-C4-C5	-5.57	119.67	121.90
1	AA	2094	G	C5-C6-O6	5.57	131.94	128.60
1	AA	2301	G	C5-C6-O6	-5.57	125.26	128.60
1	AA	2513	C	C2-N1-C1'	-5.57	112.67	118.80
1	AA	2864	G	N7-C8-N9	-5.57	110.31	113.10
56	BW	7	A	N1-C6-N6	5.57	121.94	118.60
1	CA	312	G	O5'-P-OP1	-5.57	100.69	105.70
1	CA	1388	G	C5-C6-O6	5.57	131.94	128.60
1	AA	378	G	C8-N9-C4	5.57	108.63	106.40
1	AA	1859	G	C5-C6-N1	-5.57	108.72	111.50
1	AA	2450	U	C5-C4-O4	-5.57	122.56	125.90
34	BA	365	U	N3-C4-O4	-5.57	115.50	119.40
34	BA	1366	C	C6-N1-C2	-5.57	118.07	120.30
34	BA	1467	G	C8-N9-C1'	-5.57	119.76	127.00
1	AA	178	G	N3-C4-C5	-5.57	125.82	128.60
1	AA	478	G	C5-C6-O6	-5.57	125.26	128.60
1	AA	809	U	C2-N1-C1'	5.57	124.38	117.70
1	AA	1290	G	N3-C2-N2	5.57	123.80	119.90
1	AA	1505	C	C6-N1-C2	5.57	122.53	120.30
1	AA	2511	C	C6-N1-C2	5.57	122.53	120.30
34	BA	970	C	C5-C6-N1	5.57	123.78	121.00
1	CA	381	G	N9-C4-C5	5.57	107.63	105.40
1	CA	2541	A	C6-N1-C2	-5.57	115.26	118.60
1	AA	1905	G	N1-C6-O6	-5.57	116.56	119.90
34	BA	1370	G	C4-C5-N7	5.57	113.03	110.80
1	CA	1257	C	N1-C2-O2	-5.57	115.56	118.90
1	CA	1621	U	C5-C4-O4	-5.57	122.56	125.90
1	AA	214	A	C2-N3-C4	-5.56	107.82	110.60
1	AA	321	C	C5-C6-N1	-5.56	118.22	121.00
1	AA	1051	C	N1-C2-O2	-5.56	115.56	118.90

Continued on next page...

Continued from previous page...

Mol	Chain	Res	Type	Atoms	Z	Observed(°)	Ideal(°)
1	AA	1174	A	C8-N9-C4	5.56	108.03	105.80
1	AA	2859	U	C5-C4-O4	-5.56	122.56	125.90
34	BA	799	G	C4-C5-N7	-5.56	108.57	110.80
1	AA	19	C	N3-C2-O2	-5.56	118.01	121.90
1	AA	1929	G	C5-C6-O6	5.56	131.94	128.60
1	AA	2630	G	C8-N9-C4	-5.56	104.17	106.40
18	AU	36	ARG	NE-CZ-NH2	-5.56	117.52	120.30
34	DA	610	G	C5-C6-O6	-5.56	125.26	128.60
34	DA	33	A	C2-N3-C4	5.56	113.38	110.60
1	AA	478	G	N1-C2-N2	5.56	121.20	116.20
1	AA	2441	G	N3-C2-N2	-5.56	116.01	119.90
34	BA	1370	G	C5-C6-O6	-5.56	125.26	128.60
56	BW	41	C	N1-C2-O2	-5.56	115.56	118.90
1	AA	216	A	C4-C5-N7	-5.56	107.92	110.70
1	AA	617	U	OP2-P-O3'	5.56	117.43	105.20
1	AA	812	G	OP1-P-OP2	-5.56	111.27	119.60
1	AA	1154	U	C4-C5-C6	-5.56	116.37	119.70
1	AA	1250	U	N3-C2-O2	-5.56	118.31	122.20
1	AA	1864	U	C2-N3-C4	-5.56	123.67	127.00
1	AA	2389	A	N1-C6-N6	5.56	121.93	118.60
1	CA	2607	G	C5-C6-N1	5.56	114.28	111.50
1	CA	2644	G	N9-C4-C5	5.56	107.62	105.40
1	AA	120	G	N3-C4-N9	5.56	129.33	126.00
1	AA	1235	G	N7-C8-N9	-5.56	110.32	113.10
1	AA	1960	A	O5'-P-OP2	-5.56	100.70	105.70
34	BA	568	G	N1-C6-O6	-5.56	116.57	119.90
1	AA	74	G	N3-C2-N2	-5.55	116.01	119.90
34	BA	1442	G	C6-C5-N7	-5.55	127.07	130.40
1	CA	1641	A	C8-N9-C4	-5.55	103.58	105.80
1	CA	1886	C	N1-C2-O2	5.55	122.23	118.90
1	CA	2624	G	O5'-P-OP2	-5.55	100.70	105.70
1	AA	1686	U	C5-C4-O4	-5.55	122.57	125.90
1	AA	1699	A	C5-C6-N1	-5.55	114.92	117.70
34	BA	886	G	C5-C6-N1	-5.55	108.72	111.50
1	CA	528	A	C4-C5-C6	-5.55	114.22	117.00
1	CA	532	A	O4'-C1'-N9	5.55	112.64	108.20
1	AA	723	A	P-O3'-C3'	-5.55	113.04	119.70
1	AA	920	G	N1-C6-O6	-5.55	116.57	119.90
1	AA	974	G	C4-C5-N7	5.55	113.02	110.80
1	AA	1344	C	C5-C6-N1	-5.55	118.22	121.00
1	AA	1397	C	C6-N1-C1'	5.55	127.46	120.80
1	AA	1716	A	C5-C6-N1	5.55	120.48	117.70

Continued on next page...

Continued from previous page...

Mol	Chain	Res	Type	Atoms	Z	Observed(°)	Ideal(°)
1	AA	1862	G	N1-C2-N3	5.55	127.23	123.90
1	CA	2329	G	N7-C8-N9	-5.55	110.32	113.10
1	AA	132	C	N1-C2-O2	-5.55	115.57	118.90
1	AA	980	C	C6-N1-C2	5.55	122.52	120.30
1	AA	1827	U	N3-C4-O4	-5.55	115.52	119.40
2	AB	4	C	C2-N3-C4	-5.55	117.12	119.90
2	AB	33	G	C5-C6-O6	-5.55	125.27	128.60
56	BW	71	G	C8-N9-C4	5.55	108.62	106.40
1	CA	1770	G	N1-C2-N3	5.55	127.23	123.90
2	CB	72	G	C8-N9-C4	5.55	108.62	106.40
34	DA	435	C	C6-N1-C2	-5.55	118.08	120.30
1	AA	999	G	OP2-P-O3'	5.55	117.41	105.20
1	AA	1318	A	O4'-C1'-N9	5.55	112.64	108.20
1	AA	186	A	C2-N3-C4	-5.55	107.83	110.60
1	AA	883	G	N7-C8-N9	5.55	115.87	113.10
1	AA	1048	G	C5-C6-O6	5.55	131.93	128.60
1	AA	1950	A	N1-C6-N6	5.55	121.93	118.60
1	AA	2820	A	C4-C5-C6	-5.55	114.23	117.00
1	CA	1021	A	C5-C6-N1	-5.55	114.93	117.70
1	CA	1624	G	N1-C6-O6	-5.54	116.57	119.90
1	AA	786	G	C2-N3-C4	5.54	114.67	111.90
1	CA	859	G	C4-N9-C1'	-5.54	119.29	126.50
1	CA	1326	U	N3-C2-O2	5.54	126.08	122.20
1	CA	2485	G	C5-C6-N1	5.54	114.27	111.50
1	CA	2841	C	C5-C4-N4	-5.54	116.32	120.20
1	CA	2870	C	C6-N1-C2	-5.54	118.08	120.30
34	DA	363	A	C8-N9-C4	5.54	108.02	105.80
34	DA	513	C	N1-C2-O2	5.54	122.23	118.90
1	AA	1175	A	N1-C6-N6	5.54	121.92	118.60
1	AA	2560	G	O5'-P-OP2	-5.54	100.71	105.70
1	CA	139(A)	G	N3-C4-N9	5.54	129.32	126.00
1	CA	1939	U	N3-C4-C5	5.54	117.92	114.60
1	CA	2206	G	C4-N9-C1'	-5.54	119.30	126.50
34	BA	819	A	N1-C6-N6	5.54	121.92	118.60
1	AA	329	U	C5-C4-O4	-5.54	122.58	125.90
1	AA	463	C	C6-N1-C2	-5.54	118.08	120.30
1	AA	641	G	C5-C6-O6	5.54	131.92	128.60
1	AA	2260	C	OP2-P-O3'	5.54	117.39	105.20
14	AQ	14	ARG	NE-CZ-NH2	-5.54	117.53	120.30
1	CA	211	A	N1-C6-N6	5.54	121.92	118.60
1	CA	510	C	O5'-P-OP2	-5.54	100.72	105.70
1	CA	2567	G	N1-C2-N2	-5.54	111.22	116.20

Continued on next page...

Continued from previous page...

Mol	Chain	Res	Type	Atoms	Z	Observed(°)	Ideal(°)
1	AA	167	G	N3-C2-N2	-5.54	116.02	119.90
1	AA	1963	C	N1-C2-O2	-5.54	115.58	118.90
1	AA	2057	G	O5'-P-OP1	-5.54	100.72	105.70
1	AA	2261	U	C5-C4-O4	-5.54	122.58	125.90
1	CA	448	U	O5'-P-OP1	-5.54	100.72	105.70
1	CA	1250	G	C5-C6-O6	5.54	131.92	128.60
1	CA	1269	A	C4-C5-N7	5.54	113.47	110.70
1	AA	2095	C	OP2-P-O3'	5.54	117.38	105.20
1	AA	2344	U	C5-C6-N1	-5.54	119.93	122.70
1	AA	2356	U	O5'-P-OP2	-5.54	100.72	105.70
1	AA	2712	C	N3-C4-N4	-5.54	114.12	118.00
1	AA	2857	U	C5-C4-O4	-5.54	122.58	125.90
1	CA	596	G	C5-N7-C8	5.54	107.07	104.30
1	CA	804	A	N1-C2-N3	5.54	132.07	129.30
1	CA	2202	C	N3-C4-N4	-5.54	114.12	118.00
34	DA	330	C	C5-C6-N1	5.54	123.77	121.00
1	AA	426	G	N3-C4-C5	-5.53	125.83	128.60
1	AA	468	G	C8-N9-C1'	-5.53	119.81	127.00
1	AA	477	C	C4-C5-C6	-5.53	114.63	117.40
1	AA	2037	A	C5-N7-C8	5.53	106.67	103.90
1	AA	2097	U	C5-C6-N1	-5.53	119.93	122.70
1	CA	264	C	C6-N1-C2	5.53	122.51	120.30
1	CA	779	U	C6-N1-C2	5.53	124.32	121.00
1	AA	1361	C	C5-C6-N1	5.53	123.77	121.00
1	AA	2774	G	C5-N7-C8	5.53	107.07	104.30
34	BA	117	G	N1-C6-O6	5.53	123.22	119.90
1	CA	577	G	O5'-P-OP1	-5.53	100.72	105.70
1	AA	2088	C	O5'-P-OP1	-5.53	100.72	105.70
1	AA	2483	C	N3-C4-C5	-5.53	119.69	121.90
1	AA	2732	G	N3-C4-N9	5.53	129.32	126.00
1	CA	980	A	N3-C4-C5	5.53	130.67	126.80
34	DA	562	C	N3-C2-O2	5.53	125.77	121.90
1	AA	2088	C	C5-C6-N1	-5.53	118.24	121.00
1	CA	2701	C	N1-C2-O2	-5.53	115.58	118.90
1	AA	84	G	OP2-P-O3'	5.53	117.36	105.20
1	AA	729	G	N1-C2-N3	-5.53	120.58	123.90
1	AA	1241	C	C5-C6-N1	-5.53	118.24	121.00
1	AA	2030	C	O5'-P-OP2	-5.53	100.73	105.70
1	AA	2360	U	N3-C4-C5	5.53	117.92	114.60
1	AA	418	G	C5-C6-N1	5.53	114.26	111.50
1	AA	1059	C	C2-N3-C4	-5.53	117.14	119.90
1	AA	1269	G	O4'-C1'-N9	5.53	112.62	108.20

Continued on next page...

Continued from previous page...

Mol	Chain	Res	Type	Atoms	Z	Observed(°)	Ideal(°)
1	AA	1454	C	N1-C2-O2	-5.53	115.58	118.90
1	AA	1896	G	C8-N9-C1'	5.53	134.18	127.00
1	CA	86	C	N3-C2-O2	-5.53	118.03	121.90
1	CA	2390	U	O5'-P-OP1	-5.52	100.73	105.70
1	AA	2162	C	C5-C6-N1	5.52	123.76	121.00
1	CA	940	G	OP2-P-O3'	5.52	117.35	105.20
1	CA	1365	A	C8-N9-C4	-5.52	103.59	105.80
34	DA	915	A	N9-C4-C5	5.52	108.01	105.80
1	AA	991	G	C2-N3-C4	-5.52	109.14	111.90
34	DA	1065	U	P-O3'-C3'	5.52	126.33	119.70
1	AA	1461	U	C5-C6-N1	-5.52	119.94	122.70
1	AA	2032	G	N9-C4-C5	5.52	107.61	105.40
34	BA	619	U	C5-C6-N1	-5.52	119.94	122.70
1	CA	1600	C	C5-C6-N1	-5.52	118.24	121.00
1	AA	744	C	C2-N1-C1'	-5.52	112.73	118.80
1	AA	2785	C	OP2-P-O3'	5.52	117.34	105.20
1	CA	2006	C	C6-N1-C2	5.52	122.51	120.30
1	CA	2557	G	OP1-P-OP2	5.52	127.88	119.60
1	CA	2663	G	C8-N9-C4	5.52	108.61	106.40
34	DA	818	G	O5'-P-OP1	-5.52	100.73	105.70
1	AA	851	A	N1-C6-N6	5.52	121.91	118.60
1	AA	967	G	C8-N9-C4	-5.52	104.19	106.40
1	AA	1038	C	N3-C4-N4	5.52	121.86	118.00
1	AA	2234	G	C6-C5-N7	5.52	133.71	130.40
1	AA	2510	C	OP1-P-OP2	-5.52	111.33	119.60
34	BA	553	A	C8-N9-C4	5.51	108.01	105.80
1	CA	499	U	N1-C2-N3	5.51	118.21	114.90
1	CA	1698	A	N7-C8-N9	5.51	116.56	113.80
1	CA	2202	C	C5-C6-N1	-5.51	118.24	121.00
1	AA	521	G	OP2-P-O3'	5.51	117.33	105.20
1	AA	999	G	N3-C4-C5	-5.51	125.84	128.60
1	AA	1268	C	OP1-P-OP2	-5.51	111.33	119.60
1	AA	2239	A	N9-C4-C5	5.51	108.00	105.80
34	BA	708	C	N1-C2-O2	5.51	122.21	118.90
1	CA	460	A	OP1-P-O3'	5.51	117.33	105.20
1	CA	1269	A	C5-C6-N1	-5.51	114.94	117.70
4	CD	111	LEU	CA-CB-CG	5.51	127.98	115.30
1	AA	151	C	C5-C6-N1	-5.51	118.24	121.00
1	AA	1048	G	N1-C2-N2	-5.51	111.24	116.20
1	AA	1316	C	N1-C2-O2	5.51	122.21	118.90
1	CA	118	A	O5'-P-OP2	5.51	117.31	110.70
1	CA	1773	A	N1-C2-N3	5.51	132.06	129.30

Continued on next page...

Continued from previous page...

Mol	Chain	Res	Type	Atoms	Z	Observed(°)	Ideal(°)
57	DZ	369	LEU	CA-CB-CG	5.51	127.98	115.30
1	AA	201	G	N3-C4-C5	5.51	131.35	128.60
1	AA	1297	C	C4-C5-C6	-5.51	114.64	117.40
1	AA	2021	C	C2-N1-C1'	-5.51	112.74	118.80
1	AA	2063	U	OP2-P-O3'	5.51	117.32	105.20
1	AA	2868	C	OP1-P-OP2	5.51	127.86	119.60
1	CA	788	A	C2-N3-C4	5.51	113.36	110.60
1	CA	1438	U	O5'-P-OP1	-5.51	100.74	105.70
34	DA	884	U	O5'-P-OP2	-5.51	100.74	105.70
56	DW	6	G	C4-N9-C1'	-5.51	119.34	126.50
1	CA	2438	U	OP2-P-O3'	5.51	117.32	105.20
1	AA	1064	C	N3-C2-O2	-5.51	118.05	121.90
1	AA	2703	C	O5'-P-OP2	5.51	117.31	110.70
1	AA	2765	C	C6-N1-C2	5.51	122.50	120.30
1	AA	2888	U	N3-C2-O2	-5.51	118.34	122.20
1	CA	647	G	N3-C4-C5	-5.51	125.85	128.60
1	CA	672	C	N3-C4-N4	-5.50	114.15	118.00
34	BA	320	C	C6-N1-C2	5.50	122.50	120.30
1	CA	573	G	OP1-P-O3'	5.50	117.31	105.20
1	CA	1023	U	N1-C2-N3	5.50	118.20	114.90
1	CA	1151	G	N1-C6-O6	5.50	123.20	119.90
1	AA	441	C	C6-N1-C2	5.50	122.50	120.30
1	AA	665	C	N1-C2-O2	-5.50	115.60	118.90
1	AA	1216	G	C6-C5-N7	-5.50	127.10	130.40
1	AA	1411	A	N1-C6-N6	5.50	121.90	118.60
1	AA	1971	G	C4-C5-C6	5.50	122.10	118.80
1	AA	2295	C	C2-N1-C1'	-5.50	112.75	118.80
1	AA	2380	C	OP1-P-OP2	5.50	127.85	119.60
1	AA	2479	C	OP2-P-O3'	5.50	117.30	105.20
1	AA	2745	G	N1-C2-N3	5.50	127.20	123.90
1	AA	2791	A	OP2-P-O3'	5.50	117.30	105.20
34	BA	28	G	N1-C6-O6	5.50	123.20	119.90
34	BA	442	C	C2-N1-C1'	5.50	124.85	118.80
1	CA	333	G	N9-C4-C5	-5.50	103.20	105.40
1	CA	1141	U	N3-C4-O4	-5.50	115.55	119.40
1	CA	2573	C	O5'-P-OP2	-5.50	100.75	105.70
34	DA	570	G	C4-N9-C1'	5.50	133.65	126.50
34	DA	644	G	N1-C6-O6	-5.50	116.60	119.90
1	AA	26	G	OP2-P-O3'	5.50	117.30	105.20
1	AA	594	A	C4-C5-C6	5.50	119.75	117.00
1	AA	2291	G	C8-N9-C4	-5.50	104.20	106.40
1	AA	2418	U	N3-C2-O2	5.50	126.05	122.20

Continued on next page...

Continued from previous page...

Mol	Chain	Res	Type	Atoms	Z	Observed(°)	Ideal(°)
1	CA	1955	U	C2-N1-C1'	-5.50	111.10	117.70
1	CA	2428	G	N3-C2-N2	5.50	123.75	119.90
1	CA	2441	C	C5-C6-N1	-5.50	118.25	121.00
1	AA	98	U	N3-C4-O4	-5.50	115.55	119.40
1	AA	640	A	N9-C4-C5	-5.50	103.60	105.80
1	AA	2046	G	C5-C6-O6	-5.50	125.30	128.60
1	AA	451	G	N1-C6-O6	-5.50	116.60	119.90
1	AA	579	G	OP2-P-O3'	5.50	117.29	105.20
1	AA	1215	G	C5-C6-O6	-5.50	125.30	128.60
1	AA	1505	C	N1-C2-O2	-5.50	115.60	118.90
1	AA	2537	G	N3-C4-N9	5.50	129.30	126.00
34	BA	816	A	O5'-P-OP2	-5.50	100.75	105.70
34	BA	1370	G	C6-C5-N7	-5.50	127.10	130.40
34	BA	1478	C	N3-C4-C5	5.50	124.10	121.90
1	CA	2479	G	C5-C6-N1	5.50	114.25	111.50
2	CB	55	U	C6-N1-C2	-5.50	117.70	121.00
34	DA	904	C	C6-N1-C2	5.50	122.50	120.30
1	AA	596	G	OP1-P-O3'	5.50	117.29	105.20
1	AA	1036	A	C2-N3-C4	-5.50	107.85	110.60
1	AA	2575	U	C2-N1-C1'	5.50	124.29	117.70
34	BA	276	G	N1-C2-N2	-5.50	111.25	116.20
1	CA	444	C	C5-C6-N1	-5.50	118.25	121.00
1	AA	983	G	N3-C4-C5	5.49	131.35	128.60
1	AA	1050	C	O4'-C1'-N1	-5.49	103.81	108.20
1	AA	1305	G	C6-N1-C2	-5.49	121.80	125.10
1	AA	1974	A	C5-N7-C8	5.49	106.65	103.90
1	AA	2577	A	O5'-P-OP2	5.49	117.29	110.70
1	CA	1828	G	N3-C4-N9	-5.49	122.70	126.00
1	CA	2006	C	O5'-P-OP1	5.49	117.29	110.70
1	AA	786	G	C4-C5-C6	-5.49	115.50	118.80
34	BA	1030(B)	C	C6-N1-C2	-5.49	118.10	120.30
1	CA	1783	A	O5'-P-OP2	5.49	117.29	110.70
1	AA	953	U	N3-C4-C5	-5.49	111.31	114.60
1	AA	2732	G	N9-C4-C5	-5.49	103.20	105.40
1	AA	2836	A	C6-N1-C2	-5.49	115.31	118.60
1	CA	132	G	N3-C4-C5	5.49	131.35	128.60
1	CA	725	G	C4-C5-N7	-5.49	108.60	110.80
1	CA	945	A	C5-C6-N1	-5.49	114.95	117.70
1	CA	1936	A	O4'-C1'-N9	5.49	112.59	108.20
1	AA	990	A	N9-C4-C5	-5.49	103.61	105.80
1	AA	1507	A	O4'-C1'-N9	5.49	112.59	108.20
1	AA	2476	C	C5-C4-N4	-5.49	116.36	120.20

Continued on next page...

Continued from previous page...

Mol	Chain	Res	Type	Atoms	Z	Observed(°)	Ideal(°)
34	BA	13	U	N1-C2-O2	-5.49	118.96	122.80
1	CA	1027	A	C5-N7-C8	5.49	106.64	103.90
34	DA	1402	C	C6-N1-C2	-5.49	118.11	120.30
1	AA	2518	U	N3-C2-O2	-5.49	118.36	122.20
1	AA	2889	C	N3-C2-O2	-5.49	118.06	121.90
2	AB	24	G	N3-C4-N9	5.49	129.29	126.00
34	BA	859	A	N1-C6-N6	-5.49	115.31	118.60
34	BA	905	U	O5'-P-OP2	5.49	117.28	110.70
1	CA	201	C	N3-C4-C5	5.49	124.09	121.90
1	CA	427	U	C5-C6-N1	-5.49	119.96	122.70
1	CA	1843	C	O5'-P-OP1	5.49	117.28	110.70
1	AA	2470	G	N7-C8-N9	-5.48	110.36	113.10
1	AA	2522	C	C4-C5-C6	5.48	120.14	117.40
1	AA	1524	A	O5'-P-OP2	-5.48	100.77	105.70
1	AA	1924	C	C2-N3-C4	-5.48	117.16	119.90
1	CA	647	G	C5-C6-O6	-5.48	125.31	128.60
1	AA	1314	A	C6-N1-C2	5.48	121.89	118.60
1	AA	2393	C	C2-N3-C4	-5.48	117.16	119.90
1	AA	2723	A	N1-C6-N6	-5.48	115.31	118.60
1	AA	2737	C	C5-C4-N4	-5.48	116.36	120.20
1	CA	1370	C	C2-N1-C1'	5.48	124.83	118.80
1	CA	1492	G	N7-C8-N9	5.48	115.84	113.10
1	CA	1944	U	O4'-C1'-N1	5.48	112.58	108.20
34	DA	557	G	N1-C2-N2	-5.48	111.27	116.20
1	AA	897	C	O5'-P-OP2	-5.48	100.77	105.70
1	AA	2408	G	N1-C6-O6	-5.48	116.61	119.90
1	AA	426	G	C4-C5-N7	-5.48	108.61	110.80
1	AA	1350	C	C5-C6-N1	5.48	123.74	121.00
1	AA	2088	C	C4-C5-C6	5.48	120.14	117.40
1	AA	2550	C	N3-C4-C5	5.48	124.09	121.90
1	CA	691	C	C6-N1-C2	5.48	122.49	120.30
1	CA	2442	C	N3-C2-O2	-5.48	118.07	121.90
1	CA	2721	A	O5'-P-OP1	-5.48	100.77	105.70
34	DA	818	G	OP2-P-O3'	5.48	117.25	105.20
34	DA	1431	C	C6-N1-C2	-5.48	118.11	120.30
1	AA	1001	G	C4-C5-C6	5.48	122.08	118.80
1	AA	1383	G	C5-C6-O6	-5.48	125.31	128.60
1	AA	22	C	C5-C6-N1	-5.47	118.26	121.00
1	AA	176	G	N1-C6-O6	5.47	123.19	119.90
1	AA	852	G	N7-C8-N9	5.47	115.84	113.10
1	AA	1485	A	OP1-P-O3'	5.47	117.24	105.20
1	AA	1636	U	O5'-P-OP1	-5.47	100.77	105.70

Continued on next page...

Continued from previous page...

Mol	Chain	Res	Type	Atoms	Z	Observed(°)	Ideal(°)
1	AA	1828	C	C5-C6-N1	-5.47	118.26	121.00
1	AA	2458	G	N7-C8-N9	5.47	115.84	113.10
1	AA	2525	G	N9-C4-C5	-5.47	103.21	105.40
34	BA	1522	U	OP1-P-OP2	5.47	127.81	119.60
1	AA	199	C	OP2-P-O3'	5.47	117.24	105.20
1	AA	1786	A	N9-C4-C5	5.47	107.99	105.80
2	AB	84	C	OP1-P-O3'	-5.47	93.16	105.20
8	AH	3	ARG	N-CA-C	5.47	125.78	111.00
34	BA	819	A	C8-N9-C4	5.47	107.99	105.80
17	CT	103	ARG	NE-CZ-NH1	-5.47	117.56	120.30
1	AA	1370	G	O5'-P-OP2	5.47	117.27	110.70
1	AA	2084	A	N1-C6-N6	5.47	121.88	118.60
1	CA	182	A	C4-C5-N7	5.47	113.44	110.70
1	AA	1261	G	N1-C6-O6	-5.47	116.62	119.90
1	AA	2844	G	C8-N9-C4	5.47	108.59	106.40
1	CA	669	G	O4'-C1'-N9	-5.47	103.82	108.20
1	CA	1263	U	OP2-P-O3'	5.47	117.23	105.20
1	CA	1773	A	N1-C6-N6	5.47	121.88	118.60
1	AA	1177	G	N1-C6-O6	-5.47	116.62	119.90
1	AA	2591	C	C2-N3-C4	-5.47	117.17	119.90
34	DA	882	C	C6-N1-C2	-5.47	118.11	120.30
1	AA	19	C	N3-C4-C5	5.47	124.09	121.90
1	AA	38	A	C4-C5-C6	-5.47	114.27	117.00
1	AA	420	C	N3-C4-C5	5.47	124.09	121.90
1	AA	960	C	OP1-P-O3'	5.47	117.23	105.20
1	AA	1626	A	N1-C6-N6	5.47	121.88	118.60
1	AA	1670	G	C2-N3-C4	-5.47	109.17	111.90
1	AA	2544	G	C6-N1-C2	-5.47	121.82	125.10
1	AA	2570	C	OP2-P-O3'	5.47	117.22	105.20
1	CA	203	C	N3-C2-O2	5.47	125.73	121.90
1	CA	987	G	C6-C5-N7	5.47	133.68	130.40
1	AA	139	A	C6-C5-N7	-5.46	128.47	132.30
1	AA	203	G	O4'-C1'-N9	5.46	112.57	108.20
1	AA	986	A	C2-N3-C4	-5.46	107.87	110.60
1	AA	2299	A	C6-N1-C2	5.46	121.88	118.60
1	AA	2616	U	C5-C6-N1	-5.46	119.97	122.70
1	CA	1701	A	OP1-P-OP2	-5.46	111.40	119.60
1	AA	1334	U	O5'-P-OP1	-5.46	100.78	105.70
1	AA	120	G	N3-C4-C5	-5.46	125.87	128.60
1	AA	851	A	OP2-P-O3'	5.46	117.22	105.20
1	AA	885	C	C2-N3-C4	-5.46	117.17	119.90
1	AA	1425	A	O4'-C1'-N9	-5.46	103.83	108.20

Continued on next page...

Continued from previous page...

Mol	Chain	Res	Type	Atoms	Z	Observed(°)	Ideal(°)
1	AA	2028	C	C2-N1-C1'	5.46	124.81	118.80
34	BA	1113	C	C2-N1-C1'	5.46	124.81	118.80
2	CB	116	G	N9-C4-C5	-5.46	103.22	105.40
1	AA	778	C	C5-C6-N1	-5.46	118.27	121.00
1	AA	662	A	C8-N9-C4	5.46	107.98	105.80
1	AA	1984	C	C5-C6-N1	5.46	123.73	121.00
34	BA	321	A	N7-C8-N9	-5.46	111.07	113.80
1	CA	757	U	C5-C6-N1	-5.46	119.97	122.70
1	CA	1345	C	N1-C2-O2	-5.46	115.62	118.90
4	CD	52	ARG	NE-CZ-NH2	5.46	123.03	120.30
1	AA	437	G	N3-C4-N9	5.46	129.27	126.00
1	AA	1718	U	N1-C2-N3	-5.46	111.63	114.90
1	AA	1950	A	N9-C4-C5	-5.46	103.62	105.80
1	CA	2699	C	C6-N1-C2	5.46	122.48	120.30
1	AA	174	U	OP2-P-O3'	5.45	117.20	105.20
1	AA	1373	C	OP2-P-O3'	5.45	117.20	105.20
1	AA	1862	G	OP1-P-O3'	-5.45	93.20	105.20
34	BA	1507	A	C2-N3-C4	-5.45	107.87	110.60
1	CA	497	A	O5'-P-OP2	-5.45	100.79	105.70
1	CA	1370	C	N3-C4-N4	5.45	121.82	118.00
1	AA	1059	C	C5-C6-N1	-5.45	118.27	121.00
1	CA	1908	C	OP2-P-O3'	5.45	117.19	105.20
1	AA	354	A	C4-C5-N7	5.45	113.42	110.70
1	AA	1188	A	C8-N9-C1'	5.45	137.51	127.70
1	AA	1395	A	N1-C6-N6	5.45	121.87	118.60
1	AA	1700	G	OP1-P-O3'	5.45	117.19	105.20
1	AA	2339	A	C8-N9-C4	5.45	107.98	105.80
1	AA	2736	C	N3-C2-O2	-5.45	118.08	121.90
34	BA	1488	G	OP2-P-O3'	5.45	117.19	105.20
1	CA	571	A	OP1-P-OP2	-5.45	111.42	119.60
1	CA	790	C	N3-C4-C5	5.45	124.08	121.90
1	CA	1373	A	C2-N3-C4	-5.45	107.88	110.60
1	AA	800	C	C6-N1-C2	5.45	122.48	120.30
1	AA	1235	G	N3-C4-C5	-5.45	125.88	128.60
1	AA	1375	U	C2-N3-C4	-5.45	123.73	127.00
1	AA	2384	G	OP1-P-OP2	5.45	127.77	119.60
1	CA	2061	G	C5-N7-C8	-5.45	101.58	104.30
1	CA	2509	G	N1-C2-N3	5.45	127.17	123.90
1	AA	82	G	N3-C4-C5	5.45	131.32	128.60
1	AA	1544	C	C6-N1-C2	5.45	122.48	120.30
1	AA	1926	G	OP2-P-O3'	5.45	117.18	105.20
1	CA	804	A	C2-N3-C4	-5.45	107.88	110.60

Continued on next page...

Continued from previous page...

Mol	Chain	Res	Type	Atoms	Z	Observed(°)	Ideal(°)
1	AA	86	C	C2-N3-C4	-5.45	117.18	119.90
1	AA	1028	C	C6-N1-C2	5.45	122.48	120.30
1	AA	2621	U	N3-C2-O2	5.45	126.01	122.20
1	AA	2764	G	C6-C5-N7	-5.45	127.13	130.40
1	CA	96	G	O5'-P-OP2	-5.45	100.80	105.70
1	CA	2080	G	C8-N9-C4	5.45	108.58	106.40
1	AA	2642	G	C6-C5-N7	-5.44	127.13	130.40
1	AA	50	G	N3-C2-N2	-5.44	116.09	119.90
1	AA	1170	C	C6-N1-C1'	-5.44	114.27	120.80
1	AA	2481	A	O5'-P-OP1	-5.44	100.80	105.70
1	AA	2791	A	N9-C4-C5	5.44	107.98	105.80
1	CA	777	A	O5'-P-OP2	-5.44	100.80	105.70
1	CA	786	C	C5-C4-N4	5.44	124.01	120.20
1	CA	2037	G	C8-N9-C4	-5.44	104.22	106.40
1	CA	2856	C	C6-N1-C2	-5.44	118.12	120.30
34	DA	766	A	N1-C6-N6	5.44	121.86	118.60
34	DA	777	A	O5'-P-OP2	-5.44	100.80	105.70
1	AA	225	C	C6-N1-C2	5.44	122.48	120.30
1	AA	358	C	C6-N1-C2	5.44	122.48	120.30
1	AA	642	G	C5-N7-C8	5.44	107.02	104.30
1	AA	1798	C	C4-C5-C6	5.44	120.12	117.40
1	AA	2635	G	C8-N9-C4	-5.44	104.22	106.40
1	AA	2877	G	OP1-P-O3'	5.44	117.17	105.20
1	CA	305	U	N3-C4-O4	5.44	123.21	119.40
1	CA	1340	U	C5-C6-N1	-5.44	119.98	122.70
1	CA	2062	A	C2-N3-C4	-5.44	107.88	110.60
1	CA	2257	U	N1-C2-N3	-5.44	111.64	114.90
1	AA	61	C	OP2-P-O3'	5.44	117.17	105.20
1	AA	1265	A	N9-C4-C5	5.44	107.98	105.80
1	AA	2703	C	OP1-P-OP2	-5.44	111.44	119.60
1	CA	178	G	N9-C1'-C2'	-5.44	106.02	112.00
7	AG	19	LEU	CA-CB-CG	5.44	127.81	115.30
34	BA	827	U	N1-C2-O2	5.44	126.61	122.80
1	CA	1027	A	N1-C6-N6	-5.44	115.34	118.60
1	CA	2200	C	C5-C6-N1	5.44	123.72	121.00
1	CA	2513	G	C8-N9-C4	5.44	108.58	106.40
1	AA	214	A	O5'-P-OP1	5.44	117.22	110.70
1	AA	1740	U	N3-C4-O4	5.44	123.20	119.40
34	BA	124	G	N1-C6-O6	-5.44	116.64	119.90
1	CA	679	C	N1-C2-O2	-5.44	115.64	118.90
1	CA	2222	G	N1-C6-O6	-5.44	116.64	119.90
1	AA	1423	G	N3-C2-N2	5.43	123.70	119.90

Continued on next page...

Continued from previous page...

Mol	Chain	Res	Type	Atoms	Z	Observed(°)	Ideal(°)
1	CA	1837	C	O5'-P-OP1	-5.43	100.81	105.70
34	DA	266	G	N7-C8-N9	5.43	115.82	113.10
1	AA	365	G	C8-N9-C4	-5.43	104.23	106.40
1	AA	471	C	N3-C4-C5	-5.43	119.73	121.90
1	AA	785	G	N3-C4-N9	5.43	129.26	126.00
1	AA	1601	A	O5'-P-OP2	-5.43	100.81	105.70
1	AA	1716	A	C6-N1-C2	-5.43	115.34	118.60
1	AA	2077	C	C4-C5-C6	5.43	120.12	117.40
1	CA	815	C	N3-C4-C5	5.43	124.07	121.90
1	CA	1047	G	N3-C4-N9	5.43	129.26	126.00
1	CA	2030	A	N1-C2-N3	5.43	132.02	129.30
1	AA	222	A	OP1-P-OP2	5.43	127.75	119.60
1	AA	247	G	C8-N9-C4	-5.43	104.23	106.40
1	AA	1060	U	N3-C4-O4	-5.43	115.60	119.40
4	AD	155	LEU	CA-CB-CG	5.43	127.79	115.30
1	AA	1708	G	N7-C8-N9	-5.43	110.39	113.10
1	AA	2234	G	C8-N9-C4	-5.43	104.23	106.40
1	CA	192	C	OP1-P-OP2	5.43	127.75	119.60
1	CA	205	G	N9-C4-C5	-5.43	103.23	105.40
1	CA	1895	C	C5-C6-N1	5.43	123.72	121.00
1	AA	71	U	C6-N1-C1'	5.43	128.80	121.20
1	AA	152	G	N1-C6-O6	5.43	123.16	119.90
1	AA	333	G	N1-C6-O6	-5.43	116.64	119.90
1	AA	752	A	OP2-P-O3'	5.43	117.14	105.20
1	AA	896	A	C5-C6-N1	-5.43	114.99	117.70
1	AA	1283	A	O4'-C1'-N9	-5.43	103.86	108.20
34	BA	1429	C	N1-C2-O2	5.43	122.16	118.90
1	AA	2467	G	N1-C2-N3	5.43	127.16	123.90
1	AA	2718	G	C5-C6-O6	5.43	131.86	128.60
1	CA	2557	G	N1-C2-N2	-5.43	111.31	116.20
1	AA	40	C	N1-C2-N3	5.42	123.00	119.20
1	AA	2074	G	C4-C5-N7	-5.42	108.63	110.80
56	BW	75	C	N1-C2-O2	-5.42	115.65	118.90
1	AA	2611	G	N3-C4-N9	-5.42	122.75	126.00
1	AA	738	C	OP1-P-O3'	5.42	117.13	105.20
1	AA	2025	G	C5-C6-N1	5.42	114.21	111.50
1	AA	2084	A	O5'-P-OP2	-5.42	100.82	105.70
1	AA	2418	U	O5'-P-OP2	5.42	117.21	110.70
1	CA	1306	C	N3-C2-O2	5.42	125.69	121.90
1	CA	1779	U	O5'-P-OP1	-5.42	100.82	105.70
34	DA	134	A	N1-C6-N6	5.42	121.85	118.60
1	AA	1214	G	N3-C4-N9	5.42	129.25	126.00

Continued on next page...

Continued from previous page...

Mol	Chain	Res	Type	Atoms	Z	Observed(°)	Ideal(°)
1	AA	1345	G	N9-C4-C5	5.42	107.57	105.40
1	AA	1395	A	C5-C6-N6	-5.42	119.36	123.70
1	AA	2257	U	OP1-P-OP2	5.42	127.73	119.60
34	DA	266	G	C5-N7-C8	-5.42	101.59	104.30
1	AA	32	C	C5-C4-N4	5.42	123.99	120.20
1	AA	1020	C	O5'-P-OP1	-5.42	100.82	105.70
1	AA	1415	G	C5-N7-C8	5.42	107.01	104.30
1	AA	2518	U	C5-C4-O4	5.42	129.15	125.90
1	CA	647	G	N3-C4-N9	5.42	129.25	126.00
1	CA	1564	C	O5'-P-OP2	-5.42	100.82	105.70
1	CA	1809	A	N1-C6-N6	5.42	121.85	118.60
1	AA	2583	C	C2-N3-C4	-5.42	117.19	119.90
1	AA	2848	G	N3-C2-N2	-5.42	116.11	119.90
34	BA	52	G	C6-C5-N7	-5.42	127.15	130.40
34	BA	266	G	P-O3'-C3'	5.42	126.20	119.70
34	BA	1519	A	C4-C5-N7	-5.42	107.99	110.70
1	CA	804	A	C8-N9-C4	5.42	107.97	105.80
1	CA	2539	C	C2-N3-C4	-5.42	117.19	119.90
1	AA	32	C	OP2-P-O3'	5.42	117.11	105.20
1	AA	1064	C	N1-C2-N3	5.42	122.99	119.20
1	AA	2002	G	C5-N7-C8	5.42	107.01	104.30
34	BA	123	C	C2-N3-C4	-5.42	117.19	119.90
1	CA	1133	U	C2-N1-C1'	-5.42	111.20	117.70
1	AA	715	G	C4-C5-N7	5.41	112.97	110.80
2	AB	82	G	OP2-P-O3'	5.41	117.11	105.20
1	AA	360	C	C4-C5-C6	5.41	120.11	117.40
1	AA	1240	G	C2-N3-C4	5.41	114.61	111.90
1	AA	588	C	C2-N1-C1'	5.41	124.75	118.80
1	AA	1780	A	C2-N3-C4	-5.41	107.89	110.60
1	AA	2731	G	N1-C6-O6	5.41	123.15	119.90
1	AA	2830	A	C6-N1-C2	-5.41	115.35	118.60
34	BA	20	U	C5-C4-O4	-5.41	122.65	125.90
1	CA	570	G	C8-N9-C4	-5.41	104.24	106.40
1	CA	1256	G	C4-C5-N7	5.41	112.96	110.80
1	AA	556	C	N3-C4-N4	-5.41	114.21	118.00
1	AA	901	G	C5-C6-N1	-5.41	108.80	111.50
1	AA	1024	G	C6-C5-N7	5.41	133.65	130.40
1	AA	1685	C	C6-N1-C2	5.41	122.46	120.30
1	AA	2104	A	N3-C4-C5	5.41	130.59	126.80
1	AA	2609	G	OP2-P-O3'	5.41	117.10	105.20
34	BA	757	U	N1-C2-O2	-5.41	119.01	122.80
1	CA	943	U	N3-C4-C5	-5.41	111.36	114.60

Continued on next page...

Continued from previous page...

Mol	Chain	Res	Type	Atoms	Z	Observed(°)	Ideal(°)
34	DA	557	G	N3-C4-N9	5.41	129.25	126.00
1	AA	318	A	C5-N7-C8	5.41	106.60	103.90
1	AA	1676	G	N1-C6-O6	-5.41	116.66	119.90
1	CA	588	U	N3-C2-O2	-5.41	118.42	122.20
1	AA	540	A	O4'-C1'-N9	5.41	112.52	108.20
1	AA	610	C	N3-C2-O2	-5.41	118.12	121.90
1	AA	2081	A	OP2-P-O3'	5.41	117.09	105.20
1	AA	2407	C	C5-C4-N4	-5.41	116.42	120.20
1	CA	2555	U	N3-C2-O2	-5.41	118.42	122.20
1	CA	2573	C	N3-C4-C5	-5.41	119.74	121.90
1	AA	625	G	C8-N9-C4	5.40	108.56	106.40
1	AA	1478	C	C5-C4-N4	-5.40	116.42	120.20
1	AA	2249	G	C2-N3-C4	5.40	114.60	111.90
2	CB	74	U	C2-N1-C1'	-5.40	111.22	117.70
1	AA	1822	A	O5'-P-OP1	-5.40	100.84	105.70
1	AA	2563	C	C6-N1-C2	5.40	122.46	120.30
34	BA	610	G	C6-C5-N7	-5.40	127.16	130.40
34	BA	890	G	O4'-C1'-N9	5.40	112.52	108.20
1	CA	737	C	C4-C5-C6	5.40	120.10	117.40
1	AA	50	G	N7-C8-N9	5.40	115.80	113.10
1	AA	148	C	N1-C2-O2	5.40	122.14	118.90
1	AA	586	G	C5-C6-O6	-5.40	125.36	128.60
1	AA	1017	G	C6-N1-C2	-5.40	121.86	125.10
1	AA	1283	A	N1-C6-N6	5.40	121.84	118.60
1	AA	1301	U	C4-C5-C6	-5.40	116.46	119.70
1	CA	784	A	O4'-C1'-N9	5.40	112.52	108.20
1	CA	859	G	N3-C4-C5	5.40	131.30	128.60
1	CA	1142(A)	A	N1-C6-N6	5.40	121.84	118.60
1	CA	1707	G	N1-C6-O6	5.40	123.14	119.90
1	CA	2016	U	C5-C6-N1	5.40	125.40	122.70
34	DA	618	C	C6-N1-C2	-5.40	118.14	120.30
1	AA	749	G	N3-C4-N9	5.40	129.24	126.00
1	CA	1021	A	N7-C8-N9	5.40	116.50	113.80
1	AA	2467	G	N3-C2-N2	5.40	123.68	119.90
34	BA	354	G	C6-C5-N7	-5.40	127.16	130.40
34	DA	357	G	OP1-P-OP2	-5.40	111.50	119.60
1	AA	905	U	O5'-P-OP2	-5.40	100.84	105.70
1	AA	1615	G	OP1-P-OP2	-5.40	111.51	119.60
1	AA	2014	G	C2'-C3'-O3'	5.40	122.33	113.70
1	AA	2891	C	C6-N1-C2	-5.40	118.14	120.30
1	CA	48	G	C4-C5-N7	-5.40	108.64	110.80
1	CA	788	A	N3-C4-C5	-5.40	123.02	126.80

Continued on next page...

Continued from previous page...

Mol	Chain	Res	Type	Atoms	Z	Observed(°)	Ideal(°)
1	CA	2495	G	O5'-P-OP1	5.40	117.17	110.70
1	AA	441	C	C5-C6-N1	-5.39	118.30	121.00
1	AA	2053	A	C5-C6-N1	5.39	120.40	117.70
1	AA	119	G	C5-C6-O6	-5.39	125.36	128.60
1	AA	622	G	C2-N3-C4	-5.39	109.20	111.90
1	AA	853	C	N1-C2-N3	-5.39	115.43	119.20
1	AA	1375	U	N1-C2-N3	5.39	118.14	114.90
1	AA	2258	G	N7-C8-N9	-5.39	110.40	113.10
1	AA	2406	C	C5-C6-N1	5.39	123.70	121.00
34	BA	36	C	C6-N1-C2	-5.39	118.14	120.30
1	AA	88	G	N1-C2-N2	5.39	121.05	116.20
1	AA	174	U	C4-C5-C6	5.39	122.94	119.70
1	AA	424	G	N1-C6-O6	-5.39	116.67	119.90
1	AA	471	C	OP1-P-O3'	5.39	117.06	105.20
1	AA	1282	G	N7-C8-N9	-5.39	110.40	113.10
1	CA	2013	A	C2-N3-C4	-5.39	107.90	110.60
1	AA	198	C	N1-C2-O2	5.39	122.13	118.90
1	AA	640	A	N1-C6-N6	5.39	121.83	118.60
1	AA	1599	G	C5-C6-O6	-5.39	125.37	128.60
1	AA	1807	G	C5-C6-O6	-5.39	125.37	128.60
34	BA	619	U	C2-N1-C1'	-5.39	111.23	117.70
1	CA	1954	G	C5-C6-O6	-5.39	125.37	128.60
34	DA	783	C	N1-C2-O2	-5.39	115.67	118.90
1	AA	68	C	C2-N3-C4	-5.39	117.21	119.90
1	AA	541	C	N1-C2-O2	-5.39	115.67	118.90
1	AA	1435	G	C4-C5-N7	-5.39	108.64	110.80
34	BA	366	C	O5'-P-OP2	-5.39	100.85	105.70
1	CA	1127	A	N1-C2-N3	-5.39	126.61	129.30
1	AA	484	G	C5-N7-C8	-5.39	101.61	104.30
1	AA	1978	U	N3-C4-C5	5.39	117.83	114.60
1	AA	2610	A	C5-C6-N1	5.39	120.39	117.70
20	AW	41	LYS	CD-CE-NZ	5.39	124.09	111.70
34	DA	692	U	N3-C4-O4	5.39	123.17	119.40
1	AA	167	G	OP2-P-O3'	5.38	117.05	105.20
1	AA	546	G	C4-C5-N7	-5.38	108.65	110.80
1	AA	772	G	C8-N9-C4	5.38	108.55	106.40
1	AA	1858	C	N3-C4-C5	-5.38	119.75	121.90
1	AA	2312	G	N3-C4-N9	-5.38	122.77	126.00
1	CA	141	A	O4'-C1'-N9	5.38	112.51	108.20
1	CA	1953	A	O5'-P-OP2	5.38	117.16	110.70
1	CA	2763	G	C5-C6-O6	5.38	131.83	128.60
1	AA	1026	A	N7-C8-N9	-5.38	111.11	113.80

Continued on next page...

Continued from previous page...

Mol	Chain	Res	Type	Atoms	Z	Observed(°)	Ideal(°)
1	AA	2455	C	C6-N1-C2	-5.38	118.15	120.30
34	BA	228	A	N9-C4-C5	-5.38	103.65	105.80
1	AA	987	G	C5-C6-O6	5.38	131.83	128.60
1	AA	2114	U	N3-C4-C5	5.38	117.83	114.60
34	BA	28	G	C8-N9-C4	-5.38	104.25	106.40
34	BA	328	C	O4'-C1'-N1	5.38	112.50	108.20
34	BA	532	A	C8-N9-C4	5.38	107.95	105.80
34	BA	662	G	OP1-P-O3'	5.38	117.04	105.20
34	BA	790	A	N7-C8-N9	-5.38	111.11	113.80
1	CA	1289	C	C6-N1-C2	-5.38	118.15	120.30
1	AA	2726	A	OP2-P-O3'	5.38	117.03	105.20
1	CA	762	U	N1-C2-O2	5.38	126.57	122.80
1	CA	2036	C	N3-C2-O2	5.38	125.67	121.90
1	AA	482	C	N3-C2-O2	5.38	125.67	121.90
1	AA	2440	G	OP2-P-O3'	5.38	117.03	105.20
1	CA	775	G	C5-C6-O6	-5.38	125.37	128.60
1	AA	835	A	OP1-P-OP2	-5.38	111.54	119.60
1	AA	840	A	C6-C5-N7	-5.38	128.54	132.30
1	AA	1350	C	C2-N3-C4	5.38	122.59	119.90
1	CA	106	C	N3-C4-N4	5.38	121.76	118.00
1	AA	741	U	O5'-P-OP1	5.38	117.15	110.70
1	AA	2636	G	C5-C6-N1	5.38	114.19	111.50
37	DD	19	LEU	CA-CB-CG	5.38	127.66	115.30
1	AA	318	A	OP2-P-O3'	5.37	117.02	105.20
1	AA	2482	G	N3-C4-C5	5.37	131.29	128.60
1	AA	2719	G	C4-C5-N7	5.37	112.95	110.80
1	AA	2776	G	C6-C5-N7	-5.37	127.18	130.40
1	CA	1252	G	C4-N9-C1'	-5.37	119.51	126.50
1	AA	123	G	N1-C6-O6	5.37	123.12	119.90
1	AA	1548	C	N1-C2-N3	5.37	122.96	119.20
1	AA	2256	U	C5-C4-O4	5.37	129.12	125.90
34	BA	128	G	N1-C6-O6	5.37	123.12	119.90
1	CA	244	A	C2-N3-C4	-5.37	107.92	110.60
1	CA	2356	C	C5-C6-N1	-5.37	118.31	121.00
1	CA	2778	A	O5'-P-OP1	5.37	117.14	110.70
34	BA	1508	G	C5-C6-N1	-5.37	108.81	111.50
1	CA	400	G	N1-C2-N2	5.37	121.03	116.20
34	DA	768	A	C8-N9-C4	5.37	107.95	105.80
1	AA	705	C	O5'-P-OP2	-5.37	100.87	105.70
1	AA	1443	U	N1-C2-N3	5.37	118.12	114.90
1	AA	1525	G	N3-C2-N2	5.37	123.66	119.90
1	AA	2468	C	C5-C6-N1	5.37	123.69	121.00

Continued on next page...

Continued from previous page...

Mol	Chain	Res	Type	Atoms	Z	Observed(°)	Ideal(°)
1	AA	2544	G	OP1-P-OP2	5.37	127.65	119.60
2	AB	83	G	C2-N3-C4	-5.37	109.22	111.90
34	BA	34	C	C5-C4-N4	-5.37	116.44	120.20
1	CA	1023	U	N3-C4-O4	-5.37	115.64	119.40
1	CA	2016	U	C6-N1-C2	-5.37	117.78	121.00
1	AA	934	A	O4'-C1'-N9	5.37	112.49	108.20
1	AA	2582	G	C2-N3-C4	5.37	114.58	111.90
1	AA	2879	G	C8-N9-C4	-5.37	104.25	106.40
1	CA	986	C	N3-C2-O2	-5.37	118.14	121.90
1	CA	1967	C	O5'-P-OP2	-5.37	100.87	105.70
1	AA	30	G	N9-C4-C5	-5.37	103.25	105.40
1	AA	554	A	C6-C5-N7	-5.37	128.54	132.30
1	AA	1497	G	C8-N9-C4	-5.37	104.25	106.40
1	AA	1823	G	C5-N7-C8	5.37	106.98	104.30
34	BA	580	U	O5'-P-OP1	-5.37	100.87	105.70
34	BA	1529	G	N7-C8-N9	5.37	115.78	113.10
1	CA	361	G	N1-C6-O6	5.37	123.12	119.90
1	CA	1670	C	C6-N1-C2	-5.37	118.15	120.30
34	DA	125	U	C6-N1-C2	-5.37	117.78	121.00
34	DA	874	G	N1-C2-N2	-5.37	111.37	116.20
1	AA	1682	G	N3-C4-N9	5.36	129.22	126.00
1	AA	2229	A	O4'-C1'-N9	5.36	112.49	108.20
1	CA	1894	C	C6-N1-C2	-5.36	118.15	120.30
1	CA	2265	U	O5'-P-OP1	-5.36	100.87	105.70
1	CA	2542	A	N1-C6-N6	-5.36	115.38	118.60
1	AA	20	C	C5-C6-N1	-5.36	118.32	121.00
1	AA	400	U	OP1-P-OP2	-5.36	111.56	119.60
1	AA	2417	G	N1-C6-O6	5.36	123.12	119.90
34	BA	748	C	P-O3'-C3'	5.36	126.13	119.70
1	CA	1129	A	N7-C8-N9	5.36	116.48	113.80
1	CA	1226	A	N1-C6-N6	-5.36	115.38	118.60
1	CA	2375	G	C4-N9-C1'	-5.36	119.53	126.50
2	CB	77	U	N3-C2-O2	-5.36	118.45	122.20
1	AA	609	A	C6-N1-C2	5.36	121.82	118.60
1	AA	662	A	C5-C6-N6	-5.36	119.41	123.70
1	AA	1721	G	N7-C8-N9	5.36	115.78	113.10
2	AB	71	C	N3-C4-C5	5.36	124.04	121.90
1	CA	2062	A	C6-C5-N7	-5.36	128.55	132.30
1	CA	2567	G	N3-C2-N2	5.36	123.65	119.90
34	DA	63	C	C6-N1-C2	-5.36	118.16	120.30
1	AA	203	G	C5-C6-O6	-5.36	125.39	128.60
1	AA	977	G	N1-C6-O6	-5.36	116.69	119.90

Continued on next page...

Continued from previous page...

Mol	Chain	Res	Type	Atoms	Z	Observed(°)	Ideal(°)
1	CA	928	G	C5-C6-O6	-5.36	125.39	128.60
34	DA	905	U	O5'-P-OP2	5.36	117.13	110.70
1	AA	167	G	N7-C8-N9	-5.36	110.42	113.10
1	AA	421	A	N3-C4-C5	5.36	130.55	126.80
1	AA	2336	C	N3-C4-N4	5.36	121.75	118.00
34	BA	665	A	C8-N9-C4	5.36	107.94	105.80
1	CA	521	G	N1-C6-O6	-5.36	116.69	119.90
1	CA	569	U	N3-C4-C5	5.36	117.81	114.60
1	CA	912	C	C2-N1-C1'	5.36	124.69	118.80
1	CA	1673	U	C2-N3-C4	-5.36	123.79	127.00
1	CA	2429	G	OP1-P-OP2	-5.36	111.57	119.60
34	DA	673	G	C4-C5-N7	-5.36	108.66	110.80
1	AA	1790	A	C4-N9-C1'	5.35	135.94	126.30
1	AA	2077	C	OP1-P-O3'	5.35	116.98	105.20
34	BA	107	G	C5-C6-O6	-5.35	125.39	128.60
1	CA	1129	A	O4'-C1'-N9	5.35	112.48	108.20
1	CA	1186	G	C6-C5-N7	-5.35	127.19	130.40
1	AA	489	G	C5-C6-O6	5.35	131.81	128.60
1	AA	847	A	N9-C4-C5	5.35	107.94	105.80
1	AA	2419	G	C5-C6-O6	-5.35	125.39	128.60
34	BA	1332	A	C8-N9-C4	-5.35	103.66	105.80
1	CA	751	A	N1-C6-N6	5.35	121.81	118.60
1	CA	1573	G	N7-C8-N9	-5.35	110.42	113.10
1	CA	2537	U	C5-C4-O4	5.35	129.11	125.90
1	AA	558	G	N1-C6-O6	-5.35	116.69	119.90
1	AA	775	G	C8-N9-C4	-5.35	104.26	106.40
1	AA	1665	G	C2-N3-C4	5.35	114.58	111.90
1	AA	1709	C	C5-C4-N4	-5.35	116.45	120.20
1	AA	1936	C	C6-N1-C2	-5.35	118.16	120.30
1	CA	382	G	C5-C6-O6	-5.35	125.39	128.60
1	CA	2598	A	N1-C6-N6	5.35	121.81	118.60
1	CA	2708	G	N1-C2-N2	-5.35	111.38	116.20
1	AA	228	U	C5-C6-N1	-5.35	120.03	122.70
1	CA	2043	C	N3-C2-O2	-5.35	118.16	121.90
1	CA	2712(A)	A	O5'-P-OP1	-5.35	100.89	105.70
1	AA	604	C	N3-C2-O2	5.35	125.64	121.90
1	AA	1306	G	C2-N3-C4	-5.35	109.23	111.90
1	AA	2494	G	C6-N1-C2	-5.35	121.89	125.10
1	CA	305	U	C5-C6-N1	5.35	125.37	122.70
1	CA	390	A	C6-N1-C2	5.35	121.81	118.60
1	CA	1263	U	N1-C2-N3	5.35	118.11	114.90
1	CA	2286	A	C8-N9-C4	-5.35	103.66	105.80

Continued on next page...

Continued from previous page...

Mol	Chain	Res	Type	Atoms	Z	Observed(°)	Ideal(°)
1	AA	1829	U	N3-C4-O4	-5.35	115.66	119.40
1	AA	2073	A	O5'-P-OP1	5.35	117.11	110.70
56	BW	49	C	C6-N1-C2	-5.35	118.16	120.30
1	CA	525	U	N3-C4-O4	-5.35	115.66	119.40
1	CA	1368	G	N9-C4-C5	5.35	107.54	105.40
1	AA	120	G	N1-C2-N3	5.34	127.11	123.90
1	AA	1451	U	O5'-P-OP2	-5.34	100.89	105.70
1	CA	848	G	C8-N9-C1'	-5.34	120.05	127.00
1	CA	1660	C	N1-C2-N3	5.34	122.94	119.20
1	CA	2380	C	C5-C4-N4	-5.34	116.46	120.20
1	CA	2531	A	C2-N3-C4	-5.34	107.93	110.60
1	CA	2586	C	N3-C4-C5	5.34	124.04	121.90
2	AB	49	C	N3-C2-O2	5.34	125.64	121.90
34	BA	771	G	N3-C2-N2	-5.34	116.16	119.90
1	CA	304	G	N9-C4-C5	-5.34	103.26	105.40
1	CA	549	G	N1-C6-O6	5.34	123.11	119.90
1	CA	2578	G	O5'-P-OP2	5.34	117.11	110.70
1	AA	1834	A	N1-C2-N3	5.34	131.97	129.30
1	AA	2310	A	N9-C4-C5	-5.34	103.66	105.80
1	CA	331	A	OP1-P-OP2	5.34	127.61	119.60
1	CA	2819	G	N1-C2-N2	-5.34	111.39	116.20
1	CA	2870	C	OP2-P-O3'	5.34	116.95	105.20
1	AA	353	G	C5-C6-O6	-5.34	125.40	128.60
1	AA	542	C	C6-N1-C1'	-5.34	114.39	120.80
1	AA	588	C	OP1-P-OP2	-5.34	111.59	119.60
1	AA	1192	C	N3-C4-C5	-5.34	119.76	121.90
1	AA	1722	C	C6-N1-C1'	5.34	127.21	120.80
1	AA	2654	G	C2-N3-C4	-5.34	109.23	111.90
2	AB	75	G	N3-C4-N9	5.34	129.20	126.00
30	A6	34	LEU	CA-CB-CG	5.34	127.58	115.30
34	BA	897	C	C6-N1-C2	5.34	122.44	120.30
1	CA	492	A	O5'-P-OP2	-5.34	100.89	105.70
1	CA	1000	A	N9-C4-C5	-5.34	103.66	105.80
1	CA	1022	G	N1-C6-O6	5.34	123.10	119.90
1	AA	1237	G	N1-C6-O6	-5.34	116.70	119.90
34	BA	45	U	OP2-P-O3'	5.34	116.94	105.20
1	AA	238	C	C5-C6-N1	-5.34	118.33	121.00
1	AA	727	G	C4-C5-C6	5.34	122.00	118.80
1	AA	1678	A	C5-C6-N6	5.34	127.97	123.70
1	AA	2888	U	N1-C2-N3	5.34	118.10	114.90
1	CA	414	C	C5-C6-N1	-5.34	118.33	121.00
1	CA	1145	C	O5'-P-OP2	5.34	117.10	110.70

Continued on next page...

Continued from previous page...

Mol	Chain	Res	Type	Atoms	Z	Observed(°)	Ideal(°)
1	AA	1714	G	OP2-P-O3'	5.33	116.94	105.20
1	AA	1957	G	OP1-P-O3'	5.33	116.94	105.20
34	BA	284	G	C5-C6-O6	5.33	131.80	128.60
34	BA	509	A	C2'-C3'-O3'	5.33	122.24	113.70
1	AA	56	C	C4-C5-C6	5.33	120.07	117.40
1	AA	59	G	N1-C6-O6	5.33	123.10	119.90
1	AA	169	G	C5-N7-C8	-5.33	101.63	104.30
1	AA	613	A	C5-C6-N1	-5.33	115.03	117.70
1	AA	650	G	C2-N3-C4	-5.33	109.23	111.90
1	AA	1157	A	C5-N7-C8	-5.33	101.23	103.90
1	AA	1999	A	C2-N3-C4	-5.33	107.93	110.60
34	BA	349	A	N1-C6-N6	-5.33	115.40	118.60
34	BA	1190	G	C8-N9-C4	-5.33	104.27	106.40
1	CA	786	C	N3-C4-N4	-5.33	114.27	118.00
1	CA	1189	A	O5'-P-OP1	5.33	117.10	110.70
1	CA	1251	C	C6-N1-C2	-5.33	118.17	120.30
1	CA	1776	G	C4-N9-C1'	5.33	133.43	126.50
34	DA	352	C	C5-C6-N1	5.33	123.67	121.00
1	AA	187	C	O4'-C1'-N1	-5.33	103.94	108.20
1	AA	715	G	C5-N7-C8	-5.33	101.63	104.30
1	AA	752	A	N1-C6-N6	5.33	121.80	118.60
1	AA	821	A	C5-C6-N6	5.33	127.97	123.70
1	AA	1435	G	N3-C4-C5	-5.33	125.93	128.60
1	AA	1922	A	N1-C6-N6	-5.33	115.40	118.60
1	AA	2642	G	C5-C6-O6	-5.33	125.40	128.60
2	AB	74	U	N3-C4-O4	5.33	123.13	119.40
1	CA	456	C	N3-C2-O2	-5.33	118.17	121.90
1	CA	934	G	OP1-P-OP2	5.33	127.60	119.60
1	CA	1487	G	OP1-P-O3'	5.33	116.93	105.20
1	AA	2716	C	OP2-P-O3'	-5.33	93.47	105.20
1	AA	2719	G	C6-C5-N7	-5.33	127.20	130.40
34	BA	1498	U	C2-N3-C4	-5.33	123.80	127.00
1	CA	582	G	C4-C5-C6	5.33	122.00	118.80
1	CA	2492	U	OP1-P-OP2	-5.33	111.61	119.60
1	CA	2500	U	C2-N1-C1'	-5.33	111.30	117.70
34	DA	817	C	C6-N1-C2	5.33	122.43	120.30
1	AA	1961	U	C5-C4-O4	-5.33	122.70	125.90
1	AA	2115	G	C5-C6-O6	-5.33	125.40	128.60
1	AA	2285	A	N9-C4-C5	-5.33	103.67	105.80
1	AA	2657	G	N3-C4-C5	5.33	131.26	128.60
1	CA	465	G	O5'-P-OP1	-5.33	100.90	105.70
1	CA	1610	A	OP1-P-O3'	5.33	116.92	105.20

Continued on next page...

Continued from previous page...

Mol	Chain	Res	Type	Atoms	Z	Observed(°)	Ideal(°)
1	CA	2427	C	C6-N1-C2	5.33	122.43	120.30
1	AA	130	G	C8-N9-C4	5.33	108.53	106.40
1	AA	1384	G	OP1-P-OP2	-5.33	111.61	119.60
2	AB	71	C	N3-C4-N4	5.33	121.73	118.00
2	AB	86	G	C5-C6-N1	5.33	114.16	111.50
15	CR	79	LEU	CA-CB-CG	5.33	127.55	115.30
1	AA	702	A	OP2-P-O3'	5.33	116.92	105.20
1	CA	1566	A	C5-N7-C8	-5.33	101.24	103.90
1	CA	1809	A	C5-C6-N6	-5.33	119.44	123.70
1	AA	240	A	C5-N7-C8	5.32	106.56	103.90
1	AA	580	U	OP2-P-O3'	5.32	116.91	105.20
1	AA	2590	G	C8-N9-C1'	5.32	133.92	127.00
1	AA	2597	U	C2-N1-C1'	5.32	124.09	117.70
1	CA	829	A	C5-N7-C8	-5.32	101.24	103.90
1	AA	660	C	O5'-P-OP2	-5.32	100.91	105.70
1	AA	900	G	C5-C6-O6	5.32	131.79	128.60
1	AA	1720	U	OP2-P-O3'	5.32	116.91	105.20
1	AA	2754	A	N1-C2-N3	-5.32	126.64	129.30
1	CA	217	G	C2-N3-C4	-5.32	109.24	111.90
1	AA	322	G	N9-C4-C5	-5.32	103.27	105.40
1	AA	511	C	C2-N3-C4	-5.32	117.24	119.90
1	AA	1246	C	C5-C6-N1	-5.32	118.34	121.00
1	AA	1826	C	N3-C4-C5	5.32	124.03	121.90
1	AA	2719	G	N1-C6-O6	5.32	123.09	119.90
1	AA	2796	G	C8-N9-C4	-5.32	104.27	106.40
1	AA	2896	G	N3-C2-N2	-5.32	116.18	119.90
34	BA	801	U	N3-C4-O4	-5.32	115.68	119.40
1	CA	997	G	C8-N9-C4	5.32	108.53	106.40
1	CA	1699	G	C8-N9-C4	-5.32	104.27	106.40
2	CB	116	G	OP1-P-OP2	5.32	127.58	119.60
1	AA	974	G	C2-N3-C4	-5.32	109.24	111.90
1	AA	2445	A	C8-N9-C4	5.32	107.93	105.80
1	AA	2591	C	N1-C2-O2	5.32	122.09	118.90
34	BA	907	A	OP1-P-OP2	5.32	127.58	119.60
1	CA	1294	U	N3-C4-O4	5.32	123.12	119.40
1	AA	167	G	N1-C2-N2	5.32	120.98	116.20
1	AA	195	U	C5-C6-N1	-5.32	120.04	122.70
1	AA	1959	A	OP2-P-O3'	5.32	116.89	105.20
1	AA	2391	G	C5-C6-N1	5.32	114.16	111.50
34	BA	1491	G	N3-C4-C5	-5.32	125.94	128.60
1	CA	226	G	C8-N9-C4	-5.32	104.27	106.40
1	CA	1023	U	C5-C6-N1	-5.32	120.04	122.70

Continued on next page...

Continued from previous page...

Mol	Chain	Res	Type	Atoms	Z	Observed(°)	Ideal(°)
1	CA	1408	C	N1-C2-O2	-5.32	115.71	118.90
1	CA	1772	G	O5'-P-OP1	-5.32	100.92	105.70
1	CA	2500	U	C5-C6-N1	-5.32	120.04	122.70
2	CB	74	U	O4'-C1'-N1	5.32	112.45	108.20
1	CA	412	A	N9-C4-C5	-5.31	103.67	105.80
1	CA	1775	U	N3-C4-O4	-5.31	115.68	119.40
1	AA	854	U	C5-C6-N1	-5.31	120.04	122.70
1	AA	876	A	C8-N9-C4	-5.31	103.67	105.80
1	AA	2258	G	OP2-P-O3'	5.31	116.89	105.20
1	AA	2377	G	O5'-P-OP1	5.31	117.08	110.70
1	AA	2537	G	N1-C2-N2	-5.31	111.42	116.20
2	AB	15	A	C8-N9-C4	5.31	107.92	105.80
34	BA	390	C	C6-N1-C2	-5.31	118.17	120.30
1	CA	1388	G	C5-N7-C8	5.31	106.96	104.30
1	CA	1668	A	N1-C2-N3	-5.31	126.64	129.30
1	AA	1257	G	O4'-C1'-N9	5.31	112.45	108.20
1	AA	1425	A	N9-C4-C5	-5.31	103.67	105.80
1	AA	1686	U	OP2-P-O3'	5.31	116.88	105.20
34	BA	1393	U	O5'-P-OP2	-5.31	100.92	105.70
1	CA	498	G	OP2-P-O3'	5.31	116.88	105.20
1	AA	592	U	N3-C4-O4	5.31	123.11	119.40
1	AA	822	G	C4-C5-N7	5.31	112.92	110.80
1	AA	1169	C	N1-C2-N3	5.31	122.92	119.20
1	AA	1294	G	C2-N3-C4	-5.31	109.25	111.90
1	AA	2440	G	N3-C2-N2	5.31	123.62	119.90
2	AB	56	G	N3-C4-C5	-5.31	125.95	128.60
14	AQ	119	ARG	NE-CZ-NH1	-5.31	117.65	120.30
1	CA	2371	G	C2-N3-C4	5.31	114.55	111.90
1	CA	2491	U	OP1-P-O3'	5.31	116.88	105.20
1	AA	1927	C	C4-C5-C6	5.31	120.05	117.40
1	AA	125	A	C8-N9-C4	5.30	107.92	105.80
1	AA	405	C	N1-C2-O2	-5.30	115.72	118.90
1	AA	777	C	N1-C2-O2	-5.30	115.72	118.90
1	AA	2434	A	C8-N9-C1'	5.30	137.25	127.70
1	CA	487	C	OP2-P-O3'	5.30	116.87	105.20
1	CA	2315	G	N3-C4-N9	5.30	129.18	126.00
34	BA	1528	U	O5'-P-OP2	-5.30	100.93	105.70
1	CA	1329	U	N3-C2-O2	5.30	125.91	122.20
1	AA	1230	C	C2-N3-C4	5.30	122.55	119.90
1	AA	1422	C	C6-N1-C2	5.30	122.42	120.30
1	AA	1913	G	OP2-P-O3'	5.30	116.86	105.20
1	AA	2562	G	C6-N1-C2	-5.30	121.92	125.10

Continued on next page...

Continued from previous page...

Mol	Chain	Res	Type	Atoms	Z	Observed(°)	Ideal(°)
1	AA	2888	U	C5-C6-N1	5.30	125.35	122.70
1	CA	2273	A	OP2-P-O3'	5.30	116.86	105.20
1	AA	7	G	O5'-P-OP1	-5.30	100.93	105.70
1	AA	545	G	N1-C6-O6	-5.30	116.72	119.90
1	AA	580	U	C2-N3-C4	-5.30	123.82	127.00
1	AA	785	G	C4-C5-N7	5.30	112.92	110.80
1	AA	1059	C	O5'-P-OP2	-5.30	100.93	105.70
1	AA	2014	G	N1-C2-N3	5.30	127.08	123.90
1	AA	2457	G	OP1-P-OP2	5.30	127.55	119.60
56	BW	49	C	C5-C6-N1	5.30	123.65	121.00
1	CA	2870	C	N3-C2-O2	-5.30	118.19	121.90
1	AA	1065	U	N1-C2-N3	5.30	118.08	114.90
1	CA	792	G	C8-N9-C4	-5.30	104.28	106.40
34	DA	1099	G	C4-C5-N7	-5.30	108.68	110.80
1	AA	727	G	N1-C6-O6	5.30	123.08	119.90
1	AA	1208	G	N1-C2-N2	-5.30	111.43	116.20
1	AA	2076	A	N7-C8-N9	-5.30	111.15	113.80
1	AA	2534	U	C5-C6-N1	-5.30	120.05	122.70
1	CA	756	C	C4-C5-C6	5.30	120.05	117.40
1	CA	1475	G	O5'-P-OP2	5.30	117.06	110.70
1	CA	1571	A	C8-N9-C4	5.30	107.92	105.80
1	AA	1520	G	C8-N9-C4	5.29	108.52	106.40
1	AA	2357	G	OP1-P-O3'	5.29	116.85	105.20
1	AA	2399	U	N3-C4-O4	5.29	123.11	119.40
1	AA	2556	G	OP1-P-OP2	-5.29	111.66	119.60
1	CA	2731	G	OP2-P-O3'	5.29	116.85	105.20
1	AA	175	G	C4-C5-C6	5.29	121.98	118.80
1	AA	748	G	N1-C2-N2	-5.29	111.44	116.20
1	AA	921	G	O5'-P-OP1	5.29	117.05	110.70
1	AA	986	A	C4-C5-C6	5.29	119.65	117.00
1	AA	2692	C	N3-C4-C5	-5.29	119.78	121.90
34	BA	110	C	C6-N1-C2	-5.29	118.18	120.30
1	CA	728	G	N7-C8-N9	-5.29	110.45	113.10
1	CA	1493	C	N3-C2-O2	-5.29	118.19	121.90
1	CA	1699	G	N1-C6-O6	5.29	123.08	119.90
1	AA	999	G	C5-C6-O6	5.29	131.78	128.60
1	AA	1064	C	N3-C4-N4	-5.29	114.30	118.00
1	AA	1626	A	C5-C6-N6	-5.29	119.47	123.70
1	AA	1679	A	OP1-P-O3'	5.29	116.84	105.20
1	AA	2787	C	N3-C4-C5	5.29	124.02	121.90
34	BA	677	U	N1-C2-N3	5.29	118.08	114.90
1	CA	192	C	N1-C2-O2	5.29	122.08	118.90

Continued on next page...

Continued from previous page...

Mol	Chain	Res	Type	Atoms	Z	Observed(°)	Ideal(°)
1	CA	381	G	C4-C5-N7	-5.29	108.68	110.80
1	CA	814	C	O5'-P-OP2	-5.29	100.94	105.70
1	CA	2424	C	C6-N1-C2	5.29	122.42	120.30
34	BA	1080	A	OP1-P-O3'	5.29	116.83	105.20
1	CA	1966	A	N7-C8-N9	-5.29	111.16	113.80
1	AA	1435	G	C5-C6-N1	5.29	114.14	111.50
1	AA	1723	A	C8-N9-C4	5.29	107.92	105.80
1	AA	618	C	O5'-P-OP1	-5.29	100.94	105.70
1	AA	747	G	N1-C2-N3	5.29	127.07	123.90
1	AA	1040	C	C2-N3-C4	-5.29	117.26	119.90
1	AA	1245	C	C6-N1-C2	-5.29	118.19	120.30
1	AA	2291	G	N3-C2-N2	-5.29	116.20	119.90
1	AA	2479	C	N3-C4-C5	5.29	124.01	121.90
1	CA	1836	C	C2-N3-C4	5.29	122.54	119.90
1	CA	2250	G	OP1-P-OP2	5.29	127.53	119.60
1	AA	674	G	C5-C6-O6	5.28	131.77	128.60
1	AA	806	G	C5-N7-C8	5.28	106.94	104.30
1	AA	1316	C	N3-C4-N4	-5.28	114.30	118.00
1	AA	2026	G	N7-C8-N9	5.28	115.74	113.10
1	AA	2282	G	N1-C6-O6	5.28	123.07	119.90
34	BA	1030(B)	C	C5-C6-N1	5.28	123.64	121.00
1	CA	434	U	C5-C6-N1	-5.28	120.06	122.70
1	CA	1567	A	OP1-P-O3'	5.28	116.82	105.20
1	CA	1653	G	N3-C4-N9	-5.28	122.83	126.00
25	C1	41	ARG	NE-CZ-NH2	-5.28	117.66	120.30
1	AA	659	C	OP2-P-O3'	5.28	116.82	105.20
1	AA	1547	C	C2-N3-C4	5.28	122.54	119.90
1	CA	130	C	C5-C4-N4	-5.28	116.50	120.20
1	AA	1516	A	C6-C5-N7	-5.28	128.60	132.30
1	AA	2246	G	N3-C2-N2	5.28	123.60	119.90
1	AA	2459	G	N1-C6-O6	-5.28	116.73	119.90
1	AA	2493	G	N1-C6-O6	5.28	123.07	119.90
34	BA	23	C	C5-C6-N1	5.28	123.64	121.00
1	CA	1708	C	C2-N1-C1'	-5.28	112.99	118.80
1	CA	1776	G	C6-N1-C2	-5.28	121.93	125.10
1	AA	1085	G	N7-C8-N9	-5.28	110.46	113.10
1	AA	1263	C	OP2-P-O3'	5.28	116.81	105.20
1	AA	1921	G	C5-C6-O6	-5.28	125.43	128.60
13	AP	55	ARG	NE-CZ-NH1	5.28	122.94	120.30
2	CB	85	G	N9-C4-C5	-5.28	103.29	105.40
1	AA	57	G	C8-N9-C4	-5.28	104.29	106.40
1	AA	109	A	C8-N9-C4	-5.28	103.69	105.80

Continued on next page...

Continued from previous page...

Mol	Chain	Res	Type	Atoms	Z	Observed(°)	Ideal(°)
1	AA	312	C	C5-C6-N1	5.28	123.64	121.00
1	AA	896	A	C6-N1-C2	5.28	121.77	118.60
1	AA	911	G	C2-N3-C4	5.28	114.54	111.90
1	AA	1709	C	O5'-P-OP1	-5.28	100.95	105.70
1	AA	1959	A	C2-N3-C4	-5.28	107.96	110.60
1	AA	2213	G	C4-N9-C1'	5.28	133.36	126.50
1	AA	2256	U	N1-C2-N3	5.28	118.07	114.90
1	AA	2500	A	C8-N9-C4	5.28	107.91	105.80
1	AA	2628	C	C2-N3-C4	-5.28	117.26	119.90
34	BA	689	C	C2-N1-C1'	5.28	124.61	118.80
34	BA	790	A	C5-C6-N6	5.28	127.92	123.70
1	CA	666	G	N1-C2-N2	-5.28	111.45	116.20
1	CA	808	G	N3-C2-N2	5.28	123.59	119.90
1	CA	1558	A	N3-C4-C5	5.28	130.49	126.80
1	CA	2524	G	C6-N1-C2	-5.28	121.93	125.10
1	AA	543	G	O5'-P-OP2	-5.28	100.95	105.70
1	AA	557	A	C5-C6-N1	5.28	120.34	117.70
1	AA	616	G	N3-C4-N9	-5.28	122.83	126.00
1	AA	2054	G	N1-C6-O6	-5.28	116.73	119.90
1	AA	2102	G	C4-C5-N7	-5.28	108.69	110.80
1	AA	2360	U	C5-C6-N1	-5.28	120.06	122.70
1	CA	390	A	C4-C5-C6	-5.28	114.36	117.00
1	CA	975(A)	G	N9-C4-C5	-5.28	103.29	105.40
1	CA	1779	U	C6-N1-C1'	-5.28	113.81	121.20
1	AA	990	A	C8-N9-C1'	-5.27	118.21	127.70
1	AA	1063	G	N3-C4-N9	-5.27	122.84	126.00
1	AA	2729	U	N3-C4-C5	5.27	117.76	114.60
1	CA	143(A)	C	O5'-P-OP1	-5.27	100.95	105.70
1	CA	639	U	C5-C4-O4	5.27	129.06	125.90
1	CA	983	A	C5-C6-N6	5.27	127.92	123.70
1	CA	1234	U	N1-C2-O2	5.27	126.49	122.80
1	CA	2383	G	N1-C6-O6	-5.27	116.73	119.90
1	AA	146	G	N3-C2-N2	5.27	123.59	119.90
1	AA	567	C	N3-C4-C5	5.27	124.01	121.90
1	AA	790	G	N1-C2-N2	-5.27	111.45	116.20
1	AA	1377	A	C2-N3-C4	-5.27	107.96	110.60
1	CA	1825	A	N9-C4-C5	5.27	107.91	105.80
34	DA	62	U	OP1-P-OP2	-5.27	111.69	119.60
1	AA	1344	C	N3-C4-C5	5.27	124.01	121.90
4	AD	260	ARG	NE-CZ-NH1	5.27	122.94	120.30
1	AA	665	C	O5'-P-OP2	-5.27	100.96	105.70
1	AA	743	G	O5'-P-OP2	-5.27	100.96	105.70

Continued on next page...

Continued from previous page...

Mol	Chain	Res	Type	Atoms	Z	Observed(°)	Ideal(°)
1	AA	1705	C	C5-C6-N1	-5.27	118.37	121.00
34	BA	582	U	C6-N1-C2	5.27	124.16	121.00
34	BA	586	C	C2-N3-C4	-5.27	117.27	119.90
1	CA	498	G	N3-C4-C5	5.27	131.24	128.60
1	CA	1339	G	O5'-P-OP1	-5.27	100.96	105.70
1	AA	405	C	C5-C4-N4	-5.27	116.51	120.20
1	AA	708	C	N1-C2-O2	5.27	122.06	118.90
1	AA	1365	G	C4-C5-N7	5.27	112.91	110.80
2	AB	56	G	C8-N9-C4	-5.27	104.29	106.40
34	BA	600	C	N3-C4-C5	5.27	124.01	121.90
1	AA	154	G	C2-N3-C4	-5.27	109.27	111.90
1	AA	1670	G	N3-C2-N2	5.27	123.59	119.90
1	AA	2082	A	OP1-P-OP2	-5.27	111.70	119.60
1	AA	763	A	N1-C6-N6	5.26	121.76	118.60
1	CA	313	C	N1-C2-O2	-5.26	115.74	118.90
1	CA	842	G	N7-C8-N9	-5.26	110.47	113.10
1	CA	2837	G	N1-C6-O6	5.26	123.06	119.90
56	DW	19	G	OP2-P-O3'	5.26	116.78	105.20
1	AA	1317	G	OP1-P-OP2	-5.26	111.71	119.60
19	AV	58	VAL	CB-CA-C	-5.26	101.40	111.40
1	AA	115	G	C8-N9-C1'	-5.26	120.16	127.00
1	AA	1437	U	C2-N1-C1'	5.26	124.01	117.70
1	AA	2692	C	C2-N1-C1'	5.26	124.59	118.80
34	BA	1190	G	C5-C6-O6	5.26	131.76	128.60
1	CA	809	G	C5-N7-C8	5.26	106.93	104.30
1	CA	1313	U	C2-N1-C1'	5.26	124.01	117.70
1	CA	1975	G	O5'-P-OP1	5.26	117.01	110.70
1	CA	2278	A	O5'-P-OP2	-5.26	100.96	105.70
1	CA	2371	G	C6-C5-N7	5.26	133.56	130.40
1	AA	208	G	C5-C6-O6	5.26	131.76	128.60
1	AA	349	G	C6-N1-C2	-5.26	121.94	125.10
1	AA	977	G	N1-C2-N3	5.26	127.06	123.90
1	AA	1795	G	N3-C2-N2	5.26	123.58	119.90
1	AA	2898	C	O5'-P-OP2	-5.26	100.97	105.70
2	AB	116	G	N7-C8-N9	-5.26	110.47	113.10
1	CA	465	G	N9-C4-C5	-5.26	103.30	105.40
1	CA	494	G	N3-C2-N2	-5.26	116.22	119.90
1	CA	527	C	O4'-C1'-N1	5.26	112.41	108.20
1	CA	862	G	C8-N9-C4	-5.26	104.30	106.40
1	CA	1979	C	C6-N1-C2	-5.26	118.20	120.30
1	CA	2706	G	C6-N1-C2	-5.26	121.94	125.10
2	CB	30	C	C6-N1-C2	-5.26	118.20	120.30

Continued on next page...

Continued from previous page...

Mol	Chain	Res	Type	Atoms	Z	Observed(°)	Ideal(°)
34	DA	346	G	C4-C5-N7	5.26	112.90	110.80
1	AA	453	C	N1-C2-O2	-5.26	115.75	118.90
1	AA	2581	G	O5'-P-OP2	-5.26	100.97	105.70
34	BA	898	G	C8-N9-C4	5.26	108.50	106.40
1	CA	2003	G	C5-C6-O6	5.26	131.75	128.60
34	DA	784	C	N3-C2-O2	5.26	125.58	121.90
1	AA	854	U	C4-C5-C6	5.26	122.85	119.70
1	AA	1035	G	OP1-P-O3'	5.26	116.76	105.20
1	AA	1173	A	OP2-P-O3'	5.26	116.77	105.20
1	AA	2355	C	C2-N1-C1'	-5.26	113.02	118.80
1	AA	2367	C	N3-C4-C5	5.26	124.00	121.90
34	BA	557	G	C5-C6-O6	5.26	131.75	128.60
34	BA	1103	C	N1-C2-O2	5.26	122.05	118.90
1	CA	1031	G	OP1-P-OP2	5.26	127.48	119.60
1	CA	1372	U	C5-C4-O4	-5.26	122.75	125.90
34	BA	868	C	N3-C2-O2	5.25	125.58	121.90
34	DA	904	C	OP1-P-OP2	-5.25	111.72	119.60
1	AA	459	A	C5-C6-N6	-5.25	119.50	123.70
1	AA	553	A	C5-C6-N1	-5.25	115.07	117.70
1	AA	1050	C	N3-C2-O2	5.25	125.58	121.90
1	AA	1359	U	N1-C2-O2	5.25	126.48	122.80
1	AA	1525	G	O4'-C1'-N9	5.25	112.40	108.20
1	AA	1558	G	OP1-P-O3'	5.25	116.76	105.20
1	AA	1749	G	C4-N9-C1'	-5.25	119.67	126.50
1	AA	1825	U	OP2-P-O3'	5.25	116.76	105.20
1	AA	2242	G	N9-C4-C5	-5.25	103.30	105.40
1	AA	2713	C	C5-C6-N1	-5.25	118.37	121.00
34	BA	790	A	C5-C6-N1	-5.25	115.07	117.70
34	BA	1529	G	N9-C4-C5	5.25	107.50	105.40
1	CA	769	G	N7-C8-N9	-5.25	110.47	113.10
1	CA	2640	G	C5-C6-O6	-5.25	125.45	128.60
1	AA	903	C	O5'-P-OP1	-5.25	100.97	105.70
1	AA	1368	A	C8-N9-C4	-5.25	103.70	105.80
2	AB	77	U	C4-C5-C6	5.25	122.85	119.70
1	CA	1290	C	O5'-P-OP1	-5.25	100.97	105.70
1	CA	2350	C	OP1-P-OP2	5.25	127.48	119.60
1	CA	2585	U	C6-N1-C2	5.25	124.15	121.00
1	AA	552	C	O4'-C1'-N1	5.25	112.40	108.20
1	AA	1612	C	C6-N1-C2	5.25	122.40	120.30
1	AA	142	G	C8-N9-C4	5.25	108.50	106.40
1	AA	291	G	C8-N9-C4	5.25	108.50	106.40
1	AA	318	A	C8-N9-C4	5.25	107.90	105.80

Continued on next page...

Continued from previous page...

Mol	Chain	Res	Type	Atoms	Z	Observed(°)	Ideal(°)
1	AA	801	C	C5-C6-N1	-5.25	118.38	121.00
1	AA	974	G	C5-C6-N1	-5.25	108.88	111.50
1	AA	1154	U	OP1-P-O3'	5.25	116.75	105.20
1	AA	1679	A	C4-C5-C6	5.25	119.62	117.00
1	AA	1720	U	N1-C2-N3	-5.25	111.75	114.90
1	CA	807	U	C5-C4-O4	-5.25	122.75	125.90
1	CA	1898	U	C6-N1-C2	5.25	124.15	121.00
1	CA	2379	G	N1-C6-O6	5.25	123.05	119.90
1	AA	1040	C	N3-C4-N4	5.25	121.67	118.00
1	AA	2058	C	N3-C4-N4	-5.25	114.33	118.00
1	AA	2496	G	C6-C5-N7	5.25	133.55	130.40
1	AA	2515	A	C8-N9-C4	5.25	107.90	105.80
34	BA	30	U	C6-N1-C1'	-5.25	113.86	121.20
34	BA	819	A	N9-C4-C5	-5.25	103.70	105.80
1	CA	2363	C	N3-C4-C5	5.25	124.00	121.90
1	AA	354	A	C8-N9-C1'	5.24	137.14	127.70
1	AA	494	G	C2-N3-C4	-5.24	109.28	111.90
1	AA	537	G	C6-N1-C2	5.24	128.25	125.10
1	AA	1206	G	C2-N3-C4	5.24	114.52	111.90
1	AA	1232	G	O5'-P-OP1	5.24	116.99	110.70
1	AA	1317	G	N1-C2-N2	-5.24	111.48	116.20
1	AA	1657	C	C5-C4-N4	-5.24	116.53	120.20
1	AA	1958	A	N1-C6-N6	5.24	121.75	118.60
1	AA	2079	A	N9-C4-C5	-5.24	103.70	105.80
1	AA	2726	A	C4-C5-C6	5.24	119.62	117.00
1	CA	151	C	C5-C6-N1	-5.24	118.38	121.00
1	AA	1390	G	C5-C6-O6	-5.24	125.45	128.60
1	CA	1136	G	OP1-P-OP2	5.24	127.46	119.60
1	CA	1300	U	P-O3'-C3'	5.24	125.99	119.70
1	CA	1696	G	N1-C6-O6	-5.24	116.75	119.90
1	CA	1927	A	N1-C2-N3	-5.24	126.68	129.30
1	CA	2683	C	N3-C4-C5	-5.24	119.80	121.90
1	AA	89	U	N3-C2-O2	-5.24	118.53	122.20
1	AA	1715	A	O5'-P-OP2	-5.24	100.98	105.70
34	BA	345	C	C2-N3-C4	5.24	122.52	119.90
34	BA	1294	G	O4'-C1'-N9	5.24	112.39	108.20
1	CA	2050	C	OP2-P-O3'	5.24	116.73	105.20
1	CA	2501	C	C2-N1-C1'	-5.24	113.04	118.80
1	AA	352	U	N1-C2-N3	5.24	118.04	114.90
1	AA	1285	G	N3-C4-C5	-5.24	125.98	128.60
1	AA	1742	G	N3-C4-C5	-5.24	125.98	128.60
1	AA	1967	G	C4-C5-N7	-5.24	108.70	110.80

Continued on next page...

Continued from previous page...

Mol	Chain	Res	Type	Atoms	Z	Observed(°)	Ideal(°)
1	AA	2714	U	C5-C6-N1	-5.24	120.08	122.70
1	AA	2890	C	C6-N1-C2	5.24	122.40	120.30
4	AD	28	GLU	OE1-CD-OE2	-5.24	117.01	123.30
1	CA	561	G	N3-C2-N2	5.24	123.57	119.90
1	CA	1478	G	N3-C4-C5	-5.24	125.98	128.60
34	DA	1397	C	N1-C2-O2	5.24	122.04	118.90
45	DL	29	GLY	N-CA-C	-5.24	100.00	113.10
1	AA	384	G	N1-C6-O6	5.24	123.04	119.90
1	AA	2574	U	C5-C6-N1	-5.24	120.08	122.70
1	AA	747	G	N9-C4-C5	5.24	107.49	105.40
1	AA	1516	A	N9-C4-C5	-5.24	103.71	105.80
1	AA	1819	C	N3-C4-C5	5.24	123.99	121.90
1	AA	2065	C	O5'-P-OP2	5.24	116.98	110.70
1	AA	2714	U	N3-C2-O2	5.24	125.86	122.20
34	BA	1530	G	C4-N9-C1'	-5.24	119.69	126.50
1	CA	1307	A	N9-C4-C5	5.24	107.89	105.80
1	CA	1423	G	C5-C6-N1	5.24	114.12	111.50
1	CA	1533	G	N3-C4-C5	-5.24	125.98	128.60
1	CA	2203	U	C6-N1-C1'	5.24	128.53	121.20
1	AA	1747	A	O5'-P-OP2	5.23	116.98	110.70
1	CA	1407	C	O5'-P-OP2	5.23	116.98	110.70
1	CA	1674	G	C8-N9-C1'	-5.23	120.20	127.00
1	CA	2361	A	N9-C4-C5	-5.23	103.71	105.80
1	AA	119	G	C8-N9-C1'	-5.23	120.20	127.00
1	AA	556	C	N1-C2-N3	5.23	122.86	119.20
1	AA	727	G	O4'-C1'-N9	-5.23	104.01	108.20
1	AA	1206	G	C4-C5-N7	5.23	112.89	110.80
1	AA	1230	C	N3-C4-N4	-5.23	114.34	118.00
1	AA	1261	G	C5-C6-N1	5.23	114.12	111.50
1	AA	1301	U	N3-C4-C5	5.23	117.74	114.60
1	AA	1717	C	C4-C5-C6	5.23	120.02	117.40
1	AA	2271	G	N1-C2-N2	-5.23	111.49	116.20
1	AA	2393	C	N1-C2-N3	5.23	122.86	119.20
1	AA	2755	C	N3-C4-C5	5.23	123.99	121.90
56	DW	9	A	O4'-C1'-N9	5.23	112.39	108.20
1	AA	539	A	O5'-P-OP2	-5.23	100.99	105.70
1	AA	595	A	O5'-P-OP1	-5.23	100.99	105.70
1	AA	968	U	C2-N3-C4	-5.23	123.86	127.00
1	AA	2452	C	O5'-P-OP1	-5.23	100.99	105.70
34	BA	284	G	C6-C5-N7	5.23	133.54	130.40
34	BA	640	A	C8-N9-C4	-5.23	103.71	105.80
1	CA	474	G	C5-C6-N1	5.23	114.11	111.50

Continued on next page...

Continued from previous page...

Mol	Chain	Res	Type	Atoms	Z	Observed(°)	Ideal(°)
1	CA	1304	C	C5-C6-N1	-5.23	118.39	121.00
1	CA	2319	G	C4-C5-N7	5.23	112.89	110.80
13	CP	65	ARG	NE-CZ-NH2	-5.23	117.69	120.30
1	AA	33	U	N3-C4-C5	5.23	117.74	114.60
1	AA	1331	G	O5'-P-OP1	-5.23	100.99	105.70
1	AA	2084	A	C4-C5-N7	5.23	113.31	110.70
1	AA	2648	U	OP1-P-OP2	5.23	127.44	119.60
34	BA	563	A	N7-C8-N9	5.23	116.42	113.80
1	CA	338	G	O5'-P-OP1	5.23	116.97	110.70
34	DA	992	U	P-O3'-C3'	5.23	125.97	119.70
1	AA	1664	A	N3-C4-N9	-5.23	123.22	127.40
1	AA	1987	C	N3-C4-C5	5.23	123.99	121.90
1	AA	2346	G	C4-C5-N7	5.23	112.89	110.80
34	BA	1107	C	N3-C4-C5	-5.23	119.81	121.90
1	CA	808	G	N3-C4-C5	-5.23	125.99	128.60
1	AA	181	C	N3-C4-C5	5.23	123.99	121.90
1	AA	2704	C	C5-C4-N4	-5.23	116.54	120.20
34	BA	773	G	OP2-P-O3'	5.23	116.70	105.20
1	CA	121	G	O5'-P-OP1	-5.23	101.00	105.70
1	CA	2234	G	C6-C5-N7	-5.23	127.26	130.40
1	CA	2515	C	C4-C5-C6	5.23	120.01	117.40
1	AA	2468	C	N1-C2-N3	-5.22	115.54	119.20
34	BA	1285	A	P-O3'-C3'	5.22	125.97	119.70
1	CA	1564	C	OP2-P-O3'	5.22	116.69	105.20
2	CB	3	C	C6-N1-C2	-5.22	118.21	120.30
34	DA	1525	G	N1-C6-O6	-5.22	116.77	119.90
1	AA	1390	G	O4'-C1'-N9	5.22	112.38	108.20
1	AA	1947	C	OP2-P-O3'	5.22	116.69	105.20
1	AA	1961	U	OP2-P-O3'	5.22	116.69	105.20
1	AA	2768	C	C2-N3-C4	5.22	122.51	119.90
2	AB	48	A	C2-N3-C4	-5.22	107.99	110.60
34	BA	298	A	C4-C5-C6	5.22	119.61	117.00
1	CA	1698	A	O4'-C1'-N9	5.22	112.38	108.20
1	AA	541	C	C5-C4-N4	-5.22	116.55	120.20
1	AA	2361	G	C4-C5-N7	5.22	112.89	110.80
11	AN	50	ASP	CB-CG-OD1	5.22	123.00	118.30
34	BA	802	A	N9-C4-C5	-5.22	103.71	105.80
1	CA	2763	G	N3-C4-C5	-5.22	125.99	128.60
1	AA	1026	A	N9-C4-C5	-5.22	103.71	105.80
1	AA	1837	C	N3-C4-C5	5.22	123.99	121.90
34	BA	748	C	C6-N1-C2	-5.22	118.21	120.30
1	CA	325	G	O5'-P-OP1	5.22	116.96	110.70

Continued on next page...

Continued from previous page...

Mol	Chain	Res	Type	Atoms	Z	Observed(°)	Ideal(°)
1	CA	1968	G	O5'-P-OP1	5.22	116.96	110.70
1	CA	2066	C	O5'-P-OP2	5.22	116.96	110.70
1	CA	2351	G	N3-C4-N9	5.22	129.13	126.00
1	CA	2391	G	OP1-P-OP2	5.22	127.43	119.60
34	DA	922	G	O5'-P-OP1	-5.22	101.00	105.70
34	DA	1429	C	C5-C6-N1	-5.22	118.39	121.00
1	AA	83	A	N1-C6-N6	5.22	121.73	118.60
1	AA	750	U	N1-C2-N3	5.22	118.03	114.90
1	AA	1253	C	N3-C2-O2	-5.22	118.25	121.90
1	AA	2357	G	N7-C8-N9	-5.22	110.49	113.10
1	CA	1154	G	C4-C5-N7	5.22	112.89	110.80
1	CA	2872	G	OP2-P-O3'	5.22	116.68	105.20
1	AA	413	G	C2-N3-C4	5.22	114.51	111.90
1	AA	1989	C	C2-N1-C1'	5.22	124.54	118.80
1	AA	2029	C	N1-C2-N3	5.22	122.85	119.20
34	BA	1491	G	C8-N9-C4	-5.22	104.31	106.40
1	CA	754	C	O5'-P-OP2	-5.22	101.00	105.70
1	AA	27	G	C4-C5-N7	5.21	112.89	110.80
1	AA	371	A	O5'-P-OP1	-5.21	101.01	105.70
1	AA	459	A	N1-C6-N6	5.21	121.73	118.60
1	AA	2461	U	OP2-P-O3'	5.21	116.67	105.20
1	AA	2768	C	N1-C2-O2	5.21	122.03	118.90
1	AA	2787	C	C2-N3-C4	-5.21	117.29	119.90
1	CA	457	A	C8-N9-C4	5.21	107.89	105.80
1	CA	829	A	C4-C5-N7	5.21	113.31	110.70
1	CA	2350	C	C5-C4-N4	-5.21	116.55	120.20
1	AA	405	C	N3-C2-O2	5.21	125.55	121.90
56	BW	45	U	C2-N1-C1'	5.21	123.95	117.70
1	CA	1022	G	N3-C4-N9	-5.21	122.87	126.00
1	AA	1033	G	N3-C2-N2	-5.21	116.25	119.90
1	AA	1261	G	C2-N3-C4	5.21	114.50	111.90
1	AA	1389	G	C5-C6-N1	5.21	114.11	111.50
1	AA	2306	C	C4-C5-C6	-5.21	114.80	117.40
1	AA	2388	A	O5'-P-OP2	5.21	116.95	110.70
1	AA	2472	U	C2-N1-C1'	-5.21	111.45	117.70
1	AA	2530	A	C5-C6-N1	5.21	120.31	117.70
11	AN	50	ASP	CB-CG-OD2	-5.21	113.61	118.30
1	CA	2590	A	N7-C8-N9	-5.21	111.19	113.80
1	AA	320	C	C2-N3-C4	-5.21	117.30	119.90
1	AA	334	A	OP1-P-O3'	5.21	116.66	105.20
1	AA	350	G	OP2-P-O3'	5.21	116.66	105.20
1	AA	1394	G	OP1-P-OP2	-5.21	111.79	119.60

Continued on next page...

Continued from previous page...

Mol	Chain	Res	Type	Atoms	Z	Observed(°)	Ideal(°)
1	AA	2667	G	C4-C5-N7	-5.21	108.72	110.80
34	BA	801	U	N3-C2-O2	-5.21	118.55	122.20
56	BW	76	A	C2-N3-C4	-5.21	108.00	110.60
1	CA	2773	C	C4-C5-C6	5.21	120.00	117.40
1	AA	21	A	OP2-P-O3'	5.21	116.66	105.20
1	AA	237	G	N1-C6-O6	-5.21	116.78	119.90
1	AA	883	G	N1-C6-O6	-5.21	116.78	119.90
1	AA	1071	G	N3-C2-N2	5.21	123.55	119.90
1	AA	1487	G	N1-C2-N2	5.21	120.89	116.20
1	AA	1716	A	C5-N7-C8	5.21	106.50	103.90
31	A7	9	ARG	NE-CZ-NH1	5.21	122.90	120.30
34	BA	765	G	O5'-P-OP2	-5.21	101.01	105.70
1	CA	1294	U	OP1-P-OP2	-5.21	111.79	119.60
1	CA	2605	U	N3-C4-O4	-5.21	115.75	119.40
34	DA	553	A	O5'-P-OP1	5.21	116.95	110.70
1	AA	803	C	C6-N1-C2	-5.21	118.22	120.30
1	AA	875	U	N1-C2-O2	5.21	126.44	122.80
1	AA	1239	A	C2-N3-C4	5.21	113.20	110.60
1	AA	1419	A	C8-N9-C4	5.21	107.88	105.80
1	AA	1608	G	N3-C2-N2	-5.21	116.25	119.90
1	CA	2014	A	C5-N7-C8	5.21	106.50	103.90
1	CA	2479	G	N3-C2-N2	5.21	123.55	119.90
1	AA	607	C	N3-C4-C5	5.21	123.98	121.90
1	AA	733	G	N3-C2-N2	5.21	123.54	119.90
1	AA	1206	G	N3-C4-N9	5.21	129.12	126.00
1	AA	1579	C	C6-N1-C2	-5.21	118.22	120.30
1	AA	2411	G	N9-C4-C5	-5.21	103.32	105.40
2	AB	93	G	N3-C2-N2	-5.21	116.26	119.90
34	BA	306	G	C6-C5-N7	5.21	133.52	130.40
1	CA	1156	A	C5-N7-C8	-5.21	101.30	103.90
1	CA	2575	C	C5-C4-N4	5.21	123.84	120.20
1	AA	115	G	C4-N9-C1'	5.20	133.26	126.50
1	AA	1043	G	N9-C4-C5	5.20	107.48	105.40
1	AA	2284	U	OP2-P-O3'	5.20	116.65	105.20
1	AA	2599	A	N9-C4-C5	5.20	107.88	105.80
34	BA	34	C	N3-C2-O2	5.20	125.54	121.90
1	CA	1943	U	N1-C2-N3	5.20	118.02	114.90
34	DA	760	G	C5-C6-O6	-5.20	125.48	128.60
1	AA	638	U	OP1-P-OP2	5.20	127.40	119.60
34	DA	62	U	N1-C2-O2	5.20	126.44	122.80
34	DA	880	C	C6-N1-C2	5.20	122.38	120.30
1	AA	1458	A	N1-C6-N6	5.20	121.72	118.60

Continued on next page...

Continued from previous page...

Mol	Chain	Res	Type	Atoms	Z	Observed(°)	Ideal(°)
1	AA	2113	U	OP1-P-O3'	5.20	116.64	105.20
1	AA	2423	A	N9-C4-C5	-5.20	103.72	105.80
1	AA	2779	G	N3-C4-N9	5.20	129.12	126.00
1	AA	2797	C	C5-C4-N4	-5.20	116.56	120.20
2	AB	91	C	C2-N3-C4	-5.20	117.30	119.90
34	BA	337	C	C6-N1-C2	-5.20	118.22	120.30
1	CA	614	U	C5-C4-O4	5.20	129.02	125.90
1	CA	2043	C	O5'-P-OP1	-5.20	101.02	105.70
34	DA	325	A	O5'-P-OP1	-5.20	101.02	105.70
1	AA	526	A	N7-C8-N9	5.20	116.40	113.80
1	AA	1262	C	C5-C6-N1	-5.20	118.40	121.00
1	AA	1677	C	N1-C2-O2	-5.20	115.78	118.90
1	AA	2394	G	C6-C5-N7	-5.20	127.28	130.40
1	AA	2442	A	C8-N9-C4	-5.20	103.72	105.80
34	BA	7	G	C4-N9-C1'	-5.20	119.74	126.50
34	BA	291	C	C2-N1-C1'	-5.20	113.08	118.80
1	CA	862	G	N9-C4-C5	5.20	107.48	105.40
1	CA	1365	A	OP2-P-O3'	5.20	116.64	105.20
1	CA	1860	G	N1-C6-O6	5.20	123.02	119.90
1	CA	2395	C	C5-C6-N1	-5.20	118.40	121.00
1	CA	2438	U	C2-N3-C4	-5.20	123.88	127.00
1	AA	1545	C	N3-C4-N4	-5.20	114.36	118.00
1	AA	1609	A	N1-C6-N6	-5.20	115.48	118.60
1	AA	1720	U	C6-N1-C2	5.20	124.12	121.00
23	AZ	5	LEU	CA-CB-CG	5.20	127.25	115.30
34	BA	784	C	N1-C2-O2	5.20	122.02	118.90
1	AA	188	A	OP2-P-O3'	5.20	116.63	105.20
1	AA	564	G	N1-C6-O6	-5.20	116.78	119.90
1	AA	1027	A	N1-C2-N3	-5.20	126.70	129.30
1	AA	1591	A	C2-N3-C4	5.20	113.20	110.60
1	AA	2257	U	N3-C4-O4	5.20	123.04	119.40
1	AA	2524	C	C5-C4-N4	-5.20	116.56	120.20
1	CA	88	G	N1-C2-N2	5.20	120.88	116.20
1	CA	1839	G	N3-C4-N9	5.20	129.12	126.00
1	CA	2222	G	N9-C4-C5	5.20	107.48	105.40
1	CA	2524	G	N3-C4-C5	-5.20	126.00	128.60
1	CA	2710	C	N1-C2-O2	5.20	122.02	118.90
13	CP	21	ARG	NE-CZ-NH1	-5.20	117.70	120.30
34	DA	1138	G	C4-N9-C1'	5.20	133.25	126.50
1	AA	1184	G	N9-C4-C5	5.19	107.48	105.40
1	AA	1204	C	N3-C2-O2	5.19	125.54	121.90
1	AA	1343	C	N3-C4-N4	-5.19	114.36	118.00

Continued on next page...

Continued from previous page...

Mol	Chain	Res	Type	Atoms	Z	Observed(°)	Ideal(°)
1	AA	1666	G	O5'-P-OP2	5.19	116.93	110.70
34	BA	352	C	N3-C2-O2	-5.19	118.26	121.90
1	CA	2479	G	O5'-P-OP2	-5.19	101.03	105.70
34	DA	324	G	C5-C6-O6	-5.19	125.48	128.60
1	AA	124	A	OP2-P-O3'	5.19	116.62	105.20
1	AA	347	G	C8-N9-C4	5.19	108.48	106.40
1	CA	272(D)	G	N3-C4-N9	-5.19	122.88	126.00
1	CA	694	U	N3-C2-O2	-5.19	118.56	122.20
1	CA	803	U	C6-N1-C2	-5.19	117.88	121.00
1	CA	2712	U	P-O3'-C3'	5.19	125.93	119.70
1	AA	472	G	N9-C4-C5	-5.19	103.32	105.40
1	AA	808	A	C5-C6-N1	-5.19	115.11	117.70
1	AA	1340	U	C5-C6-N1	-5.19	120.11	122.70
1	AA	1926	G	O5'-P-OP2	-5.19	101.03	105.70
1	AA	2409	G	N3-C4-C5	-5.19	126.00	128.60
1	AA	2721	G	C5-C6-N1	-5.19	108.91	111.50
1	AA	2783	G	C8-N9-C4	5.19	108.48	106.40
56	BW	7	A	N9-C4-C5	-5.19	103.72	105.80
1	CA	1431	U	C5-C6-N1	5.19	125.30	122.70
1	CA	1795	C	N3-C4-C5	5.19	123.98	121.90
1	CA	2064	C	N3-C4-C5	-5.19	119.82	121.90
1	AA	575	G	OP2-P-O3'	5.19	116.62	105.20
1	AA	2308	U	C5-C4-O4	-5.19	122.79	125.90
1	AA	292	G	N9-C4-C5	-5.19	103.33	105.40
1	AA	1242	G	N9-C4-C5	-5.19	103.33	105.40
1	AA	1273	G	N9-C4-C5	5.19	107.47	105.40
1	AA	1458	A	C5-C6-N6	-5.19	119.55	123.70
1	AA	2437	A	OP2-P-O3'	5.19	116.61	105.20
1	AA	2627	U	N3-C4-O4	-5.19	115.77	119.40
2	AB	48	A	N9-C4-C5	-5.19	103.72	105.80
2	AB	84	C	N3-C2-O2	5.19	125.53	121.90
34	BA	20	U	N3-C4-O4	5.19	123.03	119.40
34	BA	835	U	C6-N1-C2	5.19	124.11	121.00
1	CA	803	U	OP2-P-O3'	5.19	116.61	105.20
1	CA	987	G	N3-C4-N9	-5.19	122.89	126.00
1	CA	1126	A	N9-C4-C5	-5.19	103.72	105.80
1	CA	1603	A	C8-N9-C4	5.19	107.88	105.80
1	CA	1996	C	OP1-P-O3'	5.19	116.61	105.20
34	DA	874	G	N3-C2-N2	5.19	123.53	119.90
1	AA	780	G	N1-C2-N2	5.19	120.87	116.20
1	AA	1784	G	N3-C2-N2	5.19	123.53	119.90
1	AA	2100	C	C4-C5-C6	5.19	119.99	117.40

Continued on next page...

Continued from previous page...

Mol	Chain	Res	Type	Atoms	Z	Observed(°)	Ideal(°)
1	AA	2837	C	N1-C2-O2	-5.19	115.79	118.90
34	DA	689	C	N3-C4-C5	-5.19	119.83	121.90
34	DA	776	G	N1-C6-O6	5.19	123.01	119.90
1	AA	1458	A	N9-C4-C5	-5.18	103.73	105.80
1	AA	1836	U	OP1-P-OP2	-5.18	111.82	119.60
2	AB	25	A	N9-C4-C5	-5.18	103.73	105.80
1	CA	859	G	C8-N9-C1'	5.18	133.74	127.00
34	DA	334	C	C6-N1-C2	5.18	122.37	120.30
1	AA	480	A	OP2-P-O3'	5.18	116.60	105.20
1	AA	811	A	C5'-C4'-O4'	-5.18	102.88	109.10
1	AA	2005	C	N3-C4-C5	-5.18	119.83	121.90
1	AA	2563	C	OP1-P-OP2	-5.18	111.83	119.60
2	AB	55	U	O5'-P-OP1	-5.18	101.04	105.70
2	AB	114	C	C5-C6-N1	-5.18	118.41	121.00
34	BA	813	U	N1-C2-N3	5.18	118.01	114.90
1	CA	148	C	C6-N1-C2	5.18	122.37	120.30
1	CA	149	A	OP1-P-OP2	-5.18	111.83	119.60
1	CA	2065	C	N1-C2-O2	5.18	122.01	118.90
1	CA	2247	A	N9-C4-C5	-5.18	103.73	105.80
34	BA	880	C	O5'-P-OP2	-5.18	101.04	105.70
1	CA	126	A	N7-C8-N9	5.18	116.39	113.80
1	CA	2521	C	N1-C2-O2	-5.18	115.79	118.90
1	AA	1170	C	C2-N3-C4	-5.18	117.31	119.90
1	AA	2351	G	C5-C6-N1	-5.18	108.91	111.50
1	AA	2638	C	C2-N3-C4	-5.18	117.31	119.90
2	AB	64	C	C5-C6-N1	-5.18	118.41	121.00
1	CA	2003	G	N3-C2-N2	5.18	123.53	119.90
1	CA	2069	G	C4-C5-N7	-5.18	108.73	110.80
1	CA	2493	U	C5-C6-N1	-5.18	120.11	122.70
34	DA	21	G	O5'-P-OP2	-5.18	101.04	105.70
1	AA	166	G	N3-C4-C5	-5.18	126.01	128.60
13	AP	147	LEU	CA-CB-CG	5.18	127.21	115.30
20	AW	15	ARG	NE-CZ-NH2	-5.18	117.71	120.30
1	AA	1460	G	N3-C2-N2	-5.18	116.28	119.90
1	AA	1715	A	OP1-P-O3'	5.18	116.59	105.20
1	AA	2423	A	C4-C5-N7	5.18	113.29	110.70
1	AA	2548	G	N7-C8-N9	-5.18	110.51	113.10
2	AB	98	G	N3-C4-N9	5.18	129.11	126.00
1	CA	1207	C	N3-C2-O2	5.18	125.52	121.90
1	CA	2034	U	C2-N1-C1'	5.18	123.91	117.70
1	CA	2387	U	OP1-P-OP2	5.18	127.36	119.60
1	AA	448	U	OP1-P-OP2	-5.17	111.84	119.60

Continued on next page...

Continued from previous page...

Mol	Chain	Res	Type	Atoms	Z	Observed(°)	Ideal(°)
1	AA	504	A	N1-C2-N3	5.17	131.89	129.30
1	AA	845	G	O5'-P-OP1	-5.17	101.04	105.70
1	AA	2022	G	N9-C1'-C2'	-5.17	106.31	112.00
1	AA	2091	G	O5'-P-OP1	5.17	116.91	110.70
34	BA	303	A	N1-C6-N6	5.17	121.70	118.60
1	CA	1276	A	O4'-C1'-N9	-5.17	104.06	108.20
1	CA	2440	C	C6-N1-C2	-5.17	118.23	120.30
34	DA	301	G	O5'-P-OP1	5.17	116.91	110.70
34	BA	891	U	N3-C2-O2	-5.17	118.58	122.20
1	CA	2394	C	C2-N3-C4	5.17	122.49	119.90
1	CA	2615	U	C5-C6-N1	5.17	125.29	122.70
1	AA	586	G	N3-C4-C5	5.17	131.19	128.60
1	AA	1670	G	N1-C2-N2	-5.17	111.55	116.20
1	AA	1917	C	C6-N1-C2	5.17	122.37	120.30
1	AA	2265	G	OP1-P-OP2	-5.17	111.84	119.60
1	AA	2268	G	OP2-P-O3'	5.17	116.58	105.20
34	BA	345	C	C2-N1-C1'	5.17	124.49	118.80
34	BA	799	G	C8-N9-C4	-5.17	104.33	106.40
34	BA	802	A	C4-C5-N7	5.17	113.29	110.70
34	BA	1286	A	C8-N9-C4	-5.17	103.73	105.80
56	BW	17	C	N3-C2-O2	-5.17	118.28	121.90
56	BW	74	C	C4-C5-C6	5.17	119.99	117.40
1	CA	383	U	C2-N1-C1'	-5.17	111.49	117.70
1	CA	1394	U	OP2-P-O3'	5.17	116.58	105.20
1	CA	2617	C	C5-C6-N1	-5.17	118.41	121.00
1	AA	1014	U	C5-C4-O4	-5.17	122.80	125.90
41	DH	112	LEU	CA-CB-CG	5.17	127.19	115.30
1	AA	450	A	N9-C4-C5	-5.17	103.73	105.80
1	AA	913	A	C8-N9-C1'	-5.17	118.40	127.70
1	AA	1516	A	C4-C5-N7	5.17	113.28	110.70
1	AA	2787	C	OP1-P-OP2	-5.17	111.85	119.60
34	BA	328	C	O5'-P-OP1	-5.17	101.05	105.70
1	CA	448	U	N1-C2-O2	5.17	126.42	122.80
1	CA	465	G	C4-C5-N7	5.17	112.87	110.80
1	CA	1337	G	N7-C8-N9	-5.17	110.52	113.10
5	CE	119	ARG	CG-CD-NE	5.17	122.65	111.80
1	AA	84	G	N1-C6-O6	5.17	123.00	119.90
1	AA	1060	U	C2-N3-C4	-5.17	123.90	127.00
1	AA	1534	G	OP1-P-O3'	5.17	116.57	105.20
1	AA	1564	C	C6-N1-C2	-5.17	118.23	120.30
1	AA	1723	A	N7-C8-N9	-5.17	111.22	113.80
1	AA	2027	A	OP1-P-OP2	-5.17	111.85	119.60

Continued on next page...

Continued from previous page...

Mol	Chain	Res	Type	Atoms	Z	Observed(°)	Ideal(°)
1	AA	2390	A	O4'-C1'-N9	-5.17	104.07	108.20
1	AA	2700	U	C4-C5-C6	5.17	122.80	119.70
34	BA	398	C	N3-C4-N4	-5.17	114.38	118.00
34	BA	567	G	C4-C5-N7	-5.17	108.73	110.80
34	BA	792	A	O4'-C1'-N9	5.17	112.33	108.20
1	CA	1021	A	OP2-P-O3'	5.17	116.57	105.20
1	CA	2614	A	C8-N9-C4	5.17	107.87	105.80
34	DA	719	C	C6-N1-C2	-5.17	118.23	120.30
1	AA	22	C	C4-C5-C6	5.17	119.98	117.40
1	AA	526	A	C5-N7-C8	-5.17	101.32	103.90
1	AA	643	C	C6-N1-C2	5.17	122.37	120.30
1	AA	662	A	C6-N1-C2	-5.17	115.50	118.60
1	AA	1025	G	C5-C6-O6	5.17	131.70	128.60
1	AA	1941	A	OP1-P-O3'	5.17	116.56	105.20
1	AA	2372	A	O5'-P-OP1	5.17	116.90	110.70
1	AA	2393	C	C4-C5-C6	5.17	119.98	117.40
1	CA	252	G	C4-C5-N7	-5.17	108.73	110.80
1	CA	549	G	C6-C5-N7	-5.17	127.30	130.40
1	CA	955	C	N1-C2-O2	-5.17	115.80	118.90
1	CA	1023	U	N3-C2-O2	-5.17	118.58	122.20
1	AA	613	A	C4-C5-C6	5.16	119.58	117.00
1	AA	1262	C	N3-C2-O2	5.16	125.51	121.90
1	AA	1300	A	N7-C8-N9	5.16	116.38	113.80
1	AA	2902	G	C3'-C2'-C1'	5.16	105.63	101.50
2	AB	64	C	N3-C4-C5	5.16	123.97	121.90
1	CA	573	G	C6-N1-C2	-5.16	122.00	125.10
1	CA	1860	G	N7-C8-N9	5.16	115.68	113.10
1	CA	1893	C	C6-N1-C2	5.16	122.37	120.30
1	CA	2387	U	C5-C6-N1	-5.16	120.12	122.70
1	AA	2472	U	N3-C4-C5	5.16	117.70	114.60
34	BA	576	G	C4-C5-C6	5.16	121.90	118.80
1	CA	2820	A	P-O3'-C3'	5.16	125.89	119.70
1	AA	950	C	OP1-P-O3'	5.16	116.55	105.20
1	AA	952	G	C8-N9-C4	-5.16	104.34	106.40
1	AA	1365	G	N9-C4-C5	-5.16	103.34	105.40
1	AA	1544	C	C5-C6-N1	-5.16	118.42	121.00
1	AA	1826	C	N3-C2-O2	5.16	125.51	121.90
1	AA	2251	G	C5-C6-O6	5.16	131.70	128.60
31	A7	41	ARG	NE-CZ-NH2	-5.16	117.72	120.30
34	BA	576	G	N3-C4-N9	5.16	129.10	126.00
1	CA	2526	G	C2-N3-C4	-5.16	109.32	111.90
34	DA	832	C	C6-N1-C2	-5.16	118.24	120.30

Continued on next page...

Continued from previous page...

Mol	Chain	Res	Type	Atoms	Z	Observed(°)	Ideal(°)
1	AA	318	A	N7-C8-N9	-5.16	111.22	113.80
1	AA	410	U	O4'-C1'-N1	5.16	112.33	108.20
1	AA	1482	G	N3-C4-N9	5.16	129.09	126.00
34	BA	1065	U	P-O3'-C3'	5.16	125.89	119.70
1	CA	1241	A	N1-C6-N6	5.16	121.69	118.60
1	AA	346	A	C8-N9-C4	5.16	107.86	105.80
2	AB	41	U	N1-C2-O2	-5.16	119.19	122.80
31	A7	33	ARG	NE-CZ-NH1	5.16	122.88	120.30
34	BA	796	C	N1-C2-O2	-5.16	115.81	118.90
1	CA	1637	A	C8-N9-C4	-5.16	103.74	105.80
1	AA	70	A	C5-N7-C8	-5.16	101.32	103.90
1	AA	217	A	C8-N9-C4	-5.16	103.74	105.80
1	AA	2380	C	C4-C5-C6	5.16	119.98	117.40
1	AA	2399	U	N3-C2-O2	5.16	125.81	122.20
1	AA	2778	A	C8-N9-C4	5.16	107.86	105.80
34	BA	813	U	N1-C2-O2	-5.16	119.19	122.80
1	CA	1121	C	N3-C4-N4	-5.16	114.39	118.00
1	CA	1827	C	C2-N3-C4	5.16	122.48	119.90
56	BW	73	A	N7-C8-N9	5.15	116.38	113.80
1	AA	1090	G	N9-C4-C5	5.15	107.46	105.40
1	AA	1344	C	C2-N3-C4	-5.15	117.32	119.90
1	AA	2093	A	N7-C8-N9	-5.15	111.22	113.80
34	BA	23	C	C6-N1-C2	-5.15	118.24	120.30
34	BA	522	C	O5'-P-OP2	-5.15	101.06	105.70
34	BA	901	A	OP2-P-O3'	5.15	116.54	105.20
1	CA	517	C	OP2-P-O3'	5.15	116.54	105.20
1	CA	1310	G	C5-C6-O6	-5.15	125.51	128.60
1	CA	2565	A	N1-C6-N6	5.15	121.69	118.60
14	CQ	28	ALA	N-CA-C	5.15	124.91	111.00
34	DA	147	G	C4-N9-C1'	5.15	133.20	126.50
34	DA	449	C	C2-N1-C1'	5.15	124.47	118.80
1	AA	1318	A	O5'-P-OP1	5.15	116.88	110.70
1	AA	1371	G	O4'-C1'-N9	5.15	112.32	108.20
1	AA	2076	A	C8-N9-C4	5.15	107.86	105.80
1	AA	2730	G	C6-C5-N7	-5.15	127.31	130.40
34	BA	343	U	C5-C6-N1	5.15	125.28	122.70
1	CA	1836	C	C5-C4-N4	5.15	123.81	120.20
1	CA	2525	G	N9-C4-C5	-5.15	103.34	105.40
2	CB	77	U	O5'-P-OP2	-5.15	101.06	105.70
34	DA	104	G	C4-C5-C6	5.15	121.89	118.80
1	CA	689	A	N1-C2-N3	5.15	131.88	129.30
1	CA	950	G	N9-C4-C5	5.15	107.46	105.40

Continued on next page...

Continued from previous page...

Mol	Chain	Res	Type	Atoms	Z	Observed(°)	Ideal(°)
34	DA	689	C	C6-N1-C2	-5.15	118.24	120.30
1	AA	1989	C	C5-C6-N1	5.15	123.57	121.00
1	AA	2475	C	C5-C6-N1	-5.15	118.43	121.00
1	AA	2557	G	C5-C6-O6	-5.15	125.51	128.60
34	BA	354	G	OP2-P-O3'	5.15	116.53	105.20
1	CA	2003	G	N1-C2-N2	-5.15	111.57	116.20
34	DA	301	G	N1-C6-O6	5.15	122.99	119.90
34	BA	1461	G	OP2-P-O3'	5.15	116.52	105.20
1	CA	382	G	C6-N1-C2	-5.15	122.01	125.10
1	CA	1790	C	OP1-P-O3'	5.15	116.52	105.20
1	AA	354	A	C4-N9-C1'	-5.14	117.04	126.30
1	AA	610	C	C2-N3-C4	-5.14	117.33	119.90
1	AA	660	C	N3-C2-O2	-5.14	118.30	121.90
1	AA	1490	G	N3-C4-C5	-5.14	126.03	128.60
1	AA	1742	G	C4-C5-N7	5.14	112.86	110.80
1	AA	2594	G	N9-C4-C5	-5.14	103.34	105.40
1	AA	2776	G	C4-C5-N7	5.14	112.86	110.80
1	AA	2834	C	C5-C6-N1	5.14	123.57	121.00
34	BA	527	G	C8-N9-C4	-5.14	104.34	106.40
34	BA	1477	C	N3-C2-O2	-5.14	118.30	121.90
1	CA	933	A	C8-N9-C4	-5.14	103.74	105.80
1	AA	744	C	N3-C4-C5	5.14	123.96	121.90
1	AA	867	A	C4-C5-N7	5.14	113.27	110.70
1	AA	1324	A	C5-C6-N1	-5.14	115.13	117.70
1	AA	1819	C	N1-C2-O2	5.14	121.98	118.90
1	AA	2346	G	C6-C5-N7	-5.14	127.31	130.40
1	CA	1608	A	C8-N9-C4	-5.14	103.74	105.80
1	CA	2776	A	N7-C8-N9	-5.14	111.23	113.80
34	DA	104	G	N1-C6-O6	5.14	122.98	119.90
1	CA	987	G	OP1-P-OP2	-5.14	111.89	119.60
1	AA	403	C	O5'-P-OP2	-5.14	101.08	105.70
1	AA	564	G	OP2-P-O3'	5.14	116.51	105.20
1	AA	1635	C	N3-C4-C5	-5.14	119.84	121.90
1	AA	2306	C	C5-C4-N4	-5.14	116.60	120.20
1	AA	2556	G	O5'-P-OP1	5.14	116.87	110.70
34	BA	812	C	C6-N1-C2	5.14	122.36	120.30
34	BA	909	A	OP1-P-OP2	5.14	127.31	119.60
1	CA	1207	C	O5'-P-OP1	-5.14	101.07	105.70
1	CA	1992	G	C2'-C3'-O3'	5.14	121.92	113.70
1	CA	2567	G	N1-C6-O6	-5.14	116.82	119.90
34	DA	562	C	N1-C2-O2	-5.14	115.82	118.90
1	AA	1364	C	N1-C2-O2	-5.14	115.82	118.90

Continued on next page...

Continued from previous page...

Mol	Chain	Res	Type	Atoms	Z	Observed(°)	Ideal(°)
1	AA	1483	C	N1-C2-O2	5.14	121.98	118.90
1	AA	1707	C	O5'-P-OP2	-5.14	101.08	105.70
1	AA	2606	C	N1-C2-O2	5.14	121.98	118.90
1	AA	856	G	C4-C5-N7	-5.14	108.75	110.80
1	AA	2056	U	N3-C2-O2	-5.14	118.60	122.20
1	AA	798	A	N7-C8-N9	-5.13	111.23	113.80
1	AA	870	G	N3-C2-N2	5.13	123.50	119.90
1	AA	1424	A	O5'-P-OP2	5.13	116.86	110.70
1	AA	1643	A	C4-C5-N7	-5.13	108.13	110.70
1	AA	2252	C	OP1-P-OP2	-5.13	111.90	119.60
34	BA	322	C	C5-C6-N1	-5.13	118.43	121.00
1	CA	1632	A	C8-N9-C4	-5.13	103.75	105.80
1	AA	343	C	N1-C2-N3	5.13	122.79	119.20
1	AA	529	U	N3-C4-O4	-5.13	115.81	119.40
1	AA	1331	G	OP1-P-OP2	5.13	127.30	119.60
1	AA	2896	G	C5-C6-O6	-5.13	125.52	128.60
1	CA	560	C	C5-C6-N1	-5.13	118.43	121.00
1	CA	2594	C	N1-C2-O2	-5.13	115.82	118.90
34	DA	1383	C	C6-N1-C2	-5.13	118.25	120.30
1	AA	323	A	C5-C6-N1	5.13	120.27	117.70
1	AA	1024	G	C4-C5-N7	-5.13	108.75	110.80
1	AA	1438	A	C6-C5-N7	5.13	135.89	132.30
1	AA	1654	A	O5'-P-OP1	-5.13	101.08	105.70
1	AA	1773	C	C6-N1-C2	5.13	122.35	120.30
1	AA	2316	G	C8-N9-C1'	5.13	133.67	127.00
1	AA	2528	G	N9-C4-C5	5.13	107.45	105.40
1	AA	2713	C	C4-C5-C6	5.13	119.97	117.40
34	BA	909	A	O5'-P-OP1	-5.13	101.08	105.70
1	CA	337	C	C6-N1-C2	5.13	122.35	120.30
1	AA	230	A	OP1-P-OP2	5.13	127.30	119.60
1	AA	340	C	N3-C4-C5	5.13	123.95	121.90
1	AA	458	U	C5-C4-O4	5.13	128.98	125.90
34	BA	1064	G	N3-C2-N2	-5.13	116.31	119.90
56	BW	73	A	O4'-C1'-N9	5.13	112.30	108.20
1	CA	462	C	N3-C2-O2	-5.13	118.31	121.90
1	CA	858	U	N1-C2-O2	5.13	126.39	122.80
1	CA	2446	G	N1-C6-O6	-5.13	116.82	119.90
1	AA	481	C	C2-N3-C4	-5.13	117.34	119.90
1	AA	1284	G	N1-C6-O6	5.13	122.98	119.90
1	AA	2605	U	N3-C4-C5	5.13	117.68	114.60
1	AA	2703	C	N3-C4-C5	5.13	123.95	121.90
34	BA	134	A	C8-N9-C4	5.13	107.85	105.80

Continued on next page...

Continued from previous page...

Mol	Chain	Res	Type	Atoms	Z	Observed(°)	Ideal(°)
56	BY	74	C	C6-N1-C2	5.13	122.35	120.30
1	CA	1611	C	C4-C5-C6	-5.13	114.83	117.40
34	BA	12	U	O5'-P-OP2	-5.13	101.09	105.70
34	BA	879	C	C2-N3-C4	-5.13	117.34	119.90
34	BA	907	A	O5'-P-OP2	-5.13	101.09	105.70
1	AA	863	C	N3-C2-O2	5.12	125.49	121.90
1	AA	2283	G	N1-C2-N2	-5.12	111.59	116.20
56	BW	49	C	N3-C2-O2	-5.12	118.31	121.90
1	CA	522	G	N3-C2-N2	-5.12	116.31	119.90
1	CA	2592	G	C8-N9-C4	-5.12	104.35	106.40
34	DA	729	A	C8-N9-C4	-5.12	103.75	105.80
1	AA	471	C	N1-C2-N3	5.12	122.79	119.20
1	AA	817	G	C5-C6-O6	5.12	131.67	128.60
1	AA	872	C	OP1-P-O3'	5.12	116.47	105.20
1	AA	1361	C	N3-C4-N4	5.12	121.59	118.00
1	AA	1444	C	C5-C4-N4	-5.12	116.61	120.20
1	AA	2675	G	N3-C2-N2	-5.12	116.31	119.90
20	AW	97	LYS	CD-CE-NZ	5.12	123.48	111.70
34	BA	980	C	N3-C2-O2	-5.12	118.31	121.90
34	BA	1036	G	C4-N9-C1'	5.12	133.16	126.50
1	CA	454	A	C5-C6-N1	-5.12	115.14	117.70
1	CA	549	G	C5-C6-O6	-5.12	125.53	128.60
1	CA	1886	C	N3-C2-O2	-5.12	118.31	121.90
1	CA	2815	C	C6-N1-C2	5.12	122.35	120.30
1	AA	194	G	N1-C2-N2	-5.12	111.59	116.20
1	AA	948	C	N3-C4-N4	-5.12	114.42	118.00
1	AA	1845	G	C4-C5-N7	5.12	112.85	110.80
1	AA	2091	G	OP2-P-O3'	5.12	116.47	105.20
1	AA	2421	G	O5'-P-OP1	5.12	116.85	110.70
34	BA	1107	C	O5'-P-OP1	-5.12	101.09	105.70
56	BW	19	G	OP2-P-O3'	5.12	116.47	105.20
1	CA	727	A	C8-N9-C4	5.12	107.85	105.80
1	CA	1820	U	C6-N1-C2	5.12	124.07	121.00
1	CA	2071	A	C6-N1-C2	-5.12	115.53	118.60
1	AA	1420	G	O5'-P-OP1	5.12	116.84	110.70
1	AA	2014	G	P-O3'-C3'	5.12	125.84	119.70
1	AA	2271	G	C5-C6-N1	5.12	114.06	111.50
1	AA	2638	C	C4-C5-C6	5.12	119.96	117.40
34	BA	1494	G	OP1-P-O3'	5.12	116.46	105.20
1	CA	204	A	O5'-P-OP2	-5.12	101.09	105.70
1	CA	574	C	O5'-P-OP2	5.12	116.84	110.70
1	CA	828	U	N3-C2-O2	-5.12	118.62	122.20

Continued on next page...

Continued from previous page...

Mol	Chain	Res	Type	Atoms	Z	Observed(°)	Ideal(°)
1	CA	1857	G	C6-C5-N7	-5.12	127.33	130.40
1	AA	554	A	N9-C4-C5	-5.12	103.75	105.80
1	AA	825	G	C5-N7-C8	5.12	106.86	104.30
1	AA	1298	G	OP2-P-O3'	5.12	116.46	105.20
1	AA	2283	G	N3-C4-N9	5.12	129.07	126.00
1	AA	2342	G	C4-C5-N7	-5.12	108.75	110.80
1	AA	2346	G	C5-C6-O6	-5.12	125.53	128.60
56	BW	75	C	N3-C4-C5	5.12	123.95	121.90
1	CA	205	G	N3-C2-N2	5.12	123.48	119.90
1	CA	2345	G	OP2-P-O3'	5.12	116.46	105.20
1	CA	2357	U	C5-C6-N1	5.12	125.26	122.70
34	DA	244	U	C6-N1-C2	-5.12	117.93	121.00
56	DW	56	C	C6-N1-C2	-5.12	118.25	120.30
1	AA	1752	G	C4-C5-N7	-5.12	108.75	110.80
1	AA	1792	C	C5-C4-N4	-5.12	116.62	120.20
1	CA	1431	U	N3-C2-O2	5.12	125.78	122.20
1	AA	144	C	OP2-P-O3'	5.12	116.45	105.20
1	AA	668	A	C8-N9-C4	5.12	107.85	105.80
1	AA	749	G	C8-N9-C4	5.12	108.45	106.40
1	AA	1298	G	O4'-C1'-N9	-5.12	104.11	108.20
1	AA	2788	A	N3-C4-C5	5.12	130.38	126.80
34	BA	607	A	N1-C6-N6	5.12	121.67	118.60
1	CA	121	G	C4-N9-C1'	5.12	133.15	126.50
1	CA	673	C	C6-N1-C2	5.12	122.35	120.30
1	CA	871	U	OP1-P-O3'	5.12	116.45	105.20
1	CA	939	G	C4-C5-N7	-5.12	108.75	110.80
1	CA	1604	C	C6-N1-C2	5.12	122.35	120.30
1	CA	1775	U	C2-N1-C1'	-5.12	111.56	117.70
1	CA	2334	G	OP2-P-O3'	5.12	116.45	105.20
1	AA	25	U	C6-N1-C2	5.11	124.07	121.00
1	AA	2606	C	C6-N1-C2	5.11	122.35	120.30
1	CA	806	C	OP1-P-OP2	-5.11	111.93	119.60
1	CA	1155	A	O4'-C1'-N9	5.11	112.29	108.20
1	CA	1787	A	O5'-P-OP2	5.11	116.83	110.70
1	CA	1824	G	N7-C8-N9	5.11	115.66	113.10
1	CA	2330	G	C4-C5-C6	5.11	121.87	118.80
1	CA	2501	C	C5-C6-N1	-5.11	118.44	121.00
1	CA	2502	G	N3-C4-N9	5.11	129.07	126.00
34	DA	1519	A	N9-C4-C5	5.11	107.84	105.80
1	AA	709	G	N9-C4-C5	5.11	107.44	105.40
1	AA	2788	A	C6-N1-C2	5.11	121.67	118.60
1	AA	479	C	C2-N1-C1'	-5.11	113.18	118.80

Continued on next page...

Continued from previous page...

Mol	Chain	Res	Type	Atoms	Z	Observed(°)	Ideal(°)
1	AA	515	G	N7-C8-N9	-5.11	110.54	113.10
1	AA	1219	A	P-O3'-C3'	5.11	125.83	119.70
1	AA	1815	A	N1-C2-N3	5.11	131.86	129.30
1	AA	2355	C	C5-C4-N4	5.11	123.78	120.20
1	AA	2513	C	C6-N1-C1'	5.11	126.93	120.80
1	AA	2576	A	C5-C6-N6	5.11	127.79	123.70
2	AB	1	U	N1-C2-O2	5.11	126.38	122.80
17	AT	98	LYS	CD-CE-NZ	5.11	123.46	111.70
56	BW	76	A	N1-C2-N3	5.11	131.85	129.30
1	AA	1334	U	C2-N3-C4	-5.11	123.93	127.00
1	AA	2650	G	N9-C4-C5	-5.11	103.36	105.40
1	AA	2876	U	N1-C2-N3	5.11	117.97	114.90
1	AA	965	G	N1-C6-O6	-5.11	116.83	119.90
1	AA	1374	G	N3-C4-N9	5.11	129.06	126.00
1	AA	1905	G	C8-N9-C4	-5.11	104.36	106.40
1	AA	2026	G	C4-C5-N7	5.11	112.84	110.80
1	AA	2467	G	C2-N3-C4	-5.11	109.35	111.90
1	AA	2802	C	O4'-C1'-N1	5.11	112.29	108.20
34	BA	770	C	OP1-P-OP2	-5.11	111.94	119.60
34	BA	1381	U	C2-N1-C1'	-5.11	111.57	117.70
1	CA	1204	A	N7-C8-N9	5.11	116.35	113.80
1	CA	2491	U	C2-N3-C4	-5.11	123.94	127.00
1	CA	2510	C	C5-C4-N4	5.11	123.78	120.20
1	AA	1009	C	O5'-P-OP2	-5.11	101.11	105.70
1	AA	1273	G	N1-C2-N2	5.11	120.80	116.20
1	AA	1294	G	N3-C4-C5	5.11	131.15	128.60
1	AA	2056	U	N1-C2-N3	5.11	117.96	114.90
1	CA	458	G	C4-N9-C1'	-5.11	119.86	126.50
1	CA	494	G	C8-N9-C4	5.11	108.44	106.40
1	CA	553	G	OP2-P-O3'	5.11	116.43	105.20
1	CA	784	A	O5'-P-OP2	5.11	116.83	110.70
1	CA	980	A	C2-N3-C4	-5.11	108.05	110.60
1	CA	1605	C	C2-N3-C4	-5.11	117.35	119.90
1	CA	2548	G	C4-C5-N7	5.11	112.84	110.80
1	CA	2763	G	C4-C5-N7	-5.11	108.76	110.80
1	AA	781	A	N1-C2-N3	5.10	131.85	129.30
1	AA	1789	G	C8-N9-C1'	-5.10	120.36	127.00
1	CA	945	A	N3-C4-N9	-5.10	123.32	127.40
1	CA	2590	A	C5-N7-C8	5.10	106.45	103.90
1	AA	74	G	N1-C6-O6	5.10	122.96	119.90
1	AA	511	C	N3-C4-C5	5.10	123.94	121.90
1	AA	1194	A	C6-N1-C2	-5.10	115.54	118.60

Continued on next page...

Continued from previous page...

Mol	Chain	Res	Type	Atoms	Z	Observed(°)	Ideal(°)
1	AA	2712	C	O5'-P-OP2	-5.10	101.11	105.70
1	AA	2721	G	C4-C5-C6	5.10	121.86	118.80
34	BA	350	G	N3-C4-C5	-5.10	126.05	128.60
1	CA	2382	G	C8-N9-C4	5.10	108.44	106.40
34	DA	1476	G	C5-C6-N1	5.10	114.05	111.50
1	CA	680	G	C4-C5-N7	-5.10	108.76	110.80
1	CA	759	G	C5-C6-N1	5.10	114.05	111.50
1	CA	2233	U	N3-C2-O2	5.10	125.77	122.20
1	CA	2409	G	N1-C6-O6	5.10	122.96	119.90
1	CA	2548	G	C5-N7-C8	-5.10	101.75	104.30
34	DA	1473	A	C8-N9-C4	5.10	107.84	105.80
1	AA	793	A	N9-C4-C5	5.10	107.84	105.80
1	AA	1215	G	N1-C6-O6	5.10	122.96	119.90
1	AA	1395	A	C4-C5-N7	5.10	113.25	110.70
1	AA	2056	U	C5-C6-N1	-5.10	120.15	122.70
1	AA	2343	G	N1-C2-N2	5.10	120.79	116.20
1	AA	2400	A	N3-C4-N9	-5.10	123.32	127.40
34	BA	545	C	N3-C2-O2	-5.10	118.33	121.90
34	BA	1509	C	C2-N3-C4	-5.10	117.35	119.90
1	CA	408	G	N1-C6-O6	-5.10	116.84	119.90
34	DA	489	C	C6-N1-C2	-5.10	118.26	120.30
1	AA	1062	G	OP1-P-OP2	-5.10	111.95	119.60
1	AA	1170	C	N3-C4-N4	5.10	121.57	118.00
1	AA	1823	G	N1-C6-O6	-5.10	116.84	119.90
1	AA	2616	U	C2-N3-C4	-5.10	123.94	127.00
5	AE	156	MET	CG-SD-CE	5.10	108.36	100.20
34	BA	52	G	C4-C5-N7	5.10	112.84	110.80
1	CA	954	G	C8-N9-C4	-5.10	104.36	106.40
1	CA	2203	U	N1-C2-O2	-5.10	119.23	122.80
1	CA	2495	G	N3-C4-N9	-5.10	122.94	126.00
1	AA	2375	C	C5-C6-N1	-5.10	118.45	121.00
1	AA	2524	C	N3-C4-C5	5.10	123.94	121.90
1	AA	2755	C	O5'-P-OP1	5.10	116.81	110.70
34	BA	893	C	N3-C4-N4	5.10	121.57	118.00
1	CA	1193	G	C5-C6-O6	-5.10	125.54	128.60
1	CA	1988	C	N1-C2-O2	5.10	121.96	118.90
1	CA	2364	C	N1-C2-O2	-5.10	115.84	118.90
1	AA	15	G	N9-C1'-C2'	-5.09	106.40	112.00
1	AA	872	C	O5'-P-OP2	5.09	116.81	110.70
1	AA	1602	G	N1-C2-N3	5.09	126.96	123.90
2	AB	116	G	C2-N3-C4	-5.09	109.35	111.90
34	DA	760	G	N9-C1'-C2'	-5.09	106.39	112.00

Continued on next page...

Continued from previous page...

Mol	Chain	Res	Type	Atoms	Z	Observed(°)	Ideal(°)
1	AA	125	A	OP1-P-O3'	5.09	116.40	105.20
1	AA	565	C	O5'-P-OP1	-5.09	101.12	105.70
1	AA	1802	C	C6-N1-C2	-5.09	118.26	120.30
1	AA	2397	C	O5'-P-OP2	5.09	116.81	110.70
1	AA	2780	C	C5-C4-N4	5.09	123.77	120.20
2	AB	108	U	OP1-P-OP2	5.09	127.24	119.60
1	CA	310	A	O4'-C1'-N9	5.09	112.27	108.20
1	AA	1060	U	N3-C2-O2	-5.09	118.64	122.20
1	AA	1262	C	N1-C2-O2	-5.09	115.85	118.90
1	AA	1345	G	C4-C5-N7	-5.09	108.76	110.80
1	AA	1454	C	C6-N1-C2	-5.09	118.26	120.30
1	AA	1617	A	C4-C5-N7	5.09	113.25	110.70
1	AA	1853	G	C5-C6-O6	5.09	131.66	128.60
1	AA	2029	C	C4-C5-C6	5.09	119.95	117.40
6	AF	77	ASP	CB-CG-OD1	-5.09	113.72	118.30
1	CA	1340	U	C2-N3-C4	-5.09	123.94	127.00
1	CA	1678	G	N3-C2-N2	-5.09	116.34	119.90
34	DA	189(D)	C	C6-N1-C2	-5.09	118.26	120.30
1	AA	2658	C	N3-C2-O2	5.09	125.46	121.90
1	CA	589	C	C2-N3-C4	-5.09	117.36	119.90
1	CA	2460	U	C5-C6-N1	-5.09	120.16	122.70
1	AA	88	G	C8-N9-C4	-5.09	104.36	106.40
1	AA	833	C	OP1-P-O3'	-5.09	94.01	105.20
1	AA	1273	G	C6-C5-N7	5.09	133.45	130.40
1	AA	2880	C	N1-C2-N3	5.09	122.76	119.20
1	AA	70	A	N7-C8-N9	5.09	116.34	113.80
1	AA	99	G	N3-C4-N9	-5.09	122.95	126.00
1	AA	128	C	N3-C2-O2	-5.09	118.34	121.90
1	AA	468	G	N3-C2-N2	5.09	123.46	119.90
34	BA	886	G	C2-N3-C4	-5.09	109.36	111.90
1	CA	743	G	C5-C6-O6	5.09	131.65	128.60
1	CA	748	G	N3-C4-N9	-5.09	122.95	126.00
1	CA	2466	C	N3-C4-C5	5.09	123.94	121.90
34	DA	769	G	C5-C6-N1	-5.09	108.96	111.50
1	AA	614	C	C5-C4-N4	5.08	123.76	120.20
1	AA	1681	A	C8-N9-C4	-5.08	103.77	105.80
34	BA	60	A	O5'-P-OP2	-5.08	101.12	105.70
1	CA	445	C	O5'-P-OP2	-5.08	101.12	105.70
1	CA	1668	A	C2-N3-C4	5.08	113.14	110.60
1	CA	2447	G	N1-C6-O6	-5.08	116.85	119.90
1	AA	60	G	C6-C5-N7	5.08	133.45	130.40
1	AA	216	A	N9-C4-C5	5.08	107.83	105.80

Continued on next page...

Continued from previous page...

Mol	Chain	Res	Type	Atoms	Z	Observed(°)	Ideal(°)
1	AA	892	G	O4'-C1'-N9	5.08	112.27	108.20
1	AA	1497	G	N9-C4-C5	5.08	107.43	105.40
1	AA	2291	G	N1-C6-O6	5.08	122.95	119.90
1	AA	2408	G	C4-C5-N7	-5.08	108.77	110.80
1	AA	2878	A	C2-N3-C4	5.08	113.14	110.60
34	BA	883	C	C5-C6-N1	5.08	123.54	121.00
34	BA	1515	C	N1-C2-O2	-5.08	115.85	118.90
1	CA	673	C	C5-C6-N1	-5.08	118.46	121.00
1	CA	1561	G	N3-C4-N9	-5.08	122.95	126.00
1	AA	1801	G	N1-C2-N3	5.08	126.95	123.90
1	AA	2332	A	N9-C4-C5	-5.08	103.77	105.80
34	BA	1513	A	C5-C6-N6	-5.08	119.64	123.70
34	BA	1526	G	N1-C6-O6	5.08	122.95	119.90
1	CA	130	C	C2-N3-C4	-5.08	117.36	119.90
1	CA	791	C	N3-C2-O2	-5.08	118.34	121.90
1	CA	2255	G	OP2-P-O3'	5.08	116.38	105.20
1	CA	2258	C	N3-C4-C5	5.08	123.93	121.90
1	AA	969	C	C6-N1-C2	-5.08	118.27	120.30
1	AA	1244	U	N3-C4-O4	-5.08	115.84	119.40
1	AA	1804	A	N9-C1'-C2'	-5.08	106.41	112.00
1	AA	2654	G	OP2-P-O3'	5.08	116.38	105.20
1	AA	2881	C	N3-C4-C5	5.08	123.93	121.90
1	AA	1178	A	OP1-P-OP2	5.08	127.22	119.60
1	AA	1345	G	OP2-P-O3'	5.08	116.37	105.20
1	AA	2295	C	N1-C2-O2	-5.08	115.85	118.90
1	CA	124	G	N3-C4-C5	5.08	131.14	128.60
1	CA	411	G	O4'-C1'-N9	-5.08	104.14	108.20
1	CA	2760	C	C6-N1-C2	5.08	122.33	120.30
1	AA	397	G	O4'-C1'-N9	-5.08	104.14	108.20
1	AA	575	G	N1-C6-O6	-5.08	116.85	119.90
1	AA	996	C	N1-C2-O2	5.08	121.94	118.90
1	AA	1166	G	C6-C5-N7	5.08	133.44	130.40
1	AA	1672	G	C5-C6-N1	5.08	114.04	111.50
1	CA	491	G	C4-C5-N7	-5.08	108.77	110.80
1	CA	2256	G	N3-C4-N9	5.08	129.04	126.00
1	CA	2572	A	C2-N3-C4	5.08	113.14	110.60
1	AA	50	G	C4-N9-C1'	5.07	133.09	126.50
1	AA	54	G	N3-C4-C5	-5.07	126.06	128.60
1	AA	1464	G	N3-C2-N2	5.07	123.45	119.90
1	AA	1467	G	N3-C2-N2	5.07	123.45	119.90
1	AA	1788	U	OP1-P-O3'	5.07	116.36	105.20
1	AA	2456	G	N9-C4-C5	5.07	107.43	105.40

Continued on next page...

Continued from previous page...

Mol	Chain	Res	Type	Atoms	Z	Observed(°)	Ideal(°)
1	AA	2501	G	N3-C2-N2	5.07	123.45	119.90
1	AA	2718	G	OP2-P-O3'	5.07	116.36	105.20
2	AB	47	C	OP1-P-O3'	5.07	116.36	105.20
1	CA	198	C	C6-N1-C2	-5.07	118.27	120.30
1	CA	523	C	OP2-P-O3'	5.07	116.36	105.20
1	CA	1125	G	C5-C6-O6	-5.07	125.56	128.60
1	AA	1837	C	C6-N1-C2	5.07	122.33	120.30
1	CA	1812	A	C8-N9-C4	-5.07	103.77	105.80
34	DA	907	A	C2-N3-C4	-5.07	108.06	110.60
1	AA	1000	C	N3-C2-O2	-5.07	118.35	121.90
1	AA	2015	U	C5-C6-N1	-5.07	120.16	122.70
1	AA	2105	G	OP2-P-O3'	5.07	116.35	105.20
1	AA	2714	U	C6-N1-C2	5.07	124.04	121.00
1	CA	337	C	C5-C6-N1	-5.07	118.47	121.00
1	CA	421	U	OP1-P-O3'	5.07	116.36	105.20
1	CA	562	U	O5'-P-OP1	-5.07	101.14	105.70
1	CA	1139	G	N9-C4-C5	-5.07	103.37	105.40
1	AA	321	C	C6-N1-C2	5.07	122.33	120.30
1	AA	431	C	N1-C2-O2	5.07	121.94	118.90
1	AA	873	U	C4-C5-C6	5.07	122.74	119.70
1	AA	1199	C	C5-C6-N1	-5.07	118.47	121.00
1	AA	1206	G	N3-C4-C5	-5.07	126.07	128.60
1	AA	2300	A	N7-C8-N9	-5.07	111.27	113.80
34	BA	354	G	C4-C5-N7	5.07	112.83	110.80
1	CA	1810	A	C2-N3-C4	5.07	113.13	110.60
1	AA	518	G	OP2-P-O3'	5.07	116.34	105.20
1	AA	630	U	C5-C6-N1	-5.07	120.17	122.70
1	AA	1210	G	C5-C6-O6	5.07	131.64	128.60
1	AA	2018	C	O5'-P-OP1	-5.07	101.14	105.70
1	AA	2063	U	N1-C2-N3	5.07	117.94	114.90
1	AA	2399	U	N1-C2-N3	5.07	117.94	114.90
1	AA	2576	A	O5'-P-OP1	-5.07	101.14	105.70
2	AB	16	G	N1-C6-O6	5.07	122.94	119.90
1	CA	102	G	N3-C4-N9	-5.07	122.96	126.00
1	CA	773	U	N1-C2-O2	-5.07	119.25	122.80
1	CA	1970	A	N7-C8-N9	5.07	116.33	113.80
1	AA	165	G	N1-C2-N3	5.06	126.94	123.90
1	AA	177	G	N1-C2-N2	-5.06	111.64	116.20
1	AA	2529	C	C6-N1-C1'	-5.06	114.72	120.80
34	BA	130	A	C8-N9-C4	5.06	107.83	105.80
34	BA	815	A	C2-N3-C4	-5.06	108.07	110.60
1	CA	672	C	N3-C2-O2	5.06	125.44	121.90

Continued on next page...

Continued from previous page...

Mol	Chain	Res	Type	Atoms	Z	Observed(°)	Ideal(°)
34	DA	484	G	N3-C4-N9	5.06	129.04	126.00
1	AA	69	G	N3-C4-C5	-5.06	126.07	128.60
1	AA	979	G	C5-N7-C8	5.06	106.83	104.30
1	AA	1594	C	N3-C4-C5	5.06	123.92	121.90
1	AA	1981	G	C8-N9-C4	-5.06	104.38	106.40
1	AA	2044	U	N3-C4-O4	5.06	122.94	119.40
1	AA	2282	G	N1-C2-N2	5.06	120.76	116.20
1	AA	2399	U	N3-C4-C5	-5.06	111.56	114.60
1	AA	2511	C	O5'-P-OP1	-5.06	101.14	105.70
34	BA	726	C	OP1-P-O3'	5.06	116.34	105.20
34	BA	1496	C	C5-C4-N4	-5.06	116.66	120.20
34	BA	1519	A	N1-C6-N6	-5.06	115.56	118.60
56	BW	11	C	C2-N3-C4	-5.06	117.37	119.90
1	CA	187	G	N3-C4-C5	-5.06	126.07	128.60
1	CA	517	C	C6-N1-C2	5.06	122.33	120.30
1	CA	1806	C	N1-C2-O2	-5.06	115.86	118.90
34	DA	23	C	N3-C4-N4	5.06	121.54	118.00
34	DA	53	A	O5'-P-OP1	-5.06	101.14	105.70
34	DA	729	A	OP1-P-O3'	5.06	116.34	105.20
34	DA	1523	G	N3-C4-C5	5.06	131.13	128.60
1	AA	829	A	C8-N9-C4	5.06	107.82	105.80
1	AA	1457	C	O5'-P-OP2	-5.06	101.14	105.70
1	CA	1648	C	OP2-P-O3'	5.06	116.33	105.20
1	AA	415	G	N3-C4-C5	-5.06	126.07	128.60
1	AA	846	G	C8-N9-C4	-5.06	104.38	106.40
1	AA	967	G	C4-N9-C1'	5.06	133.08	126.50
1	AA	2074	G	C5-N7-C8	5.06	106.83	104.30
1	AA	2251	G	N3-C2-N2	5.06	123.44	119.90
15	AR	75	LEU	CA-CB-CG	5.06	126.94	115.30
1	AA	23	G	N3-C2-N2	-5.06	116.36	119.90
1	AA	426	G	N7-C8-N9	-5.06	110.57	113.10
1	AA	497	A	N1-C2-N3	5.06	131.83	129.30
1	AA	716	G	N1-C6-O6	-5.06	116.86	119.90
1	AA	1157	A	C1'-O4'-C4'	-5.06	105.86	109.90
1	AA	1395	A	C6-C5-N7	-5.06	128.76	132.30
1	AA	2283	G	N9-C4-C5	-5.06	103.38	105.40
1	AA	2287	C	N1-C2-O2	-5.06	115.87	118.90
1	AA	2748	G	C5-C6-O6	5.06	131.63	128.60
34	BA	293	G	C8-N9-C4	-5.06	104.38	106.40
1	CA	1368	G	C6-N1-C2	-5.06	122.07	125.10
1	CA	2277	G	N3-C4-N9	-5.06	122.97	126.00
1	AA	1742	G	C4-N9-C1'	5.06	133.07	126.50

Continued on next page...

Continued from previous page...

Mol	Chain	Res	Type	Atoms	Z	Observed(°)	Ideal(°)
1	CA	1661	G	N7-C8-N9	-5.06	110.57	113.10
1	AA	88	G	C4-C5-N7	-5.05	108.78	110.80
1	AA	753	A	N1-C2-N3	-5.05	126.77	129.30
1	AA	1424	A	C5-N7-C8	-5.05	101.37	103.90
1	AA	2530	A	N9-C4-C5	5.05	107.82	105.80
2	AB	36	C	OP2-P-O3'	5.05	116.32	105.20
1	CA	315	G	O5'-P-OP2	-5.05	101.15	105.70
1	CA	2056	G	C2-N3-C4	5.05	114.43	111.90
34	DA	428	G	C8-N9-C4	5.05	108.42	106.40
34	DA	866	C	C6-N1-C2	-5.05	118.28	120.30
34	BA	728	A	N1-C6-N6	5.05	121.63	118.60
1	CA	234	C	C5-C4-N4	-5.05	116.66	120.20
1	CA	265	A	O4'-C1'-N9	5.05	112.24	108.20
1	AA	165	G	C6-C5-N7	-5.05	127.37	130.40
1	AA	537	G	N1-C2-N3	-5.05	120.87	123.90
1	AA	774	A	O4'-C1'-N9	-5.05	104.16	108.20
1	AA	1172	A	N1-C6-N6	5.05	121.63	118.60
1	AA	1725	G	C4-C5-C6	5.05	121.83	118.80
1	AA	2217	C	OP1-P-O3'	5.05	116.31	105.20
1	AA	2248	C	O5'-P-OP1	-5.05	101.15	105.70
1	AA	2445	A	N1-C2-N3	5.05	131.83	129.30
1	AA	2523	U	C5-C6-N1	-5.05	120.17	122.70
1	AA	2557	G	C6-C5-N7	-5.05	127.37	130.40
1	CA	446	G	OP1-P-OP2	-5.05	112.02	119.60
1	CA	1368	G	N1-C6-O6	-5.05	116.87	119.90
1	CA	1698	A	N3-C4-C5	5.05	130.34	126.80
1	CA	2004	G	OP1-P-OP2	-5.05	112.02	119.60
1	AA	1956	C	C2-N3-C4	-5.05	117.38	119.90
1	CA	858	U	N3-C2-O2	-5.05	118.67	122.20
1	CA	2024	G	OP1-P-OP2	5.05	127.17	119.60
1	AA	974	G	C5-N7-C8	-5.05	101.78	104.30
1	AA	1046	A	N1-C6-N6	5.05	121.63	118.60
1	AA	1197	G	C5-C6-O6	5.05	131.63	128.60
1	AA	2882	G	C8-N9-C4	-5.05	104.38	106.40
34	BA	1502	A	C5-N7-C8	-5.05	101.38	103.90
1	AA	404	C	C5-C6-N1	-5.05	118.48	121.00
1	AA	583	C	C6-N1-C2	5.05	122.32	120.30
1	AA	1058	U	C2-N3-C4	-5.05	123.97	127.00
1	AA	2283	G	C6-C5-N7	-5.05	127.37	130.40
1	AA	2700	U	C6-N1-C2	-5.05	117.97	121.00
1	CA	788	A	OP1-P-OP2	-5.05	112.03	119.60
1	CA	1899	G	N3-C2-N2	-5.05	116.37	119.90

Continued on next page...

Continued from previous page...

Mol	Chain	Res	Type	Atoms	Z	Observed(°)	Ideal(°)
1	CA	2586	C	OP1-P-OP2	-5.05	112.03	119.60
1	CA	2709	G	N3-C4-N9	5.05	129.03	126.00
34	DA	1521	G	N1-C6-O6	-5.05	116.87	119.90
1	AA	27	G	N3-C2-N2	5.04	123.43	119.90
34	BA	516	U	C6-N1-C2	-5.04	117.97	121.00
34	BA	1441	G	OP1-P-O3'	5.04	116.30	105.20
34	BA	1524	C	C4-C5-C6	5.04	119.92	117.40
1	AA	1450	C	OP1-P-OP2	5.04	127.16	119.60
1	AA	1539	C	C2-N3-C4	-5.04	117.38	119.90
1	AA	2476	C	OP1-P-OP2	5.04	127.17	119.60
1	CA	752	A	N9-C4-C5	-5.04	103.78	105.80
1	AA	1359	U	C2-N1-C1'	5.04	123.75	117.70
1	AA	1974	A	C4-C5-N7	-5.04	108.18	110.70
1	AA	2065	C	C4-C5-C6	5.04	119.92	117.40
1	AA	2074	G	C2-N3-C4	5.04	114.42	111.90
1	CA	327	G	N1-C6-O6	5.04	122.92	119.90
1	CA	509	C	O4'-C1'-N1	5.04	112.23	108.20
1	CA	786	C	O5'-P-OP1	-5.04	101.16	105.70
1	CA	1297	C	C4-C5-C6	5.04	119.92	117.40
1	CA	1640	C	OP2-P-O3'	5.04	116.29	105.20
34	DA	854	G	C8-N9-C4	-5.04	104.38	106.40
1	AA	1024	G	N1-C6-O6	-5.04	116.88	119.90
1	AA	2820	A	N1-C2-N3	-5.04	126.78	129.30
1	CA	1721	G	N1-C6-O6	5.04	122.92	119.90
1	CA	2069	G	N3-C4-N9	-5.04	122.98	126.00
34	DA	353	A	C8-N9-C4	5.04	107.82	105.80
1	AA	380	G	N1-C6-O6	5.04	122.92	119.90
1	AA	897	C	C6-N1-C2	5.04	122.31	120.30
1	AA	1207	C	C5-C4-N4	-5.04	116.67	120.20
1	AA	1860	A	OP2-P-O3'	5.04	116.28	105.20
1	AA	2268	G	N3-C2-N2	5.04	123.43	119.90
1	AA	2587	C	C2-N1-C1'	5.04	124.34	118.80
1	AA	2795	G	C4-C5-N7	-5.04	108.78	110.80
24	A0	10	THR	CA-CB-CG2	-5.04	105.35	112.40
34	BA	802	A	N1-C6-N6	5.04	121.62	118.60
1	CA	132	G	OP2-P-O3'	5.04	116.28	105.20
1	CA	488	G	O5'-P-OP2	-5.04	101.17	105.70
1	AA	640	A	P-O3'-C3'	5.04	125.74	119.70
1	AA	641	G	N3-C4-C5	-5.04	126.08	128.60
1	AA	1566	U	N3-C2-O2	-5.04	118.67	122.20
1	AA	1617	A	C6-C5-N7	-5.04	128.78	132.30
1	AA	2572	C	N1-C2-O2	-5.04	115.88	118.90

Continued on next page...

Continued from previous page...

Mol	Chain	Res	Type	Atoms	Z	Observed(°)	Ideal(°)
1	CA	2474	C	C2-N1-C1'	5.04	124.34	118.80
1	AA	152	G	C6-C5-N7	-5.03	127.38	130.40
1	AA	439	A	O5'-P-OP1	5.03	116.74	110.70
1	AA	772	G	C8-N9-C1'	-5.03	120.46	127.00
1	AA	1006	C	C6-N1-C1'	5.03	126.84	120.80
1	AA	1221	G	P-O3'-C3'	5.03	125.74	119.70
1	AA	1741	C	C2-N3-C4	-5.03	117.38	119.90
1	AA	2571	C	N3-C4-C5	5.03	123.91	121.90
1	AA	2585	C	C2-N3-C4	-5.03	117.38	119.90
34	BA	785	G	N1-C6-O6	5.03	122.92	119.90
34	BA	1190	G	P-O3'-C3'	5.03	125.74	119.70
34	BA	1463	C	O5'-P-OP1	-5.03	101.17	105.70
1	CA	414	C	O5'-P-OP2	-5.03	101.17	105.70
1	CA	664	C	O5'-P-OP2	-5.03	101.17	105.70
1	CA	2040	C	O5'-P-OP1	-5.03	101.17	105.70
1	AA	59	G	C5-C6-O6	-5.03	125.58	128.60
1	AA	2682	A	C8-N9-C4	5.03	107.81	105.80
15	AR	17	ARG	NE-CZ-NH2	5.03	122.82	120.30
1	CA	2244	U	C4-C5-C6	5.03	122.72	119.70
1	AA	54	G	N7-C8-N9	5.03	115.61	113.10
1	AA	322	G	C5-N7-C8	5.03	106.81	104.30
1	AA	749	G	C6-N1-C2	-5.03	122.08	125.10
1	AA	882	A	C2-N3-C4	5.03	113.11	110.60
1	AA	1341	C	O5'-P-OP2	-5.03	101.17	105.70
1	AA	2524	C	N1-C2-O2	-5.03	115.88	118.90
34	DA	246	A	OP1-P-O3'	5.03	116.27	105.20
34	DA	1518	A	C2-N3-C4	-5.03	108.08	110.60
1	AA	707	G	N3-C2-N2	-5.03	116.38	119.90
34	BA	867	G	C8-N9-C4	5.03	108.41	106.40
56	BW	33	U	N3-C2-O2	-5.03	118.68	122.20
1	CA	928	G	N1-C6-O6	5.03	122.92	119.90
1	CA	1298	C	C2-N3-C4	-5.03	117.39	119.90
1	AA	365	G	N9-C4-C5	5.03	107.41	105.40
1	AA	545	G	OP1-P-OP2	-5.03	112.06	119.60
1	AA	781	A	C6-C5-N7	-5.03	128.78	132.30
1	AA	1293	A	OP2-P-O3'	5.03	116.26	105.20
1	AA	1808	U	C6-N1-C2	5.03	124.02	121.00
1	CA	218	A	O5'-P-OP2	-5.03	101.17	105.70
1	CA	1368	G	C5-C6-N1	5.03	114.01	111.50
1	AA	237	G	C5-C6-O6	5.03	131.62	128.60
1	AA	623	G	C6-C5-N7	-5.03	127.38	130.40
1	AA	751	G	C6-N1-C2	-5.03	122.08	125.10

Continued on next page...

Continued from previous page...

Mol	Chain	Res	Type	Atoms	Z	Observed(°)	Ideal(°)
1	AA	751	G	C2-N3-C4	5.03	114.41	111.90
1	AA	1219	A	OP1-P-O3'	5.03	116.25	105.20
1	AA	1980	C	C4-C5-C6	5.03	119.91	117.40
1	AA	2076	A	C5-N7-C8	5.03	106.41	103.90
1	AA	2282	G	O5'-P-OP1	5.03	116.73	110.70
1	AA	2397	C	C4-C5-C6	5.03	119.91	117.40
1	AA	2515	A	C2-N3-C4	5.03	113.11	110.60
1	AA	2611	G	OP1-P-OP2	-5.03	112.06	119.60
34	BA	291	C	C6-N1-C2	5.03	122.31	120.30
34	BA	1460	A	O5'-P-OP1	5.03	116.73	110.70
4	CD	52	ARG	NE-CZ-NH1	-5.03	117.79	120.30
1	AA	809	U	N3-C2-O2	-5.02	118.68	122.20
1	AA	1402	G	C4-C5-N7	5.02	112.81	110.80
1	AA	2051	G	C5-C6-N1	-5.02	108.99	111.50
1	AA	2242	G	C4-C5-N7	5.02	112.81	110.80
1	AA	2780	C	N3-C4-N4	-5.02	114.48	118.00
34	BA	886	G	N3-C2-N2	-5.02	116.38	119.90
1	AA	497	A	C2-N3-C4	-5.02	108.09	110.60
1	AA	582	G	C5-C6-O6	5.02	131.61	128.60
1	AA	620	U	N3-C4-O4	-5.02	115.88	119.40
1	CA	432	A	OP2-P-O3'	5.02	116.25	105.20
1	CA	598	G	C8-N9-C4	5.02	108.41	106.40
1	CA	1157	G	C8-N9-C4	-5.02	104.39	106.40
1	CA	1261	C	N1-C2-O2	-5.02	115.89	118.90
1	CA	2494	G	C8-N9-C4	5.02	108.41	106.40
1	AA	872	C	OP1-P-OP2	-5.02	112.07	119.60
1	AA	1920	U	N3-C4-C5	5.02	117.61	114.60
1	AA	2620	G	C8-N9-C4	5.02	108.41	106.40
1	CA	465	G	C2-N3-C4	-5.02	109.39	111.90
1	CA	1664	A	N1-C6-N6	-5.02	115.59	118.60
1	AA	216	A	N3-C4-C5	-5.02	123.29	126.80
1	AA	816	G	N3-C2-N2	5.02	123.41	119.90
1	AA	1789	G	C4-C5-C6	5.02	121.81	118.80
34	BA	610	G	C4-N9-C1'	5.02	133.02	126.50
34	BA	616	G	C8-N9-C4	-5.02	104.39	106.40
1	CA	975(A)	G	C8-N9-C4	5.02	108.41	106.40
1	CA	2053	G	C8-N9-C4	5.02	108.41	106.40
1	CA	2287	A	C2-N3-C4	-5.02	108.09	110.60
1	CA	2498	C	O4'-C1'-N1	-5.02	104.19	108.20
1	CA	2897	U	C5-C6-N1	5.02	125.21	122.70
1	AA	201	G	N7-C8-N9	-5.02	110.59	113.10
1	AA	760	G	C5-C6-O6	-5.02	125.59	128.60

Continued on next page...

Continued from previous page...

Mol	Chain	Res	Type	Atoms	Z	Observed(°)	Ideal(°)
1	AA	838	C	O4'-C1'-N1	5.02	112.22	108.20
1	AA	1235	G	N3-C2-N2	5.02	123.41	119.90
1	AA	1687	C	C4-C5-C6	5.02	119.91	117.40
1	AA	2482	G	N9-C4-C5	-5.02	103.39	105.40
34	BA	574	A	OP2-P-O3'	5.02	116.24	105.20
34	BA	671	G	C6-C5-N7	5.02	133.41	130.40
1	CA	205	G	N3-C4-N9	5.02	129.01	126.00
1	CA	1774	C	C4-C5-C6	5.02	119.91	117.40
1	CA	1807	G	N9-C1'-C2'	-5.02	106.48	112.00
1	CA	1993	U	OP1-P-O3'	5.02	116.24	105.20
1	CA	2258	C	C2-N3-C4	-5.02	117.39	119.90
1	AA	453	C	N1-C2-N3	5.02	122.71	119.20
1	AA	511	C	OP1-P-OP2	-5.02	112.08	119.60
1	AA	1067	A	N1-C2-N3	5.02	131.81	129.30
1	AA	1342	G	C4-C5-C6	-5.02	115.79	118.80
34	DA	115	G	P-O3'-C3'	5.02	125.72	119.70
1	AA	1211	U	C6-N1-C2	-5.01	117.99	121.00
1	AA	2631	C	N3-C4-N4	-5.01	114.49	118.00
34	BA	784	C	C5-C6-N1	-5.01	118.49	121.00
1	CA	193	U	OP1-P-OP2	-5.01	112.08	119.60
1	CA	530	G	C2-N3-C4	-5.01	109.39	111.90
1	CA	878	A	O4'-C1'-N9	5.01	112.21	108.20
1	CA	1523	U	C5-C6-N1	5.01	125.21	122.70
34	DA	396	G	OP1-P-OP2	5.01	127.12	119.60
34	DA	698	G	N1-C6-O6	5.01	122.91	119.90
1	AA	1601	A	OP1-P-O3'	5.01	116.23	105.20
1	AA	2020	G	N3-C4-C5	-5.01	126.09	128.60
1	CA	190	A	N1-C6-N6	5.01	121.61	118.60
1	CA	2782	G	OP2-P-O3'	5.01	116.23	105.20
34	DA	1518	A	C4-C5-N7	-5.01	108.19	110.70
1	AA	30	G	C5-N7-C8	5.01	106.81	104.30
1	AA	74	G	N1-C2-N2	5.01	120.71	116.20
1	AA	197	C	OP2-P-O3'	5.01	116.23	105.20
1	AA	2260	C	C6-N1-C2	-5.01	118.30	120.30
1	AA	2390	A	C4-C5-N7	5.01	113.21	110.70
1	CA	2045	C	N3-C2-O2	5.01	125.41	121.90
34	DA	328	C	O4'-C1'-N1	5.01	112.21	108.20
1	AA	1087	C	O5'-P-OP1	5.01	116.71	110.70
1	AA	1090	G	C4-C5-N7	-5.01	108.80	110.80
1	AA	1623	U	OP2-P-O3'	5.01	116.22	105.20
1	AA	1665	G	N3-C4-C5	-5.01	126.09	128.60
1	AA	1682	G	C6-C5-N7	-5.01	127.39	130.40

Continued on next page...

Continued from previous page...

Mol	Chain	Res	Type	Atoms	Z	Observed(°)	Ideal(°)
1	AA	2000	A	C6-N1-C2	5.01	121.61	118.60
56	BW	34	G	C6-C5-N7	-5.01	127.39	130.40
1	CA	246	C	C6-N1-C2	5.01	122.30	120.30
1	CA	503	A	C5-C6-N6	5.01	127.71	123.70
1	CA	961	C	N3-C2-O2	5.01	125.41	121.90
1	CA	2634	G	C5-C6-O6	5.01	131.61	128.60
34	DA	551	U	N1-C2-O2	-5.01	119.29	122.80
34	DA	1522	U	OP2-P-O3'	5.01	116.22	105.20
1	AA	1813	C	C5-C4-N4	-5.01	116.69	120.20
1	AA	2369	U	C4-C5-C6	5.01	122.70	119.70
1	AA	2544	G	C5-C6-O6	-5.01	125.59	128.60
2	AB	29	A	N1-C6-N6	-5.01	115.59	118.60
1	CA	581	C	N3-C2-O2	5.01	125.41	121.90
1	CA	2465	C	C5-C6-N1	-5.01	118.50	121.00
1	CA	2893	G	C2-N3-C4	5.01	114.40	111.90
1	AA	973	G	N1-C6-O6	5.01	122.90	119.90
1	AA	1073	A	N7-C8-N9	-5.01	111.30	113.80
1	AA	1245	C	C6-N1-C1'	5.01	126.81	120.80
1	AA	1376	C	C4-C5-C6	5.01	119.90	117.40
1	AA	1378	G	C5-N7-C8	-5.01	101.80	104.30
1	AA	1487	G	N9-C4-C5	5.01	107.40	105.40
1	AA	2411	G	N9-C1'-C2'	-5.01	106.49	112.00
1	AA	2443	U	OP1-P-O3'	5.01	116.22	105.20
1	AA	2448	G	N3-C2-N2	5.01	123.41	119.90
1	AA	2781	C	N3-C4-N4	-5.01	114.50	118.00
1	CA	1679	U	C5-C4-O4	5.01	128.90	125.90
1	CA	2893	G	C6-C5-N7	-5.01	127.40	130.40
34	DA	781	A	OP2-P-O3'	5.01	116.22	105.20
1	AA	326	C	N3-C4-N4	-5.00	114.50	118.00
1	AA	1021	G	N1-C2-N3	-5.00	120.90	123.90
1	AA	2021	C	C6-N1-C1'	5.00	126.81	120.80
1	AA	2470	G	C5-C6-O6	5.00	131.60	128.60
1	AA	1449	C	N1-C2-O2	-5.00	115.90	118.90
1	AA	1706	U	N3-C2-O2	5.00	125.70	122.20
1	AA	1741	C	C4-C5-C6	5.00	119.90	117.40
1	CA	141	A	C8-N9-C4	-5.00	103.80	105.80
1	CA	391	G	N3-C2-N2	-5.00	116.40	119.90
1	CA	737	C	OP1-P-OP2	-5.00	112.09	119.60
34	DA	1523	G	N3-C4-N9	-5.00	123.00	126.00
1	AA	370	A	OP1-P-O3'	5.00	116.20	105.20
1	AA	911	G	OP2-P-O3'	5.00	116.20	105.20
1	AA	1344	C	N3-C2-O2	5.00	125.40	121.90

Continued on next page...

Continued from previous page...

Mol	Chain	Res	Type	Atoms	Z	Observed(°)	Ideal(°)
1	AA	1369	U	C6-N1-C2	5.00	124.00	121.00
1	AA	2453	C	C5-C6-N1	-5.00	118.50	121.00
34	BA	991	U	P-O3'-C3'	5.00	125.70	119.70
1	CA	154(A)	C	C5-C6-N1	5.00	123.50	121.00
1	CA	333	G	C4-C5-N7	5.00	112.80	110.80
1	CA	1348	G	C8-N9-C4	5.00	108.40	106.40
1	CA	2051	A	N1-C6-N6	5.00	121.60	118.60

There are no chirality outliers.

All (6) planarity outliers are listed below:

Mol	Chain	Res	Type	Group
5	AE	74	PRO	Peptide
6	AF	194	MET	Peptide
19	AV	54	GLY	Peptide
35	BB	93	VAL	Peptide
58	BX	3	004	Peptide
57	DZ	159	ALA	Peptide

5.2 Too-close contacts ⓘ

In the following table, the Non-H and H(model) columns list the number of non-hydrogen atoms and hydrogen atoms in the chain respectively. The H(added) column lists the number of hydrogen atoms added and optimized by MolProbity. The Clashes column lists the number of clashes within the asymmetric unit, whereas Symm-Clashes lists symmetry related clashes.

Mol	Chain	Non-H	H(model)	H(added)	Clashes	Symm-Clashes
1	AA	61861	0	31172	850	0
1	CA	61771	0	31146	1166	0
2	AB	2573	0	1306	27	0
2	CB	2573	0	1306	57	0
3	AC	1063	0	1091	153	3
3	CC	1063	0	1090	186	15
4	AD	2136	0	2218	84	0
4	CD	2142	0	2229	85	0
5	AE	1559	0	1618	58	0
5	CE	1559	0	1618	76	0
6	AF	1584	0	1625	62	0
6	CF	1580	0	1619	75	0
7	AG	1425	0	1443	64	0
7	CG	1424	0	1434	82	0

Continued on next page...

Continued from previous page...

Mol	Chain	Non-H	H(model)	H(added)	Clashes	Symm-Clashes
8	AH	1330	0	1407	53	0
8	CH	1330	0	1407	54	0
9	AK	641	0	309	15	0
9	CK	641	0	309	9	0
10	AL	498	0	521	20	0
10	CL	498	0	521	29	0
11	AN	1117	0	1184	31	0
11	CN	1117	0	1184	38	0
12	AO	933	0	996	30	0
12	CO	933	0	996	26	0
13	AP	1139	0	1223	44	0
13	CP	1135	0	1212	57	0
14	AQ	1122	0	1179	37	0
14	CQ	1122	0	1179	54	0
15	AR	968	0	1033	32	0
15	CR	968	0	1033	37	0
16	AS	877	0	938	42	0
16	CS	870	0	923	67	0
17	AT	1091	0	1151	48	0
17	CT	1083	0	1136	42	0
18	AU	959	0	1019	29	0
18	CU	959	0	1018	40	0
19	AV	771	0	830	11	0
19	CV	771	0	830	24	0
20	AW	886	0	940	23	0
20	CW	886	0	940	40	0
21	AX	750	0	814	24	0
21	CX	750	0	814	28	0
22	AY	806	0	881	37	0
22	CY	806	0	882	45	0
23	AZ	1451	0	1457	61	0
23	CZ	1451	0	1457	72	0
24	A0	608	0	622	20	0
24	C0	608	0	622	27	0
25	A1	755	0	826	29	0
25	C1	755	0	826	23	0
26	A2	588	0	643	16	0
26	C2	588	0	643	28	0
27	A3	469	0	518	12	0
27	C3	464	0	514	25	0
28	A4	558	0	545	31	0
28	C4	532	0	507	28	0

Continued on next page...

Continued from previous page...

Mol	Chain	Non-H	H(model)	H(added)	Clashes	Symm-Clashes
29	A5	455	0	465	15	0
29	C5	455	0	465	16	0
30	A6	453	0	473	17	0
30	C6	449	0	469	20	0
31	A7	418	0	467	16	0
31	C7	418	0	467	12	0
32	A8	517	0	582	25	0
32	C8	517	0	582	24	0
33	A9	307	0	335	11	0
33	C9	307	0	335	13	0
34	BA	32141	0	16224	681	0
34	DA	32268	0	16287	742	0
35	BB	1846	0	1867	78	0
35	DB	1825	0	1828	101	0
36	BC	1552	0	1546	65	0
36	DC	1544	0	1524	63	0
37	BD	1659	0	1679	68	0
37	DD	1678	0	1719	86	0
38	BE	1129	0	1185	51	0
38	DE	1133	0	1191	69	0
39	BF	812	0	804	29	0
39	DF	820	0	814	37	0
40	BG	1231	0	1238	45	0
40	DG	1235	0	1249	52	0
41	BH	1088	0	1126	53	0
41	DH	1088	0	1126	74	0
42	BI	986	0	995	52	0
42	DI	978	0	966	56	0
43	BJ	709	0	650	32	0
43	DJ	714	0	672	32	0
44	BK	833	0	836	34	0
44	DK	833	0	836	26	0
45	BL	930	0	980	39	0
45	DL	930	0	980	45	0
46	BM	923	0	970	37	0
46	DM	907	0	934	39	0
47	BN	492	0	529	30	0
47	DN	492	0	531	46	0
48	BO	728	0	760	29	0
48	DO	728	0	760	29	0
49	BP	681	0	697	50	0
49	DP	677	0	686	36	0

Continued on next page...

Continued from previous page...

Mol	Chain	Non-H	H(model)	H(added)	Clashes	Symm-Clashes
50	BQ	823	0	891	32	0
50	DQ	823	0	891	35	0
51	BR	555	0	618	24	0
51	DR	555	0	618	30	0
52	BS	661	0	675	36	0
52	DS	646	0	644	34	0
53	BT	728	0	798	36	0
53	DT	731	0	807	27	0
54	BU	199	0	208	7	0
54	DU	199	0	208	9	0
55	BV	148	0	76	3	0
55	DV	123	0	66	1	0
56	BW	1631	0	839	25	0
56	BY	1581	0	805	24	0
56	DW	1631	0	839	33	0
56	DY	1561	0	796	34	0
57	BZ	5663	0	5747	265	15
57	DZ	5682	0	5766	236	3
58	BX	93	0	85	14	0
58	DX	93	0	85	15	0
59	A0	5	0	0	0	0
59	A2	1	0	0	0	0
59	A5	1	0	0	0	0
59	A6	2	0	0	0	0
59	A7	1	0	0	0	0
59	A8	1	0	0	0	0
59	A9	1	0	0	0	0
59	AA	832	0	0	0	0
59	AB	23	0	0	0	0
59	AD	10	0	0	0	0
59	AE	5	0	0	0	0
59	AF	6	0	0	0	0
59	AG	2	0	0	0	0
59	AH	1	0	0	0	0
59	AN	3	0	0	0	0
59	AO	1	0	0	0	0
59	AP	3	0	0	0	0
59	AQ	4	0	0	0	0
59	AR	1	0	0	0	0
59	AU	5	0	0	0	0
59	AV	2	0	0	0	0
59	AW	3	0	0	0	0

Continued on next page...

Continued from previous page...

Mol	Chain	Non-H	H(model)	H(added)	Clashes	Symm-Clashes
59	AX	1	0	0	0	0
59	AY	1	0	0	0	0
59	AZ	1	0	0	0	0
59	BA	215	0	0	0	0
59	BB	1	0	0	0	0
59	BD	1	0	0	0	0
59	BE	1	0	0	0	0
59	BF	1	0	0	0	0
59	BK	1	0	0	0	0
59	BL	2	0	0	0	0
59	BM	1	0	0	0	0
59	BN	2	0	0	0	0
59	BS	1	0	0	0	0
59	BT	1	0	0	0	0
59	BW	3	0	0	0	0
59	BZ	1	0	0	0	0
59	C0	1	0	0	0	0
59	C1	1	0	0	0	0
59	C3	1	0	0	0	0
59	C5	1	0	0	0	0
59	C7	1	0	0	0	0
59	C8	1	0	0	0	0
59	CA	664	0	0	0	0
59	CB	13	0	0	0	0
59	CD	4	0	0	0	0
59	CE	5	0	0	0	0
59	CF	4	0	0	0	0
59	CG	1	0	0	0	0
59	CN	1	0	0	0	0
59	CO	1	0	0	0	0
59	CP	1	0	0	0	0
59	CQ	4	0	0	0	0
59	CR	1	0	0	0	0
59	CU	1	0	0	0	0
59	CV	2	0	0	0	0
59	CW	1	0	0	0	0
59	CX	1	0	0	0	0
59	DA	171	0	0	0	0
59	DD	1	0	0	0	0
59	DE	2	0	0	0	0
59	DF	1	0	0	0	0
59	DJ	1	0	0	0	0

Continued on next page...

Continued from previous page...

Mol	Chain	Non-H	H(model)	H(added)	Clashes	Symm-Clashes
59	DK	1	0	0	0	0
59	DT	1	0	0	0	0
59	DW	3	0	0	0	0
59	DZ	2	0	0	0	0
60	A4	1	0	0	0	0
60	A5	1	0	0	0	0
60	A6	1	0	0	0	0
60	A9	1	0	0	0	0
60	AY	1	0	0	0	0
60	BN	1	0	0	0	0
60	C4	1	0	0	0	0
60	C5	1	0	0	0	0
60	C6	1	0	0	0	0
60	C9	1	0	0	0	0
60	CY	1	0	0	0	0
60	DN	1	0	0	0	0
61	BD	8	0	0	1	0
61	DD	8	0	0	2	0
62	BZ	28	0	12	5	0
62	DZ	28	0	12	7	0
63	A0	6	0	0	0	0
63	A1	2	0	0	0	0
63	A3	2	0	0	0	0
63	A5	3	0	0	0	0
63	A6	1	0	0	0	0
63	A7	2	0	0	1	0
63	A8	10	0	0	1	0
63	A9	1	0	0	0	0
63	AA	1413	0	0	66	0
63	AB	38	0	0	3	0
63	AD	10	0	0	2	0
63	AE	17	0	0	4	0
63	AF	11	0	0	1	0
63	AG	3	0	0	1	0
63	AH	1	0	0	0	0
63	AN	1	0	0	0	0
63	AO	3	0	0	0	0
63	AP	16	0	0	1	0
63	AQ	4	0	0	1	0
63	AR	2	0	0	0	0
63	AS	1	0	0	1	0
63	AT	1	0	0	0	0

Continued on next page...

Continued from previous page...

Mol	Chain	Non-H	H(model)	H(added)	Clashes	Symm-Clashes
63	AU	4	0	0	0	0
63	AV	1	0	0	0	0
63	AW	1	0	0	0	0
63	AX	3	0	0	0	0
63	AZ	1	0	0	0	0
63	BA	213	0	0	19	0
63	BD	1	0	0	0	0
63	BM	1	0	0	0	0
63	BO	1	0	0	0	0
63	BP	1	0	0	0	0
63	BV	1	0	0	0	0
63	BW	1	0	0	0	0
63	BZ	2	0	0	0	0
63	C0	4	0	0	0	0
63	C3	2	0	0	0	0
63	C5	1	0	0	0	0
63	C7	2	0	0	0	0
63	C8	4	0	0	0	0
63	CA	983	0	0	79	0
63	CB	9	0	0	1	0
63	CD	15	0	0	1	0
63	CE	9	0	0	1	0
63	CF	6	0	0	0	0
63	CN	1	0	0	0	0
63	CO	1	0	0	0	0
63	CP	11	0	0	2	0
63	CQ	2	0	0	1	0
63	CT	3	0	0	0	0
63	CU	2	0	0	0	0
63	CV	1	0	0	1	0
63	CW	1	0	0	0	0
63	CX	1	0	0	0	0
63	CY	2	0	0	1	0
63	DA	157	0	0	13	0
63	DD	1	0	0	0	0
63	DE	2	0	0	2	0
63	DH	1	0	0	0	0
63	DJ	1	0	0	0	0
63	DK	2	0	0	0	0
63	DL	1	0	0	0	0
63	DT	1	0	0	0	0
All	All	310038	0	209219	7358	18

The all-atom clashscore is defined as the number of clashes found per 1000 atoms (including hydrogen atoms). The all-atom clashscore for this structure is 15.

All (7358) close contacts within the same asymmetric unit are listed below, sorted by their clash magnitude.

Atom-1	Atom-2	Interatomic distance (Å)	Clash overlap (Å)
1:AA:1891:G:H5''	3:AC:206:LYS:CG	1.32	1.59
1:AA:1891:G:C5'	3:AC:206:LYS:HD2	1.36	1.52
1:CA:2128:C:H5''	3:CC:219:MET:CE	1.36	1.51
1:CA:2132:U:C4	3:CC:6:LYS:HE3	1.51	1.41
1:AA:1891:G:C5'	3:AC:206:LYS:CD	2.01	1.37
1:CA:2121:G:C1'	3:CC:168:LYS:CD	1.99	1.33
1:CA:2121:G:O2'	3:CC:168:LYS:HB3	1.17	1.32
1:CA:2121:G:C1'	3:CC:168:LYS:HD3	1.51	1.32
1:CA:2121:G:C2'	3:CC:168:LYS:HD3	1.61	1.30
1:CA:2128:C:C5'	3:CC:219:MET:CE	2.08	1.30
1:AA:1891:G:C5'	3:AC:206:LYS:CG	2.12	1.27
1:CA:2128:C:C5'	3:CC:219:MET:HE3	1.66	1.25
1:CA:2178:C:OP1	3:CC:47:LYS:HG2	1.28	1.24
1:CA:2121:G:O2'	3:CC:168:LYS:CB	1.88	1.21
1:AA:1891:G:H5'	3:AC:206:LYS:CD	1.68	1.14
1:CA:1053:C:C4	1:CA:1054:A:H8	1.68	1.11
1:CA:1054:A:C2	1:CA:1055:G:C8	2.38	1.10
1:CA:1053:C:N3	1:CA:1054:A:C8	2.20	1.10
1:CA:2121:G:O2'	3:CC:168:LYS:HD3	1.50	1.10
1:AA:1891:G:H5''	3:AC:206:LYS:HG2	1.18	1.09
1:CA:1053:C:C4	1:CA:1054:A:C8	2.40	1.09
1:CA:2121:G:H1'	3:CC:168:LYS:CD	1.60	1.09
1:CA:2128:C:OP1	3:CC:219:MET:HE2	1.51	1.08
1:CA:2128:C:OP1	3:CC:219:MET:CE	2.01	1.06
1:AA:1891:G:H5''	3:AC:206:LYS:HG3	1.36	1.03
1:AA:2154:U:O2	3:AC:6:LYS:HB3	1.58	1.03
1:CA:2128:C:C5'	3:CC:219:MET:HE1	1.89	1.01
1:CA:1107:G:C8	1:CA:1107:G:H5''	1.96	1.00
1:CA:1798:U:OP2	4:CD:274:ARG:NH2	1.94	0.99
1:CA:2178:C:OP1	3:CC:47:LYS:CG	2.11	0.99
1:CA:2176:A:H4'	3:CC:45:HIS:CD2	1.98	0.98
1:CA:2121:G:O2'	3:CC:168:LYS:CD	2.10	0.98
20:CW:14:PRO:HG2	20:CW:78:GLU:HG2	1.47	0.97
1:CA:1689:A:H62	1:CA:1698:A:H2	1.08	0.97
1:CA:2120:G:H21	3:CC:168:LYS:CE	1.78	0.97
1:AA:9:U:H3	1:AA:2641:A:H2	1.10	0.97
1:CA:2132:U:C4	3:CC:6:LYS:CE	2.46	0.96

Continued on next page...

Continued from previous page...

Atom-1	Atom-2	Interatomic distance (Å)	Clash overlap (Å)
1:CA:2121:G:N2	3:CC:169:THR:OG1	1.99	0.96
1:CA:2120:G:N2	3:CC:168:LYS:HE2	1.79	0.96
1:AA:1405:A:H61	1:AA:1418:U:H3	1.13	0.96
1:AA:831:A:OP2	63:AA:4562:HOH:O	1.83	0.95
1:AA:1090:G:O2'	1:AA:1157:A:N6	1.99	0.95
1:CA:2121:G:H1'	3:CC:168:LYS:CG	1.97	0.94
45:DL:32:PHE:HB3	45:DL:84:LEU:HD11	1.50	0.93
1:CA:2132:U:C5	3:CC:6:LYS:HE3	2.04	0.93
1:CA:2176:A:O2'	3:CC:45:HIS:CG	2.21	0.93
7:AG:110:ALA:HB1	7:AG:140:ILE:HG23	1.51	0.93
33:C9:25:VAL:HB	33:C9:34:GLN:HB2	1.50	0.93
45:DL:36:VAL:HG23	58:DX:10:2QY:H89	1.51	0.92
1:CA:1332:G:OP1	63:CA:4126:HOH:O	1.86	0.92
1:CA:2206:G:H3'	1:CA:2207:G:C8	2.04	0.92
1:AA:2198:A:O2'	3:AC:45:HIS:CD2	2.23	0.92
1:AA:1891:G:C4'	3:AC:206:LYS:HD2	1.98	0.92
1:CA:2128:C:H5''	3:CC:219:MET:HE3	0.92	0.92
38:DE:100:VAL:O	38:DE:107:ARG:NH2	2.03	0.92
31:A7:24:THR:HG22	31:A7:27:GLY:H	1.35	0.92
34:DA:358:U:OP1	57:DZ:381:LYS:NZ	2.01	0.91
1:AA:1829:U:H5'	4:AD:259:THR:HG22	1.52	0.91
1:CA:993:G:OP1	18:CU:50:ARG:NH2	2.03	0.91
12:CO:25:LEU:HD11	12:CO:40:VAL:HG23	1.53	0.91
1:AA:1717:C:OP1	63:AA:3924:HOH:O	1.89	0.91
1:CA:1053:C:N3	1:CA:1054:A:H8	1.60	0.90
34:BA:368:U:OP1	57:BZ:351:ARG:NH1	2.04	0.90
1:AA:1087:C:H42	1:AA:1160:G:H1	1.17	0.90
1:CA:2120:G:H21	3:CC:168:LYS:HE3	1.37	0.89
1:AA:1891:G:H4'	3:AC:206:LYS:CD	2.01	0.89
34:BA:134:A:H61	49:BP:25:ARG:HH12	1.16	0.89
1:AA:1891:G:H5''	3:AC:206:LYS:CD	1.81	0.89
1:AA:2459:G:OP2	63:AA:4489:HOH:O	1.91	0.89
57:BZ:373:ASP:OD2	57:BZ:374:LEU:N	2.06	0.89
1:AA:1249:A:H2	1:AA:1287:A:H62	1.19	0.89
8:AH:86:GLU:HB2	8:AH:165:ALA:HB2	1.55	0.88
57:BZ:13:ARG:NH1	57:BZ:277:VAL:O	2.05	0.88
1:AA:2143:G:O4'	3:AC:168:LYS:NZ	2.06	0.88
4:AD:69:ARG:NH2	4:AD:128:GLY:O	2.06	0.88
1:CA:1054:A:C2	1:CA:1055:G:C5	2.62	0.88
34:BA:69:G:H1	34:BA:100:C:H42	1.18	0.88
6:CF:101:LEU:HD12	6:CF:102:PRO:HD2	1.54	0.88

Continued on next page...

Continued from previous page...

Atom-1	Atom-2	Interatomic distance (Å)	Clash overlap (Å)
1:AA:1736:A:H62	1:AA:1745:A:H2	1.22	0.88
3:AC:31:LYS:NZ	3:AC:181:PHE:O	2.06	0.88
15:AR:67:LEU:HD13	15:AR:76:VAL:HG21	1.54	0.88
1:CA:2287:A:H62	1:CA:2344:U:H3	1.20	0.87
1:CA:2121:G:O2'	3:CC:168:LYS:CG	2.21	0.87
3:CC:31:LYS:NZ	3:CC:181:PHE:O	2.06	0.87
1:CA:601:C:OP1	6:CF:108:LYS:NZ	2.08	0.87
1:AA:1118:C:N4	1:AA:1145:G:O6	2.08	0.87
1:CA:1153:C:OP1	18:CU:92:ARG:NH1	2.06	0.87
1:AA:1891:G:C4'	3:AC:206:LYS:CD	2.51	0.87
4:CD:238:GLY:O	63:CD:407:HOH:O	1.92	0.87
1:AA:2143:G:N2	3:AC:169:THR:OG1	2.09	0.86
36:BC:70:VAL:HG22	36:BC:72:LYS:H	1.39	0.86
45:BL:49:ASN:ND2	45:BL:92:ASP:OD2	2.08	0.86
1:CA:2227:A:OP2	63:CA:4196:HOH:O	1.93	0.86
51:DR:53:ARG:HG3	51:DR:63:GLN:HE21	1.39	0.86
3:AC:52:PRO:HG2	3:AC:53:ARG:HD3	1.57	0.86
6:CF:185:ASP:OD1	6:CF:188:ARG:NH1	2.08	0.86
34:BA:1221:G:OP1	34:BA:1320:C:N4	2.07	0.86
34:BA:864:A:OP1	63:BA:5308:HOH:O	1.94	0.86
47:BN:51:GLY:O	47:BN:53:LEU:N	2.08	0.86
1:CA:2121:G:C4'	3:CC:168:LYS:HD3	1.98	0.86
34:BA:358:U:OP1	57:BZ:381:LYS:NZ	2.09	0.86
34:BA:559:A:OP1	38:BE:126:ARG:NH2	2.08	0.86
3:CC:52:PRO:HG2	3:CC:53:ARG:HD3	1.57	0.86
34:DA:1004:A:H62	34:DA:1037:C:H2'	1.39	0.86
1:CA:2788:C:OP1	5:CE:61:ARG:NH2	2.08	0.85
1:AA:1105:G:H1	1:AA:1125:C:H42	1.20	0.85
1:AA:1891:G:C4'	3:AC:206:LYS:HG3	2.07	0.85
1:CA:1054:A:N3	1:CA:1054:A:H2'	1.90	0.85
1:CA:1456:G:OP2	63:CA:4427:HOH:O	1.92	0.85
1:AA:1094:A:OP2	1:AA:1155:C:N4	2.10	0.85
1:CA:2121:G:HO2'	3:CC:168:LYS:HB3	0.98	0.85
56:DY:7:A:H61	56:DY:66:U:H3	1.23	0.85
34:DA:677:U:H3	34:DA:713:G:H22	1.22	0.85
1:AA:2601:A:OP1	63:AA:4562:HOH:O	1.94	0.85
1:CA:2365:G:N7	32:C8:39:LYS:NZ	2.25	0.85
36:DC:7:PRO:HG3	36:DC:201:TYR:HE2	1.42	0.84
1:AA:2297:C:OP2	30:A6:6:ARG:NH1	2.10	0.84
1:CA:1106:G:C2	1:CA:1107:G:C8	2.64	0.84
1:AA:1151:U:H2'	1:AA:1152:G:H8	1.39	0.84

Continued on next page...

Continued from previous page...

Atom-1	Atom-2	Interatomic distance (Å)	Clash overlap (Å)
1:AA:1405:A:N6	1:AA:1418:U:H3	1.75	0.84
1:AA:656:A:OP1	13:AP:65:ARG:NH1	2.11	0.84
1:AA:989:G:O6	63:AA:4905:HOH:O	1.95	0.84
34:BA:501:C:OP1	45:BL:117:ARG:NH2	2.10	0.84
1:CA:1054:A:C2	1:CA:1055:G:N7	2.46	0.84
1:AA:1151:U:H2'	1:AA:1152:G:C8	2.12	0.84
15:AR:36:THR:HG22	15:AR:37:THR:H	1.41	0.84
35:DB:104:ASN:HB3	35:DB:108:ILE:HD11	1.60	0.84
57:BZ:115:GLU:H	57:BZ:156:ARG:HH12	1.24	0.84
1:CA:1268:A:OP1	63:CA:3955:HOH:O	1.95	0.84
1:AA:1108:G:H1	1:AA:1122:C:H42	1.25	0.84
22:AY:54:LYS:HA	22:AY:56:PRO:HD3	1.60	0.84
41:BH:86:ILE:HG21	41:BH:133:LEU:HD13	1.58	0.84
1:AA:11:G:H2'	1:AA:12:U:H5''	1.58	0.83
1:CA:1798:U:H5'	4:CD:259:THR:HG22	1.58	0.83
1:AA:778:C:OP1	63:AA:5212:HOH:O	1.94	0.83
34:DA:1132:C:H42	34:DA:1142:G:H1	1.21	0.83
1:AA:2825:C:H5'	29:A5:29:THR:HG21	1.61	0.82
1:AA:1891:G:C5'	3:AC:206:LYS:HG3	1.98	0.82
1:CA:289:A:N6	1:CA:351:G:O2'	2.11	0.82
34:BA:148:G:H1	34:BA:174:C:H42	1.27	0.82
1:CA:2823:A:OP1	5:CE:159:HIS:NE2	2.11	0.82
2:CB:22:U:H3	2:CB:61:G:H1	1.26	0.82
22:AY:15:VAL:HG21	22:AY:42:VAL:HG11	1.61	0.82
34:BA:12:U:O4	63:BA:5199:HOH:O	1.97	0.82
1:CA:1603:A:OP1	63:CA:4476:HOH:O	1.97	0.82
1:CA:847:U:O4	1:CA:933:A:N6	2.12	0.82
1:CA:300:A:OP1	22:CY:86:ARG:NH2	2.13	0.82
1:AA:422:U:O2'	1:AA:423:G:N7	2.13	0.82
3:AC:54:ARG:NH2	3:AC:56:ASP:HB3	1.95	0.82
22:AY:92:ASN:H	22:AY:92:ASN:HD22	1.27	0.82
1:CA:652(B):A:H61	1:CA:655:A:H1'	1.42	0.82
1:AA:1055:A:OP2	11:AN:37:LYS:NZ	2.13	0.82
34:DA:922:G:H4'	38:DE:20:GLN:HA	1.62	0.82
37:DD:100:ARG:HH11	37:DD:137:SER:HB3	1.45	0.82
35:BB:16:HIS:HB2	35:BB:204:ASN:HB3	1.62	0.82
38:DE:43:LEU:HD22	38:DE:136:MET:HG3	1.62	0.82
57:BZ:-66:MET:N	57:BZ:-46:VAL:O	2.13	0.81
1:CA:1376:C:OP2	63:CA:3734:HOH:O	1.97	0.81
3:CC:54:ARG:NH2	3:CC:56:ASP:HB3	1.95	0.81
1:AA:1935:A:H4'	1:AA:1936:C:H5''	1.62	0.81

Continued on next page...

Continued from previous page...

Atom-1	Atom-2	Interatomic distance (Å)	Clash overlap (Å)
57:BZ:380:LEU:HD21	57:BZ:389:LEU:HD21	1.62	0.81
11:CN:20:GLY:HA2	11:CN:61:ARG:HE	1.45	0.81
34:DA:656:C:O2'	48:DO:28:GLN:NE2	2.12	0.81
1:AA:1111:U:O2	1:AA:1119:A:N6	2.12	0.81
11:AN:12:ARG:NH1	11:AN:50:ASP:OD2	2.13	0.81
35:DB:69:LEU:HB3	35:DB:162:ILE:HG22	1.60	0.81
1:AA:1891:G:H5'	3:AC:206:LYS:HD2	0.81	0.81
34:BA:977:A:HO2'	34:BA:981:U:H3	1.26	0.81
1:CA:1076:C:H2'	1:CA:1077:A:H8	1.46	0.81
1:AA:1036:A:OP2	63:AA:4615:HOH:O	1.97	0.81
13:AP:38:GLN:HG2	13:AP:45:LEU:HD23	1.61	0.81
45:BL:80:HIS:CE1	58:BX:6:2R1:H53	1.99	0.81
1:CA:1053:C:C5'	1:CA:1053:C:H6	1.94	0.81
1:AA:95:G:OP1	26:A2:46:GLN:NE2	2.13	0.81
1:CA:1019:U:H3	1:CA:1142(A):A:H62	1.28	0.81
22:CY:94:LYS:NZ	63:CY:602:HOH:O	2.13	0.81
57:BZ:169:GLY:O	57:BZ:173:THR:OG1	1.99	0.80
1:CA:2110:G:H1	1:CA:2179:C:H42	1.29	0.80
49:BP:55:ARG:HH11	49:BP:55:ARG:HA	1.47	0.80
47:BN:48:ALA:HB2	47:BN:53:LEU:HD12	1.61	0.80
1:CA:1053:C:H6	1:CA:1053:C:H5'	1.45	0.80
1:CA:2296:U:OP2	16:CS:9:ARG:NH2	2.15	0.80
20:CW:29:LEU:HD21	20:CW:33:ARG:HH21	1.46	0.80
34:DA:1119:C:OP1	42:DI:83:ARG:NH2	2.14	0.80
53:DT:10:LEU:HB3	53:DT:12:ALA:H	1.46	0.80
1:AA:1001:G:OP2	14:AQ:14:ARG:NH2	2.13	0.80
1:AA:354:A:H2	1:AA:1255:A:H2'	1.47	0.80
34:BA:1352:C:OP1	54:BU:3:LYS:NZ	2.13	0.80
57:DZ:21:ILE:HD11	57:DZ:117:GLN:HE22	1.46	0.80
12:AO:49:ARG:NH2	34:BA:1423:G:OP1	2.15	0.80
57:BZ:499:ARG:HB2	57:BZ:506:GLN:HB3	1.61	0.80
35:BB:88:ALA:HB2	35:BB:219:VAL:HG13	1.64	0.80
57:BZ:13:ARG:HE	57:BZ:277:VAL:HA	1.47	0.80
1:CA:2128:C:OP1	3:CC:219:MET:HE1	1.81	0.80
1:CA:2120:G:N2	3:CC:168:LYS:CE	2.41	0.80
34:DA:1238:A:OP2	63:DA:1864:HOH:O	2.00	0.79
34:BA:395:C:O3'	57:BZ:349:LYS:NZ	2.14	0.79
30:C6:23:THR:OG1	30:C6:24:GLU:N	2.14	0.79
1:CA:1648:C:OP1	63:CA:4162:HOH:O	2.00	0.79
5:CE:119:ARG:HD3	5:CE:120:TRP:NE1	1.97	0.79
34:BA:656:C:O2'	48:BO:28:GLN:NE2	2.15	0.79

Continued on next page...

Continued from previous page...

Atom-1	Atom-2	Interatomic distance (Å)	Clash overlap (Å)
36:BC:179:ARG:NH1	36:BC:206:GLU:OE2	2.16	0.79
50:DQ:59:ILE:HG22	50:DQ:73:VAL:HA	1.62	0.79
57:DZ:13:ARG:HH12	57:DZ:282:SER:HB3	1.47	0.79
23:AZ:157:LEU:HD11	23:AZ:163:LEU:HD13	1.63	0.79
34:BA:1118:C:OP1	42:BI:9:ARG:NH1	2.15	0.79
34:BA:673:G:H2'	34:BA:674:G:C8	2.17	0.79
32:A8:62:LEU:HB3	32:A8:65:GLU:HG2	1.63	0.79
4:AD:101:GLU:OE1	4:AD:103:ARG:NH1	2.15	0.79
57:DZ:165:GLN:HE21	57:DZ:260:LEU:H	1.30	0.79
1:AA:1873:G:O2'	4:AD:253:GLN:NE2	2.15	0.79
15:AR:33:ARG:NH1	15:AR:115:GLU:OE2	2.16	0.79
57:BZ:495:GLY:HA3	57:BZ:510:VAL:HG12	1.64	0.79
8:AH:7:LEU:HD12	8:AH:8:PRO:HD2	1.65	0.79
34:BA:1502:A:H2	34:BA:1505:G:H1	1.30	0.79
34:BA:689:C:HO2'	34:BA:705:U:HO2'	1.30	0.79
1:AA:2399:U:OP1	24:A0:55:ARG:NH2	2.16	0.79
1:AA:2101:U:OP1	25:A1:21:ARG:NH2	2.16	0.79
1:AA:709:G:OP1	63:AA:4598:HOH:O	2.01	0.79
1:CA:1022:G:H22	1:CA:1142(A):A:H2	1.26	0.79
1:CA:1053:C:H2'	1:CA:1054:A:C4'	2.13	0.79
1:CA:2177:C:H4'	3:CC:46:ALA:O	1.82	0.79
45:DL:57:LYS:HG3	45:DL:67:THR:HG22	1.64	0.79
46:DM:25:ILE:HG23	46:DM:29:ARG:HB3	1.65	0.79
23:CZ:110:GLY:HA3	23:CZ:174:VAL:HG11	1.65	0.78
34:BA:1369:C:H2'	34:BA:1370:G:C8	2.18	0.78
1:CA:1300:U:H4'	1:CA:1301:A:H5'	1.64	0.78
14:CQ:38:GLU:OE2	14:CQ:128:LYS:N	2.15	0.78
3:CC:20:VAL:O	3:CC:21:TYR:HB2	1.83	0.78
27:A3:8:LEU:HD13	27:A3:31:LEU:HD23	1.66	0.78
12:AO:35:VAL:HG21	12:AO:69:ILE:HD12	1.65	0.78
41:BH:114:THR:OG1	41:BH:117:GLY:O	2.00	0.78
30:C6:10:LEU:HD23	30:C6:22:ALA:HB2	1.64	0.78
1:CA:1053:C:N4	1:CA:1107:G:C6	2.51	0.78
1:AA:237:G:OP1	63:AA:4926:HOH:O	2.01	0.78
57:BZ:126:GLU:OE2	57:BZ:132:ARG:NH2	2.16	0.78
17:CT:56:GLY:O	17:CT:59:THR:HG22	1.84	0.78
34:DA:613:C:N4	34:DA:627:G:O6	2.13	0.78
34:DA:878:G:H5'	41:DH:89:PRO:HG2	1.65	0.78
1:CA:2285:C:OP2	30:C6:6:ARG:NH1	2.17	0.78
34:DA:728:A:H2'	34:DA:729:A:H8	1.48	0.78
39:DF:91:VAL:HG11	51:DR:72:ARG:HH12	1.49	0.78

Continued on next page...

Continued from previous page...

Atom-1	Atom-2	Interatomic distance (Å)	Clash overlap (Å)
14:CQ:140:ALA:HB1	23:CZ:74:VAL:HG21	1.66	0.78
57:BZ:546:ILE:HG23	57:BZ:590:ILE:HG13	1.63	0.78
13:AP:63:PRO:HD3	32:A8:27:THR:HG22	1.66	0.78
1:AA:1356:G:OP2	31:A7:9:ARG:NH1	2.17	0.78
1:CA:1310:G:OP2	31:C7:9:ARG:NH1	2.16	0.78
53:DT:43:LEU:O	53:DT:47:GLY:N	2.16	0.78
20:AW:14:PRO:HG2	20:AW:78:GLU:HG2	1.67	0.77
1:CA:1054:A:C2	1:CA:1055:G:C4	2.72	0.77
34:BA:964:A:OP1	63:BA:5260:HOH:O	2.03	0.77
56:DW:9:A:O2'	56:DW:10:G:N7	2.18	0.77
14:AQ:111:GLU:OE1	14:AQ:133:ARG:NH2	2.16	0.77
15:AR:59:ASP:N	15:AR:59:ASP:OD1	2.14	0.77
17:AT:127:ALA:O	17:AT:129:ARG:N	2.18	0.77
36:BC:116:VAL:HG21	36:BC:202:ILE:HD11	1.66	0.77
1:CA:2121:G:H1'	3:CC:168:LYS:HG2	1.67	0.77
19:CV:59:ALA:HB2	19:CV:96:ILE:HD13	1.67	0.77
48:BO:3:ILE:HG21	48:BO:34:LEU:HD21	1.65	0.77
13:CP:38:GLN:HG2	13:CP:45:LEU:H	1.47	0.77
20:CW:12:ILE:HD12	20:CW:42:ARG:HH11	1.48	0.77
35:DB:77:ALA:HB2	35:DB:211:ILE:HD13	1.65	0.77
1:AA:1231:G:OP2	63:AA:4615:HOH:O	2.01	0.77
12:AO:18:LYS:HB2	12:AO:45:GLU:HB2	1.64	0.77
1:CA:833:U:O2	13:CP:55:ARG:NH2	2.18	0.77
34:DA:522:C:H41	45:DL:53:ARG:HH22	1.29	0.77
35:BB:111:ARG:HG2	35:BB:111:ARG:HH11	1.49	0.77
38:BE:102:ALA:HB1	38:BE:106:PRO:HB2	1.66	0.77
56:BW:73:A:H5'	56:BW:74:C:H5'	1.67	0.77
57:BZ:78:ARG:HH11	57:BZ:78:ARG:CG	1.97	0.77
5:AE:179:GLU:HB3	5:AE:181:LEU:HD22	1.65	0.77
1:CA:1053:C:H2'	1:CA:1054:A:C5'	2.15	0.77
1:CA:370:G:N7	63:CA:3746:HOH:O	2.18	0.77
13:AP:126:VAL:HG12	13:AP:148:LEU:HD22	1.65	0.77
27:C3:6:VAL:HG12	27:C3:56:VAL:HG22	1.67	0.77
3:AC:20:VAL:O	3:AC:21:TYR:HB2	1.83	0.76
3:AC:24:ASP:O	3:AC:28:ARG:HG3	1.85	0.76
1:AA:1846:A:O3'	63:AA:4742:HOH:O	2.01	0.76
1:AA:2564:U:OP2	63:AA:5101:HOH:O	2.02	0.76
38:DE:100:VAL:HG22	38:DE:118:ILE:HG22	1.68	0.76
34:DA:644:G:H4'	41:DH:92:ARG:HH21	1.49	0.76
57:DZ:117:GLN:O	57:DZ:121:VAL:N	2.18	0.76
3:AC:27:ALA:O	3:AC:30:VAL:HG22	1.85	0.76

Continued on next page...

Continued from previous page...

Atom-1	Atom-2	Interatomic distance (Å)	Clash overlap (Å)
35:BB:27:LYS:NZ	35:BB:193:ASP:OD1	2.17	0.76
3:CC:27:ALA:O	3:CC:30:VAL:HG22	1.85	0.76
34:DA:664:G:H22	34:DA:741:G:H1	1.34	0.76
38:BE:33:VAL:HG21	38:BE:109:ILE:HA	1.68	0.76
34:DA:1251:A:O2'	34:DA:1369:C:O2'	2.00	0.76
57:DZ:148:LEU:O	57:DZ:152:THR:OG1	2.04	0.76
1:CA:1780:A:OP1	63:CA:4468:HOH:O	2.02	0.76
1:CA:397:G:N7	63:CA:4556:HOH:O	2.17	0.76
1:CA:1054:A:N1	1:CA:1055:G:C5	2.54	0.76
17:AT:56:GLY:O	17:AT:59:THR:HG22	1.86	0.76
1:CA:1059:G:H5'	1:CA:1060:U:H2'	1.67	0.76
1:CA:1107:G:C2	1:CA:1108:U:C2	2.73	0.76
1:CA:2128:C:H5'	3:CC:219:MET:CE	2.12	0.76
1:CA:2494:G:N7	63:CA:4097:HOH:O	2.19	0.76
2:CB:16:G:H1	2:CB:68:C:H42	1.33	0.76
34:DA:1133:G:H2'	34:DA:1134:G:H8	1.49	0.76
34:DA:1069:C:O2'	34:DA:1192:C:O2	2.03	0.76
34:BA:977:A:O2'	34:BA:981:U:N3	2.15	0.76
7:CG:31:VAL:O	7:CG:33:ARG:NH1	2.19	0.76
7:AG:105:LYS:NZ	28:A4:25:TYR:O	2.19	0.76
28:C4:40:HIS:HB3	28:C4:43:TYR:HB2	1.66	0.76
1:CA:1313:U:OP1	63:CA:3997:HOH:O	2.04	0.76
1:CA:875:G:H1	1:CA:902:C:H42	1.31	0.76
43:DJ:62:HIS:HB3	47:DN:59:ALA:HB3	1.69	0.76
34:BA:984:C:N4	34:BA:1221:G:O6	2.20	0.75
3:CC:24:ASP:O	3:CC:28:ARG:HG3	1.85	0.75
57:DZ:129:LYS:HB3	57:DZ:129:LYS:NZ	2.00	0.75
22:AY:23:ARG:HG2	22:AY:42:VAL:HG22	1.67	0.75
57:BZ:169:GLY:HA3	57:BZ:174:PHE:HA	1.66	0.75
1:CA:491:G:H2'	1:CA:492:A:C8	2.21	0.75
1:AA:206:G:OP2	63:AA:4969:HOH:O	2.03	0.75
1:CA:526:A:OP1	63:CA:4144:HOH:O	2.03	0.75
5:CE:47:VAL:HG11	5:CE:86:PRO:HD2	1.68	0.75
34:BA:36:C:O2'	45:BL:117:ARG:NH2	2.18	0.75
50:BQ:59:ILE:HG22	50:BQ:73:VAL:HA	1.69	0.75
7:CG:161:THR:HG22	7:CG:163:ALA:H	1.49	0.75
38:DE:74:GLY:HA3	38:DE:116:THR:HG22	1.68	0.75
42:DI:128:ARG:NH2	56:DW:33:U:OP2	2.18	0.75
52:BS:11:VAL:HG11	52:BS:16:LEU:HB2	1.67	0.75
57:BZ:-55:LEU:HD22	57:BZ:-48:VAL:HG21	1.67	0.75
6:CF:101:LEU:O	6:CF:106:ARG:NH1	2.17	0.75

Continued on next page...

Continued from previous page...

Atom-1	Atom-2	Interatomic distance (Å)	Clash overlap (Å)
7:AG:161:THR:HG23	7:AG:163:ALA:H	1.50	0.75
41:BH:43:GLY:O	41:BH:64:LYS:NZ	2.18	0.75
57:BZ:10:LYS:O	57:BZ:12:LEU:N	2.19	0.75
6:CF:154:VAL:HB	6:CF:173:VAL:HG22	1.68	0.75
1:CA:674:G:O2'	6:CF:74:ARG:HD3	1.87	0.75
23:CZ:104:PHE:HB3	23:CZ:141:VAL:HG11	1.68	0.75
1:AA:2840:G:N7	63:AA:5112:HOH:O	2.20	0.75
28:C4:36:CYS:SG	28:C4:37:SER:N	2.60	0.75
1:CA:2498:C:OP2	63:CA:4577:HOH:O	2.04	0.75
1:CA:2177:C:O2	3:CC:171:ALA:CB	2.35	0.75
36:DC:150:LYS:HB3	36:DC:201:TYR:HB2	1.67	0.75
8:CH:106:THR:HG22	8:CH:112:PRO:HB3	1.67	0.75
1:AA:894:U:OP2	63:AA:4340:HOH:O	2.03	0.75
57:DZ:129:LYS:HE3	57:DZ:517:LEU:HG	1.69	0.75
2:CB:27:C:H5'	16:CS:54:LEU:HD11	1.69	0.74
8:AH:98:LEU:HD22	8:AH:125:VAL:HG23	1.68	0.74
34:BA:160:A:N6	34:BA:345:C:OP2	2.18	0.74
1:CA:2313:C:H4'	7:CG:91:ARG:HG3	1.69	0.74
35:DB:187:LEU:HA	35:DB:201:ILE:HB	1.70	0.74
1:AA:1891:G:C4'	3:AC:206:LYS:CG	2.65	0.74
22:AY:92:ASN:HB2	22:AY:94:LYS:H	1.51	0.74
1:CA:309:G:N3	1:CA:329:G:O2'	2.21	0.74
34:DA:115:G:OP1	63:DA:1873:HOH:O	2.05	0.74
34:DA:581:G:OP2	63:DA:1917:HOH:O	2.05	0.74
34:BA:766:A:OP2	63:BA:5133:HOH:O	2.06	0.74
36:BC:19:GLU:O	36:BC:40:ARG:NH2	2.20	0.74
1:CA:1054:A:N3	1:CA:1055:G:C8	2.55	0.74
1:CA:2319:G:H22	16:CS:3:ARG:HH21	1.35	0.74
16:CS:100:ALA:HA	16:CS:103:GLU:HB2	1.68	0.74
34:DA:1303:C:OP1	63:DA:1855:HOH:O	2.06	0.74
56:DW:23:A:H2'	56:DW:24:G:C8	2.23	0.74
34:BA:1069:C:OP2	63:BA:5106:HOH:O	2.06	0.74
37:BD:25:ARG:NH1	37:BD:30:LYS:O	2.20	0.74
51:BR:47:THR:O	51:BR:49:LYS:N	2.18	0.74
1:AA:2055:A:OP1	63:AA:4231:HOH:O	2.05	0.74
3:CC:48:LEU:HB3	3:CC:50:ILE:HD12	1.70	0.74
36:DC:50:ALA:HB1	36:DC:70:VAL:HG21	1.68	0.74
1:AA:1549:U:H2'	1:AA:1550:C:C6	2.23	0.74
23:CZ:69:THR:HG22	23:CZ:90:VAL:HG22	1.70	0.74
1:AA:2266:C:OP2	63:AA:4519:HOH:O	2.04	0.74
1:AA:542:C:OP1	29:A5:16:ARG:NH2	2.21	0.74

Continued on next page...

Continued from previous page...

Atom-1	Atom-2	Interatomic distance (Å)	Clash overlap (Å)
4:AD:122:ASP:OD1	4:AD:122:ASP:N	2.19	0.74
23:AZ:45:ASP:OD1	23:AZ:49:ARG:NH1	2.20	0.74
1:AA:1553:A:O2'	1:AA:1554:A:O4'	2.06	0.74
34:BA:134:A:N6	49:BP:25:ARG:HH12	1.84	0.74
30:C6:26:ASN:O	30:C6:28:ARG:N	2.20	0.74
1:CA:10:G:O2'	1:CA:2801(A):A:N7	2.21	0.74
1:CA:2128:C:H5'	3:CC:219:MET:HE1	1.68	0.74
1:CA:2150:U:H2'	1:CA:2151:G:H8	1.52	0.74
34:BA:1303:C:OP1	63:BA:5208:HOH:O	2.05	0.73
1:CA:2137:C:H42	1:CA:2154:G:H1	1.36	0.73
34:DA:396:G:OP1	57:DZ:349:LYS:NZ	2.19	0.73
5:AE:29:GLY:HA3	63:AE:415:HOH:O	1.87	0.73
1:CA:2121:G:C4'	3:CC:168:LYS:CD	2.66	0.73
14:AQ:14:ARG:HG2	14:AQ:41:TRP:HH2	1.52	0.73
20:AW:18:ARG:NH1	20:AW:76:VAL:O	2.21	0.73
57:DZ:-63:ILE:HG12	57:DZ:-49:VAL:HG22	1.70	0.73
7:AG:131:TYR:HB3	7:AG:159:VAL:HG13	1.71	0.73
34:BA:975:A:H4'	34:BA:976:G:H5''	1.70	0.73
34:DA:1373:G:H5''	40:DG:36:LYS:HD2	1.70	0.73
18:CU:76:TYR:OH	18:CU:92:ARG:NH1	2.20	0.73
40:DG:113:GLU:HB2	40:DG:119:ARG:HG2	1.71	0.73
16:AS:31:SER:O	16:AS:97:ARG:NH2	2.20	0.73
34:BA:1399:C:H4'	34:BA:1400:C:H5''	1.69	0.73
16:CS:94:TYR:OH	16:CS:106:ARG:NH1	2.22	0.73
57:BZ:78:ARG:HG3	57:BZ:78:ARG:HH11	1.54	0.73
34:DA:736:C:H2'	34:DA:737:A:C8	2.24	0.73
39:DF:89:MET:HE2	51:DR:76:LEU:HD13	1.71	0.73
37:BD:178:VAL:O	37:BD:180:GLY:N	2.22	0.73
1:CA:2128:C:H5''	3:CC:219:MET:HE2	1.61	0.73
34:DA:35:G:O2'	45:DL:118:SER:O	2.06	0.73
34:BA:1318:A:H1'	52:BS:37:ARG:HH21	1.53	0.73
34:BA:1353:G:OP1	54:BU:10:ARG:NH1	2.21	0.73
1:CA:648:G:O2'	1:CA:2351:G:OP1	2.04	0.73
3:CC:55:SER:O	3:CC:57:GLN:N	2.22	0.73
7:CG:103:LEU:HD23	7:CG:106:LEU:HD22	1.70	0.73
34:DA:324:G:N7	63:DA:1867:HOH:O	2.22	0.73
47:DN:48:ALA:HB2	47:DN:53:LEU:HD12	1.71	0.73
1:AA:2443:U:OP2	63:AA:4183:HOH:O	2.07	0.72
28:A4:59:PHE:HB3	52:BS:67:VAL:HG21	1.69	0.72
1:CA:1430:C:H2'	1:CA:1431:U:C6	2.24	0.72
57:DZ:92:ILE:O	57:DZ:96:ARG:NH1	2.19	0.72

Continued on next page...

Continued from previous page...

Atom-1	Atom-2	Interatomic distance (Å)	Clash overlap (Å)
1:CA:1054:A:C2	1:CA:1055:G:N9	2.57	0.72
1:CA:2287:A:N6	1:CA:2344:U:H3	1.87	0.72
1:CA:2178:C:H4'	3:CC:47:LYS:NZ	2.04	0.72
42:BI:40:LEU:O	42:BI:42:ARG:N	2.22	0.72
1:AA:1020:C:O2	63:AA:5052:HOH:O	2.07	0.72
1:AA:1829:U:OP2	4:AD:274:ARG:NH2	2.22	0.72
57:BZ:125:ALA:HB1	57:BZ:132:ARG:NH1	2.04	0.72
4:CD:69:ARG:NH2	4:CD:128:GLY:O	2.23	0.72
42:DI:7:THR:OG1	42:DI:83:ARG:NH1	2.21	0.72
57:DZ:170:ARG:HH11	57:DZ:170:ARG:N	1.87	0.72
57:DZ:217:VAL:HG13	57:DZ:242:LEU:HD21	1.72	0.72
1:AA:2154:U:C2	3:AC:6:LYS:HB3	2.24	0.72
57:BZ:21:ILE:HD11	57:BZ:117:GLN:HE22	1.53	0.72
1:CA:2683:C:OP1	17:CT:53:ARG:NH2	2.22	0.72
44:DK:99:GLN:HE21	44:DK:105:VAL:HG21	1.55	0.72
1:AA:1809:U:H2'	1:AA:1815:A:N6	2.04	0.72
35:BB:55:PHE:HA	35:BB:58:ILE:HG13	1.70	0.72
1:CA:1419:A:OP2	63:CA:4415:HOH:O	2.06	0.72
1:CA:1932:A:OP2	63:CA:4563:HOH:O	2.07	0.72
57:BZ:388:THR:HG23	57:BZ:399:LEU:HD22	1.71	0.72
34:DA:674:G:H2'	34:DA:675:A:H8	1.53	0.72
57:BZ:417:THR:HA	57:BZ:418:LYS:HG2	1.72	0.72
23:CZ:24:LEU:HB2	23:CZ:41:LEU:HD22	1.72	0.72
36:DC:152:ILE:HB	36:DC:167:TRP:HB3	1.70	0.72
36:BC:172:ARG:NH2	36:BC:206:GLU:OE1	2.19	0.72
32:C8:33:ASN:HA	32:C8:36:LYS:HG3	1.71	0.72
35:DB:100:GLY:O	35:DB:104:ASN:N	2.21	0.72
57:DZ:181:LEU:HD23	57:DZ:182:ARG:HG2	1.71	0.72
48:BO:33:THR:HG21	48:BO:85:LEU:HD22	1.70	0.72
1:CA:491:G:H2'	1:CA:492:A:H8	1.54	0.72
8:CH:24:VAL:HG13	8:CH:37:VAL:HG21	1.72	0.72
56:DY:19:G:N2	56:DY:56:C:N3	2.37	0.72
34:DA:1244:C:O2	34:DA:1294:G:N2	2.22	0.71
34:DA:460:G:N2	34:DA:471:G:OP2	2.22	0.71
27:A3:3:ARG:NH1	27:A3:60:GLU:OE1	2.24	0.71
1:AA:1485:A:OP1	63:AA:4810:HOH:O	2.07	0.71
10:AL:75:SER:HB2	10:AL:127:ILE:HD12	1.69	0.71
34:BA:560:U:H5'	34:BA:566:G:N2	2.05	0.71
57:BZ:171:GLU:O	57:BZ:173:THR:N	2.20	0.71
1:CA:2859:G:OP1	63:CA:4059:HOH:O	2.08	0.71
34:DA:1316:G:N2	34:DA:1319:A:OP2	2.23	0.71

Continued on next page...

Continued from previous page...

Atom-1	Atom-2	Interatomic distance (Å)	Clash overlap (Å)
27:A3:7:LYS:HG3	27:A3:34:GLU:HG2	1.72	0.71
24:C0:70:GLN:HE21	24:C0:72:ARG:HG3	1.54	0.71
1:CA:1107:G:N2	1:CA:1108:U:O2	2.23	0.71
49:DP:25:ARG:HH11	49:DP:25:ARG:HB2	1.53	0.71
1:AA:1100:A:N6	1:AA:1151:U:H3	1.88	0.71
1:AA:2299:A:H62	1:AA:2356:U:H3	1.38	0.71
57:BZ:69:VAL:HG12	57:BZ:327:PHE:HD1	1.56	0.71
34:DA:707:C:H2'	34:DA:708:C:C6	2.25	0.71
3:CC:51:ASP:HB3	3:CC:57:GLN:OE1	1.91	0.71
3:AC:48:LEU:HB3	3:AC:50:ILE:HD12	1.70	0.71
1:CA:1271:G:OP2	63:CA:4162:HOH:O	2.08	0.71
1:CA:848:G:H2'	1:CA:849:A:C8	2.26	0.71
1:AA:1221:G:H1'	1:AA:1222:A:H5'	1.73	0.71
35:BB:170:GLU:O	35:BB:174:VAL:HG23	1.90	0.71
1:CA:1054:A:H2	1:CA:1055:G:N9	1.88	0.71
1:CA:1277:G:N3	63:CA:4661:HOH:O	2.23	0.71
1:CA:2615:U:OP1	63:CA:3958:HOH:O	2.08	0.71
1:CA:96:G:H4'	26:C2:48:HIS:CD2	2.25	0.71
37:BD:98:GLU:OE1	37:BD:103:ASN:ND2	2.22	0.71
1:CA:2128:C:P	3:CC:219:MET:HE1	2.31	0.71
49:DP:18:ARG:HD3	49:DP:35:LYS:HD2	1.72	0.71
1:AA:1891:G:O3'	3:AC:206:LYS:HG3	1.90	0.71
34:BA:352:C:OP2	63:BA:5188:HOH:O	2.08	0.71
48:BO:18:PHE:O	48:BO:20:GLY:N	2.23	0.71
1:CA:890:A:H2'	1:CA:892:G:H8	1.54	0.71
14:CQ:14:ARG:HG2	14:CQ:41:TRP:HH2	1.55	0.71
34:DA:1459:C:OP1	53:DT:31:SER:OG	2.09	0.71
34:DA:803:G:OP1	63:DA:1830:HOH:O	2.09	0.71
34:DA:1456:G:N1	53:DT:51:GLU:OE2	2.21	0.71
1:AA:173:C:H2'	1:AA:174:U:H6	1.56	0.70
34:BA:1239:A:H4'	34:BA:1240:U:H5''	1.73	0.70
35:BB:48:MET:HA	35:BB:51:LEU:HD12	1.73	0.70
1:CA:2444:G:OP2	6:CF:68:LYS:HE2	1.90	0.70
9:CK:73:GLY:O	9:CK:75:GLN:N	2.23	0.70
34:DA:393:A:OP2	49:DP:12:LYS:NZ	2.23	0.70
1:AA:2154:U:H3	3:AC:6:LYS:HB2	1.56	0.70
1:AA:2143:G:H1'	3:AC:168:LYS:HE2	1.72	0.70
17:AT:16:ARG:NH2	17:AT:83:ILE:O	2.24	0.70
28:C4:16:CYS:HB3	28:C4:20:ASN:H	1.56	0.70
1:CA:1604:C:OP1	63:CA:3972:HOH:O	2.08	0.70
35:DB:189:ASP:N	35:DB:189:ASP:OD1	2.21	0.70

Continued on next page...

Continued from previous page...

Atom-1	Atom-2	Interatomic distance (Å)	Clash overlap (Å)
1:AA:1189:A:OP1	11:AN:25:ARG:NH2	2.25	0.70
1:CA:2357:U:OP1	24:C0:20:ARG:NH1	2.25	0.70
34:DA:742:G:OP2	48:DO:35:ARG:NH2	2.24	0.70
3:AC:51:ASP:HB3	3:AC:57:GLN:OE1	1.91	0.70
4:AD:148:GLU:HB2	4:AD:151:LYS:HD2	1.73	0.70
57:BZ:495:GLY:N	57:BZ:510:VAL:O	2.21	0.70
1:CA:1405:U:H2'	1:CA:1406:U:C6	2.26	0.70
1:CA:588:U:OP2	63:CA:3872:HOH:O	2.09	0.70
20:CW:88:ARG:NH1	20:CW:94:ASP:OD2	2.23	0.70
21:CX:35:THR:HG22	21:CX:38:GLU:H	1.56	0.70
34:DA:1103:C:OP1	35:DB:96:ARG:NH2	2.25	0.70
38:DE:102:ALA:HB1	38:DE:106:PRO:HG2	1.71	0.70
57:DZ:-53:ASP:H	57:DZ:-50:GLN:NE2	1.89	0.70
34:BA:881:G:P	45:BL:12:ARG:HH22	2.14	0.70
34:DA:673:G:H2'	34:DA:674:G:C8	2.26	0.70
47:DN:21:TYR:OH	47:DN:23:ARG:NH2	2.25	0.70
1:AA:2803:A:H5''	1:AA:2804:C:H5'	1.73	0.70
12:AO:2:ILE:HB	12:AO:33:ALA:HB3	1.73	0.70
34:BA:572:A:OP1	63:BA:5181:HOH:O	2.10	0.70
56:BY:60:U:H5''	56:BY:61:C:H5	1.56	0.70
24:C0:27:GLU:HG3	24:C0:68:GLU:HA	1.73	0.70
1:CA:229:A:H5''	1:CA:230:U:H5'	1.73	0.70
6:CF:53:THR:HG22	6:CF:56:GLU:HG3	1.72	0.70
1:AA:1222:A:O2'	1:AA:1223:C:O4'	2.09	0.70
8:AH:113:VAL:HG11	8:AH:151:ILE:HD13	1.72	0.70
34:DA:407:G:H5''	37:DD:115:ARG:HD2	1.74	0.70
40:BG:156:TRP:H	40:BG:156:TRP:HE3	1.40	0.70
53:BT:26:ASN:ND2	53:BT:71:THR:OG1	2.25	0.70
6:CF:50:SER:HB2	6:CF:94:PRO:HD3	1.74	0.70
5:AE:76:ARG:HB2	5:AE:77:ILE:HD12	1.72	0.70
34:BA:976:G:N2	34:BA:1363:C:OP2	2.20	0.70
36:BC:11:ARG:NH2	36:BC:177:THR:O	2.25	0.70
37:BD:167:GLY:H	37:BD:168:ARG:HH12	1.38	0.70
57:BZ:73:PHE:CZ	57:BZ:78:ARG:NH1	2.60	0.70
2:CB:76:G:N7	63:CB:3103:HOH:O	2.23	0.70
1:CA:1141:U:H2'	11:CN:63:THR:HG21	1.74	0.70
17:CT:85:LYS:NZ	17:CT:87:ASP:OD2	2.24	0.70
41:DH:21:LYS:O	41:DH:65:TYR:OH	2.07	0.70
34:BA:560:U:H5'	34:BA:566:G:H22	1.56	0.69
34:BA:591:U:H2'	34:BA:592:G:H8	1.57	0.69
58:BX:2:VAL:HG22	58:BX:3:004:HN	1.56	0.69

Continued on next page...

Continued from previous page...

Atom-1	Atom-2	Interatomic distance (Å)	Clash overlap (Å)
1:CA:643:A:N1	1:CA:2369:A:O2'	2.23	0.69
2:CB:66:A:H61	2:CB:109:C:H5'	1.55	0.69
6:CF:157:VAL:HB	6:CF:194:MET:HG2	1.73	0.69
34:DA:1307:U:OP1	46:DM:101:GLN:NE2	2.25	0.69
3:AC:55:SER:O	3:AC:57:GLN:N	2.22	0.69
1:AA:2764:G:H4'	8:AH:4:ILE:HD11	1.72	0.69
1:AA:1040:C:OP2	18:AU:54:LYS:NZ	2.25	0.69
57:BZ:125:ALA:HB1	57:BZ:132:ARG:HH11	1.57	0.69
1:CA:1024:G:OP2	63:CA:4576:HOH:O	2.08	0.69
5:CE:59:VAL:HG21	5:CE:74:PRO:HB3	1.74	0.69
34:DA:266:G:H5''	34:DA:268:C:H41	1.57	0.69
34:DA:1326:C:OP1	54:DU:12:LYS:NZ	2.24	0.69
1:CA:2238:G:N7	63:CA:4453:HOH:O	2.24	0.69
34:DA:17:U:H2'	34:DA:18:C:C6	2.27	0.69
36:DC:7:PRO:O	36:DC:11:ARG:NH1	2.25	0.69
9:AK:70:GLU:O	9:AK:72:ASP:N	2.25	0.69
1:CA:1053:C:H2'	1:CA:1054:A:O4'	1.90	0.69
1:CA:20:C:OP1	18:CU:22:LYS:NZ	2.23	0.69
1:CA:2611:U:C4	29:C5:3:LYS:HG2	2.28	0.69
34:DA:1346:A:H5''	42:DI:120:ARG:HH22	1.57	0.69
17:AT:29:ARG:NH2	17:AT:46:GLU:OE1	2.25	0.69
1:CA:528:A:O2'	1:CA:529:A:H5''	1.92	0.69
1:CA:2312:U:H5'	7:CG:88:ILE:HD11	1.73	0.69
3:AC:57:GLN:O	3:AC:57:GLN:HG3	1.93	0.69
1:AA:1834:A:O2'	4:AD:259:THR:HG21	1.93	0.69
34:BA:1338:G:H2'	34:BA:1339:A:C8	2.27	0.69
57:BZ:227:ILE:HG23	57:BZ:237:PRO:HG2	1.74	0.69
1:AA:483:A:OP1	63:AA:5248:HOH:O	2.10	0.69
3:AC:183:PRO:HG2	3:AC:184:GLU:OE2	1.93	0.69
38:DE:147:ASP:HA	38:DE:150:ARG:HD3	1.74	0.69
34:BA:995:C:N3	34:BA:1046:A:O2'	2.24	0.69
35:BB:200:ILE:HB	35:BB:202:PRO:HD3	1.74	0.69
26:C2:64:LEU:HD11	26:C2:68:ARG:HH21	1.57	0.69
27:C3:8:LEU:HD13	27:C3:31:LEU:HD22	1.74	0.69
3:CC:46:ALA:HB3	3:CC:172:ILE:HG22	1.75	0.69
34:DA:1203:C:H2'	34:DA:1204:A:H8	1.57	0.69
34:DA:826:C:O2	34:DA:874:G:N2	2.21	0.69
36:DC:65:ALA:HA	36:DC:100:ALA:HB3	1.72	0.69
1:AA:1219:A:H1'	1:AA:1220:U:H5''	1.74	0.69
34:BA:835:U:OP1	51:BR:64:ARG:NH2	2.24	0.69
36:BC:58:GLU:H	36:BC:65:ALA:HB3	1.58	0.69

Continued on next page...

Continued from previous page...

Atom-1	Atom-2	Interatomic distance (Å)	Clash overlap (Å)
34:BA:193:C:O2'	53:BT:64:ASP:OD2	2.11	0.69
1:CA:2305:A:H61	7:CG:43:LEU:HD13	1.57	0.69
34:DA:404:U:H2'	34:DA:405:U:H6	1.58	0.69
35:DB:178:ARG:NH1	35:DB:196:LEU:O	2.25	0.69
44:DK:81:ASP:N	44:DK:81:ASP:OD1	2.24	0.69
13:AP:83:VAL:HG13	13:AP:112:LEU:HD21	1.74	0.69
1:AA:1261:G:OP2	18:AU:12:ARG:NH2	2.26	0.69
1:AA:173:C:H2'	1:AA:174:U:C6	2.27	0.69
1:AA:535:C:OP1	63:AA:4774:HOH:O	2.10	0.69
3:AC:46:ALA:HB3	3:AC:172:ILE:HG22	1.75	0.69
1:AA:1324:A:OP1	15:AR:36:THR:HG23	1.93	0.69
46:BM:84:ILE:HG13	46:BM:86:CYS:H	1.56	0.69
57:BZ:363:ARG:HH11	57:BZ:363:ARG:HG2	1.58	0.69
3:CC:30:VAL:HG23	3:CC:31:LYS:H	1.58	0.69
40:DG:59:LEU:HG	40:DG:63:LYS:HE3	1.75	0.69
5:AE:127:ASP:OD2	63:AE:404:HOH:O	2.10	0.68
1:AA:630:U:OP1	6:AF:102:PRO:HA	1.92	0.68
57:BZ:78:ARG:HE	57:BZ:357:ARG:CZ	2.06	0.68
34:DA:824:C:HO2'	41:DH:2:LEU:N	1.89	0.68
1:AA:483:A:H5''	63:AA:5248:HOH:O	1.92	0.68
36:BC:52:LEU:HD21	36:BC:55:VAL:HG23	1.75	0.68
3:CC:46:ALA:HB3	3:CC:172:ILE:CG2	2.23	0.68
8:CH:119:GLU:O	8:CH:140:LYS:NZ	2.26	0.68
34:DA:977:A:N6	34:DA:1224:G:OP1	2.27	0.68
1:AA:2227:G:H5'	1:AA:2228:G:N7	2.08	0.68
3:AC:25:GLU:HA	3:AC:28:ARG:HD2	1.74	0.68
34:BA:27:G:H2'	34:BA:28:G:C8	2.28	0.68
1:CA:1611:C:OP1	63:CA:4523:HOH:O	2.11	0.68
1:CA:244:A:C2	1:CA:255:A:C4	2.82	0.68
3:CC:183:PRO:HG2	3:CC:184:GLU:OE2	1.92	0.68
1:AA:1090:G:HO2'	1:AA:1157:A:N6	1.91	0.68
1:AA:1249:A:H2	1:AA:1287:A:N6	1.91	0.68
1:AA:2291:G:N7	24:A0:14:ARG:NH1	2.42	0.68
34:DA:1095:U:OP1	34:DA:1108:G:N2	2.24	0.68
1:AA:2122:G:H1	1:AA:2211:U:H3	1.40	0.68
3:AC:15:VAL:O	3:AC:16:ASP:HB3	1.92	0.68
6:AF:89:VAL:O	63:AF:404:HOH:O	2.11	0.68
34:BA:409:G:H1	34:BA:433:C:H42	1.42	0.68
34:BA:577:G:N7	63:BA:5209:HOH:O	2.26	0.68
42:BI:16:ARG:HB2	42:BI:64:THR:HB	1.75	0.68
28:A4:69:LYS:HE2	52:BS:20:LEU:HD13	1.75	0.68

Continued on next page...

Continued from previous page...

Atom-1	Atom-2	Interatomic distance (Å)	Clash overlap (Å)
57:BZ:-7:GLU:HG3	57:BZ:-6:ARG:HH12	1.59	0.68
1:CA:796:C:H2'	1:CA:797:C:C6	2.29	0.68
6:CF:184:TYR:O	6:CF:188:ARG:HB2	1.93	0.68
34:DA:1070:U:H2'	34:DA:1071:C:H6	1.59	0.68
35:DB:77:ALA:HA	35:DB:80:ILE:HG22	1.74	0.68
48:DO:63:ARG:HG2	48:DO:67:LEU:HD11	1.75	0.68
1:AA:1016:C:OP2	63:AA:5200:HOH:O	2.11	0.68
3:AC:30:VAL:HG23	3:AC:31:LYS:H	1.58	0.68
3:CC:15:VAL:O	3:CC:16:ASP:HB3	1.92	0.68
6:CF:53:THR:HG23	6:CF:55:GLY:H	1.58	0.68
7:CG:16:ARG:HH22	7:CG:28:VAL:HG12	1.59	0.68
45:DL:24:VAL:HG13	45:DL:98:TYR:HE1	1.58	0.68
53:DT:50:GLU:HB2	53:DT:99:LEU:HD12	1.75	0.68
57:DZ:264:LEU:HB2	62:DZ:703:GDP:C6	2.28	0.68
1:AA:2511:C:OP2	63:AA:4625:HOH:O	2.10	0.68
34:BA:1278:U:H5'	34:BA:1279:A:O4'	1.93	0.68
35:BB:115:LEU:HD13	35:BB:145:LEU:HB3	1.74	0.68
49:BP:67:THR:HG22	49:BP:69:THR:H	1.57	0.68
57:BZ:148:LEU:O	57:BZ:152:THR:OG1	2.11	0.68
1:CA:1309:G:H4'	31:C7:7:PRO:HB2	1.74	0.68
1:CA:1711:C:H42	1:CA:1747(A):G:H1	1.42	0.68
1:CA:1784:A:OP1	63:CA:3894:HOH:O	2.11	0.68
34:DA:382:A:H2'	34:DA:383:A:C8	2.29	0.68
35:DB:201:ILE:HG21	35:DB:214:ILE:HG21	1.76	0.68
17:AT:12:SER:HA	17:AT:15:VAL:CG2	2.24	0.68
34:BA:165:C:H2'	34:BA:166:G:C8	2.29	0.68
39:BF:42:GLU:OE1	39:BF:59:TYR:OH	2.09	0.68
3:CC:57:GLN:HG3	3:CC:57:GLN:O	1.93	0.68
19:CV:78:LYS:O	63:CV:301:HOH:O	2.11	0.68
1:AA:1100:A:H62	1:AA:1151:U:H3	1.42	0.68
6:AF:185:ASP:HA	6:AF:188:ARG:HD3	1.76	0.68
1:AA:1232:G:H5''	19:AV:81:TYR:CE1	2.28	0.68
34:BA:1189:C:H5'	36:BC:5:ILE:HD12	1.75	0.68
34:BA:27:G:H2'	34:BA:28:G:H8	1.58	0.68
34:BA:409:G:H2'	34:BA:410:G:C8	2.29	0.68
3:CC:30:VAL:HG23	3:CC:31:LYS:N	2.09	0.68
11:CN:22:THR:HB	11:CN:25:ARG:HG3	1.73	0.68
12:CO:7:TYR:CZ	12:CO:44:LYS:HG3	2.28	0.68
1:AA:2050:U:O4	63:AA:4231:HOH:O	2.10	0.68
3:AC:30:VAL:HG23	3:AC:31:LYS:N	2.09	0.68
57:BZ:168:ILE:HD11	57:BZ:178:ILE:HG13	1.76	0.68

Continued on next page...

Continued from previous page...

Atom-1	Atom-2	Interatomic distance (Å)	Clash overlap (Å)
57:BZ:405:PRO:HB2	57:BZ:406:GLU:HA	1.76	0.68
1:CA:131:G:OP1	63:CA:3752:HOH:O	2.11	0.68
1:CA:1518:U:H2'	1:CA:1519:G:O4'	1.94	0.68
34:DA:1148:U:O2'	42:DI:66:ARG:NH2	2.27	0.68
31:A7:34:ARG:NH1	31:A7:41:ARG:O	2.26	0.67
1:AA:2143:G:O4'	3:AC:168:LYS:CE	2.42	0.67
42:BI:11:LYS:O	42:BI:13:ALA:N	2.26	0.67
1:CA:1316:U:H2'	1:CA:1317:A:C8	2.30	0.67
34:DA:557:G:H2'	34:DA:558:G:C8	2.29	0.67
51:DR:38:GLU:HA	51:DR:41:LYS:HE3	1.76	0.67
57:DZ:357:ARG:NH1	57:DZ:373:ASP:OD1	2.27	0.67
3:AC:46:ALA:HB3	3:AC:172:ILE:CG2	2.23	0.67
34:BA:692:U:O2'	34:BA:694:A:N7	2.22	0.67
57:BZ:74:TRP:CD1	57:BZ:273:LEU:HB3	2.30	0.67
1:CA:399:G:OP2	63:CA:4341:HOH:O	2.12	0.67
1:CA:784:A:OP2	63:CA:4112:HOH:O	2.13	0.67
57:DZ:276:VAL:HG13	57:DZ:280:LEU:HD12	1.74	0.67
1:AA:1846:A:OP2	4:AD:54:ARG:NH2	2.28	0.67
34:BA:976:G:OP1	47:BN:32:SER:N	2.27	0.67
1:CA:1060:U:OP2	10:CL:75:SER:N	2.27	0.67
41:DH:5:PRO:O	41:DH:8:ASP:N	2.27	0.67
1:AA:1106:U:H4'	1:AA:1107:U:H5'	1.75	0.67
8:AH:41:MET:HE1	8:AH:65:HIS:HA	1.77	0.67
17:AT:118:ARG:HH11	17:AT:118:ARG:HG3	1.59	0.67
23:AZ:144:LEU:HD11	23:AZ:150:LEU:HD23	1.76	0.67
34:BA:881:G:OP2	45:BL:12:ARG:NH2	2.26	0.67
47:BN:6:LEU:HG	47:BN:23:ARG:HH22	1.59	0.67
48:BO:16:ALA:HB1	48:BO:21:ASP:HB3	1.77	0.67
35:DB:68:ILE:H	35:DB:90:MET:HG2	1.59	0.67
1:AA:2143:G:C1'	3:AC:168:LYS:HE2	2.24	0.67
7:AG:41:GLN:NE2	7:AG:154:GLY:O	2.27	0.67
34:BA:890:G:O2'	34:BA:906:G:O6	2.06	0.67
3:CC:25:GLU:HA	3:CC:28:ARG:HD2	1.74	0.67
41:DH:37:ARG:HH21	41:DH:38:ILE:HD11	1.60	0.67
46:DM:54:VAL:HA	46:DM:57:ARG:HB3	1.77	0.67
6:AF:101:LEU:HD12	6:AF:102:PRO:HD2	1.75	0.67
34:BA:1279:A:H4'	34:BA:1281:U:H5	1.59	0.67
34:BA:1305:G:H22	34:BA:1331:G:H1'	1.59	0.67
1:CA:1109:C:H2'	1:CA:1110:G:C8	2.29	0.67
3:CC:41:THR:O	3:CC:42:VAL:HB	1.94	0.67
4:CD:58:HIS:HD1	4:CD:59:LYS:N	1.93	0.67

Continued on next page...

Continued from previous page...

Atom-1	Atom-2	Interatomic distance (Å)	Clash overlap (Å)
34:DA:1187:G:H2'	34:DA:1188:A:C8	2.28	0.67
34:DA:975:A:H4'	34:DA:976:G:H5''	1.75	0.67
35:DB:96:ARG:HD2	35:DB:98:LEU:HD22	1.76	0.67
41:DH:51:VAL:HG21	41:DH:60:ARG:HD2	1.77	0.67
1:AA:2658:C:OP2	1:AA:2745:G:O2'	2.12	0.67
23:AZ:152:ALA:HB3	23:AZ:167:PRO:HA	1.75	0.67
26:C2:16:LEU:O	26:C2:67:LYS:NZ	2.28	0.67
1:CA:1047:G:O2'	1:CA:1109:C:N4	2.27	0.67
1:CA:839:U:H2'	1:CA:840:C:C6	2.29	0.67
34:DA:1053:G:H4'	34:DA:1054:C:H5'	1.75	0.67
34:DA:1249:C:O2'	42:DI:73:GLN:NE2	2.27	0.67
34:DA:355:C:O4'	34:DA:388:G:O2'	2.12	0.67
37:DD:18:LYS:HB3	37:DD:20:TYR:HE2	1.60	0.67
1:AA:2735:G:H2'	1:AA:2736:C:C6	2.30	0.67
5:AE:93:VAL:HG13	63:AE:415:HOH:O	1.95	0.67
34:BA:1000:U:H2'	34:BA:1001:A:H8	1.59	0.67
1:CA:1503:U:H2'	1:CA:1504:C:C6	2.28	0.67
1:CA:1634:A:OP2	63:CA:4543:HOH:O	2.12	0.67
49:DP:52:ASP:O	49:DP:54:GLU:N	2.26	0.67
57:DZ:11:ARG:HB2	57:DZ:11:ARG:HH11	1.59	0.67
1:AA:2869:G:OP1	63:AA:4484:HOH:O	2.12	0.67
20:AW:13:SER:HB3	20:AW:16:LYS:HD2	1.76	0.67
1:CA:1057:A:H62	1:CA:1086:A:H2'	1.59	0.67
8:CH:143:GLN:NE2	8:CH:147:ASN:OD1	2.28	0.67
34:DA:1279:A:O2'	34:DA:1282:C:N4	2.27	0.67
57:DZ:202:PRO:HG2	57:DZ:205:TYR:HB2	1.76	0.67
25:A1:18:ILE:HG12	25:A1:37:ILE:HD13	1.75	0.67
1:AA:553:A:C8	1:AA:553:A:H3'	2.30	0.67
34:BA:598:U:H4'	41:BH:94:TYR:CD2	2.30	0.67
50:BQ:41:LYS:HZ3	50:BQ:92:ARG:HH21	1.41	0.67
53:BT:10:LEU:HB3	53:BT:12:ALA:H	1.59	0.67
53:BT:53:LEU:HA	53:BT:56:MET:HG2	1.76	0.67
57:BZ:363:ARG:CG	57:BZ:363:ARG:HH11	2.08	0.67
1:CA:1058:G:H2'	1:CA:1059:G:H5''	1.77	0.67
1:CA:1423:G:O6	63:CA:4511:HOH:O	2.10	0.67
1:CA:1762:A:N1	63:CA:4245:HOH:O	2.28	0.67
1:CA:987:G:O2'	1:CA:1000:A:N3	2.28	0.67
40:BG:48:LYS:O	40:BG:51:GLN:N	2.23	0.66
49:BP:5:ARG:NH2	49:BP:28:ARG:HA	2.10	0.66
1:CA:2178:C:O2	3:CC:169:THR:HG21	1.95	0.66
22:CY:90:LEU:HD22	22:CY:92:ASN:HD22	1.58	0.66

Continued on next page...

Continued from previous page...

Atom-1	Atom-2	Interatomic distance (Å)	Clash overlap (Å)
57:DZ:605:ILE:HA	57:DZ:648:PRO:HA	1.76	0.66
1:AA:720:C:H5''	6:AF:81:PRO:HD2	1.77	0.66
7:AG:11:TYR:HB2	7:AG:176:LEU:HD21	1.75	0.66
34:BA:1016:A:O2'	34:BA:1217:C:O2'	2.13	0.66
3:CC:31:LYS:NZ	3:CC:180:SER:O	2.28	0.66
4:CD:146:GLU:HB2	4:CD:189:CYS:HB3	1.77	0.66
8:CH:3:ARG:CZ	8:CH:4:ILE:H	2.08	0.66
34:DA:113:G:OP1	63:DA:1911:HOH:O	2.12	0.66
50:DQ:62:SER:OG	50:DQ:72:ARG:NH1	2.26	0.66
57:DZ:584:ILE:HA	57:DZ:587:SER:HB3	1.77	0.66
1:AA:1524:A:N6	1:AA:1562:U:O4	2.20	0.66
3:AC:31:LYS:NZ	3:AC:180:SER:O	2.28	0.66
15:AR:20:LEU:HD21	15:AR:40:LYS:HD3	1.75	0.66
1:CA:2453:A:N7	63:CA:4011:HOH:O	2.29	0.66
1:CA:2611:U:H6	1:CA:2611:U:H5'	1.60	0.66
15:CR:56:LYS:NZ	15:CR:90:ARG:O	2.28	0.66
23:CZ:183:LEU:O	23:CZ:185:GLU:N	2.29	0.66
34:DA:110:C:O2'	49:DP:25:ARG:O	2.14	0.66
1:CA:827:U:OP1	63:CA:4249:HOH:O	2.13	0.66
34:DA:596:C:O2	34:DA:644:G:N2	2.19	0.66
34:DA:692:U:O2'	34:DA:694:A:N7	2.29	0.66
42:DI:9:ARG:H	42:DI:79:LEU:HD23	1.61	0.66
1:AA:1405:A:N1	1:AA:1418:U:O4	2.29	0.66
3:AC:41:THR:O	3:AC:42:VAL:HB	1.94	0.66
37:BD:65:ARG:HG3	37:BD:70:ILE:HG22	1.77	0.66
57:BZ:28:THR:O	57:BZ:31:ARG:N	2.28	0.66
34:DA:1114:C:H42	34:DA:1186:G:H1	1.41	0.66
35:DB:22:LYS:HG2	35:DB:40:HIS:CE1	2.31	0.66
36:DC:122:GLU:O	36:DC:126:ARG:NH1	2.28	0.66
41:DH:79:VAL:HG12	41:DH:80:ILE:HG13	1.77	0.66
1:AA:1114:G:N2	1:AA:1141:A:O2'	2.29	0.66
3:AC:42:VAL:HG13	3:AC:43:GLU:N	2.10	0.66
34:BA:382:A:H2'	34:BA:383:A:C8	2.30	0.66
34:BA:933:G:O6	40:BG:3:ARG:NH2	2.29	0.66
34:BA:1381:U:H5'	40:BG:79:ARG:HH11	1.60	0.66
57:BZ:160:ARG:HD3	57:BZ:254:LYS:O	1.96	0.66
1:CA:881:G:H1	1:CA:895:U:H3	1.44	0.66
3:CC:176:VAL:HG11	3:CC:190:ILE:HD13	1.76	0.66
3:CC:42:VAL:HG13	3:CC:43:GLU:N	2.10	0.66
13:CP:118:GLY:O	13:CP:137:LYS:NZ	2.28	0.66
49:DP:43:LYS:HG2	49:DP:48:TRP:CD2	2.30	0.66

Continued on next page...

Continued from previous page...

Atom-1	Atom-2	Interatomic distance (Å)	Clash overlap (Å)
1:AA:611:U:H2'	1:AA:612:C:C6	2.31	0.66
34:BA:903:G:OP1	63:BA:5124:HOH:O	2.13	0.66
39:BF:18:GLN:HA	39:BF:21:LEU:HD12	1.76	0.66
3:CC:65:LEU:HB3	3:CC:189:ASN:ND2	2.11	0.66
12:CO:64:ARG:HG2	12:CO:79:PHE:CG	2.31	0.66
15:CR:97:VAL:HG22	15:CR:114:VAL:HG22	1.77	0.66
37:DD:22:LYS:O	37:DD:113:SER:HB3	1.96	0.66
1:AA:2143:G:O2'	3:AC:168:LYS:HD3	1.96	0.66
1:AA:1785:C:OP1	17:AT:96:ARG:NH1	2.27	0.66
53:BT:56:MET:HA	53:BT:59:ALA:HB3	1.77	0.66
57:BZ:603:GLU:HB3	57:BZ:679:VAL:HG12	1.78	0.66
1:CA:1106:G:C6	1:CA:1107:G:N7	2.63	0.66
16:CS:88:ASP:OD1	16:CS:90:GLY:N	2.28	0.66
34:DA:1050:G:N2	34:DA:1208:C:O2	2.18	0.66
34:DA:278:G:OP2	50:DQ:41:LYS:NZ	2.28	0.66
1:AA:1087:C:N4	1:AA:1160:G:H1	1.91	0.66
1:AA:2007:G:OP2	63:AA:4915:HOH:O	2.13	0.66
17:AT:12:SER:HA	17:AT:15:VAL:HG23	1.77	0.66
43:BJ:17:ASP:OD1	43:BJ:70:ARG:NH1	2.28	0.66
56:BY:53:G:H1	56:BY:61:C:H42	1.42	0.66
30:C6:14:THR:OG1	30:C6:48:VAL:O	2.13	0.66
1:CA:1604:C:OP2	63:CA:4477:HOH:O	2.13	0.66
1:CA:1667:G:O2'	1:CA:1991:U:O4	2.14	0.66
1:CA:854:G:H2'	1:CA:855:G:H8	1.61	0.66
14:CQ:57:HIS:HD2	14:CQ:117:ALA:HB2	1.60	0.66
34:DA:1314:C:OP2	52:DS:4:SER:OG	2.12	0.66
34:DA:649:G:H2'	34:DA:650:G:H8	1.60	0.66
34:DA:932:C:H2'	34:DA:933:G:H8	1.60	0.66
57:DZ:357:ARG:HB2	57:DZ:364:GLU:HB3	1.78	0.66
34:BA:193:C:H2'	34:BA:194:C:C6	2.30	0.66
34:BA:193:C:H2'	34:BA:194:C:H6	1.60	0.66
34:BA:989:C:H1'	34:BA:1016:A:H2	1.60	0.66
1:CA:11:G:H2'	1:CA:12:U:H5"	1.77	0.66
1:CA:2165:G:H22	1:CA:2172:U:H5	1.44	0.66
7:AG:137:GLU:HB3	7:AG:139:LEU:HD12	1.78	0.65
34:BA:572:A:OP2	63:BA:5101:HOH:O	2.13	0.65
1:CA:1023:U:OP2	63:CA:4576:HOH:O	2.14	0.65
3:AC:176:VAL:HG11	3:AC:190:ILE:HD13	1.76	0.65
34:BA:259:G:H2'	34:BA:260:G:C8	2.31	0.65
36:BC:134:ILE:HG23	36:BC:151:VAL:HB	1.78	0.65
3:CC:63:VAL:O	3:CC:161:ARG:HA	1.96	0.65

Continued on next page...

Continued from previous page...

Atom-1	Atom-2	Interatomic distance (Å)	Clash overlap (Å)
12:CO:71:ARG:NE	12:CO:105:GLU:OE2	2.30	0.65
13:CP:44:GLY:O	63:CP:301:HOH:O	2.14	0.65
17:CT:120:ARG:HA	17:CT:123:GLN:HE21	1.61	0.65
1:AA:1219:A:H4'	1:AA:1220:U:OP1	1.97	0.65
1:AA:2207:C:H2'	1:AA:2208:G:C8	2.30	0.65
18:AU:108:GLU:OE2	18:AU:112:ARG:NH1	2.29	0.65
19:AV:29:PRO:HA	19:AV:61:VAL:HG22	1.77	0.65
34:BA:1226:C:O2'	46:BM:111:LYS:NZ	2.28	0.65
34:BA:742:G:OP2	48:BO:35:ARG:NH2	2.29	0.65
1:CA:2113:U:H3	1:CA:2170:A:H61	1.42	0.65
1:CA:2371:G:O6	63:CA:3994:HOH:O	2.11	0.65
17:CT:18:ASP:OD1	17:CT:18:ASP:N	2.30	0.65
56:DW:39:PSU:O3'	56:DY:35:A:O2'	2.14	0.65
11:AN:75:TYR:CZ	11:AN:77:GLY:HA2	2.31	0.65
49:BP:75:ARG:O	49:BP:78:GLY:N	2.25	0.65
57:BZ:313:ALA:O	57:BZ:386:GLY:N	2.29	0.65
34:DA:395:C:O3'	57:DZ:349:LYS:NZ	2.26	0.65
45:DL:75:HIS:HD2	45:DL:77:LEU:H	1.44	0.65
58:DX:6:2R1:OD2	58:DX:6:2R1:N	2.29	0.65
56:DY:50:U:H3	56:DY:64:A:H61	1.44	0.65
57:DZ:-65:LYS:HB3	57:DZ:-28:ALA:HB3	1.78	0.65
1:AA:965:G:N2	1:AA:2281:A:OP2	2.27	0.65
3:AC:65:LEU:HB3	3:AC:189:ASN:ND2	2.11	0.65
11:AN:67:LEU:O	11:AN:88:GLU:HB2	1.97	0.65
34:BA:442:C:H42	34:BA:492:G:H1	1.44	0.65
57:BZ:-36:LEU:HD21	57:BZ:-29:LEU:HD22	1.78	0.65
57:BZ:97:SER:O	57:BZ:99:ARG:N	2.29	0.65
1:CA:1371:G:H2'	1:CA:1372:U:H5	1.61	0.65
1:CA:1423:G:OP1	1:CA:1492:G:O2'	2.13	0.65
1:CA:2177:C:H1'	3:CC:171:ALA:CB	2.25	0.65
1:CA:851:U:H5'	27:C3:49:LYS:HD2	1.78	0.65
22:CY:39:VAL:HB	22:CY:42:VAL:HB	1.79	0.65
2:AB:58:A:OP2	63:AB:3131:HOH:O	2.15	0.65
1:AA:2720:G:H1'	15:AR:71:GLN:HE22	1.60	0.65
48:BO:74:ASP:HB3	48:BO:77:ARG:HB2	1.78	0.65
1:CA:731:C:OP1	63:CA:4291:HOH:O	2.13	0.65
5:CE:11:MET:HG2	5:CE:24:THR:HB	1.77	0.65
34:DA:186:C:H2'	34:DA:187:C:H6	1.61	0.65
1:AA:1065:U:HO2'	1:AA:1067:A:H2	1.43	0.65
1:AA:1072:U:O2	1:AA:1072:U:H2'	1.97	0.65
3:AC:63:VAL:O	3:AC:161:ARG:HA	1.96	0.65

Continued on next page...

Continued from previous page...

Atom-1	Atom-2	Interatomic distance (Å)	Clash overlap (Å)
5:AE:23:VAL:HG21	5:AE:183:LEU:HD23	1.77	0.65
34:BA:573:A:OP2	63:BA:5101:HOH:O	2.13	0.65
41:BH:49:GLU:HG3	41:BH:62:TYR:HE1	1.61	0.65
43:BJ:34:VAL:HG12	43:BJ:74:ILE:HA	1.79	0.65
34:BA:667:G:H4'	48:BO:51:HIS:ND1	2.12	0.65
49:BP:71:ARG:HA	49:BP:74:LEU:HB2	1.78	0.65
27:C3:22:ALA:HB2	27:C3:49:LYS:HD3	1.78	0.65
1:CA:1188:U:H4'	19:CV:79:VAL:HG22	1.77	0.65
3:CC:206:LYS:NZ	3:CC:206:LYS:HB3	2.12	0.65
36:DC:179:ARG:NH1	36:DC:206:GLU:OE1	2.29	0.65
20:AW:79:GLY:HA3	20:AW:100:THR:HG22	1.79	0.65
34:DA:590:C:H2'	34:DA:591:U:H6	1.62	0.65
57:DZ:170:ARG:HH11	57:DZ:170:ARG:H	1.43	0.65
57:DZ:494:GLU:HG2	57:DZ:511:LYS:HG2	1.79	0.65
1:AA:1650:C:OP2	63:AA:5004:HOH:O	2.15	0.65
1:AA:1749:G:N7	63:AA:4938:HOH:O	2.29	0.65
1:AA:1891:G:C3'	3:AC:206:LYS:HG3	2.27	0.65
52:BS:3:ARG:HH21	52:BS:7:LYS:HE3	1.62	0.65
57:BZ:509:HIS:CD2	57:BZ:571:SER:H	2.15	0.65
1:CA:641:C:O2'	1:CA:2350:C:OP1	2.08	0.65
57:DZ:82:ILE:HD13	57:DZ:101:LEU:HB3	1.79	0.65
1:AA:2333:G:H5''	1:AA:2334:A:OP2	1.97	0.65
40:BG:25:ALA:HB1	40:BG:101:LEU:HD13	1.79	0.65
3:CC:69:LEU:O	3:CC:178:LYS:HG3	1.97	0.65
23:CZ:120:ILE:HG13	23:CZ:172:ALA:HA	1.79	0.65
40:DG:32:ARG:HH22	40:DG:109:ASN:ND2	1.95	0.65
45:DL:75:HIS:CD2	45:DL:77:LEU:H	2.14	0.65
50:DQ:62:SER:HB3	50:DQ:72:ARG:HD3	1.79	0.65
28:A4:18:CYS:SG	28:A4:20:ASN:ND2	2.61	0.64
1:AA:1391:C:OP2	63:AA:3959:HOH:O	2.15	0.64
3:AC:206:LYS:NZ	3:AC:206:LYS:HB3	2.12	0.64
9:AK:74:LEU:O	9:AK:76:GLY:N	2.27	0.64
34:BA:1323:G:H2'	34:BA:1324:A:C8	2.31	0.64
1:CA:2132:U:N3	3:CC:6:LYS:HE3	2.08	0.64
5:CE:110:GLY:HA2	5:CE:161:GLY:HA3	1.79	0.64
34:DA:1342:C:H4'	42:DI:125:TYR:HB3	1.79	0.64
34:DA:559:A:H4'	34:DA:560:U:H5''	1.80	0.64
46:DM:58:GLU:O	46:DM:62:ASN:ND2	2.30	0.64
1:AA:311:C:H2'	1:AA:312:C:H6	1.62	0.64
16:AS:89:ARG:HD2	16:AS:92:TYR:O	1.97	0.64
34:BA:1347:G:H5''	42:BI:107:ARG:HB3	1.78	0.64

Continued on next page...

Continued from previous page...

Atom-1	Atom-2	Interatomic distance (Å)	Clash overlap (Å)
1:CA:492:A:H2'	1:CA:493:G:O4'	1.97	0.64
1:CA:989:G:OP2	27:C3:11:SER:OG	2.15	0.64
10:CL:130:SER:HA	10:CL:133:SER:HB2	1.79	0.64
17:CT:24:PRO:HA	17:CT:49:VAL:HG22	1.79	0.64
1:AA:1740:U:O2'	4:AD:14:ARG:NH2	2.30	0.64
22:AY:92:ASN:HB2	22:AY:94:LYS:N	2.12	0.64
34:BA:827:U:H5''	34:BA:828:A:OP2	1.97	0.64
1:CA:2121:G:C3'	3:CC:168:LYS:HD3	2.25	0.64
1:AA:1102:G:H5''	1:AA:1103:A:O4'	1.98	0.64
1:AA:1827:U:H2'	1:AA:1828:C:C6	2.32	0.64
17:AT:108:ARG:HH11	17:AT:109:GLU:HG2	1.62	0.64
34:BA:179:A:H2'	34:BA:180:U:C6	2.32	0.64
35:BB:16:HIS:O	35:BB:18:GLY:N	2.31	0.64
29:C5:41:PRO:O	29:C5:44:THR:OG1	2.13	0.64
1:CA:279:C:H42	1:CA:361:G:H1	1.44	0.64
7:CG:71:THR:OG1	7:CG:89:GLY:O	2.15	0.64
34:DA:523:A:H61	45:DL:92:ASP:HB2	1.62	0.64
28:A4:57:GLU:HB2	28:A4:58:ARG:HG2	1.79	0.64
1:AA:1525:G:O2'	1:AA:1605:A:H2	1.80	0.64
1:AA:2385:G:N7	63:AA:4889:HOH:O	2.30	0.64
3:AC:69:LEU:O	3:AC:178:LYS:HG3	1.98	0.64
57:BZ:18:ALA:HB1	57:BZ:121:VAL:HG21	1.79	0.64
1:CA:817:C:O2'	1:CA:839:U:OP1	2.15	0.64
34:DA:41:G:H2'	34:DA:42:G:C8	2.33	0.64
38:DE:110:LEU:HD13	38:DE:118:ILE:HG21	1.79	0.64
49:DP:21:VAL:HG22	49:DP:33:ILE:HB	1.80	0.64
53:DT:9:ASN:O	53:DT:10:LEU:HB2	1.97	0.64
1:AA:2255:U:H2'	1:AA:2256:U:C6	2.31	0.64
34:BA:1241:G:H2'	34:BA:1242:C:C6	2.32	0.64
27:C3:8:LEU:HB2	27:C3:28:LEU:HD22	1.80	0.64
1:CA:1212:G:N2	1:CA:1236:G:O2'	2.30	0.64
14:CQ:110:THR:HG23	14:CQ:113:GLN:OE1	1.98	0.64
18:CU:104:GLN:HE21	18:CU:105:VAL:H	1.46	0.64
57:DZ:549:ALA:O	57:DZ:591:LYS:NZ	2.20	0.64
1:AA:2289:G:OP2	24:A0:10:THR:HG21	1.98	0.64
4:AD:242:ARG:HD3	4:AD:242:ARG:N	2.12	0.64
19:AV:40:LEU:HB2	19:AV:46:VAL:HG13	1.80	0.64
22:AY:5:MET:HG2	22:AY:30:VAL:HG11	1.80	0.64
34:BA:664:G:H22	34:BA:741:G:H1	1.44	0.64
1:CA:1059:G:H1	1:CA:1079:C:H42	1.45	0.64
1:CA:882:G:H2'	1:CA:883:G:H8	1.63	0.64

Continued on next page...

Continued from previous page...

Atom-1	Atom-2	Interatomic distance (Å)	Clash overlap (Å)
20:CW:29:LEU:HD21	20:CW:33:ARG:NH2	2.13	0.64
36:DC:182:ILE:HG12	36:DC:203:PHE:HA	1.80	0.64
34:DA:1353:G:OP1	54:DU:10:ARG:NH1	2.29	0.64
57:BZ:14:ASN:OD1	57:BZ:80:ASN:ND2	2.28	0.64
1:CA:1021:A:H62	1:CA:1141:U:H3	1.45	0.64
3:CC:44:VAL:CG2	3:CC:176:VAL:HG21	2.28	0.64
34:DA:564:C:O2'	41:DH:91:ARG:NH2	2.30	0.64
35:DB:73:THR:OG1	35:DB:170:GLU:OE2	2.16	0.64
35:DB:18:GLY:HA2	35:DB:42:ILE:HG13	1.79	0.64
3:AC:68:GLY:N	3:AC:189:ASN:HD21	1.96	0.64
30:C6:26:ASN:HB3	30:C6:29:ASN:HB2	1.79	0.64
36:DC:110:ASN:ND2	36:DC:144:SER:OG	2.29	0.64
38:DE:69:VAL:HG11	38:DE:113:ALA:HB1	1.80	0.64
1:AA:1284:G:OP2	63:AA:4932:HOH:O	2.14	0.64
7:AG:68:PRO:HB3	7:AG:92:VAL:HB	1.80	0.64
34:BA:368:U:P	57:BZ:351:ARG:HH11	2.20	0.64
36:BC:50:ALA:HB1	36:BC:72:LYS:HD2	1.80	0.64
34:DA:9:G:H2'	34:DA:10:A:C8	2.33	0.64
1:AA:1093:G:H21	1:AA:1157:A:H2	1.46	0.63
1:AA:1101:G:O2'	1:AA:1131:A:N1	2.28	0.63
1:AA:9:U:N3	1:AA:2641:A:H2	1.89	0.63
22:AY:92:ASN:ND2	22:AY:92:ASN:H	1.96	0.63
57:BZ:555:LEU:HD11	57:BZ:599:PRO:HB2	1.79	0.63
2:CB:46:A:H2'	2:CB:47:C:C6	2.34	0.63
23:CZ:140:ASP:OD2	23:CZ:142:SER:OG	2.16	0.63
57:DZ:252:ASP:O	57:DZ:254:LYS:NZ	2.30	0.63
3:AC:44:VAL:CG2	3:AC:176:VAL:HG21	2.28	0.63
3:AC:29:LEU:O	3:AC:32:GLU:N	2.32	0.63
6:AF:125:LEU:HD21	6:AF:199:TRP:CD2	2.33	0.63
34:BA:1028:C:H42	34:BA:1033:G:H1	1.46	0.63
34:BA:574:A:OP2	63:BA:5101:HOH:O	2.15	0.63
57:BZ:679:VAL:HG22	57:BZ:684:GLN:HB2	1.80	0.63
57:BZ:78:ARG:HG3	57:BZ:78:ARG:NH1	2.13	0.63
1:CA:1604:C:OP2	63:CA:4476:HOH:O	2.15	0.63
1:CA:2349:G:OP1	63:CA:3742:HOH:O	2.15	0.63
34:DA:1133:G:H2'	34:DA:1134:G:C8	2.33	0.63
41:DH:91:ARG:HB2	45:DL:7:ILE:HG13	1.80	0.63
56:DW:39:PSU:O2'	56:DY:35:A:H1'	1.97	0.63
1:AA:1157:A:H8	1:AA:1158:G:H1'	1.63	0.63
35:BB:124:SER:HB3	35:BB:125:PRO:HA	1.79	0.63
35:BB:201:ILE:HG21	35:BB:214:ILE:HG21	1.79	0.63

Continued on next page...

Continued from previous page...

Atom-1	Atom-2	Interatomic distance (Å)	Clash overlap (Å)
35:BB:50:GLU:O	35:BB:54:THR:N	2.27	0.63
1:CA:1557:C:OP2	1:CA:1558:A:O2'	2.17	0.63
8:CH:76:VAL:O	8:CH:78:GLY:N	2.29	0.63
11:CN:14:VAL:HG12	11:CN:138:LEU:HB2	1.80	0.63
21:CX:11:PRO:HG2	21:CX:13:LEU:HD21	1.79	0.63
23:CZ:134:PRO:O	23:CZ:136:PHE:N	2.26	0.63
34:DA:254:G:OP1	50:DQ:66:SER:OG	2.08	0.63
35:DB:96:ARG:O	35:DB:98:LEU:N	2.32	0.63
1:AA:311:C:H2'	1:AA:312:C:C6	2.33	0.63
3:AC:7:ARG:O	3:AC:11:LEU:HD23	1.99	0.63
10:AL:99:ILE:HG23	10:AL:103:GLN:HB2	1.79	0.63
34:BA:353:A:H5'	34:BA:353:A:H8	1.63	0.63
34:BA:826:C:O2	34:BA:874:G:N2	2.24	0.63
37:BD:167:GLY:H	37:BD:168:ARG:NH1	1.96	0.63
43:BJ:6:ILE:HA	43:BJ:98:ILE:HG13	1.79	0.63
6:CF:34:TRP:CE2	13:CP:8:PRO:HG3	2.33	0.63
37:DD:129:ASN:HD21	37:DD:145:GLU:H	1.46	0.63
40:DG:147:ALA:O	40:DG:149:ARG:N	2.27	0.63
1:AA:1525:G:H2'	1:AA:1526:G:H8	1.63	0.63
14:AQ:14:ARG:HG2	14:AQ:41:TRP:CH2	2.33	0.63
34:BA:1118:C:OP1	42:BI:104:ARG:NH1	2.31	0.63
34:BA:1412:C:H2'	34:BA:1413:A:C8	2.33	0.63
34:BA:179:A:H2'	34:BA:180:U:H6	1.62	0.63
40:BG:32:ARG:O	40:BG:34:GLY:N	2.32	0.63
53:BT:65:LYS:HA	53:BT:68:LYS:HD3	1.79	0.63
57:BZ:341:VAL:HG22	57:BZ:352:VAL:HG12	1.81	0.63
25:C1:50:ARG:HG2	25:C1:59:THR:HB	1.80	0.63
1:CA:2886:G:H2'	1:CA:2887:U:H6	1.63	0.63
3:CC:29:LEU:O	3:CC:32:GLU:N	2.32	0.63
3:CC:7:ARG:O	3:CC:11:LEU:HD23	1.99	0.63
57:DZ:182:ARG:HD3	57:DZ:239:GLU:OE2	1.98	0.63
56:BY:8:4SU:H4'	56:BY:48:C:H4'	1.79	0.63
57:BZ:-64:VAL:HG12	57:BZ:-29:LEU:HA	1.79	0.63
3:CC:68:GLY:N	3:CC:189:ASN:HD21	1.96	0.63
20:CW:18:ARG:NH1	20:CW:76:VAL:O	2.32	0.63
34:DA:419:C:OP1	34:DA:513:C:O2'	2.14	0.63
1:AA:615:G:O6	63:AA:4863:HOH:O	2.12	0.63
1:AA:921:G:O6	1:AA:949:C:N4	2.14	0.63
45:BL:36:VAL:HG23	58:BX:10:2QY:H89	1.80	0.63
1:CA:2284:C:OP2	30:C6:2:ALA:N	2.32	0.63
1:CA:1053:C:C6	1:CA:1053:C:H5'	2.31	0.63

Continued on next page...

Continued from previous page...

Atom-1	Atom-2	Interatomic distance (Å)	Clash overlap (Å)
34:DA:826:C:H4'	41:DH:12:ARG:HG2	1.80	0.63
34:DA:1254:C:OP1	43:DJ:45:ARG:HA	1.99	0.63
1:AA:553:A:C2	1:AA:2064:A:H2'	2.34	0.63
5:AE:36:ARG:HH11	5:AE:85:ASN:HD21	1.47	0.63
45:BL:80:HIS:CG	58:BX:6:2R1:H53	2.15	0.63
1:CA:1011:G:OP1	18:CU:77:SER:HB3	1.99	0.63
1:CA:1665:A:OP2	63:CA:4469:HOH:O	2.16	0.63
3:CC:6:LYS:HG3	3:CC:7:ARG:N	2.14	0.63
35:DB:16:HIS:CD2	35:DB:204:ASN:HB3	2.32	0.63
34:DA:1055:A:N3	36:DC:156:ARG:NH1	2.46	0.63
42:DI:128:ARG:NH1	56:DW:35:A:OP2	2.32	0.63
43:DJ:55:LYS:O	43:DJ:57:LYS:N	2.32	0.63
44:DK:22:HIS:HB3	44:DK:29:ILE:HB	1.81	0.63
44:DK:66:LEU:O	44:DK:69:ALA:N	2.28	0.63
48:DO:78:TYR:O	48:DO:80:ALA:N	2.32	0.63
34:BA:736:C:H2'	34:BA:737:A:C8	2.33	0.63
57:BZ:-9:LEU:O	57:BZ:-6:ARG:N	2.21	0.63
1:CA:1412:A:H2'	1:CA:1413:G:C8	2.34	0.63
1:CA:2064:C:OP2	63:CA:4241:HOH:O	2.15	0.63
34:DA:1348:U:H2'	34:DA:1349:A:H8	1.63	0.63
41:DH:12:ARG:NH1	41:DH:27:PRO:HD2	2.14	0.63
25:A1:4:VAL:HG22	25:A1:11:ARG:HB3	1.80	0.62
32:A8:6:THR:HG22	32:A8:63:PRO:HD2	1.80	0.62
34:BA:1182:G:H5'	34:BA:1184:G:H5'	1.79	0.62
1:CA:1041:C:H42	1:CA:1114:G:H1	1.47	0.62
7:CG:67:LYS:HD2	28:C4:5:ILE:HG13	1.81	0.62
20:CW:59:VAL:HG12	20:CW:60:ASN:HD22	1.64	0.62
22:CY:102:CYS:SG	22:CY:103:GLY:N	2.72	0.62
34:DA:1305:G:N2	34:DA:1331:G:H1'	2.14	0.62
44:DK:87:THR:O	44:DK:87:THR:OG1	2.12	0.62
57:DZ:555:LEU:HD11	57:DZ:599:PRO:HB2	1.81	0.62
26:A2:9:GLN:HE22	26:A2:56:GLN:HB3	1.64	0.62
1:AA:2859:U:O4	17:AT:23:ARG:NH2	2.28	0.62
3:AC:6:LYS:HG3	3:AC:7:ARG:N	2.14	0.62
1:AA:1615:G:H4'	4:AD:59:LYS:HB3	1.81	0.62
6:AF:204:ASN:O	6:AF:207:GLY:N	2.26	0.62
41:BH:56:LYS:HB2	41:BH:58:TYR:HE1	1.64	0.62
45:BL:51:ALA:O	45:BL:52:LEU:HD23	1.99	0.62
1:CA:2046:G:H5'	29:C5:19:ARG:HA	1.81	0.62
1:CA:1107:G:N1	1:CA:1108:U:C2	2.67	0.62
1:CA:1864:U:OP1	1:CA:2410:G:O2'	2.16	0.62

Continued on next page...

Continued from previous page...

Atom-1	Atom-2	Interatomic distance (Å)	Clash overlap (Å)
16:CS:15:ARG:HB3	16:CS:19:LYS:NZ	2.14	0.62
8:AH:98:LEU:HD12	8:AH:102:ALA:O	1.99	0.62
35:BB:155:LEU:HD21	35:BB:159:PRO:HD3	1.80	0.62
57:BZ:497:PHE:HB3	57:BZ:508:GLY:H	1.64	0.62
7:CG:41:GLN:NE2	7:CG:154:GLY:O	2.28	0.62
22:CY:43:ASN:HB3	22:CY:65:ALA:HB3	1.81	0.62
34:DA:1410:G:H2'	34:DA:1411:C:C6	2.34	0.62
1:AA:2143:G:C1'	3:AC:168:LYS:CE	2.78	0.62
1:AA:1199:C:OP1	18:AU:92:ARG:NH1	2.32	0.62
23:AZ:104:PHE:HA	23:AZ:139:VAL:HG23	1.82	0.62
34:BA:1149:C:H2'	34:BA:1150:U:H6	1.65	0.62
34:BA:1172:C:H2'	34:BA:1173:G:H8	1.62	0.62
43:BJ:47:PHE:HB2	43:BJ:63:PHE:HB2	1.82	0.62
34:BA:1060:C:H4'	43:BJ:51:ARG:HB3	1.80	0.62
1:CA:479:A:N3	1:CA:481:G:H5''	2.14	0.62
34:DA:572:A:OP1	63:DA:1839:HOH:O	2.15	0.62
36:DC:59:ARG:HG2	36:DC:64:VAL:HG13	1.82	0.62
50:DQ:53:LEU:HD23	50:DQ:82:MET:HE1	1.79	0.62
46:DM:118:ALA:HB1	56:DW:28:G:H4'	1.81	0.62
57:DZ:-20:LEU:O	57:DZ:-18:ALA:N	2.30	0.62
11:AN:75:TYR:CE2	11:AN:77:GLY:HA2	2.34	0.62
18:AU:36:ARG:HD2	18:AU:40:PHE:CZ	2.35	0.62
34:BA:1066:C:O2'	34:BA:1067:A:H5'	2.00	0.62
40:BG:111:ARG:NH1	40:BG:113:GLU:OE2	2.32	0.62
49:BP:69:THR:O	49:BP:69:THR:OG1	2.15	0.62
1:CA:1430:C:H2'	1:CA:1431:U:H6	1.64	0.62
1:CA:919:G:N2	1:CA:2269:A:OP2	2.32	0.62
1:CA:9:U:H3	1:CA:2629:A:H2	1.45	0.62
16:CS:52:SER:HB2	16:CS:55:ALA:HB3	1.81	0.62
1:AA:553:A:H3'	1:AA:553:A:H8	1.63	0.62
34:BA:134:A:H61	49:BP:25:ARG:NH1	1.94	0.62
45:BL:53:ARG:HG3	45:BL:93:LEU:HD21	1.82	0.62
1:CA:792:G:H5''	1:CA:793:A:H5'	1.80	0.62
1:CA:908:C:OP2	14:CQ:22:LYS:NZ	2.32	0.62
2:CB:95:C:H2'	2:CB:96:U:C6	2.35	0.62
35:DB:198:ASP:N	35:DB:198:ASP:OD2	2.28	0.62
52:DS:41:VAL:HG12	52:DS:43:GLU:H	1.65	0.62
57:DZ:169:GLY:O	57:DZ:173:THR:OG1	2.16	0.62
3:CC:53:ARG:HD3	3:CC:53:ARG:H	1.65	0.62
7:CG:16:ARG:CZ	7:CG:31:VAL:HG11	2.30	0.62
10:CL:111:LYS:NZ	10:CL:114:ASP:OD2	2.33	0.62

Continued on next page...

Continued from previous page...

Atom-1	Atom-2	Interatomic distance (Å)	Clash overlap (Å)
21:CX:31:HIS:ND1	21:CX:32:PRO:HD2	2.14	0.62
40:DG:94:ARG:O	40:DG:98:SER:OG	2.17	0.62
34:DA:1318:A:H5''	52:DS:3:ARG:HH22	1.63	0.62
57:DZ:71:THR:HG22	57:DZ:80:ASN:OD1	2.00	0.62
28:A4:24:THR:OG1	28:A4:25:TYR:N	2.32	0.62
3:AC:68:GLY:H	3:AC:189:ASN:HD21	1.47	0.62
35:BB:101:MET:HA	35:BB:108:ILE:HG13	1.81	0.62
52:BS:27:GLU:HB3	52:BS:28:LYS:HB3	1.82	0.62
1:CA:195:A:N7	63:CA:4242:HOH:O	2.31	0.62
4:CD:134:ARG:HD2	4:CD:135:PHE:CZ	2.35	0.62
7:CG:43:LEU:HG	7:CG:45:GLU:H	1.63	0.62
34:DA:921:U:O4	34:DA:1396:A:N6	2.20	0.62
34:DA:958:A:H61	52:DS:77:THR:HG23	1.64	0.62
37:DD:57:ARG:HG2	37:DD:202:LEU:HD22	1.81	0.62
3:AC:53:ARG:HD3	3:AC:53:ARG:H	1.65	0.62
8:AH:40:GLU:OE1	8:AH:60:ARG:NH1	2.31	0.62
22:AY:77:PRO:HD3	22:AY:106:LEU:HD23	1.82	0.62
34:BA:1319:A:H61	34:BA:1361:G:H21	1.47	0.62
34:BA:321:A:N7	34:BA:328:C:O2'	2.30	0.62
41:BH:91:ARG:HG2	50:BQ:34:LYS:H	1.64	0.62
1:CA:1963:U:O2	1:CA:1963:U:H2'	1.99	0.62
1:CA:196:A:H62	13:CP:38:GLN:HE22	1.46	0.62
3:CC:11:LEU:HD12	3:CC:33:LEU:HA	1.82	0.62
7:CG:11:TYR:HA	7:CG:15:VAL:HB	1.82	0.62
7:CG:15:VAL:HA	7:CG:175:LEU:HD23	1.82	0.62
12:CO:98:VAL:HG13	12:CO:117:LEU:HB3	1.82	0.62
13:CP:99:LEU:HA	13:CP:102:ARG:HB2	1.82	0.62
34:DA:1123:A:H4'	43:DJ:37:PRO:HD2	1.82	0.62
39:DF:36:ARG:NH1	39:DF:38:GLU:OE2	2.31	0.62
1:AA:2343:G:O3'	24:A0:43:THR:HG22	2.00	0.62
1:AA:1995:G:H2'	1:AA:1996:C:C6	2.34	0.62
1:AA:2287:C:O2	14:AQ:85:LYS:HG3	2.00	0.62
1:AA:2379:G:N7	63:AA:5205:HOH:O	2.31	0.62
2:AB:45:A:O4'	7:AG:95:ARG:NH1	2.33	0.62
34:BA:1330:U:H2'	34:BA:1331:G:H5'	1.81	0.62
34:BA:1456:G:O3'	53:BT:39:LYS:NZ	2.33	0.62
44:BK:54:ARG:O	44:BK:57:THR:OG1	2.13	0.62
3:CC:68:GLY:H	3:CC:189:ASN:HD21	1.47	0.62
5:CE:54:GLN:HB2	5:CE:76:ARG:HG2	1.81	0.62
45:DL:24:VAL:HG11	45:DL:27:LEU:HD22	1.81	0.62
57:DZ:103:GLY:H	57:DZ:130:VAL:HG23	1.63	0.62

Continued on next page...

Continued from previous page...

Atom-1	Atom-2	Interatomic distance (Å)	Clash overlap (Å)
1:AA:354:A:H2	1:AA:1255:A:C2'	2.11	0.61
16:AS:15:ARG:O	16:AS:19:LYS:HG2	1.99	0.61
45:BL:80:HIS:ND1	58:BX:6:2R1:OD2	2.26	0.61
1:CA:297:C:H2'	1:CA:298:G:O4'	2.00	0.61
6:CF:20:LEU:HD13	6:CF:21:ALA:H	1.64	0.61
15:CR:21:TYR:OH	15:CR:43:GLU:HG2	2.00	0.61
34:DA:1060:C:H5	36:DC:2:GLY:HA3	1.64	0.61
52:DS:11:VAL:HB	52:DS:16:LEU:HD12	1.82	0.61
53:DT:64:ASP:OD2	53:DT:81:LYS:NZ	2.27	0.61
1:AA:2227:G:O2'	1:AA:2228:G:OP1	2.18	0.61
1:AA:2359:C:H2'	1:AA:2360:U:C6	2.34	0.61
1:AA:2434:A:O4'	56:BY:76:A:N6	2.32	0.61
34:BA:417:C:N4	34:BA:426:G:H1	1.98	0.61
37:BD:127:THR:OG1	37:BD:128:VAL:N	2.33	0.61
1:CA:1434:A:H61	1:CA:1558:A:H62	1.48	0.61
4:CD:80:ALA:HB3	4:CD:94:LEU:HB3	1.82	0.61
36:DC:162:GLN:O	36:DC:164:ARG:N	2.30	0.61
34:DA:1312:G:H5'	52:DS:5:LEU:HD11	1.81	0.61
1:AA:2013:U:H2'	1:AA:2014:G:H5''	1.83	0.61
34:BA:1100:C:O2'	34:BA:1102:A:OP1	2.17	0.61
41:BH:91:ARG:CG	50:BQ:34:LYS:H	2.12	0.61
41:BH:91:ARG:HD3	50:BQ:33:GLY:HA3	1.81	0.61
16:CS:27:SER:HA	16:CS:88:ASP:HB3	1.82	0.61
57:DZ:264:LEU:HD12	62:DZ:703:GDP:N3	2.15	0.61
1:AA:1123:A:O2'	10:AL:132:ARG:O	2.17	0.61
1:AA:302:A:O2'	1:AA:303:C:OP1	2.16	0.61
5:AE:116:VAL:HG13	5:AE:122:PHE:HB2	1.82	0.61
1:AA:216:A:H5''	13:AP:76:LYS:HE2	1.81	0.61
34:BA:266:G:H5''	34:BA:268:C:H41	1.65	0.61
28:C4:24:THR:OG1	28:C4:25:TYR:N	2.30	0.61
1:CA:1053:C:O2	1:CA:1054:A:H1'	1.99	0.61
1:CA:1141:U:OP2	11:CN:63:THR:OG1	2.18	0.61
34:DA:517:G:N1	34:DA:533:A:OP2	2.32	0.61
34:DA:707:C:H2'	34:DA:708:C:H6	1.64	0.61
46:DM:15:VAL:HG11	46:DM:48:LEU:HD11	1.82	0.61
45:BL:53:ARG:HB2	45:BL:93:LEU:HD11	1.83	0.61
57:BZ:357:ARG:NH1	57:BZ:373:ASP:OD1	2.32	0.61
20:CW:18:ARG:HG2	20:CW:76:VAL:HB	1.82	0.61
34:DA:1059:C:O2'	47:DN:45:ARG:NH1	2.33	0.61
34:DA:410:G:OP1	37:DD:30:LYS:NZ	2.33	0.61
34:DA:920:U:H2'	34:DA:921:U:C6	2.35	0.61

Continued on next page...

Continued from previous page...

Atom-1	Atom-2	Interatomic distance (Å)	Clash overlap (Å)
1:AA:1891:G:H4'	3:AC:206:LYS:HD3	1.83	0.61
1:CA:271(R):G:H5''	25:C1:97:LEU:HD21	1.82	0.61
7:CG:101:ILE:HG21	28:C4:25:TYR:HB2	1.82	0.61
34:DA:254:G:O3'	50:DQ:69:LYS:NZ	2.30	0.61
34:DA:918:A:H2'	34:DA:919:A:C8	2.34	0.61
44:DK:21:ILE:HD13	44:DK:82:VAL:HG13	1.81	0.61
58:DX:9:MVA:HB	58:DX:10:2QY:H82	1.83	0.61
1:AA:1228:G:O6	63:AA:5194:HOH:O	2.15	0.61
1:AA:1995:G:H2'	1:AA:1996:C:H6	1.66	0.61
1:AA:2059:G:O6	63:AA:4620:HOH:O	2.15	0.61
1:AA:2172:U:H2'	1:AA:2173:G:C8	2.35	0.61
1:AA:2339:A:H2'	1:AA:2340:A:C8	2.35	0.61
34:BA:1183:A:H3'	34:BA:1184:G:H5''	1.82	0.61
36:BC:150:LYS:HB3	36:BC:201:TYR:HB2	1.83	0.61
52:BS:12:ASP:O	52:BS:14:HIS:N	2.33	0.61
57:BZ:573:HIS:HD2	57:BZ:576:ASP:H	1.48	0.61
1:CA:1818:U:H2'	4:CD:157:ARG:HG3	1.83	0.61
1:CA:2150:U:H2'	1:CA:2151:G:C8	2.35	0.61
38:DE:81:GLU:HG2	38:DE:90:VAL:HG22	1.81	0.61
1:AA:2489:C:O2	33:A9:4:ARG:NH2	2.34	0.61
1:AA:2860:A:OP2	1:AA:2876:U:H5	1.83	0.61
5:AE:128:SER:OG	5:AE:129:HIS:N	2.30	0.61
11:AN:65:LYS:NZ	11:AN:65:LYS:HB2	2.15	0.61
41:BH:64:LYS:HB3	41:BH:79:VAL:HG21	1.83	0.61
57:BZ:102:ASP:HB3	57:BZ:286:ILE:HD13	1.81	0.61
57:BZ:416:LYS:HG2	57:BZ:417:THR:HG23	1.83	0.61
1:CA:517:C:OP1	29:C5:16:ARG:NH2	2.33	0.61
2:CB:15:A:H1'	2:CB:110:G:C5	2.36	0.61
1:CA:2120:G:C2	3:CC:168:LYS:HE2	2.35	0.61
16:CS:15:ARG:HB3	16:CS:19:LYS:HZ3	1.66	0.61
1:CA:2849:U:O4	17:CT:23:ARG:NH2	2.34	0.61
34:DA:1010:G:H2'	34:DA:1011:G:C8	2.35	0.61
42:DI:28:VAL:HG22	42:DI:63:ILE:HB	1.82	0.61
34:DA:503:C:OP2	45:DL:116:SER:HB3	1.99	0.61
57:DZ:116:PRO:HA	57:DZ:119:GLU:HG3	1.83	0.61
57:DZ:22:ASP:HA	62:DZ:703:GDP:H5'	1.83	0.61
10:AL:91:PRO:HB3	10:AL:135:GLY:HA2	1.83	0.61
23:AZ:183:LEU:O	23:AZ:185:GLU:N	2.34	0.61
57:BZ:182:ARG:NH2	57:BZ:278:ASP:OD2	2.34	0.61
1:CA:2518:A:OP2	63:CA:3953:HOH:O	2.16	0.61
34:DA:691:G:H2'	34:DA:692:U:C6	2.36	0.61

Continued on next page...

Continued from previous page...

Atom-1	Atom-2	Interatomic distance (Å)	Clash overlap (Å)
56:DY:5:G:H1	56:DY:68:C:H42	1.48	0.61
57:DZ:139:MET:HG3	57:DZ:260:LEU:HB2	1.82	0.61
1:AA:1426:G:OP2	63:AA:5070:HOH:O	2.16	0.61
34:BA:1182:G:H4'	34:BA:1183:A:H5'	1.81	0.61
1:CA:1800:C:OP2	4:CD:183:ARG:NH2	2.33	0.61
1:CA:2328:A:H2'	1:CA:2329:G:C8	2.35	0.61
1:CA:875:G:H1	1:CA:902:C:N4	1.99	0.61
7:CG:130:ASN:HB3	7:CG:160:VAL:HA	1.82	0.61
34:DA:1123:A:H4'	43:DJ:36:GLY:HA3	1.83	0.61
34:DA:539:A:OP2	45:DL:115:LYS:NZ	2.33	0.61
34:DA:56:U:H2'	34:DA:57:G:C8	2.36	0.61
41:DH:44:PHE:HD1	41:DH:79:VAL:HG13	1.66	0.61
1:AA:1312:G:O5'	20:AW:15:ARG:NH2	2.34	0.60
1:AA:1549:U:H2'	1:AA:1550:C:H6	1.64	0.60
4:AD:145:VAL:HG12	4:AD:146:GLU:O	2.01	0.60
13:AP:55:ARG:HG2	13:AP:56:SER:N	2.16	0.60
1:CA:1055:G:H5'	9:CK:33:PRO:HA	1.82	0.60
1:CA:1837:C:O2'	1:CA:1927:A:N3	2.30	0.60
1:CA:2319:G:H4'	1:CA:2320:A:O5'	2.01	0.60
34:DA:512:U:H2'	34:DA:513:C:H6	1.65	0.60
41:DH:17:THR:HG22	41:DH:63:LEU:HG	1.83	0.60
16:AS:27:SER:HA	16:AS:88:ASP:HB3	1.83	0.60
34:BA:1108:G:H5'	36:BC:176:HIS:CD2	2.35	0.60
49:BP:43:LYS:HG2	49:BP:48:TRP:CE2	2.35	0.60
57:BZ:494:GLU:OE1	57:BZ:511:LYS:NZ	2.35	0.60
1:CA:1782:C:OP1	63:CA:4468:HOH:O	2.16	0.60
34:DA:404:U:H2'	34:DA:405:U:C6	2.36	0.60
34:DA:537:G:OP1	45:DL:113:ARG:NH1	2.21	0.60
34:DA:987:G:N2	34:DA:1219:U:O2	2.34	0.60
51:DR:53:ARG:HG3	51:DR:63:GLN:NE2	2.12	0.60
57:DZ:660:ARG:NH1	57:DZ:665:GLY:O	2.33	0.60
1:AA:1154:U:O2'	1:AA:1155:C:H5''	2.02	0.60
34:BA:1224:G:O2'	34:BA:1322:C:OP1	2.19	0.60
34:BA:456:C:N3	34:BA:476:G:N2	2.50	0.60
41:BH:10:LEU:HD22	41:BH:83:ILE:HD11	1.83	0.60
44:BK:29:ILE:HG12	44:BK:44:SER:HB2	1.81	0.60
34:BA:36:C:HO2'	45:BL:117:ARG:NH2	1.97	0.60
57:BZ:264:LEU:HD23	57:BZ:265:LYS:HD3	1.83	0.60
24:C0:18:ALA:HB3	24:C0:20:ARG:HH21	1.66	0.60
25:C1:8:SER:HB3	25:C1:66:HIS:CD2	2.36	0.60
1:CA:2781:A:H5''	1:CA:2782:G:H5'	1.82	0.60

Continued on next page...

Continued from previous page...

Atom-1	Atom-2	Interatomic distance (Å)	Clash overlap (Å)
34:DA:130:A:O2'	34:DA:131:C:O5'	2.15	0.60
34:DA:193:C:H2'	34:DA:194:C:C6	2.37	0.60
48:DO:24:SER:O	48:DO:28:GLN:HG3	2.01	0.60
1:AA:1793:A:H2'	63:AA:5105:HOH:O	2.01	0.60
1:AA:1890:A:N6	1:AA:1905:G:O2'	2.34	0.60
3:AC:194:ILE:HD11	3:AC:227:PRO:CB	2.32	0.60
12:AO:92:GLU:HG3	12:AO:113:LYS:HE2	1.83	0.60
22:AY:97:ARG:HB3	22:AY:106:LEU:HD12	1.82	0.60
40:BG:108:ALA:HA	40:BG:111:ARG:HD2	1.83	0.60
40:BG:48:LYS:O	40:BG:50:ILE:N	2.34	0.60
5:CE:8:LYS:HG2	5:CE:192:ASN:HA	1.83	0.60
8:CH:113:VAL:HG11	8:CH:151:ILE:HG21	1.83	0.60
1:CA:1007:C:OP1	11:CN:35:ARG:NH1	2.33	0.60
34:DA:601:C:H2'	34:DA:602:A:C8	2.36	0.60
38:DE:122:GLU:HB3	38:DE:126:ARG:HD3	1.82	0.60
38:DE:127:ASN:O	38:DE:131:ILE:HG12	2.01	0.60
56:DY:33:U:H2'	56:DY:35:A:OP2	2.02	0.60
1:AA:2316:G:H22	1:AA:2324:U:H3	1.50	0.60
22:AY:54:LYS:H	22:AY:56:PRO:HG3	1.65	0.60
34:BA:33:A:OP2	34:BA:33:A:H8	1.85	0.60
1:CA:888:C:OP1	46:DM:93:ARG:NH1	2.30	0.60
3:CC:194:ILE:HD11	3:CC:227:PRO:CB	2.32	0.60
13:CP:130:PHE:HB3	13:CP:134:ALA:HB3	1.84	0.60
34:DA:1358:U:H5''	47:DN:34:TYR:HA	1.82	0.60
37:DD:18:LYS:HB3	37:DD:20:TYR:CE2	2.37	0.60
38:DE:57:LYS:HD3	38:DE:61:TYR:HE2	1.66	0.60
42:DI:16:ARG:HB2	42:DI:64:THR:HG23	1.83	0.60
45:DL:80:HIS:HB3	58:DX:6:2R1:H49	1.84	0.60
57:DZ:663:THR:O	57:DZ:665:GLY:N	2.34	0.60
3:AC:11:LEU:HD12	3:AC:33:LEU:HA	1.82	0.60
42:BI:128:ARG:HH12	56:BW:35:A:P	2.24	0.60
57:BZ:554:PRO:HG3	57:BZ:594:VAL:HG12	1.83	0.60
1:CA:1053:C:C2	1:CA:1054:A:C8	2.90	0.60
1:CA:1081:U:H2'	1:CA:1082:U:C5	2.36	0.60
1:CA:1859:A:N6	1:CA:1883:G:O2'	2.35	0.60
1:CA:2000:G:N7	63:CA:4035:HOH:O	2.32	0.60
1:CA:300:A:H3'	22:CY:84:ARG:NH2	2.17	0.60
1:CA:608:A:H2'	1:CA:609:A:C8	2.36	0.60
18:CU:9:VAL:O	18:CU:13:LYS:HG3	2.02	0.60
1:CA:143:G:H4'	21:CX:35:THR:HG21	1.83	0.60
21:CX:53:LYS:HB3	21:CX:82:GLN:HB3	1.83	0.60

Continued on next page...

Continued from previous page...

Atom-1	Atom-2	Interatomic distance (Å)	Clash overlap (Å)
34:DA:1095:U:H5'	34:DA:1109:C:O2	2.01	0.60
34:DA:1354:C:H2'	34:DA:1355:G:H8	1.67	0.60
57:DZ:13:ARG:NH2	57:DZ:247:ARG:HH12	2.00	0.60
1:AA:1961:U:OP1	1:AA:2616:U:O2'	2.18	0.60
1:AA:721:G:H1'	6:AF:74:ARG:HD3	1.84	0.60
5:AE:120:TRP:CD2	5:AE:155:LYS:HG2	2.37	0.60
7:AG:79:ASN:N	7:AG:79:ASN:OD1	2.33	0.60
22:AY:20:TYR:CE1	22:AY:43:ASN:HA	2.35	0.60
34:BA:105:G:H2'	34:BA:106:C:C6	2.37	0.60
34:BA:1125:U:H4'	43:BJ:5:ARG:NH2	2.16	0.60
36:BC:122:GLU:O	36:BC:126:ARG:NH1	2.34	0.60
37:BD:8:VAL:HA	37:BD:11:LEU:HD13	1.82	0.60
57:BZ:509:HIS:HD2	57:BZ:571:SER:H	1.46	0.60
28:C4:44:THR:OG1	28:C4:45:GLY:N	2.33	0.60
1:CA:189:G:H2'	1:CA:205:G:N2	2.17	0.60
1:CA:2469:A:H2'	1:CA:2470:G:O4'	2.01	0.60
1:CA:271(E):U:H2'	1:CA:271(F):C:C6	2.37	0.60
8:CH:103:LEU:HD21	8:CH:131:VAL:HG21	1.83	0.60
1:CA:1064:C:H4'	10:CL:89:HIS:HA	1.84	0.60
22:CY:85:VAL:HG13	22:CY:97:ARG:HB3	1.84	0.60
34:DA:148:G:H2'	34:DA:149:A:C8	2.37	0.60
37:DD:102:ASP:OD2	37:DD:118:ARG:NH1	2.35	0.60
1:AA:441:C:H2'	1:AA:442:A:C8	2.36	0.60
23:AZ:98:MET:O	23:AZ:125:LEU:HD12	2.01	0.60
34:BA:11:G:C6	34:BA:12:U:N3	2.70	0.60
34:BA:1264:C:O2	34:BA:1272:G:N2	2.34	0.60
36:BC:181:ASN:HB3	36:BC:204:LEU:HB2	1.83	0.60
1:CA:2879:C:OP2	63:CA:4084:HOH:O	2.15	0.60
1:CA:662:G:OP1	63:CA:4138:HOH:O	2.17	0.60
4:CD:127:VAL:HA	4:CD:193:VAL:HG22	1.84	0.60
1:CA:86:C:OP1	22:CY:32:PRO:HG2	2.01	0.60
23:CZ:92:SER:OG	23:CZ:93:ASP:N	2.35	0.60
34:DA:1119:C:OP2	42:DI:9:ARG:NH1	2.34	0.60
34:DA:1412:C:H2'	34:DA:1413:A:C8	2.36	0.60
34:DA:728:A:H2'	34:DA:729:A:C8	2.33	0.60
38:DE:76:ILE:HD12	38:DE:142:LEU:HD21	1.83	0.60
7:AG:126:ASP:HB3	7:AG:128:ARG:H	1.65	0.60
34:BA:299:G:O6	63:BA:5159:HOH:O	2.11	0.60
34:BA:630:G:H2'	34:BA:631:G:H8	1.66	0.60
34:BA:939:G:H2'	34:BA:940:C:C6	2.36	0.60
37:BD:64:LEU:HD22	37:BD:198:VAL:HG11	1.83	0.60

Continued on next page...

Continued from previous page...

Atom-1	Atom-2	Interatomic distance (Å)	Clash overlap (Å)
1:CA:2106:G:H2'	1:CA:2107:C:O4'	2.01	0.60
1:CA:2136:C:N4	1:CA:2155:G:H1	1.99	0.60
1:CA:2128:C:P	3:CC:219:MET:CE	2.89	0.60
5:CE:176:ILE:HB	5:CE:181:LEU:HB2	1.83	0.60
1:CA:2303:G:O2'	7:CG:132:ASN:ND2	2.34	0.60
1:CA:910:A:H62	14:CQ:12:GLN:HA	1.67	0.60
34:DA:590:C:H2'	34:DA:591:U:C6	2.37	0.60
39:DF:87:ARG:HH11	39:DF:87:ARG:HG3	1.65	0.60
57:DZ:552:SER:O	57:DZ:591:LYS:NZ	2.27	0.60
1:AA:2021:C:H4'	1:AA:2736:C:O2	2.00	0.60
1:AA:432:U:H4'	1:AA:433:G:OP2	2.02	0.60
7:AG:27:ASN:HB3	7:AG:30:GLU:HG3	1.82	0.60
34:BA:869:G:H8	34:BA:869:G:O5'	1.84	0.60
34:BA:229:U:H5''	49:BP:33:ILE:HD12	1.84	0.60
57:BZ:213:HIS:O	57:BZ:217:VAL:HG23	2.02	0.60
57:BZ:515:GLU:HG2	57:BZ:564:LYS:HB3	1.82	0.60
1:CA:1798:U:H5'	4:CD:259:THR:CG2	2.30	0.60
23:CZ:160:GLY:HA2	23:CZ:161:VAL:HB	1.84	0.60
36:DC:152:ILE:HG23	36:DC:199:LYS:HB2	1.83	0.60
34:DA:921:U:O2	38:DE:19:MET:HB2	2.00	0.60
58:DX:1:2QZ:O	58:DX:10:2QY:H83	2.01	0.60
1:AA:2143:G:H1'	3:AC:168:LYS:CE	2.31	0.59
34:BA:105:G:H2'	34:BA:106:C:H6	1.66	0.59
34:BA:1325:C:H2'	34:BA:1326:C:H6	1.67	0.59
34:BA:564:C:O2'	41:BH:91:ARG:NH2	2.25	0.59
36:BC:26:LYS:HG2	43:BJ:45:ARG:HH22	1.66	0.59
57:BZ:-53:ASP:H	57:BZ:-50:GLN:NE2	1.99	0.59
1:CA:938:G:OP2	32:C8:52:LYS:NZ	2.31	0.59
5:CE:36:ARG:HG3	5:CE:47:VAL:HG12	1.82	0.59
34:DA:1241:G:OP1	40:DG:35:LYS:NZ	2.35	0.59
42:DI:42:ARG:NH2	42:DI:71:SER:OG	2.31	0.59
1:AA:2389:A:H2'	1:AA:2390:A:C8	2.36	0.59
4:AD:153:ALA:O	4:AD:154:LYS:HD3	2.02	0.59
5:AE:28:ALA:HB3	5:AE:93:VAL:HG12	1.83	0.59
1:CA:2498:C:OP1	63:CA:3707:HOH:O	2.16	0.59
13:CP:99:LEU:HD12	13:CP:100:LEU:HD23	1.84	0.59
17:CT:41:ARG:NH1	34:DA:346:G:OP1	2.33	0.59
17:CT:88:ILE:HG13	17:CT:91:ARG:NH2	2.18	0.59
34:DA:1002:G:N2	34:DA:1038:C:N3	2.45	0.59
34:DA:1192:C:OP1	36:DC:4:LYS:NZ	2.32	0.59
34:DA:596:C:N3	34:DA:644:G:N1	2.36	0.59

Continued on next page...

Continued from previous page...

Atom-1	Atom-2	Interatomic distance (Å)	Clash overlap (Å)
28:A4:36:CYS:SG	28:A4:37:SER:N	2.75	0.59
2:AB:105:A:OP1	23:AZ:72:ARG:NH1	2.36	0.59
34:BA:456:C:N4	34:BA:475:G:H1	2.00	0.59
35:BB:16:HIS:CG	35:BB:17:PHE:N	2.69	0.59
34:BA:542:G:OP1	37:BD:10:ARG:NH1	2.34	0.59
1:CA:250:G:H2'	1:CA:251:A:C8	2.36	0.59
4:CD:73:VAL:O	4:CD:75:ILE:HD12	2.02	0.59
34:DA:826:C:H2'	34:DA:827:U:C6	2.38	0.59
56:DY:55:PSU:N3	56:DY:58:A:N7	2.47	0.59
3:AC:214:TYR:CE2	3:AC:224:ARG:HG2	2.36	0.59
17:AT:60:THR:HG22	17:AT:77:PRO:HA	1.83	0.59
34:BA:17:U:H2'	34:BA:18:C:C6	2.38	0.59
57:BZ:151:ARG:O	57:BZ:155:GLU:HG3	2.03	0.59
57:BZ:-29:LEU:O	57:BZ:-27:THR:HG23	2.03	0.59
57:BZ:310:ALA:O	57:BZ:331:TYR:N	2.33	0.59
1:CA:154(A):C:H42	1:CA:171:G:H1	1.50	0.59
1:CA:2375:G:O2'	1:CA:2377:A:N7	2.31	0.59
1:CA:2377:A:H2'	1:CA:2378:A:C8	2.36	0.59
3:CC:214:TYR:CE2	3:CC:224:ARG:HG2	2.37	0.59
6:CF:21:ALA:HB3	6:CF:22:ALA:HA	1.85	0.59
7:CG:97:ASP:HA	7:CG:100:TRP:HD1	1.66	0.59
1:AA:100:G:OP1	26:A2:7:ARG:NH2	2.35	0.59
5:AE:143:ASN:HD22	5:AE:147:PRO:HD3	1.67	0.59
7:AG:170:ARG:HH21	7:AG:180:PHE:HB3	1.66	0.59
8:AH:164:TYR:HB2	8:AH:167:GLU:HB2	1.84	0.59
12:AO:104:ARG:HH22	17:AT:43:GLN:NE2	2.00	0.59
22:AY:35:TYR:CE2	22:AY:69:ALA:HB3	2.37	0.59
34:BA:675:A:H1'	44:BK:116:HIS:CD2	2.38	0.59
1:CA:1773:A:H5''	63:CA:4316:HOH:O	2.03	0.59
17:CT:91:ARG:HH11	17:CT:120:ARG:NH1	2.01	0.59
34:DA:946:A:OP1	46:DM:114:ARG:NH1	2.35	0.59
1:AA:310:C:H2'	1:AA:311:C:H6	1.68	0.59
21:AX:31:HIS:CD2	21:AX:33:LYS:H	2.20	0.59
34:BA:737:A:H2'	34:BA:738:C:C6	2.37	0.59
56:BY:6:G:O6	56:BY:7:A:N6	2.36	0.59
1:CA:1899:G:H2'	1:CA:1899:G:N3	2.16	0.59
1:CA:854:G:O6	63:CA:4562:HOH:O	2.15	0.59
3:CC:41:THR:HG22	3:CC:42:VAL:N	2.17	0.59
15:CR:29:LEU:HB3	15:CR:75:LEU:HD21	1.83	0.59
20:CW:12:ILE:HD12	20:CW:42:ARG:HD3	1.84	0.59
21:CX:57:LEU:HD21	21:CX:78:LYS:HE2	1.84	0.59

Continued on next page...

Continued from previous page...

Atom-1	Atom-2	Interatomic distance (Å)	Clash overlap (Å)
34:DA:237:C:OP2	50:DQ:40:LYS:NZ	2.36	0.59
1:AA:2833:A:OP1	5:AE:159:HIS:NE2	2.31	0.59
1:AA:387:G:H2'	1:AA:388:A:H8	1.67	0.59
1:AA:528:A:O2'	63:AA:5216:HOH:O	2.17	0.59
1:AA:532:A:H5''	1:AA:533:G:H3'	1.85	0.59
5:AE:9:VAL:HB	17:AT:3:ARG:HG2	1.84	0.59
8:AH:41:MET:CE	8:AH:65:HIS:HA	2.33	0.59
34:BA:1233:G:H2'	34:BA:1234:C:C6	2.38	0.59
34:BA:757:U:H2'	34:BA:758:G:O4'	2.01	0.59
34:BA:1191:A:H5''	36:BC:4:LYS:HZ2	1.66	0.59
1:CA:247:G:H4'	1:CA:386:G:C5	2.38	0.59
3:CC:214:TYR:CZ	3:CC:224:ARG:HG2	2.37	0.59
34:DA:1318:A:H2'	34:DA:1319:A:H5''	1.83	0.59
40:DG:16:LEU:HG	42:DI:41:VAL:O	2.02	0.59
43:DJ:5:ARG:N	43:DJ:73:ASP:OD1	2.35	0.59
3:AC:41:THR:HG22	3:AC:42:VAL:N	2.17	0.59
14:AQ:54:MET:HG2	14:AQ:117:ALA:HB1	1.84	0.59
34:BA:537:G:H2'	34:BA:538:G:H8	1.66	0.59
34:BA:598:U:H2'	34:BA:599:C:H6	1.67	0.59
35:BB:42:ILE:HD12	35:BB:203:GLY:HA2	1.84	0.59
36:BC:87:LEU:O	36:BC:89:GLU:N	2.36	0.59
57:BZ:490:PRO:HG3	57:BZ:516:PRO:HD2	1.84	0.59
5:CE:9:VAL:HG23	17:CT:3:ARG:HG2	1.83	0.59
57:DZ:96:ARG:HB2	57:DZ:96:ARG:HH11	1.68	0.59
1:AA:1337:C:H2'	1:AA:1338:U:H6	1.67	0.59
6:AF:129:PHE:HB3	6:AF:132:VAL:HG13	1.85	0.59
6:AF:50:SER:HB2	6:AF:94:PRO:HD3	1.83	0.59
34:BA:524:G:H2'	34:BA:525:C:C6	2.37	0.59
38:BE:57:LYS:HG2	38:BE:61:TYR:HE2	1.66	0.59
49:BP:11:SER:H	49:BP:14:ASN:HB3	1.68	0.59
56:BY:67:C:H2'	56:BY:68:C:C6	2.38	0.59
57:BZ:73:PHE:CE2	57:BZ:78:ARG:NH1	2.71	0.59
1:CA:1688:U:O2	1:CA:1700:A:H5'	2.03	0.59
34:DA:881:G:OP2	45:DL:12:ARG:NH2	2.35	0.59
37:DD:187:ARG:NH2	37:DD:193:ASP:OD2	2.35	0.59
45:DL:70:ILE:HG12	45:DL:100:ILE:HD12	1.85	0.59
54:DU:5:ASP:O	54:DU:11:GLY:HA3	2.03	0.59
1:AA:34:C:H5''	1:AA:35:G:OP2	2.03	0.59
4:AD:52:ARG:NH2	63:AD:407:HOH:O	2.36	0.59
6:AF:133:ASN:N	6:AF:138:GLU:OE1	2.29	0.59
34:BA:409:G:H2'	34:BA:410:G:H8	1.65	0.59

Continued on next page...

Continued from previous page...

Atom-1	Atom-2	Interatomic distance (Å)	Clash overlap (Å)
34:BA:1108:G:H5'	36:BC:176:HIS:HD2	1.68	0.59
50:BQ:41:LYS:HZ3	50:BQ:92:ARG:NH2	2.01	0.59
34:BA:1498:U:O2'	55:BV:17:U:OP1	2.15	0.59
56:BW:18:G:O2'	56:BW:57:G:N2	2.30	0.59
1:CA:1138:G:H21	11:CN:106:MET:HG2	1.66	0.59
1:CA:2178:C:H4'	3:CC:47:LYS:HZ1	1.64	0.59
23:CZ:67:LEU:HD22	23:CZ:90:VAL:HG11	1.83	0.59
34:DA:149:A:H2'	34:DA:150:C:C6	2.38	0.59
40:DG:20:ASP:HB3	40:DG:23:VAL:HG23	1.83	0.59
9:AK:26:LEU:HA	9:AK:84:GLU:HA	1.85	0.58
34:BA:1305:G:N2	34:BA:1331:G:H1'	2.17	0.58
34:BA:946:A:H2'	34:BA:947:G:C8	2.38	0.58
39:BF:26:ILE:O	39:BF:30:LEU:HB2	2.03	0.58
1:CA:1923:U:OP1	56:DW:24:G:O2'	2.20	0.58
1:CA:747:U:O2	1:CA:2014:A:H1'	2.02	0.58
34:DA:862:C:H1'	34:DA:874:G:H5''	1.85	0.58
46:DM:37:THR:O	46:DM:55:ARG:NH1	2.36	0.58
34:DA:1456:G:O3'	53:DT:39:LYS:NZ	2.36	0.58
57:DZ:272:LEU:O	57:DZ:276:VAL:HG23	2.02	0.58
28:A4:3:GLU:O	28:A4:5:ILE:N	2.36	0.58
1:AA:1337:C:H2'	1:AA:1338:U:C6	2.38	0.58
1:AA:2121:U:H3	1:AA:2212:G:H1	1.52	0.58
3:AC:214:TYR:CZ	3:AC:224:ARG:HG2	2.37	0.58
4:AD:124:PRO:O	4:AD:126:GLN:N	2.36	0.58
23:AZ:138:GLU:H	23:AZ:156:LYS:NZ	2.01	0.58
1:CA:1876:A:H2'	1:CA:1877:A:C8	2.38	0.58
1:CA:2504:U:OP2	63:CA:4122:HOH:O	2.17	0.58
1:CA:1080:C:O2'	10:CL:125:ARG:O	2.19	0.58
13:CP:70:GLN:O	13:CP:73:GLY:N	2.36	0.58
34:DA:642:A:N3	41:DH:113:SER:OG	2.36	0.58
57:DZ:568:TYR:HD1	57:DZ:568:TYR:H	1.50	0.58
2:AB:8:U:O3'	16:AS:25:ARG:NH2	2.36	0.58
35:BB:60:ASP:OD1	35:BB:64:ARG:NH2	2.29	0.58
45:BL:70:ILE:HD13	45:BL:77:LEU:HD12	1.84	0.58
52:BS:63:THR:OG1	52:BS:65:ASN:ND2	2.36	0.58
57:BZ:98:MET:HA	57:BZ:101:LEU:HB2	1.85	0.58
57:BZ:609:GLU:HG2	57:BZ:644:ARG:HG2	1.85	0.58
1:CA:1190:G:H5''	13:CP:32:THR:O	2.02	0.58
1:CA:531:C:OP1	1:CA:561:G:N1	2.33	0.58
20:CW:24:ILE:HA	20:CW:27:LYS:HG3	1.86	0.58
22:CY:6:HIS:O	22:CY:97:ARG:NH2	2.37	0.58

Continued on next page...

Continued from previous page...

Atom-1	Atom-2	Interatomic distance (Å)	Clash overlap (Å)
23:CZ:79:ARG:HD2	23:CZ:80:ARG:NH2	2.18	0.58
34:DA:148:G:H2'	34:DA:149:A:H8	1.66	0.58
35:DB:219:VAL:O	35:DB:222:ILE:HG12	2.02	0.58
6:AF:125:LEU:HD21	6:AF:199:TRP:CG	2.38	0.58
35:BB:111:ARG:NH1	35:BB:111:ARG:HG2	2.15	0.58
37:BD:18:LYS:HG3	37:BD:33:MET:HG2	1.84	0.58
57:BZ:247:ARG:HE	57:BZ:251:ILE:HD11	1.69	0.58
1:CA:1637:A:H4'	1:CA:2711:A:O2'	2.04	0.58
11:CN:58:ASP:OD2	11:CN:59:LYS:N	2.37	0.58
15:CR:24:GLN:OE1	15:CR:36:THR:HG21	2.03	0.58
49:DP:19:ILE:HG22	49:DP:36:ILE:HG13	1.86	0.58
1:AA:2175:G:H2'	1:AA:2176:G:H8	1.68	0.58
47:BN:6:LEU:HG	47:BN:23:ARG:NH2	2.17	0.58
51:BR:38:GLU:OE2	51:BR:41:LYS:NZ	2.29	0.58
56:BW:34:G:H8	56:BW:34:G:OP1	1.86	0.58
57:BZ:655:TYR:HA	57:BZ:658:ASP:HB2	1.85	0.58
31:C7:29:LYS:NZ	31:C7:33:ARG:HE	2.01	0.58
1:CA:2646:C:OP2	1:CA:2732:G:O2'	2.22	0.58
1:CA:898:C:H2'	1:CA:899:A:O4'	2.03	0.58
2:CB:62:C:H2'	2:CB:63:G:H8	1.68	0.58
16:CS:16:ASN:HA	16:CS:19:LYS:HG3	1.85	0.58
34:DA:437:U:H5'	37:DD:155:LEU:HD21	1.85	0.58
46:DM:17:VAL:O	46:DM:20:THR:OG1	2.18	0.58
57:DZ:629:GLY:HA3	57:DZ:647:VAL:HG12	1.85	0.58
2:AB:33:G:H5'	7:AG:2:PRO:HD3	1.86	0.58
1:AA:1186:U:H6	11:AN:63:THR:HG1	1.52	0.58
34:BA:403:C:OP1	37:BD:137:SER:OG	2.22	0.58
38:BE:7:GLU:OE1	38:BE:37:ARG:NH2	2.30	0.58
40:BG:46:ALA:O	40:BG:50:ILE:HG23	2.03	0.58
34:BA:110:C:O2'	49:BP:25:ARG:HB3	2.03	0.58
1:CA:2572:A:N7	5:CE:145:LYS:HB2	2.19	0.58
1:CA:7:G:H1	1:CA:2896:C:H42	1.51	0.58
8:CH:76:VAL:C	8:CH:78:GLY:H	2.06	0.58
10:CL:99:ILE:O	10:CL:138:VAL:HA	2.03	0.58
14:CQ:27:VAL:O	14:CQ:29:PHE:N	2.37	0.58
34:DA:1399:C:C2	34:DA:1502:A:N6	2.72	0.58
34:DA:738:C:H2'	34:DA:739:C:H6	1.68	0.58
34:DA:979:C:H42	47:DN:18:VAL:HB	1.69	0.58
34:DA:9:G:H2'	34:DA:10:A:H8	1.67	0.58
35:DB:172:ILE:HG22	35:DB:176:GLU:HG3	1.85	0.58
37:DD:191:ARG:O	37:DD:191:ARG:NH1	2.36	0.58

Continued on next page...

Continued from previous page...

Atom-1	Atom-2	Interatomic distance (Å)	Clash overlap (Å)
49:DP:28:ARG:HG3	49:DP:29:ASP:OD1	2.04	0.58
5:AE:1:MET:HE1	5:AE:199:ARG:HB3	1.85	0.58
5:AE:36:ARG:HH11	5:AE:85:ASN:ND2	2.01	0.58
34:BA:1504:G:OP1	34:BA:1507:A:H4'	2.04	0.58
57:BZ:224:ASP:OD2	57:BZ:227:ILE:HG13	2.03	0.58
1:CA:1274:A:N3	1:CA:1297:C:H1'	2.18	0.58
50:DQ:45:HIS:HB2	50:DQ:65:ILE:HD13	1.86	0.58
1:AA:2417:G:O2'	1:AA:2423:A:N6	2.36	0.58
1:AA:2771:A:OP2	63:AA:4050:HOH:O	2.17	0.58
7:AG:126:ASP:HB2	7:AG:130:ASN:H	1.67	0.58
23:AZ:150:LEU:O	23:AZ:171:ILE:HG13	2.04	0.58
34:BA:114:U:H2'	34:BA:115:G:C8	2.38	0.58
34:BA:1329:A:H5'	46:BM:29:ARG:HE	1.69	0.58
1:CA:2572:A:C8	5:CE:144:ARG:HD2	2.38	0.58
6:CF:168:ARG:O	6:CF:170:LEU:N	2.36	0.58
1:CA:2728:U:H5'	12:CO:70:LYS:HZ1	1.69	0.58
1:CA:907:U:O2'	14:CQ:101:ARG:NH2	2.36	0.58
34:DA:620:C:H2'	34:DA:621:A:O4'	2.04	0.58
35:DB:98:LEU:HB2	35:DB:101:MET:SD	2.44	0.58
35:DB:52:GLU:O	35:DB:56:ARG:HG2	2.04	0.58
36:DC:40:ARG:HH21	36:DC:55:VAL:HB	1.68	0.58
50:DQ:66:SER:O	50:DQ:70:ARG:NH1	2.36	0.58
57:DZ:-53:ASP:H	57:DZ:-50:GLN:HE22	1.49	0.58
27:A3:6:VAL:HG13	27:A3:56:VAL:HG22	1.84	0.58
1:AA:1491:A:H4'	1:AA:1492:C:OP2	2.03	0.58
1:AA:1525:G:HO2'	1:AA:1605:A:H2	1.49	0.58
5:AE:59:VAL:HB	5:AE:64:LYS:HZ3	1.69	0.58
8:AH:17:VAL:HG11	8:AH:50:VAL:HG21	1.85	0.58
15:AR:36:THR:HG22	15:AR:37:THR:N	2.15	0.58
34:BA:222:U:H2'	34:BA:223:U:C6	2.39	0.58
57:BZ:428:LEU:HD22	57:BZ:440:VAL:HG11	1.85	0.58
1:CA:1064:C:OP1	10:CL:89:HIS:N	2.37	0.58
1:CA:1971:A:OP2	4:CD:242:ARG:NH2	2.35	0.58
1:CA:751:A:H5'	20:CW:90:ARG:HA	1.85	0.58
34:DA:972:C:O3'	43:DJ:57:LYS:HD3	2.04	0.58
57:DZ:169:GLY:N	57:DZ:205:TYR:OH	2.35	0.58
57:DZ:225:GLU:HA	57:DZ:228:MET:HB3	1.86	0.58
1:AA:1653:C:H4'	1:AA:1654:A:O5'	2.04	0.58
1:AA:1688:A:H2'	1:AA:1689:G:O4'	2.04	0.58
6:AF:18:ARG:NH2	6:AF:127:GLU:OE1	2.36	0.58
22:AY:8:LYS:HG2	22:AY:11:ASP:OD2	2.03	0.58

Continued on next page...

Continued from previous page...

Atom-1	Atom-2	Interatomic distance (Å)	Clash overlap (Å)
23:AZ:154:ASP:N	23:AZ:154:ASP:OD2	2.37	0.58
34:BA:236:G:OP1	50:BQ:40:LYS:NZ	2.37	0.58
34:BA:33:A:H5''	34:BA:364:A:H1'	1.86	0.58
1:CA:1107:G:N2	1:CA:1108:U:C2	2.72	0.58
6:CF:117:ARG:NH2	6:CF:189:THR:O	2.34	0.58
20:CW:86:LEU:O	20:CW:94:ASP:N	2.37	0.58
22:CY:52:SER:HB3	22:CY:55:TYR:H	1.67	0.58
41:DH:51:VAL:HG12	41:DH:52:ASP:H	1.68	0.58
57:DZ:72:CYS:SG	57:DZ:79:ILE:HB	2.44	0.58
1:AA:2490:A:OP2	33:A9:2:LYS:NZ	2.26	0.57
13:AP:70:GLN:O	13:AP:73:GLY:N	2.31	0.57
36:BC:43:LEU:HD22	36:BC:47:LEU:HD11	1.86	0.57
37:BD:127:THR:OG1	37:BD:131:ARG:O	2.21	0.57
49:BP:67:THR:HB	49:BP:70:ALA:HB2	1.86	0.57
6:CF:51:THR:O	6:CF:93:LYS:HE2	2.04	0.57
23:CZ:54:HIS:ND1	23:CZ:101:PRO:HG3	2.19	0.57
34:DA:1354:C:H2'	34:DA:1355:G:C8	2.39	0.57
35:DB:212:GLN:NE2	35:DB:234:PRO:O	2.37	0.57
46:DM:8:GLU:HG2	46:DM:11:ARG:HH12	1.69	0.57
48:DO:41:GLU:HA	48:DO:44:LYS:HD2	1.86	0.57
56:DW:38:A:H2'	56:DW:39:PSU:O4'	2.04	0.57
57:DZ:-29:LEU:HB3	57:DZ:-27:THR:HG23	1.85	0.57
1:AA:1211:U:H2'	1:AA:1212:C:C6	2.38	0.57
1:AA:1540:A:H2'	1:AA:1541:A:C8	2.39	0.57
5:AE:93:VAL:N	63:AE:415:HOH:O	2.25	0.57
12:AO:64:ARG:HG2	12:AO:79:PHE:CG	2.38	0.57
1:AA:325:G:OP2	22:AY:84:ARG:NH2	2.36	0.57
23:AZ:156:LYS:HG2	23:AZ:157:LEU:N	2.19	0.57
34:BA:1057:G:H2'	34:BA:1058:G:O4'	2.04	0.57
34:BA:1130:A:O2'	42:BI:3:GLN:OE1	2.22	0.57
34:BA:159:G:H2'	34:BA:161:A:OP2	2.04	0.57
1:CA:1817:G:OP1	4:CD:88:ARG:NH2	2.35	0.57
1:CA:1849:G:H2'	1:CA:1850:G:H8	1.69	0.57
1:CA:2304:G:H22	1:CA:2312:U:H3	1.51	0.57
15:CR:104:ARG:HD2	15:CR:109:ALA:HB3	1.85	0.57
20:CW:9:TYR:CD1	20:CW:102:HIS:HE1	2.22	0.57
34:DA:1255:G:OP1	43:DJ:45:ARG:NH2	2.29	0.57
36:DC:22:TRP:HZ3	36:DC:24:ALA:HB2	1.68	0.57
37:DD:88:VAL:HG12	37:DD:89:THR:H	1.68	0.57
46:DM:29:ARG:HD3	46:DM:64:TRP:CE2	2.38	0.57
57:DZ:11:ARG:NH1	57:DZ:11:ARG:HB2	2.20	0.57

Continued on next page...

Continued from previous page...

Atom-1	Atom-2	Interatomic distance (Å)	Clash overlap (Å)
1:AA:1854:G:OP1	4:AD:54:ARG:NH1	2.38	0.57
8:AH:149:ARG:HH21	8:AH:153:LYS:HE2	1.68	0.57
19:AV:16:PRO:HB3	19:AV:97:LYS:O	2.04	0.57
34:BA:1268:A:H2'	34:BA:1269:A:C8	2.39	0.57
34:BA:148:G:H1	34:BA:174:C:N4	1.98	0.57
34:BA:149:A:H2'	34:BA:150:C:H6	1.70	0.57
36:BC:3:ASN:OD1	36:BC:3:ASN:N	2.36	0.57
34:BA:923:A:OP1	38:BE:21:ALA:HB2	2.04	0.57
57:BZ:146:LEU:HD22	57:BZ:150:ILE:HD11	1.85	0.57
1:CA:1759:A:N3	63:CA:4657:HOH:O	2.32	0.57
1:CA:2320:A:N3	1:CA:2320:A:H2'	2.17	0.57
1:CA:27:G:O2'	1:CA:28:A:OP2	2.17	0.57
1:CA:882:G:H2'	1:CA:883:G:C8	2.40	0.57
7:CG:101:ILE:HD12	7:CG:101:ILE:H	1.68	0.57
39:DF:35:ALA:HB2	39:DF:67:MET:HE2	1.86	0.57
41:DH:14:ARG:HG2	41:DH:18:ARG:NH1	2.20	0.57
56:DW:5:G:H1	56:DW:68:C:H42	1.51	0.57
1:AA:1154:U:HO2'	1:AA:1155:C:H6	1.52	0.57
5:AE:54:GLN:HE21	5:AE:76:ARG:HG2	1.70	0.57
34:BA:1258:G:H2'	34:BA:1259:C:C6	2.39	0.57
17:AT:118:ARG:HG2	34:BA:1442(A):G:C8	2.39	0.57
34:BA:15:G:C4	34:BA:16:A:C8	2.93	0.57
34:BA:502:G:C2	34:BA:503:C:C2	2.93	0.57
34:BA:1367:C:H4'	43:BJ:48:THR:HG21	1.86	0.57
53:BT:33:ILE:O	53:BT:37:SER:OG	2.17	0.57
57:BZ:115:GLU:N	57:BZ:156:ARG:HH12	1.98	0.57
57:BZ:146:LEU:HD12	57:BZ:167:PRO:HD3	1.87	0.57
1:CA:1187:G:H5'	19:CV:81:TYR:CE1	2.40	0.57
1:CA:118:A:H1'	1:CA:178:G:O4'	2.04	0.57
1:CA:2723:C:OP1	5:CE:109:LYS:HD3	2.04	0.57
1:CA:461:C:C2'	1:CA:462:C:H5'	2.33	0.57
1:CA:528:A:N1	1:CA:2042:A:H2'	2.19	0.57
1:CA:602:G:O2'	1:CA:655:A:N6	2.36	0.57
1:CA:1054:A:O2'	9:CK:30:GLN:O	2.20	0.57
12:CO:111:PHE:O	12:CO:115:VAL:HG23	2.03	0.57
28:A4:15:ILE:HG23	28:A4:21:VAL:HG22	1.86	0.57
33:A9:15:LYS:HD3	33:A9:26:ILE:HD11	1.87	0.57
1:AA:139:A:H8	1:AA:1454:C:HO2'	1.48	0.57
21:AX:21:PHE:O	21:AX:23:GLU:N	2.38	0.57
34:BA:232:G:H1'	34:BA:262:A:N1	2.19	0.57
34:BA:437:U:C2'	34:BA:438:G:H5'	2.35	0.57

Continued on next page...

Continued from previous page...

Atom-1	Atom-2	Interatomic distance (Å)	Clash overlap (Å)
43:BJ:8:LEU:HD12	43:BJ:20:ALA:HB2	1.85	0.57
45:BL:97:ARG:HB2	45:BL:98:TYR:CE1	2.40	0.57
49:BP:39:TYR:CZ	49:BP:41:PRO:HB3	2.40	0.57
1:CA:143(A):C:H2'	1:CA:144:C:H6	1.68	0.57
1:CA:2294:C:OP2	16:CS:89:ARG:NH2	2.37	0.57
1:CA:501:A:H8	1:CA:501:A:O5'	1.86	0.57
1:CA:921:G:H2'	1:CA:922:U:C6	2.40	0.57
34:DA:1106:G:H5''	36:DC:172:ARG:HG2	1.87	0.57
34:DA:839:U:H5''	34:DA:840:C:H5	1.68	0.57
38:DE:60:TYR:HE1	38:DE:64:ARG:CZ	2.17	0.57
39:DF:69:GLU:O	39:DF:72:VAL:HG12	2.04	0.57
45:DL:34:ARG:NH1	58:DX:10:2QY:OH	2.37	0.57
1:AA:1556:A:H3'	1:AA:1557:A:H8	1.68	0.57
1:AA:207:A:C2	1:AA:224:U:H4'	2.40	0.57
21:AX:84:ALA:HB3	21:AX:87:GLN:HE22	1.68	0.57
23:AZ:138:GLU:O	23:AZ:156:LYS:HE3	2.05	0.57
34:BA:1014:A:H4'	52:BS:14:HIS:NE2	2.20	0.57
35:BB:207:ALA:HB3	35:BB:210:SER:HB3	1.87	0.57
36:BC:113:ALA:HB2	36:BC:202:ILE:HG13	1.87	0.57
38:BE:147:ASP:HA	38:BE:150:ARG:HB3	1.87	0.57
53:BT:57:ARG:NH2	53:BT:100:ILE:HD12	2.20	0.57
1:CA:2121:G:H21	3:CC:169:THR:CB	2.17	0.57
2:CB:49:C:H2'	2:CB:50:G:C8	2.40	0.57
7:CG:25:TYR:CD2	7:CG:30:GLU:HB3	2.40	0.57
13:CP:93:GLY:H	13:CP:123:LEU:HD21	1.70	0.57
15:CR:26:LYS:HG2	15:CR:70:LEU:HD23	1.86	0.57
1:CA:2708:G:H1'	15:CR:71:GLN:HE22	1.70	0.57
20:CW:29:LEU:O	20:CW:33:ARG:HG3	2.05	0.57
49:DP:51:VAL:HG12	49:DP:53:VAL:H	1.69	0.57
34:DA:958:A:N6	52:DS:77:THR:HG23	2.20	0.57
3:AC:6:LYS:HG3	3:AC:7:ARG:H	1.69	0.57
4:AD:132:PRO:HD3	4:AD:190:TYR:CZ	2.39	0.57
34:BA:518:C:O2'	34:BA:530:G:N2	2.38	0.57
38:BE:27:ARG:HG3	38:BE:28:PHE:N	2.19	0.57
47:BN:19:ARG:O	47:BN:21:TYR:N	2.38	0.57
1:CA:2125:G:OP1	3:CC:71:LYS:NZ	2.37	0.57
11:CN:39:ARG:HB3	11:CN:41:ASP:OD1	2.05	0.57
16:CS:66:ALA:O	16:CS:69:VAL:HG13	2.04	0.57
34:DA:1079:G:H2'	34:DA:1080:A:C8	2.39	0.57
34:DA:714:G:H2'	34:DA:715:A:C8	2.40	0.57
34:DA:559:A:OP1	38:DE:126:ARG:NH2	2.38	0.57

Continued on next page...

Continued from previous page...

Atom-1	Atom-2	Interatomic distance (Å)	Clash overlap (Å)
49:DP:52:ASP:HB3	49:DP:55:ARG:HB2	1.86	0.57
57:DZ:172:ASP:OD2	57:DZ:172:ASP:N	2.38	0.57
1:AA:2442:A:OP1	63:AA:4785:HOH:O	2.18	0.57
1:AA:2697:G:H5'	12:AO:68:GLU:OE1	2.04	0.57
45:BL:40:VAL:HG21	45:BL:78:GLN:HA	1.85	0.57
49:BP:23:ASP:O	49:BP:25:ARG:N	2.37	0.57
57:BZ:75:LYS:O	57:BZ:77:HIS:HD2	1.87	0.57
1:CA:1011:G:OP2	18:CU:66:ASN:ND2	2.36	0.57
1:CA:2080:G:OP1	25:C1:35:THR:HG21	2.03	0.57
1:CA:647:G:H8	1:CA:647:G:O5'	1.87	0.57
2:CB:19:G:H1	2:CB:64:C:H42	1.50	0.57
7:CG:126:ASP:N	7:CG:126:ASP:OD1	2.34	0.57
16:CS:84:GLN:H	16:CS:111:GLU:HB2	1.70	0.57
17:CT:26:ASP:OD1	17:CT:120:ARG:NH2	2.35	0.57
18:CU:58:ARG:HA	18:CU:61:TRP:CE3	2.40	0.57
34:DA:1090:U:H2'	34:DA:1091:U:C6	2.40	0.57
35:DB:155:LEU:HD11	35:DB:159:PRO:HD3	1.86	0.57
36:DC:110:ASN:HB3	36:DC:141:VAL:HA	1.86	0.57
40:DG:74:GLU:OE1	40:DG:95:ARG:NH2	2.38	0.57
26:A2:63:VAL:HA	26:A2:66:GLU:HG3	1.86	0.57
1:AA:2787:C:H2'	1:AA:2788:A:O4'	2.05	0.57
1:AA:662:A:H4'	1:AA:663:G:O5'	2.05	0.57
1:AA:624:C:OP1	6:AF:108:LYS:HE3	2.05	0.57
9:AK:117:LEU:HA	9:AK:122:VAL:HA	1.86	0.57
22:AY:30:VAL:O	22:AY:32:PRO:HD3	2.05	0.57
34:BA:946:A:O2'	34:BA:1333:A:N3	2.34	0.57
34:BA:186:C:O4'	53:BT:81:LYS:NZ	2.38	0.57
42:BI:70:LYS:O	42:BI:74:ILE:HG13	2.04	0.57
47:BN:24:CYS:HB3	47:BN:28:GLY:H	1.69	0.57
2:CB:13:A:N1	2:CB:69:G:O2'	2.30	0.57
4:CD:242:ARG:HD3	4:CD:242:ARG:N	2.20	0.57
11:CN:19:GLU:HG2	11:CN:59:LYS:HB3	1.86	0.57
1:CA:2294:C:P	16:CS:89:ARG:HH22	2.28	0.57
34:DA:1065:U:H5''	34:DA:1190:G:N2	2.18	0.57
34:DA:1103:C:H2'	34:DA:1104:G:O4'	2.04	0.57
34:DA:1239:A:H4'	34:DA:1240:U:C5'	2.35	0.57
34:DA:509:A:C8	34:DA:509:A:H3'	2.40	0.57
1:AA:1221:G:H1'	1:AA:1222:A:C5'	2.35	0.57
1:AA:1551:C:H2'	1:AA:1552:C:H6	1.69	0.57
1:AA:2045:G:H5'	1:AA:2629:C:H4'	1.87	0.57
1:AA:932:C:H3'	1:AA:933:C:H5''	1.86	0.57

Continued on next page...

Continued from previous page...

Atom-1	Atom-2	Interatomic distance (Å)	Clash overlap (Å)
34:BA:1074:G:O2'	34:BA:1101:A:N1	2.28	0.57
34:BA:1309:G:N2	34:BA:1329:A:H1'	2.20	0.57
34:BA:765:G:H5''	34:BA:766:A:OP1	2.04	0.57
57:BZ:257:PRO:HB2	57:BZ:259:PHE:HE1	1.69	0.57
1:CA:2394:C:N3	56:DY:76:A:O3'	2.36	0.57
1:CA:2424:C:O2	1:CA:2429:G:O2'	2.19	0.57
1:CA:265:A:C8	1:CA:266:G:H1'	2.39	0.57
1:CA:373:U:H2'	1:CA:374:A:H8	1.69	0.57
8:CH:91:GLY:O	8:CH:93:GLY:N	2.38	0.57
16:CS:12:PHE:O	16:CS:16:ASN:ND2	2.35	0.57
57:DZ:206:LEU:HD11	57:DZ:210:ARG:NH1	2.20	0.57
57:DZ:326:THR:HB	57:DZ:377:VAL:HG13	1.87	0.57
32:A8:26:LYS:HD2	63:A8:6309:HOH:O	2.04	0.56
1:AA:1154:U:H6	1:AA:1155:C:C6	2.23	0.56
1:AA:2127:C:H2'	1:AA:2128:G:C8	2.40	0.56
13:AP:101:VAL:HG23	13:AP:106:LEU:HB3	1.87	0.56
14:AQ:66:ILE:HG12	14:AQ:104:PHE:HD1	1.70	0.56
17:AT:54:ARG:HA	17:AT:59:THR:HB	1.87	0.56
42:BI:42:ARG:NH1	42:BI:71:SER:OG	2.38	0.56
57:BZ:549:ALA:HB2	57:BZ:587:SER:HA	1.85	0.56
1:CA:1418:G:O2'	1:CA:1580:A:N6	2.37	0.56
1:CA:324:A:N6	1:CA:338:G:O2'	2.38	0.56
14:CQ:50:ALA:HB1	14:CQ:121:ALA:HB1	1.87	0.56
1:AA:1104:G:N2	1:AA:1127:U:H1'	2.20	0.56
1:AA:346:A:H5'	1:AA:364:A:H1'	1.87	0.56
4:AD:72:LYS:HD3	4:AD:97:TYR:CE2	2.40	0.56
40:BG:78:ARG:HD3	40:BG:79:ARG:H	1.70	0.56
48:BO:25:THR:HG21	48:BO:70:LEU:HB2	1.87	0.56
53:BT:37:SER:O	53:BT:41:ILE:HG13	2.05	0.56
24:C0:26:TYR:O	24:C0:29:GLN:HB2	2.05	0.56
1:CA:1823:G:OP1	4:CD:54:ARG:NH1	2.38	0.56
1:CA:310:A:OP1	22:CY:18:GLY:N	2.21	0.56
2:CB:91:C:OP1	14:CQ:16:ARG:HG3	2.05	0.56
7:CG:129:GLY:HA3	7:CG:163:ALA:O	2.05	0.56
34:DA:1085:U:H5'	34:DA:1094:G:N2	2.20	0.56
34:DA:1159:U:O4'	34:DA:1182:G:N2	2.38	0.56
35:DB:16:HIS:CD2	35:DB:17:PHE:H	2.23	0.56
38:DE:147:ASP:O	38:DE:151:LEU:HG	2.05	0.56
46:DM:39:ILE:HG12	46:DM:52:GLU:HB3	1.86	0.56
58:DX:9:MVA:CB	58:DX:10:2QY:H82	2.35	0.56
13:AP:62:LEU:O	32:A8:13:ARG:HD3	2.06	0.56

Continued on next page...

Continued from previous page...

Atom-1	Atom-2	Interatomic distance (Å)	Clash overlap (Å)
1:AA:254:A:H1'	1:AA:255:G:O4'	2.06	0.56
1:AA:990:A:H2	63:AA:4758:HOH:O	1.88	0.56
35:BB:145:LEU:O	35:BB:149:LEU:HB2	2.05	0.56
35:BB:158:LEU:HG	35:BB:182:ILE:HD11	1.86	0.56
57:BZ:13:ARG:NH2	57:BZ:280:LEU:O	2.38	0.56
57:BZ:69:VAL:HG21	57:BZ:374:LEU:HD13	1.87	0.56
1:CA:1491:G:O2'	4:CD:101:GLU:HB2	2.05	0.56
20:CW:12:ILE:HD12	20:CW:42:ARG:NH1	2.19	0.56
34:DA:1052:U:H5''	34:DA:1053:G:OP2	2.06	0.56
34:DA:649:G:H2'	34:DA:650:G:C8	2.41	0.56
35:DB:13:ALA:N	35:DB:14:GLY:HA3	2.20	0.56
56:DW:40:C:O2'	56:DW:41:C:O5'	2.23	0.56
57:DZ:21:ILE:HD11	57:DZ:117:GLN:NE2	2.19	0.56
16:AS:20:ARG:NH2	24:A0:48:GLY:O	2.38	0.56
25:A1:64:ALA:O	25:A1:67:ILE:HG13	2.05	0.56
1:AA:555:G:O4'	1:AA:555:G:N3	2.37	0.56
1:AA:886:U:H1'	1:AA:1236:G:H1'	1.87	0.56
34:BA:1133:G:H2'	34:BA:1134:G:H8	1.70	0.56
34:BA:836:G:OP1	51:BR:61:LYS:HE2	2.05	0.56
34:BA:920:U:H2'	34:BA:921:U:C6	2.40	0.56
35:BB:103:THR:HG23	35:BB:176:GLU:HB3	1.86	0.56
34:DA:108:G:C2	53:DT:15:ARG:HG3	2.40	0.56
34:DA:64:G:H4'	34:DA:65:U:H3'	1.88	0.56
43:DJ:8:LEU:HB2	43:DJ:70:ARG:HB2	1.88	0.56
1:AA:2014:G:OP2	63:AA:4345:HOH:O	2.18	0.56
4:AD:20:ASP:N	4:AD:20:ASP:OD1	2.35	0.56
8:AH:149:ARG:NH1	8:AH:167:GLU:OE2	2.34	0.56
34:BA:1374:A:OP1	40:BG:36:LYS:NZ	2.32	0.56
34:BA:600:C:H2'	34:BA:601:C:C6	2.41	0.56
56:BW:47:U:O2'	56:BW:48:C:OP1	2.16	0.56
1:CA:1110:G:H2'	1:CA:1110:G:N3	2.21	0.56
1:CA:1153:C:OP1	18:CU:76:TYR:OH	2.21	0.56
1:CA:2193:G:H2'	1:CA:2194:G:O4'	2.05	0.56
1:CA:770:G:N3	1:CA:1354:A:H2	2.03	0.56
4:CD:108:PRO:HG3	4:CD:143:HIS:CE1	2.41	0.56
7:CG:80:PHE:O	7:CG:82:LEU:N	2.39	0.56
34:DA:1375:A:O2'	40:DG:29:LYS:NZ	2.26	0.56
34:DA:721:G:H4'	34:DA:722:A:O4'	2.05	0.56
34:DA:429:U:H2'	37:DD:25:ARG:NH1	2.19	0.56
1:AA:1067:A:H3'	1:AA:1067:A:C8	2.40	0.56
21:AX:84:ALA:O	21:AX:87:GLN:HB2	2.06	0.56

Continued on next page...

Continued from previous page...

Atom-1	Atom-2	Interatomic distance (Å)	Clash overlap (Å)
34:BA:1244:C:O2	34:BA:1294:G:N2	2.38	0.56
35:BB:212:GLN:NE2	35:BB:235:SER:HA	2.20	0.56
1:CA:2693:A:H2'	1:CA:2694:G:H8	1.70	0.56
7:CG:50:ALA:O	7:CG:52:ILE:N	2.39	0.56
10:CL:129:GLY:HA2	10:CL:132:ARG:NH2	2.21	0.56
16:CS:95:HIS:HA	16:CS:99:LYS:HD2	1.87	0.56
2:CB:103:G:H21	23:CZ:73:GLN:CD	2.09	0.56
34:DA:983:A:H1'	34:DA:1049:U:O2	2.04	0.56
34:DA:1318:A:OP1	52:DS:3:ARG:NH1	2.39	0.56
41:DH:16:ALA:O	41:DH:18:ARG:N	2.38	0.56
44:DK:59:TYR:CE2	44:DK:63:LEU:HD11	2.41	0.56
48:DO:17:ARG:HH11	48:DO:17:ARG:HG3	1.70	0.56
33:A9:2:LYS:HE2	33:A9:31:LYS:O	2.05	0.56
1:AA:613:A:OP1	6:AF:95:ARG:NH1	2.39	0.56
34:BA:1250:A:H2	34:BA:1370:G:H1'	1.69	0.56
53:BT:81:LYS:O	53:BT:85:MET:HG3	2.05	0.56
1:CA:2102:U:H2'	1:CA:2103:C:C6	2.40	0.56
1:CA:2758:A:C2	1:CA:2759:G:H1'	2.39	0.56
1:CA:90:U:H1'	1:CA:92:A:C8	2.40	0.56
7:CG:64:THR:HB	7:CG:94:LEU:HD21	1.88	0.56
35:DB:211:ILE:HG22	35:DB:215:LEU:HG	1.88	0.56
38:DE:100:VAL:HG12	38:DE:107:ARG:HH21	1.70	0.56
54:DU:2:GLY:O	54:DU:4:GLY:N	2.38	0.56
1:AA:2154:U:N3	3:AC:6:LYS:HB2	2.20	0.56
4:AD:127:VAL:HA	4:AD:193:VAL:HG22	1.87	0.56
6:AF:53:THR:HB	6:AF:56:GLU:OE2	2.06	0.56
16:AS:34:HIS:ND1	16:AS:53:SER:OG	2.31	0.56
22:AY:19:LYS:HE3	22:AY:20:TYR:CE1	2.40	0.56
38:BE:100:VAL:O	38:BE:107:ARG:NH2	2.39	0.56
1:CA:1429:G:H2'	1:CA:1430:C:C6	2.41	0.56
1:CA:2783:G:H2'	1:CA:2784:C:C6	2.41	0.56
17:CT:55:ASN:H	17:CT:59:THR:HB	1.70	0.56
21:CX:59:VAL:N	21:CX:76:ARG:O	2.32	0.56
32:A8:32:LEU:O	32:A8:36:LYS:HE3	2.06	0.56
4:AD:67:PHE:HE1	4:AD:106:ILE:HD11	1.69	0.56
34:BA:1239:A:H62	34:BA:1299:A:N6	2.03	0.56
34:BA:1412:C:H2'	34:BA:1413:A:H8	1.71	0.56
35:BB:109:SER:HA	35:BB:112:VAL:HG13	1.88	0.56
42:BI:26:VAL:HG22	42:BI:61:ALA:HB3	1.88	0.56
57:BZ:138:LYS:HE2	62:BZ:702:GDP:C4	2.41	0.56
24:C0:46:LYS:HG2	24:C0:47:PRO:HD2	1.87	0.56

Continued on next page...

Continued from previous page...

Atom-1	Atom-2	Interatomic distance (Å)	Clash overlap (Å)
1:CA:1076:C:H2'	1:CA:1077:A:C8	2.35	0.56
1:CA:1081:U:H2'	1:CA:1082:U:H5	1.71	0.56
1:CA:1556:C:H2'	1:CA:1557:C:C6	2.40	0.56
1:CA:2695:C:H2'	1:CA:2696:U:H6	1.69	0.56
1:CA:2760:C:H2'	1:CA:2761:G:H5''	1.88	0.56
1:CA:668:G:H5'	1:CA:669:G:OP2	2.06	0.56
3:CC:42:VAL:O	3:CC:216:THR:O	2.24	0.56
15:CR:72:ASP:OD2	15:CR:75:LEU:HB2	2.05	0.56
34:DA:1347:G:HO2'	34:DA:1373:G:H1	1.53	0.56
34:DA:47:C:H5''	34:DA:365:U:O2	2.05	0.56
34:DA:371:G:H21	34:DA:373:A:N6	2.04	0.56
34:DA:978:A:H4'	34:DA:1322:C:N3	2.20	0.56
36:DC:137:ALA:HA	36:DC:140:ARG:HH11	1.71	0.56
38:DE:147:ASP:OD1	63:DE:301:HOH:O	2.18	0.56
34:DA:564:C:C6	50:DQ:31:LEU:HD11	2.41	0.56
28:A4:48:ARG:O	28:A4:50:VAL:N	2.39	0.56
1:AA:1111:U:H3'	1:AA:1112:U:C6	2.41	0.56
1:AA:1941:A:H5''	1:AA:1942:C:OP2	2.05	0.56
4:AD:206:LEU:HD22	4:AD:211:ARG:HG2	1.86	0.56
6:AF:12:LEU:HG	6:AF:124:LEU:HD11	1.88	0.56
6:AF:65:TRP:CZ2	6:AF:75:HIS:HD2	2.23	0.56
48:BO:6:GLU:OE2	48:BO:6:GLU:N	2.38	0.56
52:BS:19:VAL:HG11	52:BS:43:GLU:HB3	1.87	0.56
1:CA:1932:A:H2'	1:CA:1933:G:O4'	2.06	0.56
1:CA:2533:A:OP1	1:CA:2665:A:O2'	2.19	0.56
1:CA:535:C:O3'	18:CU:53:ARG:NH1	2.38	0.56
2:CB:15:A:H5'	2:CB:16:G:C8	2.41	0.56
1:CA:2177:C:H1'	3:CC:171:ALA:HB2	1.88	0.56
1:CA:2178:C:OP1	3:CC:47:LYS:CD	2.53	0.56
34:DA:1060:C:H5'	47:DN:45:ARG:HH22	1.69	0.56
34:DA:125:U:H2'	34:DA:126:G:C8	2.41	0.56
34:DA:878:G:C5'	41:DH:89:PRO:HG2	2.34	0.56
35:DB:102:LEU:HB3	35:DB:180:LEU:HD12	1.87	0.56
36:DC:77:ILE:HG13	36:DC:78:GLY:N	2.21	0.56
49:DP:14:ASN:OD1	49:DP:16:HIS:HE1	1.89	0.56
1:AA:125:A:H5''	1:AA:126:C:C6	2.41	0.56
1:AA:1935:A:H4'	1:AA:1936:C:C5'	2.34	0.56
1:AA:553:A:C8	1:AA:553:A:C3'	2.88	0.56
1:AA:905:U:O2	1:AA:2280:A:H2'	2.06	0.56
7:AG:16:ARG:HB2	7:AG:17:PRO:HD3	1.86	0.56
34:BA:1433:A:C4	34:BA:1468:A:C2	2.93	0.56

Continued on next page...

Continued from previous page...

Atom-1	Atom-2	Interatomic distance (Å)	Clash overlap (Å)
35:BB:97:TRP:HZ2	35:BB:102:LEU:HD13	1.70	0.56
41:BH:54:ASP:OD1	41:BH:54:ASP:N	2.38	0.56
51:BR:33:ASP:OD2	51:BR:36:ASN:HB3	2.06	0.56
1:CA:2273:A:H2'	1:CA:2274:A:C8	2.41	0.56
2:CB:34:U:O4	2:CB:44:G:O2'	2.19	0.56
3:CC:49:GLY:N	3:CC:209:PHE:O	2.39	0.56
2:CB:57:A:H1'	7:CG:29:TRP:HB2	1.88	0.56
34:DA:1133:G:H1	34:DA:1141:C:H42	1.53	0.56
35:DB:233:SER:HB2	35:DB:234:PRO:HD2	1.87	0.56
8:AH:20:ALA:HB1	8:AH:21:PRO:HD2	1.88	0.55
34:BA:1229:A:OP2	46:BM:114:ARG:HD3	2.06	0.55
57:BZ:96:ARG:NH2	57:BZ:315:LYS:NZ	2.54	0.55
1:CA:1053:C:N4	1:CA:1054:A:C8	2.74	0.55
1:CA:1843:C:H5'	4:CD:253:GLN:NE2	2.21	0.55
1:CA:241:A:OP1	1:CA:241:A:H8	1.89	0.55
13:CP:38:GLN:HG2	13:CP:45:LEU:N	2.20	0.55
16:CS:89:ARG:HD2	16:CS:92:TYR:O	2.06	0.55
34:DA:1323:G:H2'	34:DA:1324:A:C8	2.41	0.55
34:DA:418:C:H2'	34:DA:419:C:C6	2.42	0.55
46:DM:20:THR:HA	46:DM:25:ILE:HG22	1.87	0.55
1:AA:2143:G:H1'	3:AC:168:LYS:CD	2.35	0.55
9:AK:80:VAL:O	9:AK:82:PHE:N	2.39	0.55
13:AP:82:GLY:HA2	13:AP:113:LYS:O	2.07	0.55
16:AS:83:LYS:O	16:AS:111:GLU:N	2.32	0.55
34:BA:1062:U:H2'	34:BA:1063:C:C6	2.41	0.55
41:BH:114:THR:HG22	41:BH:130:GLY:O	2.05	0.55
1:CA:1107:G:N1	1:CA:1108:U:N3	2.54	0.55
1:CA:1338:G:N7	21:CX:62:LYS:NZ	2.49	0.55
1:CA:142:A:HO2'	1:CA:1407:C:HO2'	1.54	0.55
1:CA:2124:G:N2	3:CC:218:THR:HG23	2.21	0.55
1:CA:2850:A:H2'	1:CA:2851:A:C8	2.40	0.55
1:CA:2178:C:P	3:CC:47:LYS:HG2	2.43	0.55
3:CC:6:LYS:HG3	3:CC:7:ARG:H	1.69	0.55
14:CQ:43:THR:HG22	14:CQ:94:VAL:HG12	1.88	0.55
34:DA:60:A:H4'	34:DA:61:G:O5'	2.06	0.55
34:DA:70:G:H1	34:DA:99:U:H3	1.54	0.55
35:DB:80:ILE:HD11	35:DB:212:GLN:HA	1.87	0.55
51:DR:69:THR:HA	51:DR:72:ARG:HB2	1.87	0.55
57:DZ:122:TRP:NE1	57:DZ:157:LEU:HD13	2.21	0.55
34:BA:1017:G:H2'	34:BA:1018:C:C6	2.41	0.55
34:BA:600:C:H2'	34:BA:601:C:H6	1.71	0.55

Continued on next page...

Continued from previous page...

Atom-1	Atom-2	Interatomic distance (Å)	Clash overlap (Å)
34:BA:652:U:O4	34:BA:752:G:O2'	2.17	0.55
35:BB:211:ILE:O	35:BB:215:LEU:HB2	2.07	0.55
41:BH:81:HIS:N	41:BH:138:TRP:O	2.38	0.55
43:BJ:46:ARG:HH11	43:BJ:46:ARG:CB	2.18	0.55
53:BT:30:LYS:HA	53:BT:33:ILE:HD12	1.89	0.55
57:BZ:-53:ASP:H	57:BZ:-50:GLN:HE21	1.55	0.55
1:CA:2360:A:H8	1:CA:2360:A:O5'	1.90	0.55
1:CA:853:G:O2'	1:CA:854:G:H5'	2.07	0.55
1:CA:931:G:O2'	27:C3:24:LYS:HE2	2.07	0.55
23:CZ:73:GLN:HB3	23:CZ:87:ASP:HB2	1.87	0.55
34:DA:814:A:H2'	34:DA:816:A:H5''	1.88	0.55
35:DB:149:LEU:HD23	35:DB:152:PHE:HD2	1.71	0.55
56:DW:23:A:H2'	56:DW:24:G:H8	1.71	0.55
57:DZ:491:VAL:HG21	57:DZ:597:GLY:HA3	1.89	0.55
27:A3:3:ARG:CZ	27:A3:36:VAL:HG11	2.37	0.55
1:AA:1551:C:H2'	1:AA:1552:C:C6	2.41	0.55
1:AA:868:A:H2'	1:AA:991:G:H5''	1.89	0.55
4:AD:67:PHE:HB3	4:AD:153:ALA:HB3	1.88	0.55
2:AB:41:U:H5	7:AG:70:VAL:O	1.90	0.55
24:C0:10:THR:HG22	24:C0:12:ASN:H	1.72	0.55
1:CA:1753:G:N1	1:CA:1756:G:OP2	2.40	0.55
1:CA:463:G:H5''	1:CA:464:U:OP2	2.07	0.55
1:CA:663:G:O6	63:CA:4547:HOH:O	2.15	0.55
1:CA:687:C:N3	1:CA:788:A:H5'	2.21	0.55
1:CA:2679:A:H4'	5:CE:165:VAL:HG11	1.87	0.55
7:CG:94:LEU:HD22	7:CG:98:ARG:HB2	1.89	0.55
17:CT:99:LEU:O	17:CT:102:ILE:HG12	2.06	0.55
37:DD:194:LEU:HD12	37:DD:194:LEU:H	1.72	0.55
37:DD:73:ARG:HG3	37:DD:77:ASN:ND2	2.22	0.55
43:DJ:30:SER:OG	43:DJ:80:LYS:O	2.21	0.55
57:DZ:355:LEU:HG	57:DZ:369:LEU:HD22	1.89	0.55
1:AA:2369:U:OP1	24:A0:20:ARG:HD3	2.06	0.55
3:AC:49:GLY:N	3:AC:209:PHE:O	2.39	0.55
7:AG:145:THR:O	7:AG:148:MET:HG3	2.07	0.55
34:BA:1059:C:OP2	36:BC:199:LYS:NZ	2.33	0.55
34:BA:278:G:OP2	50:BQ:92:ARG:NH2	2.40	0.55
34:BA:951:G:N7	46:BM:102:ARG:NH2	2.54	0.55
39:BF:44:GLY:HA2	39:BF:59:TYR:CZ	2.42	0.55
34:BA:1316:G:H4'	47:BN:18:VAL:HG11	1.89	0.55
31:C7:5:TRP:NE1	31:C7:7:PRO:HG3	2.21	0.55
1:CA:1031:G:H21	33:C9:36:GLN:HE22	1.54	0.55

Continued on next page...

Continued from previous page...

Atom-1	Atom-2	Interatomic distance (Å)	Clash overlap (Å)
1:CA:1550:C:OP1	1:CA:1720:U:O2'	2.19	0.55
16:CS:14:VAL:O	16:CS:18:ILE:HG12	2.06	0.55
34:DA:1502:A:H2	34:DA:1505:G:H1	1.53	0.55
36:DC:112:SER:HB3	36:DC:115:LEU:HD22	1.87	0.55
37:DD:15:GLU:OE2	37:DD:66:ARG:NH1	2.38	0.55
41:DH:103:VAL:HG21	41:DH:110:ALA:HB2	1.88	0.55
41:DH:78:GLN:N	41:DH:78:GLN:HE21	2.03	0.55
50:DQ:7:THR:HG23	50:DQ:58:GLU:HG3	1.88	0.55
53:DT:63:ILE:HD12	53:DT:81:LYS:HG2	1.88	0.55
1:AA:2832:G:H2'	1:AA:2833:A:H5''	1.87	0.55
3:AC:42:VAL:O	3:AC:216:THR:O	2.24	0.55
4:AD:242:ARG:O	63:AD:403:HOH:O	2.18	0.55
7:AG:49:ASP:O	7:AG:51:ARG:N	2.40	0.55
8:AH:4:ILE:O	8:AH:69:ARG:HD3	2.06	0.55
12:AO:12:ASP:OD1	12:AO:14:THR:OG1	2.10	0.55
20:AW:2:GLU:OE2	20:AW:72:LYS:NZ	2.29	0.55
22:AY:37:VAL:HG21	22:AY:72:VAL:HG21	1.89	0.55
23:AZ:43:GLU:O	23:AZ:47:VAL:HG23	2.07	0.55
34:BA:1251:A:H2'	34:BA:1252:A:C8	2.41	0.55
34:BA:159:G:O2'	34:BA:161:A:N6	2.35	0.55
34:BA:520:A:N1	34:BA:536:C:H1'	2.22	0.55
37:BD:31:CYS:SG	37:BD:33:MET:HB3	2.47	0.55
34:BA:1372:U:OP1	42:BI:72:GLY:N	2.39	0.55
50:BQ:18:THR:HG21	50:BQ:69:LYS:HD2	1.89	0.55
57:BZ:239:GLU:O	57:BZ:243:VAL:HG23	2.07	0.55
57:BZ:683:VAL:HA	57:BZ:686:LYS:HG2	1.89	0.55
1:CA:1053:C:C2'	1:CA:1054:A:C5'	2.85	0.55
1:CA:1053:C:N4	1:CA:1107:G:N1	2.54	0.55
1:CA:1512:U:H2'	1:CA:1513:C:H6	1.71	0.55
1:CA:2678:C:H2'	1:CA:2679:A:O4'	2.06	0.55
1:CA:971:C:OP2	63:CA:4575:HOH:O	2.17	0.55
1:CA:2177:C:O2	3:CC:171:ALA:HB3	2.05	0.55
4:CD:93:ALA:HB3	4:CD:105:ILE:HG13	1.88	0.55
4:CD:87:ASN:N	4:CD:87:ASN:OD1	2.39	0.55
12:CO:2:ILE:HD12	12:CO:6:THR:HG21	1.87	0.55
23:CZ:157:LEU:HD11	23:CZ:163:LEU:HB2	1.88	0.55
40:DG:31:MET:HG3	40:DG:35:LYS:O	2.06	0.55
41:DH:78:GLN:HE21	41:DH:78:GLN:H	1.55	0.55
47:DN:12:ARG:HG2	47:DN:13:THR:H	1.70	0.55
57:DZ:610:VAL:HG13	57:DZ:659:LEU:HD11	1.88	0.55
1:AA:275:C:H2'	1:AA:276:C:C6	2.42	0.55

Continued on next page...

Continued from previous page...

Atom-1	Atom-2	Interatomic distance (Å)	Clash overlap (Å)
4:AD:124:PRO:HG2	4:AD:129:ASN:HD21	1.70	0.55
34:BA:1189:C:H5''	34:BA:1190:G:OP2	2.07	0.55
34:BA:1401:G:C2	34:BA:1402:C:H1'	2.42	0.55
34:BA:537:G:H5''	45:BL:113:ARG:HH12	1.71	0.55
34:BA:768:A:H4'	34:BA:1523:G:N2	2.22	0.55
40:BG:113:GLU:HG2	40:BG:119:ARG:HG2	1.89	0.55
42:BI:16:ARG:N	42:BI:64:THR:O	2.38	0.55
53:BT:45:GLN:HA	53:BT:91:LEU:HD22	1.89	0.55
1:CA:2177:C:H1'	3:CC:171:ALA:HB1	1.87	0.55
1:CA:2132:U:O4	3:CC:6:LYS:HE3	1.96	0.55
1:CA:1278:A:OP1	15:CR:36:THR:HG22	2.05	0.55
34:DA:693:G:H2'	34:DA:694:A:C8	2.42	0.55
34:DA:814:A:N7	34:DA:816:A:C4	2.75	0.55
34:DA:876:G:O5'	41:DH:14:ARG:NH1	2.40	0.55
35:DB:178:ARG:HD3	41:DH:72:PRO:HA	1.89	0.55
43:DJ:6:ILE:HB	43:DJ:72:VAL:HG23	1.89	0.55
36:DC:58:GLU:HB3	43:DJ:92:THR:HG21	1.88	0.55
56:DW:40:C:O5'	56:DY:36:A:H5'	2.06	0.55
1:AA:2102:G:OP1	25:A1:35:THR:HG21	2.06	0.55
30:A6:25:LYS:NZ	30:A6:51:GLU:OE2	2.35	0.55
1:AA:1159:U:H2'	1:AA:1160:G:C8	2.42	0.55
1:AA:2268:G:O2'	1:AA:2269:U:H5'	2.06	0.55
8:AH:56:SER:OG	8:AH:58:GLU:HG2	2.06	0.55
34:BA:1399:C:C2	34:BA:1502:A:N6	2.75	0.55
49:BP:19:ILE:HD13	49:BP:36:ILE:HG13	1.87	0.55
1:CA:859:G:N2	1:CA:917:A:OP2	2.37	0.55
17:CT:16:ARG:NH2	17:CT:83:ILE:O	2.38	0.55
19:CV:50:PRO:HG2	19:CV:51:VAL:HG12	1.88	0.55
34:DA:1326:C:H2'	34:DA:1327:C:C6	2.42	0.55
57:DZ:164:MET:HG3	57:DZ:257:PRO:HB3	1.88	0.55
1:AA:1221:G:N2	1:AA:1223:C:OP2	2.40	0.55
1:AA:2228:G:O2'	1:AA:2229:A:OP1	2.22	0.55
3:AC:52:PRO:HB2	3:AC:168:LYS:O	2.07	0.55
16:AS:34:HIS:HD1	16:AS:53:SER:HG	1.51	0.55
34:BA:1217:C:H2'	34:BA:1218:C:H6	1.71	0.55
34:BA:142:G:H2'	34:BA:143:A:C8	2.42	0.55
34:BA:159:G:HO2'	34:BA:161:A:H62	1.54	0.55
35:BB:185:ILE:HG23	35:BB:199:TYR:HB2	1.88	0.55
45:BL:92:ASP:O	45:BL:94:PRO:HD3	2.07	0.55
46:BM:4:ILE:HB	46:BM:57:ARG:HG3	1.87	0.55
50:BQ:62:SER:OG	50:BQ:72:ARG:HD2	2.06	0.55

Continued on next page...

Continued from previous page...

Atom-1	Atom-2	Interatomic distance (Å)	Clash overlap (Å)
57:BZ:358:MET:HE1	57:BZ:363:ARG:NH1	2.22	0.55
1:CA:2822:G:H2'	1:CA:2823:A:H5''	1.89	0.55
1:CA:866:A:C6	1:CA:914:C:C5	2.94	0.55
5:CE:84:PHE:CZ	5:CE:86:PRO:HB3	2.41	0.55
1:CA:2302:G:O2'	7:CG:126:ASP:O	2.19	0.55
37:DD:108:LEU:HD21	37:DD:183:GLY:HA3	1.89	0.55
57:DZ:517:LEU:HD13	57:DZ:564:LYS:HD2	1.89	0.55
1:AA:2624:C:OP2	29:A5:2:ALA:N	2.40	0.55
15:AR:94:TYR:O	15:AR:117:VAL:HB	2.07	0.55
23:AZ:5:LEU:HD11	23:AZ:39:VAL:HG11	1.89	0.55
34:BA:262:A:H2'	34:BA:263:A:C8	2.41	0.55
34:BA:390:C:H2'	34:BA:391:G:C8	2.42	0.55
35:BB:223:ILE:O	35:BB:225:ALA:N	2.34	0.55
49:BP:3:LYS:O	49:BP:21:VAL:HA	2.07	0.55
57:BZ:78:ARG:HH11	57:BZ:78:ARG:CB	2.19	0.55
1:CA:1927:A:H2'	1:CA:1928:A:C8	2.42	0.55
1:CA:2176:A:O2'	3:CC:45:HIS:ND1	2.40	0.55
1:CA:536:A:H2'	1:CA:537:C:C6	2.42	0.55
1:CA:78:A:H2'	1:CA:79:G:C8	2.42	0.55
1:CA:850:C:O3'	27:C3:49:LYS:HE2	2.06	0.55
8:CH:18:GLU:HB3	8:CH:25:LYS:HB2	1.89	0.55
34:DA:316:G:OP2	34:DA:351:G:O2'	2.24	0.55
34:DA:859:A:H2'	34:DA:860:A:O4'	2.06	0.55
37:DD:58:LEU:HD22	37:DD:62:GLN:HG2	1.89	0.55
42:DI:53:VAL:O	42:DI:55:ALA:N	2.39	0.55
42:DI:20:ARG:O	42:DI:60:ASP:HB2	2.07	0.55
42:DI:85:LEU:HB3	42:DI:92:TYR:HD2	1.72	0.55
29:A5:16:ARG:HD2	29:A5:20:ARG:NH1	2.21	0.54
1:AA:1218:G:O2'	1:AA:1219:A:O4'	2.25	0.54
1:AA:553:A:H2	1:AA:2065:C:H5'	1.72	0.54
3:AC:54:ARG:CZ	3:AC:56:ASP:HB3	2.37	0.54
1:AA:1834:A:H4'	4:AD:259:THR:HG23	1.89	0.54
21:AX:29:TRP:CZ3	21:AX:78:LYS:HG2	2.42	0.54
22:AY:92:ASN:N	22:AY:93:GLY:HA2	2.21	0.54
40:BG:152:ALA:O	40:BG:155:ARG:N	2.38	0.54
48:BO:24:SER:HB3	48:BO:27:VAL:HG23	1.90	0.54
34:BA:236:G:H5''	50:BQ:42:TYR:OH	2.07	0.54
57:BZ:257:PRO:HB2	57:BZ:259:PHE:CE1	2.42	0.54
57:BZ:34:TYR:OH	57:BZ:38:ARG:NH2	2.40	0.54
24:C0:38:VAL:HG12	24:C0:40:GLN:HG2	1.88	0.54
25:C1:21:ARG:CB	25:C1:21:ARG:HH11	2.20	0.54

Continued on next page...

Continued from previous page...

Atom-1	Atom-2	Interatomic distance (Å)	Clash overlap (Å)
5:CE:181:LEU:HD21	17:CT:6:LEU:HD12	1.89	0.54
8:CH:101:ARG:NH2	8:CH:121:ILE:O	2.40	0.54
14:CQ:41:TRP:HB3	14:CQ:94:VAL:HB	1.89	0.54
23:CZ:111:VAL:C	23:CZ:113:ALA:H	2.10	0.54
23:CZ:93:ASP:HA	23:CZ:130:PRO:HG2	1.88	0.54
34:DA:509:A:H8	34:DA:509:A:H3'	1.72	0.54
34:DA:922:G:H1'	38:DE:19:MET:HB3	1.88	0.54
41:DH:41:ARG:O	41:DH:43:GLY:N	2.40	0.54
34:DA:728:A:N7	48:DO:54:ARG:HD3	2.22	0.54
51:DR:45:SER:HB3	51:DR:47:THR:HG22	1.90	0.54
57:DZ:357:ARG:HH21	57:DZ:366:VAL:HG11	1.71	0.54
28:A4:18:CYS:HB3	28:A4:39:CYS:SG	2.47	0.54
7:AG:129:GLY:O	7:AG:161:THR:HG22	2.08	0.54
21:AX:31:HIS:HD2	21:AX:33:LYS:H	1.55	0.54
34:BA:448:A:OP2	34:BA:485:G:N1	2.35	0.54
38:BE:36:ASP:OD1	38:BE:38:GLN:N	2.31	0.54
53:BT:16:HIS:O	53:BT:19:SER:OG	2.25	0.54
1:CA:2456:C:N4	63:CA:4096:HOH:O	2.40	0.54
1:CA:2572:A:N7	5:CE:144:ARG:HD2	2.23	0.54
1:CA:988:A:N7	63:CA:3831:HOH:O	2.33	0.54
17:CT:108:ARG:NH2	34:DA:1465:C:OP2	2.40	0.54
34:DA:293:G:H1	34:DA:304:U:H3	1.55	0.54
34:DA:693:G:H2'	34:DA:694:A:H8	1.72	0.54
56:DW:47:U:O2'	56:DW:48:C:OP1	2.23	0.54
3:AC:194:ILE:HD11	3:AC:227:PRO:HB3	1.89	0.54
7:AG:28:VAL:O	7:AG:31:VAL:HG13	2.06	0.54
7:AG:97:ASP:O	7:AG:101:ILE:HG13	2.07	0.54
34:BA:1030(D):A:N7	34:BA:1031:G:N2	2.55	0.54
34:BA:622:A:OP2	34:BA:623:C:N4	2.40	0.54
39:BF:25:ILE:O	39:BF:29:ALA:N	2.39	0.54
40:BG:120:ILE:O	40:BG:124:LEU:HB2	2.07	0.54
44:BK:92:GLU:HB3	44:BK:96:ARG:NH2	2.22	0.54
44:BK:98:LEU:O	44:BK:101:SER:OG	2.11	0.54
25:C1:19:GLN:O	25:C1:35:THR:HG22	2.08	0.54
1:CA:2745:C:O2	8:CH:139:GLN:NE2	2.40	0.54
1:CA:500:G:N2	1:CA:502:A:H3'	2.21	0.54
1:CA:910:A:N3	1:CA:2264:C:O2'	2.38	0.54
3:CC:6:LYS:HA	3:CC:9:ARG:HH11	1.73	0.54
6:CF:126:VAL:HG21	6:CF:129:PHE:CE1	2.42	0.54
7:CG:15:VAL:HG13	7:CG:175:LEU:HB3	1.89	0.54
20:CW:60:ASN:N	20:CW:60:ASN:HD22	2.05	0.54

Continued on next page...

Continued from previous page...

Atom-1	Atom-2	Interatomic distance (Å)	Clash overlap (Å)
34:DA:503:C:H2'	34:DA:504:C:H6	1.72	0.54
35:DB:19:HIS:CG	35:DB:20:GLU:H	2.25	0.54
38:DE:68:GLU:OE1	63:DE:302:HOH:O	2.18	0.54
57:DZ:149:VAL:O	57:DZ:153:MET:HB2	2.07	0.54
57:DZ:524:GLU:HB3	57:DZ:564:LYS:HG3	1.90	0.54
57:DZ:603:GLU:HG2	57:DZ:679:VAL:HG12	1.88	0.54
1:AA:1003:U:OP2	14:AQ:14:ARG:HD3	2.08	0.54
1:AA:2200:C:O2'	3:AC:169:THR:HB	2.07	0.54
17:AT:65:LYS:HG3	17:AT:66:VAL:O	2.07	0.54
18:AU:61:TRP:CH2	18:AU:93:LYS:HB2	2.42	0.54
37:BD:201:GLN:NE2	38:BE:99:GLY:HA2	2.23	0.54
1:CA:363(A):A:H2'	1:CA:363(B):G:C8	2.42	0.54
6:CF:37:VAL:HG13	6:CF:184:TYR:HD1	1.71	0.54
13:CP:63:PRO:HD3	32:C8:27:THR:HG22	1.90	0.54
34:DA:428:G:C6	34:DA:430:A:C6	2.95	0.54
35:DB:47:THR:HG23	35:DB:202:PRO:HG2	1.88	0.54
37:DD:117:ALA:O	37:DD:121:VAL:HG23	2.07	0.54
38:DE:33:VAL:HG13	38:DE:112:LEU:HD12	1.90	0.54
41:DH:112:LEU:HD12	41:DH:114:THR:HG22	1.90	0.54
41:DH:51:VAL:HG21	41:DH:60:ARG:HB2	1.90	0.54
57:DZ:94:VAL:HG11	57:DZ:124:GLN:HE22	1.73	0.54
28:A4:56:VAL:HA	28:A4:60:GLN:HE21	1.72	0.54
1:AA:1466:U:O2'	1:AA:1467:G:OP1	2.23	0.54
1:AA:1485:A:H2'	1:AA:1486:G:O4'	2.06	0.54
2:AB:59:A:N6	63:AB:3130:HOH:O	2.27	0.54
13:AP:94:GLU:HG3	13:AP:124:LYS:HB3	1.89	0.54
17:AT:2:ASN:O	17:AT:6:LEU:HD23	2.07	0.54
1:AA:1387:U:O2	21:AX:80:ILE:HD12	2.06	0.54
34:BA:1217:C:H2'	34:BA:1218:C:C6	2.42	0.54
39:BF:14:LEU:HD13	39:BF:18:GLN:HB3	1.90	0.54
44:BK:59:TYR:HE2	44:BK:63:LEU:HD12	1.73	0.54
56:BW:44:G:O2'	56:BW:45:U:H5'	2.07	0.54
25:C1:71:TYR:C	25:C1:73:LEU:H	2.11	0.54
1:CA:1208:C:H2'	1:CA:1209:G:H5'	1.89	0.54
1:CA:1363:C:H2'	1:CA:1364:G:H8	1.73	0.54
3:CC:52:PRO:HB2	3:CC:168:LYS:O	2.07	0.54
6:CF:164:ARG:HD2	6:CF:175:THR:HG23	1.88	0.54
37:DD:100:ARG:NH1	37:DD:137:SER:HB3	2.21	0.54
42:DI:77:ILE:O	42:DI:81:ILE:HB	2.08	0.54
57:DZ:206:LEU:HD11	57:DZ:210:ARG:HH12	1.73	0.54
57:DZ:466:LEU:HG	57:DZ:472:VAL:HG21	1.90	0.54

Continued on next page...

Continued from previous page...

Atom-1	Atom-2	Interatomic distance (Å)	Clash overlap (Å)
21:AX:60:ARG:HH22	31:A7:47:ARG:HH12	1.55	0.54
1:AA:2357:G:H4'	1:AA:2358:A:O5'	2.08	0.54
1:AA:2509:A:H5''	63:AA:3910:HOH:O	2.08	0.54
1:AA:2699:U:H2'	1:AA:2700:U:O4'	2.08	0.54
1:AA:579:G:H2'	1:AA:580:U:C6	2.43	0.54
22:AY:11:ASP:OD1	22:AY:97:ARG:NH2	2.40	0.54
34:BA:555:C:H2'	34:BA:556:C:C6	2.42	0.54
44:BK:27:ASN:OD1	44:BK:28:THR:N	2.36	0.54
34:BA:582:U:OP1	48:BO:64:ARG:NH1	2.41	0.54
26:C2:8:LYS:O	26:C2:12:GLU:HB2	2.08	0.54
1:CA:130:C:H4'	1:CA:1349:A:H4'	1.90	0.54
1:CA:2396:G:OP1	25:C1:25:LYS:NZ	2.26	0.54
1:CA:870:A:C2	1:CA:908:C:C2	2.96	0.54
8:CH:113:VAL:HG11	8:CH:151:ILE:HD13	1.89	0.54
34:DA:1302:U:OP2	46:DM:21:TYR:OH	2.14	0.54
34:DA:1406:U:O2	34:DA:1517:G:N2	2.37	0.54
34:DA:176:C:H2'	34:DA:177:C:C6	2.43	0.54
34:DA:857:C:H2'	34:DA:858:G:O4'	2.08	0.54
34:DA:959:A:H3'	34:DA:960:U:H5''	1.90	0.54
35:DB:54:THR:HG21	35:DB:201:ILE:HD11	1.89	0.54
37:DD:15:GLU:OE2	37:DD:59:ARG:NH2	2.38	0.54
46:DM:65:LYS:NZ	46:DM:73:GLU:OE2	2.40	0.54
34:DA:1314:C:N4	52:DS:2:PRO:O	2.41	0.54
34:DA:396:G:P	57:DZ:349:LYS:NZ	2.81	0.54
57:DZ:517:LEU:O	57:DZ:519:ARG:N	2.41	0.54
1:AA:713:G:N2	32:A8:2:PRO:O	2.41	0.54
1:AA:1501:U:O2'	1:AA:1502:G:N7	2.34	0.54
1:AA:354:A:HO2'	1:AA:355:A:H8	1.52	0.54
1:AA:70:A:N7	21:AX:31:HIS:HE1	2.06	0.54
1:AA:844:C:H2'	1:AA:845:G:O4'	2.07	0.54
3:AC:52:PRO:HG2	3:AC:53:ARG:H	1.73	0.54
21:AX:84:ALA:HB3	21:AX:87:GLN:NE2	2.23	0.54
34:BA:1172:C:H2'	34:BA:1173:G:C8	2.42	0.54
34:BA:254:G:H21	50:BQ:16:GLN:NE2	2.05	0.54
37:BD:204:ILE:O	37:BD:208:SER:OG	2.24	0.54
39:BF:44:GLY:O	39:BF:60:PHE:N	2.41	0.54
44:BK:48:ILE:O	44:BK:50:TYR:N	2.38	0.54
57:BZ:396:ARG:HH21	57:BZ:396:ARG:HG3	1.72	0.54
1:CA:300:A:P	22:CY:86:ARG:HH21	2.30	0.54
1:CA:385:C:O2'	1:CA:388:G:N2	2.40	0.54
3:CC:30:VAL:HG23	3:CC:31:LYS:HG2	1.89	0.54

Continued on next page...

Continued from previous page...

Atom-1	Atom-2	Interatomic distance (Å)	Clash overlap (Å)
14:CQ:26:TYR:CD1	14:CQ:28:ALA:HB2	2.43	0.54
17:CT:19:LEU:HD13	17:CT:86:ILE:HD12	1.90	0.54
34:DA:1273:G:H3'	34:DA:1274:G:C8	2.43	0.54
39:DF:2:ARG:CZ	39:DF:69:GLU:HG2	2.38	0.54
40:DG:13:GLN:O	40:DG:24:THR:HG21	2.07	0.54
44:DK:24:SER:OG	44:DK:27:ASN:N	2.41	0.54
34:DA:1457:G:H5''	53:DT:35:THR:HG21	1.89	0.54
1:AA:1338:U:H2'	1:AA:1339:C:C6	2.42	0.54
1:AA:2143:G:C1'	3:AC:168:LYS:HD3	2.38	0.54
1:AA:2204:G:H2'	1:AA:2205:C:C6	2.42	0.54
2:AB:91:C:OP2	14:AQ:16:ARG:NH1	2.41	0.54
40:BG:8:GLU:H	40:BG:8:GLU:CD	2.11	0.54
56:BY:53:G:H1	56:BY:61:C:N4	2.06	0.54
57:BZ:247:ARG:O	57:BZ:251:ILE:HG13	2.07	0.54
1:CA:1053:C:C5'	1:CA:1053:C:C6	2.85	0.54
1:CA:1359:A:N1	1:CA:1372:U:C4	2.76	0.54
2:CB:55:U:O3'	7:CG:27:ASN:ND2	2.36	0.54
3:CC:194:ILE:HD11	3:CC:227:PRO:HB3	1.89	0.54
5:CE:119:ARG:HG3	5:CE:160:TYR:HB2	1.90	0.54
18:CU:106:PHE:HA	18:CU:109:LEU:HD12	1.90	0.54
34:DA:565:U:OP2	34:DA:566:G:O2'	2.19	0.54
35:DB:162:ILE:O	35:DB:185:ILE:HG12	2.07	0.54
40:DG:50:ILE:HG13	40:DG:58:PRO:HG3	1.88	0.54
1:AA:1767:A:O2'	1:AA:1768:U:H2'	2.08	0.54
1:AA:344:A:HO2'	1:AA:346:A:H8	1.55	0.54
16:AS:49:VAL:HG11	16:AS:77:ALA:HB2	1.90	0.54
34:BA:1326:C:OP1	54:BU:12:LYS:NZ	2.26	0.54
38:BE:77:PRO:HG2	38:BE:78:HIS:HD2	1.73	0.54
44:BK:46:GLY:HA2	44:BK:50:TYR:O	2.08	0.54
25:C1:62:VAL:HG22	25:C1:63:ALA:O	2.08	0.54
1:CA:1053:C:C2	1:CA:1054:A:H8	2.22	0.54
1:CA:1627:G:OP2	63:CA:4545:HOH:O	2.18	0.54
1:CA:2788:C:P	5:CE:61:ARG:HH21	2.30	0.54
1:CA:796:C:H2'	1:CA:797:C:H6	1.73	0.54
1:CA:2590:A:OP2	4:CD:238:GLY:HA2	2.08	0.54
7:CG:39:ILE:N	7:CG:92:VAL:O	2.37	0.54
8:CH:164:TYR:HB2	8:CH:167:GLU:HB2	1.89	0.54
8:CH:92:ILE:H	8:CH:92:ILE:HD12	1.73	0.54
41:DH:49:GLU:OE2	41:DH:62:TYR:OH	2.16	0.54
39:DF:97:PHE:HB2	51:DR:32:ARG:HH21	1.73	0.54
1:AA:1218:G:O2'	1:AA:1219:A:O5'	2.26	0.54

Continued on next page...

Continued from previous page...

Atom-1	Atom-2	Interatomic distance (Å)	Clash overlap (Å)
1:AA:1736:A:N6	1:AA:1745:A:H2	2.00	0.54
12:AO:111:PHE:O	12:AO:115:VAL:HG23	2.07	0.54
34:BA:482:A:H2'	34:BA:483:C:C6	2.43	0.54
34:BA:974:A:H8	34:BA:974:A:OP1	1.91	0.54
36:BC:178:LEU:O	36:BC:180:ALA:N	2.41	0.54
37:BD:155:LEU:HD23	37:BD:156:GLU:H	1.72	0.54
53:BT:29:LYS:O	53:BT:33:ILE:HG13	2.08	0.54
13:CP:59:LEU:HD23	32:C8:58:ILE:HD13	1.90	0.54
1:CA:657:U:O4	63:CA:4632:HOH:O	2.16	0.54
7:CG:114:ILE:HA	7:CG:136:ARG:HH22	1.73	0.54
8:CH:3:ARG:NH2	8:CH:5:GLY:H	2.06	0.54
34:DA:1212:U:H4'	34:DA:1213:A:H5'	1.89	0.54
34:DA:1435:G:H2'	34:DA:1436:U:C6	2.43	0.54
34:DA:433:C:H2'	34:DA:434:U:H6	1.73	0.54
37:DD:100:ARG:CG	37:DD:137:SER:HA	2.38	0.54
42:DI:17:VAL:HG21	42:DI:81:ILE:HG13	1.90	0.54
1:AA:2674:A:H5''	1:AA:2675:G:OP2	2.08	0.53
7:AG:43:LEU:HD12	7:AG:45:GLU:HG2	1.90	0.53
1:AA:2542:A:N7	8:AH:172:LYS:NZ	2.56	0.53
9:AK:73:GLY:O	9:AK:75:GLN:N	2.33	0.53
1:AA:515:G:N7	20:AW:49:LYS:NZ	2.56	0.53
34:BA:45:U:H2'	34:BA:46:G:C8	2.43	0.53
34:BA:805:C:C2'	34:BA:806:C:H5'	2.38	0.53
34:BA:870:U:H4'	34:BA:871:U:H5''	1.90	0.53
34:BA:1112:C:N4	36:BC:176:HIS:O	2.41	0.53
44:BK:29:ILE:HG12	44:BK:44:SER:CB	2.38	0.53
45:BL:84:LEU:HD23	45:BL:105:TYR:CE2	2.43	0.53
57:BZ:125:ALA:CB	57:BZ:132:ARG:NH1	2.71	0.53
1:CA:1204:A:H2	1:CA:1241:A:H62	1.55	0.53
1:CA:143(A):C:H2'	1:CA:144:C:C6	2.43	0.53
1:CA:2719:G:OP2	63:CA:4535:HOH:O	2.18	0.53
1:CA:30:G:H2'	1:CA:31:C:C6	2.43	0.53
3:CC:44:VAL:HG23	3:CC:176:VAL:HG21	1.89	0.53
3:CC:54:ARG:CZ	3:CC:56:ASP:HB3	2.37	0.53
4:CD:102:LYS:O	4:CD:103:ARG:HG2	2.08	0.53
5:CE:12:THR:HG22	5:CE:13:ARG:H	1.72	0.53
9:CK:69:PRO:O	9:CK:71:LEU:N	2.38	0.53
11:CN:12:ARG:HB3	11:CN:50:ASP:OD1	2.08	0.53
16:CS:92:TYR:HB3	16:CS:98:VAL:HG21	1.89	0.53
21:CX:29:TRP:CZ3	21:CX:78:LYS:HB2	2.43	0.53
35:DB:127:ILE:HG12	35:DB:128:GLU:H	1.74	0.53

Continued on next page...

Continued from previous page...

Atom-1	Atom-2	Interatomic distance (Å)	Clash overlap (Å)
48:DO:54:ARG:HG3	48:DO:58:MET:CE	2.39	0.53
57:DZ:219:VAL:O	57:DZ:221:ALA:N	2.38	0.53
1:AA:1660:A:C2	20:AW:93:ALA:HB2	2.43	0.53
1:AA:370:A:H5''	1:AA:371:A:OP2	2.09	0.53
3:AC:42:VAL:HG13	3:AC:43:GLU:H	1.73	0.53
34:BA:1207:G:H2'	34:BA:1208:C:C6	2.43	0.53
34:BA:13:U:OP1	63:BA:5220:HOH:O	2.18	0.53
35:BB:58:ILE:HB	35:BB:221:LEU:HD12	1.90	0.53
48:BO:78:TYR:OH	48:BO:88:ARG:NH2	2.41	0.53
57:BZ:572:TYR:OH	57:BZ:574:GLU:OE1	2.24	0.53
1:CA:1434:A:H61	1:CA:1558:A:N6	2.05	0.53
1:CA:2135:A:N1	1:CA:2156:G:O2'	2.37	0.53
1:CA:853:G:C2'	1:CA:854:G:H5'	2.38	0.53
8:CH:26:VAL:HG12	8:CH:79:VAL:HG21	1.89	0.53
38:DE:147:ASP:OD2	38:DE:147:ASP:N	2.38	0.53
57:DZ:181:LEU:HD12	57:DZ:216:LEU:HD21	1.91	0.53
1:AA:1071:G:C4	1:AA:1180:C:H1'	2.43	0.53
1:AA:2665:U:OP2	1:AA:2666:A:O2'	2.24	0.53
1:AA:552:C:C5	1:AA:2792:U:H2'	2.43	0.53
16:AS:93:LYS:HD3	16:AS:95:HIS:HB2	1.89	0.53
34:BA:76:C:N4	34:BA:78:G:H1	2.06	0.53
47:BN:23:ARG:NH1	47:BN:30:ALA:HB2	2.24	0.53
57:BZ:310:ALA:HB3	57:BZ:332:SER:HB3	1.89	0.53
57:BZ:428:LEU:HD13	57:BZ:440:VAL:HG21	1.90	0.53
1:CA:819:A:C4	1:CA:1189:A:C2	2.96	0.53
1:CA:2243:U:H2'	1:CA:2244:U:C6	2.43	0.53
1:CA:289:A:H2'	1:CA:290:G:O4'	2.08	0.53
1:CA:862:G:H2'	1:CA:863:A:O4'	2.08	0.53
6:CF:34:TRP:CZ2	13:CP:8:PRO:HG3	2.44	0.53
34:DA:410:G:H21	34:DA:432:A:H62	1.56	0.53
50:DQ:64:PRO:HB3	50:DQ:70:ARG:NH1	2.24	0.53
57:DZ:13:ARG:NH1	57:DZ:282:SER:HB3	2.19	0.53
29:A5:49:CYS:SG	29:A5:51:TYR:HB2	2.49	0.53
32:A8:61:LEU:C	32:A8:63:PRO:HD3	2.29	0.53
1:AA:1480:A:H61	1:AA:1605:A:H62	1.56	0.53
1:AA:1940:A:O2'	1:AA:1942:C:N4	2.41	0.53
1:AA:296:U:H2'	1:AA:297:C:O4'	2.09	0.53
1:AA:310:C:O2'	1:AA:311:C:H5'	2.08	0.53
4:AD:136:ILE:O	4:AD:168:ARG:NH2	2.42	0.53
1:AA:2457:G:OP1	6:AF:74:ARG:NH2	2.40	0.53
34:BA:374:A:C6	34:BA:375:U:C4	2.97	0.53

Continued on next page...

Continued from previous page...

Atom-1	Atom-2	Interatomic distance (Å)	Clash overlap (Å)
34:BA:430:A:OP2	37:BD:8:VAL:HG12	2.08	0.53
34:BA:450:G:OP2	34:BA:451:A:O2'	2.27	0.53
34:BA:631:G:H2'	34:BA:632:A:H8	1.73	0.53
48:BO:63:ARG:O	48:BO:67:LEU:HG	2.09	0.53
1:CA:1237:A:OP1	63:CA:4441:HOH:O	2.19	0.53
1:CA:800:A:OP1	1:CA:800:A:H8	1.92	0.53
8:CH:56:SER:HB3	8:CH:61:HIS:ND1	2.23	0.53
1:CA:1250:G:OP2	13:CP:21:ARG:NH1	2.41	0.53
16:CS:77:ALA:HA	16:CS:80:LEU:HD13	1.91	0.53
23:CZ:100:VAL:N	23:CZ:124:ILE:O	2.40	0.53
34:DA:222:U:H2'	34:DA:223:U:C6	2.43	0.53
34:DA:586:C:O2'	34:DA:878:G:H4'	2.08	0.53
38:DE:77:PRO:HD2	38:DE:142:LEU:HD22	1.91	0.53
38:DE:9:LYS:HB2	38:DE:112:LEU:HD11	1.91	0.53
21:AX:13:LEU:HD11	26:A2:41:ILE:HG22	1.90	0.53
1:AA:482:C:H4'	63:AA:5248:HOH:O	2.09	0.53
3:AC:171:ALA:HB1	3:AC:173:HIS:CE1	2.44	0.53
5:AE:92:THR:O	5:AE:95:ILE:HG23	2.08	0.53
8:AH:3:ARG:HH12	8:AH:54:ARG:HH12	1.55	0.53
13:AP:27:HIS:HB2	63:AP:315:HOH:O	2.09	0.53
34:BA:1246:C:H42	34:BA:1291:G:H1	1.57	0.53
35:BB:166:ASP:OD1	35:BB:167:PRO:HD2	2.07	0.53
34:BA:667:G:O2'	48:BO:49:ASP:OD1	2.23	0.53
57:BZ:69:VAL:HG12	57:BZ:327:PHE:CD1	2.41	0.53
32:C8:28:GLY:O	32:C8:36:LYS:NZ	2.40	0.53
1:CA:2166:G:H3'	1:CA:2167:U:C5'	2.39	0.53
1:CA:2685:G:H5'	12:CO:68:GLU:OE1	2.08	0.53
1:CA:723:G:H2'	1:CA:724:U:O4'	2.08	0.53
1:CA:786:C:O2'	1:CA:787:U:H5'	2.08	0.53
1:CA:950:G:H2'	1:CA:951:C:C6	2.43	0.53
7:CG:115:ARG:H	7:CG:115:ARG:HH11	1.57	0.53
13:CP:94:GLU:HG3	13:CP:124:LYS:HD3	1.91	0.53
34:DA:179:A:H2'	34:DA:180:U:C6	2.42	0.53
34:DA:223:U:H2'	34:DA:224:C:H6	1.74	0.53
34:DA:409:G:H1	34:DA:433:C:H42	1.55	0.53
34:DA:977:A:H1'	34:DA:981:U:H3	1.72	0.53
35:DB:12:GLU:HA	35:DB:213:LEU:HD11	1.91	0.53
40:DG:126:ASP:O	40:DG:130:GLY:N	2.42	0.53
50:DQ:53:LEU:HG	50:DQ:85:VAL:HG21	1.90	0.53
1:AA:1451:U:H2'	1:AA:1452:U:C6	2.42	0.53
1:AA:2769:U:H1'	1:AA:2770:A:H5''	1.91	0.53

Continued on next page...

Continued from previous page...

Atom-1	Atom-2	Interatomic distance (Å)	Clash overlap (Å)
1:AA:561:A:H2'	1:AA:562:C:C6	2.44	0.53
4:AD:101:GLU:OE1	4:AD:103:ARG:HD3	2.08	0.53
18:AU:28:ARG:NH1	18:AU:38:THR:OG1	2.33	0.53
37:BD:159:ARG:HA	37:BD:162:LEU:HD12	1.90	0.53
39:BF:10:LEU:HD21	39:BF:61:LEU:HD22	1.89	0.53
25:C1:21:ARG:HB3	25:C1:21:ARG:HH11	1.73	0.53
21:CX:46:ALA:HB1	26:C2:33:MET:HE1	1.89	0.53
1:CA:2176:A:O2'	3:CC:45:HIS:CD2	2.61	0.53
1:CA:2895:U:H2'	1:CA:2896:C:O4'	2.09	0.53
2:CB:12:C:H6	2:CB:12:C:O5'	1.91	0.53
4:CD:134:ARG:HD2	4:CD:135:PHE:CE2	2.44	0.53
10:CL:86:LYS:HD2	10:CL:86:LYS:H	1.74	0.53
22:CY:49:VAL:HG21	22:CY:61:ILE:HG23	1.90	0.53
34:DA:1402:C:H2'	34:DA:1403:C:O4'	2.09	0.53
34:DA:404:U:C2	34:DA:405:U:C5	2.97	0.53
37:DD:150:GLU:O	37:DD:153:ARG:HG2	2.08	0.53
38:DE:16:THR:OG1	38:DE:17:ALA:N	2.41	0.53
41:DH:86:ILE:HG21	41:DH:133:LEU:HD22	1.90	0.53
50:DQ:45:HIS:CD2	50:DQ:47:PRO:HD3	2.43	0.53
34:DA:1317:C:O2	52:DS:37:ARG:NH1	2.42	0.53
57:DZ:309:LEU:HA	57:DZ:333:GLY:HA3	1.91	0.53
1:AA:2331:G:H22	16:AS:3:ARG:CG	2.22	0.53
1:AA:308:U:H2'	1:AA:309:C:C6	2.44	0.53
12:AO:19:ILE:HG22	12:AO:43:VAL:HA	1.91	0.53
14:AQ:138:ASP:OD2	23:AZ:81:ARG:NH1	2.42	0.53
34:BA:631:G:H2'	34:BA:632:A:C8	2.44	0.53
37:BD:121:VAL:O	37:BD:134:ASP:HA	2.08	0.53
48:BO:43:LEU:HD12	48:BO:56:LEU:HD22	1.90	0.53
1:CA:620:G:N3	1:CA:620:G:H5'	2.23	0.53
1:CA:2132:U:O2	3:CC:9:ARG:NH1	2.42	0.53
6:CF:25:PRO:HD2	6:CF:115:ALA:HB2	1.91	0.53
1:CA:84:A:H5''	22:CY:8:LYS:HE3	1.90	0.53
34:DA:1076:C:C2	34:DA:1082:G:N2	2.77	0.53
34:DA:1126:U:H4'	34:DA:1281:U:H1'	1.90	0.53
34:DA:1187:G:H2'	34:DA:1188:A:H8	1.71	0.53
34:DA:979:C:H2'	34:DA:980:C:H5'	1.89	0.53
41:DH:33:GLU:O	41:DH:36:LEU:N	2.41	0.53
24:A0:32:ARG:H	24:A0:35:ASN:ND2	2.06	0.53
1:AA:2154:U:O2	3:AC:6:LYS:CB	2.45	0.53
3:AC:30:VAL:HG23	3:AC:31:LYS:HG2	1.89	0.53
3:AC:64:SER:HA	3:AC:161:ARG:H	1.74	0.53

Continued on next page...

Continued from previous page...

Atom-1	Atom-2	Interatomic distance (Å)	Clash overlap (Å)
20:AW:14:PRO:HG2	20:AW:78:GLU:CG	2.37	0.53
34:BA:1081:G:H2'	34:BA:1082:G:H8	1.74	0.53
34:BA:1510:U:H2'	34:BA:1511:G:C8	2.44	0.53
35:BB:69:LEU:HD13	35:BB:91:PRO:HB2	1.91	0.53
1:CA:649:G:H2'	1:CA:650:C:C6	2.43	0.53
3:CC:52:PRO:HG2	3:CC:53:ARG:H	1.73	0.53
6:CF:32:LEU:HD23	6:CF:112:MET:HE1	1.90	0.53
8:CH:52:VAL:HG21	8:CH:69:ARG:HB2	1.90	0.53
9:CK:39:ALA:O	9:CK:43:ALA:N	2.42	0.53
15:CR:26:LYS:HE2	15:CR:70:LEU:O	2.08	0.53
19:CV:35:LEU:HD12	19:CV:35:LEU:H	1.71	0.53
34:DA:1478:C:H2'	34:DA:1479:C:H6	1.73	0.53
37:DD:129:ASN:ND2	37:DD:145:GLU:H	2.07	0.53
39:DF:39:LYS:O	39:DF:62:TRP:HZ3	1.92	0.53
39:DF:5:GLU:HG2	39:DF:62:TRP:CZ2	2.43	0.53
57:DZ:278:ASP:HB3	57:DZ:279:TYR:CD1	2.44	0.53
57:DZ:637:ARG:HG3	57:DZ:642:VAL:HB	1.89	0.53
1:AA:1410:G:P	25:A1:3:LYS:HG3	2.49	0.53
1:AA:45:C:OP2	1:AA:204:G:H5'	2.08	0.53
1:AA:650:G:N7	13:AP:107:LYS:NZ	2.57	0.53
3:AC:44:VAL:HG23	3:AC:176:VAL:HG21	1.89	0.53
3:AC:6:LYS:HA	3:AC:9:ARG:HH11	1.72	0.53
6:AF:132:VAL:HG22	6:AF:163:VAL:HG22	1.91	0.53
17:AT:41:ARG:NH1	34:BA:346:G:OP1	2.19	0.53
35:BB:78:GLN:O	35:BB:94:ASN:ND2	2.41	0.53
37:BD:93:PHE:O	37:BD:97:LEU:HD23	2.09	0.53
1:CA:1183:G:O2'	27:C3:29:ARG:NH1	2.41	0.53
1:CA:1297:C:H2'	1:CA:1298:C:H6	1.74	0.53
1:CA:2110:G:H1	1:CA:2179:C:N4	2.02	0.53
1:CA:530:G:C5	1:CA:2022:U:H5''	2.43	0.53
1:CA:910:A:C5	14:CQ:13:GLN:HG3	2.43	0.53
2:CB:105:A:OP1	23:CZ:72:ARG:NH2	2.42	0.53
6:CF:107:LYS:HG3	6:CF:206:ILE:HA	1.91	0.53
6:CF:117:ARG:NH2	6:CF:187:VAL:O	2.42	0.53
34:DA:406:G:H4'	37:DD:5:ILE:HD11	1.90	0.53
34:DA:409:G:H1	34:DA:433:C:N4	2.07	0.53
35:DB:101:MET:HA	35:DB:108:ILE:HG13	1.91	0.53
35:DB:222:ILE:HG13	35:DB:223:ILE:N	2.24	0.53
37:DD:78:LEU:HB3	37:DD:93:PHE:HE1	1.74	0.53
38:DE:84:PHE:HB2	38:DE:134:ALA:HB2	1.90	0.53
41:DH:20:TYR:HD2	41:DH:65:TYR:CD2	2.27	0.53

Continued on next page...

Continued from previous page...

Atom-1	Atom-2	Interatomic distance (Å)	Clash overlap (Å)
41:DH:4:ASP:OD2	41:DH:85:ARG:NH1	2.42	0.53
34:DA:707:C:H4'	44:DK:20:TYR:CD2	2.43	0.53
34:DA:882:C:OP2	45:DL:13:LYS:NZ	2.41	0.53
52:DS:63:THR:OG1	52:DS:64:GLU:N	2.39	0.53
57:DZ:105:ILE:HG22	57:DZ:133:ILE:CG1	2.39	0.53
57:DZ:165:GLN:NE2	57:DZ:260:LEU:H	2.02	0.53
1:AA:1404:G:O2'	1:AA:1405:A:H5''	2.09	0.53
1:AA:1431:G:O2'	1:AA:1442:U:O2	2.23	0.53
1:AA:1501:U:OP1	15:AR:77:ARG:NH1	2.38	0.53
1:AA:2583:C:H5''	1:AA:2584:A:H5''	1.92	0.53
3:AC:65:LEU:HD22	3:AC:189:ASN:HB3	1.91	0.53
34:BA:1298:C:H4'	34:BA:1299:A:C4	2.44	0.53
34:BA:502:G:H2'	34:BA:503:C:O4'	2.09	0.53
37:BD:61:LYS:HA	37:BD:203:VAL:HG23	1.90	0.53
38:BE:11:ILE:HD11	38:BE:108:ALA:HB3	1.90	0.53
34:BA:127:G:HO2'	50:BQ:2:PRO:N	2.07	0.53
1:CA:328:U:H4'	22:CY:68:HIS:CE1	2.44	0.53
7:CG:96:ARG:O	7:CG:99:MET:HG2	2.08	0.53
17:CT:9:LEU:O	17:CT:12:SER:OG	2.25	0.53
22:CY:97:ARG:HB2	22:CY:106:LEU:HB2	1.91	0.53
23:CZ:6:LYS:HD2	23:CZ:43:GLU:OE2	2.08	0.53
34:DA:109:A:C6	34:DA:326:G:C6	2.97	0.53
36:DC:25:GLY:O	36:DC:29:TYR:HB2	2.09	0.53
27:A3:39:ASP:OD2	27:A3:44:ARG:NH1	2.43	0.52
30:A6:30:THR:N	30:A6:31:PRO:HD3	2.24	0.52
1:AA:1553:A:O2'	1:AA:1554:A:O5'	2.24	0.52
1:AA:1712:A:H2'	1:AA:1713:G:O4'	2.09	0.52
1:AA:1817:A:H8	63:AA:5180:HOH:O	1.91	0.52
1:AA:200:A:O2'	1:AA:201:G:H5'	2.09	0.52
5:AE:49:LEU:HD22	5:AE:81:ILE:HG13	1.90	0.52
1:AA:469:A:N7	6:AF:45:ARG:HG2	2.24	0.52
7:AG:170:ARG:HH21	7:AG:180:PHE:CB	2.21	0.52
34:BA:692:U:H2'	34:BA:694:A:OP2	2.09	0.52
35:BB:189:ASP:N	35:BB:189:ASP:OD1	2.42	0.52
41:BH:51:VAL:HG12	41:BH:52:ASP:H	1.74	0.52
30:C6:6:ARG:NH1	30:C6:26:ASN:HB2	2.24	0.52
1:CA:1418:G:H8	1:CA:1418:G:O5'	1.92	0.52
1:CA:1693:U:O2'	4:CD:14:ARG:NH2	2.42	0.52
1:CA:699:A:H2'	1:CA:700:G:O4'	2.08	0.52
3:CC:64:SER:HA	3:CC:161:ARG:H	1.74	0.52
3:CC:171:ALA:HB1	3:CC:173:HIS:CE1	2.43	0.52

Continued on next page...

Continued from previous page...

Atom-1	Atom-2	Interatomic distance (Å)	Clash overlap (Å)
3:CC:51:ASP:OD2	3:CC:54:ARG:HB2	2.09	0.52
34:DA:1256:A:H61	34:DA:1278:U:H1'	1.74	0.52
34:DA:503:C:H2'	34:DA:504:C:C6	2.45	0.52
34:DA:724:G:C2	34:DA:725:G:C8	2.97	0.52
34:DA:913:A:H4'	34:DA:914:A:O5'	2.09	0.52
44:DK:52:GLY:O	44:DK:55:LYS:HE2	2.08	0.52
56:DW:51:U:H3	56:DW:63:G:H1	1.57	0.52
57:DZ:15:ILE:HA	57:DZ:103:GLY:O	2.09	0.52
25:A1:7:ILE:HG12	25:A1:62:VAL:HG21	1.91	0.52
28:A4:44:THR:O	28:A4:46:GLN:N	2.42	0.52
1:AA:116:A:H3'	1:AA:117:A:C5'	2.39	0.52
1:AA:1261:G:P	18:AU:12:ARG:HH21	2.31	0.52
34:BA:1101:A:H4'	34:BA:1102:A:O5'	2.09	0.52
35:BB:178:ARG:NH1	35:BB:196:LEU:O	2.39	0.52
42:BI:128:ARG:HD2	56:BW:32:PSU:OP2	2.09	0.52
49:BP:20:VAL:HG21	49:BP:32:TYR:CG	2.45	0.52
1:CA:1422:G:H1'	1:CA:1496:A:N1	2.24	0.52
4:CD:244:ARG:HB2	4:CD:245:PRO:HD2	1.91	0.52
4:CD:68:LYS:O	4:CD:70:TRP:N	2.38	0.52
5:CE:9:VAL:HG13	5:CE:25:VAL:O	2.09	0.52
21:CX:36:LYS:O	21:CX:39:ILE:N	2.41	0.52
34:DA:405:U:O4	37:DD:2:GLY:N	2.43	0.52
38:DE:70:PRO:O	38:DE:72:GLN:NE2	2.42	0.52
47:DN:23:ARG:HD3	47:DN:30:ALA:HB2	1.91	0.52
57:DZ:244:ALA:HA	57:DZ:247:ARG:HB3	1.90	0.52
1:AA:1296:G:OP2	13:AP:21:ARG:NH1	2.42	0.52
1:AA:1410:G:OP2	25:A1:3:LYS:HG3	2.09	0.52
1:AA:1411:A:O5'	25:A1:41:ARG:NH2	2.36	0.52
1:AA:1778:G:H2'	1:AA:1779:G:H5''	1.90	0.52
34:BA:1356:G:H2'	34:BA:1357:A:C8	2.45	0.52
37:BD:119:GLN:HG3	37:BD:123:HIS:CD2	2.44	0.52
42:BI:9:ARG:HB3	42:BI:104:ARG:NH1	2.23	0.52
49:BP:39:TYR:CE2	49:BP:41:PRO:HB3	2.44	0.52
1:CA:272(H):C:OP2	1:CA:272(H):C:H6	1.93	0.52
1:CA:990:A:OP2	63:CA:4149:HOH:O	2.19	0.52
2:CB:84:C:OP1	27:C3:15:TYR:OH	2.21	0.52
11:CN:67:LEU:HD13	11:CN:87:LEU:HD13	1.91	0.52
15:CR:44:LEU:HD22	15:CR:48:VAL:HG23	1.91	0.52
18:CU:65:ILE:HD11	18:CU:95:LEU:HB3	1.92	0.52
34:DA:382:A:H2'	34:DA:383:A:H8	1.73	0.52
34:DA:429:U:H3'	37:DD:9:CYS:SG	2.49	0.52

Continued on next page...

Continued from previous page...

Atom-1	Atom-2	Interatomic distance (Å)	Clash overlap (Å)
34:DA:826:C:H2'	34:DA:827:U:H6	1.74	0.52
50:DQ:94:ASN:O	50:DQ:97:SER:OG	2.26	0.52
57:DZ:142:THR:HA	57:DZ:171:GLU:HG2	1.90	0.52
57:DZ:613:PRO:HD2	57:DZ:616:TYR:HD1	1.74	0.52
3:AC:51:ASP:OD2	3:AC:54:ARG:HB2	2.09	0.52
4:AD:124:PRO:HG2	4:AD:129:ASN:ND2	2.23	0.52
8:AH:29:PRO:HD2	8:AH:79:VAL:O	2.10	0.52
23:AZ:51:ALA:HA	23:AZ:55:HIS:HD2	1.74	0.52
34:BA:382:A:H2'	34:BA:383:A:H8	1.74	0.52
34:BA:647:C:H2'	34:BA:648:A:H8	1.73	0.52
36:BC:112:SER:HB3	36:BC:115:LEU:HD22	1.91	0.52
50:BQ:9:VAL:O	50:BQ:21:VAL:HA	2.09	0.52
28:C4:45:GLY:O	28:C4:47:GLN:N	2.40	0.52
28:C4:59:PHE:HA	28:C4:61:ARG:N	2.24	0.52
1:CA:2682:U:O2'	17:CT:58:ASN:ND2	2.43	0.52
1:CA:83:G:HO2'	1:CA:102:G:N2	2.07	0.52
1:CA:954:G:H5''	14:CQ:13:GLN:HB3	1.91	0.52
11:CN:42:TRP:CZ3	11:CN:44:PRO:HG3	2.44	0.52
34:DA:974:A:OP2	47:DN:41:ARG:NH1	2.43	0.52
35:DB:42:ILE:HG21	35:DB:202:PRO:O	2.09	0.52
37:DD:10:ARG:HB2	37:DD:40:PRO:HG3	1.91	0.52
57:DZ:114:VAL:O	57:DZ:118:SER:OG	2.22	0.52
57:DZ:1:LEU:O	57:DZ:4:ILE:N	2.42	0.52
28:A4:58:ARG:HD2	46:BM:80:ARG:NH2	2.24	0.52
30:A6:44:ARG:HH11	30:A6:44:ARG:HB3	1.75	0.52
1:AA:1466:U:HO2'	1:AA:1467:G:P	2.32	0.52
1:AA:152:G:H2'	1:AA:153:C:C6	2.45	0.52
1:AA:1627:A:H8	1:AA:1627:A:OP2	1.93	0.52
1:AA:1929:G:H2'	1:AA:1930:C:C6	2.45	0.52
1:AA:794:U:O2	1:AA:2036:A:H1'	2.08	0.52
1:AA:2154:U:C2	3:AC:6:LYS:CB	2.92	0.52
1:AA:847:A:H8	1:AA:847:A:OP1	1.91	0.52
4:AD:261:LYS:HG2	4:AD:264:LYS:HB2	1.91	0.52
10:AL:117:THR:OG1	10:AL:118:THR:N	2.41	0.52
34:BA:171:A:H2'	34:BA:172:A:C8	2.45	0.52
34:BA:216:G:H2'	34:BA:217:C:C6	2.44	0.52
34:BA:436:C:H2'	34:BA:437:U:C6	2.45	0.52
37:BD:15:GLU:HG3	37:BD:63:LYS:NZ	2.25	0.52
37:BD:31:CYS:SG	37:BD:33:MET:N	2.83	0.52
42:BI:23:ASN:HD22	42:BI:25:LYS:HG2	1.73	0.52
44:BK:79:SER:HB2	44:BK:106:LYS:HD2	1.90	0.52

Continued on next page...

Continued from previous page...

Atom-1	Atom-2	Interatomic distance (Å)	Clash overlap (Å)
53:BT:75:ASN:O	53:BT:78:ALA:HB3	2.09	0.52
57:BZ:186:TYR:CE2	57:BZ:271:LEU:HD21	2.45	0.52
1:CA:2116:G:N2	1:CA:2162:G:OP2	2.43	0.52
3:CC:29:LEU:O	3:CC:30:VAL:C	2.48	0.52
5:CE:33:VAL:HG21	5:CE:36:ARG:HH21	1.75	0.52
9:CK:40:LEU:HA	9:CK:43:ALA:HB3	1.92	0.52
34:DA:1340:A:OP1	56:DY:35:A:OP1	2.28	0.52
37:DD:25:ARG:HA	37:DD:28:SER:HB3	1.91	0.52
45:DL:71:PRO:O	45:DL:102:ARG:HD2	2.09	0.52
46:DM:22:ILE:HG21	46:DM:66:LEU:HD22	1.90	0.52
57:DZ:165:GLN:HE21	57:DZ:260:LEU:N	2.04	0.52
1:AA:2299:A:C4	1:AA:2301:G:C8	2.98	0.52
1:AA:663:G:H2'	1:AA:664:U:C6	2.44	0.52
3:AC:29:LEU:O	3:AC:30:VAL:C	2.48	0.52
12:AO:80:ASP:OD2	17:AT:64:ARG:NH2	2.43	0.52
34:BA:411:A:C8	34:BA:413:G:C8	2.97	0.52
35:BB:115:LEU:HB2	35:BB:145:LEU:HD12	1.92	0.52
46:BM:84:ILE:HG13	46:BM:86:CYS:N	2.23	0.52
57:BZ:546:ILE:HD13	57:BZ:565:VAL:HG11	1.92	0.52
21:CX:5:TYR:CE2	26:C2:30:ARG:HB3	2.44	0.52
1:CA:2177:C:O3'	3:CC:47:LYS:HB2	2.10	0.52
1:CA:1842:G:O2'	4:CD:253:GLN:NE2	2.43	0.52
11:CN:112:LEU:O	11:CN:116:LEU:HG	2.09	0.52
19:CV:6:LYS:HG2	19:CV:11:GLN:HG2	1.91	0.52
23:CZ:151:HIS:HA	23:CZ:170:THR:HA	1.91	0.52
34:DA:271:C:H2'	34:DA:272:C:H6	1.74	0.52
34:DA:418:C:H2'	34:DA:419:C:H6	1.75	0.52
34:DA:433:C:H2'	34:DA:434:U:C6	2.45	0.52
38:DE:57:LYS:O	38:DE:61:TYR:HD2	1.93	0.52
46:DM:13:LYS:HA	46:DM:44:ARG:HH21	1.74	0.52
56:DW:40:C:H4'	56:DY:36:A:OP1	2.09	0.52
1:AA:133:G:N7	63:AA:4703:HOH:O	2.34	0.52
3:AC:48:LEU:CB	3:AC:50:ILE:HD12	2.38	0.52
23:AZ:134:PRO:C	23:AZ:136:PHE:H	2.13	0.52
34:BA:1239:A:H62	34:BA:1299:A:H61	1.58	0.52
34:BA:189(C):C:H2'	34:BA:189(D):C:O4'	2.10	0.52
34:BA:226:G:N2	34:BA:227:G:H1'	2.25	0.52
34:BA:714:G:H2'	34:BA:715:A:C8	2.45	0.52
36:BC:138:VAL:HG13	36:BC:149:ALA:HB3	1.90	0.52
43:BJ:44:VAL:HG13	43:BJ:66:ARG:HG2	1.90	0.52
47:BN:21:TYR:OH	47:BN:23:ARG:NH2	2.43	0.52

Continued on next page...

Continued from previous page...

Atom-1	Atom-2	Interatomic distance (Å)	Clash overlap (Å)
53:BT:26:ASN:HD22	53:BT:71:THR:HG1	1.58	0.52
54:BU:14:TRP:HE3	54:BU:15:ARG:HD2	1.74	0.52
58:BX:6:2R1:H48	58:BX:8:2R3:OB	2.09	0.52
57:BZ:517:LEU:HD13	57:BZ:564:LYS:HB2	1.92	0.52
1:CA:2124:G:H4'	3:CC:175:PRO:HG3	1.91	0.52
8:CH:149:ARG:HD2	8:CH:164:TYR:CE2	2.45	0.52
34:DA:562:C:H4'	34:DA:563:A:O5'	2.09	0.52
35:DB:91:PRO:HG3	35:DB:155:LEU:HG	1.91	0.52
38:DE:143:ARG:NH1	41:DH:77:GLU:OE2	2.41	0.52
46:DM:5:ALA:HB1	46:DM:66:LEU:HD13	1.91	0.52
28:A4:57:GLU:CB	28:A4:58:ARG:HG2	2.40	0.52
1:AA:1314:A:H2'	1:AA:1315:A:O4'	2.10	0.52
7:AG:114:ILE:HG12	7:AG:140:ILE:HG12	1.92	0.52
8:AH:2:SER:O	8:AH:3:ARG:HD2	2.08	0.52
17:AT:92:GLY:O	17:AT:120:ARG:NH2	2.42	0.52
34:BA:919:A:O2'	34:BA:920:U:H5'	2.10	0.52
35:BB:161:ALA:HA	35:BB:183:PRO:HD2	1.91	0.52
34:BA:537:G:H5''	45:BL:113:ARG:NH1	2.24	0.52
49:BP:67:THR:HG22	49:BP:69:THR:N	2.24	0.52
52:BS:15:LEU:O	52:BS:19:VAL:HG23	2.10	0.52
57:BZ:483:TYR:O	57:BZ:484:ARG:NE	2.37	0.52
1:CA:1695:G:H3'	1:CA:1695:G:N3	2.24	0.52
1:CA:363(A):A:H2'	1:CA:363(B):G:H8	1.73	0.52
1:CA:564:C:O2'	1:CA:565:C:H5'	2.09	0.52
3:CC:65:LEU:HD22	3:CC:189:ASN:HB3	1.91	0.52
16:CS:85:VAL:HG22	16:CS:86:ALA:H	1.75	0.52
34:DA:231:G:H5''	34:DA:231:G:H8	1.75	0.52
34:DA:577:G:C8	34:DA:816:A:C6	2.98	0.52
34:DA:5:U:H5''	34:DA:6:G:C5	2.45	0.52
34:DA:756:C:H2'	34:DA:757:U:O4'	2.09	0.52
36:DC:100:ALA:O	36:DC:102:ASN:N	2.43	0.52
42:DI:23:ASN:H	42:DI:23:ASN:HD22	1.57	0.52
57:DZ:-66:MET:O	57:DZ:-65:LYS:HB2	2.08	0.52
13:AP:68:GLN:HG3	32:A8:12:LYS:HD3	1.92	0.52
32:A8:39:LYS:O	32:A8:43:GLN:HG3	2.10	0.52
10:AL:100:THR:HG22	10:AL:139:VAL:HB	1.91	0.52
1:AA:1296:G:N7	13:AP:18:ARG:NH2	2.58	0.52
17:AT:118:ARG:HG3	17:AT:118:ARG:NH1	2.25	0.52
40:BG:22:LEU:HD22	40:BG:63:LYS:HE3	1.92	0.52
53:BT:53:LEU:O	53:BT:57:ARG:HG3	2.10	0.52
55:BV:17:U:C2	56:BW:36:A:C2	2.98	0.52

Continued on next page...

Continued from previous page...

Atom-1	Atom-2	Interatomic distance (Å)	Clash overlap (Å)
1:CA:2793:G:N2	1:CA:2803:C:O2	2.39	0.52
1:CA:301:G:OP2	22:CY:84:ARG:NH2	2.43	0.52
1:CA:443:A:H5''	1:CA:444:C:OP1	2.10	0.52
4:CD:181:GLU:OE1	4:CD:270:ILE:HD12	2.10	0.52
7:CG:114:ILE:HB	7:CG:117:PHE:HD2	1.75	0.52
15:CR:57:ARG:HB3	15:CR:59:ASP:OD1	2.09	0.52
1:CA:993:G:N2	19:CV:23:GLU:OE2	2.43	0.52
34:DA:1095:U:H2'	34:DA:1096:C:O4'	2.09	0.52
34:DA:1510:U:H2'	34:DA:1511:G:C8	2.45	0.52
34:DA:297:G:N2	34:DA:300:A:OP2	2.41	0.52
34:DA:452:A:O2'	34:DA:453:A:OP2	2.23	0.52
34:DA:669:U:H2'	34:DA:670:G:C8	2.45	0.52
35:DB:16:HIS:CG	35:DB:17:PHE:H	2.28	0.52
51:DR:74:ARG:HB3	51:DR:81:PHE:CE1	2.45	0.52
57:DZ:264:LEU:HD12	62:DZ:703:GDP:C2	2.44	0.52
57:DZ:247:ARG:NH2	57:DZ:285:ASP:OD1	2.43	0.52
57:DZ:524:GLU:HG2	57:DZ:564:LYS:HE3	1.91	0.52
28:A4:40:HIS:CE1	28:A4:42:PHE:HB3	2.45	0.52
1:AA:1101:G:N2	1:AA:1150:C:O2	2.43	0.52
1:AA:233:A:C2	1:AA:244:A:C4	2.98	0.52
1:AA:2697:G:OP2	17:AT:51:ARG:NH2	2.39	0.52
1:AA:843:C:H2'	1:AA:844:C:C6	2.44	0.52
6:AF:63:LYS:NZ	6:AF:75:HIS:O	2.43	0.52
23:AZ:108:PRO:HG3	23:AZ:141:VAL:HG23	1.92	0.52
23:AZ:30:ASN:OD1	23:AZ:33:LEU:HD23	2.10	0.52
37:BD:9:CYS:O	37:BD:13:ARG:HG2	2.10	0.52
39:BF:67:MET:HG3	39:BF:68:PRO:HD2	1.92	0.52
4:AD:125:ILE:HB	39:BF:81:ILE:HD11	1.92	0.52
57:BZ:82:ILE:HD12	57:BZ:101:LEU:HD23	1.91	0.52
57:BZ:552:SER:O	57:BZ:591:LYS:NZ	2.43	0.52
1:CA:1011:G:H1	1:CA:1150:C:H42	1.56	0.52
1:CA:1019:U:H3	1:CA:1142(A):A:N6	2.02	0.52
1:CA:2233:U:H2'	1:CA:2234:G:C8	2.45	0.52
1:CA:2850:A:H2'	1:CA:2851:A:H8	1.75	0.52
3:CC:67:HIS:CG	3:CC:185:LYS:HD2	2.45	0.52
3:CC:42:VAL:CG1	3:CC:43:GLU:N	2.73	0.52
3:CC:48:LEU:CB	3:CC:50:ILE:HD12	2.38	0.52
7:CG:170:ARG:O	7:CG:174:GLU:HB2	2.10	0.52
6:CF:187:VAL:HG11	13:CP:3:LEU:HD13	1.91	0.52
14:CQ:26:TYR:CE1	14:CQ:28:ALA:HB2	2.45	0.52
14:CQ:77:LYS:HE2	63:CQ:3102:HOH:O	2.10	0.52

Continued on next page...

Continued from previous page...

Atom-1	Atom-2	Interatomic distance (Å)	Clash overlap (Å)
23:CZ:19:ARG:NH1	23:CZ:84:GLU:O	2.43	0.52
34:DA:1070:U:H2'	34:DA:1071:C:C6	2.44	0.52
45:DL:109:GLY:HA3	45:DL:121:GLY:O	2.10	0.52
1:CA:888:C:P	46:DM:93:ARG:HD3	2.50	0.52
1:AA:1725:G:H5''	1:AA:1725:G:N3	2.25	0.51
1:AA:2585:C:OP1	63:AA:4111:HOH:O	2.17	0.51
1:AA:346:A:OP1	6:AF:168:ARG:HD2	2.10	0.51
1:AA:968:U:H2'	1:AA:969:C:C6	2.45	0.51
3:AC:218:THR:HG22	3:AC:219:MET:SD	2.50	0.51
1:AA:2200:C:OP1	3:AC:47:LYS:HG2	2.10	0.51
34:BA:1511:G:H2'	34:BA:1512:U:O4'	2.10	0.51
34:BA:189(K):U:H2'	34:BA:189(L):G:C8	2.45	0.51
57:BZ:181:LEU:C	57:BZ:183:MET:H	2.13	0.51
1:CA:1131:G:N2	1:CA:1132:A:C4	2.78	0.51
1:CA:1289:C:H2'	1:CA:1290:C:C6	2.45	0.51
1:CA:1359:A:C2	1:CA:1372:U:O4	2.63	0.51
1:CA:1959:G:H1'	34:DA:1418:A:N3	2.24	0.51
1:CA:2712(A):A:H5''	1:CA:2713:A:OP2	2.10	0.51
1:CA:2833:G:H21	5:CE:57:LYS:CB	2.23	0.51
4:CD:63:ARG:HG3	4:CD:63:ARG:HH11	1.75	0.51
5:CE:75:VAL:HG13	5:CE:77:ILE:H	1.74	0.51
15:CR:41:ALA:HB1	15:CR:114:VAL:HG23	1.92	0.51
18:CU:100:VAL:HG12	18:CU:101:ARG:HG3	1.92	0.51
34:DA:1051:C:H2'	34:DA:1052:U:C6	2.45	0.51
39:DF:33:TYR:CD1	39:DF:75:LEU:HD23	2.44	0.51
45:DL:24:VAL:HG13	45:DL:98:TYR:CE1	2.42	0.51
1:AA:18:C:O2'	1:AA:577:U:OP1	2.21	0.51
1:AA:610:C:OP2	13:AP:21:ARG:NH2	2.43	0.51
17:AT:20:PRO:HD2	17:AT:86:ILE:HB	1.92	0.51
20:AW:29:LEU:O	20:AW:33:ARG:HG3	2.09	0.51
22:AY:11:ASP:OD2	22:AY:11:ASP:N	2.43	0.51
2:AB:105:A:H4'	23:AZ:89:PHE:CE2	2.45	0.51
37:BD:120:LEU:HB3	37:BD:126:ILE:HD11	1.91	0.51
43:BJ:55:LYS:O	43:BJ:57:LYS:N	2.43	0.51
45:BL:34:ARG:O	45:BL:61:THR:OG1	2.29	0.51
1:CA:1211:U:H4'	1:CA:1212:G:OP2	2.11	0.51
1:CA:1638:C:H2'	1:CA:1639:U:O4'	2.09	0.51
1:CA:2109:U:H5''	1:CA:2149:G:H21	1.75	0.51
3:CC:42:VAL:HG13	3:CC:43:GLU:H	1.73	0.51
3:CC:68:GLY:H	3:CC:189:ASN:ND2	2.09	0.51
5:CE:119:ARG:HD3	5:CE:120:TRP:CD1	2.44	0.51

Continued on next page...

Continued from previous page...

Atom-1	Atom-2	Interatomic distance (Å)	Clash overlap (Å)
1:CA:2445:G:OP1	6:CF:74:ARG:NH2	2.43	0.51
34:DA:227:G:H2'	34:DA:228:A:O4'	2.10	0.51
40:DG:93:PRO:HA	40:DG:96:GLN:HB2	1.92	0.51
56:DW:19:G:H4'	56:DW:20:U:OP2	2.09	0.51
57:DZ:529:ILE:HD12	57:DZ:534:ILE:HB	1.92	0.51
1:AA:1065:U:O2'	1:AA:1067:A:H2	1.93	0.51
1:AA:919:A:H2'	1:AA:920:G:O4'	2.11	0.51
34:BA:1000:U:H2'	34:BA:1001:A:C8	2.43	0.51
34:BA:1149:C:H2'	34:BA:1150:U:C6	2.45	0.51
34:BA:1355:G:H2'	34:BA:1356:G:C8	2.45	0.51
34:BA:262:A:C6	34:BA:263:A:C6	2.98	0.51
34:BA:438:G:H4'	34:BA:439:A:OP1	2.11	0.51
34:BA:643:C:H5'	41:BH:31:PHE:CE1	2.46	0.51
37:BD:156:GLU:O	37:BD:160:GLN:HB2	2.11	0.51
50:BQ:18:THR:CG2	50:BQ:69:LYS:HD2	2.40	0.51
39:BF:96:PRO:HB3	51:BR:30:ASP:CG	2.30	0.51
51:BR:32:ARG:HA	51:BR:69:THR:HG21	1.93	0.51
56:BW:47:U:H2'	56:BW:47:U:O2	2.10	0.51
57:BZ:328:ILE:HD12	57:BZ:377:VAL:HG12	1.93	0.51
1:CA:1861:G:OP2	3:CC:206:LYS:HG3	2.10	0.51
1:CA:2886:G:H2'	1:CA:2887:U:C6	2.43	0.51
1:CA:2887:U:H2'	1:CA:2888:C:C6	2.45	0.51
5:CE:101:ARG:CZ	5:CE:171:GLU:HB2	2.41	0.51
11:CN:37:LYS:HG3	11:CN:42:TRP:CE2	2.45	0.51
37:DD:100:ARG:HG3	37:DD:137:SER:HA	1.91	0.51
40:DG:69:VAL:HG21	40:DG:104:LEU:HD13	1.93	0.51
51:DR:73:ALA:HB3	51:DR:79:LEU:HD12	1.93	0.51
3:AC:65:LEU:HB3	3:AC:189:ASN:HD22	1.75	0.51
15:AR:55:ALA:HB2	15:AR:79:LEU:HD13	1.93	0.51
21:AX:30:VAL:HG11	21:AX:39:ILE:HG12	1.92	0.51
34:BA:834:C:H2'	34:BA:835:U:C6	2.45	0.51
35:BB:109:SER:O	35:BB:112:VAL:HG22	2.10	0.51
36:BC:58:GLU:HB2	36:BC:65:ALA:HB2	1.92	0.51
42:BI:82:ALA:HB1	42:BI:102:LEU:HD22	1.92	0.51
44:BK:18:ARG:HD3	44:BK:20:TYR:CE2	2.45	0.51
52:BS:36:ARG:HH12	52:BS:75:ALA:HB3	1.76	0.51
46:BM:80:ARG:HH12	52:BS:69:HIS:HE1	1.57	0.51
57:BZ:416:LYS:HB3	57:BZ:473:ASP:O	2.10	0.51
1:CA:1044:G:H4'	1:CA:1048:A:H1'	1.92	0.51
1:CA:1794:U:H2'	1:CA:1795:C:C6	2.46	0.51
1:CA:2166:G:H3'	1:CA:2167:U:H5''	1.92	0.51

Continued on next page...

Continued from previous page...

Atom-1	Atom-2	Interatomic distance (Å)	Clash overlap (Å)
1:CA:2206:G:H3'	1:CA:2207:G:N7	2.25	0.51
1:CA:2552:U:H2'	1:CA:2554:U:H5''	1.92	0.51
3:CC:6:LYS:N	3:CC:9:ARG:NH1	2.58	0.51
4:CD:145:VAL:HG12	4:CD:146:GLU:O	2.09	0.51
1:CA:998:C:P	18:CU:92:ARG:NH2	2.83	0.51
34:DA:576:G:N1	34:DA:759:A:OP1	2.42	0.51
34:DA:919:A:O5'	34:DA:919:A:H8	1.94	0.51
37:DD:79:PHE:HE1	37:DD:204:ILE:HD13	1.74	0.51
38:DE:102:ALA:O	38:DE:107:ARG:NH1	2.43	0.51
57:DZ:5:LEU:HD13	57:DZ:305:PRO:HG2	1.92	0.51
1:AA:1154:U:O2'	1:AA:1155:C:H6	1.93	0.51
1:AA:1473:A:H4'	1:AA:1474:C:O5'	2.10	0.51
1:AA:1566:U:H2'	1:AA:1567:G:O4'	2.11	0.51
1:AA:1810:U:OP2	63:AA:5116:HOH:O	2.19	0.51
3:AC:67:HIS:CG	3:AC:185:LYS:HD2	2.45	0.51
3:AC:50:ILE:HD13	3:AC:50:ILE:H	1.75	0.51
3:AC:68:GLY:H	3:AC:189:ASN:ND2	2.09	0.51
18:AU:65:ILE:HD11	18:AU:95:LEU:HB3	1.93	0.51
22:AY:54:LYS:CA	22:AY:56:PRO:HD3	2.38	0.51
23:AZ:152:ALA:HB1	23:AZ:163:LEU:HD21	1.93	0.51
34:BA:965:A:C2	34:BA:969:A:C2	2.98	0.51
35:BB:19:HIS:HE1	35:BB:189:ASP:HB2	1.75	0.51
41:BH:132:GLU:O	41:BH:134:ILE:N	2.44	0.51
43:BJ:78:ASN:O	43:BJ:80:LYS:N	2.42	0.51
50:BQ:66:SER:O	50:BQ:70:ARG:NH1	2.44	0.51
56:BY:19:G:H4'	56:BY:20:U:OP2	2.09	0.51
1:CA:1340:U:H4'	1:CA:1341:U:OP2	2.10	0.51
1:CA:2454:G:H1'	63:CA:3889:HOH:O	2.10	0.51
1:CA:521:G:H2'	1:CA:522:G:C8	2.46	0.51
1:CA:687:C:C2	1:CA:788:A:H5'	2.45	0.51
22:CY:38:ILE:HD11	22:CY:66:PRO:HG3	1.93	0.51
34:DA:1118:C:H1'	34:DA:1179:A:C4	2.46	0.51
34:DA:598:U:H2'	34:DA:599:C:C6	2.46	0.51
39:DF:99:ALA:HB2	51:DR:31:LEU:HD21	1.92	0.51
1:AA:2163:G:N7	1:AA:2173:G:N2	2.58	0.51
1:AA:2517:G:O2'	1:AA:2518:U:H5'	2.10	0.51
1:AA:514:G:H5''	1:AA:515:G:OP2	2.10	0.51
1:AA:776:G:C6	4:AD:208:LYS:HB2	2.46	0.51
34:BA:833:U:H2'	34:BA:834:C:C6	2.45	0.51
1:CA:1330:C:OP1	63:CA:4070:HOH:O	2.19	0.51
1:CA:749:C:O2	1:CA:1618:A:H2'	2.10	0.51

Continued on next page...

Continued from previous page...

Atom-1	Atom-2	Interatomic distance (Å)	Clash overlap (Å)
1:CA:1701:A:H5''	1:CA:1702:G:OP2	2.10	0.51
1:CA:2334:G:H8	1:CA:2334:G:OP1	1.94	0.51
1:CA:2729:G:H2'	1:CA:2730:C:C6	2.45	0.51
34:DA:1306:A:H1'	34:DA:1332:A:N1	2.26	0.51
34:DA:1342:C:O2'	42:DI:124:GLN:HG2	2.11	0.51
34:DA:308:C:H2'	34:DA:309:G:H8	1.74	0.51
35:DB:153:ARG:C	35:DB:155:LEU:H	2.14	0.51
37:DD:189:PRO:CB	37:DD:194:LEU:HD11	2.41	0.51
56:DW:39:PSU:HO2'	56:DY:35:A:H1'	1.75	0.51
1:AA:189:U:O2	1:AA:413:G:N2	2.44	0.51
1:AA:2279:A:H5''	1:AA:2280:A:H5''	1.92	0.51
1:AA:469:A:C5	6:AF:45:ARG:HD2	2.46	0.51
2:AB:7:G:H5'	16:AS:29:PHE:CE2	2.46	0.51
52:BS:27:GLU:HB3	52:BS:28:LYS:HD2	1.92	0.51
53:BT:57:ARG:HH22	53:BT:100:ILE:HD12	1.73	0.51
1:CA:1316:U:H2'	1:CA:1317:A:H8	1.76	0.51
1:CA:528:A:C2	1:CA:2043:C:H4'	2.44	0.51
1:CA:2113:U:H2'	1:CA:2114:A:C8	2.45	0.51
1:CA:2250:G:N3	1:CA:2250:G:H5''	2.25	0.51
2:CB:49:C:H2'	2:CB:50:G:H8	1.74	0.51
5:CE:24:THR:HG22	5:CE:186:GLY:O	2.10	0.51
5:CE:73:GLU:OE2	5:CE:73:GLU:N	2.22	0.51
7:CG:79:ASN:N	7:CG:79:ASN:OD1	2.34	0.51
13:CP:88:LEU:HD21	13:CP:100:LEU:HD11	1.92	0.51
12:CO:75:SER:HB2	17:CT:75:ILE:O	2.10	0.51
34:DA:1010:G:H2'	34:DA:1011:G:H8	1.73	0.51
34:DA:1101:A:H4'	34:DA:1102:A:O5'	2.10	0.51
34:DA:1190:G:OP2	36:DC:5:ILE:HB	2.11	0.51
34:DA:72:C:H2'	34:DA:73:G:O4'	2.11	0.51
35:DB:161:ALA:HB1	35:DB:185:ILE:HD11	1.93	0.51
58:DX:8:2R3:H65	58:DX:10:2QY:CE1	2.40	0.51
57:DZ:217:VAL:HA	57:DZ:220:ALA:HB3	1.92	0.51
26:A2:28:LYS:HE3	26:A2:56:GLN:OE1	2.09	0.51
30:A6:13:CYS:SG	30:A6:47:THR:HG21	2.51	0.51
1:AA:1105:G:H1	1:AA:1125:C:N4	1.98	0.51
3:AC:57:GLN:HB2	3:AC:202:PRO:HG2	1.93	0.51
9:AK:116:ILE:O	9:AK:123:GLU:N	2.43	0.51
16:AS:25:ARG:O	16:AS:40:ILE:N	2.34	0.51
18:AU:108:GLU:O	18:AU:112:ARG:HG2	2.11	0.51
23:AZ:138:GLU:H	23:AZ:156:LYS:HZ1	1.58	0.51
34:BA:1486:G:H2'	34:BA:1487:G:O4'	2.11	0.51

Continued on next page...

Continued from previous page...

Atom-1	Atom-2	Interatomic distance (Å)	Clash overlap (Å)
34:BA:1519:A:C8	34:BA:1520:G:H1'	2.46	0.51
34:BA:558:G:OP1	63:BA:5159:HOH:O	2.19	0.51
34:BA:67:C:H2'	34:BA:68:G:C8	2.46	0.51
35:BB:97:TRP:CZ2	35:BB:102:LEU:HD13	2.46	0.51
44:BK:115:PRO:C	44:BK:117:ASN:H	2.13	0.51
56:BY:5:G:H1	56:BY:68:C:H42	1.59	0.51
57:BZ:19:ALA:HB3	57:BZ:25:LYS:HB3	1.93	0.51
24:C0:82:ARG:HB2	24:C0:82:ARG:HH11	1.74	0.51
1:CA:98:G:H5''	26:C2:3:LEU:HG	1.93	0.51
1:CA:2286:A:OP1	30:C6:29:ASN:ND2	2.44	0.51
30:C6:30:THR:HG22	30:C6:30:THR:O	2.11	0.51
1:CA:1212:G:O2'	1:CA:1236:G:N2	2.37	0.51
1:CA:1327:C:H2'	1:CA:1328:G:O4'	2.11	0.51
1:CA:2640:G:OP1	11:CN:97:ARG:NH2	2.44	0.51
1:CA:2657:A:O3'	8:CH:160:LYS:NZ	2.44	0.51
1:CA:271(D):G:C6	1:CA:271(E):U:C4	2.99	0.51
1:CA:2120:G:H2'	3:CC:168:LYS:NZ	2.26	0.51
3:CC:54:ARG:HD2	3:CC:55:SER:H	1.76	0.51
6:CF:122:LYS:NZ	6:CF:152:GLU:OE2	2.39	0.51
34:DA:1083:U:H3'	34:DA:1084:G:C8	2.45	0.51
34:DA:674:G:H2'	34:DA:675:A:C8	2.41	0.51
34:DA:740:U:H2'	34:DA:741:G:H8	1.75	0.51
36:DC:63:ASN:HB2	36:DC:98:ASN:HB2	1.93	0.51
37:DD:156:GLU:HA	37:DD:159:ARG:HB2	1.92	0.51
41:DH:33:GLU:HA	41:DH:36:LEU:HD12	1.93	0.51
46:DM:54:VAL:HG12	46:DM:57:ARG:HD2	1.92	0.51
57:DZ:116:PRO:O	57:DZ:118:SER:N	2.43	0.51
1:AA:354:A:C2	1:AA:1255:A:H2'	2.37	0.51
1:AA:1400:A:H2'	1:AA:1401:G:O4'	2.10	0.51
1:AA:1766:G:H5'	1:AA:1767:A:OP2	2.10	0.51
1:AA:1891:G:H4'	3:AC:206:LYS:CG	2.37	0.51
1:AA:505:A:H4'	1:AA:506:A:OP1	2.11	0.51
3:AC:6:LYS:N	3:AC:9:ARG:NH1	2.58	0.51
15:AR:72:ASP:O	15:AR:76:VAL:HG23	2.11	0.51
34:BA:1314:C:OP2	52:BS:4:SER:OG	2.15	0.51
34:BA:352:C:O2'	34:BA:354:G:OP1	2.24	0.51
48:BO:87:ILE:HG22	48:BO:88:ARG:N	2.26	0.51
51:BR:51:LEU:HD23	51:BR:52:PRO:HD2	1.92	0.51
1:CA:102:G:OP1	26:C2:7:ARG:NH2	2.42	0.51
1:CA:1071:G:H1'	1:CA:1089:G:C8	2.46	0.51
1:CA:615:G:OP1	6:CF:40:GLN:NE2	2.38	0.51

Continued on next page...

Continued from previous page...

Atom-1	Atom-2	Interatomic distance (Å)	Clash overlap (Å)
3:CC:50:ILE:HD13	3:CC:50:ILE:H	1.76	0.51
16:CS:61:ASN:O	16:CS:65:VAL:HG23	2.10	0.51
34:DA:858:G:O6	34:DA:869:G:H3'	2.10	0.51
34:DA:903:G:OP1	63:DA:1928:HOH:O	2.19	0.51
36:DC:172:ARG:O	36:DC:173:VAL:HG23	2.11	0.51
36:DC:19:GLU:O	36:DC:56:ASP:HA	2.11	0.51
36:DC:7:PRO:HG3	36:DC:201:TYR:CE2	2.33	0.51
37:DD:189:PRO:HB2	37:DD:194:LEU:HD11	1.92	0.51
35:DB:179:LYS:HA	41:DH:72:PRO:HG3	1.93	0.51
34:DA:684:A:H1'	44:DK:38:ASN:HB3	1.92	0.51
45:DL:36:VAL:HG23	58:DX:10:2QY:CE1	2.35	0.51
57:DZ:138:LYS:HG2	62:DZ:703:GDP:C5	2.45	0.51
28:A4:16:CYS:SG	28:A4:36:CYS:HB3	2.50	0.51
1:AA:2354:C:O2'	1:AA:2386:C:H5''	2.10	0.51
3:AC:54:ARG:HD2	3:AC:55:SER:H	1.76	0.51
23:AZ:74:VAL:HG22	23:AZ:86:VAL:HG12	1.92	0.51
34:BA:1355:G:H2'	34:BA:1356:G:H8	1.75	0.51
34:BA:1434:A:H2'	34:BA:1435:G:O4'	2.10	0.51
40:BG:51:GLN:HA	40:BG:55:GLY:HA2	1.93	0.51
43:BJ:50:ILE:HD11	43:BJ:57:LYS:HD2	1.91	0.51
45:BL:89:ARG:HB3	45:BL:97:ARG:HA	1.93	0.51
34:BA:728:A:C5	48:BO:54:ARG:HD2	2.46	0.51
58:BX:4:PRO:CB	58:BX:5:MVA:HN1	2.41	0.51
57:BZ:491:VAL:HG21	57:BZ:596:LYS:HB3	1.93	0.51
57:BZ:72:CYS:SG	57:BZ:79:ILE:HB	2.51	0.51
27:C3:26:LEU:HD21	27:C3:46:ASN:HB3	1.92	0.51
32:C8:10:ALA:HB3	32:C8:62:LEU:HD21	1.92	0.51
1:CA:1653:G:H3'	15:CR:2:ARG:HG3	1.93	0.51
1:CA:2322:A:H2'	1:CA:2323:G:O4'	2.11	0.51
1:CA:236:C:H2'	1:CA:237:C:C6	2.46	0.51
1:CA:2683:C:O2	12:CO:70:LYS:NZ	2.33	0.51
1:CA:2695:C:H2'	1:CA:2696:U:C6	2.46	0.51
1:CA:2758:A:H2'	1:CA:2759:G:O4'	2.10	0.51
2:CB:66:A:N6	2:CB:109:C:H5'	2.24	0.51
3:CC:218:THR:HG22	3:CC:219:MET:SD	2.50	0.51
8:CH:101:ARG:HH12	8:CH:122:THR:HG22	1.76	0.51
15:CR:18:LEU:HD13	15:CR:22:ARG:NH1	2.26	0.51
35:DB:32:ILE:HD13	35:DB:40:HIS:HB3	1.92	0.51
37:DD:150:GLU:O	37:DD:152:SER:N	2.44	0.51
46:DM:79:LYS:HG2	46:DM:83:ASP:OD1	2.11	0.51
56:DY:51:U:H3	56:DY:63:G:H1	1.58	0.51

Continued on next page...

Continued from previous page...

Atom-1	Atom-2	Interatomic distance (Å)	Clash overlap (Å)
57:DZ:-23:LEU:H	57:DZ:-21:ALA:H	1.58	0.51
57:DZ:293:THR:HA	57:DZ:397:VAL:HG12	1.92	0.51
57:DZ:358:MET:HE1	57:DZ:363:ARG:HD3	1.93	0.51
1:AA:2127:C:H2'	1:AA:2128:G:H8	1.76	0.50
6:AF:182:ASN:ND2	6:AF:185:ASP:OD2	2.37	0.50
7:AG:8:LYS:HD3	7:AG:100:TRP:CD1	2.46	0.50
23:AZ:104:PHE:HD1	23:AZ:141:VAL:HG11	1.77	0.50
34:BA:1458:G:H5''	53:BT:31:SER:HB3	1.92	0.50
42:BI:24:GLY:HA3	42:BI:57:GLY:HA2	1.92	0.50
34:BA:584:G:H5'	50:BQ:91:ARG:HH22	1.76	0.50
24:C0:70:GLN:NE2	24:C0:72:ARG:HG3	2.26	0.50
32:C8:34:TRP:CG	32:C8:35:GLN:N	2.79	0.50
1:CA:1049:C:H1'	1:CA:1113:U:O2'	2.11	0.50
1:CA:1368:G:C2	1:CA:1369:G:C8	2.99	0.50
1:CA:1860:G:H8	1:CA:1860:G:O5'	1.94	0.50
1:CA:2638:G:P	5:CE:82:ARG:HH21	2.34	0.50
6:CF:159:GLY:HA2	6:CF:164:ARG:HH12	1.75	0.50
6:CF:184:TYR:CE2	6:CF:188:ARG:HD2	2.46	0.50
7:CG:173:LEU:HB3	7:CG:178:PHE:CG	2.46	0.50
12:CO:77:ILE:HD11	12:CO:122:LEU:HB3	1.93	0.50
14:CQ:57:HIS:NE2	14:CQ:116:GLU:HB3	2.27	0.50
1:CA:1075:C:OP1	14:CQ:59:ARG:NH1	2.44	0.50
34:DA:559:A:P	38:DE:126:ARG:HH22	2.34	0.50
38:DE:82:VAL:O	38:DE:89:ILE:N	2.38	0.50
57:DZ:16:GLY:HA3	57:DZ:101:LEU:HD22	1.91	0.50
1:AA:1475:G:H2'	1:AA:1476:C:C6	2.46	0.50
1:AA:1634:C:H2'	1:AA:1635:C:C6	2.46	0.50
1:AA:2874:G:OP1	17:AT:119:LYS:NZ	2.43	0.50
3:AC:42:VAL:CG1	3:AC:43:GLU:N	2.73	0.50
6:AF:64:ILE:HD12	6:AF:65:TRP:CE3	2.46	0.50
15:AR:67:LEU:CD1	15:AR:76:VAL:HG21	2.36	0.50
34:BA:1071:C:H2'	34:BA:1072:G:H8	1.75	0.50
34:BA:1103:C:H2'	34:BA:1104:G:O4'	2.11	0.50
34:BA:1349:A:OP2	42:BI:118:LYS:HE3	2.11	0.50
34:BA:37:U:H2'	34:BA:38:G:H8	1.75	0.50
34:BA:738:C:H2'	34:BA:739:C:H6	1.77	0.50
34:BA:9:G:O2'	34:BA:10:A:H5'	2.11	0.50
42:BI:7:THR:HG22	42:BI:83:ARG:NH1	2.26	0.50
43:BJ:7:LYS:HD2	43:BJ:71:LEU:HD13	1.93	0.50
44:BK:99:GLN:HE21	44:BK:105:VAL:HG21	1.76	0.50
45:BL:109:GLY:HA3	45:BL:121:GLY:O	2.11	0.50

Continued on next page...

Continued from previous page...

Atom-1	Atom-2	Interatomic distance (Å)	Clash overlap (Å)
52:BS:20:LEU:HA	52:BS:23:ASN:HB2	1.93	0.50
57:BZ:497:PHE:N	57:BZ:508:GLY:O	2.45	0.50
57:BZ:524:GLU:HG2	57:BZ:564:LYS:HD2	1.92	0.50
28:C4:58:ARG:NH1	52:DS:68:GLY:H	2.09	0.50
1:CA:563:G:OP2	63:CA:4129:HOH:O	2.18	0.50
2:CB:116:G:O5'	2:CB:116:G:H8	1.94	0.50
3:CC:57:GLN:HB2	3:CC:202:PRO:HG2	1.93	0.50
4:CD:58:HIS:ND1	4:CD:59:LYS:N	2.58	0.50
7:CG:36:LYS:HB2	7:CG:95:ARG:HG2	1.91	0.50
17:CT:11:GLU:HG2	17:CT:57:PHE:CD2	2.47	0.50
34:DA:41:G:H2'	34:DA:42:G:H8	1.76	0.50
34:DA:716:A:N3	44:DK:118:GLY:HA2	2.25	0.50
35:DB:162:ILE:HD11	35:DB:184:VAL:HG22	1.93	0.50
37:DD:18:LYS:HG3	37:DD:33:MET:HG3	1.94	0.50
37:DD:8:VAL:O	37:DD:11:LEU:HB2	2.12	0.50
38:DE:100:VAL:CG2	38:DE:118:ILE:HG22	2.40	0.50
43:DJ:35:SER:HB3	43:DJ:73:ASP:HB2	1.93	0.50
34:DA:1222:G:H5''	52:DS:78:ARG:NH2	2.25	0.50
58:DX:9:MVA:O	58:DX:10:2QY:CD2	2.60	0.50
57:DZ:237:PRO:HB2	57:DZ:242:LEU:HG	1.92	0.50
21:AX:5:TYR:CE1	26:A2:30:ARG:HB2	2.46	0.50
1:AA:303:C:H42	1:AA:385:G:H1	1.58	0.50
4:AD:145:VAL:HG11	4:AD:175:LEU:HD11	1.94	0.50
12:AO:104:ARG:HH22	17:AT:43:GLN:HE22	1.57	0.50
13:AP:82:GLY:HA3	13:AP:115:LEU:HD11	1.94	0.50
57:BZ:114:VAL:HB	57:BZ:152:THR:HB	1.94	0.50
57:BZ:119:GLU:HG3	57:BZ:156:ARG:HH21	1.75	0.50
57:BZ:140:ASP:HA	57:BZ:172:ASP:H	1.76	0.50
57:BZ:509:HIS:HD2	57:BZ:571:SER:N	2.09	0.50
24:C0:53:MET:HA	24:C0:58:THR:O	2.12	0.50
27:C3:18:ASP:OD1	27:C3:18:ASP:N	2.43	0.50
1:CA:1463:C:H2'	1:CA:1464:C:H6	1.76	0.50
1:CA:2121:G:C2'	3:CC:168:LYS:CD	2.49	0.50
4:CD:258:LYS:HE3	4:CD:273:ARG:NH2	2.26	0.50
6:CF:159:GLY:HA2	6:CF:164:ARG:NH1	2.26	0.50
7:CG:7:LEU:HD23	7:CG:100:TRP:HE3	1.76	0.50
1:CA:2690:C:OP2	15:CR:14:SER:HB2	2.12	0.50
34:DA:1004:A:H5'	34:DA:1024:G:N2	2.27	0.50
34:DA:1099:G:C2	34:DA:1100:C:C2	2.99	0.50
34:DA:914:A:OP1	63:DA:1881:HOH:O	2.18	0.50
34:DA:1316:G:N7	52:DS:7:LYS:NZ	2.59	0.50

Continued on next page...

Continued from previous page...

Atom-1	Atom-2	Interatomic distance (Å)	Clash overlap (Å)
56:DY:25:C:H2'	56:DY:26:A:H8	1.77	0.50
57:DZ:32:ILE:HG23	57:DZ:273:LEU:HD21	1.94	0.50
57:DZ:-66:MET:HG2	57:DZ:-44:PRO:HG3	1.92	0.50
1:AA:1480:A:H61	1:AA:1605:A:N6	2.09	0.50
1:AA:1563:G:H2'	1:AA:1564:C:C6	2.47	0.50
1:AA:1594:C:H2'	1:AA:1595:C:C6	2.46	0.50
1:AA:625:G:O2'	1:AA:702:A:N6	2.44	0.50
3:AC:44:VAL:HG21	3:AC:176:VAL:HG21	1.92	0.50
4:AD:108:PRO:HD2	4:AD:111:LEU:HG	1.92	0.50
1:AA:1993:A:C4	4:AD:241:PRO:HD3	2.46	0.50
23:AZ:154:ASP:O	23:AZ:155:LEU:HB3	2.11	0.50
34:BA:116:A:H8	34:BA:116:A:O5'	1.95	0.50
34:BA:155:C:H2'	34:BA:156:G:H8	1.76	0.50
34:BA:515:G:H2'	34:BA:516:U:O4'	2.12	0.50
36:BC:14:ILE:HG22	36:BC:15:THR:OG1	2.11	0.50
38:BE:57:LYS:HG2	38:BE:61:TYR:CE2	2.45	0.50
45:BL:27:LEU:HD22	45:BL:98:TYR:HE2	1.76	0.50
45:BL:25:PRO:HD2	45:BL:97:ARG:NH2	2.26	0.50
1:CA:2176:A:C4'	3:CC:45:HIS:CD2	2.82	0.50
5:CE:2:LYS:HG3	5:CE:200:GLU:HB2	1.92	0.50
5:CE:30:PRO:HB3	5:CE:92:THR:HG23	1.92	0.50
7:CG:145:THR:OG1	7:CG:146:TYR:N	2.45	0.50
34:DA:1177:G:H2'	34:DA:1178:G:O4'	2.11	0.50
34:DA:124:G:H4'	34:DA:291:C:O2'	2.11	0.50
34:DA:243:A:H4'	34:DA:244:U:H5''	1.93	0.50
34:DA:543:C:C2	34:DA:544:G:C8	2.99	0.50
40:DG:113:GLU:O	40:DG:119:ARG:HD3	2.11	0.50
40:DG:115:ARG:HB2	40:DG:115:ARG:CZ	2.41	0.50
41:DH:134:ILE:HG22	41:DH:135:CYS:SG	2.51	0.50
41:DH:34:GLU:HB3	41:DH:118:VAL:HG21	1.93	0.50
42:DI:42:ARG:HH21	42:DI:71:SER:HG	1.57	0.50
43:DJ:65:LEU:HD12	47:DN:55:GLY:O	2.11	0.50
57:DZ:-66:MET:HE1	57:DZ:-29:LEU:HD11	1.93	0.50
57:DZ:87:HIS:HB3	57:DZ:90:PHE:H	1.77	0.50
1:AA:604:C:H2'	1:AA:605:G:C8	2.46	0.50
1:AA:957:A:OP1	63:AA:4532:HOH:O	2.19	0.50
20:AW:57:ASN:O	20:AW:61:ASN:HB2	2.11	0.50
34:BA:1427:U:H2'	34:BA:1428:A:C8	2.46	0.50
34:BA:436:C:H2'	34:BA:437:U:H6	1.75	0.50
36:BC:148:GLY:HA3	36:BC:172:ARG:O	2.11	0.50
41:BH:117:GLY:O	41:BH:119:LEU:HG	2.11	0.50

Continued on next page...

Continued from previous page...

Atom-1	Atom-2	Interatomic distance (Å)	Clash overlap (Å)
56:BY:58:A:C2	56:BY:60:U:H2'	2.46	0.50
57:BZ:-38:TYR:C	57:BZ:-35:PRO:HD2	2.32	0.50
1:CA:1184:G:OP1	27:C3:30:ARG:NH1	2.45	0.50
1:CA:236:C:H2'	1:CA:237:C:H6	1.77	0.50
3:CC:44:VAL:HG21	3:CC:176:VAL:HG21	1.92	0.50
21:CX:12:VAL:HG22	21:CX:29:TRP:CE2	2.47	0.50
34:DA:998:G:H22	34:DA:1043:C:H42	1.58	0.50
41:DH:16:ALA:C	41:DH:18:ARG:H	2.14	0.50
41:DH:51:VAL:CG2	41:DH:60:ARG:HB2	2.42	0.50
57:DZ:174:PHE:CE2	57:DZ:267:LYS:HD3	2.47	0.50
33:A9:7:VAL:HG12	33:A9:34:GLN:HB3	1.93	0.50
1:AA:1558:G:H2'	1:AA:1559:C:C6	2.46	0.50
1:AA:1921:G:H2'	1:AA:1921:G:N3	2.25	0.50
1:AA:2579:G:H2'	1:AA:2580:C:C6	2.47	0.50
1:AA:504:A:N1	1:AA:525:G:H4'	2.26	0.50
8:AH:103:LEU:HG	8:AH:105:LEU:HD13	1.93	0.50
16:AS:99:LYS:HE3	16:AS:103:GLU:OE2	2.12	0.50
43:BJ:46:ARG:HH11	43:BJ:46:ARG:HB3	1.77	0.50
53:BT:83:ARG:HG2	53:BT:86:ARG:HH12	1.77	0.50
56:BW:19:G:H4'	56:BW:20:U:OP2	2.11	0.50
57:BZ:549:ALA:HB1	57:BZ:591:LYS:HG3	1.92	0.50
28:C4:46:GLN:O	28:C4:48:ARG:N	2.37	0.50
2:CB:48:A:OP2	16:CS:30:ARG:NH2	2.39	0.50
1:CA:673:C:H5''	6:CF:81:PRO:HD2	1.94	0.50
8:CH:25:LYS:HE2	8:CH:34:GLU:HB3	1.93	0.50
34:DA:600:C:C2	34:DA:639:G:C2	3.00	0.50
34:DA:763:G:H2'	34:DA:764:C:H6	1.76	0.50
34:DA:827:U:H5''	34:DA:828:A:OP2	2.12	0.50
37:DD:105:VAL:HB	37:DD:117:ALA:HB1	1.94	0.50
48:DO:33:THR:OG1	48:DO:87:ILE:HD11	2.12	0.50
50:DQ:6:LEU:O	50:DQ:58:GLU:HA	2.11	0.50
56:DW:24:G:C6	56:DW:25:C:C4	3.00	0.50
57:DZ:278:ASP:HB3	57:DZ:279:TYR:CE1	2.47	0.50
57:DZ:552:SER:HB3	57:DZ:591:LYS:HZ1	1.76	0.50
1:AA:139:A:H8	1:AA:1454:C:O2'	1.95	0.50
1:AA:1481:G:H21	1:AA:1525:G:H5'	1.76	0.50
1:AA:486:A:H2'	1:AA:487:C:O4'	2.12	0.50
1:AA:776:G:C5	4:AD:208:LYS:HB2	2.46	0.50
7:AG:126:ASP:CB	7:AG:130:ASN:H	2.23	0.50
9:AK:118:THR:O	9:AK:120:LYS:N	2.45	0.50
34:BA:460:G:C6	34:BA:470:C:H5'	2.46	0.50

Continued on next page...

Continued from previous page...

Atom-1	Atom-2	Interatomic distance (Å)	Clash overlap (Å)
34:BA:591:U:H2'	34:BA:592:G:C8	2.42	0.50
34:BA:323:U:H5'	53:BT:23:ARG:HB2	1.93	0.50
57:BZ:105:ILE:HG21	57:BZ:272:LEU:HD11	1.92	0.50
24:C0:11:ARG:O	24:C0:14:ARG:NH2	2.45	0.50
1:CA:1131:G:C2	1:CA:1132:A:C4	2.99	0.50
1:CA:2785:C:OP1	5:CE:41:LYS:NZ	2.38	0.50
4:CD:53:PHE:HB3	4:CD:218:ARG:O	2.12	0.50
9:CK:74:LEU:O	9:CK:76:GLY:N	2.42	0.50
1:CA:1665:A:H4'	12:CO:67:LYS:HB2	1.94	0.50
34:DA:130:A:N3	34:DA:263:A:O2'	2.42	0.50
50:DQ:62:SER:CB	50:DQ:72:ARG:HD3	2.40	0.50
1:AA:1209:G:O2'	1:AA:1210:G:H5'	2.11	0.50
1:AA:1423:G:H2'	63:AA:5234:HOH:O	2.12	0.50
1:AA:1764:G:C6	1:AA:1765:U:C4	3.00	0.50
5:AE:18:ASP:HB3	17:AT:82:LEU:HD11	1.94	0.50
16:AS:62:LYS:HB3	16:AS:97:ARG:HD2	1.93	0.50
34:BA:1192:C:H2'	34:BA:1193:G:O4'	2.11	0.50
35:BB:180:LEU:O	35:BB:181:PHE:HB2	2.11	0.50
34:BA:542:G:OP1	37:BD:10:ARG:NH2	2.44	0.50
42:BI:53:VAL:O	42:BI:55:ALA:N	2.42	0.50
58:BX:4:PRO:HB3	58:BX:5:MVA:HN1	1.93	0.50
57:BZ:356:LEU:HD12	57:BZ:365:GLU:HA	1.93	0.50
1:CA:1188:U:C2'	1:CA:1189:A:H5'	2.42	0.50
1:CA:1260:G:H2'	1:CA:1261:C:O4'	2.12	0.50
1:CA:2371:G:C6	1:CA:2372:G:N7	2.79	0.50
1:CA:574:C:N3	5:CE:145:LYS:NZ	2.58	0.50
1:CA:568:U:H5'	1:CA:945:A:N1	2.26	0.50
1:CA:956:G:OP2	14:CQ:14:ARG:NH2	2.45	0.50
2:CB:76:G:H2'	2:CB:77:U:O4'	2.11	0.50
7:CG:33:ARG:CZ	7:CG:33:ARG:HB2	2.42	0.50
10:CL:128:ALA:O	10:CL:132:ARG:NH2	2.44	0.50
11:CN:120:LEU:HD22	11:CN:122:VAL:HG23	1.94	0.50
36:DC:148:GLY:N	36:DC:203:PHE:HB3	2.27	0.50
40:DG:26:PHE:CE1	40:DG:30:ILE:HD11	2.47	0.50
40:DG:27:ILE:HG23	40:DG:39:ALA:HB1	1.94	0.50
40:DG:65:ALA:O	40:DG:69:VAL:HG23	2.11	0.50
41:DH:51:VAL:HG11	41:DH:60:ARG:NH1	2.27	0.50
34:DA:1317:C:N3	52:DS:37:ARG:NH2	2.59	0.50
57:DZ:247:ARG:HD2	57:DZ:278:ASP:O	2.11	0.50
1:AA:2240:G:OP1	4:AD:261:LYS:NZ	2.44	0.50
1:AA:2538:G:O2'	33:A9:1:MET:N	2.35	0.50

Continued on next page...

Continued from previous page...

Atom-1	Atom-2	Interatomic distance (Å)	Clash overlap (Å)
1:AA:2724:U:O2'	1:AA:2726:A:H5'	2.11	0.50
3:AC:183:PRO:C	3:AC:185:LYS:H	2.16	0.50
3:AC:191:ARG:O	3:AC:195:ARG:HG2	2.11	0.50
8:AH:3:ARG:HH22	8:AH:65:HIS:HB3	1.76	0.50
1:AA:1110:C:H5'	10:AL:86:LYS:HA	1.93	0.50
1:AA:63:A:C5	21:AX:66:LEU:HD12	2.47	0.50
34:BA:1325:C:H2'	34:BA:1326:C:C6	2.47	0.50
34:BA:499:A:H4'	34:BA:500:G:H5'	1.94	0.50
34:BA:662:G:H2'	34:BA:663:A:C8	2.46	0.50
40:BG:18:TYR:CD2	40:BG:59:LEU:HD13	2.47	0.50
46:BM:70:LEU:O	46:BM:74:VAL:HG23	2.12	0.50
57:BZ:96:ARG:NH2	57:BZ:315:LYS:HZ1	2.09	0.50
1:CA:1209:G:O2'	1:CA:1237:A:N1	2.38	0.50
1:CA:298:G:H5''	1:CA:299:A:OP1	2.12	0.50
1:CA:32:C:O2'	1:CA:33:U:H5'	2.12	0.50
1:CA:387:U:H4'	1:CA:388:G:O5'	2.12	0.50
1:CA:539:G:H2'	1:CA:540:C:H6	1.77	0.50
4:CD:258:LYS:HE3	4:CD:273:ARG:HH21	1.77	0.50
4:CD:30:GLU:HG3	4:CD:94:LEU:HD11	1.94	0.50
11:CN:62:VAL:HG13	11:CN:66:LYS:HB2	1.92	0.50
23:CZ:7:ALA:HB3	23:CZ:61:LEU:HD13	1.94	0.50
34:DA:1117:G:O3'	42:DI:104:ARG:HD2	2.12	0.50
42:DI:89:ASN:HD22	42:DI:91:ASP:H	1.60	0.50
47:DN:29:ARG:HH12	47:DN:42:ILE:HD11	1.77	0.50
56:DY:12:U:H3	56:DY:23:A:H61	1.59	0.50
57:DZ:-12:ALA:HA	57:DZ:-9:LEU:HB3	1.93	0.50
1:AA:2115:G:O2'	1:AA:2220:A:N1	2.35	0.49
11:AN:18:ALA:O	11:AN:21:LYS:HG3	2.12	0.49
16:AS:93:LYS:HG2	16:AS:95:HIS:HB2	1.93	0.49
34:BA:357:G:C2	34:BA:358:U:C5	3.00	0.49
34:BA:444:C:H2'	34:BA:445:G:H8	1.76	0.49
34:BA:737:A:OP1	39:BF:92:LYS:HB2	2.12	0.49
35:BB:223:ILE:C	35:BB:225:ALA:H	2.15	0.49
36:BC:6:HIS:HD2	36:BC:8:ILE:H	1.59	0.49
56:BY:7:A:O2'	56:BY:49:C:H5'	2.13	0.49
57:BZ:-13:GLN:HE21	57:BZ:-13:GLN:HA	1.77	0.49
1:CA:2884:U:H1'	29:C5:53:ALA:HB2	1.94	0.49
1:CA:1405:U:H2'	1:CA:1406:U:H6	1.76	0.49
1:CA:1463:C:H2'	1:CA:1464:C:C6	2.47	0.49
1:CA:515:A:H1'	1:CA:581:C:H1'	1.94	0.49
1:CA:963:U:H2'	1:CA:964:C:C6	2.46	0.49

Continued on next page...

Continued from previous page...

Atom-1	Atom-2	Interatomic distance (Å)	Clash overlap (Å)
3:CC:191:ARG:O	3:CC:195:ARG:HG2	2.11	0.49
7:CG:64:THR:HG21	7:CG:92:VAL:HG11	1.94	0.49
13:CP:52:GLU:HB2	13:CP:55:ARG:HD2	1.94	0.49
34:DA:1479:C:H2'	34:DA:1480:G:H8	1.77	0.49
34:DA:325:A:H2'	34:DA:326:G:O4'	2.12	0.49
34:DA:881:G:H2'	34:DA:882:C:O4'	2.12	0.49
39:DF:87:ARG:NH1	39:DF:87:ARG:HG3	2.27	0.49
34:DA:538:G:H3'	45:DL:115:LYS:HZ3	1.77	0.49
57:DZ:15:ILE:HD11	57:DZ:81:ILE:HG23	1.94	0.49
16:AS:43:GLU:OE1	24:A0:49:LYS:HE3	2.13	0.49
1:AA:1250:U:H4'	1:AA:1251:G:OP2	2.11	0.49
1:AA:1929:G:H2'	1:AA:1930:C:H6	1.77	0.49
1:AA:2785:C:H2'	1:AA:2786:C:H6	1.77	0.49
1:AA:2785:C:H2'	1:AA:2786:C:C6	2.47	0.49
1:AA:715:G:H5'	1:AA:716:G:OP2	2.12	0.49
3:AC:191:ARG:O	3:AC:194:ILE:HG22	2.12	0.49
4:AD:221:VAL:HG22	4:AD:226:MET:HE2	1.93	0.49
14:AQ:32:TYR:OH	14:AQ:111:GLU:HB2	2.10	0.49
34:BA:1326:C:H2'	34:BA:1327:C:C6	2.47	0.49
35:BB:97:TRP:HZ3	35:BB:100:GLY:H	1.60	0.49
37:BD:129:ASN:ND2	37:BD:144:ASP:OD1	2.45	0.49
38:BE:122:GLU:O	38:BE:126:ARG:NH1	2.45	0.49
38:BE:89:ILE:HG13	38:BE:90:VAL:N	2.27	0.49
42:BI:18:PHE:HB2	42:BI:62:TYR:HB3	1.94	0.49
34:BA:538:G:OP1	45:BL:113:ARG:HD2	2.11	0.49
50:BQ:62:SER:CB	50:BQ:72:ARG:HD2	2.42	0.49
57:BZ:138:LYS:HG2	62:BZ:702:GDP:C6	2.48	0.49
1:CA:1401:G:H2'	1:CA:1402:C:O4'	2.13	0.49
1:CA:647:G:H2'	1:CA:648:G:O4'	2.13	0.49
1:CA:686:G:N2	1:CA:788:A:H61	2.10	0.49
1:CA:697:C:H2'	1:CA:698:C:H6	1.76	0.49
4:CD:13:ARG:HD2	4:CD:16:MET:HE3	1.94	0.49
13:CP:93:GLY:H	13:CP:123:LEU:CD2	2.25	0.49
16:CS:36:TYR:OH	16:CS:54:LEU:HD13	2.12	0.49
34:DA:1022:G:H2'	34:DA:1023:G:C8	2.47	0.49
34:DA:1261:A:C6	34:DA:1275:A:H1'	2.47	0.49
34:DA:437:U:O2	37:DD:119:GLN:NE2	2.45	0.49
34:DA:454:C:H5''	34:DA:455:C:OP2	2.12	0.49
34:DA:451:A:H61	34:DA:480:U:H2'	1.76	0.49
37:DD:65:ARG:HD2	37:DD:70:ILE:O	2.12	0.49
43:DJ:29:ARG:HB2	43:DJ:84:GLN:HE22	1.77	0.49

Continued on next page...

Continued from previous page...

Atom-1	Atom-2	Interatomic distance (Å)	Clash overlap (Å)
34:DA:926:G:O2'	55:DV:13:A:N1	2.45	0.49
25:A1:80:LEU:HB3	25:A1:82:LEU:HG	1.92	0.49
1:AA:2146:G:H2'	1:AA:2147:G:O4'	2.12	0.49
1:AA:595:A:H5''	1:AA:596:G:OP2	2.12	0.49
1:AA:664:U:H2'	1:AA:665:C:C6	2.47	0.49
6:AF:119:ARG:HB3	6:AF:119:ARG:NH1	2.27	0.49
14:AQ:16:ARG:HG2	14:AQ:18:LYS:HE3	1.93	0.49
34:BA:1136:U:H5''	34:BA:1137:C:C2	2.47	0.49
34:BA:584:G:O6	63:BA:5116:HOH:O	2.20	0.49
53:BT:14:LYS:O	53:BT:18:GLN:HG3	2.12	0.49
26:C2:61:LEU:O	26:C2:65:ASN:HB2	2.12	0.49
31:C7:29:LYS:HZ1	31:C7:33:ARG:HE	1.60	0.49
1:CA:1664:A:H61	1:CA:1996:C:H42	1.59	0.49
1:CA:2113:U:H3	1:CA:2170:A:N6	2.08	0.49
1:CA:2331:G:H5'	24:C0:44:ARG:HG3	1.93	0.49
1:CA:864:G:O5'	1:CA:864:G:H8	1.95	0.49
3:CC:183:PRO:C	3:CC:185:LYS:H	2.16	0.49
5:CE:38:THR:HB	5:CE:40:GLU:HG2	1.92	0.49
1:CA:1063:G:H1'	10:CL:91:PRO:HG2	1.95	0.49
22:CY:37:VAL:HG22	22:CY:69:ALA:HA	1.94	0.49
38:DE:75:THR:OG1	38:DE:117:ASP:O	2.20	0.49
50:DQ:56:VAL:HG12	50:DQ:77:VAL:HB	1.94	0.49
51:DR:25:THR:HG23	51:DR:26:LEU:HD22	1.94	0.49
53:DT:12:ALA:HA	53:DT:15:ARG:HB2	1.94	0.49
57:DZ:303:PRO:O	57:DZ:305:PRO:HD3	2.12	0.49
57:DZ:535:PRO:HG2	57:DZ:538:TYR:HD2	1.76	0.49
1:AA:1058:U:C5	11:AN:28:THR:HG21	2.47	0.49
1:AA:1911:A:N1	1:AA:2246:G:H1'	2.28	0.49
1:AA:2144:U:H2'	1:AA:2145:G:C8	2.47	0.49
1:AA:2285:A:H2'	1:AA:2286:A:C8	2.46	0.49
1:AA:242:C:OP2	32:A8:5:LYS:NZ	2.34	0.49
34:BA:1118:C:H1'	34:BA:1179:A:C4	2.48	0.49
34:BA:516:U:C4	34:BA:517:G:C6	3.00	0.49
34:BA:576:G:N1	34:BA:759:A:OP1	2.42	0.49
34:BA:828:A:H2'	34:BA:829:G:O4'	2.12	0.49
34:BA:977:A:C8	34:BA:1223:C:C4	3.01	0.49
44:BK:80:VAL:O	44:BK:105:VAL:HA	2.12	0.49
46:BM:84:ILE:HG13	46:BM:85:GLY:HA2	1.95	0.49
53:BT:97:ALA:N	53:BT:98:PRO:HD3	2.27	0.49
33:C9:22:ARG:HB3	33:C9:24:TYR:CE1	2.47	0.49
1:CA:1452:A:O2'	1:CA:1453:U:H2'	2.11	0.49

Continued on next page...

Continued from previous page...

Atom-1	Atom-2	Interatomic distance (Å)	Clash overlap (Å)
1:CA:2178:C:H4'	3:CC:47:LYS:CE	2.42	0.49
1:CA:2726:U:O2'	1:CA:2727:G:H5'	2.12	0.49
1:CA:670:A:H4'	1:CA:671:C:O5'	2.12	0.49
1:CA:96:G:H4'	26:C2:48:HIS:NE2	2.27	0.49
4:CD:2:ALA:O	4:CD:3:VAL:HB	2.12	0.49
8:CH:130:ARG:HG2	8:CH:131:VAL:N	2.27	0.49
8:CH:150:ALA:HA	8:CH:153:LYS:HG3	1.94	0.49
11:CN:89:LYS:O	11:CN:93:THR:HG23	2.12	0.49
23:CZ:4:ARG:NE	23:CZ:60:GLU:OE2	2.43	0.49
34:DA:1029:C:H1'	34:DA:1033:G:H22	1.77	0.49
34:DA:1376:U:H2'	34:DA:1377:A:C8	2.48	0.49
34:DA:1410:G:H2'	34:DA:1411:C:H6	1.77	0.49
34:DA:174:C:H2'	34:DA:175:C:H6	1.77	0.49
35:DB:182:ILE:HG22	35:DB:183:PRO:O	2.13	0.49
35:DB:17:PHE:CD2	35:DB:44:LEU:HD11	2.47	0.49
38:DE:139:LEU:HA	38:DE:142:LEU:HD12	1.94	0.49
1:AA:1219:A:H1'	1:AA:1220:U:C5'	2.42	0.49
1:AA:1298:G:N3	18:AU:33:ARG:HG2	2.27	0.49
1:AA:2157:A:H5'	1:AA:2182:G:H4'	1.95	0.49
1:AA:2874:G:H2'	1:AA:2875:U:O4'	2.12	0.49
16:AS:97:ARG:NE	63:AS:4001:HOH:O	2.39	0.49
34:BA:988:G:N2	34:BA:1016:A:N3	2.55	0.49
34:BA:1329:A:P	46:BM:28:ALA:HB3	2.53	0.49
34:BA:200:G:H1	34:BA:217:C:N4	2.10	0.49
34:BA:690:G:C6	34:BA:691:G:C6	3.00	0.49
34:BA:859:A:H2'	34:BA:860:A:C8	2.47	0.49
36:BC:153:VAL:HG22	36:BC:198:VAL:HG22	1.94	0.49
37:BD:46:LYS:O	37:BD:48:ALA:N	2.45	0.49
38:BE:40:ARG:NH2	38:BE:68:GLU:HA	2.26	0.49
57:BZ:621:ILE:O	57:BZ:624:LEU:N	2.43	0.49
1:CA:1008:C:H6	1:CA:1008:C:OP1	1.96	0.49
1:CA:1054:A:H2	1:CA:1055:G:C4	2.21	0.49
1:CA:108:U:C2	1:CA:109:G:C8	3.00	0.49
1:CA:1285:G:N2	1:CA:1328:G:H5''	2.27	0.49
1:CA:1689:A:N6	1:CA:1698:A:H2	1.92	0.49
1:CA:2602:A:H4'	1:CA:2603:G:O5'	2.13	0.49
1:CA:2693:A:H2'	1:CA:2694:G:C8	2.47	0.49
1:CA:2766:G:H5''	1:CA:2767:C:OP2	2.12	0.49
1:CA:2645:G:N2	1:CA:2767:C:OP2	2.46	0.49
3:CC:191:ARG:O	3:CC:194:ILE:HG22	2.12	0.49
8:CH:98:LEU:HD22	8:CH:125:VAL:HG23	1.94	0.49

Continued on next page...

Continued from previous page...

Atom-1	Atom-2	Interatomic distance (Å)	Clash overlap (Å)
16:CS:93:LYS:O	16:CS:95:HIS:N	2.45	0.49
34:DA:1305:G:H22	34:DA:1331:G:H1'	1.77	0.49
34:DA:1323:G:H4'	34:DA:1363:C:N3	2.28	0.49
34:DA:158:G:N2	34:DA:163:C:O2	2.35	0.49
35:DB:17:PHE:HB2	35:DB:44:LEU:HD12	1.94	0.49
40:DG:59:LEU:O	40:DG:63:LYS:HG3	2.12	0.49
44:DK:22:HIS:O	44:DK:28:THR:HA	2.13	0.49
1:CA:888:C:P	46:DM:93:ARG:HH11	2.35	0.49
57:DZ:-66:MET:H2	57:DZ:-46:VAL:H	1.60	0.49
1:AA:95:G:H4'	26:A2:48:HIS:CD2	2.47	0.49
1:AA:1002:A:N1	1:AA:2470:G:H4'	2.28	0.49
1:AA:1370:G:C4	1:AA:1374:G:O6	2.66	0.49
1:AA:1392:G:OP2	63:AA:3959:HOH:O	2.20	0.49
1:AA:1502:G:C2'	1:AA:1503:G:H5'	2.41	0.49
1:AA:2074:G:H4'	5:AE:143:ASN:O	2.13	0.49
1:AA:645:G:H5'	1:AA:645:G:N3	2.28	0.49
4:AD:12:SER:HB3	4:AD:208:LYS:HB3	1.93	0.49
6:AF:185:ASP:OD1	6:AF:188:ARG:NH1	2.37	0.49
11:AN:20:GLY:HA2	11:AN:61:ARG:HD2	1.95	0.49
16:AS:82:ILE:HG22	16:AS:110:LEU:HD11	1.95	0.49
17:AT:16:ARG:NH1	17:AT:18:ASP:OD1	2.45	0.49
34:BA:949:A:H2'	34:BA:950:U:O4'	2.12	0.49
35:BB:16:HIS:CG	35:BB:17:PHE:H	2.31	0.49
35:BB:54:THR:HG21	35:BB:201:ILE:HD11	1.93	0.49
40:BG:73:MET:HG3	40:BG:90:GLU:HA	1.94	0.49
42:BI:77:ILE:O	42:BI:81:ILE:HG23	2.13	0.49
56:BY:26:A:H61	56:BY:44:G:H1	1.59	0.49
57:BZ:147:TRP:CE3	57:BZ:150:ILE:HD12	2.47	0.49
57:BZ:438:PHE:HB2	57:BZ:452:SER:O	2.11	0.49
57:BZ:87:HIS:HB3	57:BZ:90:PHE:HB3	1.95	0.49
33:C9:7:VAL:HG12	33:C9:34:GLN:HB3	1.93	0.49
1:CA:144:C:H2'	1:CA:145:G:H8	1.77	0.49
1:CA:1568:G:H5''	4:CD:61:LEU:HD22	1.95	0.49
1:CA:539:G:H2'	1:CA:540:C:C6	2.48	0.49
3:CC:65:LEU:HB3	3:CC:189:ASN:HD22	1.75	0.49
1:CA:2305:A:H5''	7:CG:134:GLY:HA3	1.95	0.49
1:CA:1022:G:N7	11:CN:66:LYS:HE2	2.28	0.49
34:DA:179:A:H2'	34:DA:180:U:H6	1.78	0.49
37:DD:150:GLU:C	37:DD:152:SER:H	2.16	0.49
47:DN:32:SER:OG	47:DN:41:ARG:HG2	2.13	0.49
43:DJ:53:PRO:HA	47:DN:42:ILE:HD13	1.95	0.49

Continued on next page...

Continued from previous page...

Atom-1	Atom-2	Interatomic distance (Å)	Clash overlap (Å)
53:DT:37:SER:O	53:DT:41:ILE:HG13	2.13	0.49
25:A1:3:LYS:HB2	25:A1:61:ARG:NH1	2.28	0.49
1:AA:1108:G:H1	1:AA:1122:C:N4	2.04	0.49
1:AA:2053:A:C6	1:AA:2510:C:H1'	2.48	0.49
1:AA:2885:C:O2'	17:AT:4:GLY:HA3	2.12	0.49
1:AA:2890:C:O2'	15:AR:90:ARG:NH1	2.36	0.49
5:AE:54:GLN:NE2	5:AE:76:ARG:HG2	2.26	0.49
14:AQ:111:GLU:O	14:AQ:115:MET:HB2	2.12	0.49
34:BA:601:C:H2'	34:BA:602:A:C8	2.48	0.49
34:BA:763:G:H2'	34:BA:764:C:H6	1.76	0.49
35:BB:185:ILE:HA	35:BB:199:TYR:O	2.13	0.49
35:BB:27:LYS:O	35:BB:194:PRO:HG2	2.12	0.49
38:BE:20:GLN:O	38:BE:22:GLY:N	2.45	0.49
39:BF:75:LEU:O	39:BF:79:LEU:HG	2.12	0.49
57:BZ:145:ASP:O	57:BZ:148:LEU:HB3	2.12	0.49
57:BZ:631:ILE:HA	57:BZ:645:ALA:HB2	1.93	0.49
24:C0:46:LYS:HD2	24:C0:78:TYR:CZ	2.48	0.49
27:C3:3:ARG:HB3	27:C3:59:VAL:HG23	1.95	0.49
1:CA:1057:A:O2'	1:CA:1058:G:OP1	2.27	0.49
1:CA:110:G:C2	1:CA:111:A:C8	3.00	0.49
1:CA:1448:G:H4'	1:CA:1542:A:OP1	2.13	0.49
1:CA:1792:G:O2'	1:CA:1830:C:OP1	2.28	0.49
1:CA:226:G:H21	1:CA:228:A:H62	1.60	0.49
1:CA:2274:A:C5	1:CA:2276:G:C8	3.00	0.49
1:CA:465:G:H2'	1:CA:466:A:C8	2.47	0.49
6:CF:125:LEU:HD11	6:CF:199:TRP:CD2	2.48	0.49
11:CN:36:GLY:HA3	11:CN:49:GLY:HA2	1.94	0.49
14:CQ:116:GLU:O	14:CQ:120:ILE:HG13	2.12	0.49
35:DB:19:HIS:CG	35:DB:20:GLU:N	2.81	0.49
36:DC:40:ARG:NH2	36:DC:55:VAL:O	2.45	0.49
1:AA:1751:G:O2'	1:AA:1752:G:H5'	2.12	0.49
1:AA:2806:G:N2	1:AA:2815:C:H1'	2.28	0.49
1:AA:74:G:H4'	26:A2:55:ARG:NH1	2.28	0.49
2:AB:57:A:N3	7:AG:29:TRP:HB3	2.28	0.49
6:AF:178:PRO:HB3	6:AF:198:ALA:HB1	1.94	0.49
10:AL:105:LEU:HD23	10:AL:124:ALA:HB2	1.95	0.49
34:BA:1154:G:H2'	34:BA:1155:G:H8	1.76	0.49
34:BA:158:G:H2'	34:BA:159:G:C8	2.48	0.49
34:BA:195:A:C6	34:BA:196:A:N1	2.81	0.49
34:BA:427:U:OP2	37:BD:36:ARG:NH1	2.46	0.49
34:BA:986:A:H1'	52:BS:54:GLY:O	2.12	0.49

Continued on next page...

Continued from previous page...

Atom-1	Atom-2	Interatomic distance (Å)	Clash overlap (Å)
39:BF:100:ASN:HB2	51:BR:27:GLY:O	2.13	0.49
52:BS:65:ASN:HD22	52:BS:66:MET:N	2.10	0.49
57:BZ:188:TYR:CB	57:BZ:267:LYS:HE3	2.43	0.49
57:BZ:481:VAL:HG23	57:BZ:483:TYR:CE2	2.48	0.49
57:BZ:609:GLU:OE1	57:BZ:637:ARG:NH2	2.46	0.49
1:CA:1019:U:O2'	1:CA:1021:A:H2	1.94	0.49
1:CA:1536:C:H6	1:CA:1536:C:P	2.36	0.49
1:CA:207:A:H2'	1:CA:208:C:O4'	2.12	0.49
6:CF:154:VAL:HG22	6:CF:191:ARG:HB2	1.95	0.49
1:CA:335:C:H4'	22:CY:73:ARG:CZ	2.43	0.49
14:CQ:52:VAL:HG22	23:CZ:183:LEU:HD11	1.95	0.49
23:CZ:45:ASP:O	23:CZ:49:ARG:HG3	2.13	0.49
35:DB:30:ARG:HG3	35:DB:31:TYR:CD1	2.47	0.49
38:DE:122:GLU:O	38:DE:126:ARG:NH1	2.46	0.49
48:DO:33:THR:HA	48:DO:63:ARG:HH11	1.77	0.49
49:DP:39:TYR:CD1	49:DP:73:LEU:HD13	2.48	0.49
34:DA:719:C:O2'	51:DR:49:LYS:HB3	2.12	0.49
27:A3:18:ASP:HB2	27:A3:49:LYS:HE3	1.95	0.49
30:A6:30:THR:HG22	30:A6:30:THR:O	2.12	0.49
1:AA:793:A:H2'	1:AA:2624:C:H5''	1.95	0.49
1:AA:697:C:N4	1:AA:698:G:O6	2.46	0.49
1:AA:2143:G:C1'	3:AC:168:LYS:CD	2.91	0.49
1:AA:1857:G:H4'	4:AD:242:ARG:CZ	2.43	0.49
34:BA:509:A:H3'	34:BA:509:A:C8	2.48	0.49
37:BD:64:LEU:HD13	37:BD:198:VAL:HG21	1.94	0.49
41:BH:87:SER:HA	41:BH:93:VAL:HG23	1.94	0.49
46:BM:89:GLY:O	46:BM:93:ARG:HG3	2.11	0.49
58:BX:3:004:CG1	58:BX:4:PRO:HD2	2.42	0.49
1:CA:2334:G:O6	24:C0:74:ARG:NH2	2.46	0.49
27:C3:8:LEU:HD13	27:C3:31:LEU:HA	1.95	0.49
1:CA:1471:A:C8	1:CA:1471:A:H5''	2.48	0.49
1:CA:1848:A:H2'	1:CA:1849:G:O4'	2.12	0.49
1:CA:2176:A:H4'	3:CC:45:HIS:HD2	1.68	0.49
1:CA:2576:G:H1'	63:CA:3996:HOH:O	2.13	0.49
6:CF:161:GLU:O	6:CF:165:ARG:HB2	2.13	0.49
7:CG:38:VAL:HA	7:CG:93:THR:HA	1.95	0.49
7:CG:37:VAL:O	7:CG:94:LEU:N	2.46	0.49
13:CP:42:SER:O	63:CP:302:HOH:O	2.20	0.49
23:CZ:99:TYR:HA	23:CZ:124:ILE:O	2.13	0.49
23:CZ:5:LEU:HD22	23:CZ:6:LYS:O	2.13	0.49
34:DA:1063:C:OP2	34:DA:1064:G:O2'	2.23	0.49

Continued on next page...

Continued from previous page...

Atom-1	Atom-2	Interatomic distance (Å)	Clash overlap (Å)
34:DA:46:G:H2'	34:DA:366:C:C5	2.47	0.49
34:DA:435:C:H2'	34:DA:436:C:H6	1.77	0.49
34:DA:692:U:H1'	34:DA:695:A:N7	2.28	0.49
35:DB:19:HIS:HB2	35:DB:204:ASN:ND2	2.28	0.49
34:DA:1298:C:P	40:DG:114:ARG:HH22	2.36	0.49
57:DZ:395:PRO:O	57:DZ:397:VAL:N	2.45	0.49
1:AA:1563:G:H2'	1:AA:1564:C:H6	1.77	0.49
5:AE:70:ALA:O	5:AE:72:VAL:HG23	2.13	0.49
17:AT:39:ARG:HH21	34:BA:345:C:H5	1.61	0.49
1:AA:144:C:H5'	21:AX:2:LYS:HE2	1.95	0.49
34:BA:1008:C:H42	34:BA:1021:G:H1	1.61	0.49
34:BA:159:G:N2	34:BA:161:A:O5'	2.46	0.49
34:BA:340:U:H3	34:BA:349:A:H61	1.60	0.49
34:BA:381:C:H2'	34:BA:382:A:O4'	2.13	0.49
34:BA:417:C:H42	34:BA:426:G:H1	1.61	0.49
34:BA:840:C:H4'	34:BA:841:U:OP1	2.12	0.49
45:BL:52:LEU:O	45:BL:54:LYS:HD2	2.12	0.49
54:BU:3:LYS:HB3	54:BU:14:TRP:CD1	2.48	0.49
58:BX:3:004:C	58:BX:4:PRO:O	2.61	0.49
1:CA:110:G:H2'	1:CA:111:A:H8	1.77	0.49
1:CA:1922:G:H2'	1:CA:1923:U:O4'	2.12	0.49
1:CA:533:G:H5'	18:CU:24:TYR:CD1	2.47	0.49
1:CA:76:C:O3'	26:C2:59:ARG:HG3	2.13	0.49
1:CA:952:G:OP1	14:CQ:16:ARG:NH2	2.40	0.49
10:CL:89:HIS:HB2	10:CL:94:GLU:OE1	2.13	0.49
16:CS:35:ILE:HB	16:CS:53:SER:HB3	1.95	0.49
18:CU:49:HIS:HA	18:CU:52:ARG:HG2	1.95	0.49
34:DA:1189:C:H5''	34:DA:1190:G:OP2	2.13	0.49
34:DA:523:A:C2	45:DL:91:LYS:HB3	2.48	0.49
36:DC:113:ALA:O	36:DC:116:VAL:N	2.36	0.49
49:DP:1:MET:O	49:DP:24:ALA:HB2	2.12	0.49
49:DP:23:ASP:OD1	49:DP:25:ARG:NH1	2.45	0.49
57:DZ:168:ILE:HG23	57:DZ:205:TYR:HE2	1.77	0.49
25:A1:82:LEU:HA	25:A1:85:LEU:HD12	1.94	0.48
1:AA:1671:C:H2'	1:AA:1672:G:O4'	2.13	0.48
1:AA:1737:A:H3'	1:AA:1738:C:H6	1.78	0.48
1:AA:553:A:H2	1:AA:2065:C:C5'	2.26	0.48
1:AA:922:G:H1	1:AA:948:C:H42	1.61	0.48
3:AC:42:VAL:HA	3:AC:216:THR:O	2.13	0.48
1:AA:2331:G:H22	16:AS:3:ARG:HG2	1.77	0.48
34:BA:1138:G:C6	34:BA:1140:C:H1'	2.47	0.48

Continued on next page...

Continued from previous page...

Atom-1	Atom-2	Interatomic distance (Å)	Clash overlap (Å)
34:BA:978:A:O2'	34:BA:1322:C:N3	2.44	0.48
37:BD:65:ARG:HG3	37:BD:70:ILE:CG2	2.43	0.48
1:CA:111:A:C2	1:CA:112:U:C2	3.01	0.48
1:CA:180:G:OP1	31:C7:32:LYS:HE3	2.12	0.48
1:CA:813:U:H2'	1:CA:814:C:C6	2.48	0.48
5:CE:101:ARG:NH1	5:CE:169:ASN:O	2.44	0.48
5:CE:35:GLN:HG2	5:CE:36:ARG:H	1.78	0.48
8:CH:40:GLU:OE1	8:CH:60:ARG:NH1	2.46	0.48
10:CL:81:ALA:HB3	10:CL:99:ILE:HD11	1.96	0.48
1:CA:2393:A:H5'	13:CP:63:PRO:HB3	1.94	0.48
21:CX:84:ALA:O	21:CX:87:GLN:HB2	2.12	0.48
34:DA:1259:C:N4	34:DA:1260:C:O2	2.46	0.48
34:DA:1298:C:OP2	40:DG:114:ARG:NH2	2.37	0.48
42:DI:114:TYR:H	42:DI:114:TYR:HD2	1.60	0.48
42:DI:4:TYR:HB2	42:DI:19:LEU:HD12	1.95	0.48
44:DK:17:GLY:O	44:DK:80:VAL:HA	2.13	0.48
57:DZ:255:ILE:HG12	57:DZ:256:THR:N	2.27	0.48
57:DZ:78:ARG:NH1	57:DZ:357:ARG:CZ	2.76	0.48
57:DZ:138:LYS:HG2	62:DZ:703:GDP:C6	2.48	0.48
29:A5:16:ARG:HG2	29:A5:16:ARG:HH11	1.77	0.48
1:AA:104:C:H2'	1:AA:105:C:H6	1.79	0.48
1:AA:1073:A:C2	1:AA:2500:A:H5'	2.48	0.48
1:AA:1217:G:H3'	1:AA:1218:G:H5'	1.95	0.48
1:AA:196:A:H2'	1:AA:197:C:O4'	2.12	0.48
1:AA:2096:U:H2'	1:AA:2097:U:C6	2.48	0.48
1:AA:2325:C:H4'	7:AG:91:ARG:HG3	1.93	0.48
34:BA:148:G:H2'	34:BA:149:A:C8	2.48	0.48
34:BA:601:C:H2'	34:BA:602:A:H8	1.77	0.48
40:BG:13:GLN:HA	40:BG:13:GLN:HE21	1.78	0.48
57:BZ:302:HIS:O	57:BZ:304:ASP:N	2.43	0.48
57:BZ:363:ARG:NH1	57:BZ:363:ARG:HB3	2.28	0.48
57:BZ:601:ILE:HB	57:BZ:684:GLN:HG3	1.95	0.48
26:C2:64:LEU:HD11	26:C2:68:ARG:NH2	2.26	0.48
26:C2:9:GLN:OE1	26:C2:56:GLN:HG2	2.12	0.48
28:C4:58:ARG:HH12	52:DS:68:GLY:H	1.61	0.48
30:C6:7:ILE:HD13	30:C6:27:LYS:HB3	1.95	0.48
1:CA:2239:G:H5'	4:CD:251:GLY:HA3	1.94	0.48
1:CA:2331:G:O2'	1:CA:2336:A:N1	2.39	0.48
1:CA:271(P):C:H2'	1:CA:271(Q):G:O4'	2.13	0.48
1:CA:586:A:N1	1:CA:809:G:O2'	2.38	0.48
1:CA:693:C:H2'	1:CA:694:U:H6	1.77	0.48

Continued on next page...

Continued from previous page...

Atom-1	Atom-2	Interatomic distance (Å)	Clash overlap (Å)
1:CA:903:C:H2'	1:CA:904:C:C6	2.47	0.48
5:CE:2:LYS:HA	5:CE:84:PHE:CD1	2.48	0.48
11:CN:71:ILE:HG21	11:CN:84:LYS:HB3	1.96	0.48
18:CU:28:ARG:HD3	18:CU:38:THR:OG1	2.13	0.48
34:DA:1022:G:H2'	34:DA:1023:G:H8	1.77	0.48
34:DA:1097:C:H2'	34:DA:1098:C:C6	2.48	0.48
34:DA:1178:G:OP1	42:DI:93:ARG:HD3	2.14	0.48
34:DA:1294:G:H2'	34:DA:1295:G:H8	1.78	0.48
34:DA:1432:G:O6	63:DA:1857:HOH:O	2.17	0.48
34:DA:451:A:N6	34:DA:480:U:H2'	2.26	0.48
34:DA:954:G:H21	34:DA:1227:A:H62	1.59	0.48
37:DD:23:GLY:N	37:DD:26:CYS:SG	2.85	0.48
38:DE:54:ALA:O	38:DE:58:ALA:N	2.45	0.48
39:DF:2:ARG:NH2	48:DO:2:PRO:HD2	2.28	0.48
41:DH:111:ILE:HG23	41:DH:135:CYS:SG	2.53	0.48
34:DA:1318:A:H5''	52:DS:3:ARG:NH2	2.28	0.48
1:AA:604:C:H2'	1:AA:605:G:H8	1.78	0.48
1:AA:811:A:OP1	4:AD:208:LYS:HE3	2.13	0.48
10:AL:127:ILE:HA	10:AL:130:SER:HB3	1.94	0.48
1:AA:2262:G:C6	14:AQ:83:MET:HB3	2.48	0.48
23:AZ:105:VAL:O	23:AZ:141:VAL:HG22	2.13	0.48
23:AZ:111:VAL:O	23:AZ:112:ARG:C	2.51	0.48
34:BA:1513:A:H2'	34:BA:1514:C:C6	2.48	0.48
34:BA:461:A:C5	34:BA:471:G:C6	3.02	0.48
34:BA:604:G:N2	34:BA:635:G:C4	2.82	0.48
34:BA:833:U:H2'	34:BA:834:C:H6	1.78	0.48
37:BD:190:ASP:O	37:BD:193:ASP:HB2	2.13	0.48
38:BE:92:LYS:O	38:BE:118:ILE:HG13	2.12	0.48
44:BK:59:TYR:CE2	44:BK:63:LEU:HD12	2.49	0.48
46:BM:75:ALA:HA	46:BM:78:ILE:HD12	1.95	0.48
49:BP:22:THR:OG1	49:BP:23:ASP:N	2.46	0.48
58:BX:9:MVA:HN2	58:BX:9:MVA:HG13	1.95	0.48
27:C3:52:HIS:CD2	27:C3:53:LEU:HG	2.48	0.48
1:CA:1053:C:O2'	1:CA:1054:A:H5'	2.13	0.48
1:CA:1221(A):C:H42	1:CA:1228:G:H1	1.60	0.48
1:CA:2887:U:H2'	1:CA:2888:C:H6	1.78	0.48
1:CA:601:C:O2'	6:CF:104:LYS:NZ	2.46	0.48
2:CB:114:C:H2'	2:CB:115:G:C8	2.49	0.48
16:CS:64:GLU:H	16:CS:64:GLU:HG3	1.27	0.48
18:CU:62:ILE:HG23	18:CU:76:TYR:CE2	2.48	0.48
34:DA:520:A:C2	34:DA:536:C:H1'	2.48	0.48

Continued on next page...

Continued from previous page...

Atom-1	Atom-2	Interatomic distance (Å)	Clash overlap (Å)
34:DA:665:A:H1'	34:DA:733:A:O4'	2.13	0.48
34:DA:866:C:C4'	34:DA:919:A:H5'	2.43	0.48
34:DA:867:G:H8	34:DA:867:G:OP2	1.95	0.48
57:DZ:111:SER:OG	57:DZ:112:GLN:N	2.46	0.48
1:AA:1067:A:H8	1:AA:1067:A:H3'	1.77	0.48
1:AA:139:A:C8	1:AA:1454:C:O2'	2.67	0.48
1:AA:1525:G:O2'	1:AA:1605:A:C2	2.64	0.48
1:AA:1588:G:H3'	1:AA:1589:A:H2'	1.95	0.48
1:AA:1817:A:H1'	1:AA:1960:A:N6	2.28	0.48
1:AA:2858:G:H3'	17:AT:95:ARG:O	2.12	0.48
6:AF:124:LEU:HD12	6:AF:125:LEU:N	2.27	0.48
10:AL:88:ALA:O	10:AL:90:LYS:N	2.41	0.48
16:AS:25:ARG:NH1	16:AS:42:ASP:OD1	2.45	0.48
17:AT:35:LYS:HG3	17:AT:40:THR:HG22	1.96	0.48
35:BB:60:ASP:O	35:BB:64:ARG:HB2	2.13	0.48
35:BB:8:LYS:N	35:BB:8:LYS:HD3	2.28	0.48
38:BE:122:GLU:OE1	38:BE:131:ILE:HG13	2.14	0.48
39:BF:24:GLU:O	39:BF:28:ARG:N	2.37	0.48
46:BM:14:ARG:NH2	46:BM:16:ASP:OD1	2.40	0.48
57:BZ:16:GLY:O	57:BZ:104:ALA:HA	2.13	0.48
57:BZ:395:PRO:O	57:BZ:397:VAL:N	2.42	0.48
57:BZ:517:LEU:HG	57:BZ:518:PRO:HD2	1.95	0.48
7:CG:109:VAL:HG21	28:C4:14:ILE:HD13	1.94	0.48
1:CA:1803:A:O2'	4:CD:259:THR:HG21	2.13	0.48
1:CA:904:C:H2'	1:CA:905:U:C6	2.49	0.48
3:CC:42:VAL:HA	3:CC:216:THR:O	2.13	0.48
7:CG:39:ILE:HG23	7:CG:157:ILE:HG12	1.96	0.48
10:CL:101:TRP:HD1	10:CL:138:VAL:HG12	1.77	0.48
1:CA:528:A:OP2	11:CN:114:ARG:NH1	2.47	0.48
34:DA:1030(A):G:H21	34:DA:1030(C):G:H3'	1.78	0.48
34:DA:1496:C:H2'	34:DA:1497:G:O4'	2.13	0.48
34:DA:23:C:H5	34:DA:561:U:O4	1.96	0.48
34:DA:683:G:N2	34:DA:707:C:O2	2.41	0.48
47:DN:37:PHE:HB3	47:DN:39:LEU:HD12	1.95	0.48
56:DY:62:C:H2'	56:DY:63:G:C8	2.48	0.48
57:DZ:354:ARG:NH2	57:DZ:378:VAL:HG11	2.28	0.48
57:DZ:622:GLY:HA2	57:DZ:625:ASN:HB2	1.94	0.48
24:A0:24:LYS:O	24:A0:25:ARG:HD3	2.14	0.48
1:AA:123:G:H5''	31:A7:19:ARG:HD3	1.96	0.48
1:AA:1105:G:H1'	10:AL:126:MET:HE3	1.96	0.48
1:AA:1604:C:H5''	1:AA:1605:A:OP2	2.12	0.48

Continued on next page...

Continued from previous page...

Atom-1	Atom-2	Interatomic distance (Å)	Clash overlap (Å)
1:AA:1886:G:C2'	1:AA:1887:G:H5'	2.43	0.48
1:AA:174:U:H4'	1:AA:207:A:H4'	1.96	0.48
1:AA:2555:G:H2'	1:AA:2556:G:C8	2.49	0.48
18:AU:28:ARG:HD3	18:AU:38:THR:OG1	2.13	0.48
22:AY:102:CYS:SG	22:AY:103:GLY:N	2.86	0.48
34:BA:9:G:N2	34:BA:10:A:C4	2.82	0.48
34:BA:892:A:H2'	34:BA:893:C:C6	2.47	0.48
37:BD:194:LEU:HD12	37:BD:195:ALA:H	1.79	0.48
38:BE:93:PRO:HG2	41:BH:105:ARG:HG3	1.95	0.48
57:BZ:630:GLN:HG2	57:BZ:646:PHE:HB2	1.94	0.48
1:CA:322:A:OP2	6:CF:169:ASN:HB2	2.13	0.48
1:CA:815:C:H2'	1:CA:816:C:H6	1.78	0.48
3:CC:184:GLU:O	3:CC:188:ASP:OD2	2.31	0.48
4:CD:133:LEU:HA	4:CD:136:ILE:HD12	1.95	0.48
5:CE:28:ALA:HB3	5:CE:93:VAL:HG13	1.96	0.48
6:CF:37:VAL:HG13	6:CF:184:TYR:CD1	2.48	0.48
6:CF:21:ALA:CB	6:CF:22:ALA:HA	2.43	0.48
10:CL:119:ASP:HB3	10:CL:122:ALA:HB3	1.95	0.48
18:CU:19:LYS:O	18:CU:22:LYS:HG3	2.13	0.48
21:CX:40:LYS:HG3	21:CX:51:VAL:HB	1.95	0.48
34:DA:349:A:O2'	34:DA:350:G:H5'	2.13	0.48
34:DA:954:G:H2'	34:DA:955:U:O4'	2.14	0.48
34:DA:957:U:H2'	34:DA:959:A:OP2	2.14	0.48
36:DC:6:HIS:CD2	36:DC:7:PRO:HD2	2.48	0.48
40:DG:18:TYR:OH	40:DG:58:PRO:HB2	2.13	0.48
43:DJ:51:ARG:HD2	43:DJ:60:ARG:O	2.13	0.48
50:DQ:95:TYR:HA	50:DQ:98:LEU:HD12	1.95	0.48
51:DR:47:THR:HG23	51:DR:49:LYS:HG3	1.95	0.48
24:A0:68:GLU:OE1	24:A0:82:ARG:HD3	2.14	0.48
1:AA:2395:G:O2'	1:AA:2396:G:H5'	2.13	0.48
1:AA:239:G:OP2	32:A8:13:ARG:NH2	2.47	0.48
1:AA:1828:C:H4'	4:AD:257:LEU:O	2.13	0.48
7:AG:110:ALA:HB1	7:AG:140:ILE:CG2	2.34	0.48
1:AA:1272:A:OP1	19:AV:84:LYS:HE2	2.13	0.48
22:AY:5:MET:HG2	22:AY:30:VAL:CG1	2.43	0.48
23:AZ:134:PRO:O	23:AZ:136:PHE:N	2.46	0.48
34:BA:159:G:HO2'	34:BA:161:A:N6	2.11	0.48
34:BA:67:C:O2'	34:BA:171:A:H1'	2.13	0.48
39:BF:62:TRP:CD1	51:BR:35:ARG:NH1	2.82	0.48
41:BH:78:GLN:HB2	41:BH:78:GLN:HE21	1.40	0.48
51:BR:47:THR:O	51:BR:47:THR:OG1	2.22	0.48

Continued on next page...

Continued from previous page...

Atom-1	Atom-2	Interatomic distance (Å)	Clash overlap (Å)
30:C6:6:ARG:NE	30:C6:24:GLU:OE1	2.43	0.48
1:CA:1154:G:O5'	1:CA:1154:G:H8	1.96	0.48
1:CA:1778:U:H2'	1:CA:1784:A:N6	2.28	0.48
1:CA:1857:G:C6	1:CA:1858:G:N1	2.82	0.48
1:CA:746:A:H2'	1:CA:2612:C:H5''	1.96	0.48
1:CA:2703:C:H2'	1:CA:2704:C:H6	1.79	0.48
1:CA:330:A:HO2'	1:CA:331:A:H8	1.59	0.48
1:CA:373:U:H1'	1:CA:423:A:C2	2.49	0.48
12:CO:63:VAL:HG12	12:CO:106:LEU:HD11	1.96	0.48
14:CQ:14:ARG:HG2	14:CQ:41:TRP:CH2	2.44	0.48
14:CQ:59:ARG:HG2	14:CQ:59:ARG:O	2.11	0.48
34:DA:260:G:N2	34:DA:265:G:N7	2.62	0.48
34:DA:269:C:H2'	34:DA:270:A:C8	2.48	0.48
34:DA:32:A:C2	34:DA:33:A:C4	3.01	0.48
34:DA:949:A:H61	34:DA:1232:U:H3	1.62	0.48
38:DE:5:ASP:N	38:DE:5:ASP:OD1	2.47	0.48
51:DR:45:SER:OG	51:DR:46:GLU:N	2.46	0.48
24:A0:25:ARG:HD2	24:A0:29:GLN:NE2	2.28	0.48
25:A1:77:ALA:HB2	25:A1:94:LEU:HD21	1.96	0.48
1:AA:1346:U:H4'	1:AA:1347:A:H5'	1.95	0.48
1:AA:2349:G:OP1	63:AA:4049:HOH:O	2.20	0.48
1:AA:762:G:C2	48:BO:56:LEU:HD21	2.49	0.48
34:BA:158:G:H2'	34:BA:159:G:H8	1.79	0.48
45:BL:32:PHE:HB3	45:BL:84:LEU:HD11	1.96	0.48
49:BP:1:MET:HE3	49:BP:3:LYS:HE3	1.94	0.48
56:BW:44:G:C2'	56:BW:45:U:H5'	2.44	0.48
1:CA:2120:G:H22	3:CC:169:THR:HG23	1.79	0.48
3:CC:17:PRO:HG2	3:CC:18:ASN:H	1.79	0.48
2:CB:42:C:O2'	7:CG:67:LYS:O	2.19	0.48
20:CW:29:LEU:HD11	20:CW:33:ARG:HE	1.79	0.48
20:CW:4:LYS:O	20:CW:57:ASN:ND2	2.45	0.48
34:DA:1129:C:H2'	34:DA:1139:G:N7	2.28	0.48
34:DA:1466:C:H2'	34:DA:1467:G:O4'	2.13	0.48
34:DA:1508:G:H2'	34:DA:1509:C:H6	1.78	0.48
34:DA:490:G:H2'	34:DA:491:G:H8	1.77	0.48
34:DA:73:G:C6	34:DA:97:G:C6	3.02	0.48
37:DD:163:GLU:HG3	37:DD:166:LYS:HE3	1.96	0.48
39:DF:91:VAL:HG13	51:DR:72:ARG:HH22	1.77	0.48
41:DH:82:HIS:NE2	41:DH:84:ARG:HG2	2.29	0.48
47:DN:29:ARG:NH1	47:DN:42:ILE:HD11	2.28	0.48
56:DY:69:G:H2'	56:DY:70:G:O4'	2.14	0.48

Continued on next page...

Continued from previous page...

Atom-1	Atom-2	Interatomic distance (Å)	Clash overlap (Å)
57:DZ:120:THR:HG22	57:DZ:123:ARG:HH22	1.77	0.48
57:DZ:505:GLY:HA2	57:DZ:576:ASP:HA	1.96	0.48
24:A0:43:THR:HG23	24:A0:43:THR:O	2.13	0.48
1:AA:199:C:OP2	31:A7:29:LYS:NZ	2.45	0.48
1:AA:1973:U:O4	63:AA:4751:HOH:O	2.18	0.48
1:AA:2299:A:N1	1:AA:2358:A:N7	2.62	0.48
1:AA:2388:A:H2'	1:AA:2389:A:O4'	2.14	0.48
7:AG:126:ASP:CG	7:AG:130:ASN:HD22	2.17	0.48
9:AK:43:ALA:O	9:AK:47:ASN:N	2.28	0.48
16:AS:3:ARG:HD3	16:AS:4:LEU:N	2.29	0.48
19:AV:52:VAL:HG22	19:AV:55:ALA:HB3	1.96	0.48
34:BA:370:C:H2'	34:BA:371:G:O4'	2.14	0.48
34:BA:569:C:H42	34:BA:881:G:H1	1.62	0.48
34:BA:941:G:C2	34:BA:942:G:H1'	2.49	0.48
35:BB:194:PRO:O	35:BB:196:LEU:N	2.47	0.48
41:BH:112:LEU:CD1	41:BH:114:THR:HG23	2.44	0.48
34:BA:1343:G:O2'	42:BI:121:ARG:HD3	2.14	0.48
46:BM:34:LEU:HD13	46:BM:41:PRO:HA	1.96	0.48
48:BO:62:GLN:O	48:BO:65:ARG:N	2.47	0.48
51:BR:59:SER:H	51:BR:62:GLU:HB2	1.79	0.48
57:BZ:191:ASP:OD1	57:BZ:267:LYS:NZ	2.47	0.48
1:CA:1053:C:C6	1:CA:1053:C:C4'	2.96	0.48
1:CA:1106:G:N1	1:CA:1107:G:N7	2.61	0.48
1:CA:2103:C:H1'	1:CA:2187:G:N2	2.29	0.48
1:CA:2324:C:H5''	1:CA:2325:G:H5'	1.96	0.48
1:CA:656:G:H2'	1:CA:657:U:C6	2.49	0.48
1:CA:906:G:OP1	14:CQ:26:TYR:OH	2.31	0.48
5:CE:73:GLU:H	5:CE:73:GLU:CD	2.12	0.48
7:CG:7:LEU:HD23	7:CG:100:TRP:CE3	2.49	0.48
7:CG:19:LEU:HG	7:CG:175:LEU:HD22	1.96	0.48
11:CN:23:LEU:HD12	11:CN:99:LEU:HD23	1.94	0.48
15:CR:30:THR:HG22	15:CR:31:HIS:CD2	2.49	0.48
12:CO:78:ARG:HG2	17:CT:73:GLU:HB2	1.95	0.48
20:CW:59:VAL:HG12	20:CW:60:ASN:ND2	2.29	0.48
23:CZ:22:GLY:O	23:CZ:41:LEU:HB2	2.14	0.48
34:DA:833:U:H2'	34:DA:834:C:H6	1.79	0.48
37:DD:5:ILE:O	37:DD:5:ILE:HG23	2.14	0.48
39:DF:72:VAL:HG23	39:DF:90:VAL:HG11	1.96	0.48
40:DG:71:PRO:HG3	40:DG:103:TRP:HH2	1.79	0.48
41:DH:12:ARG:HH12	41:DH:27:PRO:HD2	1.78	0.48
1:AA:1243:U:H2'	1:AA:1244:U:C6	2.49	0.48

Continued on next page...

Continued from previous page...

Atom-1	Atom-2	Interatomic distance (Å)	Clash overlap (Å)
1:AA:1781:G:O2'	1:AA:2870:A:N1	2.39	0.48
6:AF:181:LEU:HD11	6:AF:186:ILE:HD11	1.96	0.48
34:BA:104:G:C2	34:BA:105:G:C8	3.02	0.48
34:BA:1095:U:H2'	34:BA:1096:C:O4'	2.13	0.48
34:BA:200:G:H1	34:BA:217:C:H42	1.62	0.48
34:BA:502:G:C6	34:BA:503:C:C4	3.02	0.48
34:BA:831:U:O2'	34:BA:832:C:H5'	2.14	0.48
35:BB:19:HIS:NE2	35:BB:20:GLU:OE1	2.47	0.48
40:BG:78:ARG:NH1	40:BG:80:VAL:HG23	2.29	0.48
41:BH:56:LYS:HB2	41:BH:58:TYR:CE1	2.48	0.48
56:BY:57:G:H2'	56:BY:58:A:H5'	1.95	0.48
57:BZ:324:ARG:HH11	57:BZ:324:ARG:HG3	1.79	0.48
57:BZ:511:LYS:HD2	57:BZ:569:ASP:HB3	1.96	0.48
30:C6:13:CYS:SG	30:C6:47:THR:HG21	2.54	0.48
1:CA:118:A:C8	1:CA:119:A:C8	3.02	0.48
1:CA:2120:G:H2'	3:CC:168:LYS:HZ1	1.78	0.48
1:CA:2663:G:C6	1:CA:2664:G:C4	3.02	0.48
1:CA:453:C:OP1	63:CA:4583:HOH:O	2.19	0.48
1:CA:533:G:H5'	18:CU:24:TYR:CE1	2.49	0.48
7:CG:101:ILE:HG22	7:CG:105:LYS:HE2	1.96	0.48
7:CG:16:ARG:NH2	7:CG:28:VAL:HG12	2.28	0.48
14:CQ:32:TYR:HE1	14:CQ:133:ARG:HB2	1.79	0.48
15:CR:28:LEU:HD22	15:CR:28:LEU:O	2.13	0.48
34:DA:1065:U:H5''	34:DA:1190:G:H22	1.78	0.48
34:DA:1117:G:H21	34:DA:1180:A:H1'	1.79	0.48
34:DA:1201:A:H4'	34:DA:1202:G:O5'	2.14	0.48
34:DA:1513:A:H2'	34:DA:1514:C:C6	2.49	0.48
34:DA:186:C:H2'	34:DA:187:C:C6	2.46	0.48
34:DA:191:G:N3	53:DT:103:GLY:HA2	2.29	0.48
34:DA:620:C:C2	37:DD:135:LEU:HG	2.49	0.48
40:DG:18:TYR:CE2	40:DG:59:LEU:HB2	2.48	0.48
57:DZ:163:VAL:HG11	57:DZ:212:TYR:CD1	2.48	0.48
1:AA:1273:G:OP1	18:AU:13:LYS:NZ	2.41	0.48
1:AA:2662:U:H2'	1:AA:2663:C:C6	2.49	0.48
1:AA:269:G:N7	1:AA:270:C:N4	2.61	0.48
3:AC:184:GLU:O	3:AC:188:ASP:OD2	2.31	0.48
7:AG:109:VAL:C	7:AG:112:PRO:HD2	2.34	0.48
12:AO:64:ARG:HB2	12:AO:83:ALA:HB3	1.96	0.48
13:AP:113:LYS:HD3	13:AP:115:LEU:HD21	1.96	0.48
15:AR:96:ARG:NH1	15:AR:115:GLU:OE1	2.46	0.48
17:AT:7:ILE:O	17:AT:11:GLU:HG3	2.14	0.48

Continued on next page...

Continued from previous page...

Atom-1	Atom-2	Interatomic distance (Å)	Clash overlap (Å)
23:AZ:30:ASN:O	23:AZ:32:HIS:N	2.47	0.48
23:AZ:70:LEU:HG	23:AZ:91:LEU:HD21	1.96	0.48
34:BA:200:G:N2	34:BA:218:C:C2	2.81	0.48
34:BA:200:G:N2	34:BA:218:C:O2	2.47	0.48
34:BA:620:C:H2'	34:BA:621:A:O4'	2.13	0.48
37:BD:57:ARG:HB3	37:BD:206:PHE:HB2	1.96	0.48
40:BG:16:LEU:HD11	42:BI:45:ALA:HB2	1.95	0.48
34:BA:1340:A:O2'	56:BW:31:A:O3'	2.31	0.48
57:BZ:340:TYR:CE2	57:BZ:351:ARG:HD3	2.49	0.48
1:CA:1803:A:H4'	4:CD:259:THR:HG23	1.95	0.48
1:CA:2360:A:H2'	1:CA:2361:A:O4'	2.12	0.48
1:CA:2363:C:O2	24:C0:39:ARG:NH2	2.45	0.48
1:CA:2590:A:H2'	1:CA:2591:C:H6	1.78	0.48
1:CA:461:C:O2'	1:CA:462:C:H5'	2.14	0.48
1:CA:704:G:H1'	1:CA:726:G:N2	2.29	0.48
1:CA:848:G:N3	1:CA:933:A:H1'	2.29	0.48
11:CN:33:LEU:HD13	11:CN:38:HIS:HE2	1.79	0.48
12:CO:24:VAL:HB	12:CO:33:ALA:HB2	1.95	0.48
13:CP:87:ASP:HB3	13:CP:105:LEU:HD13	1.96	0.48
34:DA:865:A:H5'	34:DA:1078:U:O4	2.13	0.48
34:DA:1107:C:C4	34:DA:1108:G:C8	3.02	0.48
35:DB:118:LEU:HD21	35:DB:138:LEU:HD13	1.95	0.48
35:DB:167:PRO:HD3	35:DB:187:LEU:O	2.13	0.48
34:DA:1187:G:P	42:DI:113:LYS:HZ1	2.37	0.48
49:DP:52:ASP:OD1	49:DP:55:ARG:HG2	2.14	0.48
52:DS:63:THR:HG22	52:DS:66:MET:SD	2.54	0.48
56:DW:5:G:H1	56:DW:68:C:N4	2.12	0.48
57:DZ:129:LYS:HB3	57:DZ:129:LYS:HZ2	1.78	0.48
57:DZ:519:ARG:HA	57:DZ:562:ASP:HB3	1.96	0.48
1:AA:469:A:H1'	1:AA:1246:C:O4'	2.14	0.47
1:AA:773:G:O2'	1:AA:774:A:OP2	2.28	0.47
1:AA:1185:C:O3'	11:AN:25:ARG:NH1	2.47	0.47
14:AQ:43:THR:HG22	14:AQ:94:VAL:HG12	1.95	0.47
15:AR:118:GLU:CD	15:AR:118:GLU:H	2.17	0.47
20:AW:79:GLY:CA	20:AW:100:THR:HG22	2.44	0.47
34:BA:1349:A:H2'	34:BA:1350:A:C8	2.49	0.47
34:BA:396:G:O2'	34:BA:398:C:OP1	2.28	0.47
34:BA:472:A:OP1	49:BP:75:ARG:NH1	2.47	0.47
34:BA:677:U:H3	34:BA:713:G:H22	1.61	0.47
38:BE:50:GLU:HA	38:BE:50:GLU:OE1	2.13	0.47
42:BI:4:TYR:HB2	42:BI:19:LEU:HB2	1.95	0.47

Continued on next page...

Continued from previous page...

Atom-1	Atom-2	Interatomic distance (Å)	Clash overlap (Å)
53:BT:92:LEU:HA	53:BT:92:LEU:HD23	1.59	0.47
58:BX:8:2R3:H62	58:BX:9:MVA:HN1	1.55	0.47
57:BZ:606:MET:HG2	57:BZ:649:LEU:HB2	1.96	0.47
1:CA:2282:G:H4'	1:CA:2389:G:O2'	2.14	0.47
1:CA:271(J):C:O2'	1:CA:271(K):U:OP2	2.24	0.47
1:CA:527:C:H3'	63:CA:4143:HOH:O	2.13	0.47
1:CA:864:G:H2'	1:CA:865:C:C6	2.49	0.47
17:CT:107:ASP:HA	17:CT:110:ILE:HD12	1.96	0.47
34:DA:1014:A:H1'	52:DS:34:TRP:HB2	1.96	0.47
34:DA:102:G:H2'	34:DA:103:C:H6	1.78	0.47
34:DA:1062:U:H2'	34:DA:1063:C:C6	2.49	0.47
34:DA:1095:U:P	34:DA:1108:G:H1	2.36	0.47
34:DA:1318:A:O2'	52:DS:37:ARG:HB3	2.14	0.47
34:DA:195:A:C6	34:DA:196:A:N1	2.82	0.47
34:DA:390:C:H2'	34:DA:391:G:C8	2.49	0.47
49:DP:25:ARG:NH1	49:DP:25:ARG:HB2	2.26	0.47
49:DP:49:LEU:HD12	49:DP:50:LYS:N	2.29	0.47
49:DP:55:ARG:HD2	49:DP:55:ARG:HA	1.49	0.47
52:DS:53:ASN:O	52:DS:77:THR:OG1	2.31	0.47
57:DZ:97:SER:HA	57:DZ:100:VAL:HG12	1.95	0.47
25:A1:72:GLU:OE1	25:A1:76:ARG:NH2	2.48	0.47
1:AA:1053:C:OP2	63:AA:4602:HOH:O	2.20	0.47
1:AA:354:A:H2	1:AA:1255:A:HO2'	1.57	0.47
1:AA:1764:G:C5	1:AA:1765:U:C5	3.02	0.47
1:AA:2701:U:H4'	1:AA:2702:C:OP2	2.14	0.47
8:AH:78:GLY:O	8:AH:136:ILE:HG22	2.14	0.47
14:AQ:2:LEU:HG	14:AQ:69:PHE:CE2	2.48	0.47
16:AS:39:ILE:HD11	16:AS:110:LEU:HD21	1.96	0.47
21:AX:60:ARG:NH2	31:A7:47:ARG:HH22	2.12	0.47
34:BA:1142:G:H2'	34:BA:1143:G:O4'	2.14	0.47
34:BA:136:C:H42	34:BA:227:G:H1	1.62	0.47
34:BA:519:C:H2'	34:BA:520:A:O4'	2.14	0.47
36:BC:157:ILE:HD13	36:BC:164:ARG:HB3	1.96	0.47
38:BE:48:ALA:C	38:BE:50:GLU:H	2.17	0.47
39:BF:2:ARG:CZ	39:BF:69:GLU:HG2	2.44	0.47
45:BL:5:PRO:HG2	45:BL:10:LEU:HD21	1.96	0.47
50:BQ:55:ASP:O	50:BQ:57:VAL:HG13	2.13	0.47
56:BW:1:G:H2'	56:BW:2:C:H6	1.79	0.47
56:BY:58:A:O2'	56:BY:60:U:H5	1.98	0.47
7:CG:61:ALA:HB1	28:C4:7:PRO:HG2	1.96	0.47
1:CA:1107:G:H5''	1:CA:1107:G:H8	1.69	0.47

Continued on next page...

Continued from previous page...

Atom-1	Atom-2	Interatomic distance (Å)	Clash overlap (Å)
14:CQ:32:TYR:CE1	14:CQ:133:ARG:HB2	2.49	0.47
15:CR:104:ARG:HG3	15:CR:111:LEU:HD21	1.97	0.47
1:CA:1252:G:N3	18:CU:33:ARG:HG2	2.29	0.47
20:CW:12:ILE:CD1	20:CW:42:ARG:HD3	2.43	0.47
34:DA:380:G:C2	34:DA:384:G:C6	3.02	0.47
34:DA:487:A:H2'	34:DA:488:C:O4'	2.14	0.47
34:DA:491:G:H2'	34:DA:492:G:O4'	2.14	0.47
37:DD:98:GLU:C	37:DD:100:ARG:H	2.17	0.47
39:DF:37:VAL:HA	39:DF:65:VAL:HG12	1.95	0.47
52:DS:33:THR:HG21	52:DS:71:LEU:HD21	1.96	0.47
56:DW:50:U:H2'	56:DW:51:U:C6	2.49	0.47
56:DY:30:G:H2'	56:DY:31:A:H8	1.79	0.47
57:DZ:355:LEU:HG	57:DZ:369:LEU:CD2	2.44	0.47
57:DZ:519:ARG:HH21	57:DZ:519:ARG:HB2	1.79	0.47
57:DZ:617:MET:O	57:DZ:621:ILE:HG13	2.14	0.47
28:A4:13:ARG:HB2	28:A4:30:GLU:HG2	1.96	0.47
1:AA:1102:G:H21	1:AA:1149:A:H62	1.61	0.47
1:AA:2308:U:OP2	16:AS:9:ARG:NH2	2.43	0.47
1:AA:638:U:H4'	1:AA:639:G:H5'	1.96	0.47
3:AC:30:VAL:CG2	3:AC:31:LYS:H	2.27	0.47
34:BA:1250:A:C2	34:BA:1370:G:H1'	2.48	0.47
34:BA:28:G:O2'	34:BA:296:U:OP1	2.17	0.47
34:BA:803:G:H2'	34:BA:804:U:O4'	2.14	0.47
34:BA:936:C:H2'	34:BA:937:A:O4'	2.14	0.47
35:BB:156:LYS:HE2	35:BB:156:LYS:O	2.14	0.47
34:BA:1191:A:H5''	36:BC:4:LYS:NZ	2.28	0.47
37:BD:108:LEU:HB3	37:BD:110:PHE:CE1	2.49	0.47
40:BG:62:PHE:HA	40:BG:124:LEU:HD22	1.95	0.47
42:BI:18:PHE:O	42:BI:61:ALA:HA	2.14	0.47
48:BO:32:LEU:O	48:BO:35:ARG:N	2.47	0.47
50:BQ:60:ILE:HG12	50:BQ:61:GLU:N	2.28	0.47
51:BR:51:LEU:CD2	51:BR:52:PRO:HD2	2.44	0.47
57:BZ:115:GLU:C	57:BZ:156:ARG:HH22	2.17	0.47
57:BZ:357:ARG:HD2	57:BZ:366:VAL:HG11	1.96	0.47
57:BZ:87:HIS:O	57:BZ:89:ASP:N	2.46	0.47
27:C3:7:LYS:HB3	27:C3:55:ARG:HB3	1.96	0.47
29:C5:16:ARG:O	29:C5:20:ARG:HD2	2.13	0.47
31:C7:24:THR:O	31:C7:28:ARG:HG3	2.14	0.47
1:CA:144:C:H2'	1:CA:145:G:C8	2.49	0.47
1:CA:2136:C:H1'	1:CA:2137:C:H5'	1.96	0.47
2:CB:16:G:H1	2:CB:68:C:N4	2.07	0.47

Continued on next page...

Continued from previous page...

Atom-1	Atom-2	Interatomic distance (Å)	Clash overlap (Å)
3:CC:68:GLY:N	3:CC:189:ASN:ND2	2.62	0.47
5:CE:175:VAL:O	5:CE:177:PRO:HD3	2.15	0.47
13:CP:122:PRO:O	13:CP:123:LEU:HD23	2.15	0.47
22:CY:68:HIS:CE1	22:CY:70:SER:HB3	2.50	0.47
34:DA:1117:G:H5'	34:DA:1118:C:OP2	2.14	0.47
37:DD:165:MET:SD	37:DD:168:ARG:NH1	2.81	0.47
49:DP:19:ILE:N	49:DP:37:GLY:O	2.46	0.47
56:DW:37:MIA:H132	56:DW:38:A:C2	2.49	0.47
57:DZ:304:ASP:HA	57:DZ:305:PRO:HD2	1.75	0.47
57:DZ:638:GLY:C	57:DZ:640:ALA:HB3	2.34	0.47
26:A2:41:ILE:HG13	26:A2:43:GLN:HG3	1.96	0.47
1:AA:1154:U:H1'	1:AA:1155:C:OP1	2.14	0.47
1:AA:671:A:H2'	1:AA:672:G:O4'	2.13	0.47
1:AA:2317:A:H5''	7:AG:134:GLY:HA3	1.94	0.47
20:AW:86:LEU:HB2	20:AW:96:ILE:HD12	1.97	0.47
34:BA:1519:A:N7	34:BA:1520:G:H1'	2.30	0.47
34:BA:257:G:H2'	34:BA:258:G:O4'	2.14	0.47
34:BA:946:A:C2	34:BA:1236:A:C2	3.02	0.47
35:BB:28:PHE:CD1	35:BB:190:THR:HA	2.49	0.47
47:BN:37:PHE:CE1	47:BN:53:LEU:HD13	2.49	0.47
34:BA:1014:A:H4'	52:BS:14:HIS:CE1	2.49	0.47
58:BX:3:004:HG1	58:BX:4:PRO:HD2	1.95	0.47
1:CA:1149:G:H2'	1:CA:1150:C:C6	2.48	0.47
1:CA:1179:C:H2'	1:CA:1180:C:C6	2.48	0.47
1:CA:1539:G:H2'	1:CA:1540:U:O4'	2.15	0.47
4:CD:71:ASP:HB2	4:CD:103:ARG:NH2	2.29	0.47
4:CD:172:TYR:CD1	4:CD:186:HIS:HA	2.50	0.47
6:CF:64:ILE:HG23	6:CF:76:GLY:O	2.15	0.47
34:DA:1000:U:O4	34:DA:1001:A:N6	2.46	0.47
34:DA:1344:C:H5''	42:DI:120:ARG:HB3	1.96	0.47
34:DA:921:U:H2'	34:DA:922:G:O4'	2.14	0.47
36:DC:18:TRP:CD1	47:DN:54:PRO:HA	2.50	0.47
38:DE:36:ASP:O	38:DE:38:GLN:N	2.46	0.47
39:DF:61:LEU:HB3	39:DF:63:TYR:HE1	1.79	0.47
34:DA:1187:G:H4'	42:DI:111:ARG:NH1	2.29	0.47
30:A6:40:CYS:SG	30:A6:42:TRP:HB2	2.55	0.47
1:AA:1079:U:OP1	33:A9:9:ARG:NH2	2.48	0.47
1:AA:416:G:N1	13:AP:70:GLN:HG3	2.29	0.47
6:AF:167:ALA:HB1	6:AF:173:VAL:HG11	1.97	0.47
21:AX:60:ARG:HH22	31:A7:47:ARG:HH22	1.63	0.47
34:BA:1112:C:C2	36:BC:178:LEU:HB2	2.50	0.47

Continued on next page...

Continued from previous page...

Atom-1	Atom-2	Interatomic distance (Å)	Clash overlap (Å)
34:BA:1260:C:O5'	34:BA:1284:C:H4'	2.14	0.47
34:BA:1328:C:O2'	46:BM:29:ARG:NH2	2.47	0.47
35:BB:183:PRO:HA	35:BB:198:ASP:OD2	2.13	0.47
38:BE:137:GLU:HA	38:BE:140:ARG:HB3	1.96	0.47
34:BA:1329:A:H5'	46:BM:29:ARG:NE	2.29	0.47
49:BP:27:LYS:H	49:BP:27:LYS:HG2	1.37	0.47
30:C6:26:ASN:O	30:C6:29:ASN:N	2.47	0.47
1:CA:1106:G:N1	1:CA:1107:G:C8	2.81	0.47
1:CA:1462:C:H4'	1:CA:2703:C:H5'	1.97	0.47
1:CA:1652:A:OP1	15:CR:8:ARG:NH1	2.35	0.47
1:CA:2299:G:N1	1:CA:2318:G:N7	2.62	0.47
1:CA:2590:A:H2'	1:CA:2591:C:C6	2.50	0.47
1:CA:272(B):G:H2'	1:CA:272(C):G:C8	2.48	0.47
1:CA:2836:U:H2'	1:CA:2837:G:C8	2.49	0.47
1:CA:523:C:H4'	1:CA:540:C:O2	2.14	0.47
1:CA:589:C:H2'	1:CA:590:A:C8	2.49	0.47
6:CF:140:LEU:HA	6:CF:140:LEU:HD13	1.74	0.47
15:CR:72:ASP:O	15:CR:76:VAL:HG23	2.14	0.47
16:CS:3:ARG:HE	16:CS:3:ARG:HA	1.79	0.47
5:CE:13:ARG:O	17:CT:57:PHE:HE2	1.96	0.47
19:CV:76:LYS:HB2	19:CV:81:TYR:HB3	1.96	0.47
34:DA:242:C:H2'	34:DA:243:A:H5'	1.96	0.47
34:DA:259:G:H2'	34:DA:260:G:O4'	2.15	0.47
34:DA:298:A:H2'	34:DA:299:G:O4'	2.15	0.47
39:DF:87:ARG:HH11	39:DF:87:ARG:CG	2.28	0.47
46:DM:91:ARG:HH21	46:DM:100:GLY:HA2	1.78	0.47
56:DW:40:C:O2'	56:DY:36:A:OP1	2.18	0.47
1:AA:1074:A:N6	1:AA:1171:G:H2'	2.29	0.47
1:AA:2623:U:H6	1:AA:2623:U:H5'	1.80	0.47
1:AA:344:A:O2'	1:AA:346:A:H8	1.97	0.47
3:AC:68:GLY:N	3:AC:189:ASN:ND2	2.62	0.47
5:AE:116:VAL:HG13	5:AE:122:PHE:CG	2.49	0.47
6:AF:31:HIS:NE2	6:AF:35:GLU:OE2	2.47	0.47
7:AG:96:ARG:H	7:AG:99:MET:HE2	1.79	0.47
13:AP:121:LYS:O	13:AP:123:LEU:N	2.47	0.47
23:AZ:150:LEU:HD13	23:AZ:154:ASP:OD1	2.14	0.47
34:BA:1114:C:H42	34:BA:1186:G:H1	1.61	0.47
34:BA:325:A:H2'	34:BA:326:G:O4'	2.14	0.47
34:BA:585:G:O2'	34:BA:879:C:H5''	2.15	0.47
49:BP:14:ASN:N	49:BP:15:PRO:HD3	2.29	0.47
56:BW:75:C:H2'	56:BW:76:A:C2	2.50	0.47

Continued on next page...

Continued from previous page...

Atom-1	Atom-2	Interatomic distance (Å)	Clash overlap (Å)
57:BZ:481:VAL:HG23	57:BZ:483:TYR:CD2	2.50	0.47
33:C9:29:ASN:HD22	33:C9:32:HIS:CE1	2.32	0.47
1:CA:127:A:H5'	1:CA:128:C:C6	2.50	0.47
1:CA:1794:U:H2'	1:CA:1795:C:H6	1.79	0.47
1:CA:2128:C:H5'	1:CA:2173:A:C2	2.50	0.47
1:CA:518:G:H2'	1:CA:519:U:C6	2.49	0.47
2:CB:66:A:N6	2:CB:108:U:H3'	2.29	0.47
2:CB:80:U:H2'	2:CB:81:G:C8	2.50	0.47
3:CC:6:LYS:HA	3:CC:9:ARG:NH1	2.30	0.47
6:CF:12:LEU:HB2	6:CF:124:LEU:HD11	1.95	0.47
7:CG:103:LEU:HD23	7:CG:106:LEU:CD2	2.43	0.47
16:CS:10:ARG:HG2	16:CS:91:PRO:HA	1.96	0.47
18:CU:27:LEU:HB3	18:CU:31:SER:HB3	1.97	0.47
21:CX:29:TRP:CZ3	21:CX:78:LYS:HD3	2.50	0.47
23:CZ:150:LEU:HA	23:CZ:150:LEU:HD22	1.75	0.47
34:DA:1312:G:N7	52:DS:2:PRO:HD3	2.29	0.47
34:DA:618:C:C2	34:DA:622:A:N6	2.82	0.47
34:DA:738:C:H6	34:DA:738:C:O5'	1.97	0.47
35:DB:145:LEU:O	35:DB:149:LEU:HB2	2.15	0.47
36:DC:8:ILE:HD13	36:DC:184:TYR:HB3	1.97	0.47
38:DE:122:GLU:CB	38:DE:126:ARG:HD3	2.44	0.47
39:DF:8:ILE:HD12	39:DF:26:ILE:HD13	1.96	0.47
40:DG:91:VAL:HB	40:DG:96:GLN:HG2	1.95	0.47
41:DH:20:TYR:HA	41:DH:65:TYR:CE2	2.49	0.47
54:DU:12:LYS:HB3	54:DU:17:THR:O	2.15	0.47
1:AA:2230:U:O4'	25:A1:52:ARG:NH2	2.48	0.47
1:AA:2303:U:H2'	1:AA:2304:C:C6	2.50	0.47
1:AA:631:A:C4	1:AA:646:A:C6	3.02	0.47
7:AG:83:ARG:O	7:AG:86:MET:HB2	2.15	0.47
9:AK:48:GLY:HA3	9:AK:90:ALA:HB1	1.96	0.47
12:AO:107:ARG:CZ	17:AT:36:GLU:HG2	2.44	0.47
34:BA:100:C:H2'	34:BA:101:A:O4'	2.15	0.47
34:BA:390:C:H2'	34:BA:391:G:H8	1.79	0.47
34:BA:576:G:N2	34:BA:760:G:OP2	2.48	0.47
34:BA:771:G:H2'	34:BA:772:U:C6	2.49	0.47
39:BF:61:LEU:HG	39:BF:63:TYR:OH	2.14	0.47
34:BA:1048:G:OP1	47:BN:3:ARG:HB3	2.15	0.47
50:BQ:31:LEU:HG	50:BQ:31:LEU:O	2.14	0.47
50:BQ:60:ILE:HG22	50:BQ:74:LEU:HB2	1.95	0.47
51:BR:44:LEU:HD21	51:BR:70:ILE:HD13	1.95	0.47
51:BR:74:ARG:HG3	51:BR:79:LEU:HB2	1.97	0.47

Continued on next page...

Continued from previous page...

Atom-1	Atom-2	Interatomic distance (Å)	Clash overlap (Å)
52:BS:3:ARG:HH11	52:BS:10:PHE:HB2	1.79	0.47
52:BS:78:ARG:HB3	52:BS:78:ARG:HE	1.57	0.47
57:BZ:-23:LEU:HD12	57:BZ:-23:LEU:HA	1.59	0.47
57:BZ:-29:LEU:H	57:BZ:-29:LEU:CD2	2.27	0.47
1:CA:2354:G:O2'	24:C0:36:ILE:HG12	2.14	0.47
1:CA:2331:G:O3'	24:C0:43:THR:HG22	2.14	0.47
26:C2:61:LEU:HA	26:C2:61:LEU:HD23	1.72	0.47
29:C5:32:PRO:HA	29:C5:38:ALA:O	2.14	0.47
1:CA:1038:C:H5'	1:CA:1039:G:OP2	2.15	0.47
1:CA:1179:C:H2'	1:CA:1180:C:H6	1.79	0.47
1:CA:2869:G:H2'	1:CA:2870:C:O4'	2.14	0.47
1:CA:84:A:H2	1:CA:98:G:N3	2.12	0.47
4:CD:89:SER:O	4:CD:198:ASN:ND2	2.46	0.47
6:CF:179:GLU:H	6:CF:179:GLU:CD	2.16	0.47
14:CQ:133:ARG:HG3	14:CQ:134:ARG:N	2.29	0.47
14:CQ:137:TYR:CZ	23:CZ:83:PRO:HG3	2.50	0.47
16:CS:100:ALA:O	16:CS:104:GLY:N	2.32	0.47
17:CT:16:ARG:HD3	17:CT:18:ASP:OD1	2.14	0.47
34:DA:1003:G:H2'	34:DA:1004:A:O4'	2.14	0.47
34:DA:1185:G:H2'	34:DA:1186:G:O4'	2.15	0.47
37:DD:32:ALA:HB3	61:DD:501:SF4:S2	2.55	0.47
39:DF:19:LEU:HD11	39:DF:59:TYR:CE2	2.50	0.47
41:DH:25:ASP:OD1	41:DH:25:ASP:N	2.48	0.47
41:DH:89:PRO:HA	41:DH:92:ARG:NH1	2.29	0.47
43:DJ:63:PHE:HE2	47:DN:45:ARG:HA	1.78	0.47
58:DX:8:2R3:H62	58:DX:9:MVA:HN1	1.45	0.47
25:A1:15:ALA:HB3	25:A1:40:ARG:HD3	1.95	0.47
28:A4:59:PHE:HA	28:A4:61:ARG:HG3	1.95	0.47
1:AA:1633:A:H2'	1:AA:1634:C:C6	2.49	0.47
1:AA:808:A:P	63:AA:4741:HOH:O	2.72	0.47
23:AZ:35:ARG:HD2	23:AZ:35:ARG:HA	1.61	0.47
34:BA:1456:G:H22	53:BT:43:LEU:HD11	1.80	0.47
34:BA:1476:G:H2'	34:BA:1477:C:C6	2.50	0.47
34:BA:684:A:C6	34:BA:685:G:C6	3.02	0.47
39:BF:22:GLU:OE2	39:BF:82:ARG:HG2	2.15	0.47
57:BZ:414:GLU:HG2	57:BZ:415:PRO:HD2	1.97	0.47
1:CA:1226:A:OP1	18:CU:16:LYS:NZ	2.41	0.47
1:CA:1263:U:C4	1:CA:1264:G:C6	3.03	0.47
1:CA:947:G:N2	1:CA:971:C:C2	2.82	0.47
3:CC:223:VAL:HG23	3:CC:223:VAL:O	2.15	0.47
4:CD:20:ASP:N	4:CD:20:ASP:OD1	2.41	0.47

Continued on next page...

Continued from previous page...

Atom-1	Atom-2	Interatomic distance (Å)	Clash overlap (Å)
6:CF:135:LYS:HE2	6:CF:135:LYS:N	2.30	0.47
20:CW:2:GLU:OE2	20:CW:72:LYS:HD3	2.14	0.47
22:CY:86:ARG:HG3	22:CY:100:ALA:HB2	1.97	0.47
23:CZ:55:HIS:NE2	23:CZ:135:GLU:HB3	2.30	0.47
23:CZ:73:GLN:HB3	23:CZ:87:ASP:CG	2.35	0.47
34:DA:308:C:H2'	34:DA:309:G:C8	2.49	0.47
34:DA:439:A:C5	34:DA:441:A:H1'	2.50	0.47
34:DA:938:A:H2'	34:DA:939:G:O4'	2.15	0.47
41:DH:34:GLU:HG3	41:DH:37:ARG:NH2	2.30	0.47
57:DZ:358:MET:HE3	57:DZ:363:ARG:HH11	1.79	0.47
57:DZ:466:LEU:O	57:DZ:472:VAL:HG22	2.15	0.47
32:A8:4:MET:HE2	32:A8:63:PRO:HB3	1.97	0.47
1:AA:137:G:C2'	1:AA:138:G:H5'	2.45	0.47
1:AA:165:G:C2'	1:AA:166:G:H5'	2.44	0.47
1:AA:2131:U:OP1	1:AA:2171:G:O2'	2.31	0.47
5:AE:8:LYS:HG2	5:AE:192:ASN:HA	1.97	0.47
12:AO:43:VAL:HG23	12:AO:56:ASP:O	2.15	0.47
13:AP:82:GLY:HA3	13:AP:115:LEU:CD1	2.45	0.47
34:BA:1086:U:H3	34:BA:1099:G:H22	1.62	0.47
36:BC:164:ARG:HD2	36:BC:166:GLU:HG2	1.96	0.47
38:BE:148:VAL:HG21	41:BH:107:LEU:HD13	1.96	0.47
28:A4:61:ARG:HH21	52:BS:42:PRO:HD2	1.79	0.47
1:CA:2291:U:H2'	1:CA:2292:C:C6	2.50	0.47
1:CA:2258:C:O2'	1:CA:2427:C:OP2	2.31	0.47
1:CA:39:C:O2	6:CF:46:ARG:NH2	2.44	0.47
3:CC:180:SER:O	3:CC:181:PHE:O	2.33	0.47
6:CF:101:LEU:HD12	6:CF:102:PRO:CD	2.34	0.47
34:DA:1003:G:N2	34:DA:1025:U:O4	2.48	0.47
34:DA:1206:G:C6	34:DA:1207:G:C6	3.02	0.47
34:DA:1401:G:C2	34:DA:1402:C:H1'	2.50	0.47
34:DA:729:A:H2'	34:DA:730:G:H8	1.78	0.47
37:DD:13:ARG:HB2	37:DD:40:PRO:HD3	1.96	0.47
40:DG:20:ASP:HB3	40:DG:23:VAL:CG2	2.44	0.47
42:DI:42:ARG:NH2	42:DI:71:SER:HG	2.11	0.47
34:DA:36:C:O2'	45:DL:117:ARG:NH2	2.47	0.47
57:DZ:105:ILE:HG22	57:DZ:133:ILE:HG13	1.96	0.47
57:DZ:247:ARG:O	57:DZ:251:ILE:HG13	2.15	0.47
57:DZ:358:MET:SD	57:DZ:363:ARG:HB3	2.54	0.47
57:DZ:666:ARG:HG3	57:DZ:666:ARG:H	1.41	0.47
1:AA:1115:A:H4'	1:AA:1116:A:H5''	1.97	0.47
1:AA:574:G:O2'	1:AA:1265:A:N3	2.39	0.47

Continued on next page...

Continued from previous page...

Atom-1	Atom-2	Interatomic distance (Å)	Clash overlap (Å)
3:AC:180:SER:O	3:AC:181:PHE:O	2.33	0.47
3:AC:223:VAL:HG23	3:AC:223:VAL:O	2.15	0.47
3:AC:42:VAL:CG1	3:AC:43:GLU:H	2.27	0.47
3:AC:46:ALA:O	3:AC:47:LYS:HB2	2.15	0.47
11:AN:58:ASP:N	11:AN:58:ASP:OD1	2.36	0.47
20:AW:65:LEU:HD23	20:AW:68:ARG:NH2	2.30	0.47
34:BA:994:A:N1	34:BA:1047:G:H4'	2.30	0.47
34:BA:1203:C:H2'	34:BA:1204:A:H8	1.79	0.47
34:BA:1411:C:O2'	34:BA:1412:C:H5'	2.15	0.47
36:BC:87:LEU:C	36:BC:89:GLU:H	2.17	0.47
42:BI:19:LEU:HB3	42:BI:59:PHE:HD1	1.80	0.47
57:BZ:188:TYR:HB2	57:BZ:267:LYS:HE3	1.96	0.47
1:CA:1053:C:N4	1:CA:1054:A:N7	2.63	0.47
1:CA:1504:C:H2'	1:CA:1505:C:C6	2.49	0.47
1:CA:443:A:C5	6:CF:45:ARG:HD2	2.49	0.47
2:CB:102:A:H2'	2:CB:103:G:O4'	2.15	0.47
3:CC:46:ALA:O	3:CC:47:LYS:HB2	2.15	0.47
13:CP:99:LEU:HG	13:CP:99:LEU:H	1.54	0.47
19:CV:1:MET:HG3	19:CV:43:GLU:OE2	2.15	0.47
23:CZ:45:ASP:OD2	23:CZ:49:ARG:NH1	2.48	0.47
34:DA:1084:G:H5'	34:DA:1102:A:OP2	2.14	0.47
34:DA:1508:G:H2'	34:DA:1509:C:C6	2.50	0.47
34:DA:512:U:H2'	34:DA:513:C:C6	2.48	0.47
34:DA:673:G:N2	34:DA:674:G:C2	2.83	0.47
34:DA:806:C:O2'	34:DA:807:A:H5'	2.15	0.47
34:DA:977:A:O2'	34:DA:979:C:OP2	2.27	0.47
36:DC:53:ALA:HB2	36:DC:115:LEU:HD11	1.96	0.47
37:DD:160:GLN:HB3	37:DD:160:GLN:HE21	1.56	0.47
37:DD:25:ARG:HH21	37:DD:30:LYS:HB3	1.80	0.47
38:DE:72:GLN:HE22	38:DE:77:PRO:HG3	1.79	0.47
46:DM:20:THR:C	46:DM:22:ILE:H	2.18	0.47
50:DQ:48:GLU:OE2	50:DQ:50:LYS:HE2	2.15	0.47
1:AA:142:G:H1'	21:AX:37:THR:HG21	1.96	0.47
1:AA:737:G:O6	63:AA:5020:HOH:O	2.18	0.47
14:AQ:66:ILE:HG12	14:AQ:104:PHE:CD1	2.49	0.47
16:AS:39:ILE:HB	16:AS:49:VAL:HG12	1.97	0.47
22:AY:55:TYR:N	22:AY:55:TYR:CD1	2.82	0.47
34:BA:1037:C:H2'	34:BA:1038:C:C6	2.49	0.47
34:BA:872:A:C4	34:BA:874:G:N7	2.83	0.47
44:BK:18:ARG:HD3	44:BK:20:TYR:HE2	1.80	0.47
56:BY:28:G:H2'	56:BY:29:G:H8	1.80	0.47

Continued on next page...

Continued from previous page...

Atom-1	Atom-2	Interatomic distance (Å)	Clash overlap (Å)
57:BZ:138:LYS:HG2	62:BZ:702:GDP:C5	2.50	0.47
28:C4:67:TYR:O	28:C4:69:LYS:N	2.41	0.47
1:CA:56:A:H2'	1:CA:57:C:O4'	2.14	0.47
5:CE:12:THR:HG22	5:CE:13:ARG:N	2.30	0.47
6:CF:156:LEU:HD12	6:CF:193:VAL:O	2.14	0.47
23:CZ:31:ARG:HH11	23:CZ:32:HIS:CE1	2.33	0.47
23:CZ:45:ASP:OD1	23:CZ:49:ARG:HD2	2.15	0.47
34:DA:1028:C:H2'	34:DA:1029:C:C6	2.49	0.47
34:DA:737:A:H2'	34:DA:738:C:C6	2.50	0.47
35:DB:230:VAL:HG22	35:DB:231:GLU:H	1.79	0.47
40:DG:79:ARG:HG2	40:DG:80:VAL:H	1.80	0.47
40:DG:92:SER:O	40:DG:95:ARG:N	2.48	0.47
42:DI:21:PRO:HA	42:DI:59:PHE:HA	1.97	0.47
48:DO:15:PHE:O	48:DO:27:VAL:HG23	2.14	0.47
53:DT:77:ALA:O	53:DT:81:LYS:HG3	2.15	0.47
1:AA:1340:U:O2'	15:AR:26:LYS:NZ	2.41	0.46
1:AA:2088:C:O2'	1:AA:2089:G:H5'	2.14	0.46
1:AA:339:G:H2'	1:AA:340:C:C6	2.50	0.46
1:AA:597:C:N3	5:AE:145:LYS:NZ	2.62	0.46
2:AB:64:C:O2'	63:AB:3137:HOH:O	1.96	0.46
3:AC:17:PRO:HG2	3:AC:18:ASN:H	1.79	0.46
8:AH:67:LEU:O	8:AH:71:LEU:HG	2.15	0.46
9:AK:97:ALA:HB2	9:AK:132:ASP:O	2.15	0.46
34:BA:1471:G:C6	34:BA:1472:U:C4	3.03	0.46
34:BA:255:G:H1'	50:BQ:16:GLN:NE2	2.31	0.46
34:BA:294:U:N3	34:BA:295:C:C5	2.83	0.46
37:BD:15:GLU:HG3	37:BD:63:LYS:HZ2	1.80	0.46
44:BK:115:PRO:HB2	44:BK:118:GLY:H	1.79	0.46
45:BL:84:LEU:HD23	45:BL:105:TYR:HE2	1.78	0.46
57:BZ:115:GLU:HA	57:BZ:116:PRO:HD3	1.85	0.46
57:BZ:78:ARG:HE	57:BZ:357:ARG:NH2	2.13	0.46
1:CA:1053:C:C2	1:CA:1054:A:C1'	2.98	0.46
1:CA:1291:C:H2'	1:CA:1292:U:C6	2.50	0.46
1:CA:1675:C:O2	5:CE:128:SER:HB2	2.15	0.46
1:CA:2427:C:H5''	1:CA:2428:G:OP1	2.15	0.46
1:CA:304:G:O6	63:CA:4142:HOH:O	2.18	0.46
1:CA:339:U:O5'	1:CA:339:U:H6	1.98	0.46
1:CA:836:G:C5	1:CA:837:C:C4	3.03	0.46
3:CC:176:VAL:O	3:CC:176:VAL:HG12	2.15	0.46
7:CG:123:ASN:H	7:CG:123:ASN:ND2	2.14	0.46
7:CG:15:VAL:HG21	7:CG:176:LEU:HD23	1.97	0.46

Continued on next page...

Continued from previous page...

Atom-1	Atom-2	Interatomic distance (Å)	Clash overlap (Å)
14:CQ:39:PRO:HB3	14:CQ:99:PRO:HD3	1.95	0.46
23:CZ:39:VAL:HG21	23:CZ:44:PHE:CD2	2.50	0.46
34:DA:314:C:O2'	34:DA:315:A:H5'	2.15	0.46
34:DA:833:U:H2'	34:DA:834:C:C6	2.50	0.46
34:DA:838:G:N2	34:DA:849:C:C2	2.83	0.46
34:DA:881:G:P	45:DL:12:ARG:HH22	2.37	0.46
34:DA:939:G:N3	34:DA:1375:A:H2	2.13	0.46
39:DF:9:VAL:HG22	39:DF:60:PHE:CE2	2.50	0.46
40:DG:74:GLU:HB2	40:DG:141:VAL:HG12	1.97	0.46
43:DJ:48:THR:O	47:DN:34:TYR:OH	2.34	0.46
52:DS:40:ILE:HB	52:DS:67:VAL:O	2.15	0.46
1:AA:1425:A:H4'	1:AA:1426:G:OP2	2.15	0.46
1:AA:2529:C:C6	1:AA:2554:A:N7	2.83	0.46
1:AA:310:C:H2'	1:AA:311:C:C6	2.48	0.46
3:AC:176:VAL:O	3:AC:176:VAL:HG12	2.15	0.46
11:AN:91:LEU:HA	11:AN:91:LEU:HD23	1.69	0.46
14:AQ:37:LEU:HD21	14:AQ:130:LYS:HG2	1.96	0.46
34:BA:251:G:H4'	34:BA:252:U:OP1	2.15	0.46
35:BB:145:LEU:HD13	35:BB:149:LEU:HD12	1.96	0.46
36:BC:40:ARG:NH2	36:BC:55:VAL:O	2.48	0.46
49:BP:66:PRO:HG2	49:BP:71:ARG:HH21	1.79	0.46
1:CA:1056:G:H21	1:CA:1103:A:H62	1.63	0.46
1:CA:2155:G:C6	1:CA:2156:G:H1'	2.49	0.46
1:CA:2281:C:C2'	1:CA:2282:G:H5'	2.45	0.46
1:CA:2749:A:H1'	8:CH:63:SER:OG	2.15	0.46
7:CG:61:ALA:HA	7:CG:66:GLN:O	2.15	0.46
1:CA:1006:C:H1'	11:CN:106:MET:HG2	1.97	0.46
17:CT:122:ASP:O	17:CT:124:ASP:N	2.48	0.46
23:CZ:37:VAL:HG22	23:CZ:38:TYR:H	1.80	0.46
23:CZ:39:VAL:HG21	23:CZ:44:PHE:HB2	1.98	0.46
34:DA:303:A:H2'	34:DA:304:U:O4'	2.15	0.46
34:DA:591:U:H2'	34:DA:592:G:C8	2.51	0.46
34:DA:869:G:O5'	34:DA:869:G:H8	1.98	0.46
36:DC:114:PRO:HB3	36:DC:185:GLY:HA3	1.98	0.46
31:A7:33:ARG:NH2	63:A7:201:HOH:O	2.45	0.46
1:AA:1889:G:N2	1:AA:1905:G:H2'	2.31	0.46
1:AA:2402:U:P	32:A8:35:GLN:HE22	2.39	0.46
1:AA:2545:A:H2'	1:AA:2546:A:O4'	2.16	0.46
1:AA:908:A:C2	1:AA:963:A:C4	3.04	0.46
6:AF:140:LEU:HD12	6:AF:140:LEU:HA	1.79	0.46
7:AG:8:LYS:O	7:AG:11:TYR:N	2.49	0.46

Continued on next page...

Continued from previous page...

Atom-1	Atom-2	Interatomic distance (Å)	Clash overlap (Å)
8:AH:90:LYS:HD3	8:AH:159:GLU:HG2	1.96	0.46
34:BA:1039:C:H2'	34:BA:1040:U:C6	2.50	0.46
34:BA:373:A:O2'	34:BA:374:A:H5'	2.16	0.46
34:BA:407:G:H2'	34:BA:408:A:H8	1.80	0.46
34:BA:302:G:N3	34:BA:556:C:H4'	2.30	0.46
41:BH:75:ARG:HH11	41:BH:75:ARG:HB2	1.81	0.46
43:BJ:47:PHE:CZ	47:BN:37:PHE:HE2	2.33	0.46
57:BZ:13:ARG:CZ	57:BZ:280:LEU:O	2.63	0.46
24:C0:48:GLY:HA3	24:C0:80:HIS:ND1	2.31	0.46
27:C3:15:TYR:CE2	27:C3:53:LEU:HD21	2.51	0.46
1:CA:118:A:N3	1:CA:178:G:H1'	2.30	0.46
1:CA:1283:G:N2	1:CA:1285:G:H3'	2.30	0.46
1:CA:1425:G:H2'	1:CA:1426:G:C8	2.51	0.46
1:CA:1791:A:H8	1:CA:1791:A:OP2	1.99	0.46
1:CA:2370:G:C6	1:CA:2371:G:C6	3.04	0.46
1:CA:2712:U:H2'	1:CA:2714:G:H5''	1.97	0.46
1:CA:271(E):U:H3	1:CA:271(S):G:H1	1.63	0.46
11:CN:37:LYS:HA	11:CN:42:TRP:CD1	2.50	0.46
34:DA:1118:C:P	42:DI:104:ARG:HH11	2.38	0.46
34:DA:1251:A:H2'	34:DA:1252:A:C8	2.51	0.46
34:DA:749:C:OP2	34:DA:749:C:H3'	2.16	0.46
34:DA:782:A:OP1	63:DA:1823:HOH:O	2.21	0.46
34:DA:1104:G:H4'	35:DB:111:ARG:NH1	2.31	0.46
36:DC:134:ILE:HG22	36:DC:168:ALA:HB3	1.96	0.46
37:DD:32:ALA:N	61:DD:501:SF4:S2	2.88	0.46
41:DH:7:ALA:O	41:DH:11:THR:OG1	2.21	0.46
50:DQ:7:THR:HA	50:DQ:57:VAL:O	2.16	0.46
34:DA:192:U:H5'	53:DT:101:GLY:HA3	1.97	0.46
56:DY:19:G:H1	56:DY:56:C:H42	1.62	0.46
1:AA:1068:G:N2	1:AA:1069:U:O4	2.44	0.46
1:AA:2146:G:H1	1:AA:2196:C:H42	1.62	0.46
1:AA:2190:G:H3'	1:AA:2191:A:H5''	1.97	0.46
1:AA:536:U:H5''	1:AA:537:G:OP2	2.16	0.46
1:AA:558:G:H5'	18:AU:24:TYR:CD1	2.51	0.46
7:AG:43:LEU:HA	7:AG:43:LEU:HD12	1.65	0.46
14:AQ:109:VAL:HG22	14:AQ:110:THR:N	2.31	0.46
15:AR:57:ARG:HB3	15:AR:59:ASP:OD1	2.15	0.46
34:BA:1127:G:H5'	34:BA:1280:A:O2'	2.16	0.46
34:BA:1392:G:O2'	34:BA:1393:U:H5'	2.16	0.46
34:BA:1478:C:H2'	34:BA:1479:C:C6	2.50	0.46
34:BA:259:G:H2'	34:BA:260:G:H8	1.77	0.46

Continued on next page...

Continued from previous page...

Atom-1	Atom-2	Interatomic distance (Å)	Clash overlap (Å)
34:BA:44:G:N2	34:BA:399:G:C4	2.84	0.46
34:BA:982:U:H5''	47:BN:6:LEU:HD21	1.98	0.46
34:BA:984:C:N3	34:BA:1221:G:N1	2.51	0.46
34:BA:97:G:O2'	34:BA:98:G:H5''	2.15	0.46
37:BD:108:LEU:HB3	37:BD:110:PHE:CD1	2.50	0.46
40:BG:69:VAL:HG12	40:BG:69:VAL:O	2.15	0.46
40:BG:150:ALA:HB2	44:BK:50:TYR:OH	2.16	0.46
45:BL:53:ARG:CB	45:BL:93:LEU:HD11	2.44	0.46
1:CA:1149:G:H2'	1:CA:1150:C:H6	1.79	0.46
1:CA:1767:C:H2'	1:CA:1768:U:O4'	2.15	0.46
1:CA:27:G:C4	1:CA:512:G:N2	2.83	0.46
1:CA:584:C:N4	1:CA:585:G:C6	2.83	0.46
1:CA:704:G:H1'	1:CA:726:G:H22	1.81	0.46
2:CB:117:G:H8	2:CB:117:G:O5'	1.98	0.46
13:CP:96:THR:H	13:CP:99:LEU:HD11	1.80	0.46
34:DA:1112:C:O2	36:DC:179:ARG:HG2	2.15	0.46
34:DA:1171:G:H8	34:DA:1171:G:OP2	1.97	0.46
34:DA:1195:C:H5''	34:DA:1196:U:O5'	2.16	0.46
34:DA:1439:C:OP1	53:DT:38:LYS:NZ	2.32	0.46
34:DA:621:A:H8	34:DA:621:A:OP2	1.97	0.46
34:DA:988:G:C2	34:DA:989:C:H1'	2.50	0.46
37:DD:149:ALA:HB3	37:DD:152:SER:OG	2.15	0.46
40:DG:97:GLN:HG3	40:DG:98:SER:N	2.29	0.46
41:DH:73:ASP:OD1	41:DH:75:ARG:HD3	2.14	0.46
49:DP:40:ASP:HB3	49:DP:48:TRP:HB2	1.97	0.46
49:DP:74:LEU:O	49:DP:79:VAL:HG23	2.16	0.46
57:DZ:4:ILE:O	57:DZ:7:ASN:N	2.44	0.46
29:A5:45:VAL:HG11	29:A5:58:LEU:HD12	1.96	0.46
1:AA:1752:G:C5	1:AA:1753:U:C4	3.04	0.46
1:AA:2819:A:C6	1:AA:2901:A:C8	3.03	0.46
3:AC:6:LYS:HA	3:AC:9:ARG:NH1	2.30	0.46
7:AG:133:LEU:HA	63:AG:303:HOH:O	2.16	0.46
7:AG:96:ARG:N	7:AG:99:MET:HE2	2.30	0.46
1:AA:2418:U:C2	13:AP:75:ILE:HD13	2.51	0.46
17:AT:24:PRO:HA	17:AT:49:VAL:HG22	1.96	0.46
20:AW:65:LEU:HD13	20:AW:65:LEU:HA	1.75	0.46
14:AQ:61:GLY:O	23:AZ:178:GLU:HB2	2.15	0.46
34:BA:437:U:H2'	34:BA:438:G:H5'	1.97	0.46
34:BA:735:C:H2'	34:BA:736:C:C6	2.51	0.46
39:BF:78:GLU:O	39:BF:81:ILE:HG22	2.15	0.46
46:BM:96:LEU:C	46:BM:110:ARG:HG2	2.35	0.46

Continued on next page...

Continued from previous page...

Atom-1	Atom-2	Interatomic distance (Å)	Clash overlap (Å)
53:BT:63:ILE:HD13	53:BT:80:ARG:HB3	1.98	0.46
57:BZ:278:ASP:HB2	57:BZ:279:TYR:CD2	2.51	0.46
1:CA:1480:G:C6	1:CA:1481:U:N3	2.83	0.46
1:CA:1614:A:P	1:CA:1614:A:H8	2.38	0.46
1:CA:2286:A:H4'	1:CA:2287:A:O4'	2.15	0.46
1:CA:9:U:N3	1:CA:2629:A:H2	2.11	0.46
1:CA:495:G:O2'	20:CW:61:ASN:ND2	2.48	0.46
1:CA:958:U:OP2	14:CQ:14:ARG:NH1	2.48	0.46
4:CD:206:LEU:HA	4:CD:206:LEU:HD23	1.70	0.46
7:CG:115:ARG:H	7:CG:115:ARG:NH1	2.12	0.46
8:CH:3:ARG:CZ	8:CH:5:GLY:H	2.28	0.46
16:CS:35:ILE:HG12	16:CS:97:ARG:HH21	1.80	0.46
19:CV:40:LEU:HB2	19:CV:46:VAL:HG13	1.97	0.46
34:DA:778:G:C6	34:DA:779:C:C4	3.03	0.46
34:DA:932:C:H2'	34:DA:933:G:C8	2.46	0.46
35:DB:51:LEU:O	35:DB:55:PHE:HD2	1.99	0.46
37:DD:89:THR:O	37:DD:93:PHE:N	2.37	0.46
38:DE:43:LEU:CD1	38:DE:132:ALA:HB1	2.46	0.46
40:DG:100:ALA:O	40:DG:104:LEU:HB2	2.16	0.46
45:DL:119:LYS:HB2	45:DL:120:TYR:HD2	1.80	0.46
46:DM:96:LEU:C	46:DM:110:ARG:HG2	2.35	0.46
51:DR:58:LEU:HD12	51:DR:62:GLU:HB3	1.98	0.46
56:DY:9:A:H8	56:DY:11:C:H41	1.64	0.46
1:AA:1529:G:C2	1:AA:1530:G:C8	3.04	0.46
1:AA:187:C:H5'	1:AA:2256:U:OP1	2.16	0.46
1:AA:1954:A:H2'	1:AA:1955:G:O4'	2.15	0.46
1:AA:211:A:H5''	1:AA:448:U:OP1	2.16	0.46
1:AA:2250:G:N3	1:AA:2250:G:H2'	2.30	0.46
6:AF:172:TRP:CE3	6:AF:173:VAL:HG23	2.51	0.46
14:AQ:59:ARG:HA	23:AZ:180:VAL:HG23	1.97	0.46
34:BA:1413:A:H2	34:BA:1487:G:H22	1.64	0.46
34:BA:918:A:C6	34:BA:919:A:C6	3.04	0.46
35:BB:102:LEU:HB3	35:BB:180:LEU:HD11	1.97	0.46
44:BK:23:ALA:HB1	44:BK:88:GLY:HA3	1.97	0.46
57:BZ:247:ARG:NE	57:BZ:251:ILE:HD11	2.30	0.46
1:CA:78:A:OP1	26:C2:10:LEU:HD13	2.15	0.46
1:CA:1319:G:C6	1:CA:1320:C:N4	2.84	0.46
1:CA:1371:G:H2'	1:CA:1372:U:C5	2.45	0.46
1:CA:2140:C:O2	1:CA:2152:G:N1	2.48	0.46
1:CA:2788:C:O2'	1:CA:2809:A:N3	2.41	0.46
1:CA:587:C:OP2	13:CP:21:ARG:NH2	2.48	0.46

Continued on next page...

Continued from previous page...

Atom-1	Atom-2	Interatomic distance (Å)	Clash overlap (Å)
1:CA:781:A:H2	1:CA:1776:G:N3	2.13	0.46
1:CA:853:G:H1	1:CA:924:C:N4	2.13	0.46
2:CB:98:G:H3'	2:CB:99:G:H8	1.80	0.46
4:CD:17:THR:O	4:CD:211:ARG:NH2	2.49	0.46
34:DA:473:G:C2	34:DA:474:G:N7	2.84	0.46
34:DA:540:G:H2'	34:DA:541:G:O4'	2.16	0.46
34:DA:975:A:H5''	34:DA:1363(A):A:N6	2.30	0.46
39:DF:2:ARG:HH22	48:DO:2:PRO:HD2	1.80	0.46
41:DH:14:ARG:HG2	41:DH:18:ARG:HH12	1.81	0.46
42:DI:31:GLN:HE21	42:DI:31:GLN:HB3	1.57	0.46
47:DN:14:PRO:HB2	47:DN:16:PHE:O	2.14	0.46
56:DW:39:PSU:O2'	56:DY:35:A:O2'	2.34	0.46
57:DZ:466:LEU:HA	57:DZ:470:PHE:HD2	1.80	0.46
57:DZ:630:GLN:O	57:DZ:646:PHE:N	2.46	0.46
57:DZ:654:GLY:O	57:DZ:658:ASP:HB2	2.15	0.46
1:AA:1081:U:H2'	1:AA:1082:G:C8	2.51	0.46
1:AA:1091:A:P	1:AA:1093:G:H5''	2.55	0.46
1:AA:1134:A:N1	10:AL:133:SER:OG	2.46	0.46
1:AA:2701:U:C4'	1:AA:2702:C:OP2	2.64	0.46
6:AF:7:TYR:O	6:AF:21:ALA:HA	2.15	0.46
11:AN:85:ILE:HA	11:AN:86:PRO:HD3	1.84	0.46
23:AZ:157:LEU:HA	23:AZ:158:PRO:HD2	1.73	0.46
34:BA:1476:G:H2'	34:BA:1477:C:H6	1.81	0.46
34:BA:33:A:H2'	34:BA:34:C:C6	2.51	0.46
34:BA:659:U:H2'	34:BA:660:G:C8	2.50	0.46
34:BA:857:C:H2'	34:BA:858:G:O4'	2.16	0.46
57:BZ:216:LEU:O	57:BZ:220:ALA:N	2.45	0.46
57:BZ:10:LYS:HG3	57:BZ:284:LEU:HD23	1.96	0.46
1:CA:1379:A:H4'	1:CA:1380:G:OP2	2.16	0.46
1:CA:1607:C:H4'	1:CA:1608:A:O5'	2.16	0.46
1:CA:194:G:H2'	1:CA:195:A:O4'	2.16	0.46
1:CA:2821:A:H2'	1:CA:2822:G:C8	2.51	0.46
2:CB:61:G:C6	2:CB:62:C:C4	3.04	0.46
1:CA:811:U:H2'	13:CP:21:ARG:HA	1.98	0.46
34:DA:1080:A:H5''	34:DA:1081:G:OP2	2.16	0.46
34:DA:1405:G:N3	34:DA:1518:A:O2'	2.45	0.46
34:DA:171:A:H2'	34:DA:172:A:C8	2.50	0.46
35:DB:167:PRO:HD2	35:DB:189:ASP:OD1	2.16	0.46
34:DA:921:U:O2'	38:DE:19:MET:O	2.22	0.46
44:DK:27:ASN:CG	44:DK:28:THR:H	2.19	0.46
52:DS:28:LYS:HB3	52:DS:29:ARG:HA	1.98	0.46

Continued on next page...

Continued from previous page...

Atom-1	Atom-2	Interatomic distance (Å)	Clash overlap (Å)
56:DY:65:G:H2'	56:DY:66:U:C6	2.51	0.46
57:DZ:356:LEU:HD12	57:DZ:365:GLU:HA	1.98	0.46
26:A2:52:ASP:O	26:A2:56:GLN:HG3	2.16	0.46
3:AC:211:ARG:HH11	3:AC:211:ARG:HG2	1.81	0.46
5:AE:176:ILE:HB	5:AE:181:LEU:HB2	1.97	0.46
12:AO:17:ARG:NH1	12:AO:47:ILE:HG21	2.31	0.46
14:AQ:18:LYS:NZ	14:AQ:18:LYS:HB2	2.31	0.46
1:AA:798:A:H5'	20:AW:90:ARG:HA	1.98	0.46
34:BA:104:G:N1	34:BA:105:G:N7	2.63	0.46
34:BA:1081:G:H2'	34:BA:1082:G:C8	2.51	0.46
34:BA:269:C:H2'	34:BA:270:A:C8	2.51	0.46
35:BB:187:LEU:HA	35:BB:201:ILE:HB	1.97	0.46
36:BC:112:SER:O	36:BC:115:LEU:HB2	2.16	0.46
34:BA:542:G:H5''	37:BD:10:ARG:HH22	1.79	0.46
46:BM:45:VAL:O	46:BM:48:LEU:HG	2.15	0.46
49:BP:23:ASP:OD1	49:BP:24:ALA:N	2.49	0.46
49:BP:55:ARG:HH12	49:BP:58:TYR:HD1	1.62	0.46
50:BQ:87:LYS:HA	50:BQ:87:LYS:HE2	1.97	0.46
57:BZ:68:ALA:HB3	57:BZ:327:PHE:CD1	2.51	0.46
57:BZ:605:ILE:HB	57:BZ:675:HIS:O	2.16	0.46
28:C4:69:LYS:HE3	28:C4:69:LYS:HB2	1.82	0.46
1:CA:1064:C:C5	1:CA:1065:U:C4	3.04	0.46
1:CA:1270:C:H5''	1:CA:1271:G:O5'	2.16	0.46
1:CA:2407:G:C4	1:CA:2408:U:C5	3.04	0.46
1:CA:786:C:C2'	1:CA:787:U:H5'	2.46	0.46
3:CC:20:VAL:O	3:CC:224:ARG:O	2.33	0.46
5:CE:9:VAL:HA	17:CT:3:ARG:HD3	1.97	0.46
14:CQ:60:ARG:HB2	14:CQ:60:ARG:HE	1.56	0.46
2:CB:37:C:H2'	16:CS:95:HIS:HE1	1.81	0.46
34:DA:1007:C:H2'	34:DA:1008:C:C6	2.51	0.46
34:DA:1009:G:N2	34:DA:1021:G:H1'	2.31	0.46
34:DA:1343:G:N2	34:DA:1349:A:O2'	2.49	0.46
34:DA:1387:G:H2'	34:DA:1388:C:C6	2.51	0.46
34:DA:375:U:C2	34:DA:376:G:C8	3.03	0.46
34:DA:792:A:H4'	34:DA:793:U:O5'	2.15	0.46
38:DE:36:ASP:C	38:DE:38:GLN:H	2.18	0.46
43:DJ:85:LEU:HD23	43:DJ:85:LEU:HA	1.83	0.46
56:DY:9:A:H5'	56:DY:46:7MG:H1'	1.98	0.46
57:DZ:483:TYR:HD1	57:DZ:603:GLU:HA	1.81	0.46
32:A8:52:LYS:N	32:A8:53:PRO:HD2	2.31	0.46
1:AA:2023:A:H2'	1:AA:2024:G:C8	2.51	0.46

Continued on next page...

Continued from previous page...

Atom-1	Atom-2	Interatomic distance (Å)	Clash overlap (Å)
1:AA:2201:C:O4'	3:AC:169:THR:HG22	2.16	0.46
3:AC:20:VAL:O	3:AC:224:ARG:O	2.34	0.46
8:AH:17:VAL:HG22	8:AH:26:VAL:HG22	1.97	0.46
16:AS:24:LEU:HA	16:AS:24:LEU:HD23	1.69	0.46
23:AZ:48:PHE:HE2	23:AZ:71:VAL:HG11	1.80	0.46
34:BA:1202:G:H2'	34:BA:1203:C:O4'	2.16	0.46
34:BA:1292:U:H2'	34:BA:1293:G:C8	2.51	0.46
34:BA:1445:C:H2'	34:BA:1446:U:O4'	2.15	0.46
34:BA:314:C:O2'	34:BA:315:A:H5'	2.16	0.46
34:BA:353:A:C8	34:BA:353:A:H5'	2.49	0.46
34:BA:735:C:H2'	34:BA:736:C:H6	1.80	0.46
38:BE:43:LEU:HD21	38:BE:132:ALA:HB1	1.98	0.46
40:BG:56:GLN:HB3	40:BG:57:GLU:H	1.47	0.46
45:BL:97:ARG:HB2	45:BL:98:TYR:CD1	2.51	0.46
56:BW:29:G:H2'	56:BW:30:G:O4'	2.16	0.46
56:BW:40:C:H5'	56:BY:35:A:O2'	2.15	0.46
57:BZ:329:ARG:HG3	57:BZ:374:LEU:HD23	1.98	0.46
57:BZ:608:VAL:HG21	57:BZ:647:VAL:HG23	1.97	0.46
1:CA:860:U:H1'	1:CA:2268:A:H5'	1.97	0.46
1:CA:2689:U:P	1:CA:2719:G:H22	2.39	0.46
1:CA:2881:C:H2'	1:CA:2882:A:O4'	2.16	0.46
1:CA:774:A:HO2'	1:CA:775:G:H8	1.64	0.46
1:CA:905:U:O5'	1:CA:905:U:H6	1.99	0.46
6:CF:60:SER:OG	6:CF:61:GLY:N	2.46	0.46
19:CV:37:VAL:O	19:CV:51:VAL:HG23	2.15	0.46
34:DA:1147:C:H4'	42:DI:5:TYR:CZ	2.51	0.46
34:DA:1319:A:N6	34:DA:1361:G:H21	2.13	0.46
34:DA:1346:A:H5''	42:DI:120:ARG:NH2	2.28	0.46
38:DE:129:ILE:H	38:DE:129:ILE:HG12	1.53	0.46
42:DI:116:LYS:O	42:DI:117:HIS:HD2	1.99	0.46
57:DZ:120:THR:HG22	57:DZ:123:ARG:NH2	2.31	0.46
26:A2:33:MET:O	26:A2:36:ARG:HB2	2.16	0.46
26:A2:61:LEU:HA	26:A2:61:LEU:HD23	1.61	0.46
1:AA:1597:C:O2'	1:AA:1598:C:H5'	2.15	0.46
1:AA:1922:A:N1	1:AA:1992:A:C6	2.84	0.46
1:AA:2418:U:C6	1:AA:2418:U:H5'	2.51	0.46
3:AC:48:LEU:HD23	3:AC:59:VAL:HG21	1.98	0.46
7:AG:7:LEU:HD13	7:AG:100:TRP:CE3	2.51	0.46
34:BA:1346:A:N1	34:BA:1374:A:H5''	2.31	0.46
34:BA:1460:A:H2'	34:BA:1461:G:O4'	2.16	0.46
34:BA:597:G:C4	34:BA:644:G:C2	3.04	0.46

Continued on next page...

Continued from previous page...

Atom-1	Atom-2	Interatomic distance (Å)	Clash overlap (Å)
34:BA:685:G:C2	34:BA:686:U:C4	3.03	0.46
34:BA:726:C:H2'	34:BA:727:G:H8	1.81	0.46
34:BA:767:A:H2'	34:BA:768:A:O4'	2.16	0.46
36:BC:22:TRP:CH2	36:BC:32:LEU:HB2	2.51	0.46
37:BD:110:PHE:H	37:BD:110:PHE:HD1	1.63	0.46
38:BE:77:PRO:HG2	38:BE:78:HIS:CD2	2.51	0.46
40:BG:26:PHE:CD2	40:BG:30:ILE:HD11	2.51	0.46
41:BH:26:VAL:HG22	41:BH:27:PRO:O	2.16	0.46
44:BK:34:ASP:HB3	44:BK:40:ILE:HD11	1.97	0.46
44:BK:48:ILE:HD12	44:BK:63:LEU:HB3	1.97	0.46
45:BL:27:LEU:HD22	45:BL:98:TYR:CE2	2.51	0.46
46:BM:67:GLU:OE2	46:BM:71:ARG:NH2	2.48	0.46
34:BA:982:U:H5''	47:BN:6:LEU:CD2	2.46	0.46
1:CA:2371:G:N3	30:C6:46:HIS:HE1	2.14	0.46
1:CA:2176:A:H2'	1:CA:2177:C:C6	2.50	0.46
1:CA:323:G:O2'	1:CA:1205:U:N3	2.35	0.46
1:CA:478:A:N1	1:CA:500:G:H4'	2.31	0.46
1:CA:852:G:H2'	1:CA:853:G:H8	1.81	0.46
3:CC:42:VAL:CG1	3:CC:43:GLU:H	2.28	0.46
3:CC:54:ARG:HH22	3:CC:56:ASP:HB3	1.75	0.46
16:CS:105:ALA:HB1	16:CS:110:LEU:HD23	1.98	0.46
1:CA:1160:G:H22	19:CV:10:LYS:NZ	2.14	0.46
34:DA:1345:U:O2	34:DA:1375:A:N6	2.49	0.46
34:DA:16:A:O2'	34:DA:17:U:H5'	2.16	0.46
17:CT:39:ARG:NH2	34:DA:345:C:OP2	2.48	0.46
34:DA:519:C:H2'	34:DA:520:A:O4'	2.16	0.46
34:DA:601:C:H2'	34:DA:602:A:H8	1.78	0.46
38:DE:41:VAL:O	38:DE:66:MET:HA	2.16	0.46
42:DI:9:ARG:O	42:DI:104:ARG:HG2	2.16	0.46
56:DW:8:4SU:H1'	56:DW:48:C:O2	2.16	0.46
57:DZ:377:VAL:HG21	57:DZ:380:LEU:HD13	1.98	0.46
57:DZ:484:ARG:HH11	57:DZ:558:PHE:HE1	1.64	0.46
29:A5:16:ARG:O	29:A5:20:ARG:HG3	2.16	0.45
30:A6:12:GLU:HG3	30:A6:19:ARG:HG3	1.98	0.45
32:A8:60:LEU:HA	32:A8:60:LEU:HD23	1.71	0.45
1:AA:290:G:H2'	1:AA:291:G:O4'	2.16	0.45
6:AF:135:LYS:HB2	6:AF:138:GLU:HG3	1.97	0.45
6:AF:29:ASN:HA	6:AF:30:PRO:HD3	1.73	0.45
8:AH:144:VAL:O	8:AH:147:ASN:HB2	2.16	0.45
8:AH:43:VAL:HG22	8:AH:52:VAL:HG22	1.98	0.45
14:AQ:109:VAL:HG22	14:AQ:113:GLN:HB3	1.98	0.45

Continued on next page...

Continued from previous page...

Atom-1	Atom-2	Interatomic distance (Å)	Clash overlap (Å)
34:BA:1137:C:H4'	34:BA:1138:G:C2	2.50	0.45
34:BA:1146:A:H2'	34:BA:1147:C:O4'	2.15	0.45
34:BA:1438:G:H2'	34:BA:1439:C:H6	1.81	0.45
34:BA:585:G:N3	34:BA:879:C:H4'	2.31	0.45
34:BA:977:A:H1'	34:BA:982:U:O4	2.15	0.45
41:BH:27:PRO:HA	41:BH:58:TYR:HA	1.97	0.45
46:BM:74:VAL:O	46:BM:78:ILE:HG13	2.16	0.45
36:BC:37:GLN:NE2	47:BN:52:GLN:OE1	2.48	0.45
34:BA:742:G:P	48:BO:35:ARG:HH22	2.39	0.45
57:BZ:-7:GLU:HG3	57:BZ:-6:ARG:NH1	2.29	0.45
24:C0:40:GLN:NE2	24:C0:45:PHE:HB2	2.30	0.45
1:CA:1721:G:C6	1:CA:1739:U:H5'	2.51	0.45
1:CA:1847:A:H3'	1:CA:1848:A:H5'	1.98	0.45
1:CA:2294:C:H2'	1:CA:2295:C:H6	1.80	0.45
1:CA:2287:A:H2	1:CA:2346:A:H62	1.59	0.45
1:CA:2722:G:H2'	1:CA:2723:C:C6	2.51	0.45
1:CA:27:G:HO2'	1:CA:28:A:P	2.37	0.45
1:CA:844:C:C2'	1:CA:845:G:H5'	2.46	0.45
11:CN:74:ARG:O	11:CN:82:LEU:HD12	2.16	0.45
15:CR:55:ALA:HB2	15:CR:79:LEU:HD13	1.98	0.45
19:CV:18:LEU:HD22	19:CV:19:LYS:O	2.15	0.45
21:CX:35:THR:HG22	21:CX:37:THR:N	2.31	0.45
22:CY:5:MET:HG2	22:CY:30:VAL:HG11	1.98	0.45
34:DA:105:G:H2'	34:DA:106:C:C6	2.51	0.45
34:DA:1303:C:N4	34:DA:1304:G:C6	2.84	0.45
34:DA:390:C:O3'	49:DP:28:ARG:NH2	2.48	0.45
57:DZ:168:ILE:O	57:DZ:174:PHE:HA	2.15	0.45
57:DZ:681:LYS:HB3	57:DZ:681:LYS:HE2	1.74	0.45
1:AA:1355:G:P	31:A7:9:ARG:HD3	2.56	0.45
1:AA:2140:U:C4	1:AA:2171:G:H1'	2.52	0.45
1:AA:2178:G:H2'	1:AA:2179:G:C2	2.50	0.45
1:AA:2255:U:H2'	1:AA:2256:U:H6	1.80	0.45
1:AA:2528:G:O2'	1:AA:2529:C:H5'	2.16	0.45
1:AA:2658:C:O5'	1:AA:2658:C:H6	1.99	0.45
1:AA:895:G:N9	1:AA:978:A:H8	2.14	0.45
4:AD:4:LYS:HE3	4:AD:4:LYS:HB3	1.74	0.45
5:AE:78:LEU:O	5:AE:79:ARG:HD2	2.17	0.45
8:AH:3:ARG:HH12	8:AH:54:ARG:NH1	2.14	0.45
22:AY:6:HIS:H	22:AY:6:HIS:CD2	2.34	0.45
34:BA:109:A:N3	34:BA:109:A:H5''	2.30	0.45
34:BA:1228:C:OP1	46:BM:108:ARG:NH1	2.47	0.45

Continued on next page...

Continued from previous page...

Atom-1	Atom-2	Interatomic distance (Å)	Clash overlap (Å)
34:BA:1371:G:OP2	42:BI:11:LYS:HD2	2.15	0.45
34:BA:430:A:OP1	37:BD:9:CYS:N	2.32	0.45
34:BA:502:G:OP1	45:BL:118:SER:HB2	2.16	0.45
34:BA:943:U:H1'	42:BI:124:GLN:HE22	1.82	0.45
34:BA:72:C:O2	34:BA:98:G:N2	2.50	0.45
36:BC:6:HIS:CD2	36:BC:8:ILE:H	2.34	0.45
53:BT:84:LEU:O	53:BT:88:VAL:HG23	2.15	0.45
57:BZ:329:ARG:HA	57:BZ:374:LEU:HB3	1.97	0.45
57:BZ:659:LEU:HD13	57:BZ:667:GLY:HA3	1.98	0.45
33:C9:11:CYS:SG	33:C9:12:ASP:N	2.89	0.45
1:CA:1292:U:H2'	1:CA:1293:C:C6	2.51	0.45
1:CA:1570:A:H2'	1:CA:1571:A:C8	2.52	0.45
1:CA:315:G:H2'	1:CA:316:C:C6	2.50	0.45
1:CA:624:C:O2'	1:CA:657:U:OP1	2.33	0.45
1:CA:881:G:H2'	1:CA:882:G:O4'	2.16	0.45
1:CA:950:G:H2'	1:CA:951:C:H6	1.80	0.45
3:CC:37:LYS:O	3:CC:38:PHE:HB3	2.17	0.45
3:CC:48:LEU:HD23	3:CC:59:VAL:HG21	1.98	0.45
12:CO:87:ILE:HG22	12:CO:93:PRO:HA	1.97	0.45
18:CU:58:ARG:O	18:CU:62:ILE:HG13	2.16	0.45
20:CW:86:LEU:HD23	20:CW:88:ARG:HD3	1.98	0.45
23:CZ:103:ARG:O	23:CZ:139:VAL:HG23	2.16	0.45
34:DA:1203:C:H2'	34:DA:1204:A:C8	2.44	0.45
34:DA:302:G:N3	34:DA:556:C:H4'	2.32	0.45
37:DD:88:VAL:HG13	38:DE:97:GLY:HA2	1.98	0.45
34:DA:1380:U:C4	40:DG:3:ARG:HG2	2.50	0.45
46:DM:10:PRO:HG2	46:DM:21:TYR:CD1	2.51	0.45
36:DC:6:HIS:HB3	47:DN:49:HIS:ND1	2.30	0.45
48:DO:85:LEU:HA	48:DO:85:LEU:HD23	1.62	0.45
57:DZ:328:ILE:HD12	57:DZ:377:VAL:HG12	1.99	0.45
1:AA:1831:C:OP1	4:AD:260:ARG:NH2	2.49	0.45
1:AA:2162:C:O2	1:AA:2162:C:H2'	2.15	0.45
1:AA:30:G:H2'	1:AA:31:C:C6	2.51	0.45
1:AA:752:A:C2	1:AA:753:A:C4	3.05	0.45
1:AA:935:C:H2'	1:AA:936:C:C4	2.52	0.45
6:AF:164:ARG:O	6:AF:168:ARG:HB2	2.16	0.45
6:AF:8:GLN:HE22	6:AF:21:ALA:HB2	1.81	0.45
7:AG:7:LEU:HD13	7:AG:100:TRP:HE3	1.81	0.45
11:AN:4:TYR:CD2	18:AU:100:VAL:HG11	2.51	0.45
22:AY:92:ASN:ND2	22:AY:92:ASN:N	2.63	0.45
14:AQ:62:GLY:O	23:AZ:178:GLU:HG2	2.16	0.45

Continued on next page...

Continued from previous page...

Atom-1	Atom-2	Interatomic distance (Å)	Clash overlap (Å)
34:BA:294:U:C2	34:BA:295:C:C5	3.04	0.45
34:BA:865:A:O5'	34:BA:865:A:H8	1.98	0.45
46:BM:88:ARG:HG3	46:BM:98:VAL:HG13	1.99	0.45
51:BR:75:ILE:HG13	51:BR:75:ILE:H	1.58	0.45
52:BS:31:ILE:HB	52:BS:49:ILE:HG23	1.99	0.45
57:BZ:356:LEU:HA	57:BZ:356:LEU:HD12	1.80	0.45
57:BZ:409:ILE:HG13	57:BZ:480:GLN:CB	2.47	0.45
57:BZ:606:MET:HB3	57:BZ:671:MET:HG2	1.98	0.45
26:C2:32:LEU:HD21	26:C2:50:ILE:HG23	1.98	0.45
1:CA:1043:C:H2'	1:CA:1044:G:H5'	1.98	0.45
1:CA:2055:C:OP1	29:C5:8:LYS:NZ	2.39	0.45
1:CA:2113:U:C2	1:CA:2114:A:N7	2.84	0.45
1:CA:2118:U:N3	1:CA:2149:G:H1'	2.31	0.45
1:CA:443:A:H1'	1:CA:1201:C:O4'	2.16	0.45
1:CA:475:U:H4'	1:CA:510:C:H5'	1.98	0.45
1:CA:697:C:H2'	1:CA:698:C:C6	2.51	0.45
8:CH:70:THR:HG22	8:CH:74:ASN:ND2	2.31	0.45
10:CL:115:LEU:HD12	10:CL:117:THR:OG1	2.16	0.45
13:CP:93:GLY:O	13:CP:123:LEU:HD22	2.15	0.45
1:CA:1453:U:P	15:CR:77:ARG:HH11	2.40	0.45
22:CY:56:PRO:C	22:CY:58:GLY:H	2.19	0.45
34:DA:161:A:H2'	34:DA:162:A:O4'	2.16	0.45
34:DA:428:G:C5	34:DA:430:A:C6	3.05	0.45
34:DA:663:A:H2'	34:DA:664:G:O4'	2.16	0.45
34:DA:747:C:H5''	34:DA:748:C:OP2	2.16	0.45
34:DA:834:C:H2'	34:DA:835:U:H6	1.81	0.45
34:DA:967:C:H2'	34:DA:968:A:C8	2.51	0.45
36:DC:182:ILE:HG23	36:DC:202:ILE:C	2.37	0.45
40:DG:121:ALA:HA	40:DG:124:LEU:HD12	1.98	0.45
47:DN:47:LEU:HB3	47:DN:53:LEU:HG	1.98	0.45
48:DO:7:GLU:OE2	48:DO:38:ARG:NH2	2.47	0.45
34:DA:376:G:OP2	49:DP:67:THR:HG21	2.17	0.45
57:DZ:74:TRP:HE1	57:DZ:274:ASP:N	2.13	0.45
57:DZ:325:LEU:HD23	57:DZ:327:PHE:CE2	2.52	0.45
1:AA:1100:A:N6	1:AA:1151:U:N3	2.61	0.45
1:AA:1331:G:C5	1:AA:1375:U:C4	3.04	0.45
1:AA:1405:A:N1	1:AA:1418:U:C4	2.84	0.45
1:AA:2158:C:H42	1:AA:2177:G:H1	1.63	0.45
4:AD:168:ARG:HA	4:AD:173:VAL:HA	1.99	0.45
8:AH:154:PRO:HB3	8:AH:163:TYR:CE2	2.51	0.45
9:AK:4:LYS:HA	9:AK:5:ARG:HA	1.79	0.45

Continued on next page...

Continued from previous page...

Atom-1	Atom-2	Interatomic distance (Å)	Clash overlap (Å)
14:AQ:57:HIS:CE1	14:AQ:116:GLU:HG2	2.50	0.45
17:AT:120:ARG:HA	17:AT:123:GLN:HG3	1.98	0.45
34:BA:1004:A:H5'	34:BA:1024:G:H1	1.81	0.45
34:BA:402:G:O2'	34:BA:620:C:N3	2.45	0.45
37:BD:88:VAL:HG12	37:BD:91:SER:H	1.82	0.45
34:BA:7:G:O2'	38:BE:120:THR:O	2.34	0.45
47:BN:4:LYS:HA	47:BN:7:ILE:HG23	1.97	0.45
52:BS:82:GLY:O	52:BS:85:LYS:HE2	2.16	0.45
57:BZ:21:ILE:O	57:BZ:23:ALA:N	2.50	0.45
57:BZ:28:THR:O	57:BZ:29:THR:C	2.55	0.45
30:C6:28:ARG:O	30:C6:31:PRO:HD3	2.16	0.45
1:CA:781:A:C2	1:CA:1776:G:N3	2.85	0.45
1:CA:2315:G:H5''	1:CA:2316:C:OP2	2.15	0.45
1:CA:912:C:OP1	14:CQ:8:LYS:HE2	2.16	0.45
5:CE:4:ILE:HD13	5:CE:28:ALA:HB1	1.97	0.45
9:CK:118:THR:O	9:CK:120:LYS:N	2.49	0.45
13:CP:50:ARG:HD3	32:C8:7:HIS:CD2	2.51	0.45
16:CS:63:THR:HG23	16:CS:64:GLU:N	2.31	0.45
16:CS:69:VAL:O	16:CS:72:ALA:HB3	2.17	0.45
16:CS:39:ILE:HG21	16:CS:82:ILE:HD13	1.97	0.45
18:CU:74:LEU:HD23	18:CU:78:THR:HG22	1.98	0.45
18:CU:76:TYR:HH	18:CU:92:ARG:NH1	2.12	0.45
23:CZ:9:TYR:HE1	23:CZ:61:LEU:HB3	1.81	0.45
34:DA:1168:A:C6	34:DA:1169:A:C6	3.04	0.45
34:DA:201:C:H42	34:DA:216:G:H1	1.65	0.45
34:DA:360:A:H2'	34:DA:361:G:O4'	2.17	0.45
34:DA:429:U:H1'	34:DA:430:A:H5''	1.98	0.45
34:DA:448:A:C4	34:DA:487:A:C2	3.05	0.45
34:DA:724:G:N3	34:DA:725:G:C8	2.84	0.45
34:DA:936:C:H2'	34:DA:937:A:O4'	2.16	0.45
34:DA:983:A:H2	34:DA:984:C:C6	2.35	0.45
35:DB:125:PRO:O	35:DB:127:ILE:N	2.43	0.45
35:DB:84:GLU:HG3	35:DB:215:LEU:HB3	1.96	0.45
38:DE:92:LYS:HB3	38:DE:119:LEU:HB2	1.98	0.45
7:AG:108:ASN:HB3	28:A4:22:ILE:HD13	1.97	0.45
1:AA:1221:G:N3	1:AA:1222:A:H5'	2.31	0.45
1:AA:1417:G:HO2'	1:AA:1418:U:H5	1.61	0.45
1:AA:2652:G:OP1	11:AN:97:ARG:NH2	2.47	0.45
2:AB:29:A:H2'	2:AB:30:C:O4'	2.16	0.45
4:AD:130:ALA:C	4:AD:131:LEU:HD12	2.37	0.45
6:AF:101:LEU:O	6:AF:106:ARG:NH1	2.41	0.45

Continued on next page...

Continued from previous page...

Atom-1	Atom-2	Interatomic distance (Å)	Clash overlap (Å)
1:AA:346:A:OP2	6:AF:169:ASN:HB2	2.17	0.45
7:AG:145:THR:HG23	7:AG:148:MET:SD	2.57	0.45
7:AG:11:TYR:HA	7:AG:15:VAL:HB	1.98	0.45
13:AP:39:LYS:HG3	13:AP:45:LEU:HD11	1.97	0.45
18:AU:29:SER:O	18:AU:30:LYS:HD3	2.16	0.45
20:AW:78:GLU:OE2	20:AW:99:ARG:HD3	2.16	0.45
34:BA:1263:C:H2'	34:BA:1264:C:C6	2.51	0.45
34:BA:1297:C:H4'	34:BA:1298:C:H5'	1.99	0.45
34:BA:369:C:O2'	34:BA:370:C:H5'	2.17	0.45
34:BA:976:G:H5'	34:BA:1358:U:O2'	2.16	0.45
36:BC:45:LYS:HB2	36:BC:45:LYS:HE3	1.70	0.45
39:BF:28:ARG:O	39:BF:32:ASN:ND2	2.49	0.45
43:BJ:70:ARG:HD3	43:BJ:70:ARG:HA	1.67	0.45
34:BA:35:G:O2'	45:BL:118:SER:O	2.25	0.45
58:BX:6:2R1:OD1	58:BX:7:PRO:HD2	2.16	0.45
25:C1:94:LEU:O	25:C1:97:LEU:HB2	2.17	0.45
1:CA:1142(A):A:C4	1:CA:1144:G:C8	3.04	0.45
1:CA:321:G:O4'	6:CF:165:ARG:HG2	2.17	0.45
1:CA:666:G:H4'	13:CP:49:ARG:HH21	1.81	0.45
5:CE:50:GLY:HA2	5:CE:75:VAL:HG11	1.99	0.45
6:CF:192:LEU:HD22	6:CF:194:MET:HG3	1.97	0.45
8:CH:9:ILE:HD13	8:CH:72:ILE:HG22	1.99	0.45
15:CR:55:ALA:HB2	15:CR:79:LEU:CD1	2.46	0.45
34:DA:1040:U:H2'	34:DA:1041:A:C8	2.51	0.45
34:DA:1329:A:OP1	46:DM:29:ARG:HB2	2.16	0.45
34:DA:256:U:H2'	34:DA:257:G:C8	2.51	0.45
34:DA:392:G:H2'	34:DA:393:A:H8	1.80	0.45
34:DA:536:C:H2'	34:DA:537:G:C8	2.52	0.45
34:DA:543:C:O2'	34:DA:544:G:H5'	2.16	0.45
34:DA:664:G:P	51:DR:64:ARG:HH21	2.39	0.45
34:DA:967:C:H2'	34:DA:968:A:N7	2.31	0.45
40:DG:26:PHE:CZ	40:DG:30:ILE:HD11	2.52	0.45
42:DI:85:LEU:HB3	42:DI:92:TYR:CD2	2.51	0.45
56:DY:23:A:N6	56:DY:24:G:O6	2.50	0.45
1:AA:2080:A:H5''	1:AA:2081:A:OP2	2.16	0.45
1:AA:518:G:O6	63:AA:4476:HOH:O	2.20	0.45
2:AB:32:C:C2	2:AB:51:G:N2	2.84	0.45
4:AD:275:LYS:HB3	4:AD:276:LYS:H	1.39	0.45
7:AG:43:LEU:HB3	7:AG:44:GLY:H	1.50	0.45
15:AR:97:VAL:HG22	15:AR:114:VAL:HG13	1.99	0.45
20:AW:12:ILE:HD13	20:AW:17:VAL:HG22	1.99	0.45

Continued on next page...

Continued from previous page...

Atom-1	Atom-2	Interatomic distance (Å)	Clash overlap (Å)
34:BA:1024:G:OP2	34:BA:1024:G:H8	1.99	0.45
34:BA:1173:G:H2'	34:BA:1174:G:C8	2.51	0.45
34:BA:1203:C:H2'	34:BA:1204:A:C8	2.51	0.45
34:BA:659:U:H2'	34:BA:660:G:H8	1.81	0.45
34:BA:721:G:C6	34:BA:733:A:C2	3.04	0.45
34:BA:864:A:H2'	34:BA:865:A:C8	2.51	0.45
34:BA:942:G:H21	42:BI:124:GLN:NE2	2.14	0.45
37:BD:22:LYS:HB2	61:BD:501:SF4:S3	2.57	0.45
37:BD:13:ARG:NH1	37:BD:38:TYR:O	2.49	0.45
40:BG:29:LYS:HA	40:BG:29:LYS:HD3	1.73	0.45
41:BH:112:LEU:HD12	41:BH:113:SER:N	2.31	0.45
56:BW:59:U:C4	56:BW:60:U:C4	3.05	0.45
57:BZ:179:ASP:N	57:BZ:184:LYS:O	2.40	0.45
57:BZ:21:ILE:C	57:BZ:23:ALA:H	2.20	0.45
57:BZ:321:TYR:H	57:BZ:321:TYR:HD2	1.65	0.45
57:BZ:536:LYS:HD2	57:BZ:536:LYS:H	1.82	0.45
1:CA:139:G:H21	21:CX:41:ASN:HD21	1.64	0.45
1:CA:1439:A:C2	1:CA:1553:A:C5	3.05	0.45
1:CA:2466:C:H5'	33:C9:5:ALA:HB3	1.98	0.45
1:CA:253:C:OP2	32:C8:5:LYS:NZ	2.42	0.45
1:CA:866:A:C6	1:CA:914:C:C6	3.04	0.45
4:CD:166:GLN:HB2	4:CD:174:ILE:HG22	1.97	0.45
5:CE:144:ARG:HB3	5:CE:145:LYS:H	1.29	0.45
8:CH:105:LEU:HD11	8:CH:148:ILE:HG23	1.98	0.45
13:CP:136:GLU:O	13:CP:140:ALA:HB3	2.17	0.45
23:CZ:73:GLN:O	23:CZ:87:ASP:N	2.34	0.45
34:DA:125:U:H2'	34:DA:126:G:H8	1.81	0.45
34:DA:1327:C:H2'	34:DA:1328:C:C6	2.51	0.45
35:DB:7:VAL:HG12	35:DB:8:LYS:HG2	1.99	0.45
35:DB:80:ILE:HG12	35:DB:80:ILE:O	2.16	0.45
37:DD:89:THR:O	37:DD:92:VAL:N	2.50	0.45
38:DE:78:HIS:CD2	38:DE:142:LEU:HD23	2.52	0.45
44:DK:43:SER:HB3	44:DK:68:ALA:HB2	1.97	0.45
45:DL:38:THR:OG1	45:DL:57:LYS:HB3	2.16	0.45
36:DC:8:ILE:HG22	47:DN:49:HIS:O	2.16	0.45
45:DL:7:ILE:HG22	50:DQ:34:LYS:HZ2	1.81	0.45
57:DZ:438:PHE:HB2	57:DZ:452:SER:O	2.16	0.45
1:AA:2377:G:H4'	24:A0:60:PHE:CZ	2.52	0.45
29:A5:35:GLU:HG3	29:A5:51:TYR:CD2	2.51	0.45
31:A7:24:THR:HG22	31:A7:27:GLY:N	2.17	0.45
1:AA:116:A:H3'	1:AA:117:A:H5''	1.97	0.45

Continued on next page...

Continued from previous page...

Atom-1	Atom-2	Interatomic distance (Å)	Clash overlap (Å)
1:AA:1946:C:H2'	1:AA:1947:C:O4'	2.17	0.45
1:AA:2157:A:N6	1:AA:2178:G:O2'	2.48	0.45
3:AC:203:GLU:N	3:AC:203:GLU:CD	2.70	0.45
3:AC:30:VAL:CG2	3:AC:31:LYS:N	2.78	0.45
3:AC:37:LYS:O	3:AC:38:PHE:HB3	2.17	0.45
4:AD:175:LEU:HD12	4:AD:185:VAL:HG21	1.97	0.45
4:AD:96:HIS:HD2	4:AD:102:LYS:HG2	1.81	0.45
11:AN:4:TYR:CE2	18:AU:100:VAL:HG11	2.52	0.45
23:AZ:183:LEU:HB3	23:AZ:184:ALA:H	1.52	0.45
34:BA:155:C:H2'	34:BA:156:G:C8	2.51	0.45
34:BA:411:A:C5	34:BA:429:U:C5	3.05	0.45
35:BB:91:PRO:HG3	35:BB:154:LEU:HB3	1.99	0.45
36:BC:152:ILE:HB	36:BC:199:LYS:HB2	1.98	0.45
28:C4:58:ARG:NE	46:DM:80:ARG:HH12	2.15	0.45
13:CP:63:PRO:HG2	32:C8:25:MET:HB2	1.98	0.45
1:CA:1015:G:H2'	1:CA:1016:G:H8	1.82	0.45
1:CA:1041:C:N3	1:CA:1114:G:N2	2.42	0.45
1:CA:1671:U:OP2	63:CA:3718:HOH:O	2.21	0.45
1:CA:1955:U:O2'	1:CA:1956:U:H5'	2.17	0.45
1:CA:1991:U:H2'	1:CA:1992:G:H5''	1.98	0.45
1:CA:2345:G:H4'	1:CA:2346:A:O5'	2.16	0.45
1:CA:2422:A:C5'	56:DY:76:A:N6	2.80	0.45
1:CA:2552:U:H6	1:CA:2552:U:O5'	1.99	0.45
1:CA:485:C:C2	1:CA:496:G:N2	2.85	0.45
1:CA:889:C:O2'	1:CA:890:A:O4'	2.31	0.45
2:CB:31:C:H2'	2:CB:32:C:H5'	1.99	0.45
7:CG:11:TYR:O	7:CG:16:ARG:N	2.50	0.45
8:CH:64:LEU:HD23	8:CH:67:LEU:HD23	1.98	0.45
11:CN:110:GLY:O	11:CN:114:ARG:HG3	2.16	0.45
14:CQ:11:LYS:HE3	14:CQ:87:LYS:HG2	1.98	0.45
16:CS:63:THR:HG23	16:CS:64:GLU:H	1.81	0.45
18:CU:44:ASN:ND2	19:CV:75:PHE:HB3	2.32	0.45
20:CW:107:LEU:HD12	20:CW:107:LEU:HA	1.65	0.45
34:DA:1342:C:H1'	42:DI:124:GLN:HG2	1.99	0.45
34:DA:266:G:O2'	50:DQ:67:LYS:HB2	2.17	0.45
37:DD:199:ASN:O	37:DD:202:LEU:HB2	2.17	0.45
34:DA:429:U:H5'	37:DD:9:CYS:SG	2.56	0.45
47:DN:26:ARG:HD3	47:DN:43:CYS:SG	2.56	0.45
49:DP:39:TYR:HD1	49:DP:49:LEU:HD22	1.81	0.45
50:DQ:51:TYR:CZ	50:DQ:73:VAL:HG11	2.51	0.45
57:DZ:331:TYR:O	57:DZ:332:SER:HB3	2.16	0.45

Continued on next page...

Continued from previous page...

Atom-1	Atom-2	Interatomic distance (Å)	Clash overlap (Å)
57:DZ:536:LYS:HD2	57:DZ:536:LYS:H	1.81	0.45
57:DZ:73:PHE:HA	57:DZ:77:HIS:O	2.17	0.45
26:A2:35:LEU:HA	26:A2:35:LEU:HD23	1.69	0.45
28:A4:59:PHE:HB2	52:BS:42:PRO:HG3	1.99	0.45
31:A7:3:ARG:O	31:A7:6:GLN:NE2	2.43	0.45
1:AA:1105:G:OP2	1:AA:1106:U:H3'	2.17	0.45
1:AA:1074:A:H61	1:AA:1171:G:H2'	1.82	0.45
1:AA:1384:G:O2'	1:AA:1439:A:N1	2.41	0.45
1:AA:2228:G:H2'	1:AA:2229:A:C2	2.52	0.45
1:AA:2321:A:N6	1:AA:2322:A:N1	2.64	0.45
1:AA:239:G:H2'	1:AA:240:A:C8	2.51	0.45
1:AA:2702:C:N4	1:AA:2726:A:H1'	2.31	0.45
1:AA:2705:A:H2'	1:AA:2706:G:C8	2.51	0.45
1:AA:949:C:H2'	1:AA:950:C:C6	2.52	0.45
6:AF:53:THR:HG22	6:AF:56:GLU:H	1.82	0.45
15:AR:41:ALA:HB1	15:AR:114:VAL:HG22	1.99	0.45
19:AV:24:LYS:HE2	19:AV:24:LYS:HB3	1.71	0.45
23:AZ:69:THR:HG22	23:AZ:90:VAL:HA	1.98	0.45
34:BA:1036:G:N3	34:BA:1036:G:H2'	2.31	0.45
34:BA:452:A:O2'	34:BA:453:A:OP2	2.32	0.45
34:BA:517:G:H5'	34:BA:519:C:C2	2.52	0.45
34:BA:766:A:C8	34:BA:814:A:C6	3.05	0.45
35:BB:166:ASP:O	35:BB:170:GLU:HB2	2.16	0.45
42:BI:113:LYS:HE3	42:BI:113:LYS:HB2	1.63	0.45
42:BI:78:LYS:HD3	42:BI:101:PHE:HD2	1.82	0.45
49:BP:17:TYR:HE2	49:BP:41:PRO:HG3	1.81	0.45
51:BR:53:ARG:NE	51:BR:59:SER:O	2.37	0.45
57:BZ:93:GLU:HB3	57:BZ:96:ARG:CZ	2.47	0.45
26:C2:4:SER:HA	26:C2:7:ARG:NH1	2.31	0.45
1:CA:1006:C:C2	1:CA:1138:G:N2	2.84	0.45
1:CA:1050:A:H2'	1:CA:1051:G:C8	2.52	0.45
1:CA:1063:G:O2'	10:CL:91:PRO:HG3	2.16	0.45
1:CA:1082:U:H5'	10:CL:117:THR:HB	1.98	0.45
1:CA:330:A:H2	1:CA:1210:A:H2'	1.81	0.45
1:CA:1568:G:H4'	4:CD:59:LYS:HG2	1.98	0.45
1:CA:2272:U:H5''	1:CA:2273:A:OP1	2.16	0.45
1:CA:2351:G:H8	1:CA:2351:G:O5'	1.99	0.45
1:CA:363(C):G:H2'	1:CA:363(D):G:H8	1.82	0.45
1:CA:776:G:H4'	1:CA:777:A:O5'	2.17	0.45
1:CA:829:A:N7	1:CA:2248:C:H5'	2.31	0.45
1:CA:849:A:H2	27:C3:24:LYS:HG2	1.82	0.45

Continued on next page...

Continued from previous page...

Atom-1	Atom-2	Interatomic distance (Å)	Clash overlap (Å)
3:CC:203:GLU:N	3:CC:203:GLU:CD	2.70	0.45
1:CA:1819:A:H5''	4:CD:158:ALA:HB3	1.99	0.45
7:CG:41:GLN:C	7:CG:43:LEU:H	2.20	0.45
14:CQ:8:LYS:HG2	14:CQ:9:TYR:CZ	2.52	0.45
15:CR:94:TYR:N	15:CR:94:TYR:CD1	2.83	0.45
20:CW:41:LYS:HE3	29:C5:25:LEU:HD11	1.98	0.45
34:DA:1064:G:H21	34:DA:1190:G:H2'	1.82	0.45
34:DA:1147:C:N4	34:DA:1148:U:O4	2.50	0.45
34:DA:1328:C:OP1	54:DU:21:TYR:OH	2.28	0.45
34:DA:1530:G:H2'	34:DA:1531:A:O4'	2.17	0.45
34:DA:515:G:N2	34:DA:537:G:C4	2.85	0.45
35:DB:218:ALA:O	35:DB:222:ILE:HG23	2.17	0.45
57:DZ:164:MET:HB2	57:DZ:258:VAL:O	2.17	0.45
57:DZ:225:GLU:H	57:DZ:225:GLU:CD	2.20	0.45
1:AA:2112:G:N2	25:A1:45:ASN:OD1	2.37	0.45
1:AA:1006:C:OP2	63:AA:4994:HOH:O	2.20	0.45
1:AA:1014:U:H2'	1:AA:1015:C:C6	2.51	0.45
1:AA:1534:G:N2	1:AA:1548:C:C2	2.85	0.45
1:AA:1485:A:C2	1:AA:1600:A:C5	3.05	0.45
3:AC:7:ARG:HH22	3:AC:219:MET:HB2	1.82	0.45
5:AE:120:TRP:CE2	5:AE:155:LYS:HG2	2.52	0.45
6:AF:155:LEU:HD12	6:AF:174:VAL:O	2.17	0.45
8:AH:56:SER:HG	8:AH:61:HIS:HD1	0.56	0.45
14:AQ:21:THR:HG21	14:AQ:101:ARG:HB2	1.98	0.45
1:AA:2331:G:N1	16:AS:3:ARG:HA	2.31	0.45
34:BA:1394:A:C5	34:BA:1501:C:H4'	2.51	0.45
34:BA:24:U:O2'	34:BA:25:C:H5'	2.17	0.45
34:BA:405:U:H3'	34:BA:406:G:H5'	1.99	0.45
34:BA:616:G:N2	34:BA:625:G:C4	2.85	0.45
37:BD:61:LYS:HD3	37:BD:206:PHE:CE1	2.52	0.45
37:BD:65:ARG:HD2	37:BD:70:ILE:O	2.16	0.45
34:BA:1126:U:O4	43:BJ:7:LYS:HE3	2.16	0.45
44:BK:97:ALA:O	44:BK:101:SER:HB3	2.17	0.45
57:BZ:446:THR:HG23	57:BZ:448:GLN:HG2	1.98	0.45
57:BZ:526:VAL:HG23	57:BZ:566:THR:HG23	1.98	0.45
1:CA:1352:U:P	63:CA:3733:HOH:O	2.73	0.45
1:CA:1690:A:H2'	1:CA:1691:C:O4'	2.17	0.45
1:CA:1709:U:O4'	1:CA:2860:A:H1'	2.17	0.45
1:CA:1805:U:O2	4:CD:50:THR:HB	2.17	0.45
1:CA:2070:G:H2'	1:CA:2071:A:C8	2.52	0.45
1:CA:2660:A:N6	57:DZ:634:MET:H	2.15	0.45

Continued on next page...

Continued from previous page...

Atom-1	Atom-2	Interatomic distance (Å)	Clash overlap (Å)
1:CA:2869:G:H2'	1:CA:2870:C:C6	2.52	0.45
3:CC:16:ASP:OD2	3:CC:19:LYS:HB2	2.17	0.45
3:CC:24:ASP:OD1	3:CC:24:ASP:C	2.55	0.45
4:CD:126:GLN:NE2	4:CD:126:GLN:HA	2.32	0.45
7:CG:142:PRO:HB3	28:C4:14:ILE:HD11	1.99	0.45
12:CO:44:LYS:HA	12:CO:44:LYS:HD3	1.70	0.45
1:CA:1249:U:H2'	13:CP:18:ARG:HH22	1.82	0.45
17:CT:28:VAL:O	17:CT:46:GLU:HA	2.17	0.45
34:DA:11:G:C5	34:DA:12:U:C5	3.05	0.45
34:DA:1387:G:H2'	34:DA:1388:C:H6	1.81	0.45
34:DA:355:C:H2'	34:DA:356:A:O4'	2.17	0.45
34:DA:414:A:N6	34:DA:431:A:N3	2.65	0.45
34:DA:542:G:OP1	37:DD:10:ARG:NH2	2.50	0.45
35:DB:172:ILE:O	35:DB:176:GLU:N	2.32	0.45
42:DI:17:VAL:HG22	42:DI:63:ILE:HG12	1.98	0.45
34:DA:663:A:O3'	51:DR:64:ARG:NH2	2.50	0.45
57:DZ:-20:LEU:HD23	57:DZ:-20:LEU:HA	1.76	0.45
57:DZ:284:LEU:HD22	57:DZ:284:LEU:H	1.82	0.45
1:AA:1506:G:H5''	1:AA:1507:A:OP2	2.17	0.45
1:AA:1544:C:O4'	1:AA:1624:C:H4'	2.17	0.45
1:AA:1936:C:O2'	1:AA:1937:U:OP1	2.33	0.45
1:AA:954:C:C2'	1:AA:955:A:H5'	2.47	0.45
3:AC:179:ALA:O	3:AC:180:SER:O	2.35	0.45
3:AC:16:ASP:OD2	3:AC:19:LYS:HB2	2.17	0.45
3:AC:22:THR:HG23	3:AC:25:GLU:OE1	2.17	0.45
4:AD:261:LYS:HG3	4:AD:262:ARG:N	2.32	0.45
6:AF:20:LEU:HD22	6:AF:21:ALA:N	2.32	0.45
7:AG:114:ILE:HA	7:AG:140:ILE:HD11	1.98	0.45
7:AG:80:PHE:HB2	7:AG:82:LEU:HB2	1.98	0.45
19:AV:22:VAL:HG23	19:AV:23:GLU:O	2.16	0.45
34:BA:1216:G:OP1	47:BN:2:ALA:HB3	2.17	0.45
34:BA:39:G:N7	34:BA:547:A:H8	2.15	0.45
34:BA:537:G:H2'	34:BA:538:G:C8	2.49	0.45
36:BC:85:ARG:O	36:BC:89:GLU:HG2	2.17	0.45
42:BI:83:ARG:O	42:BI:86:VAL:HG22	2.17	0.45
44:BK:105:VAL:HG23	44:BK:105:VAL:O	2.17	0.45
49:BP:7:ALA:HB2	49:BP:20:VAL:HG11	1.98	0.45
57:BZ:-16:ILE:O	57:BZ:-13:GLN:HB3	2.16	0.45
57:BZ:70:THR:O	57:BZ:81:ILE:N	2.45	0.45
1:CA:2336:A:H61	24:C0:43:THR:CG2	2.30	0.45
25:C1:23:LYS:HB3	25:C1:29:GLY:HA3	1.98	0.45

Continued on next page...

Continued from previous page...

Atom-1	Atom-2	Interatomic distance (Å)	Clash overlap (Å)
26:C2:21:LEU:HA	26:C2:21:LEU:HD23	1.72	0.45
1:CA:1682:G:H2'	1:CA:1683:C:C6	2.52	0.45
1:CA:1721:G:H8	1:CA:1741:A:H62	1.65	0.45
1:CA:2136:C:HO2'	1:CA:2137:C:C5'	2.30	0.45
1:CA:945:A:C4	1:CA:2448:A:C2	3.05	0.45
1:CA:2646:C:H2'	1:CA:2647:U:O4'	2.16	0.45
1:CA:862:G:H5'	2:CB:79:C:H4'	1.99	0.45
5:CE:143:ASN:HD22	5:CE:147:PRO:HD3	1.81	0.45
16:CS:63:THR:HG23	16:CS:64:GLU:HG3	1.99	0.45
18:CU:76:TYR:CZ	18:CU:80:ILE:HG13	2.52	0.45
34:DA:1255:G:O2'	34:DA:1258:G:O2'	2.34	0.45
34:DA:265:G:H2'	34:DA:267:C:H5	1.82	0.45
34:DA:577:G:O2'	34:DA:578:C:H5'	2.17	0.45
34:DA:834:C:H2'	34:DA:835:U:C6	2.52	0.45
38:DE:103:GLY:H	38:DE:106:PRO:HG2	1.81	0.45
50:DQ:10:VAL:HG13	50:DQ:19:VAL:HB	1.99	0.45
57:DZ:168:ILE:HG23	57:DZ:205:TYR:CE2	2.52	0.45
1:AA:493:G:OP1	31:A7:33:ARG:HD2	2.17	0.44
1:AA:1047:A:OP2	63:AA:3947:HOH:O	2.21	0.44
1:AA:2143:G:O2'	3:AC:168:LYS:HB3	2.17	0.44
1:AA:789:G:H4'	1:AA:1723:A:H5'	1.98	0.44
5:AE:178:GLU:CD	5:AE:178:GLU:H	2.21	0.44
18:AU:59:ARG:HG2	18:AU:59:ARG:NH1	2.32	0.44
1:AA:63:A:O3'	21:AX:71:GLY:HA3	2.17	0.44
34:BA:1236:A:H2'	34:BA:1237:C:C6	2.52	0.44
34:BA:255:G:H2'	34:BA:256:U:C6	2.52	0.44
34:BA:584:G:OP2	50:BQ:87:LYS:NZ	2.46	0.44
34:BA:599:C:H4'	41:BH:130:GLY:C	2.37	0.44
34:BA:814:A:H2'	34:BA:816:A:H5''	1.98	0.44
34:BA:999:C:H42	34:BA:1042:G:H1	1.65	0.44
56:BY:28:G:H2'	56:BY:29:G:C8	2.52	0.44
25:C1:21:ARG:CG	25:C1:21:ARG:HH11	2.29	0.44
28:C4:59:PHE:N	28:C4:60:GLN:HB2	2.32	0.44
1:CA:1053:C:H2'	1:CA:1054:A:O5'	2.17	0.44
1:CA:996:A:N6	1:CA:1160:G:C6	2.85	0.44
1:CA:2465:C:O2	1:CA:2486:G:C2	2.70	0.44
1:CA:696:G:O2'	1:CA:697:C:H5'	2.16	0.44
6:CF:170:LEU:O	6:CF:173:VAL:N	2.39	0.44
7:CG:5:VAL:HG12	28:C4:25:TYR:CE1	2.51	0.44
1:CA:997:G:OP1	18:CU:92:ARG:HG2	2.17	0.44
20:CW:70:TYR:O	20:CW:107:LEU:HD12	2.17	0.44

Continued on next page...

Continued from previous page...

Atom-1	Atom-2	Interatomic distance (Å)	Clash overlap (Å)
21:CX:32:PRO:O	21:CX:77:LYS:HD3	2.16	0.44
22:CY:88:LYS:HB3	22:CY:88:LYS:HE2	1.79	0.44
23:CZ:73:GLN:HB3	23:CZ:87:ASP:CB	2.47	0.44
23:CZ:9:TYR:CE1	23:CZ:61:LEU:HD12	2.53	0.44
34:DA:1162:C:C2	34:DA:1175:G:C2	3.05	0.44
34:DA:987:G:N2	34:DA:1218:C:O2	2.33	0.44
34:DA:416:G:C5	34:DA:417:C:C4	3.05	0.44
34:DA:612:C:H2'	34:DA:613:C:H6	1.81	0.44
34:DA:601:C:C2	34:DA:638:G:N2	2.85	0.44
35:DB:22:LYS:HD2	35:DB:35:GLU:OE2	2.17	0.44
40:DG:101:LEU:O	40:DG:105:VAL:HG23	2.16	0.44
41:DH:51:VAL:HG12	41:DH:52:ASP:N	2.31	0.44
43:DJ:27:ALA:C	43:DJ:29:ARG:H	2.21	0.44
34:DA:1255:G:P	43:DJ:45:ARG:HH22	2.39	0.44
34:DA:980:C:H1'	47:DN:19:ARG:HA	1.99	0.44
58:DX:4:PRO:HA	58:DX:5:MVA:HN1	1.55	0.44
57:DZ:229:LEU:HA	57:DZ:232:LEU:HD23	1.97	0.44
57:DZ:319:ASP:HA	57:DZ:320:PRO:HD3	1.82	0.44
57:DZ:343:ASN:HD21	57:DZ:383:THR:HG23	1.81	0.44
1:AA:1154:U:O2'	1:AA:1155:C:C6	2.70	0.44
1:AA:2027:A:H5''	1:AA:2028:C:OP2	2.17	0.44
1:AA:2589:A:O4'	29:A5:3:LYS:HB2	2.17	0.44
4:AD:89:SER:HB2	4:AD:159:ALA:CB	2.47	0.44
12:AO:105:GLU:O	12:AO:109:LYS:HG3	2.17	0.44
13:AP:95:VAL:HG13	13:AP:125:VAL:HB	1.99	0.44
15:AR:104:ARG:NH1	15:AR:107:ASP:OD2	2.51	0.44
17:AT:106:SER:OG	17:AT:109:GLU:HG3	2.17	0.44
18:AU:59:ARG:HG2	18:AU:59:ARG:HH11	1.81	0.44
34:BA:323:U:H2'	34:BA:324:G:O4'	2.18	0.44
34:BA:394:G:H2'	34:BA:395:C:H6	1.83	0.44
34:BA:921:U:O2	38:BE:19:MET:HB2	2.18	0.44
56:BY:48:C:H2'	56:BY:48:C:OP1	2.17	0.44
1:CA:1094:U:N3	1:CA:1097:U:OP2	2.49	0.44
1:CA:139:G:H21	21:CX:41:ASN:ND2	2.15	0.44
1:CA:1131:G:O6	1:CA:2040:C:H1'	2.17	0.44
1:CA:639:U:H2'	1:CA:640:C:C6	2.51	0.44
1:CA:83:G:O2'	1:CA:102:G:N2	2.44	0.44
3:CC:30:VAL:CG2	3:CC:31:LYS:N	2.78	0.44
3:CC:39:ASP:O	3:CC:178:LYS:HE3	2.17	0.44
12:CO:89:ASN:H	12:CO:89:ASN:ND2	2.15	0.44
22:CY:98:VAL:HG23	22:CY:99:CYS:O	2.17	0.44

Continued on next page...

Continued from previous page...

Atom-1	Atom-2	Interatomic distance (Å)	Clash overlap (Å)
14:CQ:59:ARG:HB2	23:CZ:180:VAL:H	1.82	0.44
34:DA:474:G:H2'	34:DA:475:G:H8	1.83	0.44
34:DA:481:G:H21	34:DA:482:A:N6	2.16	0.44
34:DA:688:G:H2'	34:DA:689:C:H6	1.82	0.44
36:DC:10:PHE:HD1	47:DN:58:LYS:NZ	2.15	0.44
37:DD:42:GLN:O	37:DD:42:GLN:HG2	2.17	0.44
41:DH:64:LYS:HE3	41:DH:64:LYS:HB2	1.83	0.44
34:DA:1321:C:H4'	46:DM:87:TYR:CE2	2.53	0.44
49:DP:39:TYR:CE1	49:DP:73:LEU:HD22	2.52	0.44
53:DT:26:ASN:OD1	53:DT:71:THR:HG23	2.17	0.44
56:DW:39:PSU:H6	56:DW:39:PSU:OP2	2.00	0.44
1:AA:2416:C:O3'	13:AP:77:ARG:NH2	2.50	0.44
1:AA:2418:U:H2'	1:AA:2418:U:H6	1.61	0.44
1:AA:904:C:H4'	24:A0:23:VAL:HG21	1.98	0.44
1:AA:2143:G:C4'	3:AC:168:LYS:NZ	2.81	0.44
4:AD:61:LEU:HD13	4:AD:61:LEU:HA	1.71	0.44
8:AH:3:ARG:NH1	8:AH:54:ARG:HH12	2.15	0.44
15:AR:65:LEU:O	15:AR:68:ARG:HB2	2.17	0.44
17:AT:33:LYS:O	17:AT:82:LEU:HD23	2.17	0.44
34:BA:1128:C:H1'	34:BA:1147:C:H42	1.83	0.44
34:BA:134:A:N6	49:BP:25:ARG:NH1	2.58	0.44
34:BA:453:A:C5	34:BA:454:C:C4	3.05	0.44
34:BA:540:G:H2'	34:BA:541:G:O4'	2.18	0.44
34:BA:397:A:N6	34:BA:548:G:C5	2.85	0.44
34:BA:827:U:H2'	34:BA:859:A:H61	1.83	0.44
34:BA:954:G:H2'	34:BA:955:U:O4'	2.17	0.44
36:BC:91:LEU:HD22	36:BC:101:LEU:HD22	1.99	0.44
38:BE:110:LEU:HD13	38:BE:118:ILE:HD13	2.00	0.44
40:BG:29:LYS:HB3	40:BG:105:VAL:HG21	1.99	0.44
41:BH:5:PRO:O	41:BH:8:ASP:HB3	2.16	0.44
34:BA:1347:G:C8	42:BI:107:ARG:HB2	2.53	0.44
42:BI:18:PHE:HD2	42:BI:62:TYR:HB3	1.82	0.44
42:BI:93:ARG:HB2	42:BI:93:ARG:NH1	2.32	0.44
46:BM:17:VAL:O	46:BM:20:THR:OG1	2.27	0.44
51:BR:34:TYR:CE1	51:BR:35:ARG:HD3	2.52	0.44
57:BZ:600:VAL:HA	57:BZ:684:GLN:NE2	2.32	0.44
1:CA:1013:C:H2'	1:CA:1014:U:C6	2.53	0.44
1:CA:2191:G:H2'	1:CA:2192:G:O4'	2.17	0.44
1:CA:265:A:H8	1:CA:266:G:H1'	1.80	0.44
1:CA:433:C:H2'	1:CA:434:U:C6	2.52	0.44
16:CS:34:HIS:ND1	16:CS:54:LEU:HB2	2.32	0.44

Continued on next page...

Continued from previous page...

Atom-1	Atom-2	Interatomic distance (Å)	Clash overlap (Å)
22:CY:68:HIS:O	22:CY:70:SER:N	2.51	0.44
23:CZ:111:VAL:O	23:CZ:112:ARG:HB3	2.17	0.44
34:DA:1121:U:H6	34:DA:1121:U:O5'	2.00	0.44
34:DA:113:G:O4'	34:DA:354:G:H4'	2.16	0.44
34:DA:1183:A:H4'	34:DA:1184:G:OP2	2.17	0.44
34:DA:1324:A:H4'	34:DA:1362:C:O3'	2.17	0.44
34:DA:56:U:H2'	34:DA:57:G:H8	1.81	0.44
34:DA:66:G:C2	34:DA:67:C:C6	3.06	0.44
36:DC:26:LYS:HB3	36:DC:26:LYS:HE3	1.64	0.44
37:DD:98:GLU:O	37:DD:100:ARG:N	2.51	0.44
41:DH:92:ARG:HB3	41:DH:94:TYR:CE2	2.52	0.44
47:DN:37:PHE:HE2	47:DN:53:LEU:HD22	1.83	0.44
57:DZ:343:ASN:ND2	57:DZ:383:THR:HG23	2.33	0.44
57:DZ:356:LEU:HD12	57:DZ:356:LEU:HA	1.74	0.44
57:DZ:74:TRP:CE3	57:DZ:74:TRP:HA	2.52	0.44
1:AA:1117:G:H1'	1:AA:1135:G:C8	2.53	0.44
1:AA:116:A:O5'	1:AA:117:A:H5''	2.17	0.44
1:AA:1278:G:C6	1:AA:1279:C:C4	3.06	0.44
1:AA:1402:G:O6	63:AA:4518:HOH:O	2.21	0.44
1:AA:1529:G:N2	1:AA:1530:G:C4	2.86	0.44
1:AA:2274:U:OP2	24:A0:16:SER:OG	2.23	0.44
1:AA:2602:A:H2'	1:AA:2603:C:C6	2.52	0.44
1:AA:387:G:H2'	1:AA:388:A:C8	2.49	0.44
1:AA:701:A:O2'	1:AA:702:A:H5'	2.17	0.44
3:AC:55:SER:C	3:AC:57:GLN:N	2.71	0.44
6:AF:122:LYS:HB3	6:AF:191:ARG:HG2	1.99	0.44
8:AH:154:PRO:HB3	8:AH:163:TYR:CZ	2.52	0.44
13:AP:112:LEU:HD13	13:AP:127:ALA:HB2	1.99	0.44
17:AT:128:GLU:O	17:AT:130:ALA:N	2.51	0.44
23:AZ:157:LEU:HD22	23:AZ:161:VAL:HG12	1.99	0.44
34:BA:1129:C:C2	34:BA:1139:G:C6	3.06	0.44
34:BA:1237:C:O2'	34:BA:1300:G:N2	2.45	0.44
34:BA:1248:A:N3	42:BI:70:LYS:HE3	2.33	0.44
34:BA:1429:C:H2'	34:BA:1430:C:C6	2.52	0.44
34:BA:472:A:O2'	49:BP:81:ARG:HA	2.18	0.44
34:BA:837:G:C2	34:BA:850:U:O2	2.70	0.44
35:BB:138:LEU:HA	35:BB:141:GLU:HB3	1.99	0.44
39:BF:62:TRP:CH2	39:BF:64:GLN:HB2	2.52	0.44
41:BH:58:TYR:O	41:BH:59:LEU:HD23	2.18	0.44
43:BJ:7:LYS:O	43:BJ:8:LEU:HD23	2.17	0.44
44:BK:102:GLY:O	44:BK:103:LEU:HD23	2.16	0.44

Continued on next page...

Continued from previous page...

Atom-1	Atom-2	Interatomic distance (Å)	Clash overlap (Å)
46:BM:59:TYR:O	46:BM:63:THR:OG1	2.34	0.44
57:BZ:21:ILE:HG12	57:BZ:21:ILE:H	1.48	0.44
57:BZ:403:GLU:HG2	57:BZ:404:VAL:HG22	1.99	0.44
57:BZ:483:TYR:C	57:BZ:484:ARG:HE	2.16	0.44
1:CA:1231:G:H2'	1:CA:1232:G:C8	2.52	0.44
1:CA:2729:G:H2'	1:CA:2730:C:H6	1.82	0.44
1:CA:308:G:H2'	1:CA:309:G:O4'	2.17	0.44
1:CA:704:G:N3	1:CA:726:G:C2	2.86	0.44
1:CA:915:C:H2'	1:CA:916:G:H5'	1.99	0.44
3:CC:179:ALA:O	3:CC:180:SER:O	2.35	0.44
7:CG:97:ASP:O	7:CG:100:TRP:N	2.50	0.44
8:CH:17:VAL:O	8:CH:45:VAL:HG21	2.18	0.44
10:CL:117:THR:HG21	10:CL:126:MET:SD	2.58	0.44
13:CP:95:VAL:HG22	13:CP:125:VAL:HB	1.98	0.44
14:CQ:56:ARG:HE	14:CQ:56:ARG:HB3	1.36	0.44
15:CR:57:ARG:NE	15:CR:59:ASP:OD1	2.42	0.44
17:CT:90:GLN:OE1	17:CT:91:ARG:N	2.38	0.44
20:CW:60:ASN:ND2	20:CW:60:ASN:N	2.65	0.44
34:DA:102:G:H2'	34:DA:103:C:C6	2.53	0.44
34:DA:448:A:C2	34:DA:449:C:C2	3.05	0.44
34:DA:522:C:H41	45:DL:53:ARG:NH2	2.06	0.44
34:DA:838:G:N2	34:DA:849:C:O2	2.51	0.44
39:DF:19:LEU:HD23	39:DF:19:LEU:O	2.17	0.44
42:DI:17:VAL:HG11	42:DI:81:ILE:HA	1.99	0.44
48:DO:63:ARG:O	48:DO:67:LEU:HD12	2.17	0.44
28:A4:35:VAL:HG22	28:A4:36:CYS:N	2.31	0.44
28:A4:53:GLU:HB2	28:A4:54:GLY:O	2.17	0.44
1:AA:1417:G:C2'	1:AA:1418:U:H5	2.30	0.44
1:AA:1833:A:N1	1:AA:1853:G:H1'	2.32	0.44
1:AA:334:A:C2	1:AA:354:A:C4	3.05	0.44
1:AA:907:U:H1'	1:AA:2280:A:H5'	1.99	0.44
2:AB:30:C:H2'	2:AB:31:C:H5'	1.98	0.44
6:AF:198:ALA:HA	6:AF:201:VAL:HG13	2.00	0.44
8:AH:121:ILE:HA	8:AH:121:ILE:HD13	1.75	0.44
8:AH:83:TYR:CE1	8:AH:138:LYS:HD2	2.53	0.44
17:AT:24:PRO:HA	17:AT:49:VAL:O	2.18	0.44
23:AZ:183:LEU:HD12	23:AZ:183:LEU:HA	1.42	0.44
34:BA:1464:G:H2'	34:BA:1465:C:H6	1.83	0.44
34:BA:401:C:H1'	34:BA:622:A:H1'	2.00	0.44
35:BB:178:ARG:HH12	41:BH:68:ARG:HH22	1.65	0.44
37:BD:202:LEU:HA	37:BD:202:LEU:HD23	1.68	0.44

Continued on next page...

Continued from previous page...

Atom-1	Atom-2	Interatomic distance (Å)	Clash overlap (Å)
34:BA:559:A:P	38:BE:126:ARG:HH22	2.41	0.44
43:BJ:18:ALA:HA	43:BJ:21:GLN:HB2	1.98	0.44
48:BO:9:GLN:C	48:BO:11:VAL:H	2.21	0.44
49:BP:4:ILE:N	49:BP:65:GLN:O	2.45	0.44
52:BS:40:ILE:HG12	52:BS:71:LEU:HD12	1.97	0.44
57:BZ:130:VAL:HA	57:BZ:131:PRO:HD3	1.78	0.44
57:BZ:600:VAL:HG23	57:BZ:684:GLN:OE1	2.17	0.44
24:C0:82:ARG:NH1	24:C0:82:ARG:HB2	2.32	0.44
1:CA:1221(A):C:N3	1:CA:1229:G:C2	2.85	0.44
1:CA:1420:U:O2'	1:CA:1421:G:OP1	2.33	0.44
1:CA:1448:G:H21	1:CA:1528(A):A:H2	1.63	0.44
1:CA:1796:U:H2'	1:CA:1797:C:C6	2.53	0.44
1:CA:2070:G:C2	1:CA:2442:C:C2	3.06	0.44
1:CA:332:A:C2	1:CA:335:C:C5	3.05	0.44
1:CA:887:A:OP1	1:CA:888:C:N4	2.50	0.44
6:CF:120:GLU:OE1	6:CF:122:LYS:HG3	2.18	0.44
7:CG:19:LEU:HD11	7:CG:172:LEU:HB2	2.00	0.44
13:CP:44:GLY:HA2	13:CP:45:LEU:HB2	1.99	0.44
13:CP:65:ARG:HG3	32:C8:25:MET:CG	2.48	0.44
13:CP:81:GLN:NE2	13:CP:105:LEU:O	2.51	0.44
14:CQ:8:LYS:HG2	14:CQ:9:TYR:CE2	2.52	0.44
19:CV:98:GLU:OE1	19:CV:100:ARG:HD3	2.16	0.44
20:CW:65:LEU:HD12	20:CW:68:ARG:HE	1.81	0.44
23:CZ:119:GLU:OE2	23:CZ:122:ARG:NH1	2.50	0.44
34:DA:1085:U:O4'	34:DA:1094:G:N1	2.50	0.44
34:DA:1147:C:H4'	42:DI:5:TYR:CE2	2.53	0.44
34:DA:1228:C:H2'	34:DA:1229:A:C8	2.52	0.44
34:DA:377:G:C2'	34:DA:378:G:H5'	2.47	0.44
35:DB:162:ILE:HG13	35:DB:184:VAL:HG13	1.99	0.44
35:DB:15:VAL:HB	35:DB:209:ARG:HB3	1.98	0.44
35:DB:212:GLN:O	35:DB:216:SER:OG	2.15	0.44
36:DC:157:ILE:HG21	36:DC:164:ARG:HH21	1.83	0.44
34:DA:598:U:H4'	41:DH:94:TYR:CD1	2.52	0.44
49:DP:75:ARG:HG3	49:DP:80:PHE:CD2	2.52	0.44
39:DF:62:TRP:CD1	51:DR:35:ARG:CZ	3.00	0.44
28:A4:55:ARG:HD3	28:A4:55:ARG:HA	1.72	0.44
1:AA:2442:A:N3	1:AA:2442:A:H2'	2.32	0.44
1:AA:2564:U:H2'	1:AA:2566:U:OP2	2.18	0.44
1:AA:2722:C:H2'	1:AA:2723:A:C8	2.52	0.44
1:AA:469:A:C6	6:AF:45:ARG:HD2	2.52	0.44
1:AA:937:A:C5	1:AA:938:G:C8	3.06	0.44

Continued on next page...

Continued from previous page...

Atom-1	Atom-2	Interatomic distance (Å)	Clash overlap (Å)
3:AC:24:ASP:C	3:AC:24:ASP:OD1	2.55	0.44
5:AE:51:PHE:CE2	5:AE:52:LEU:HG	2.53	0.44
5:AE:73:GLU:HA	5:AE:74:PRO:HD3	1.86	0.44
12:AO:49:ARG:HH22	34:BA:1423:G:P	2.36	0.44
17:AT:107:ASP:HA	17:AT:110:ILE:HD12	1.99	0.44
22:AY:97:ARG:HH11	22:AY:97:ARG:HB2	1.82	0.44
23:AZ:110:GLY:HA3	23:AZ:174:VAL:HG11	2.00	0.44
34:BA:450:G:C8	34:BA:481:G:C6	3.05	0.44
34:BA:805:C:H2'	34:BA:806:C:H5'	2.00	0.44
41:BH:25:ASP:OD1	41:BH:60:ARG:HG3	2.17	0.44
51:BR:53:ARG:HA	51:BR:56:THR:HG1	1.82	0.44
52:BS:41:VAL:HG13	52:BS:42:PRO:HD2	2.00	0.44
52:BS:48:THR:OG1	52:BS:48:THR:O	2.24	0.44
1:CA:851:U:C5'	27:C3:49:LYS:HD2	2.47	0.44
28:C4:33:VAL:HG12	28:C4:34:GLU:H	1.81	0.44
1:CA:1488:G:C6	1:CA:1489:U:N3	2.86	0.44
1:CA:1500:G:C6	1:CA:1501:C:C4	3.05	0.44
1:CA:1641:A:H2'	1:CA:1642:G:O4'	2.18	0.44
1:CA:530:G:C6	1:CA:2022:U:H5''	2.53	0.44
1:CA:262:A:H2'	1:CA:263:C:O4'	2.18	0.44
1:CA:2721:A:H2'	1:CA:2722:G:O4'	2.18	0.44
1:CA:836:G:C6	1:CA:837:C:C4	3.06	0.44
1:CA:848:G:N9	1:CA:933:A:H8	2.16	0.44
1:CA:861:A:C2	1:CA:917:A:C4	3.05	0.44
1:CA:994:C:O2	19:CV:10:LYS:NZ	2.38	0.44
3:CC:22:THR:HG23	3:CC:25:GLU:OE1	2.17	0.44
3:CC:55:SER:C	3:CC:57:GLN:N	2.71	0.44
4:CD:153:ALA:O	4:CD:157:ARG:NH1	2.51	0.44
4:CD:265:PRO:O	4:CD:267:SER:N	2.51	0.44
5:CE:163:GLU:HG2	5:CE:164:ARG:N	2.33	0.44
7:CG:142:PRO:HG2	7:CG:143:GLU:OE1	2.18	0.44
11:CN:34:LEU:HD12	11:CN:34:LEU:HA	1.48	0.44
16:CS:4:LEU:HD22	16:CS:8:GLU:OE2	2.16	0.44
34:DA:235:C:H2'	34:DA:236:G:H8	1.83	0.44
34:DA:421:U:OP2	34:DA:422:C:H5	2.00	0.44
34:DA:438:G:H4'	37:DD:123:HIS:ND1	2.33	0.44
34:DA:579:G:H2'	34:DA:580:U:C6	2.53	0.44
34:DA:599:C:H5''	41:DH:95:VAL:O	2.17	0.44
37:DD:105:VAL:HG21	37:DD:126:ILE:HD12	2.00	0.44
54:DU:9:ARG:O	54:DU:13:ILE:HG13	2.17	0.44
56:DY:55:PSU:HN1	56:DY:57:G:H5'	1.82	0.44

Continued on next page...

Continued from previous page...

Atom-1	Atom-2	Interatomic distance (Å)	Clash overlap (Å)
57:DZ:170:ARG:HA	57:DZ:170:ARG:HD3	1.77	0.44
57:DZ:610:VAL:HG11	57:DZ:655:TYR:OH	2.17	0.44
1:AA:154:G:C6	1:AA:155:C:N4	2.86	0.44
1:AA:1730:C:H2'	1:AA:1731:C:C6	2.52	0.44
1:AA:1752:G:C6	1:AA:1753:U:C4	3.05	0.44
1:AA:1765:U:H2'	1:AA:1766:G:O4'	2.18	0.44
1:AA:438:G:C5	13:AP:72:PRO:HB3	2.53	0.44
1:AA:990:A:C2	63:AA:4758:HOH:O	2.56	0.44
10:AL:105:LEU:HD22	10:AL:120:LEU:HD22	1.99	0.44
13:AP:71:VAL:HA	13:AP:72:PRO:HA	1.64	0.44
20:AW:20:VAL:HG11	20:AW:44:ALA:HA	2.00	0.44
34:BA:1183:A:H3'	34:BA:1184:G:C5'	2.46	0.44
46:BM:15:VAL:HG12	46:BM:19:LEU:CD1	2.47	0.44
49:BP:20:VAL:HG22	49:BP:21:VAL:N	2.31	0.44
49:BP:17:TYR:CE2	49:BP:41:PRO:HG3	2.52	0.44
50:BQ:84:LEU:O	50:BQ:87:LYS:HB2	2.18	0.44
57:BZ:123:ARG:HB2	57:BZ:123:ARG:CZ	2.46	0.44
57:BZ:405:PRO:HG2	57:BZ:439:ARG:NH2	2.33	0.44
1:CA:110:G:N3	1:CA:111:A:C8	2.86	0.44
1:CA:1241:A:C2	1:CA:1242:A:C5	3.05	0.44
1:CA:1641:A:N6	1:CA:1642:G:C2	2.86	0.44
1:CA:2136:C:O2'	1:CA:2137:C:O5'	2.31	0.44
1:CA:2392:A:OP2	32:C8:31:HIS:NE2	2.47	0.44
1:CA:2544:G:H1'	1:CA:2646:C:H4'	1.99	0.44
1:CA:2743:C:H2'	1:CA:2744:G:O4'	2.18	0.44
1:CA:657:U:H2'	1:CA:658:C:C6	2.53	0.44
1:CA:853:G:H1	1:CA:924:C:H42	1.66	0.44
1:CA:992:C:OP1	19:CV:74:LYS:NZ	2.29	0.44
3:CC:194:ILE:HD11	3:CC:227:PRO:HB2	1.99	0.44
3:CC:30:VAL:CG2	3:CC:31:LYS:H	2.27	0.44
5:CE:111:ARG:HD2	5:CE:160:TYR:CE2	2.51	0.44
7:CG:138:GLN:OE1	7:CG:153:ARG:N	2.51	0.44
10:CL:90:LYS:HA	10:CL:91:PRO:HD3	1.70	0.44
12:CO:77:ILE:HG13	17:CT:74:ARG:HG2	1.99	0.44
12:CO:97:ARG:CZ	12:CO:99:PHE:HE2	2.31	0.44
23:CZ:132:ASN:O	23:CZ:134:PRO:HD3	2.18	0.44
23:CZ:99:TYR:CE2	23:CZ:125:LEU:HD13	2.53	0.44
34:DA:1375:A:H2'	34:DA:1376:U:O4'	2.17	0.44
34:DA:444:C:H2'	34:DA:445:G:C8	2.53	0.44
34:DA:46:G:H2'	34:DA:366:C:H5	1.82	0.44
34:DA:690:G:H2'	34:DA:691:G:O4'	2.17	0.44

Continued on next page...

Continued from previous page...

Atom-1	Atom-2	Interatomic distance (Å)	Clash overlap (Å)
48:DO:55:GLY:HA2	48:DO:58:MET:HE3	1.99	0.44
49:DP:22:THR:HG23	49:DP:23:ASP:O	2.18	0.44
57:DZ:129:LYS:HA	57:DZ:253:LEU:HD21	1.99	0.44
57:DZ:219:VAL:C	57:DZ:221:ALA:H	2.21	0.44
57:DZ:325:LEU:HD23	57:DZ:327:PHE:CZ	2.53	0.44
57:DZ:630:GLN:HG2	57:DZ:646:PHE:O	2.18	0.44
57:DZ:74:TRP:CD1	57:DZ:273:LEU:HB3	2.53	0.44
1:AA:1686:U:O2'	1:AA:1687:C:H5'	2.18	0.44
1:AA:2768:C:C4	33:A9:19:ARG:NH1	2.86	0.44
1:AA:975:U:H4'	1:AA:976:G:O5'	2.18	0.44
4:AD:242:ARG:HG2	4:AD:246:PRO:HG3	1.99	0.44
8:AH:88:LEU:HD13	8:AH:88:LEU:HA	1.68	0.44
18:AU:76:TYR:CZ	18:AU:80:ILE:HG13	2.53	0.44
34:BA:1233:G:H2'	34:BA:1234:C:H6	1.79	0.44
35:BB:209:ARG:O	35:BB:212:GLN:HB2	2.18	0.44
40:BG:57:GLU:HA	40:BG:58:PRO:HD2	1.89	0.44
41:BH:37:ARG:HE	41:BH:37:ARG:HB3	1.34	0.44
39:BF:49:ALA:N	51:BR:77:GLY:O	2.28	0.44
57:BZ:110:SER:HB2	57:BZ:137:ASN:O	2.16	0.44
57:BZ:-2:ALA:O	57:BZ:0:ARG:N	2.51	0.44
57:BZ:363:ARG:CB	57:BZ:363:ARG:HH11	2.31	0.44
24:C0:23:VAL:HG22	24:C0:38:VAL:HG22	2.00	0.44
25:C1:83:GLU:HA	25:C1:84:GLY:HA2	1.60	0.44
31:C7:11:LYS:O	31:C7:15:THR:HB	2.18	0.44
1:CA:1045:A:O4'	1:CA:1047:G:H8	2.01	0.44
1:CA:1340:U:OP1	21:CX:16:LYS:NZ	2.46	0.44
1:CA:1363:C:H2'	1:CA:1364:G:C8	2.52	0.44
1:CA:1512:U:H2'	1:CA:1513:C:C6	2.50	0.44
1:CA:2415:G:C6	1:CA:2416:C:C4	3.06	0.44
1:CA:2660:A:H2'	1:CA:2661:G:O4'	2.18	0.44
1:CA:1297:C:OP1	1:CA:2710:C:H4'	2.18	0.44
1:CA:2869:G:O5'	1:CA:2869:G:H8	2.00	0.44
1:CA:873:G:N2	1:CA:905:U:O2	2.51	0.44
14:CQ:139:GLU:OE1	14:CQ:139:GLU:N	2.50	0.44
19:CV:76:LYS:HB2	19:CV:81:TYR:HD2	1.82	0.44
20:CW:75:TYR:CE1	20:CW:104:THR:HB	2.53	0.44
22:CY:29:GLU:HB3	22:CY:38:ILE:HG13	1.99	0.44
1:CA:328:U:H4'	22:CY:68:HIS:CG	2.53	0.44
34:DA:1479:C:H2'	34:DA:1480:G:C8	2.52	0.44
34:DA:1483:A:H2'	34:DA:1484:C:O4'	2.18	0.44
35:DB:175:ARG:O	35:DB:179:LYS:HB2	2.17	0.44

Continued on next page...

Continued from previous page...

Atom-1	Atom-2	Interatomic distance (Å)	Clash overlap (Å)
37:DD:158:ILE:O	37:DD:162:LEU:HB2	2.18	0.44
38:DE:75:THR:HG23	38:DE:76:ILE:O	2.18	0.44
39:DF:67:MET:HE3	39:DF:75:LEU:HG	1.99	0.44
43:DJ:37:PRO:HA	43:DJ:72:VAL:HG13	1.99	0.44
51:DR:52:PRO:O	51:DR:56:THR:HG23	2.17	0.44
56:DY:51:U:O2	56:DY:63:G:N2	2.33	0.44
57:DZ:6:GLU:HA	57:DZ:9:LEU:CD2	2.48	0.44
24:A0:10:THR:CG2	24:A0:12:ASN:HB2	2.48	0.44
1:AA:1410:G:C8	25:A1:3:LYS:HE2	2.52	0.44
1:AA:1015:C:O2	1:AA:1030:A:O2'	2.29	0.44
1:AA:1550:C:H2'	1:AA:1551:C:C6	2.52	0.44
1:AA:1553:A:HO2'	1:AA:1554:A:P	2.41	0.44
1:AA:1781:G:N3	1:AA:2870:A:H2	2.15	0.44
1:AA:2181:G:H2'	1:AA:2182:G:H8	1.83	0.44
1:AA:2213:G:H5'	1:AA:2214:G:OP2	2.18	0.44
1:AA:2584:A:N7	5:AE:144:ARG:HD2	2.32	0.44
1:AA:310:C:C2'	1:AA:311:C:H5'	2.48	0.44
1:AA:85:C:O2'	1:AA:86:C:H5'	2.18	0.44
2:AB:66:A:C6	2:AB:109:C:C6	3.06	0.44
3:AC:39:ASP:O	3:AC:178:LYS:HE3	2.17	0.44
4:AD:223:GLY:HA3	4:AD:231:HIS:CE1	2.53	0.44
22:AY:96:ILE:HD12	22:AY:98:VAL:CG1	2.48	0.44
34:BA:1112:C:N3	36:BC:178:LEU:N	2.52	0.44
34:BA:149:A:H2'	34:BA:150:C:C6	2.52	0.44
34:BA:1502:A:H2	34:BA:1505:G:H22	1.66	0.44
34:BA:192:U:H2'	34:BA:193:C:C6	2.53	0.44
34:BA:322:C:O3'	53:BT:23:ARG:HB2	2.17	0.44
34:BA:1112:C:H1'	36:BC:179:ARG:HG2	2.00	0.44
41:BH:97:VAL:O	41:BH:100:ILE:HG13	2.18	0.44
42:BI:17:VAL:HG21	42:BI:81:ILE:HG22	1.99	0.44
34:BA:502:G:OP1	45:BL:116:SER:HA	2.18	0.44
34:BA:1227:A:OP2	46:BM:96:LEU:HD21	2.18	0.44
50:BQ:41:LYS:NZ	50:BQ:92:ARG:HH21	2.11	0.44
52:BS:81:ARG:HB2	52:BS:81:ARG:HE	1.63	0.44
53:BT:97:ALA:O	53:BT:99:LEU:N	2.46	0.44
57:BZ:-23:LEU:C	57:BZ:-21:ALA:H	2.22	0.44
30:C6:3:SER:OG	30:C6:5:VAL:HG13	2.17	0.44
1:CA:1837:C:OP1	34:DA:784:C:H4'	2.17	0.44
1:CA:2275:C:H6	1:CA:2275:C:H5'	1.83	0.44
1:CA:2404:C:O3'	13:CP:77:ARG:NH2	2.50	0.44
1:CA:333:G:H5''	1:CA:334:C:OP2	2.18	0.44

Continued on next page...

Continued from previous page...

Atom-1	Atom-2	Interatomic distance (Å)	Clash overlap (Å)
2:CB:107:G:OP1	23:CZ:31:ARG:NH2	2.48	0.44
3:CC:211:ARG:HH11	3:CC:211:ARG:HG2	1.81	0.44
14:CQ:118:LEU:HA	14:CQ:118:LEU:HD23	1.80	0.44
2:CB:48:A:P	16:CS:30:ARG:HH12	2.41	0.44
16:CS:68:GLN:HA	16:CS:71:ARG:HG3	1.99	0.44
17:CT:66:VAL:HA	17:CT:71:GLY:HA2	2.00	0.44
18:CU:65:ILE:O	18:CU:69:CYS:HB2	2.17	0.44
34:DA:302:G:O2'	34:DA:556:C:H5''	2.18	0.44
34:DA:757:U:H2'	34:DA:758:G:O4'	2.18	0.44
35:DB:175:ARG:HB3	35:DB:175:ARG:CZ	2.48	0.44
35:DB:25:ASN:HA	35:DB:26:PRO:HD3	1.76	0.44
37:DD:171:GLY:HA2	37:DD:172:PRO:HD2	1.76	0.44
40:DG:51:GLN:O	40:DG:55:GLY:HA2	2.18	0.44
43:DJ:38:ILE:CG1	43:DJ:71:LEU:HB3	2.47	0.44
48:DO:78:TYR:C	48:DO:80:ALA:H	2.21	0.44
25:A1:91:LYS:O	25:A1:95:LEU:HD22	2.18	0.43
28:A4:35:VAL:HG22	28:A4:36:CYS:H	1.81	0.43
31:A7:5:TRP:CE3	31:A7:5:TRP:HA	2.52	0.43
33:A9:11:CYS:HB3	33:A9:32:HIS:HE1	1.82	0.43
1:AA:239:G:C6	1:AA:240:A:C6	3.05	0.43
3:AC:194:ILE:HD11	3:AC:227:PRO:HB2	1.99	0.43
3:AC:54:ARG:HH22	3:AC:56:ASP:HB3	1.76	0.43
4:AD:17:THR:O	4:AD:204:ILE:HG23	2.18	0.43
8:AH:3:ARG:HD2	8:AH:3:ARG:HA	1.71	0.43
18:AU:74:LEU:HD12	18:AU:74:LEU:H	1.83	0.43
23:AZ:100:VAL:HA	23:AZ:101:PRO:HD3	1.83	0.43
23:AZ:48:PHE:CE2	23:AZ:71:VAL:HG11	2.53	0.43
34:BA:1072:G:C2	34:BA:1073:U:C2	3.05	0.43
34:BA:454:C:H5''	34:BA:455:C:OP2	2.18	0.43
36:BC:184:TYR:HE1	36:BC:199:LYS:HB3	1.83	0.43
34:BA:401:C:OP2	37:BD:73:ARG:NH1	2.51	0.43
57:BZ:284:LEU:HD12	57:BZ:284:LEU:HA	1.76	0.43
57:BZ:487:ILE:O	57:BZ:516:PRO:HB3	2.18	0.43
1:CA:2331:G:H4'	24:C0:43:THR:H	1.83	0.43
1:CA:2689:U:OP2	1:CA:2719:G:N2	2.45	0.43
3:CC:7:ARG:HH22	3:CC:219:MET:HB2	1.82	0.43
4:CD:41:GLY:O	4:CD:43:ARG:HD2	2.18	0.43
8:CH:8:PRO:HA	8:CH:50:VAL:O	2.18	0.43
16:CS:5:THR:OG1	16:CS:8:GLU:OE2	2.35	0.43
17:CT:54:ARG:HA	17:CT:59:THR:HB	2.00	0.43
18:CU:90:VAL:O	18:CU:95:LEU:HD22	2.17	0.43

Continued on next page...

Continued from previous page...

Atom-1	Atom-2	Interatomic distance (Å)	Clash overlap (Å)
34:DA:1074:G:O2'	34:DA:1101:A:N1	2.39	0.43
34:DA:1307:U:H5''	46:DM:101:GLN:HE22	1.82	0.43
38:DE:11:ILE:HB	38:DE:31:LEU:HD12	1.99	0.43
35:DB:179:LYS:HG3	41:DH:72:PRO:HG3	2.00	0.43
48:DO:24:SER:OG	48:DO:25:THR:N	2.51	0.43
48:DO:28:GLN:HB3	48:DO:28:GLN:HE21	1.66	0.43
48:DO:5:LYS:HD3	48:DO:5:LYS:H	1.82	0.43
57:DZ:243:VAL:HG13	57:DZ:279:TYR:HE1	1.82	0.43
57:DZ:-9:LEU:O	57:DZ:-7:GLU:N	2.51	0.43
1:AA:1204:C:H4'	27:A3:32:GLN:HB2	2.01	0.43
29:A5:16:ARG:NH1	29:A5:17:ASP:OD1	2.50	0.43
1:AA:1298:G:C2	18:AU:33:ARG:HG2	2.53	0.43
1:AA:152:G:H2'	1:AA:153:C:H6	1.82	0.43
1:AA:1739:U:H2'	1:AA:1741:C:C5	2.54	0.43
1:AA:1993:A:H5'	1:AA:1994:A:H5''	2.00	0.43
1:AA:2227:G:H5'	1:AA:2228:G:C5	2.52	0.43
63:AA:5273:HOH:O	5:AE:159:HIS:HB3	2.17	0.43
6:AF:53:THR:CG2	6:AF:55:GLY:H	2.31	0.43
7:AG:8:LYS:HD3	7:AG:100:TRP:NE1	2.33	0.43
8:AH:3:ARG:HG3	8:AH:5:GLY:H	1.81	0.43
13:AP:2:LYS:HZ2	13:AP:4:SER:H	1.65	0.43
34:BA:1435:G:O5'	34:BA:1435:G:H8	2.02	0.43
38:BE:27:ARG:HE	38:BE:27:ARG:HB2	1.38	0.43
41:BH:53:VAL:O	41:BH:56:LYS:HG2	2.18	0.43
41:BH:51:VAL:HG21	41:BH:60:ARG:HB2	1.99	0.43
34:BA:377:G:OP1	49:BP:5:ARG:HD2	2.18	0.43
39:BF:49:ALA:HB2	51:BR:78:LEU:O	2.17	0.43
57:BZ:119:GLU:HB3	57:BZ:123:ARG:NH2	2.33	0.43
26:C2:59:ARG:O	26:C2:63:VAL:HG23	2.18	0.43
30:C6:13:CYS:O	30:C6:17:LYS:HA	2.18	0.43
1:CA:1279:G:H2'	1:CA:1280:G:O4'	2.17	0.43
1:CA:1355:G:OP1	4:CD:38:LYS:HE2	2.18	0.43
1:CA:1657:C:O2'	1:CA:1658:C:H5'	2.19	0.43
1:CA:2729:G:H1'	63:CE:403:HOH:O	2.18	0.43
1:CA:302:C:H42	1:CA:315:G:H1	1.65	0.43
1:CA:530:G:N3	1:CA:530:G:O4'	2.49	0.43
1:CA:774:A:N3	1:CA:774:A:H2'	2.32	0.43
4:CD:166:GLN:HA	4:CD:166:GLN:OE1	2.18	0.43
1:CA:1798:U:H5''	4:CD:260:ARG:HB3	2.00	0.43
5:CE:97:LYS:N	5:CE:100:GLU:OE1	2.48	0.43
7:CG:120:LEU:HB3	7:CG:121:ASN:H	1.66	0.43

Continued on next page...

Continued from previous page...

Atom-1	Atom-2	Interatomic distance (Å)	Clash overlap (Å)
13:CP:97:PRO:HB2	13:CP:98:GLU:OE2	2.19	0.43
14:CQ:135:ASP:HB3	14:CQ:136:ALA:H	1.57	0.43
1:CA:309:G:O3'	22:CY:18:GLY:HA2	2.18	0.43
34:DA:1239:A:O2'	40:DG:114:ARG:O	2.36	0.43
34:DA:391:G:C6	34:DA:392:G:C5	3.06	0.43
34:DA:757:U:OP1	34:DA:822:C:O2'	2.26	0.43
36:DC:22:TRP:HB2	36:DC:23:TYR:H	1.67	0.43
37:DD:103:ASN:OD1	37:DD:114:ARG:NE	2.38	0.43
37:DD:79:PHE:O	37:DD:82:ALA:HB3	2.18	0.43
40:DG:121:ALA:O	40:DG:124:LEU:HB2	2.18	0.43
34:DA:256:U:H5'	50:DQ:17:LYS:HZ2	1.83	0.43
53:DT:56:MET:HB2	53:DT:84:LEU:HD11	2.00	0.43
57:DZ:111:SER:HA	57:DZ:143:GLY:O	2.17	0.43
57:DZ:170:ARG:H	57:DZ:170:ARG:NH1	2.13	0.43
25:A1:71:TYR:O	25:A1:72:GLU:C	2.56	0.43
29:A5:41:PRO:HA	29:A5:42:PRO:HD2	1.82	0.43
1:AA:1090:G:HO2'	1:AA:1157:A:H62	1.48	0.43
1:AA:2331:G:H1	16:AS:3:ARG:HA	1.83	0.43
3:AC:60:ARG:HG3	3:AC:165:ARG:HB2	2.01	0.43
4:AD:108:PRO:HD2	4:AD:111:LEU:CB	2.48	0.43
4:AD:37:LEU:HD12	4:AD:37:LEU:HA	1.72	0.43
7:AG:143:GLU:OE2	28:A4:26:SER:OG	2.28	0.43
17:AT:96:ARG:CZ	17:AT:96:ARG:HB3	2.42	0.43
1:AA:333:G:H4'	22:AY:18:GLY:HA2	2.00	0.43
23:AZ:156:LYS:CG	23:AZ:157:LEU:N	2.81	0.43
34:BA:1077:G:N1	34:BA:1081:G:C6	2.86	0.43
34:BA:1296:C:H4'	34:BA:1302:U:C5	2.53	0.43
34:BA:271:C:H2'	34:BA:272:C:C6	2.54	0.43
34:BA:49:U:H3	34:BA:362:G:H1'	1.84	0.43
34:BA:481:G:O2'	34:BA:483:C:N4	2.51	0.43
34:BA:515:G:N3	34:BA:537:G:C2	2.86	0.43
34:BA:763:G:H2'	34:BA:764:C:C6	2.53	0.43
34:BA:892:A:H2'	34:BA:893:C:H6	1.83	0.43
36:BC:23:TYR:C	36:BC:23:TYR:CD2	2.92	0.43
37:BD:53:ASP:N	37:BD:53:ASP:OD1	2.50	0.43
40:BG:146:GLU:OE2	40:BG:149:ARG:HD2	2.18	0.43
57:BZ:149:VAL:O	57:BZ:153:MET:HG3	2.18	0.43
1:CA:1049:C:H2'	1:CA:1050:A:H8	1.84	0.43
1:CA:1143:A:OP1	11:CN:25:ARG:NH2	2.38	0.43
1:CA:1509(B):A:H2'	1:CA:1510:G:O4'	2.17	0.43
1:CA:2177:C:O2	3:CC:171:ALA:HB2	2.18	0.43

Continued on next page...

Continued from previous page...

Atom-1	Atom-2	Interatomic distance (Å)	Clash overlap (Å)
1:CA:2320:A:C2	1:CA:2333:A:C8	3.07	0.43
1:CA:375:C:H2'	1:CA:376:C:C6	2.53	0.43
1:CA:868:U:C4	1:CA:869:G:N7	2.87	0.43
7:CG:103:LEU:HA	7:CG:106:LEU:HB3	2.00	0.43
16:CS:35:ILE:HG23	16:CS:101:LEU:HD12	1.99	0.43
23:CZ:156:LYS:HD2	23:CZ:157:LEU:N	2.32	0.43
34:DA:165:C:H2'	34:DA:166:G:C8	2.53	0.43
34:DA:833:U:O2'	34:DA:834:C:H5'	2.17	0.43
35:DB:16:HIS:HB2	35:DB:204:ASN:HB3	2.00	0.43
35:DB:44:LEU:HD22	35:DB:44:LEU:H	1.82	0.43
35:DB:76:GLN:HB3	35:DB:76:GLN:HE21	1.60	0.43
38:DE:53:LEU:O	38:DE:57:LYS:HB2	2.17	0.43
40:DG:131:LYS:HE2	40:DG:131:LYS:HB3	1.79	0.43
40:DG:26:PHE:O	40:DG:30:ILE:HG13	2.18	0.43
42:DI:99:LEU:HB3	42:DI:101:PHE:CE1	2.52	0.43
44:DK:33:THR:OG1	44:DK:34:ASP:N	2.50	0.43
34:DA:976:G:P	47:DN:32:SER:H	2.40	0.43
56:DW:33:U:H5	56:DW:36:A:OP2	2.01	0.43
57:DZ:420:ASP:HB3	57:DZ:473:ASP:OD1	2.17	0.43
1:AA:1036:A:H5''	1:AA:1037:C:OP1	2.18	0.43
1:AA:11:G:H2'	1:AA:12:U:C5'	2.40	0.43
1:AA:1359:U:H2'	1:AA:1656:A:C2	2.54	0.43
1:AA:1450:C:O2'	1:AA:1451:U:H5'	2.19	0.43
1:AA:1464:G:O5'	1:AA:1464:G:H8	2.01	0.43
1:AA:2298:A:H4'	1:AA:2299:A:O4'	2.19	0.43
1:AA:2340:A:H2'	1:AA:2341:G:O4'	2.18	0.43
1:AA:243:G:N7	32:A8:5:LYS:HE2	2.33	0.43
1:AA:400:U:H1'	1:AA:450:A:N3	2.33	0.43
3:AC:31:LYS:HG2	3:AC:31:LYS:H	1.57	0.43
6:AF:7:TYR:CD1	6:AF:24:LEU:HB2	2.53	0.43
15:AR:109:ALA:HA	15:AR:110:PRO:HD2	1.77	0.43
34:BA:1079:G:C6	34:BA:1080:A:N6	2.87	0.43
34:BA:376:G:H2'	34:BA:377:G:H8	1.83	0.43
34:BA:541:G:N2	34:BA:542:G:H1'	2.34	0.43
34:BA:567:G:H1'	63:BA:5202:HOH:O	2.18	0.43
34:BA:667:G:H4'	48:BO:51:HIS:CE1	2.54	0.43
55:BV:15:A:H2	56:BW:37:MIA:H131	1.84	0.43
57:BZ:114:VAL:HG12	57:BZ:156:ARG:NH2	2.33	0.43
57:BZ:12:LEU:HD12	57:BZ:78:ARG:HB3	1.99	0.43
30:C6:45:LYS:HE2	30:C6:46:HIS:O	2.19	0.43
1:CA:686:G:C4	31:C7:11:LYS:HG2	2.54	0.43

Continued on next page...

Continued from previous page...

Atom-1	Atom-2	Interatomic distance (Å)	Clash overlap (Å)
1:CA:1252:G:O2'	1:CA:1253:A:C8	2.71	0.43
1:CA:2228:G:C6	1:CA:2229:C:C4	3.06	0.43
1:CA:566:U:OP1	13:CP:29:LYS:NZ	2.40	0.43
1:CA:623:G:H2'	1:CA:624:C:C6	2.54	0.43
2:CB:6:C:H2'	2:CB:7:G:O4'	2.19	0.43
3:CC:60:ARG:HG3	3:CC:165:ARG:HB2	2.01	0.43
5:CE:58:ARG:HA	5:CE:58:ARG:HD3	1.72	0.43
6:CF:159:GLY:O	6:CF:160:ASN:HB2	2.18	0.43
7:CG:34:LEU:HD13	7:CG:103:LEU:HD13	2.00	0.43
7:CG:167:GLU:OE2	7:CG:167:GLU:N	2.50	0.43
12:CO:26:LYS:O	12:CO:30:ALA:HB2	2.18	0.43
13:CP:65:ARG:HG3	32:C8:25:MET:HG3	2.00	0.43
16:CS:68:GLN:O	16:CS:71:ARG:HB2	2.18	0.43
34:DA:108:G:N1	53:DT:15:ARG:HG3	2.34	0.43
34:DA:1316:G:H1	52:DS:3:ARG:HG3	1.83	0.43
34:DA:392:G:H2'	34:DA:393:A:C8	2.54	0.43
38:DE:41:VAL:O	38:DE:67:VAL:N	2.49	0.43
40:DG:32:ARG:HH22	40:DG:109:ASN:HD21	1.66	0.43
41:DH:44:PHE:CD1	41:DH:79:VAL:HG13	2.51	0.43
39:DF:49:ALA:HB1	51:DR:80:PRO:HB3	2.00	0.43
57:DZ:126:GLU:O	57:DZ:128:TYR:N	2.52	0.43
57:DZ:358:MET:CE	57:DZ:363:ARG:HH11	2.32	0.43
57:DZ:656:ALA:HA	57:DZ:669:PHE:CZ	2.53	0.43
1:AA:1123:A:H4'	10:AL:91:PRO:HG2	2.01	0.43
1:AA:1249:A:N1	1:AA:1287:A:N7	2.67	0.43
1:AA:2431:U:H2'	1:AA:2432:C:C6	2.53	0.43
1:AA:2673:G:C6	1:AA:2674:A:C2	3.06	0.43
1:AA:504:A:C6	1:AA:506:A:C6	3.06	0.43
1:AA:603:C:H2'	1:AA:604:C:C6	2.53	0.43
1:AA:637:U:H5'	1:AA:640:A:N6	2.34	0.43
5:AE:170:LEU:HD23	5:AE:184:VAL:HG11	2.01	0.43
1:AA:1153:G:H4'	9:AK:81:VAL:HA	2.00	0.43
12:AO:1:MET:HE3	12:AO:32:TYR:CD1	2.54	0.43
34:BA:1277:C:H1'	34:BA:1282:C:O2	2.17	0.43
34:BA:414:A:C4	34:BA:415:A:C8	3.07	0.43
34:BA:596:C:OP2	63:BA:5160:HOH:O	2.21	0.43
34:BA:859:A:H2'	34:BA:860:A:H8	1.82	0.43
35:BB:19:HIS:HE1	35:BB:189:ASP:CB	2.30	0.43
35:BB:200:ILE:HG12	35:BB:200:ILE:H	1.64	0.43
36:BC:58:GLU:O	36:BC:59:ARG:HG3	2.18	0.43
38:BE:123:LEU:HA	38:BE:123:LEU:HD23	1.64	0.43

Continued on next page...

Continued from previous page...

Atom-1	Atom-2	Interatomic distance (Å)	Clash overlap (Å)
40:BG:153:HIS:HE1	44:BK:57:THR:HG22	1.82	0.43
41:BH:35:ILE:HD11	41:BH:134:ILE:HG21	2.00	0.43
28:A4:58:ARG:HD2	46:BM:80:ARG:HH21	1.82	0.43
57:BZ:487:ILE:HD13	57:BZ:514:VAL:HG12	2.00	0.43
57:BZ:631:ILE:HA	57:BZ:645:ALA:CB	2.48	0.43
24:C0:25:ARG:HA	24:C0:25:ARG:HD3	1.80	0.43
25:C1:95:LEU:HA	25:C1:98:LEU:HD12	1.99	0.43
26:C2:3:LEU:O	26:C2:7:ARG:HG3	2.18	0.43
1:CA:2137:C:N4	1:CA:2154:G:H1	2.11	0.43
1:CA:2328:A:H2'	1:CA:2329:G:O4'	2.18	0.43
1:CA:292:C:H2'	1:CA:293:U:H6	1.83	0.43
8:CH:3:ARG:NH1	8:CH:5:GLY:H	2.16	0.43
16:CS:35:ILE:HG13	16:CS:66:ALA:HB2	2.00	0.43
19:CV:25:LEU:O	19:CV:64:HIS:NE2	2.52	0.43
21:CX:12:VAL:HG12	21:CX:17:ALA:HB2	1.99	0.43
34:DA:998:G:H22	34:DA:1043:C:N4	2.17	0.43
34:DA:1045:C:C4	34:DA:1046:A:C8	3.07	0.43
34:DA:264:U:H2'	34:DA:265:G:O4'	2.19	0.43
34:DA:449:C:H2'	34:DA:450:G:O4'	2.19	0.43
34:DA:490:G:H2'	34:DA:491:G:C8	2.53	0.43
34:DA:854:G:C6	34:DA:855:G:N7	2.86	0.43
34:DA:983:A:N3	34:DA:983:A:H3'	2.34	0.43
35:DB:16:HIS:HD2	35:DB:204:ASN:HB3	1.78	0.43
43:DJ:11:PHE:CE1	43:DJ:67:THR:HB	2.54	0.43
45:DL:24:VAL:CG1	45:DL:27:LEU:HD22	2.46	0.43
47:DN:24:CYS:HB3	47:DN:27:CYS:SG	2.58	0.43
51:DR:22:VAL:HG23	51:DR:55:ARG:O	2.18	0.43
57:DZ:177:ILE:HG23	57:DZ:260:LEU:HD11	2.01	0.43
57:DZ:20:HIS:O	57:DZ:21:ILE:HD13	2.18	0.43
30:A6:40:CYS:HA	30:A6:41:PRO:HD3	1.81	0.43
32:A8:31:HIS:CE1	32:A8:32:LEU:HD22	2.54	0.43
1:AA:1202:A:C8	18:AU:51:LYS:HD2	2.53	0.43
1:AA:1740:U:O2'	1:AA:1742:G:O6	2.31	0.43
1:AA:2865:C:O2'	1:AA:2866:C:H5'	2.19	0.43
8:AH:149:ARG:HD2	8:AH:149:ARG:HH11	1.59	0.43
13:AP:56:SER:O	13:AP:61:ARG:HD2	2.19	0.43
16:AS:58:LEU:HA	16:AS:58:LEU:HD23	1.74	0.43
23:AZ:121:HIS:HB2	23:AZ:171:ILE:HG22	2.00	0.43
34:BA:1148:U:OP1	42:BI:7:THR:OG1	2.25	0.43
34:BA:49:U:O4	34:BA:365:U:H5	2.01	0.43
36:BC:29:TYR:O	36:BC:33:LEU:HB2	2.18	0.43

Continued on next page...

Continued from previous page...

Atom-1	Atom-2	Interatomic distance (Å)	Clash overlap (Å)
37:BD:127:THR:OG1	37:BD:130:GLY:O	2.37	0.43
38:BE:116:THR:HG22	38:BE:117:ASP:OD2	2.18	0.43
40:BG:18:TYR:CE2	40:BG:59:LEU:HB2	2.53	0.43
41:BH:112:LEU:HD11	41:BH:114:THR:HG23	2.01	0.43
57:BZ:497:PHE:HB3	57:BZ:508:GLY:N	2.33	0.43
27:C3:10:LYS:HB3	27:C3:53:LEU:HA	2.01	0.43
31:C7:34:ARG:HB2	31:C7:42:LEU:HD22	2.01	0.43
1:CA:2218:U:O4'	25:C1:52:ARG:NH2	2.52	0.43
1:CA:2378:A:H2	16:CS:18:ILE:HD13	1.84	0.43
1:CA:2677:G:H2'	1:CA:2678:C:C6	2.54	0.43
1:CA:2723:C:H5''	15:CR:1:MET:HE2	1.99	0.43
1:CA:311:A:O2'	1:CA:331:A:O2'	2.34	0.43
1:CA:608:A:C6	1:CA:609:A:C6	3.07	0.43
1:CA:979:G:O6	63:CA:4532:HOH:O	2.20	0.43
2:CB:14:U:OP2	2:CB:70:C:O2'	2.29	0.43
3:CC:206:LYS:HZ3	3:CC:206:LYS:HB3	1.82	0.43
3:CC:11:LEU:HD11	3:CC:35:THR:HG23	2.01	0.43
3:CC:54:ARG:HE	3:CC:57:GLN:HG2	1.83	0.43
16:CS:87:PHE:CZ	16:CS:102:ALA:HB2	2.53	0.43
20:CW:65:LEU:HB2	20:CW:68:ARG:CG	2.49	0.43
21:CX:72:LYS:NZ	21:CX:75:ASP:OD1	2.50	0.43
22:CY:88:LYS:HG2	22:CY:89:PHE:H	1.83	0.43
34:DA:9:G:C2	34:DA:10:A:C4	3.07	0.43
34:DA:451:A:C6	34:DA:481:G:N7	2.87	0.43
34:DA:460:G:H2'	34:DA:461:A:H2'	1.99	0.43
34:DA:622:A:C8	34:DA:623:C:C6	3.06	0.43
34:DA:939:G:C6	34:DA:940:C:N4	2.87	0.43
35:DB:153:ARG:O	35:DB:155:LEU:N	2.42	0.43
36:DC:130:VAL:O	36:DC:134:ILE:HG12	2.19	0.43
37:DD:175:SER:OG	37:DD:176:LEU:N	2.51	0.43
37:DD:93:PHE:O	37:DD:97:LEU:HB2	2.18	0.43
41:DH:48:TYR:HB2	41:DH:60:ARG:O	2.19	0.43
41:DH:51:VAL:CG1	41:DH:52:ASP:H	2.28	0.43
43:DJ:50:ILE:HB	47:DN:41:ARG:NE	2.34	0.43
34:DA:363:A:C5	45:DL:31:PRO:HD2	2.54	0.43
53:DT:57:ARG:HH12	53:DT:100:ILE:CD1	2.32	0.43
54:DU:11:GLY:O	54:DU:15:ARG:HB2	2.19	0.43
57:DZ:552:SER:HB3	57:DZ:591:LYS:NZ	2.33	0.43
15:AR:100:LEU:HD11	29:A5:58:LEU:HD11	1.99	0.43
1:AA:2342:G:H2'	1:AA:2343:G:O4'	2.18	0.43
1:AA:2661:U:H2'	1:AA:2662:U:C6	2.54	0.43

Continued on next page...

Continued from previous page...

Atom-1	Atom-2	Interatomic distance (Å)	Clash overlap (Å)
1:AA:907:U:C6	1:AA:2280:A:O4'	2.71	0.43
4:AD:16:MET:HG3	4:AD:206:LEU:O	2.19	0.43
5:AE:85:ASN:HA	5:AE:85:ASN:HD22	1.57	0.43
8:AH:154:PRO:HD3	8:AH:162:ILE:O	2.19	0.43
14:AQ:84:GLY:O	14:AQ:85:LYS:HB2	2.18	0.43
34:BA:1304:G:C6	34:BA:1305:G:N1	2.87	0.43
34:BA:592:G:C6	34:BA:648:A:C6	3.06	0.43
36:BC:46:GLU:C	36:BC:47:LEU:HD23	2.39	0.43
45:BL:117:ARG:HB3	45:BL:122:THR:O	2.18	0.43
50:BQ:31:LEU:HD23	50:BQ:32:TYR:CZ	2.54	0.43
57:BZ:162:VAL:HG21	57:BZ:255:ILE:HD12	2.00	0.43
28:C4:26:SER:OG	28:C4:27:THR:N	2.51	0.43
1:CA:1110:G:N3	1:CA:1110:G:C2'	2.81	0.43
1:CA:1355:G:H2'	1:CA:1356:G:O4'	2.18	0.43
1:CA:1437:C:H5''	1:CA:1437:C:H6	1.83	0.43
1:CA:2298:A:N6	1:CA:2318:G:C8	2.87	0.43
1:CA:2808:U:O2'	1:CA:2809:A:H5'	2.19	0.43
1:CA:794:G:H2'	1:CA:795:C:C6	2.54	0.43
5:CE:90:THR:HG22	5:CE:91:VAL:N	2.34	0.43
8:CH:154:PRO:HB3	8:CH:163:TYR:CE2	2.54	0.43
8:CH:87:LEU:O	8:CH:131:VAL:N	2.47	0.43
8:CH:95:ARG:NH1	8:CH:97:ARG:HD3	2.33	0.43
10:CL:105:LEU:HG	10:CL:124:ALA:HB2	2.01	0.43
14:CQ:41:TRP:HB3	14:CQ:94:VAL:CB	2.48	0.43
21:CX:24:GLY:O	21:CX:83:VAL:HG22	2.19	0.43
34:DA:1015:A:H2'	34:DA:1016:A:C8	2.54	0.43
34:DA:1112:C:N3	36:DC:178:LEU:HB2	2.34	0.43
34:DA:1177:G:O5'	34:DA:1177:G:H8	2.01	0.43
34:DA:1414:U:H2'	34:DA:1415:G:H8	1.83	0.43
34:DA:1499:A:H1'	34:DA:1520:G:H5'	2.01	0.43
36:DC:134:ILE:HD11	36:DC:153:VAL:HG22	2.01	0.43
34:DA:975:A:N6	43:DJ:48:THR:HB	2.34	0.43
57:DZ:82:ILE:HD13	57:DZ:101:LEU:CB	2.48	0.43
1:AA:1635:C:H2'	1:AA:1636:U:C6	2.54	0.43
1:AA:2304:C:H2'	1:AA:2305:C:C6	2.53	0.43
1:AA:2584:A:N7	5:AE:145:LYS:HB2	2.33	0.43
1:AA:2596:U:H2'	1:AA:2597:U:C6	2.54	0.43
1:AA:2705:A:H2'	1:AA:2706:G:H8	1.83	0.43
5:AE:111:ARG:HG3	5:AE:160:TYR:CD2	2.54	0.43
5:AE:68:ALA:O	5:AE:70:ALA:N	2.52	0.43
6:AF:150:GLY:HA2	6:AF:172:TRP:CD2	2.54	0.43

Continued on next page...

Continued from previous page...

Atom-1	Atom-2	Interatomic distance (Å)	Clash overlap (Å)
7:AG:138:GLN:HE22	7:AG:153:ARG:NH2	2.17	0.43
10:AL:131:ALA:O	10:AL:136:VAL:HG13	2.19	0.43
11:AN:129:PRO:C	11:AN:131:GLN:HE21	2.21	0.43
13:AP:65:ARG:HD2	32:A8:25:MET:SD	2.59	0.43
1:AA:2331:G:H22	16:AS:3:ARG:CD	2.32	0.43
17:AT:127:ALA:O	17:AT:128:GLU:HG2	2.18	0.43
23:AZ:14:LYS:O	23:AZ:17:ALA:HB3	2.18	0.43
36:BC:73:PRO:HB3	36:BC:103:VAL:HG12	2.00	0.43
36:BC:11:ARG:HD3	36:BC:15:THR:HB	2.01	0.43
44:BK:98:LEU:HD23	44:BK:98:LEU:HA	1.84	0.43
53:BT:24:LEU:HD13	53:BT:24:LEU:HA	1.87	0.43
57:BZ:138:LYS:HA	62:BZ:702:GDP:N1	2.33	0.43
57:BZ:191:ASP:O	57:BZ:266:ASN:ND2	2.52	0.43
57:BZ:416:LYS:HD2	57:BZ:473:ASP:HB2	1.99	0.43
25:C1:49:VAL:HG21	25:C1:67:ILE:HG23	2.01	0.43
32:C8:52:LYS:O	32:C8:56:GLU:HG3	2.19	0.43
1:CA:1094:U:O2'	1:CA:1096:A:N7	2.44	0.43
1:CA:1107:G:C2	1:CA:1108:U:O2	2.70	0.43
1:CA:2863:C:O2'	1:CA:2864:G:H5'	2.18	0.43
3:CC:195:ARG:HH11	3:CC:195:ARG:HG3	1.83	0.43
3:CC:31:LYS:HG2	3:CC:31:LYS:H	1.57	0.43
4:CD:10:THR:OG1	4:CD:13:ARG:HB2	2.19	0.43
7:CG:107:LEU:HA	7:CG:111:LEU:HD22	2.01	0.43
8:CH:54:ARG:HB2	8:CH:61:HIS:HB3	2.00	0.43
8:CH:9:ILE:HD12	8:CH:50:VAL:HB	2.01	0.43
13:CP:44:GLY:CA	13:CP:45:LEU:HB2	2.49	0.43
16:CS:3:ARG:HG3	16:CS:4:LEU:N	2.33	0.43
19:CV:98:GLU:OE1	19:CV:100:ARG:NH1	2.44	0.43
34:DA:1047:G:H1	34:DA:1210:C:H42	1.66	0.43
34:DA:1228:C:H2'	34:DA:1229:A:H8	1.84	0.43
34:DA:1291:G:H2'	34:DA:1292:U:C6	2.53	0.43
34:DA:1460:A:H2'	34:DA:1461:G:O4'	2.19	0.43
34:DA:425:G:C2'	34:DA:426:G:H5'	2.49	0.43
34:DA:536:C:H6	34:DA:536:C:O5'	2.02	0.43
34:DA:625:G:H4'	49:DP:16:HIS:CD2	2.53	0.43
35:DB:58:ILE:H	35:DB:58:ILE:HG13	1.53	0.43
36:DC:114:PRO:HA	36:DC:117:ALA:HB3	2.01	0.43
36:DC:137:ALA:HA	36:DC:140:ARG:NH1	2.34	0.43
40:DG:16:LEU:H	40:DG:16:LEU:HD22	1.83	0.43
42:DI:3:GLN:OE1	42:DI:20:ARG:NH2	2.47	0.43
44:DK:70:LYS:HB2	44:DK:70:LYS:HE2	1.76	0.43

Continued on next page...

Continued from previous page...

Atom-1	Atom-2	Interatomic distance (Å)	Clash overlap (Å)
45:DL:42:THR:HA	45:DL:53:ARG:O	2.19	0.43
34:DA:1308:U:H5''	46:DM:98:VAL:HG23	2.00	0.43
36:DC:29:TYR:OH	47:DN:54:PRO:HG2	2.19	0.43
25:A1:6:GLU:HB2	25:A1:61:ARG:O	2.19	0.43
1:AA:1722:C:H2'	1:AA:1723:A:O4'	2.19	0.43
1:AA:2833:A:OP1	5:AE:113:PHE:HB2	2.19	0.43
3:AC:195:ARG:HH11	3:AC:195:ARG:HG3	1.83	0.43
4:AD:89:SER:HB2	4:AD:159:ALA:HB2	1.99	0.43
5:AE:31:CYS:HB3	5:AE:50:GLY:O	2.18	0.43
7:AG:107:LEU:HD11	7:AG:178:PHE:CE1	2.53	0.43
8:AH:28:GLY:HA3	8:AH:79:VAL:CG2	2.49	0.43
16:AS:95:HIS:C	16:AS:99:LYS:HB3	2.39	0.43
23:AZ:102:LEU:HD11	23:AZ:124:ILE:HB	1.99	0.43
23:AZ:148:ASP:O	23:AZ:173:ALA:HA	2.19	0.43
34:BA:1202:G:O4'	47:BN:29:ARG:NH1	2.43	0.43
34:BA:1316:G:H1	52:BS:3:ARG:HG3	1.84	0.43
34:BA:142:G:H2'	34:BA:143:A:H8	1.84	0.43
34:BA:15:G:H2'	34:BA:16:A:H8	1.82	0.43
34:BA:153:C:H42	34:BA:168:G:H1	1.67	0.43
34:BA:223:U:H2'	34:BA:224:C:O4'	2.18	0.43
34:BA:410:G:OP1	37:BD:30:LYS:NZ	2.32	0.43
34:BA:501:C:O2'	34:BA:502:G:H5'	2.18	0.43
34:BA:509:A:C6	34:BA:510:A:N1	2.87	0.43
37:BD:160:GLN:O	37:BD:163:GLU:HB3	2.18	0.43
38:BE:48:ALA:O	38:BE:50:GLU:N	2.52	0.43
42:BI:99:LEU:HB3	42:BI:101:PHE:CE1	2.54	0.43
46:BM:56:LEU:O	46:BM:60:VAL:HG23	2.18	0.43
57:BZ:-20:LEU:O	57:BZ:-18:ALA:N	2.52	0.43
57:BZ:77:HIS:CE1	57:BZ:277:VAL:HG13	2.54	0.43
57:BZ:487:ILE:HD11	57:BZ:515:GLU:C	2.39	0.43
57:BZ:24:GLY:N	62:BZ:702:GDP:O2B	2.43	0.43
28:C4:38:LYS:O	28:C4:40:HIS:N	2.44	0.43
1:CA:1352:U:OP2	63:CA:3733:HOH:O	2.21	0.43
1:CA:2132:U:C2'	3:CC:6:LYS:HB3	2.36	0.43
1:CA:921:G:H4'	1:CA:2269:A:C5	2.54	0.43
1:CA:247:G:H4'	1:CA:386:G:C6	2.54	0.43
1:CA:484:C:OP1	22:CY:51:VAL:HG23	2.18	0.43
1:CA:873:G:N2	1:CA:905:U:C2	2.87	0.43
3:CC:41:THR:O	3:CC:42:VAL:CB	2.64	0.43
5:CE:201:THR:HG23	5:CE:203:LYS:H	1.82	0.43
8:CH:54:ARG:O	8:CH:56:SER:N	2.52	0.43

Continued on next page...

Continued from previous page...

Atom-1	Atom-2	Interatomic distance (Å)	Clash overlap (Å)
13:CP:21:ARG:HH11	13:CP:21:ARG:HD2	1.68	0.43
34:DA:1027:C:O2	34:DA:1034:G:N2	2.46	0.43
34:DA:1170:A:N6	34:DA:1171:G:N3	2.66	0.43
34:DA:1055:A:C6	34:DA:1206:G:C5	3.07	0.43
34:DA:61:G:C6	34:DA:62:U:C4	3.07	0.43
34:DA:731:G:H5'	34:DA:766:A:H4'	2.00	0.43
34:DA:927:G:H1	34:DA:1390:U:H3	1.65	0.43
38:DE:129:ILE:O	38:DE:132:ALA:HB3	2.18	0.43
41:DH:34:GLU:OE1	41:DH:37:ARG:NH1	2.51	0.43
44:DK:16:SER:OG	44:DK:79:SER:OG	2.19	0.43
49:DP:43:LYS:HG2	49:DP:48:TRP:CE2	2.54	0.43
57:DZ:70:THR:HA	57:DZ:358:MET:O	2.19	0.43
57:DZ:411:VAL:HB	57:DZ:459:LEU:HD13	2.01	0.43
57:DZ:550:MET:SD	57:DZ:563:ILE:HD11	2.59	0.43
57:DZ:572:TYR:HB2	57:DZ:582:PHE:HZ	1.84	0.43
1:AA:898:U:O2'	27:A3:45:GLY:HA3	2.18	0.43
1:AA:1406:A:H5''	1:AA:1407:G:OP2	2.19	0.43
1:AA:2323:A:C8	7:AG:80:PHE:CE2	3.07	0.43
1:AA:1814:A:H5'	1:AA:2620:G:H4'	2.01	0.43
1:AA:737:G:H2'	1:AA:738:C:C6	2.54	0.43
3:AC:6:LYS:N	3:AC:9:ARG:HH12	2.17	0.43
4:AD:221:VAL:HG22	4:AD:226:MET:CE	2.48	0.43
5:AE:182:LEU:HA	5:AE:182:LEU:HD12	1.75	0.43
5:AE:92:THR:OG1	5:AE:94:GLU:HG2	2.19	0.43
13:AP:135:LEU:HD23	13:AP:135:LEU:HA	1.83	0.43
17:AT:105:LEU:HA	17:AT:105:LEU:HD23	1.60	0.43
17:AT:3:ARG:HH21	17:AT:3:ARG:HD2	1.70	0.43
34:BA:1225:A:H2'	34:BA:1226:C:C5	2.53	0.43
34:BA:562:C:H4'	34:BA:563:A:O5'	2.19	0.43
34:BA:718:G:C8	44:BK:116:HIS:HB3	2.54	0.43
45:BL:5:PRO:HA	45:BL:9:GLN:OE1	2.19	0.43
46:BM:20:THR:C	46:BM:22:ILE:H	2.22	0.43
52:BS:48:THR:HA	52:BS:60:VAL:O	2.19	0.43
57:BZ:-20:LEU:HA	57:BZ:-20:LEU:HD23	1.80	0.43
57:BZ:226:ASN:HB3	57:BZ:241:GLU:OE2	2.19	0.43
34:BA:359:U:OP2	57:BZ:381:LYS:HE3	2.18	0.43
25:C1:69:LYS:HA	25:C1:72:GLU:HG3	2.01	0.43
32:C8:39:LYS:O	32:C8:43:GLN:HG3	2.18	0.43
1:CA:185:U:H4'	1:CA:218:A:H4'	2.00	0.43
1:CA:2074:U:H2'	1:CA:2075:U:C6	2.54	0.43
1:CA:2127:G:N2	1:CA:2161:C:N3	2.67	0.43

Continued on next page...

Continued from previous page...

Atom-1	Atom-2	Interatomic distance (Å)	Clash overlap (Å)
1:CA:2748:A:H2'	1:CA:2749:A:O4'	2.17	0.43
1:CA:2889:C:H3'	1:CA:2891:G:C8	2.53	0.43
2:CB:27:C:H5''	16:CS:54:LEU:CD1	2.46	0.43
4:CD:106:ILE:O	4:CD:108:PRO:HD3	2.19	0.43
4:CD:108:PRO:HD2	4:CD:111:LEU:HG	2.01	0.43
4:CD:13:ARG:NH1	4:CD:16:MET:SD	2.92	0.43
8:CH:13:LYS:HA	8:CH:14:GLY:HA2	1.74	0.43
11:CN:68:GLU:HG2	11:CN:88:GLU:OE2	2.19	0.43
14:CQ:109:VAL:HG22	14:CQ:113:GLN:OE1	2.18	0.43
17:CT:120:ARG:HG2	17:CT:123:GLN:HE22	1.83	0.43
22:CY:12:THR:HG22	22:CY:75:ILE:HB	2.01	0.43
23:CZ:125:LEU:HD12	23:CZ:125:LEU:HA	1.73	0.43
34:DA:1218:C:OP2	47:DN:9:LYS:NZ	2.34	0.43
34:DA:1250:A:H2	34:DA:1370:G:H1'	1.84	0.43
34:DA:232:G:H1'	34:DA:262:A:N1	2.34	0.43
34:DA:32:A:H2'	34:DA:33:A:C8	2.54	0.43
34:DA:565:U:H3'	34:DA:566:G:H2'	2.01	0.43
34:DA:757:U:O2'	34:DA:879:C:O2	2.34	0.43
34:DA:974:A:OP2	47:DN:29:ARG:NH2	2.48	0.43
41:DH:20:TYR:HD2	41:DH:65:TYR:CE2	2.37	0.43
42:DI:16:ARG:HD3	42:DI:64:THR:OG1	2.19	0.43
42:DI:85:LEU:HA	42:DI:88:TYR:HB3	2.01	0.43
52:DS:27:GLU:HB2	52:DS:28:LYS:NZ	2.34	0.43
58:DX:5:MVA:O	58:DX:7:PRO:HD3	2.19	0.43
57:DZ:422:GLU:HG3	57:DZ:422:GLU:H	1.66	0.43
1:AA:1036:A:H5''	1:AA:1037:C:P	2.59	0.42
1:AA:1506:G:C6	1:AA:1508:G:C5	3.07	0.42
1:AA:1711:A:C6	1:AA:1712:A:C6	3.06	0.42
1:AA:2214:G:H5'	1:AA:2215:G:OP2	2.19	0.42
1:AA:579:G:H2'	1:AA:580:U:H6	1.84	0.42
2:AB:28:C:OP1	16:AS:36:TYR:OH	2.21	0.42
3:AC:195:ARG:NH1	3:AC:195:ARG:HG3	2.35	0.42
4:AD:147:LEU:HD22	4:AD:155:LEU:HD11	2.00	0.42
1:AA:2074:G:O4'	5:AE:142:GLY:HA3	2.19	0.42
8:AH:173:PRO:O	8:AH:175:LYS:N	2.48	0.42
10:AL:77:LEU:H	10:AL:77:LEU:HG	1.37	0.42
14:AQ:60:ARG:HA	23:AZ:179:ASP:HA	2.01	0.42
16:AS:99:LYS:O	16:AS:102:ALA:HB3	2.19	0.42
21:AX:25:LYS:HA	21:AX:81:VAL:O	2.19	0.42
34:BA:557:G:N1	34:BA:558:G:C2	2.87	0.42
34:BA:942:G:C2	34:BA:1342:C:C2	3.07	0.42

Continued on next page...

Continued from previous page...

Atom-1	Atom-2	Interatomic distance (Å)	Clash overlap (Å)
34:BA:985:C:C2	34:BA:1221:G:N2	2.86	0.42
35:BB:164:VAL:HB	35:BB:186:ALA:HB2	2.00	0.42
41:BH:69:ARG:NH2	41:BH:73:ASP:O	2.52	0.42
47:BN:34:TYR:N	47:BN:39:LEU:O	2.51	0.42
48:BO:56:LEU:O	48:BO:60:VAL:HG23	2.19	0.42
51:BR:39:VAL:O	51:BR:42:ARG:HB2	2.19	0.42
56:BY:72:C:H2'	56:BY:73:A:O4'	2.18	0.42
57:BZ:288:PRO:HG3	57:BZ:300:GLU:OE1	2.19	0.42
57:BZ:388:THR:HG21	57:BZ:398:ILE:HA	2.01	0.42
57:BZ:413:ILE:HB	57:BZ:476:VAL:HG12	2.01	0.42
57:BZ:-58:LEU:HD21	57:BZ:-32:LEU:HB3	2.01	0.42
57:BZ:635:GLU:HB2	57:BZ:642:VAL:HG12	2.01	0.42
1:CA:1067:A:C2	57:DZ:626:ALA:HB1	2.53	0.42
1:CA:1082:U:N3	1:CA:1083:U:H1'	2.34	0.42
1:CA:1407:C:C2	1:CA:1596:A:C2	3.07	0.42
1:CA:1475:G:H2'	1:CA:1476:C:H6	1.84	0.42
1:CA:1477:A:H2'	1:CA:1478:G:O4'	2.18	0.42
1:CA:1515:G:C2	1:CA:1516:C:C2	3.07	0.42
1:CA:1478:G:O2'	1:CA:1558:A:C2	2.72	0.42
1:CA:2399:G:H2'	1:CA:2400:G:O4'	2.19	0.42
1:CA:556:G:H2'	1:CA:557:U:C6	2.54	0.42
1:CA:652(T):C:H5'	1:CA:652(U):G:OP1	2.19	0.42
1:CA:790:C:H2'	1:CA:790:C:H6	1.55	0.42
1:CA:869:G:C2	1:CA:909:A:C2	3.07	0.42
7:CG:173:LEU:HD13	7:CG:178:PHE:CE2	2.54	0.42
14:CQ:59:ARG:HA	14:CQ:60:ARG:HA	1.56	0.42
18:CU:55:ARG:HG3	18:CU:55:ARG:H	1.68	0.42
34:DA:1217:C:H2'	34:DA:1218:C:H6	1.84	0.42
34:DA:1355:G:H2'	34:DA:1356:G:C8	2.54	0.42
34:DA:355:C:C2	34:DA:356:A:C8	3.07	0.42
35:DB:51:LEU:HD12	35:DB:51:LEU:HA	1.84	0.42
37:DD:33:MET:SD	37:DD:37:PRO:HA	2.59	0.42
34:DA:1396:A:H2	38:DE:19:MET:HG3	1.83	0.42
46:DM:23:TYR:O	46:DM:70:LEU:HD12	2.19	0.42
47:DN:52:GLN:O	47:DN:53:LEU:HD23	2.19	0.42
56:DY:7:A:N6	56:DY:66:U:H3	2.02	0.42
57:DZ:167:PRO:HG2	57:DZ:170:ARG:NH2	2.33	0.42
57:DZ:247:ARG:HE	57:DZ:251:ILE:HD11	1.83	0.42
1:AA:2154:U:H3	3:AC:6:LYS:CB	2.29	0.42
1:AA:2262:G:C8	1:AA:2508:C:H5''	2.55	0.42
1:AA:636:G:N2	1:AA:640:A:O2'	2.52	0.42

Continued on next page...

Continued from previous page...

Atom-1	Atom-2	Interatomic distance (Å)	Clash overlap (Å)
1:AA:694:G:N2	1:AA:696:C:O2	2.33	0.42
1:AA:742:G:OP1	1:AA:1426:G:O2'	2.31	0.42
3:AC:54:ARG:HE	3:AC:57:GLN:HG2	1.83	0.42
4:AD:182:LEU:HA	4:AD:182:LEU:HD23	1.87	0.42
1:AA:1700:G:H3'	15:AR:2:ARG:HD3	2.01	0.42
1:AA:2830:A:OP1	15:AR:2:ARG:NH2	2.52	0.42
34:BA:1350:A:H8	34:BA:1350:A:O5'	2.03	0.42
34:BA:1502:A:H2	34:BA:1505:G:N1	2.06	0.42
34:BA:417:C:H2'	34:BA:418:C:C6	2.54	0.42
34:BA:509:A:C5	34:BA:510:A:C6	3.07	0.42
43:BJ:17:ASP:CG	43:BJ:70:ARG:HH12	2.22	0.42
57:BZ:-38:TYR:CE1	57:BZ:-34:ARG:HD2	2.54	0.42
1:CA:1056:G:H5''	1:CA:1057:A:H5'	2.01	0.42
1:CA:1557:C:H5''	1:CA:1558:A:OP2	2.19	0.42
1:CA:2625:G:H2'	1:CA:2626:C:O4'	2.18	0.42
1:CA:2690:C:N4	1:CA:2713:A:H1'	2.34	0.42
1:CA:338:G:H2'	1:CA:339:U:C6	2.55	0.42
1:CA:446:G:OP1	18:CU:3:ARG:NH1	2.48	0.42
1:CA:511:U:H5''	1:CA:512:G:OP2	2.19	0.42
1:CA:602:G:C2	1:CA:656:G:C6	3.07	0.42
1:CA:921:G:C6	1:CA:922:U:C4	3.07	0.42
2:CB:31:C:C2'	2:CB:32:C:H5'	2.49	0.42
2:CB:44:G:C2	2:CB:48:A:C2	3.07	0.42
4:CD:26:LYS:HE3	4:CD:28:GLU:O	2.19	0.42
6:CF:103:LYS:HA	6:CF:106:ARG:HG3	2.00	0.42
10:CL:75:SER:OG	10:CL:134:MET:SD	2.77	0.42
13:CP:6:LEU:HA	13:CP:6:LEU:HD23	1.75	0.42
13:CP:88:LEU:HA	13:CP:91:PHE:CE1	2.54	0.42
23:CZ:107:THR:OG1	23:CZ:112:ARG:NH2	2.52	0.42
34:DA:1413:A:H2'	34:DA:1414:U:O4'	2.19	0.42
34:DA:406:G:N2	34:DA:437:U:O2	2.52	0.42
34:DA:669:U:H2'	34:DA:670:G:H8	1.82	0.42
34:DA:922:G:H4'	38:DE:20:GLN:CA	2.42	0.42
34:DA:940:C:H2'	34:DA:941:G:C8	2.54	0.42
35:DB:188:ALA:N	35:DB:201:ILE:O	2.45	0.42
35:DB:50:GLU:O	35:DB:54:THR:OG1	2.21	0.42
37:DD:50:ARG:HG2	37:DD:51:PRO:HD2	1.99	0.42
38:DE:80:ILE:CG2	38:DE:91:LEU:HB2	2.50	0.42
39:DF:55:ASP:HA	39:DF:56:PRO:HD3	1.87	0.42
45:DL:24:VAL:HG12	45:DL:24:VAL:O	2.18	0.42
47:DN:59:ALA:O	47:DN:61:TRP:HE3	2.01	0.42

Continued on next page...

Continued from previous page...

Atom-1	Atom-2	Interatomic distance (Å)	Clash overlap (Å)
48:DO:54:ARG:HG3	48:DO:58:MET:HE2	2.01	0.42
50:DQ:18:THR:OG1	50:DQ:69:LYS:NZ	2.52	0.42
30:A6:2:ALA:HB1	30:A6:6:ARG:O	2.18	0.42
33:A9:35:ARG:HH11	33:A9:35:ARG:HD3	1.66	0.42
1:AA:1157:A:O2'	1:AA:1158:G:H4'	2.18	0.42
1:AA:26:G:C6	1:AA:27:G:N1	2.87	0.42
1:AA:276:C:H2'	1:AA:277:G:O4'	2.19	0.42
1:AA:2857:U:P	17:AT:98:LYS:HZ3	2.42	0.42
1:AA:795:G:C8	20:AW:89:ALA:HB1	2.54	0.42
3:AC:11:LEU:HD11	3:AC:35:THR:HG23	2.01	0.42
5:AE:97:LYS:HE2	5:AE:97:LYS:HB3	1.67	0.42
14:AQ:24:GLY:O	14:AQ:102:VAL:HG23	2.19	0.42
20:AW:4:LYS:HB2	20:AW:106:ILE:HG12	2.00	0.42
34:BA:1132:C:H2'	34:BA:1133:G:H8	1.83	0.42
34:BA:447:G:H2'	34:BA:485:G:N2	2.34	0.42
34:BA:738:C:H2'	34:BA:739:C:C6	2.54	0.42
35:BB:16:HIS:C	35:BB:17:PHE:HD1	2.23	0.42
36:BC:32:LEU:HD22	36:BC:59:ARG:NH1	2.35	0.42
34:BA:542:G:H5'	37:BD:41:GLY:HA3	2.01	0.42
38:BE:137:GLU:HG2	38:BE:140:ARG:NH1	2.33	0.42
38:BE:51:VAL:HB	38:BE:52:PRO:HD3	2.01	0.42
41:BH:51:VAL:HG12	41:BH:52:ASP:N	2.34	0.42
41:BH:88:LYS:O	41:BH:92:ARG:HD3	2.19	0.42
46:BM:3:ARG:HG3	46:BM:4:ILE:H	1.84	0.42
57:BZ:-45:LYS:HG2	57:BZ:-45:LYS:H	1.55	0.42
57:BZ:510:VAL:HG21	57:BZ:542:VAL:HG21	2.01	0.42
31:C7:24:THR:OG1	31:C7:27:GLY:N	2.38	0.42
32:C8:10:ALA:O	32:C8:14:VAL:N	2.52	0.42
33:C9:17:ILE:HG13	33:C9:18:ARG:H	1.83	0.42
1:CA:1658:C:H2'	1:CA:1659:U:C6	2.55	0.42
1:CA:1926:U:H2'	1:CA:1928:A:OP2	2.19	0.42
1:CA:1999:C:H5''	1:CA:2723:C:O2'	2.19	0.42
1:CA:221:A:N1	1:CA:265:A:O2'	2.49	0.42
5:CE:46:ALA:HB2	5:CE:82:ARG:HA	2.01	0.42
5:CE:47:VAL:O	5:CE:80:GLU:HA	2.19	0.42
7:CG:107:LEU:HD21	7:CG:178:PHE:CE1	2.54	0.42
16:CS:23:ARG:HB2	16:CS:86:ALA:HB2	2.02	0.42
17:CT:81:PRO:HG2	17:CT:82:LEU:HD12	2.00	0.42
34:DA:1076:C:C2	34:DA:1082:G:C2	3.07	0.42
34:DA:1464:G:H2'	34:DA:1465:C:H6	1.84	0.42
34:DA:271:C:H2'	34:DA:272:C:C6	2.54	0.42

Continued on next page...

Continued from previous page...

Atom-1	Atom-2	Interatomic distance (Å)	Clash overlap (Å)
34:DA:425:G:H2'	34:DA:426:G:H5'	2.00	0.42
34:DA:435:C:H2'	34:DA:436:C:C6	2.54	0.42
34:DA:509:A:C8	34:DA:509:A:C3'	3.02	0.42
34:DA:979:C:O2	47:DN:19:ARG:NE	2.50	0.42
34:DA:991:U:H4'	34:DA:992:U:O5'	2.18	0.42
35:DB:12:GLU:HG3	35:DB:13:ALA:N	2.33	0.42
35:DB:92:TYR:N	35:DB:151:GLY:O	2.37	0.42
38:DE:41:VAL:O	38:DE:67:VAL:HG12	2.19	0.42
48:DO:18:PHE:O	48:DO:21:ASP:HB2	2.19	0.42
56:DY:46:7MG:H2'	56:DY:46:7MG:H81	1.69	0.42
57:DZ:-66:MET:N	57:DZ:-46:VAL:H	2.16	0.42
1:AA:1737:A:H3'	1:AA:1738:C:C6	2.55	0.42
1:AA:2033:U:OP1	20:AW:42:ARG:NH1	2.49	0.42
1:AA:2444:A:C8	25:A1:33:LYS:HD3	2.54	0.42
1:AA:2602:A:H2'	1:AA:2603:C:H6	1.83	0.42
1:AA:2904:U:H2'	1:AA:2905:C:H6	1.84	0.42
1:AA:628:C:H2'	1:AA:629:U:O4'	2.19	0.42
7:AG:126:ASP:HB2	7:AG:130:ASN:N	2.34	0.42
8:AH:6:ARG:H	8:AH:6:ARG:HG2	1.61	0.42
14:AQ:1:MET:HB2	63:AQ:304:HOH:O	2.19	0.42
15:AR:63:ARG:HA	15:AR:80:PHE:CZ	2.54	0.42
19:AV:49:THR:O	19:AV:49:THR:HG22	2.18	0.42
22:AY:61:ILE:HG12	22:AY:61:ILE:O	2.12	0.42
23:AZ:99:TYR:CE2	23:AZ:125:LEU:HD13	2.55	0.42
34:BA:1368:G:OP2	42:BI:112:LYS:HG3	2.19	0.42
34:BA:381:C:C4	34:BA:382:A:C5	3.06	0.42
34:BA:593:G:H2'	34:BA:594:G:O4'	2.20	0.42
34:BA:724:G:C2	34:BA:725:G:C8	3.08	0.42
34:BA:926:G:H5'	34:BA:927:G:O5'	2.19	0.42
37:BD:117:ALA:O	37:BD:120:LEU:HB2	2.19	0.42
38:BE:78:HIS:HE2	38:BE:142:LEU:HA	1.84	0.42
39:BF:4:TYR:O	39:BF:65:VAL:HG22	2.20	0.42
40:BG:101:LEU:O	40:BG:105:VAL:HG23	2.19	0.42
40:BG:26:PHE:O	40:BG:30:ILE:HG13	2.20	0.42
57:BZ:101:LEU:HD23	57:BZ:101:LEU:HA	1.72	0.42
57:BZ:498:ILE:HG22	57:BZ:507:TYR:CE2	2.53	0.42
27:C3:17:LYS:HG2	27:C3:17:LYS:H	1.52	0.42
1:CA:1722:A:O2'	1:CA:1739:U:H5''	2.19	0.42
1:CA:2086:U:H2'	1:CA:2087:G:C8	2.53	0.42
1:CA:2228:G:C5	1:CA:2229:C:C4	3.08	0.42
1:CA:198:C:H4'	1:CA:2243:U:O2'	2.19	0.42

Continued on next page...

Continued from previous page...

Atom-1	Atom-2	Interatomic distance (Å)	Clash overlap (Å)
1:CA:2600:A:C6	1:CA:2601:C:N4	2.87	0.42
1:CA:2730:C:H4'	5:CE:168:MET:O	2.19	0.42
1:CA:2784:C:H2'	1:CA:2785:C:H6	1.85	0.42
2:CB:42:C:O4'	7:CG:69:ALA:HB2	2.20	0.42
3:CC:6:LYS:N	3:CC:9:ARG:HH12	2.17	0.42
1:CA:2591:C:OP2	4:CD:239:ARG:HB3	2.20	0.42
5:CE:96:PHE:O	5:CE:175:VAL:HG11	2.20	0.42
1:CA:666:G:H4'	13:CP:49:ARG:NH2	2.34	0.42
18:CU:83:LEU:HA	18:CU:86:ALA:HB3	2.01	0.42
22:CY:23:ARG:HG2	22:CY:42:VAL:HG22	2.00	0.42
23:CZ:6:LYS:HD3	23:CZ:8:TYR:OH	2.19	0.42
34:DA:1237:C:OP1	34:DA:1238:A:H1'	2.18	0.42
34:DA:236:G:H2'	34:DA:237:C:O4'	2.18	0.42
39:DF:23:LYS:O	39:DF:27:GLN:HG2	2.19	0.42
42:DI:16:ARG:O	42:DI:63:ILE:HG23	2.19	0.42
42:DI:59:PHE:HZ	42:DI:88:TYR:CE1	2.37	0.42
34:DA:502:G:P	45:DL:116:SER:HA	2.59	0.42
48:DO:6:GLU:OE2	48:DO:6:GLU:N	2.50	0.42
50:DQ:4:LYS:HD2	50:DQ:5:VAL:H	1.85	0.42
51:DR:22:VAL:HA	51:DR:25:THR:HG22	2.01	0.42
58:DX:1:2QZ:C	58:DX:10:2QY:H83	2.49	0.42
57:DZ:160:ARG:HB2	57:DZ:160:ARG:HE	1.65	0.42
1:AA:53:G:O2'	31:A7:35:ARG:HD3	2.20	0.42
30:A6:8:LYS:HE2	32:A8:34:TRP:CH2	2.55	0.42
1:AA:1118:C:H42	1:AA:1138:C:H42	1.66	0.42
1:AA:1586:G:C6	1:AA:1587:U:C4	3.08	0.42
1:AA:1815:A:H4'	1:AA:1816:A:O5'	2.20	0.42
1:AA:1825:U:H2'	1:AA:1826:C:C6	2.54	0.42
1:AA:840:A:OP2	1:AA:2094:G:H5'	2.19	0.42
1:AA:2147:G:O2'	1:AA:2195:A:N6	2.50	0.42
1:AA:2219:U:C6	1:AA:2236:G:C6	3.08	0.42
1:AA:2303:U:O2'	1:AA:2304:C:H5'	2.20	0.42
1:AA:2274:U:H4'	1:AA:2340:A:C2	2.55	0.42
1:AA:2716:C:H2'	1:AA:2717:A:O4'	2.20	0.42
2:AB:11:C:O5'	2:AB:12:C:H5	2.02	0.42
2:AB:29:A:C2	2:AB:56:G:C2	3.07	0.42
2:AB:8:U:O2'	16:AS:40:ILE:HD13	2.20	0.42
4:AD:102:LYS:C	4:AD:103:ARG:HG2	2.37	0.42
5:AE:98:PRO:HD3	5:AE:175:VAL:CG1	2.50	0.42
7:AG:25:TYR:CE2	7:AG:32:PRO:HD2	2.55	0.42
7:AG:56:ALA:HA	7:AG:153:ARG:NH2	2.35	0.42

Continued on next page...

Continued from previous page...

Atom-1	Atom-2	Interatomic distance (Å)	Clash overlap (Å)
13:AP:8:PRO:HB2	13:AP:12:ALA:HB3	2.02	0.42
16:AS:83:LYS:HB2	16:AS:83:LYS:HE2	1.58	0.42
23:AZ:108:PRO:HA	23:AZ:142:SER:HA	2.02	0.42
34:BA:922:G:N3	34:BA:1398:A:H2	2.17	0.42
34:BA:1410:G:H2'	34:BA:1411:C:H6	1.85	0.42
34:BA:1436:U:OP1	53:BT:23:ARG:NH2	2.52	0.42
34:BA:1410:G:H1	34:BA:1490:C:H42	1.66	0.42
34:BA:191:G:C6	34:BA:192:U:C4	3.07	0.42
34:BA:900:A:H2'	34:BA:901:A:C8	2.54	0.42
37:BD:120:LEU:HD13	37:BD:126:ILE:HD11	2.02	0.42
38:BE:91:LEU:HD12	38:BE:120:THR:HG22	2.01	0.42
42:BI:16:ARG:HD3	42:BI:64:THR:HG21	2.02	0.42
46:BM:15:VAL:HG12	46:BM:19:LEU:HD13	2.00	0.42
57:BZ:20:HIS:ND1	57:BZ:115:GLU:HB3	2.35	0.42
25:C1:3:LYS:O	25:C1:12:PRO:HD3	2.19	0.42
26:C2:57:ILE:HA	26:C2:60:LEU:HB2	2.00	0.42
1:CA:1301:A:C8	1:CA:1303:G:C8	3.08	0.42
1:CA:1482:G:N2	1:CA:1507:A:H1'	2.34	0.42
1:CA:1603:A:C6	1:CA:1604:C:C2	3.08	0.42
1:CA:2056:G:N2	29:C5:5:PRO:HA	2.34	0.42
1:CA:611:C:H2'	1:CA:612:C:C6	2.55	0.42
1:CA:852:G:C6	1:CA:926:A:C6	3.08	0.42
4:CD:261:LYS:HZ1	4:CD:263:ARG:NH2	2.17	0.42
8:CH:157:TYR:O	8:CH:158:HIS:ND1	2.50	0.42
19:CV:6:LYS:HB2	19:CV:38:LEU:CD2	2.50	0.42
20:CW:18:ARG:HH11	20:CW:76:VAL:HB	1.84	0.42
23:CZ:48:PHE:CE2	23:CZ:52:SER:HA	2.54	0.42
34:DA:1239:A:H4'	34:DA:1240:U:H5'	2.01	0.42
34:DA:1316:G:H1	52:DS:3:ARG:CG	2.32	0.42
34:DA:33:A:N3	45:DL:32:PHE:HE2	2.18	0.42
34:DA:509:A:C5	34:DA:510:A:C6	3.07	0.42
34:DA:837:G:H1	34:DA:849:C:H42	1.65	0.42
34:DA:923:A:OP1	38:DE:21:ALA:HB2	2.19	0.42
38:DE:43:LEU:HB3	38:DE:136:MET:SD	2.59	0.42
47:DN:23:ARG:HD2	47:DN:28:GLY:O	2.20	0.42
47:DN:51:GLY:C	47:DN:53:LEU:H	2.23	0.42
57:DZ:140:ASP:OD2	57:DZ:265:LYS:HD2	2.19	0.42
57:DZ:221:ALA:HB1	57:DZ:228:MET:HB2	2.00	0.42
57:DZ:479:PRO:HB2	57:DZ:480:GLN:H	1.59	0.42
1:AA:1052:C:C2	1:AA:1183:G:N2	2.87	0.42
1:AA:1155:C:C5	1:AA:1156:G:C6	3.08	0.42

Continued on next page...

Continued from previous page...

Atom-1	Atom-2	Interatomic distance (Å)	Clash overlap (Å)
1:AA:1215:G:H1	1:AA:1225:C:H42	1.68	0.42
1:AA:2186:C:H5	1:AA:2187:G:N3	2.17	0.42
1:AA:228:U:H2'	1:AA:229:G:O4'	2.19	0.42
1:AA:2319:G:H4'	1:AA:2320:G:O5'	2.19	0.42
1:AA:2258:G:H1'	1:AA:2438:A:C2	2.55	0.42
1:AA:2669:A:H5''	1:AA:2670:C:OP2	2.20	0.42
1:AA:2881:C:O5'	1:AA:2881:C:H6	2.02	0.42
1:AA:325:G:C4	1:AA:326:C:C5	3.08	0.42
1:AA:287:G:C2	1:AA:448:U:C4	3.08	0.42
1:AA:205:A:C4	1:AA:459:A:C2	3.08	0.42
1:AA:983:G:OP1	32:A8:52:LYS:NZ	2.45	0.42
2:AB:66:A:N6	2:AB:108:U:H2'	2.34	0.42
3:AC:225:ILE:O	3:AC:227:PRO:HD3	2.19	0.42
4:AD:92:ILE:HD12	4:AD:104:TYR:CD1	2.55	0.42
4:AD:131:LEU:HB2	4:AD:136:ILE:HD11	2.01	0.42
4:AD:37:LEU:HD22	4:AD:87:ASN:ND2	2.35	0.42
6:AF:14:PRO:HD2	6:AF:127:GLU:OE2	2.20	0.42
10:AL:82:ALA:HB2	10:AL:99:ILE:HD11	2.02	0.42
12:AO:118:ALA:HA	12:AO:119:PRO:HD2	1.85	0.42
18:AU:108:GLU:CD	18:AU:112:ARG:HH11	2.22	0.42
23:AZ:70:LEU:HD12	23:AZ:91:LEU:HD11	2.02	0.42
34:BA:1106:G:H2'	34:BA:1107:C:C6	2.54	0.42
34:BA:1240:U:OP2	40:BG:116:ALA:N	2.43	0.42
34:BA:430:A:P	37:BD:8:VAL:H	2.42	0.42
38:BE:34:VAL:HG11	38:BE:63:ARG:HG3	2.00	0.42
39:BF:95:GLU:HA	39:BF:96:PRO:HD3	1.84	0.42
41:BH:75:ARG:HA	41:BH:76:PRO:HD2	1.66	0.42
44:BK:84:VAL:HG21	44:BK:95:ILE:HD11	2.00	0.42
56:BY:60:U:H5''	56:BY:61:C:C5	2.45	0.42
57:BZ:-29:LEU:H	57:BZ:-29:LEU:HD23	1.84	0.42
57:BZ:-9:LEU:O	57:BZ:-7:GLU:N	2.53	0.42
26:C2:35:LEU:HD23	26:C2:35:LEU:HA	1.83	0.42
26:C2:51:ARG:O	26:C2:55:ARG:HG3	2.20	0.42
29:C5:45:VAL:HG11	29:C5:58:LEU:HD22	2.02	0.42
32:C8:8:LYS:O	32:C8:12:LYS:HG3	2.18	0.42
1:CA:1475:G:H2'	1:CA:1476:C:C6	2.55	0.42
1:CA:1877:A:H5'	1:CA:1878:G:OP2	2.19	0.42
1:CA:2395:C:H2'	1:CA:2396:G:O4'	2.20	0.42
1:CA:422:A:H2'	1:CA:423:A:C8	2.54	0.42
1:CA:875:G:H2'	1:CA:876:C:C6	2.55	0.42
3:CC:195:ARG:NH1	3:CC:195:ARG:HG3	2.35	0.42

Continued on next page...

Continued from previous page...

Atom-1	Atom-2	Interatomic distance (Å)	Clash overlap (Å)
3:CC:48:LEU:CD2	3:CC:59:VAL:HG21	2.50	0.42
1:CA:2591:C:OP1	4:CD:239:ARG:HD2	2.19	0.42
8:CH:64:LEU:HA	8:CH:64:LEU:HD23	1.65	0.42
8:CH:76:VAL:C	8:CH:78:GLY:N	2.71	0.42
10:CL:100:THR:HG22	10:CL:139:VAL:HG23	2.01	0.42
12:CO:2:ILE:HB	12:CO:33:ALA:HB3	2.01	0.42
13:CP:126:VAL:HG12	13:CP:148:LEU:HD22	2.01	0.42
16:CS:11:LYS:HG2	16:CS:15:ARG:NH1	2.34	0.42
16:CS:83:LYS:O	16:CS:84:GLN:HB2	2.19	0.42
18:CU:91:ASP:O	18:CU:95:LEU:HB2	2.19	0.42
34:DA:936:C:H42	34:DA:1379:G:H1	1.65	0.42
34:DA:1531:A:N7	34:DA:1532:U:C4	2.87	0.42
34:DA:338:A:C5	34:DA:339:C:C4	3.08	0.42
34:DA:502:G:H2'	34:DA:503:C:O4'	2.19	0.42
34:DA:737:A:O5'	34:DA:737:A:H8	2.02	0.42
34:DA:826:C:C2	34:DA:827:U:C5	3.08	0.42
35:DB:82:ARG:HG3	35:DB:92:TYR:OH	2.19	0.42
35:DB:8:LYS:HG3	35:DB:9:GLU:H	1.85	0.42
36:DC:148:GLY:HA3	36:DC:172:ARG:O	2.20	0.42
36:DC:156:ARG:HE	36:DC:156:ARG:HB3	1.50	0.42
41:DH:88:LYS:HB3	41:DH:89:PRO:HD2	2.01	0.42
51:DR:50:ILE:HG12	51:DR:70:ILE:HG21	2.01	0.42
57:DZ:130:VAL:HA	57:DZ:131:PRO:HD3	1.84	0.42
1:AA:1644:C:H2'	1:AA:1645:C:H6	1.85	0.42
1:AA:555:G:C5	1:AA:2044:U:H5''	2.54	0.42
1:AA:2480:G:OP1	14:AQ:119:ARG:NH2	2.44	0.42
1:AA:2679:C:H2'	1:AA:2680:G:O4'	2.19	0.42
1:AA:268:G:O2'	1:AA:269:G:H8	2.02	0.42
1:AA:909:G:H2'	1:AA:910:A:O4'	2.20	0.42
4:AD:138:VAL:HA	4:AD:165:ILE:HB	2.01	0.42
5:AE:105:THR:HA	5:AE:165:VAL:O	2.19	0.42
5:AE:51:PHE:CD2	5:AE:52:LEU:HG	2.55	0.42
8:AH:68:THR:O	8:AH:72:ILE:HG13	2.19	0.42
8:AH:7:LEU:O	8:AH:69:ARG:HD2	2.19	0.42
11:AN:87:LEU:HD22	11:AN:91:LEU:HG	2.02	0.42
12:AO:64:ARG:HG2	12:AO:79:PHE:CD2	2.54	0.42
13:AP:88:LEU:O	13:AP:91:PHE:HD2	2.03	0.42
18:AU:79:PHE:CE1	18:AU:83:LEU:HD13	2.55	0.42
22:AY:38:ILE:HD11	22:AY:66:PRO:HG3	2.01	0.42
23:AZ:8:TYR:CD1	23:AZ:8:TYR:N	2.88	0.42
34:BA:1438:G:H2'	34:BA:1439:C:C6	2.55	0.42

Continued on next page...

Continued from previous page...

Atom-1	Atom-2	Interatomic distance (Å)	Clash overlap (Å)
34:BA:192:U:H2'	34:BA:193:C:H6	1.85	0.42
34:BA:574:A:N3	34:BA:883:C:H1'	2.34	0.42
35:BB:195:ASP:O	41:BH:74:PRO:HG2	2.20	0.42
38:BE:79:GLU:OE1	41:BH:104:ARG:HA	2.18	0.42
42:BI:71:SER:HA	42:BI:74:ILE:HD12	2.01	0.42
34:BA:1152:A:H5'	43:BJ:13:HIS:ND1	2.34	0.42
49:BP:52:ASP:CG	49:BP:55:ARG:HG2	2.39	0.42
56:BY:9:A:H1'	56:BY:45:U:H2'	2.00	0.42
57:BZ:99:ARG:NH1	57:BZ:99:ARG:HB3	2.35	0.42
28:C4:10:VAL:O	28:C4:12:ALA:N	2.53	0.42
32:C8:62:LEU:HB3	32:C8:65:GLU:HB2	2.01	0.42
1:CA:1043:C:C2'	1:CA:1044:G:H5'	2.50	0.42
1:CA:1058:G:C2'	1:CA:1059:G:H5''	2.49	0.42
1:CA:110:G:C4	1:CA:111:A:C8	3.08	0.42
1:CA:1153:C:H5'	18:CU:76:TYR:CE1	2.55	0.42
1:CA:1168:G:H1	1:CA:1181:C:H42	1.66	0.42
1:CA:2128:C:H5'	1:CA:2173:A:H2	1.85	0.42
1:CA:2200:C:O2	1:CA:2226:C:N4	2.52	0.42
1:CA:2747:G:O6	1:CA:2755:C:H5''	2.20	0.42
1:CA:508:G:H4'	1:CA:509:C:OP2	2.20	0.42
1:CA:666:G:O2'	1:CA:667:U:H5'	2.20	0.42
3:CC:225:ILE:O	3:CC:227:PRO:HD3	2.19	0.42
4:CD:48:ARG:O	4:CD:50:THR:HG23	2.20	0.42
7:CG:19:LEU:HD23	7:CG:19:LEU:HA	1.87	0.42
7:CG:64:THR:OG1	7:CG:66:GLN:O	2.33	0.42
8:CH:46:GLU:O	8:CH:48:GLY:N	2.52	0.42
10:CL:89:HIS:O	10:CL:91:PRO:HD3	2.19	0.42
14:CQ:3:MET:HB2	14:CQ:93:TYR:CD2	2.55	0.42
1:CA:2379:G:C2'	16:CS:17:ARG:HH21	2.31	0.42
20:CW:27:LYS:O	20:CW:71:VAL:HG23	2.20	0.42
34:DA:1005:A:OP2	34:DA:1006:C:N4	2.53	0.42
34:DA:165:C:H2'	34:DA:166:G:H8	1.83	0.42
34:DA:321:A:N7	34:DA:328:C:O2'	2.40	0.42
34:DA:453:A:C5	34:DA:454:C:C4	3.08	0.42
34:DA:580:U:H2'	34:DA:581:G:O4'	2.20	0.42
34:DA:650:G:C2'	34:DA:651:C:H5'	2.50	0.42
34:DA:862:C:O2'	34:DA:863:U:H5'	2.19	0.42
37:DD:25:ARG:O	37:DD:28:SER:HB3	2.19	0.42
39:DF:33:TYR:HD1	39:DF:75:LEU:HD23	1.85	0.42
40:DG:27:ILE:HD11	40:DG:43:PHE:CD2	2.55	0.42
49:DP:43:LYS:HA	49:DP:48:TRP:CG	2.55	0.42

Continued on next page...

Continued from previous page...

Atom-1	Atom-2	Interatomic distance (Å)	Clash overlap (Å)
57:DZ:20:HIS:CE1	57:DZ:115:GLU:HB3	2.55	0.42
25:A1:23:LYS:HE3	25:A1:23:LYS:HB2	1.92	0.42
27:A3:43:ILE:O	27:A3:47:VAL:HG23	2.20	0.42
1:AA:1170:C:H2'	1:AA:1171:G:O4'	2.19	0.42
1:AA:2144:U:O2'	3:AC:167:ASP:HB3	2.20	0.42
1:AA:2154:U:N3	3:AC:6:LYS:CB	2.83	0.42
1:AA:2432:C:H6	1:AA:2432:C:O5'	2.03	0.42
1:AA:2484:G:H2'	1:AA:2541:G:N2	2.35	0.42
1:AA:860:U:OP2	13:AP:23:PRO:HD2	2.20	0.42
3:AC:48:LEU:CD2	3:AC:59:VAL:HG21	2.50	0.42
4:AD:133:LEU:HA	4:AD:136:ILE:HG13	2.01	0.42
4:AD:165:ILE:H	4:AD:165:ILE:HG12	1.58	0.42
4:AD:213:ARG:HA	4:AD:213:ARG:HD2	1.81	0.42
5:AE:61:ARG:N	5:AE:62:PRO:HD2	2.33	0.42
7:AG:133:LEU:HG	7:AG:157:ILE:HG13	2.01	0.42
11:AN:70:LYS:HE2	11:AN:72:TYR:CZ	2.55	0.42
12:AO:7:TYR:CE1	12:AO:20:MET:HG3	2.55	0.42
19:AV:97:LYS:HA	19:AV:97:LYS:HD2	1.81	0.42
21:AX:21:PHE:C	21:AX:23:GLU:N	2.73	0.42
2:AB:106:G:OP1	23:AZ:31:ARG:HG2	2.19	0.42
34:BA:1074:G:C6	34:BA:1075:C:C4	3.08	0.42
34:BA:26:A:H5''	34:BA:27:G:OP2	2.20	0.42
34:BA:393:A:C2	34:BA:394:G:C8	3.07	0.42
34:BA:404:U:H2'	34:BA:405:U:H6	1.85	0.42
34:BA:657:G:C2	34:BA:658:G:C8	3.08	0.42
34:BA:967:C:O5'	34:BA:967:C:H6	2.03	0.42
44:BK:99:GLN:HG2	44:BK:105:VAL:HG21	2.02	0.42
44:BK:43:SER:OG	44:BK:44:SER:N	2.53	0.42
47:BN:23:ARG:HD2	47:BN:28:GLY:O	2.19	0.42
57:BZ:-42:TYR:CE2	57:BZ:-38:TYR:CD2	3.07	0.42
1:CA:577:G:O2'	1:CA:1254:A:OP1	2.33	0.42
1:CA:1323:U:OP1	20:CW:84:ARG:NE	2.40	0.42
1:CA:1439:A:C2	1:CA:1553:A:C4	3.08	0.42
1:CA:1637:A:H2'	1:CA:1638:C:O4'	2.20	0.42
1:CA:1788:C:H2'	1:CA:1789:A:O4'	2.20	0.42
1:CA:2078:C:H1'	1:CA:2434:A:H1'	2.02	0.42
1:CA:2154:G:C2	1:CA:2155:G:C8	3.08	0.42
1:CA:2343:C:H4'	1:CA:2373:G:O3'	2.19	0.42
1:CA:2510:C:H4'	63:CA:4507:HOH:O	2.19	0.42
1:CA:2703:C:H2'	1:CA:2704:C:C6	2.54	0.42
1:CA:274:G:N2	1:CA:363:G:N7	2.67	0.42

Continued on next page...

Continued from previous page...

Atom-1	Atom-2	Interatomic distance (Å)	Clash overlap (Å)
1:CA:2774:C:H2'	1:CA:2775:A:O4'	2.19	0.42
1:CA:444:C:H4'	6:CF:49:ALA:HB2	2.01	0.42
1:CA:928:G:H8	1:CA:928:G:O5'	2.03	0.42
4:CD:71:ASP:CB	4:CD:103:ARG:NH2	2.83	0.42
5:CE:1:MET:HE3	5:CE:199:ARG:HD2	2.01	0.42
6:CF:32:LEU:O	6:CF:36:VAL:HG23	2.19	0.42
6:CF:65:TRP:CZ2	6:CF:75:HIS:HD2	2.37	0.42
9:CK:70:GLU:O	9:CK:72:ASP:N	2.52	0.42
11:CN:70:LYS:HB3	11:CN:87:LEU:HB2	2.01	0.42
16:CS:10:ARG:O	16:CS:14:VAL:HG22	2.19	0.42
23:CZ:45:ASP:CG	23:CZ:49:ARG:HH11	2.23	0.42
34:DA:1026:G:O6	34:DA:1036:G:N2	2.52	0.42
34:DA:1058:G:H2'	34:DA:1059:C:C6	2.55	0.42
34:DA:1083:U:C5	34:DA:1084:G:C6	3.07	0.42
34:DA:1347:G:O2'	34:DA:1373:G:N1	2.45	0.42
34:DA:189(F):U:O2	50:DQ:63:ARG:NH2	2.53	0.42
34:DA:944:G:N1	34:DA:1338:G:OP2	2.53	0.42
43:DJ:49:VAL:HG23	47:DN:41:ARG:HB2	2.02	0.42
46:DM:74:VAL:O	46:DM:78:ILE:HG12	2.19	0.42
47:DN:40:CYS:SG	47:DN:43:CYS:HB2	2.60	0.42
52:DS:4:SER:HB3	52:DS:7:LYS:HD3	2.02	0.42
57:DZ:512:ILE:H	57:DZ:512:ILE:HD13	1.84	0.42
27:A3:31:LEU:HA	27:A3:31:LEU:HD23	1.48	0.42
1:AA:107:G:H2'	1:AA:108:G:O4'	2.18	0.42
1:AA:2164:C:H2'	1:AA:2165:C:C6	2.55	0.42
1:AA:2784:C:H2'	1:AA:2785:C:C6	2.54	0.42
1:AA:559:U:H2'	1:AA:560:C:C6	2.55	0.42
1:AA:766:C:O5'	1:AA:766:C:H6	2.03	0.42
3:AC:206:LYS:HB3	3:AC:206:LYS:HZ2	1.84	0.42
1:AA:2225:U:H4'	4:AD:151:LYS:HG2	2.02	0.42
11:AN:23:LEU:HD11	11:AN:99:LEU:HA	2.01	0.42
12:AO:8:LEU:HD23	12:AO:8:LEU:N	2.34	0.42
13:AP:101:VAL:HG12	13:AP:102:ARG:N	2.35	0.42
34:BA:1175:G:H2'	34:BA:1176:A:C8	2.55	0.42
34:BA:258:G:H2'	34:BA:259:G:H8	1.84	0.42
35:BB:219:VAL:HA	35:BB:222:ILE:HD12	2.01	0.42
35:BB:24:TRP:CE3	35:BB:26:PRO:HA	2.55	0.42
35:BB:55:PHE:CD1	35:BB:221:LEU:HG	2.54	0.42
42:BI:9:ARG:HB2	42:BI:104:ARG:HG3	2.02	0.42
45:BL:110:VAL:CG2	45:BL:120:TYR:HB3	2.50	0.42
49:BP:66:PRO:HD2	49:BP:71:ARG:HH21	1.85	0.42

Continued on next page...

Continued from previous page...

Atom-1	Atom-2	Interatomic distance (Å)	Clash overlap (Å)
50:BQ:56:VAL:HB	50:BQ:78:GLU:HB3	2.02	0.42
57:BZ:272:LEU:O	57:BZ:275:ALA:HB3	2.20	0.42
57:BZ:639:ASN:N	57:BZ:640:ALA:HB3	2.34	0.42
1:CA:176:G:O2'	1:CA:177:G:H5'	2.19	0.42
1:CA:2406:U:H2'	1:CA:2406:U:OP2	2.19	0.42
1:CA:2838:G:C2	1:CA:2881:C:C2	3.08	0.42
1:CA:697:C:C2	1:CA:698:C:C5	3.08	0.42
2:CB:103:G:N2	23:CZ:73:GLN:OE1	2.53	0.42
3:CC:42:VAL:O	3:CC:216:THR:C	2.59	0.42
6:CF:170:LEU:HG	6:CF:172:TRP:NE1	2.34	0.42
16:CS:25:ARG:NH1	16:CS:42:ASP:OD2	2.53	0.42
23:CZ:94:GLU:HG3	23:CZ:94:GLU:H	1.42	0.42
34:DA:1008:C:H2'	34:DA:1009:G:O4'	2.19	0.42
34:DA:1077:G:C2	34:DA:1081:G:C6	3.08	0.42
34:DA:357:G:O2'	34:DA:358:U:H5'	2.20	0.42
34:DA:556:C:C4	34:DA:557:G:N7	2.88	0.42
38:DE:8:GLU:HG3	38:DE:34:VAL:HG23	2.01	0.42
42:DI:19:LEU:HD13	42:DI:59:PHE:CE1	2.55	0.42
44:DK:89:ALA:O	44:DK:91:ARG:N	2.51	0.42
34:DA:1317:C:OP1	47:DN:17:LYS:HG2	2.20	0.42
53:DT:53:LEU:HA	53:DT:56:MET:HG2	2.01	0.42
56:DW:10:G:N2	56:DW:26:A:H1'	2.34	0.42
56:DW:41:C:H2'	56:DW:42:C:C6	2.55	0.42
56:DY:35:A:N6	56:DY:36:A:N1	2.68	0.42
57:DZ:359:HIS:HB2	57:DZ:362:HIS:O	2.20	0.42
57:DZ:512:ILE:HG22	57:DZ:567:LEU:HD13	2.01	0.42
26:A2:32:LEU:HD11	26:A2:54:LYS:HG2	2.01	0.42
30:A6:33:LYS:HG3	30:A6:51:GLU:HG2	2.02	0.42
1:AA:2406:C:P	32:A8:30:ARG:HH11	2.42	0.42
1:AA:12:U:O2	1:AA:12:U:H2'	2.20	0.42
1:AA:1470:G:H2'	1:AA:1471:G:O4'	2.20	0.42
1:AA:1744:G:OP2	1:AA:1745:A:O2'	2.33	0.42
1:AA:440:C:O5'	1:AA:440:C:H6	2.02	0.42
1:AA:769:A:H2'	1:AA:770:G:O4'	2.20	0.42
1:AA:904:C:H2'	1:AA:905:U:C6	2.55	0.42
5:AE:116:VAL:HG13	5:AE:122:PHE:CB	2.49	0.42
5:AE:9:VAL:HG13	5:AE:25:VAL:O	2.20	0.42
7:AG:44:GLY:HA3	7:AG:88:ILE:HG22	2.01	0.42
8:AH:28:GLY:HA3	8:AH:79:VAL:HG23	2.02	0.42
1:AA:2331:G:N2	16:AS:3:ARG:HA	2.34	0.42
22:AY:79:CYS:SG	22:AY:81:LYS:HG3	2.59	0.42

Continued on next page...

Continued from previous page...

Atom-1	Atom-2	Interatomic distance (Å)	Clash overlap (Å)
23:AZ:156:LYS:HG2	23:AZ:157:LEU:H	1.85	0.42
34:BA:11:G:C2	34:BA:12:U:O2	2.73	0.42
34:BA:327:A:H1'	34:BA:329:A:O4'	2.20	0.42
34:BA:426:G:H2'	34:BA:427:U:C6	2.54	0.42
34:BA:590:C:O2'	34:BA:591:U:H5'	2.20	0.42
37:BD:78:LEU:HA	37:BD:78:LEU:HD23	1.87	0.42
39:BF:48:LEU:HB2	39:BF:56:PRO:O	2.20	0.42
43:BJ:37:PRO:HA	43:BJ:72:VAL:HG12	2.01	0.42
28:A4:50:VAL:HB	46:BM:62:ASN:O	2.19	0.42
56:BY:56:C:H2'	56:BY:57:G:O4'	2.19	0.42
57:BZ:225:GLU:HA	57:BZ:228:MET:HB3	2.01	0.42
57:BZ:136:ALA:HB3	57:BZ:260:LEU:CB	2.50	0.42
57:BZ:348:ARG:NH1	57:BZ:382:GLU:CD	2.73	0.42
31:C7:1:MET:HB3	31:C7:1:MET:HE3	1.78	0.42
1:CA:1084:A:H2'	1:CA:1085:A:C8	2.54	0.42
1:CA:1241:A:C2	1:CA:1242:A:C4	3.07	0.42
1:CA:1586:A:H2'	1:CA:1587:A:O4'	2.20	0.42
1:CA:2176:A:H4'	3:CC:45:HIS:NE2	2.34	0.42
1:CA:2293:C:OP1	1:CA:2377:A:N6	2.49	0.42
1:CA:2467:C:O2	14:CQ:124:LYS:NZ	2.51	0.42
1:CA:2526:G:O2'	33:C9:1:MET:N	2.41	0.42
1:CA:272(B):G:H2'	1:CA:272(C):G:H8	1.83	0.42
1:CA:2749:A:N1	1:CA:2750:A:N6	2.67	0.42
1:CA:2880:C:O3'	15:CR:90:ARG:NH1	2.52	0.42
1:CA:607:U:OP1	6:CF:103:LYS:N	2.45	0.42
1:CA:660:G:H5'	6:CF:99:TYR:CD2	2.55	0.42
1:CA:2177:C:O2'	3:CC:47:LYS:HD3	2.20	0.42
4:CD:206:LEU:HD22	4:CD:211:ARG:HG2	2.01	0.42
5:CE:73:GLU:HA	5:CE:74:PRO:HD2	1.76	0.42
1:CA:1088:A:N6	10:CL:133:SER:OG	2.51	0.42
1:CA:831:G:O2'	13:CP:38:GLN:NE2	2.52	0.42
5:CE:179:GLU:HG2	17:CT:9:LEU:HD22	2.02	0.42
19:CV:71:LEU:HD22	19:CV:84:LYS:HE3	2.02	0.42
20:CW:71:VAL:HA	20:CW:107:LEU:HD12	2.01	0.42
22:CY:9:LYS:HA	22:CY:10:GLY:HA2	1.51	0.42
34:DA:1009:G:H3'	34:DA:1010:G:C8	2.55	0.42
34:DA:1041:A:N6	34:DA:1042:G:O6	2.53	0.42
34:DA:1273:G:H5'	34:DA:1274:G:OP2	2.19	0.42
34:DA:1355:G:H2'	34:DA:1356:G:H8	1.84	0.42
34:DA:324:G:N2	34:DA:327:A:C8	2.88	0.42
34:DA:376:G:C4	34:DA:389:A:N1	2.88	0.42

Continued on next page...

Continued from previous page...

Atom-1	Atom-2	Interatomic distance (Å)	Clash overlap (Å)
34:DA:623:C:O5'	34:DA:623:C:H6	2.02	0.42
34:DA:830:G:C6	34:DA:831:U:C4	3.07	0.42
34:DA:975:A:H61	43:DJ:48:THR:HB	1.85	0.42
35:DB:76:GLN:HB2	35:DB:208:ILE:HG12	2.01	0.42
36:DC:152:ILE:HG12	36:DC:153:VAL:N	2.34	0.42
36:DC:157:ILE:HG21	36:DC:164:ARG:NH2	2.35	0.42
37:DD:173:TRP:HB2	37:DD:187:ARG:O	2.20	0.42
40:DG:115:ARG:HB3	40:DG:118:VAL:HG23	2.01	0.42
48:DO:54:ARG:HG3	48:DO:58:MET:HE1	2.01	0.42
53:DT:72:LEU:HA	53:DT:72:LEU:HD23	1.84	0.42
57:DZ:38:ARG:HG2	57:DZ:40:HIS:HB2	2.01	0.42
24:A0:59:LEU:HD23	24:A0:59:LEU:HA	1.81	0.41
1:AA:1411:A:P	25:A1:41:ARG:HH22	2.43	0.41
25:A1:7:ILE:HD12	25:A1:98:LEU:HD11	2.01	0.41
28:A4:46:GLN:O	28:A4:48:ARG:HG2	2.20	0.41
28:A4:41:PRO:O	28:A4:48:ARG:NH2	2.53	0.41
1:AA:1091:A:C8	1:AA:1093:G:C2	3.07	0.41
1:AA:1214:G:H2'	1:AA:1215:G:O4'	2.20	0.41
1:AA:1343:C:OP1	1:AA:2722:C:H4'	2.20	0.41
1:AA:2119:C:H2'	1:AA:2120:U:C6	2.55	0.41
1:AA:2294:G:H4'	1:AA:2401:G:O2'	2.19	0.41
1:AA:2529:C:C5	1:AA:2554:A:C5	3.09	0.41
1:AA:811:A:H5''	4:AD:210:GLY:HA3	2.02	0.41
4:AD:132:PRO:HG3	4:AD:190:TYR:CE1	2.55	0.41
11:AN:108:PRO:O	11:AN:113:GLY:HA3	2.19	0.41
34:BA:1017:G:H2'	34:BA:1018:C:H6	1.82	0.41
34:BA:1065:U:H4'	34:BA:1066:C:O5'	2.20	0.41
34:BA:1240:U:C2	40:BG:32:ARG:HD2	2.55	0.41
34:BA:1350:A:C6	34:BA:1351:U:N3	2.88	0.41
34:BA:622:A:C8	34:BA:623:C:C6	3.08	0.41
35:BB:120:ALA:O	35:BB:121:LEU:HD22	2.20	0.41
38:BE:140:ARG:HB2	38:BE:140:ARG:HE	1.73	0.41
39:BF:45:LEU:HD12	39:BF:59:TYR:CD2	2.55	0.41
34:BA:1298:C:H2'	40:BG:114:ARG:NH1	2.35	0.41
43:BJ:8:LEU:HB2	43:BJ:70:ARG:HB2	2.02	0.41
44:BK:95:ILE:O	44:BK:99:GLN:HG3	2.20	0.41
47:BN:7:ILE:C	47:BN:9:LYS:H	2.22	0.41
56:BW:37:MIA:C5	56:BW:38:A:C5	3.03	0.41
57:BZ:109:ASP:HB3	57:BZ:112:GLN:HB2	2.02	0.41
57:BZ:133:ILE:HG22	57:BZ:257:PRO:HD2	2.01	0.41
57:BZ:320:PRO:HB2	57:BZ:321:TYR:HD2	1.83	0.41

Continued on next page...

Continued from previous page...

Atom-1	Atom-2	Interatomic distance (Å)	Clash overlap (Å)
24:C0:72:ARG:HB3	24:C0:75:LEU:HB2	2.01	0.41
26:C2:2:LYS:HG2	26:C2:5:GLU:OE1	2.20	0.41
27:C3:28:LEU:HA	27:C3:33:GLN:OE1	2.20	0.41
1:CA:1053:C:C6	1:CA:1053:C:C3'	3.03	0.41
1:CA:1053:C:C2	1:CA:1054:A:H1'	2.54	0.41
1:CA:1231:G:H2'	1:CA:1232:G:H8	1.85	0.41
1:CA:1344:G:C2	1:CA:1385:G:C8	3.07	0.41
1:CA:1528(A):A:H2'	1:CA:1529:G:O4'	2.19	0.41
6:CF:123:LEU:HD12	6:CF:124:LEU:N	2.35	0.41
7:CG:115:ARG:CZ	7:CG:115:ARG:HB3	2.50	0.41
7:CG:116:ASP:OD1	46:DM:68:GLY:HA3	2.20	0.41
8:CH:91:GLY:O	8:CH:94:TYR:N	2.53	0.41
14:CQ:73:PRO:HB3	14:CQ:93:TYR:CE1	2.55	0.41
15:CR:101:ALA:HA	29:C5:44:THR:HG21	2.01	0.41
18:CU:98:LEU:HA	18:CU:98:LEU:HD23	1.85	0.41
34:DA:437:U:H5''	37:DD:155:LEU:HD11	2.01	0.41
34:DA:662:G:H2'	34:DA:663:A:C8	2.55	0.41
34:DA:694:A:C2	34:DA:695:A:H1'	2.54	0.41
35:DB:169:LYS:HD3	35:DB:169:LYS:O	2.19	0.41
37:DD:57:ARG:HB3	37:DD:206:PHE:HB2	2.01	0.41
39:DF:78:GLU:O	39:DF:81:ILE:HG22	2.19	0.41
44:DK:63:LEU:HG	44:DK:63:LEU:H	1.63	0.41
46:DM:3:ARG:HE	46:DM:11:ARG:HH21	1.68	0.41
48:DO:70:LEU:HG	48:DO:70:LEU:O	2.20	0.41
57:DZ:196:ILE:O	57:DZ:196:ILE:HG13	2.20	0.41
57:DZ:215:LYS:O	57:DZ:218:GLU:HB3	2.20	0.41
57:DZ:511:LYS:HB2	57:DZ:569:ASP:HB3	2.03	0.41
57:DZ:137:ASN:ND2	62:DZ:703:GDP:N7	2.68	0.41
30:A6:50:ARG:HG3	30:A6:51:GLU:O	2.20	0.41
1:AA:1116:A:H5'	1:AA:1118:C:OP2	2.20	0.41
1:AA:1287:A:O2'	1:AA:1288:A:H5'	2.19	0.41
1:AA:1644:C:H2'	1:AA:1645:C:C6	2.56	0.41
1:AA:1766:G:H3'	1:AA:1767:A:H5''	2.01	0.41
1:AA:1989:C:H2'	1:AA:1990:G:H5'	2.02	0.41
1:AA:2297:C:H2'	1:AA:2298:A:H5'	2.03	0.41
1:AA:894:U:H5'	63:AA:4340:HOH:O	2.19	0.41
4:AD:107:ALA:HA	4:AD:108:PRO:HD3	1.77	0.41
4:AD:96:HIS:CD2	4:AD:102:LYS:HG2	2.55	0.41
5:AE:52:LEU:O	5:AE:76:ARG:N	2.49	0.41
5:AE:67:PHE:CZ	5:AE:75:VAL:HG12	2.55	0.41
7:AG:66:GLN:NE2	7:AG:94:LEU:HD23	2.35	0.41

Continued on next page...

Continued from previous page...

Atom-1	Atom-2	Interatomic distance (Å)	Clash overlap (Å)
1:AA:1058:U:H5	11:AN:28:THR:HG21	1.85	0.41
23:AZ:156:LYS:O	23:AZ:157:LEU:HB2	2.20	0.41
34:BA:1118:C:C2	34:BA:1179:A:C2	3.08	0.41
34:BA:255:G:H1'	50:BQ:16:GLN:HE21	1.85	0.41
34:BA:407:G:H2'	34:BA:408:A:C8	2.55	0.41
34:BA:791:G:C2'	34:BA:792:A:H5'	2.50	0.41
35:BB:24:TRP:H	35:BB:24:TRP:HD1	1.67	0.41
39:BF:38:GLU:OE1	39:BF:64:GLN:NE2	2.53	0.41
41:BH:14:ARG:O	41:BH:18:ARG:HD3	2.20	0.41
34:BA:1280:A:C8	43:BJ:41:PRO:HD3	2.55	0.41
43:BJ:63:PHE:HE2	47:BN:45:ARG:HA	1.85	0.41
52:BS:80:TYR:CZ	52:BS:82:GLY:HA2	2.55	0.41
53:BT:71:THR:O	53:BT:72:LEU:HD23	2.20	0.41
57:BZ:417:THR:HA	57:BZ:418:LYS:CG	2.46	0.41
26:C2:53:LEU:HA	26:C2:53:LEU:HD23	1.76	0.41
30:C6:40:CYS:HA	30:C6:41:PRO:HD3	1.90	0.41
1:CA:1265:A:H5'	63:CA:3959:HOH:O	2.20	0.41
1:CA:1791:A:C8	1:CA:1791:A:OP2	2.72	0.41
1:CA:2136:C:O2'	1:CA:2137:C:H6	2.03	0.41
1:CA:25:U:H2'	1:CA:26:G:O4'	2.20	0.41
1:CA:2727:G:O2'	12:CO:70:LYS:NZ	2.52	0.41
1:CA:2742:C:OP1	33:C9:35:ARG:HD3	2.19	0.41
1:CA:2792:G:C6	1:CA:2805:G:C6	3.08	0.41
1:CA:2823:A:OP1	5:CE:113:PHE:HB2	2.20	0.41
1:CA:2850:A:OP2	1:CA:2866:U:H5	2.02	0.41
1:CA:420:C:H2'	1:CA:421:U:C6	2.56	0.41
1:CA:494:G:H4'	20:CW:6:ILE:HB	2.02	0.41
1:CA:64:A:H2'	1:CA:65:C:O4'	2.20	0.41
1:CA:679:C:H2'	1:CA:680:G:H8	1.84	0.41
1:CA:844:C:H2'	1:CA:845:G:H5'	2.01	0.41
4:CD:72:LYS:HG3	4:CD:103:ARG:NH2	2.35	0.41
5:CE:101:ARG:HA	5:CE:101:ARG:HD3	1.82	0.41
5:CE:64:LYS:O	5:CE:68:ALA:N	2.50	0.41
6:CF:123:LEU:HD13	6:CF:192:LEU:HB3	2.01	0.41
16:CS:28:VAL:HG11	16:CS:98:VAL:HG13	2.00	0.41
22:CY:20:TYR:CZ	22:CY:43:ASN:HA	2.55	0.41
23:CZ:7:ALA:O	23:CZ:62:PRO:HD3	2.20	0.41
34:DA:1125:U:O2'	34:DA:1126:U:H2'	2.20	0.41
34:DA:227:G:O2'	49:DP:62:VAL:HG22	2.20	0.41
34:DA:643:C:H5'	41:DH:31:PHE:CD1	2.55	0.41
34:DA:861:G:P	41:DH:75:ARG:HH22	2.43	0.41

Continued on next page...

Continued from previous page...

Atom-1	Atom-2	Interatomic distance (Å)	Clash overlap (Å)
34:DA:971:G:OP2	34:DA:1231:G:N2	2.42	0.41
35:DB:96:ARG:HD3	35:DB:98:LEU:HA	2.02	0.41
38:DE:21:ALA:O	38:DE:23:GLY:N	2.52	0.41
39:DF:35:ALA:HA	39:DF:67:MET:HB3	2.02	0.41
40:DG:66:VAL:O	40:DG:70:LYS:HG3	2.20	0.41
44:DK:59:TYR:O	44:DK:62:GLN:HB3	2.20	0.41
1:AA:2589:A:H5'	29:A5:3:LYS:HD2	2.00	0.41
1:AA:1122:C:O2'	10:AL:90:LYS:HA	2.19	0.41
1:AA:1739:U:O2'	1:AA:1740:U:H2'	2.19	0.41
1:AA:2191:A:N3	1:AA:2191:A:H2'	2.35	0.41
1:AA:2244:U:O2'	1:AA:2245:U:H5'	2.20	0.41
1:AA:2638:C:H2'	1:AA:2639:G:O4'	2.19	0.41
1:AA:653:G:H2'	1:AA:654:G:C8	2.55	0.41
3:AC:42:VAL:O	3:AC:216:THR:C	2.59	0.41
4:AD:248:SER:HB2	4:AD:249:PRO:HD2	2.02	0.41
6:AF:89:VAL:HG12	6:AF:90:PHE:CD2	2.55	0.41
16:AS:93:LYS:CD	16:AS:95:HIS:HB2	2.50	0.41
21:AX:66:LEU:HA	21:AX:66:LEU:HD23	1.88	0.41
36:BC:24:ALA:HB1	36:BC:28:GLN:HB2	2.03	0.41
36:BC:64:VAL:HG13	36:BC:99:VAL:HA	2.03	0.41
38:BE:57:LYS:O	38:BE:61:TYR:HD2	2.03	0.41
40:BG:114:ARG:O	40:BG:119:ARG:NH1	2.54	0.41
34:BA:1117:G:H5''	42:BI:104:ARG:NH2	2.36	0.41
47:BN:23:ARG:HH11	47:BN:30:ALA:HB2	1.84	0.41
36:BC:29:TYR:OH	47:BN:54:PRO:O	2.25	0.41
49:BP:43:LYS:HG2	49:BP:48:TRP:CD2	2.55	0.41
49:BP:55:ARG:HA	49:BP:55:ARG:NH1	2.26	0.41
24:C0:82:ARG:HA	24:C0:83:PRO:HD3	1.67	0.41
1:CA:591:C:H1'	32:C8:2:PRO:HA	2.02	0.41
1:CA:1028:A:N6	1:CA:1125:G:H2'	2.36	0.41
1:CA:152:G:C6	1:CA:153:C:C4	3.08	0.41
1:CA:1803:A:H2	1:CA:1822:G:N3	2.18	0.41
1:CA:2379:G:O2'	16:CS:17:ARG:NH2	2.35	0.41
1:CA:2869:G:H2'	1:CA:2870:C:H6	1.86	0.41
6:CF:39:TRP:CB	6:CF:101:LEU:HD22	2.50	0.41
1:CA:599:G:H4'	6:CF:31:HIS:HD2	1.83	0.41
10:CL:93:ARG:HB3	10:CL:93:ARG:HE	1.65	0.41
10:CL:99:ILE:HG23	10:CL:103:GLN:HB2	2.02	0.41
13:CP:55:ARG:HG2	13:CP:56:SER:N	2.35	0.41
15:CR:54:LEU:O	15:CR:57:ARG:HB2	2.20	0.41
20:CW:65:LEU:O	20:CW:67:ASP:N	2.53	0.41

Continued on next page...

Continued from previous page...

Atom-1	Atom-2	Interatomic distance (Å)	Clash overlap (Å)
34:DA:1106:G:C6	34:DA:1107:C:N4	2.88	0.41
34:DA:1279:A:H4'	34:DA:1280:A:OP1	2.21	0.41
34:DA:473:G:H2'	34:DA:474:G:H8	1.85	0.41
35:DB:100:GLY:HA3	35:DB:104:ASN:HB3	2.02	0.41
35:DB:79:ASP:C	35:DB:81:VAL:H	2.24	0.41
36:DC:47:LEU:HA	36:DC:47:LEU:HD22	1.88	0.41
41:DH:51:VAL:HG11	41:DH:60:ARG:HH11	1.86	0.41
57:DZ:293:THR:OG1	57:DZ:297:GLU:HG2	2.20	0.41
57:DZ:526:VAL:HG23	57:DZ:566:THR:HA	2.01	0.41
25:A1:62:VAL:HG13	25:A1:63:ALA:O	2.21	0.41
1:AA:1289:G:H4'	13:AP:7:ARG:HH22	1.85	0.41
1:AA:1810:U:H2'	63:AA:4979:HOH:O	2.19	0.41
1:AA:2711:C:H2'	1:AA:2712:C:O4'	2.20	0.41
1:AA:585:U:C4	1:AA:2058:C:O4'	2.73	0.41
1:AA:815:G:H2'	1:AA:816:G:H8	1.86	0.41
1:AA:868:A:C2'	1:AA:991:G:H5''	2.50	0.41
4:AD:30:GLU:O	4:AD:34:VAL:HG22	2.21	0.41
6:AF:192:LEU:HD22	6:AF:194:MET:HG3	2.03	0.41
7:AG:31:VAL:HA	7:AG:32:PRO:HD2	1.85	0.41
14:AQ:109:VAL:HG22	14:AQ:110:THR:H	1.85	0.41
18:AU:91:ASP:O	18:AU:95:LEU:HB2	2.20	0.41
34:BA:109:A:H2'	34:BA:326:G:N2	2.35	0.41
34:BA:113:G:H2'	34:BA:114:U:C6	2.56	0.41
34:BA:102:G:O2'	34:BA:151:A:N3	2.45	0.41
34:BA:387:U:H5''	34:BA:388:G:OP1	2.20	0.41
34:BA:408:A:O4'	37:BD:116:GLN:NE2	2.53	0.41
34:BA:414:A:N6	34:BA:431:A:N3	2.68	0.41
34:BA:771:G:H2'	34:BA:772:U:H6	1.85	0.41
35:BB:176:GLU:O	35:BB:180:LEU:HG	2.20	0.41
36:BC:108:ASN:HA	36:BC:109:PRO:HD2	1.84	0.41
36:BC:108:ASN:HB3	36:BC:111:LEU:HG	2.02	0.41
36:BC:36:ASP:OD1	36:BC:57:ILE:HG21	2.20	0.41
41:BH:13:ILE:O	41:BH:17:THR:HG23	2.19	0.41
47:BN:47:LEU:HD23	47:BN:50:LYS:NZ	2.35	0.41
49:BP:65:GLN:HA	49:BP:66:PRO:HD3	1.79	0.41
54:BU:5:ASP:O	54:BU:11:GLY:HA3	2.21	0.41
56:BW:25:C:H2'	56:BW:26:A:O4'	2.20	0.41
57:BZ:16:GLY:HA3	57:BZ:101:LEU:HD11	2.03	0.41
57:BZ:74:TRP:NE1	57:BZ:273:LEU:HB3	2.35	0.41
57:BZ:380:LEU:HD23	57:BZ:383:THR:HB	2.02	0.41
57:BZ:71:THR:HB	57:BZ:80:ASN:OD1	2.21	0.41

Continued on next page...

Continued from previous page...

Atom-1	Atom-2	Interatomic distance (Å)	Clash overlap (Å)
28:C4:61:ARG:HD2	28:C4:61:ARG:HA	1.85	0.41
1:CA:1144:G:C6	1:CA:1145:C:C4	3.08	0.41
1:CA:1359:A:N6	1:CA:1372:U:H3	2.17	0.41
1:CA:1410:G:H2'	1:CA:1411:C:H6	1.85	0.41
1:CA:143:G:C6	1:CA:143(A):C:C4	3.09	0.41
1:CA:26:G:C6	1:CA:27:G:N1	2.88	0.41
1:CA:320:A:H4'	1:CA:322:A:N7	2.36	0.41
1:CA:64:A:O3'	21:CX:71:GLY:HA3	2.21	0.41
1:CA:847:U:H2'	1:CA:848:G:H5'	2.01	0.41
4:CD:94:LEU:HD23	4:CD:94:LEU:HA	1.74	0.41
5:CE:150:VAL:HG13	5:CE:154:LYS:HG3	2.03	0.41
5:CE:21:VAL:HA	5:CE:22:PRO:HD3	1.80	0.41
6:CF:119:ARG:HB3	6:CF:119:ARG:HE	1.62	0.41
6:CF:195:ASP:HB3	6:CF:198:ALA:H	1.84	0.41
14:CQ:16:ARG:HG3	14:CQ:17:LEU:H	1.86	0.41
19:CV:37:VAL:HG11	19:CV:40:LEU:HG	2.01	0.41
23:CZ:156:LYS:HB3	23:CZ:156:LYS:HE2	1.90	0.41
14:CQ:137:TYR:CE1	23:CZ:83:PRO:HG3	2.55	0.41
34:DA:1317:C:HO2'	52:DS:10:PHE:HE2	1.65	0.41
34:DA:454:C:N4	34:DA:479:C:N3	2.69	0.41
34:DA:560:U:H5'	34:DA:566:G:H22	1.84	0.41
34:DA:597:G:N3	34:DA:597:G:H2'	2.35	0.41
34:DA:677:U:C4	34:DA:678:U:C4	3.08	0.41
35:DB:16:HIS:CE1	35:DB:210:SER:HA	2.54	0.41
35:DB:27:LYS:C	35:DB:29:ALA:H	2.23	0.41
39:DF:89:MET:HE1	51:DR:76:LEU:HD22	2.03	0.41
44:DK:55:LYS:HE3	44:DK:55:LYS:HB2	1.69	0.41
44:DK:57:THR:HA	44:DK:58:PRO:HD3	1.83	0.41
46:DM:89:GLY:HA2	46:DM:92:HIS:HB2	2.02	0.41
50:DQ:27:PHE:CE2	50:DQ:36:ILE:HD11	2.55	0.41
51:DR:73:ALA:CB	51:DR:79:LEU:HD12	2.51	0.41
57:DZ:221:ALA:C	57:DZ:223:PHE:H	2.24	0.41
57:DZ:590:ILE:HD13	57:DZ:590:ILE:HA	1.92	0.41
25:A1:8:SER:HB3	25:A1:66:HIS:CD2	2.55	0.41
1:AA:485:U:H4'	31:A7:40:TRP:CZ3	2.55	0.41
1:AA:142:G:H2'	1:AA:143:C:C6	2.55	0.41
1:AA:1491:A:C8	1:AA:1507:A:C5	3.08	0.41
1:AA:1540:A:H2'	1:AA:1541:A:H8	1.81	0.41
1:AA:236:G:H4'	1:AA:413:G:C5	2.55	0.41
1:AA:573:G:H8	1:AA:573:G:O5'	2.04	0.41
1:AA:705:C:H2'	1:AA:706:C:C6	2.55	0.41

Continued on next page...

Continued from previous page...

Atom-1	Atom-2	Interatomic distance (Å)	Clash overlap (Å)
1:AA:7:G:H2'	1:AA:8:A:C8	2.55	0.41
1:AA:89:U:H1'	1:AA:90:A:N7	2.35	0.41
2:AB:41:U:C5	7:AG:70:VAL:HB	2.55	0.41
13:AP:85:LEU:HD12	13:AP:116:GLY:O	2.21	0.41
16:AS:35:ILE:HG12	16:AS:101:LEU:HD12	2.02	0.41
34:BA:1080:A:H5''	34:BA:1081:G:OP2	2.20	0.41
34:BA:1303:C:H2'	34:BA:1304:G:H5'	2.03	0.41
34:BA:545:C:H5'	37:BD:72:GLU:HG2	2.02	0.41
34:BA:557:G:C2	34:BA:558:G:C2	3.08	0.41
35:BB:84:GLU:HG2	35:BB:216:SER:HA	2.01	0.41
40:BG:99:LEU:HD22	40:BG:103:TRP:CZ2	2.55	0.41
34:BA:1187:G:H5'	42:BI:113:LYS:HD3	2.03	0.41
34:BA:1123:A:O2'	43:BJ:37:PRO:O	2.33	0.41
43:BJ:53:PRO:O	47:BN:41:ARG:NH2	2.52	0.41
47:BN:11:LYS:H	47:BN:11:LYS:HG3	1.70	0.41
51:BR:53:ARG:HA	51:BR:56:THR:OG1	2.20	0.41
52:BS:3:ARG:NH1	52:BS:10:PHE:HB2	2.36	0.41
53:BT:67:ALA:HB2	53:BT:77:ALA:HB2	2.02	0.41
56:BW:26:A:H61	56:BW:44:G:H1	1.68	0.41
57:BZ:414:GLU:C	57:BZ:416:LYS:H	2.24	0.41
57:BZ:590:ILE:HA	57:BZ:590:ILE:HD13	1.85	0.41
1:AA:1113:A:H4'	57:BZ:683:VAL:HG22	2.03	0.41
26:C2:24:LEU:O	26:C2:28:LYS:HB2	2.20	0.41
29:C5:25:LEU:HA	29:C5:25:LEU:HD23	1.84	0.41
1:CA:141:A:C2'	1:CA:1408:C:O2'	2.68	0.41
1:CA:2417:C:C2	1:CA:2418:A:C8	3.09	0.41
1:CA:2755:C:C4	33:C9:19:ARG:NH1	2.89	0.41
1:CA:354:G:H2'	1:CA:355:G:O4'	2.21	0.41
2:CB:14:U:H1'	2:CB:108:U:O2'	2.21	0.41
2:CB:5:C:H42	2:CB:116:G:H1	1.69	0.41
4:CD:134:ARG:NH1	4:CD:188:GLU:OE2	2.51	0.41
7:CG:16:ARG:HH22	7:CG:28:VAL:CG1	2.29	0.41
12:CO:122:LEU:HA	12:CO:122:LEU:HD23	1.70	0.41
13:CP:121:LYS:HA	13:CP:122:PRO:HD2	1.65	0.41
14:CQ:41:TRP:HZ3	14:CQ:74:TYR:HE1	1.68	0.41
16:CS:18:ILE:O	16:CS:21:THR:HG23	2.21	0.41
23:CZ:103:ARG:N	23:CZ:137:ILE:O	2.53	0.41
34:DA:127:G:C2	34:DA:128:G:C8	3.08	0.41
34:DA:25:C:O2'	34:DA:26:A:H5'	2.20	0.41
34:DA:575:G:C6	34:DA:821:G:N7	2.89	0.41
35:DB:80:ILE:HD13	35:DB:211:ILE:HB	2.02	0.41

Continued on next page...

Continued from previous page...

Atom-1	Atom-2	Interatomic distance (Å)	Clash overlap (Å)
36:DC:6:HIS:HD2	36:DC:7:PRO:HD2	1.85	0.41
41:DH:46:LYS:HG3	41:DH:63:LEU:O	2.21	0.41
51:DR:37:VAL:O	51:DR:41:LYS:HB3	2.20	0.41
57:DZ:238:THR:HG22	57:DZ:241:GLU:OE1	2.20	0.41
33:A9:17:ILE:HA	33:A9:17:ILE:HD12	1.71	0.41
1:AA:1065:U:O2'	1:AA:1067:A:C2	2.70	0.41
1:AA:1385:G:O4'	1:AA:1439:A:C2	2.74	0.41
1:AA:2481:A:O2'	14:AQ:56:ARG:NE	2.52	0.41
1:AA:2044:U:O2'	1:AA:2629:C:H5'	2.20	0.41
1:AA:2675:G:C6	1:AA:2676:G:C4	3.08	0.41
1:AA:292:G:C2	1:AA:394:C:N3	2.88	0.41
3:AC:11:LEU:HD22	3:AC:11:LEU:H	1.86	0.41
4:AD:3:VAL:CG1	4:AD:17:THR:HB	2.51	0.41
5:AE:49:LEU:CD2	5:AE:81:ILE:HG13	2.51	0.41
1:AA:1110:C:O2'	10:AL:89:HIS:NE2	2.54	0.41
1:AA:1068:G:N7	11:AN:66:LYS:HE2	2.35	0.41
18:AU:76:TYR:OH	18:AU:92:ARG:NH1	2.47	0.41
21:AX:21:PHE:C	21:AX:23:GLU:H	2.24	0.41
34:BA:146:G:N2	34:BA:147:G:C4	2.89	0.41
34:BA:389:A:C6	34:BA:390:C:H1'	2.56	0.41
34:BA:487:A:H2'	34:BA:488:C:O4'	2.21	0.41
34:BA:580:U:H2'	34:BA:581:G:O4'	2.21	0.41
34:BA:639:G:O2'	34:BA:640:A:H5'	2.21	0.41
34:BA:1177:G:P	42:BI:97:LYS:HE3	2.61	0.41
56:BW:28:G:H8	56:BW:28:G:H5''	1.86	0.41
56:BW:6:G:C6	56:BW:7:A:C6	3.09	0.41
57:BZ:236:GLU:HA	57:BZ:237:PRO:HD3	1.92	0.41
57:BZ:-62:LEU:HD11	57:BZ:-48:VAL:HG22	2.02	0.41
28:C4:46:GLN:HG2	28:C4:48:ARG:NH2	2.36	0.41
1:CA:1053:C:N4	1:CA:1107:G:O6	2.51	0.41
1:CA:1208:C:C4	1:CA:1209:G:N7	2.89	0.41
1:CA:1437:C:C2	1:CA:1438:U:C5	3.09	0.41
1:CA:1812:A:O2'	4:CD:45:ASN:N	2.54	0.41
1:CA:218:A:C2	1:CA:235:U:H4'	2.56	0.41
1:CA:251:A:C4	1:CA:252:G:H1'	2.55	0.41
1:CA:2612:C:OP2	29:C5:2:ALA:HB3	2.21	0.41
1:CA:2784:C:O2'	1:CA:2785:C:H5'	2.21	0.41
1:CA:373:U:H2'	1:CA:374:A:C8	2.53	0.41
1:CA:641:C:H5''	1:CA:642:G:OP2	2.21	0.41
1:CA:748:G:C8	20:CW:89:ALA:HB1	2.56	0.41
1:CA:757:U:H2'	1:CA:758:C:O4'	2.19	0.41

Continued on next page...

Continued from previous page...

Atom-1	Atom-2	Interatomic distance (Å)	Clash overlap (Å)
2:CB:46:A:C5	2:CB:47:C:C4	3.09	0.41
4:CD:254:THR:HG23	4:CD:255:LYS:HG2	2.02	0.41
10:CL:115:LEU:HB2	10:CL:117:THR:HG23	2.02	0.41
13:CP:21:ARG:HD3	13:CP:21:ARG:HA	1.73	0.41
13:CP:50:ARG:HG2	32:C8:61:LEU:HD11	2.02	0.41
23:CZ:144:LEU:HD21	23:CZ:150:LEU:HD23	2.01	0.41
23:CZ:35:ARG:HD2	23:CZ:35:ARG:HA	1.80	0.41
34:DA:1077:G:C2	34:DA:1081:G:C5	3.09	0.41
34:DA:1074:G:N2	34:DA:1102:A:C4	2.88	0.41
34:DA:1288:A:N1	34:DA:1371:G:H1'	2.35	0.41
34:DA:1489:G:C5	34:DA:1490:C:C5	3.09	0.41
34:DA:15:G:C4'	38:DE:24:ARG:HH21	2.32	0.41
34:DA:246:A:N1	34:DA:278:G:O2'	2.41	0.41
34:DA:473:G:H8	34:DA:473:G:O5'	2.04	0.41
34:DA:543:C:N3	34:DA:544:G:C8	2.88	0.41
34:DA:768:A:OP2	63:DA:1815:HOH:O	2.21	0.41
34:DA:804:U:H5''	34:DA:805:C:OP2	2.21	0.41
34:DA:1325:C:H4'	54:DU:17:THR:HG21	2.03	0.41
57:DZ:-62:LEU:HD13	57:DZ:-48:VAL:HG23	2.03	0.41
57:DZ:560:VAL:HG21	57:DZ:594:VAL:HG11	2.03	0.41
25:A1:82:LEU:O	25:A1:85:LEU:HD12	2.20	0.41
1:AA:1154:U:C6	1:AA:1155:C:C6	3.07	0.41
1:AA:1402:G:H2'	1:AA:1403:U:O4'	2.20	0.41
1:AA:203:G:H2'	1:AA:204:G:O4'	2.21	0.41
1:AA:328:G:H2'	1:AA:329:U:C6	2.56	0.41
1:AA:933:C:OP1	1:AA:933:C:H4'	2.20	0.41
2:AB:57:A:C4	7:AG:29:TRP:HB3	2.56	0.41
3:AC:60:ARG:NH2	3:AC:165:ARG:HH21	2.18	0.41
1:AA:831:A:C5	4:AD:229:VAL:HG21	2.56	0.41
11:AN:43:THR:HA	11:AN:44:PRO:HD3	1.91	0.41
1:AA:1974:A:N3	12:AO:22:ILE:HD12	2.35	0.41
1:AA:2849:G:H5'	15:AR:46:GLY:HA2	2.03	0.41
34:BA:243:A:C2	34:BA:245:C:C2	3.09	0.41
34:BA:453:A:C6	34:BA:454:C:C4	3.08	0.41
34:BA:623:C:H2'	34:BA:624:C:H6	1.85	0.41
34:BA:791:G:H2'	34:BA:792:A:H5'	2.02	0.41
44:BK:115:PRO:C	44:BK:117:ASN:N	2.74	0.41
48:BO:36:ILE:O	48:BO:39:LEU:N	2.54	0.41
34:BA:137:C:O4'	49:BP:63:GLY:HA2	2.21	0.41
57:BZ:100:VAL:HG12	57:BZ:100:VAL:O	2.19	0.41
57:BZ:126:GLU:O	57:BZ:128:TYR:N	2.53	0.41

Continued on next page...

Continued from previous page...

Atom-1	Atom-2	Interatomic distance (Å)	Clash overlap (Å)
57:BZ:282:SER:O	57:BZ:284:LEU:N	2.53	0.41
57:BZ:420:ASP:HB3	57:BZ:473:ASP:OD2	2.20	0.41
26:C2:66:GLU:HA	26:C2:69:ARG:HD3	2.02	0.41
1:CA:2742:C:H5''	33:C9:1:MET:HE3	2.02	0.41
33:C9:2:LYS:HD3	33:C9:4:ARG:CZ	2.51	0.41
1:CA:1082:U:C2	1:CA:1083:U:H1'	2.55	0.41
1:CA:1088:A:N3	1:CA:1088:A:H2'	2.35	0.41
1:CA:130:C:H4'	1:CA:1349:A:C4'	2.50	0.41
1:CA:1444:G:N2	1:CA:1548:C:C2	2.89	0.41
1:CA:1474:C:H2'	1:CA:1475:G:C8	2.56	0.41
1:CA:2235:G:H2'	1:CA:2236:C:C6	2.56	0.41
1:CA:2280:G:H5''	1:CA:2280:G:H8	1.86	0.41
1:CA:2281:C:O2'	1:CA:2282:G:H5'	2.21	0.41
1:CA:2299:G:C6	1:CA:2318:G:N7	2.89	0.41
1:CA:2327:A:H2'	1:CA:2328:A:C8	2.56	0.41
1:CA:248:G:C2	1:CA:2431:U:H4'	2.55	0.41
1:CA:2031:A:C6	1:CA:2498:C:H1'	2.55	0.41
1:CA:2712:U:OP1	1:CA:2714:G:H4'	2.21	0.41
1:CA:601:C:O2'	1:CA:605:C:H5''	2.20	0.41
1:CA:613:G:C6	1:CA:614:U:C5	3.08	0.41
1:CA:815:C:H2'	1:CA:816:C:C6	2.55	0.41
3:CC:60:ARG:NH2	3:CC:165:ARG:HH21	2.18	0.41
5:CE:179:GLU:HG2	17:CT:9:LEU:CD2	2.50	0.41
5:CE:23:VAL:HA	5:CE:184:VAL:O	2.21	0.41
10:CL:115:LEU:HD12	10:CL:117:THR:HG1	1.85	0.41
11:CN:14:VAL:HG23	11:CN:51:PHE:O	2.21	0.41
15:CR:87:TYR:OH	15:CR:117:VAL:O	2.24	0.41
16:CS:74:ALA:O	16:CS:76:LYS:N	2.53	0.41
20:CW:14:PRO:CG	20:CW:78:GLU:HG2	2.34	0.41
21:CX:84:ALA:HB3	21:CX:87:GLN:NE2	2.35	0.41
1:CA:874:G:H5''	23:CZ:175:VAL:HG11	2.02	0.41
34:DA:920:U:O4'	34:DA:1080:A:C2	2.74	0.41
34:DA:1240:U:OP2	40:DG:116:ALA:N	2.52	0.41
34:DA:189:G:C2	34:DA:189(L):G:C2	3.08	0.41
34:DA:382:A:C2	34:DA:383:A:C4	3.09	0.41
34:DA:512:U:C2	34:DA:513:C:C5	3.09	0.41
34:DA:885:G:H1	34:DA:912:C:H42	1.69	0.41
35:DB:178:ARG:NH2	41:DH:68:ARG:HH22	2.18	0.41
37:DD:73:ARG:HG3	37:DD:77:ASN:HD22	1.84	0.41
38:DE:12:LEU:HA	38:DE:12:LEU:HD23	1.87	0.41
40:DG:5:ARG:O	40:DG:7:ALA:N	2.54	0.41

Continued on next page...

Continued from previous page...

Atom-1	Atom-2	Interatomic distance (Å)	Clash overlap (Å)
53:DT:15:ARG:HA	53:DT:15:ARG:HD3	1.92	0.41
57:DZ:74:TRP:HE3	57:DZ:74:TRP:HA	1.85	0.41
30:A6:50:ARG:HB2	30:A6:50:ARG:HE	1.65	0.41
1:AA:1534:G:H2'	1:AA:1535:U:O4'	2.21	0.41
1:AA:1776:G:N3	1:AA:1776:G:H2'	2.35	0.41
1:AA:2720:G:H1'	15:AR:71:GLN:NE2	2.30	0.41
1:AA:981:C:H2'	1:AA:982:U:C6	2.56	0.41
4:AD:89:SER:HB2	4:AD:159:ALA:H	1.86	0.41
6:AF:195:ASP:HB3	6:AF:198:ALA:H	1.85	0.41
6:AF:33:LEU:HD12	6:AF:33:LEU:HA	1.84	0.41
6:AF:36:VAL:HG11	6:AF:183:VAL:HG13	2.03	0.41
6:AF:39:TRP:HB2	6:AF:101:LEU:HD22	2.03	0.41
7:AG:64:THR:HB	7:AG:94:LEU:HD21	2.03	0.41
8:AH:90:LYS:O	8:AH:160:LYS:HA	2.21	0.41
11:AN:133:GLN:O	11:AN:134:ARG:C	2.59	0.41
12:AO:107:ARG:HG2	12:AO:108:GLU:N	2.35	0.41
12:AO:7:TYR:CZ	12:AO:44:LYS:HG3	2.55	0.41
13:AP:46:LYS:HE2	13:AP:46:LYS:HB3	1.55	0.41
13:AP:59:LEU:HD11	32:A8:10:ALA:HB2	2.02	0.41
15:AR:51:LEU:HA	15:AR:51:LEU:HD23	1.81	0.41
16:AS:77:ALA:O	16:AS:80:LEU:HB2	2.20	0.41
17:AT:55:ASN:H	17:AT:59:THR:HB	1.86	0.41
20:AW:36:LEU:HD23	20:AW:36:LEU:HA	1.77	0.41
1:AA:321:C:OP1	22:AY:87:LYS:HG3	2.21	0.41
34:BA:1030(D):A:H62	34:BA:1031:G:H21	1.69	0.41
34:BA:1199:U:H6	34:BA:1199:U:O5'	2.04	0.41
34:BA:44:G:C2	34:BA:399:G:C2	3.09	0.41
34:BA:423:G:H3'	34:BA:423:G:N3	2.35	0.41
34:BA:477:A:C6	34:BA:479:C:N4	2.89	0.41
34:BA:448:A:P	34:BA:485:G:H22	2.44	0.41
34:BA:647:C:H2'	34:BA:648:A:C8	2.54	0.41
34:BA:685:G:N2	34:BA:686:U:C4	2.89	0.41
34:BA:72:C:C2	34:BA:98:G:N2	2.89	0.41
34:BA:76:C:H2'	34:BA:77:G:C8	2.56	0.41
34:BA:829:G:C2	34:BA:830:G:C5	3.08	0.41
42:BI:96:LEU:HA	42:BI:96:LEU:HD23	1.76	0.41
56:BW:51:U:O2'	56:BW:52:G:H5'	2.20	0.41
57:BZ:208:GLN:O	57:BZ:212:TYR:N	2.51	0.41
57:BZ:365:GLU:HG3	57:BZ:366:VAL:N	2.36	0.41
26:C2:26:ARG:HB2	26:C2:26:ARG:CZ	2.51	0.41
7:CG:101:ILE:CG2	28:C4:25:TYR:HB2	2.49	0.41

Continued on next page...

Continued from previous page...

Atom-1	Atom-2	Interatomic distance (Å)	Clash overlap (Å)
1:CA:1009:A:O5'	1:CA:1009:A:H8	2.03	0.41
1:CA:1182:A:H2'	1:CA:1183:G:O4'	2.21	0.41
1:CA:2037:G:O6	63:CA:4152:HOH:O	2.20	0.41
1:CA:2109:U:H5''	1:CA:2149:G:N2	2.35	0.41
1:CA:2121:G:H1'	3:CC:168:LYS:HE2	1.33	0.41
1:CA:251:A:C5	1:CA:252:G:H1'	2.56	0.41
1:CA:2661:G:O6	8:CH:175:LYS:NZ	2.54	0.41
1:CA:2702:U:H4'	1:CA:2703:C:OP1	2.20	0.41
1:CA:610:G:H2'	1:CA:611:C:C6	2.55	0.41
4:CD:52:ARG:HH11	4:CD:52:ARG:HD3	1.66	0.41
5:CE:7:VAL:O	5:CE:26:ILE:HA	2.21	0.41
6:CF:39:TRP:HB3	6:CF:101:LEU:HD22	2.02	0.41
6:CF:32:LEU:HB3	6:CF:112:MET:HE1	2.03	0.41
8:CH:69:ARG:HE	8:CH:73:ALA:HB2	1.84	0.41
14:CQ:110:THR:O	14:CQ:113:GLN:HB2	2.21	0.41
1:CA:2378:A:H4'	16:CS:23:ARG:NH1	2.36	0.41
17:CT:10:VAL:HG23	17:CT:10:VAL:H	1.56	0.41
20:CW:65:LEU:CD1	20:CW:68:ARG:HE	2.34	0.41
34:DA:983:A:N1	34:DA:1222:G:N2	2.69	0.41
34:DA:1317:C:P	47:DN:17:LYS:HG2	2.61	0.41
34:DA:430:A:C2	34:DA:431:A:H1'	2.56	0.41
34:DA:538:G:H5''	45:DL:114:LYS:HB2	2.02	0.41
34:DA:626:U:C2	34:DA:627:G:C8	3.09	0.41
37:DD:129:ASN:HD21	37:DD:145:GLU:N	2.14	0.41
38:DE:71:LEU:HD21	38:DE:113:ALA:O	2.20	0.41
39:DF:35:ALA:HB2	39:DF:67:MET:CE	2.50	0.41
42:DI:11:LYS:H	42:DI:104:ARG:HH21	1.69	0.41
45:DL:78:GLN:H	45:DL:78:GLN:HG3	1.68	0.41
49:DP:22:THR:HA	49:DP:33:ILE:HG13	2.03	0.41
50:DQ:24:GLU:OE2	50:DQ:37:LYS:HD2	2.20	0.41
52:DS:17:GLU:O	52:DS:21:GLU:HG3	2.20	0.41
52:DS:36:ARG:HB3	52:DS:71:LEU:HB3	2.02	0.41
53:DT:20:LEU:HA	53:DT:20:LEU:HD23	1.73	0.41
57:DZ:384:ILE:HG13	57:DZ:385:THR:N	2.35	0.41
57:DZ:488:THR:O	57:DZ:516:PRO:HG3	2.20	0.41
1:AA:2359:C:HO2'	30:A6:21:TYR:HH	1.65	0.41
1:AA:1056:A:N3	1:AA:1199:C:H1'	2.35	0.41
1:AA:154:G:O6	1:AA:155:C:N4	2.54	0.41
1:AA:2102:G:H2'	1:AA:2103:C:C6	2.56	0.41
1:AA:507:G:C4	1:AA:532:A:C2	3.09	0.41
1:AA:852:G:O4'	13:AP:38:GLN:HB2	2.20	0.41

Continued on next page...

Continued from previous page...

Atom-1	Atom-2	Interatomic distance (Å)	Clash overlap (Å)
1:AA:866:A:C4	1:AA:1234:A:C2	3.09	0.41
3:AC:194:ILE:CD1	3:AC:227:PRO:CB	2.99	0.41
5:AE:35:GLN:HG3	5:AE:36:ARG:N	2.35	0.41
6:AF:50:SER:CB	6:AF:94:PRO:HD3	2.48	0.41
8:AH:64:LEU:HA	8:AH:64:LEU:HD23	1.79	0.41
14:AQ:10:ARG:HG3	14:AQ:10:ARG:HH11	1.86	0.41
14:AQ:63:LYS:HD2	14:AQ:63:LYS:HA	1.72	0.41
16:AS:19:LYS:C	16:AS:21:THR:H	2.23	0.41
23:AZ:163:LEU:HD12	23:AZ:163:LEU:HA	1.80	0.41
34:BA:1261:A:H5''	34:BA:1262:C:OP2	2.21	0.41
34:BA:1314:C:H2'	34:BA:1315:U:C6	2.56	0.41
34:BA:257:G:C2	34:BA:258:G:C4	3.09	0.41
34:BA:270:A:H2'	34:BA:271:C:C6	2.55	0.41
34:BA:412:A:N6	37:BD:35:ARG:HB3	2.36	0.41
34:BA:437:U:H5'	37:BD:155:LEU:HD21	2.03	0.41
34:BA:501:C:H1'	34:BA:549:C:H1'	2.02	0.41
34:BA:600:C:OP1	41:BH:97:VAL:HG12	2.21	0.41
34:BA:993:G:O2'	34:BA:994:A:N7	2.51	0.41
35:BB:196:LEU:HA	35:BB:196:LEU:HD12	1.95	0.41
35:BB:20:GLU:HB3	35:BB:190:THR:OG1	2.21	0.41
36:BC:130:VAL:HG21	36:BC:157:ILE:HG23	2.02	0.41
37:BD:49:ARG:HG2	37:BD:49:ARG:H	1.67	0.41
38:BE:78:HIS:ND1	41:BH:104:ARG:HD2	2.35	0.41
48:BO:18:PHE:CD1	48:BO:18:PHE:O	2.73	0.41
49:BP:1:MET:O	49:BP:24:ALA:HB2	2.20	0.41
49:BP:58:TYR:O	49:BP:61:SER:OG	2.17	0.41
54:BU:12:LYS:HG2	54:BU:17:THR:OG1	2.21	0.41
29:C5:33:CYS:O	29:C5:37:LYS:N	2.54	0.41
1:CA:77:C:H42	1:CA:109:G:H1	1.69	0.41
1:CA:1131:G:N2	1:CA:1132:A:N3	2.69	0.41
1:CA:1494:A:H2'	1:CA:1495:A:C8	2.56	0.41
1:CA:2274:A:C6	1:CA:2276:G:C8	3.08	0.41
1:CA:2306:C:H3'	1:CA:2307:G:C8	2.55	0.41
1:CA:2386:C:H2'	1:CA:2387:U:C6	2.56	0.41
1:CA:300:A:H3'	22:CY:84:ARG:HH22	1.85	0.41
1:CA:493:G:H2'	1:CA:494:G:O4'	2.20	0.41
1:CA:638:G:C6	1:CA:639:U:C4	3.09	0.41
1:CA:706:A:H2'	1:CA:707:G:O4'	2.21	0.41
4:CD:79:VAL:O	4:CD:113:VAL:HG23	2.20	0.41
8:CH:87:LEU:HD23	8:CH:164:TYR:HA	2.03	0.41
11:CN:15:LEU:HA	11:CN:15:LEU:HD23	1.90	0.41

Continued on next page...

Continued from previous page...

Atom-1	Atom-2	Interatomic distance (Å)	Clash overlap (Å)
15:CR:52:ILE:HB	15:CR:94:TYR:HD2	1.86	0.41
2:CB:8:U:O2'	16:CS:25:ARG:NH2	2.54	0.41
16:CS:93:LYS:O	16:CS:93:LYS:HG2	2.21	0.41
20:CW:58:ALA:HB1	20:CW:64:MET:HB2	2.02	0.41
14:CQ:62:GLY:O	23:CZ:178:GLU:HG2	2.20	0.41
34:DA:1166:G:H5'	34:DA:1168:A:OP2	2.21	0.41
34:DA:1464:G:H2'	34:DA:1465:C:C6	2.56	0.41
34:DA:1511:G:H2'	34:DA:1512:U:O4'	2.21	0.41
34:DA:338:A:H2'	34:DA:339:C:C6	2.56	0.41
34:DA:47:C:H5''	34:DA:365:U:C2	2.56	0.41
34:DA:25:C:C5'	34:DA:524:G:H1'	2.50	0.41
34:DA:588:G:C6	34:DA:753:A:C8	3.09	0.41
34:DA:882:C:H41	45:DL:9:GLN:HE22	1.68	0.41
34:DA:900:A:H2'	34:DA:901:A:C8	2.56	0.41
36:DC:104:GLN:HE21	36:DC:105:GLU:H	1.69	0.41
41:DH:21:LYS:HG2	41:DH:23:SER:O	2.21	0.41
41:DH:49:GLU:HG2	41:DH:62:TYR:HE2	1.84	0.41
43:DJ:50:ILE:HB	47:DN:41:ARG:NH2	2.36	0.41
43:DJ:16:LEU:HG	43:DJ:94:VAL:HG22	2.02	0.41
49:DP:58:TYR:O	49:DP:61:SER:OG	2.22	0.41
34:DA:267:C:OP1	50:DQ:67:LYS:HG3	2.20	0.41
51:DR:21:LYS:HD2	51:DR:57:GLY:HA3	2.03	0.41
57:DZ:129:LYS:HD3	57:DZ:521:SER:H	1.85	0.41
26:A2:41:ILE:HG13	26:A2:41:ILE:O	2.20	0.41
1:AA:1534:G:C6	1:AA:1535:U:N3	2.89	0.41
1:AA:2086:C:H2'	1:AA:2087:C:C6	2.56	0.41
1:AA:2575:U:H4'	12:AO:28:SER:HA	2.02	0.41
1:AA:2880:C:H2'	1:AA:2881:C:O4'	2.21	0.41
1:AA:592:U:C4	1:AA:593:G:C6	3.09	0.41
1:AA:613:A:H2'	1:AA:614:C:O4'	2.20	0.41
2:AB:39:A:C2	2:AB:40:U:C4	3.09	0.41
6:AF:125:LEU:HD11	6:AF:199:TRP:CE3	2.56	0.41
11:AN:138:LEU:HD22	11:AN:138:LEU:HA	1.69	0.41
11:AN:75:TYR:HA	11:AN:81:GLY:O	2.21	0.41
13:AP:29:LYS:HB3	13:AP:30:THR:H	1.27	0.41
17:AT:19:LEU:HD13	17:AT:86:ILE:HD12	2.03	0.41
18:AU:45:TYR:O	18:AU:49:HIS:N	2.47	0.41
23:AZ:153:SER:HB3	23:AZ:167:PRO:O	2.21	0.41
34:BA:1005:A:H5''	34:BA:1006:C:OP2	2.21	0.41
34:BA:1359:C:OP1	47:BN:22:THR:OG1	2.28	0.41
34:BA:1435:G:H1	34:BA:1466:C:H42	1.69	0.41

Continued on next page...

Continued from previous page...

Atom-1	Atom-2	Interatomic distance (Å)	Clash overlap (Å)
34:BA:189(D):C:H1'	34:BA:189(H):G:C2	2.56	0.41
34:BA:799:G:O6	34:BA:800:G:C2	2.74	0.41
34:BA:955:U:H2'	34:BA:956:U:H6	1.86	0.41
34:BA:979:C:O2	47:BN:19:ARG:NE	2.54	0.41
34:BA:9:G:C2	34:BA:26:A:N1	2.88	0.41
36:BC:6:HIS:CD2	36:BC:7:PRO:HD2	2.56	0.41
37:BD:112:VAL:HG23	37:BD:116:GLN:OE1	2.21	0.41
38:BE:91:LEU:HD12	38:BE:91:LEU:HA	1.85	0.41
40:BG:13:GLN:HA	40:BG:14:PRO:HD3	1.91	0.41
40:BG:77:SER:HA	40:BG:85:TYR:O	2.20	0.41
41:BH:12:ARG:O	41:BH:16:ALA:N	2.54	0.41
42:BI:93:ARG:HB2	42:BI:93:ARG:HH11	1.86	0.41
48:BO:78:TYR:O	48:BO:82:ILE:HG12	2.21	0.41
49:BP:71:ARG:O	49:BP:75:ARG:HB2	2.20	0.41
56:BY:49:C:H2'	56:BY:50:U:H6	1.86	0.41
57:BZ:-63:ILE:HD11	57:BZ:-23:LEU:CD1	2.50	0.41
25:C1:40:ARG:HB2	25:C1:40:ARG:HE	1.76	0.41
32:C8:63:PRO:HG2	32:C8:64:TYR:CD2	2.55	0.41
1:CA:1053:C:H6	1:CA:1053:C:C4'	2.33	0.41
1:CA:150:C:H2'	1:CA:151:C:C6	2.56	0.41
1:CA:2526:G:H2'	1:CA:2527:C:C6	2.56	0.41
1:CA:2784:C:O3'	5:CE:41:LYS:NZ	2.53	0.41
1:CA:2818:G:O2'	1:CA:2819:G:H5'	2.21	0.41
1:CA:363(B):G:O2'	1:CA:363(C):G:H5'	2.21	0.41
1:CA:510:C:H3'	1:CA:510:C:OP1	2.21	0.41
1:CA:878:A:C2	1:CA:900:A:N7	2.89	0.41
1:CA:903:C:H2'	1:CA:904:C:H6	1.85	0.41
5:CE:179:GLU:HB3	5:CE:181:LEU:CD2	2.51	0.41
6:CF:129:PHE:HB2	6:CF:132:VAL:HG21	2.02	0.41
11:CN:56:ASN:N	11:CN:125:GLY:O	2.45	0.41
13:CP:127:ALA:O	13:CP:129:ALA:N	2.54	0.41
16:CS:26:LEU:O	16:CS:88:ASP:HB3	2.21	0.41
23:CZ:70:LEU:HD11	23:CZ:98:MET:HE3	2.02	0.41
34:DA:1060:C:H5'	47:DN:45:ARG:NH2	2.35	0.41
34:DA:1109:C:H2'	34:DA:1110:A:O4'	2.21	0.41
34:DA:262:A:H2'	34:DA:263:A:C8	2.56	0.41
34:DA:35:G:H2'	34:DA:36:C:C6	2.56	0.41
34:DA:36:C:H4'	45:DL:122:THR:O	2.21	0.41
34:DA:828:A:H5''	34:DA:859:A:C2	2.55	0.41
34:DA:597:G:N2	41:DH:94:TYR:OH	2.54	0.41
44:DK:99:GLN:O	44:DK:101:SER:N	2.51	0.41

Continued on next page...

Continued from previous page...

Atom-1	Atom-2	Interatomic distance (Å)	Clash overlap (Å)
47:DN:9:LYS:HA	47:DN:12:ARG:HB2	2.02	0.41
56:DY:28:G:H2'	56:DY:29:G:H8	1.85	0.41
56:DY:55:PSU:HN1	56:DY:57:G:C5'	2.33	0.41
57:DZ:168:ILE:HD12	57:DZ:176:GLY:HA3	2.02	0.41
57:DZ:324:ARG:HH21	57:DZ:383:THR:H	1.68	0.41
1:AA:1051:C:H2'	1:AA:1052:C:C6	2.56	0.41
1:AA:1624:C:H2'	1:AA:1625:U:C1'	2.51	0.41
1:AA:2574:U:H1'	12:AO:23:ARG:HD3	2.02	0.41
1:AA:402:C:H2'	1:AA:403:C:C6	2.55	0.41
4:AD:108:PRO:HD2	4:AD:111:LEU:CG	2.51	0.41
7:AG:47:LYS:HG3	7:AG:48:GLU:H	1.86	0.41
8:AH:9:ILE:HD11	8:AH:69:ARG:HG3	2.03	0.41
14:AQ:120:ILE:HG21	14:AQ:120:ILE:HD13	1.83	0.41
14:AQ:21:THR:CG2	14:AQ:101:ARG:HB2	2.50	0.41
15:AR:44:LEU:O	15:AR:44:LEU:HD22	2.21	0.41
15:AR:54:LEU:HD12	15:AR:54:LEU:HA	1.68	0.41
35:BB:141:GLU:O	35:BB:145:LEU:HB2	2.20	0.41
36:BC:22:TRP:HB2	36:BC:23:TYR:H	1.72	0.41
37:BD:196:LEU:H	37:BD:196:LEU:HD12	1.86	0.41
40:BG:62:PHE:HA	40:BG:124:LEU:CD2	2.51	0.41
44:BK:73:MET:HG2	44:BK:103:LEU:HD21	2.03	0.41
46:BM:29:ARG:HH11	46:BM:64:TRP:HB3	1.85	0.41
50:BQ:10:VAL:HG12	50:BQ:53:LEU:HA	2.02	0.41
50:BQ:4:LYS:O	50:BQ:60:ILE:HA	2.21	0.41
51:BR:44:LEU:HD21	51:BR:70:ILE:HG21	2.02	0.41
57:BZ:324:ARG:NH1	57:BZ:324:ARG:HG3	2.36	0.41
57:BZ:-58:LEU:HD13	57:BZ:-58:LEU:HA	1.75	0.41
25:C1:95:LEU:C	25:C1:97:LEU:N	2.75	0.41
1:CA:1583:A:H5''	1:CA:1584:C:H5''	2.03	0.41
1:CA:1651:G:N2	1:CA:2007:C:C2	2.89	0.41
1:CA:1917:U:H2'	1:CA:1918:A:O4'	2.21	0.41
1:CA:2491:U:H4'	1:CA:2570:G:OP1	2.21	0.41
1:CA:2062:A:C2	1:CA:2503:A:N6	2.89	0.41
1:CA:520:G:H2'	1:CA:521:G:H8	1.85	0.41
1:CA:793:A:O2'	63:CA:4198:HOH:O	2.12	0.41
1:CA:861:A:C2	1:CA:917:A:N3	2.89	0.41
4:CD:249:PRO:HD2	4:CD:250:TRP:CZ3	2.56	0.41
4:CD:26:LYS:HE2	4:CD:83:GLU:OE2	2.21	0.41
4:CD:95:LEU:HA	4:CD:95:LEU:HD23	1.84	0.41
5:CE:170:LEU:HB3	5:CE:184:VAL:CG2	2.51	0.41
6:CF:126:VAL:HG21	6:CF:129:PHE:CZ	2.55	0.41

Continued on next page...

Continued from previous page...

Atom-1	Atom-2	Interatomic distance (Å)	Clash overlap (Å)
6:CF:127:GLU:HA	6:CF:196:LEU:HD12	2.02	0.41
6:CF:36:VAL:O	6:CF:40:GLN:HG3	2.20	0.41
8:CH:143:GLN:O	8:CH:146:ALA:N	2.54	0.41
15:CR:54:LEU:HA	15:CR:54:LEU:HD12	1.87	0.41
15:CR:55:ALA:HA	15:CR:80:PHE:CE1	2.56	0.41
1:CA:1227:G:OP1	18:CU:13:LYS:HE3	2.20	0.41
34:DA:1024:G:H2'	34:DA:1025:U:H5''	2.02	0.41
34:DA:1277:C:O2'	34:DA:1279:A:H1'	2.21	0.41
34:DA:364:A:H2'	34:DA:365:U:H6	1.86	0.41
34:DA:414:A:N7	34:DA:431:A:C2	2.89	0.41
34:DA:70:G:H2'	34:DA:71:C:C6	2.54	0.41
34:DA:868:C:H2'	34:DA:869:G:O4'	2.20	0.41
34:DA:986:A:N3	52:DS:52:TYR:OH	2.47	0.41
34:DA:1250:A:H4'	42:DI:68:GLY:H	1.85	0.41
43:DJ:50:ILE:HB	47:DN:41:ARG:CZ	2.51	0.41
45:DL:90:VAL:O	45:DL:91:LYS:C	2.59	0.41
46:DM:56:LEU:O	46:DM:60:VAL:HG12	2.21	0.41
49:DP:4:ILE:O	49:DP:66:PRO:HA	2.21	0.41
53:DT:39:LYS:HD3	53:DT:55:ILE:HD12	2.03	0.41
56:DW:14:A:C4	56:DW:22:G:C2	3.09	0.41
56:DW:54:5MU:H2'	56:DW:55:PSU:O4'	2.21	0.41
57:DZ:230:LYS:HD3	57:DZ:237:PRO:HG3	2.03	0.41
57:DZ:12:LEU:O	57:DZ:282:SER:HA	2.21	0.41
57:DZ:309:LEU:HD12	57:DZ:310:ALA:N	2.36	0.41
24:A0:18:ALA:HB3	24:A0:20:ARG:HH21	1.85	0.40
1:AA:1717:C:O2	5:AE:129:HIS:NE2	2.52	0.40
1:AA:2124:U:H2'	1:AA:2125:C:C6	2.56	0.40
1:AA:2805:G:N2	1:AA:2815:C:O2	2.46	0.40
8:AH:116:GLU:HA	8:AH:117:PRO:HD3	1.89	0.40
8:AH:172:LYS:HB2	8:AH:173:PRO:HD2	2.03	0.40
8:AH:23:ARG:HD2	8:AH:34:GLU:OE2	2.21	0.40
10:AL:88:ALA:CB	10:AL:135:GLY:HA3	2.51	0.40
11:AN:62:VAL:HG13	11:AN:66:LYS:HB2	2.02	0.40
23:AZ:28:MET:HE2	23:AZ:28:MET:HB3	1.92	0.40
34:BA:182:U:O4	34:BA:223:U:H1'	2.21	0.40
34:BA:623:C:O5'	34:BA:623:C:H6	2.03	0.40
35:BB:55:PHE:CD1	35:BB:58:ILE:HD12	2.56	0.40
38:BE:129:ILE:O	38:BE:132:ALA:HB3	2.20	0.40
49:BP:52:ASP:OD2	49:BP:55:ARG:HG2	2.20	0.40
49:BP:72:ARG:HD2	49:BP:73:LEU:HD23	2.02	0.40
52:BS:40:ILE:HA	52:BS:44:MET:SD	2.61	0.40

Continued on next page...

Continued from previous page...

Atom-1	Atom-2	Interatomic distance (Å)	Clash overlap (Å)
53:BT:53:LEU:HB2	53:BT:57:ARG:NH1	2.36	0.40
57:BZ:132:ARG:HD3	57:BZ:132:ARG:N	2.36	0.40
57:BZ:359:HIS:HD1	57:BZ:362:HIS:CD2	2.39	0.40
57:BZ:623:ASP:O	57:BZ:626:ALA:HB3	2.21	0.40
27:C3:31:LEU:HA	27:C3:31:LEU:HD22	1.86	0.40
28:C4:61:ARG:HG3	52:DS:42:PRO:HG3	2.02	0.40
29:C5:2:ALA:O	29:C5:3:LYS:HG3	2.21	0.40
1:CA:1118:C:H2'	1:CA:1119:C:O4'	2.21	0.40
1:CA:2041:U:H2'	1:CA:2042:A:O4'	2.21	0.40
1:CA:322:A:H5'	1:CA:340:A:H1'	2.03	0.40
2:CB:100:A:H2'	2:CB:100:A:N3	2.37	0.40
2:CB:14:U:H5'	2:CB:70:C:O2	2.21	0.40
3:CC:194:ILE:CD1	3:CC:227:PRO:CB	2.99	0.40
4:CD:213:ARG:HA	4:CD:213:ARG:HD2	1.81	0.40
23:CZ:10:ARG:NH2	23:CZ:26:GLY:O	2.49	0.40
34:DA:1004:A:H8	34:DA:1005:A:H4'	1.86	0.40
34:DA:1186:G:O3'	42:DI:113:LYS:NZ	2.54	0.40
34:DA:1433:A:H2'	34:DA:1434:A:O4'	2.21	0.40
34:DA:403:C:O2'	34:DA:404:U:H5'	2.21	0.40
34:DA:44:G:H2'	34:DA:45:U:O4'	2.21	0.40
34:DA:472:A:H5''	49:DP:80:PHE:HB3	2.03	0.40
34:DA:696:A:H2'	34:DA:697:U:O4'	2.21	0.40
34:DA:742:G:C2	34:DA:743:U:H1'	2.57	0.40
34:DA:619:U:N3	37:DD:134:ASP:OD1	2.46	0.40
37:DD:61:LYS:HZ3	37:DD:206:PHE:HE2	1.69	0.40
40:DG:37:ASN:OD1	42:DI:40:LEU:HA	2.21	0.40
41:DH:36:LEU:HA	41:DH:39:LEU:HB2	2.02	0.40
46:DM:10:PRO:O	46:DM:13:LYS:HB2	2.21	0.40
50:DQ:99:SER:OG	50:DQ:100:LYS:N	2.55	0.40
41:DH:90:GLY:O	50:DQ:34:LYS:HE3	2.21	0.40
57:DZ:632:LEU:HA	57:DZ:632:LEU:HD23	1.83	0.40
1:AA:2276:C:N4	24:A0:15:ASP:OD2	2.48	0.40
1:AA:1926:G:O2'	1:AA:1927:C:H5'	2.20	0.40
1:AA:1989:C:C2'	1:AA:1990:G:H5'	2.51	0.40
1:AA:2130:C:H2'	1:AA:2131:U:C6	2.57	0.40
1:AA:2555:G:H21	1:AA:2658:C:H5''	1.86	0.40
1:AA:342:C:O2'	1:AA:343:C:H5'	2.21	0.40
1:AA:821:A:H2'	1:AA:821:A:N3	2.37	0.40
8:AH:24:VAL:HG13	8:AH:37:VAL:HG21	2.03	0.40
22:AY:86:ARG:HB2	22:AY:98:VAL:CG2	2.51	0.40
34:BA:1139:G:H4'	34:BA:1140:C:H5'	2.04	0.40

Continued on next page...

Continued from previous page...

Atom-1	Atom-2	Interatomic distance (Å)	Clash overlap (Å)
34:BA:1157:A:H1'	34:BA:1181:G:N2	2.36	0.40
34:BA:1164:G:N1	34:BA:1173:G:C6	2.90	0.40
34:BA:1226:C:H4'	52:BS:80:TYR:OH	2.20	0.40
34:BA:132:C:C2	34:BA:231:G:C2	3.10	0.40
37:BD:144:ASP:O	37:BD:184:LYS:HA	2.20	0.40
38:BE:147:ASP:OD1	38:BE:147:ASP:N	2.48	0.40
38:BE:76:ILE:HB	38:BE:77:PRO:HD2	2.04	0.40
41:BH:38:ILE:HD13	41:BH:41:ARG:HH21	1.86	0.40
52:BS:36:ARG:HD2	52:BS:52:TYR:O	2.20	0.40
56:BW:44:G:H8	56:BW:44:G:P	2.45	0.40
32:C8:43:GLN:C	32:C8:45:GLY:H	2.25	0.40
32:C8:61:LEU:O	32:C8:63:PRO:HD3	2.21	0.40
1:CA:1165:U:H2'	1:CA:1166:C:C6	2.55	0.40
1:CA:1494:A:C6	1:CA:1495:A:C6	3.09	0.40
1:CA:2046:G:H2'	1:CA:2047:U:C6	2.56	0.40
1:CA:2261:C:O2'	1:CA:2262:U:H5'	2.21	0.40
1:CA:2647:U:H2'	1:CA:2648:C:C6	2.57	0.40
1:CA:2697:G:C2	1:CA:2711:A:C2	3.09	0.40
1:CA:563:G:H5'	1:CA:572:A:H4'	2.02	0.40
1:CA:579:G:H2'	1:CA:580:C:C6	2.57	0.40
1:CA:57:C:H2'	1:CA:58:G:O4'	2.21	0.40
1:CA:614(C):A:N3	1:CA:615:G:H1'	2.36	0.40
1:CA:981:A:N1	1:CA:2027:G:O2'	2.35	0.40
3:CC:174:ALA:HA	3:CC:175:PRO:HD3	1.82	0.40
8:CH:101:ARG:HH22	8:CH:122:THR:HG23	1.86	0.40
11:CN:128:HIS:HA	11:CN:129:PRO:HD3	1.85	0.40
11:CN:62:VAL:CG1	11:CN:66:LYS:HB2	2.51	0.40
17:CT:16:ARG:NH1	17:CT:19:LEU:HD21	2.37	0.40
22:CY:13:VAL:HG12	22:CY:74:PRO:HA	2.03	0.40
22:CY:83:THR:OG1	22:CY:84:ARG:N	2.53	0.40
22:CY:88:LYS:HE3	22:CY:89:PHE:O	2.21	0.40
34:DA:1250:A:H2'	34:DA:1251:A:O4'	2.20	0.40
34:DA:1363(A):A:C8	34:DA:1365:G:C4	3.10	0.40
34:DA:59:A:H5''	34:DA:60:A:H5''	2.03	0.40
34:DA:690:G:C6	34:DA:691:G:C6	3.10	0.40
34:DA:786:G:H2'	34:DA:787:A:O4'	2.22	0.40
35:DB:16:HIS:CG	35:DB:17:PHE:N	2.89	0.40
35:DB:73:THR:HG22	35:DB:94:ASN:C	2.41	0.40
37:DD:106:TYR:C	37:DD:106:TYR:CD2	2.94	0.40
37:DD:4:TYR:O	37:DD:5:ILE:HG22	2.21	0.40
38:DE:47:LYS:HB2	38:DE:47:LYS:HE2	1.85	0.40

Continued on next page...

Continued from previous page...

Atom-1	Atom-2	Interatomic distance (Å)	Clash overlap (Å)
41:DH:35:ILE:HG22	41:DH:39:LEU:HD22	2.02	0.40
44:DK:59:TYR:O	44:DK:63:LEU:HG	2.21	0.40
25:A1:50:ARG:HG2	25:A1:59:THR:CG2	2.52	0.40
29:A5:31:VAL:HG22	29:A5:42:PRO:HD3	2.03	0.40
30:A6:8:LYS:HE2	32:A8:34:TRP:CZ3	2.56	0.40
32:A8:58:ILE:O	32:A8:59:LYS:C	2.59	0.40
1:AA:1370:G:C5	1:AA:1374:G:O6	2.75	0.40
1:AA:1569:U:H2'	1:AA:1570:G:O4'	2.21	0.40
1:AA:2701:U:P	1:AA:2732:G:H22	2.43	0.40
1:AA:357:G:H5''	1:AA:358:C:OP2	2.21	0.40
1:AA:552:C:H4'	1:AA:553:A:O5'	2.21	0.40
1:AA:801:C:H2'	1:AA:802:C:C6	2.57	0.40
1:AA:865:G:H5'	1:AA:886:U:OP1	2.21	0.40
1:AA:921:G:N1	1:AA:949:C:N3	2.48	0.40
2:AB:29:A:O2'	2:AB:58:A:N1	2.38	0.40
4:AD:123:ALA:HA	4:AD:124:PRO:HD2	1.80	0.40
6:AF:39:TRP:CB	6:AF:101:LEU:HD22	2.51	0.40
9:AK:85:ASP:O	9:AK:87:VAL:N	2.54	0.40
12:AO:122:LEU:HA	12:AO:122:LEU:HD23	1.82	0.40
16:AS:19:LYS:HG2	16:AS:19:LYS:H	1.76	0.40
17:AT:61:PHE:CD1	17:AT:78:LEU:HD23	2.55	0.40
1:AA:1208:G:O2'	19:AV:90:PRO:HG2	2.21	0.40
34:BA:1169:A:N6	34:BA:1170:A:N1	2.69	0.40
34:BA:1248:A:C6	34:BA:1249:C:C4	3.09	0.40
34:BA:1279:A:H5''	34:BA:1280:A:OP1	2.21	0.40
34:BA:377:G:O2'	34:BA:378:G:H5'	2.21	0.40
34:BA:403:C:C2'	34:BA:404:U:H5'	2.51	0.40
34:BA:442:C:N4	34:BA:492:G:H1	2.16	0.40
34:BA:544:G:C5	34:BA:545:C:C5	3.09	0.40
34:BA:567:G:H2'	34:BA:568:G:O4'	2.20	0.40
34:BA:651:C:O2'	34:BA:652:U:H5'	2.20	0.40
38:BE:95:ALA:O	38:BE:117:ASP:HB3	2.21	0.40
38:BE:151:LEU:HA	38:BE:151:LEU:HD23	1.78	0.40
41:BH:29:SER:OG	41:BH:32:LYS:HG3	2.21	0.40
34:BA:1342:C:O2'	42:BI:124:GLN:HG2	2.20	0.40
48:BO:32:LEU:O	48:BO:33:THR:C	2.60	0.40
25:C1:50:ARG:NH1	25:C1:57:GLU:OE1	2.55	0.40
1:CA:1110:G:O2'	1:CA:1111:A:OP2	2.34	0.40
1:CA:1204:A:H2	1:CA:1241:A:N6	2.18	0.40
1:CA:1221(A):C:O2'	1:CA:1222:C:H5'	2.20	0.40
1:CA:1993:U:H2'	1:CA:1994:C:O4'	2.22	0.40

Continued on next page...

Continued from previous page...

Atom-1	Atom-2	Interatomic distance (Å)	Clash overlap (Å)
1:CA:2032:G:H1'	5:CE:145:LYS:HD3	2.03	0.40
1:CA:2124:G:H4'	3:CC:175:PRO:CG	2.51	0.40
1:CA:2238:G:N3	1:CA:2238:G:H2'	2.36	0.40
1:CA:2684:U:C4	1:CA:2685:G:N7	2.90	0.40
1:CA:271(O):C:H2'	1:CA:271(P):C:C6	2.56	0.40
1:CA:30:G:C5	1:CA:31:C:C4	3.10	0.40
1:CA:574:C:OP2	63:CA:4223:HOH:O	2.22	0.40
1:CA:760:G:H2'	1:CA:761:A:O4'	2.22	0.40
2:CB:89:G:H8	2:CB:89:G:OP2	2.04	0.40
3:CC:54:ARG:CZ	3:CC:55:SER:O	2.69	0.40
7:CG:91:ARG:HE	7:CG:91:ARG:HB3	1.46	0.40
12:CO:53:LYS:HE3	12:CO:53:LYS:HB3	1.98	0.40
21:CX:8:ILE:HD11	21:CX:43:VAL:HG23	2.02	0.40
22:CY:39:VAL:O	22:CY:41:GLY:N	2.55	0.40
22:CY:76:CYS:SG	22:CY:78:ALA:HB3	2.61	0.40
34:DA:1002:G:C2	34:DA:1004:A:H2	2.39	0.40
34:DA:1004:A:H62	34:DA:1037:C:C2'	2.23	0.40
34:DA:1055:A:H62	34:DA:1200:C:N4	2.19	0.40
34:DA:1217:C:H2'	34:DA:1218:C:O4'	2.21	0.40
34:DA:122:G:H8	34:DA:122:G:O5'	2.04	0.40
34:DA:1507:A:C5	34:DA:1530:G:C2	3.09	0.40
34:DA:520:A:N1	34:DA:536:C:H1'	2.36	0.40
35:DB:164:VAL:HG23	35:DB:185:ILE:O	2.21	0.40
35:DB:216:SER:HG	35:DB:216:SER:H	1.65	0.40
45:DL:32:PHE:HB3	45:DL:84:LEU:CD1	2.36	0.40
48:DO:18:PHE:O	48:DO:20:GLY:N	2.55	0.40
57:DZ:174:PHE:HE2	57:DZ:267:LYS:HD3	1.86	0.40
57:DZ:610:VAL:HG22	57:DZ:669:PHE:HB3	2.03	0.40
30:A6:18:ARG:HD3	30:A6:42:TRP:NE1	2.36	0.40
1:AA:1463:C:N4	1:AA:1464:G:C6	2.89	0.40
1:AA:1634:C:H2'	1:AA:1635:C:H6	1.85	0.40
1:AA:2097:U:C4	1:AA:2250:G:C6	3.09	0.40
1:AA:2556:G:H1'	1:AA:2658:C:H4'	2.04	0.40
1:AA:611:U:O4	1:AA:717:A:H1'	2.21	0.40
2:AB:118:G:H2'	2:AB:119:G:O4'	2.21	0.40
7:AG:53:LEU:N	7:AG:53:LEU:HD23	2.36	0.40
9:AK:39:ALA:C	9:AK:41:ARG:H	2.25	0.40
11:AN:71:ILE:HG22	11:AN:72:TYR:O	2.20	0.40
21:AX:88:LYS:HE3	21:AX:90:GLU:OE1	2.22	0.40
22:AY:13:VAL:HA	22:AY:73:ARG:O	2.21	0.40
34:BA:1036:G:H5''	34:BA:1037:C:C5	2.56	0.40

Continued on next page...

Continued from previous page...

Atom-1	Atom-2	Interatomic distance (Å)	Clash overlap (Å)
34:BA:141:A:H1'	34:BA:182:U:C2	2.57	0.40
34:BA:304:U:H2'	34:BA:305:G:C8	2.56	0.40
34:BA:349:A:O2'	34:BA:350:G:H5'	2.20	0.40
34:BA:779:C:H2'	34:BA:780:A:O4'	2.21	0.40
37:BD:13:ARG:H	37:BD:13:ARG:HG2	1.63	0.40
38:BE:98:THR:HB	38:BE:99:GLY:H	1.49	0.40
42:BI:50:LEU:HB2	42:BI:81:ILE:HD11	2.03	0.40
46:BM:29:ARG:HD3	46:BM:64:TRP:CD1	2.56	0.40
49:BP:45:THR:HA	49:BP:46:PRO:HD2	1.81	0.40
56:BY:5:G:H1'	56:BY:69:G:N2	2.37	0.40
57:BZ:291:GLY:O	57:BZ:298:VAL:HA	2.21	0.40
57:BZ:539:ILE:HB	57:BZ:540:PRO:HD3	2.04	0.40
25:C1:85:LEU:HB3	25:C1:86:SER:H	1.60	0.40
27:C3:35:ARG:HB3	27:C3:37:LEU:HD21	2.04	0.40
1:CA:1202:C:H2'	1:CA:1203:G:O4'	2.21	0.40
1:CA:1623:G:C2	1:CA:1624:G:C8	3.10	0.40
1:CA:2400:G:H1	1:CA:2416:C:H42	1.70	0.40
1:CA:2400:G:H2'	1:CA:2401:U:H6	1.86	0.40
1:CA:2586:C:H6	1:CA:2586:C:O5'	2.04	0.40
1:CA:276:A:H5''	1:CA:277:C:H5'	2.03	0.40
1:CA:627:A:C6	1:CA:637:A:C8	3.10	0.40
1:CA:672:C:O2'	1:CA:673:C:H5'	2.20	0.40
1:CA:778:G:C5	1:CA:779:U:C4	3.10	0.40
2:CB:35:U:O5'	2:CB:35:U:H6	2.03	0.40
2:CB:45:A:C4	2:CB:46:A:C8	3.10	0.40
2:CB:5:C:OP1	2:CB:62:C:H5'	2.22	0.40
1:CA:2121:G:C1'	3:CC:168:LYS:CG	2.75	0.40
4:CD:215:LEU:HD23	4:CD:215:LEU:HA	1.83	0.40
4:CD:85:ASP:OD2	4:CD:88:ARG:HD2	2.22	0.40
5:CE:5:LEU:HD12	5:CE:51:PHE:HB3	2.02	0.40
1:CA:566:U:P	13:CP:29:LYS:HZ2	2.42	0.40
15:CR:2:ARG:C	15:CR:5:LYS:HG3	2.42	0.40
15:CR:51:LEU:HA	15:CR:51:LEU:HD23	1.69	0.40
16:CS:57:LYS:O	16:CS:58:LEU:HD23	2.20	0.40
22:CY:85:VAL:CG1	22:CY:97:ARG:HB3	2.51	0.40
34:DA:1004:A:N6	34:DA:1037:C:C2	2.90	0.40
34:DA:1249:C:H4'	42:DI:36:TYR:OH	2.20	0.40
34:DA:1391:U:H2'	34:DA:1392:G:C8	2.56	0.40
34:DA:522:C:H2'	34:DA:523:A:O4'	2.22	0.40
34:DA:882:C:H41	45:DL:9:GLN:NE2	2.19	0.40
36:DC:28:GLN:HE21	36:DC:28:GLN:HB3	1.65	0.40

Continued on next page...

Continued from previous page...

Atom-1	Atom-2	Interatomic distance (Å)	Clash overlap (Å)
37:DD:173:TRP:HA	37:DD:187:ARG:HE	1.85	0.40
37:DD:171:GLY:HA3	37:DD:174:LEU:HB2	2.04	0.40
39:DF:74:ASP:OD2	39:DF:74:ASP:N	2.54	0.40
48:DO:78:TYR:O	48:DO:81:LEU:N	2.54	0.40
56:DW:37:MIA:H163	56:DW:37:MIA:HN6	1.86	0.40
1:CA:2252:G:H1	56:DW:74:C:H42	1.67	0.40
57:DZ:316:ILE:CD1	57:DZ:326:THR:HG23	2.52	0.40
57:DZ:466:LEU:HA	57:DZ:470:PHE:CD2	2.57	0.40
24:A0:22:GLY:O	24:A0:24:LYS:HG2	2.22	0.40
27:A3:7:LYS:HD3	27:A3:9:VAL:HG12	2.04	0.40
1:AA:1347:A:N3	1:AA:1347:A:H2'	2.37	0.40
3:AC:54:ARG:CZ	3:AC:55:SER:O	2.69	0.40
4:AD:183:ARG:HG2	4:AD:184:LYS:N	2.37	0.40
6:AF:80:ALA:HB3	6:AF:83:PHE:HD2	1.87	0.40
18:AU:20:LEU:HA	18:AU:20:LEU:HD23	1.91	0.40
22:AY:45:VAL:O	22:AY:62:GLU:HA	2.22	0.40
34:BA:306:G:C5	34:BA:307:C:C5	3.10	0.40
34:BA:33:A:H5''	34:BA:364:A:C1'	2.50	0.40
34:BA:477:A:H2'	34:BA:479:C:C6	2.56	0.40
34:BA:723:U:O2'	34:BA:724:G:H5'	2.22	0.40
34:BA:794:A:H2'	34:BA:795:C:O4'	2.22	0.40
40:BG:18:TYR:HD2	40:BG:59:LEU:HD22	1.86	0.40
43:BJ:38:ILE:HA	43:BJ:39:PRO:HD3	1.83	0.40
43:BJ:40:LEU:HB2	43:BJ:69:ASN:HB2	2.04	0.40
43:BJ:46:ARG:HH11	43:BJ:46:ARG:CG	2.34	0.40
46:BM:11:ARG:HB3	46:BM:46:LYS:HB3	2.03	0.40
49:BP:74:LEU:O	49:BP:79:VAL:HG23	2.22	0.40
34:BA:396:G:P	57:BZ:349:LYS:NZ	2.94	0.40
57:BZ:-6:ARG:HA	57:BZ:-6:ARG:CZ	2.52	0.40
1:CA:1000:A:C6	1:CA:1001:A:N1	2.90	0.40
1:CA:1053:C:C2'	1:CA:1054:A:O5'	2.70	0.40
1:CA:1079:C:N3	1:CA:1088:A:C6	2.90	0.40
1:CA:1091:G:H2'	1:CA:1092:C:C6	2.56	0.40
1:CA:1107:G:C2'	1:CA:1108:U:O5'	2.70	0.40
1:CA:1389:G:H2'	1:CA:1390:U:C6	2.57	0.40
1:CA:143:G:H2'	1:CA:143(A):C:C6	2.56	0.40
1:CA:1582:C:O2'	1:CA:1586:A:H1'	2.22	0.40
1:CA:2070:G:OP2	63:CA:4418:HOH:O	2.22	0.40
1:CA:2756:U:H4'	1:CA:2757:A:OP1	2.22	0.40
1:CA:36:G:O2'	1:CA:450:G:H2'	2.21	0.40
1:CA:679:C:H2'	1:CA:680:G:C8	2.56	0.40

Continued on next page...

Continued from previous page...

Atom-1	Atom-2	Interatomic distance (Å)	Clash overlap (Å)
16:CS:52:SER:HB2	16:CS:55:ALA:CB	2.50	0.40
17:CT:29:ARG:HH11	17:CT:29:ARG:HD2	1.78	0.40
17:CT:78:LEU:HD13	17:CT:78:LEU:O	2.22	0.40
18:CU:74:LEU:HD23	18:CU:78:THR:CG2	2.51	0.40
21:CX:32:PRO:HA	21:CX:77:LYS:HB2	2.03	0.40
22:CY:16:ALA:HB2	22:CY:73:ARG:HG3	2.03	0.40
23:CZ:156:LYS:HD2	23:CZ:157:LEU:H	1.87	0.40
23:CZ:152:ALA:O	23:CZ:163:LEU:HD21	2.22	0.40
34:DA:1126:U:C4'	34:DA:1281:U:H1'	2.51	0.40
34:DA:1372:U:H5''	42:DI:71:SER:HB3	2.03	0.40
34:DA:1409:C:H2'	34:DA:1410:G:C8	2.57	0.40
34:DA:523:A:N1	45:DL:92:ASP:HB2	2.37	0.40
34:DA:607:A:C4	34:DA:608:A:C8	3.09	0.40
34:DA:926:G:C6	34:DA:1505:G:C5	3.09	0.40
36:DC:113:ALA:HA	36:DC:202:ILE:HD12	2.03	0.40
37:DD:25:ARG:NH2	37:DD:30:LYS:HB3	2.36	0.40
39:DF:70:ASP:N	39:DF:70:ASP:OD1	2.34	0.40
39:DF:89:MET:CE	51:DR:76:LEU:HD22	2.51	0.40
41:DH:29:SER:HB3	41:DH:32:LYS:HG3	2.03	0.40
53:DT:91:LEU:HA	53:DT:91:LEU:HD23	1.93	0.40
58:DX:3:004:HA	58:DX:4:PRO:HD2	1.26	0.40
57:DZ:354:ARG:HH22	57:DZ:378:VAL:HG11	1.87	0.40
57:DZ:127:LYS:O	57:DZ:520:GLY:HA3	2.21	0.40

All (18) symmetry-related close contacts are listed below. The label for Atom-2 includes the symmetry operator and encoded unit-cell translations to be applied.

Atom-1	Atom-2	Interatomic distance (Å)	Clash overlap (Å)
57:BZ:502:GLY:N	3:CC:9:ARG:CD[2_655]	1.69	0.51
57:BZ:573:HIS:CE1	3:CC:13:GLU:OE1[2_655]	1.71	0.49
57:BZ:504:ARG:NH1	3:CC:9:ARG:NH2[2_655]	1.79	0.41
57:BZ:573:HIS:NE2	3:CC:13:GLU:OE1[2_655]	1.79	0.41
57:BZ:502:GLY:N	3:CC:9:ARG:CG[2_655]	1.79	0.41
3:AC:9:ARG:CB	57:DZ:502:GLY:O[3_654]	1.81	0.39
57:BZ:500:GLN:O	3:CC:9:ARG:O[2_655]	1.82	0.38
3:AC:6:LYS:O	57:DZ:502:GLY:CA[3_654]	2.01	0.19
57:BZ:500:GLN:OE1	3:CC:13:GLU:CG[2_655]	2.02	0.18
57:BZ:500:GLN:CD	3:CC:13:GLU:CG[2_655]	2.02	0.18
57:BZ:573:HIS:CE1	3:CC:13:GLU:CD[2_655]	2.05	0.15
57:BZ:504:ARG:NH1	3:CC:9:ARG:NE[2_655]	2.06	0.14

Continued on next page...

Continued from previous page...

Atom-1	Atom-2	Interatomic distance (Å)	Clash overlap (Å)
3:AC:6:LYS:NZ	57:DZ:501:THR:OG1[3_654]	2.07	0.13
57:BZ:501:THR:OG1	3:CC:9:ARG:CB[2_655]	2.11	0.09
57:BZ:504:ARG:NH1	3:CC:9:ARG:CZ[2_655]	2.14	0.06
57:BZ:501:THR:C	3:CC:9:ARG:CB[2_655]	2.16	0.04
57:BZ:573:HIS:CE1	3:CC:13:GLU:OE2[2_655]	2.16	0.04
57:BZ:501:THR:CA	3:CC:9:ARG:C[2_655]	2.16	0.04

5.3 Torsion angles [i](#)

5.3.1 Protein backbone [i](#)

In the following table, the Percentiles column shows the percent Ramachandran outliers of the chain as a percentile score with respect to all X-ray entries followed by that with respect to entries of similar resolution.

The Analysed column shows the number of residues for which the backbone conformation was analysed, and the total number of residues.

Mol	Chain	Analysed	Favoured	Allowed	Outliers	Percentiles	
3	AC	133/228 (58%)	90 (68%)	25 (19%)	18 (14%)	0	1
3	CC	133/228 (58%)	90 (68%)	25 (19%)	18 (14%)	0	1
4	AD	273/276 (99%)	249 (91%)	19 (7%)	5 (2%)	11	34
4	CD	273/276 (99%)	234 (86%)	26 (10%)	13 (5%)	3	9
5	AE	202/206 (98%)	186 (92%)	14 (7%)	2 (1%)	19	52
5	CE	202/206 (98%)	179 (89%)	20 (10%)	3 (2%)	13	40
6	AF	201/210 (96%)	182 (90%)	18 (9%)	1 (0%)	34	69
6	CF	201/210 (96%)	177 (88%)	17 (8%)	7 (4%)	4	15
7	AG	179/182 (98%)	154 (86%)	19 (11%)	6 (3%)	5	16
7	CG	179/182 (98%)	141 (79%)	31 (17%)	7 (4%)	4	12
8	AH	172/180 (96%)	154 (90%)	15 (9%)	3 (2%)	11	36
8	CH	172/180 (96%)	144 (84%)	17 (10%)	11 (6%)	2	4
9	AK	128/173 (74%)	66 (52%)	36 (28%)	26 (20%)	0	0
9	CK	128/173 (74%)	76 (59%)	27 (21%)	25 (20%)	0	0
10	AL	64/147 (44%)	43 (67%)	17 (27%)	4 (6%)	2	4
10	CL	64/147 (44%)	42 (66%)	19 (30%)	3 (5%)	3	9

Continued on next page...

Continued from previous page...

Mol	Chain	Analysed	Favoured	Allowed	Outliers	Percentiles	
11	AN	138/140 (99%)	129 (94%)	8 (6%)	1 (1%)	26	62
11	CN	138/140 (99%)	120 (87%)	15 (11%)	3 (2%)	8	28
12	AO	120/122 (98%)	113 (94%)	7 (6%)	0	100	100
12	CO	120/122 (98%)	107 (89%)	10 (8%)	3 (2%)	7	24
13	AP	147/150 (98%)	130 (88%)	15 (10%)	2 (1%)	14	42
13	CP	147/150 (98%)	119 (81%)	25 (17%)	3 (2%)	9	30
14	AQ	139/141 (99%)	126 (91%)	12 (9%)	1 (1%)	26	62
14	CQ	139/141 (99%)	123 (88%)	14 (10%)	2 (1%)	14	42
15	AR	116/118 (98%)	106 (91%)	10 (9%)	0	100	100
15	CR	116/118 (98%)	102 (88%)	11 (10%)	3 (3%)	7	22
16	AS	108/112 (96%)	88 (82%)	16 (15%)	4 (4%)	4	14
16	CS	108/112 (96%)	83 (77%)	20 (18%)	5 (5%)	3	9
17	AT	129/146 (88%)	114 (88%)	13 (10%)	2 (2%)	12	38
17	CT	129/146 (88%)	116 (90%)	11 (8%)	2 (2%)	12	38
18	AU	114/118 (97%)	111 (97%)	3 (3%)	0	100	100
18	CU	114/118 (97%)	100 (88%)	11 (10%)	3 (3%)	7	22
19	AV	99/101 (98%)	95 (96%)	3 (3%)	1 (1%)	19	52
19	CV	99/101 (98%)	86 (87%)	10 (10%)	3 (3%)	5	18
20	AW	110/113 (97%)	104 (94%)	6 (6%)	0	100	100
20	CW	110/113 (97%)	105 (96%)	5 (4%)	0	100	100
21	AX	93/96 (97%)	85 (91%)	6 (6%)	2 (2%)	8	28
21	CX	93/96 (97%)	77 (83%)	11 (12%)	5 (5%)	2	7
22	AY	105/110 (96%)	93 (89%)	9 (9%)	3 (3%)	6	19
22	CY	105/110 (96%)	86 (82%)	14 (13%)	5 (5%)	3	9
23	AZ	183/206 (89%)	147 (80%)	24 (13%)	12 (7%)	1	4
23	CZ	183/206 (89%)	134 (73%)	33 (18%)	16 (9%)	1	2
24	A0	75/85 (88%)	70 (93%)	5 (7%)	0	100	100
24	C0	75/85 (88%)	67 (89%)	7 (9%)	1 (1%)	15	44
25	A1	95/98 (97%)	90 (95%)	5 (5%)	0	100	100
25	C1	95/98 (97%)	85 (90%)	7 (7%)	3 (3%)	5	17
26	A2	68/72 (94%)	62 (91%)	6 (9%)	0	100	100

Continued on next page...

Continued from previous page...

Mol	Chain	Analysed	Favoured	Allowed	Outliers	Percentiles	
26	C2	68/72 (94%)	60 (88%)	7 (10%)	1 (2%)	13	40
27	A3	57/60 (95%)	51 (90%)	6 (10%)	0	100	100
27	C3	57/60 (95%)	50 (88%)	5 (9%)	2 (4%)	4	15
28	A4	67/71 (94%)	46 (69%)	12 (18%)	9 (13%)	0	1
28	C4	67/71 (94%)	43 (64%)	15 (22%)	9 (13%)	0	1
29	A5	57/60 (95%)	51 (90%)	6 (10%)	0	100	100
29	C5	57/60 (95%)	53 (93%)	3 (5%)	1 (2%)	11	34
30	A6	51/54 (94%)	49 (96%)	2 (4%)	0	100	100
30	C6	51/54 (94%)	42 (82%)	8 (16%)	1 (2%)	9	30
31	A7	46/49 (94%)	45 (98%)	1 (2%)	0	100	100
31	C7	46/49 (94%)	41 (89%)	4 (9%)	1 (2%)	8	28
32	A8	62/65 (95%)	60 (97%)	1 (2%)	1 (2%)	12	38
32	C8	62/65 (95%)	54 (87%)	7 (11%)	1 (2%)	12	38
33	A9	35/37 (95%)	35 (100%)	0	0	100	100
33	C9	35/37 (95%)	33 (94%)	2 (6%)	0	100	100
35	BB	229/256 (90%)	182 (80%)	33 (14%)	14 (6%)	2	5
35	DB	229/256 (90%)	170 (74%)	41 (18%)	18 (8%)	1	2
36	BC	204/239 (85%)	155 (76%)	38 (19%)	11 (5%)	2	7
36	DC	204/239 (85%)	169 (83%)	29 (14%)	6 (3%)	6	19
37	BD	206/209 (99%)	166 (81%)	28 (14%)	12 (6%)	2	5
37	DD	206/209 (99%)	171 (83%)	27 (13%)	8 (4%)	4	12
38	BE	146/162 (90%)	114 (78%)	24 (16%)	8 (6%)	2	6
38	DE	146/162 (90%)	117 (80%)	22 (15%)	7 (5%)	3	9
39	BF	98/101 (97%)	84 (86%)	11 (11%)	3 (3%)	5	17
39	DF	98/101 (97%)	90 (92%)	5 (5%)	3 (3%)	5	17
40	BG	153/156 (98%)	128 (84%)	13 (8%)	12 (8%)	1	2
40	DG	153/156 (98%)	126 (82%)	22 (14%)	5 (3%)	5	16
41	BH	135/138 (98%)	110 (82%)	22 (16%)	3 (2%)	8	28
41	DH	135/138 (98%)	114 (84%)	14 (10%)	7 (5%)	2	7
42	BI	125/128 (98%)	103 (82%)	15 (12%)	7 (6%)	2	6
42	DI	125/128 (98%)	100 (80%)	21 (17%)	4 (3%)	5	17

Continued on next page...

Continued from previous page...

Mol	Chain	Analysed	Favoured	Allowed	Outliers	Percentiles	
43	BJ	95/105 (90%)	76 (80%)	12 (13%)	7 (7%)	1	3
43	DJ	94/105 (90%)	75 (80%)	16 (17%)	3 (3%)	5	17
44	BK	112/129 (87%)	96 (86%)	14 (12%)	2 (2%)	11	34
44	DK	112/129 (87%)	92 (82%)	16 (14%)	4 (4%)	4	14
45	BL	120/132 (91%)	108 (90%)	11 (9%)	1 (1%)	24	58
45	DL	120/132 (91%)	100 (83%)	16 (13%)	4 (3%)	5	16
46	BM	115/126 (91%)	93 (81%)	18 (16%)	4 (4%)	4	15
46	DM	114/126 (90%)	88 (77%)	17 (15%)	9 (8%)	1	2
47	BN	58/61 (95%)	46 (79%)	9 (16%)	3 (5%)	2	7
47	DN	58/61 (95%)	49 (84%)	7 (12%)	2 (3%)	5	16
48	BO	86/89 (97%)	67 (78%)	16 (19%)	3 (4%)	4	15
48	DO	86/89 (97%)	72 (84%)	10 (12%)	4 (5%)	3	9
49	BP	80/88 (91%)	54 (68%)	17 (21%)	9 (11%)	0	1
49	DP	80/88 (91%)	58 (72%)	18 (22%)	4 (5%)	3	8
50	BQ	97/105 (92%)	87 (90%)	7 (7%)	3 (3%)	5	17
50	DQ	97/105 (92%)	87 (90%)	10 (10%)	0	100	100
51	BR	66/88 (75%)	57 (86%)	7 (11%)	2 (3%)	5	18
51	DR	66/88 (75%)	60 (91%)	6 (9%)	0	100	100
52	BS	82/93 (88%)	64 (78%)	14 (17%)	4 (5%)	3	8
52	DS	81/93 (87%)	63 (78%)	15 (18%)	3 (4%)	4	14
53	BT	94/106 (89%)	78 (83%)	12 (13%)	4 (4%)	3	10
53	DT	94/106 (89%)	75 (80%)	13 (14%)	6 (6%)	2	4
54	BU	21/27 (78%)	20 (95%)	1 (5%)	0	100	100
54	DU	21/27 (78%)	17 (81%)	2 (10%)	2 (10%)	1	1
57	BZ	722/758 (95%)	563 (78%)	107 (15%)	52 (7%)	1	3
57	DZ	726/758 (96%)	537 (74%)	132 (18%)	57 (8%)	1	2
58	BX	3/10 (30%)	1 (33%)	0	2 (67%)	0	0
58	DX	3/10 (30%)	0	2 (67%)	1 (33%)	0	0
All	All	13227/14464 (91%)	10975 (83%)	1666 (13%)	586 (4%)	3	10

All (586) Ramachandran outliers are listed below:

Mol	Chain	Res	Type
3	AC	42	VAL
3	AC	47	LYS
3	AC	68	GLY
3	AC	180	SER
3	AC	181	PHE
4	AD	3	VAL
6	AF	130	ALA
7	AG	50	ALA
7	AG	126	ASP
8	AH	155	SER
9	AK	71	LEU
9	AK	75	GLN
9	AK	77	PRO
9	AK	80	VAL
9	AK	81	VAL
9	AK	105	PRO
9	AK	123	GLU
9	AK	132	ASP
16	AS	59	LYS
17	AT	128	GLU
17	AT	129	ARG
23	AZ	177	PRO
23	AZ	184	ALA
28	A4	49	PHE
28	A4	59	PHE
35	BB	17	PHE
35	BB	125	PRO
35	BB	224	GLN
36	BC	88	ARG
37	BD	5	ILE
37	BD	47	ARG
38	BE	140	ARG
39	BF	70	ASP
39	BF	90	VAL
40	BG	33	ASP
40	BG	48	LYS
40	BG	49	ILE
40	BG	131	LYS
42	BI	54	ASP
43	BJ	56	HIS
43	BJ	77	PRO
43	BJ	79	ARG
47	BN	20	ALA

Continued on next page...

Continued from previous page...

Mol	Chain	Res	Type
47	BN	52	GLN
48	BO	19	PRO
49	BP	46	PRO
49	BP	51	VAL
49	BP	78	GLY
50	BQ	34	LYS
50	BQ	68	ARG
51	BR	48	GLY
52	BS	13	ASP
53	BT	100	ILE
57	BZ	-57	GLU
57	BZ	11	ARG
57	BZ	87	HIS
57	BZ	127	LYS
57	BZ	172	ASP
57	BZ	183	MET
57	BZ	195	ASP
57	BZ	243	VAL
57	BZ	396	ARG
57	BZ	404	VAL
57	BZ	472	VAL
57	BZ	480	GLN
58	BX	4	PRO
3	CC	42	VAL
3	CC	47	LYS
3	CC	68	GLY
3	CC	180	SER
3	CC	181	PHE
6	CF	130	ALA
6	CF	160	ASN
6	CF	195	ASP
7	CG	43	LEU
7	CG	51	ARG
7	CG	81	LYS
8	CH	77	LYS
8	CH	92	ILE
8	CH	126	PRO
9	CK	71	LEU
9	CK	74	LEU
9	CK	77	PRO
9	CK	105	PRO
9	CK	107	VAL

Continued on next page...

Continued from previous page...

Mol	Chain	Res	Type
9	CK	116	ILE
9	CK	123	GLU
9	CK	128	LEU
13	CP	128	HIS
14	CQ	28	ALA
15	CR	2	ARG
16	CS	57	LYS
16	CS	82	ILE
16	CS	94	TYR
17	CT	123	GLN
22	CY	40	GLU
23	CZ	135	GLU
23	CZ	183	LEU
23	CZ	184	ALA
27	C3	38	GLU
28	C4	62	ARG
28	C4	63	TYR
30	C6	27	LYS
31	C7	46	VAL
35	DB	17	PHE
35	DB	97	TRP
35	DB	105	PHE
36	DC	101	LEU
36	DC	163	ALA
37	DD	48	ALA
39	DF	39	LYS
40	DG	148	ASN
42	DI	54	ASP
43	DJ	56	HIS
43	DJ	77	PRO
48	DO	19	PRO
52	DS	67	VAL
53	DT	10	LEU
53	DT	100	ILE
57	DZ	-65	LYS
57	DZ	-23	LEU
57	DZ	-4	ALA
57	DZ	199	ILE
57	DZ	400	GLU
57	DZ	402	ILE
57	DZ	472	VAL
57	DZ	479	PRO

Continued on next page...

Continued from previous page...

Mol	Chain	Res	Type
57	DZ	481	VAL
57	DZ	518	PRO
57	DZ	664	GLN
58	DX	4	PRO
3	AC	53	ARG
3	AC	161	ARG
3	AC	179	ALA
4	AD	125	ILE
4	AD	275	LYS
9	AK	74	LEU
9	AK	84	GLU
9	AK	116	ILE
9	AK	119	ALA
9	AK	125	LEU
11	AN	88	GLU
14	AQ	60	ARG
16	AS	96	GLY
19	AV	79	VAL
21	AX	94	GLY
22	AY	54	LYS
23	AZ	120	ILE
23	AZ	137	ILE
23	AZ	154	ASP
28	A4	45	GLY
28	A4	47	GLN
28	A4	66	SER
35	BB	10	LEU
35	BB	195	ASP
36	BC	51	GLY
36	BC	65	ALA
36	BC	107	GLN
36	BC	179	ARG
37	BD	170	VAL
38	BE	72	GLN
40	BG	56	GLN
41	BH	133	LEU
42	BI	12	GLU
42	BI	29	ASN
43	BJ	75	ILE
43	BJ	91	PRO
46	BM	67	GLU
49	BP	66	PRO

Continued on next page...

Continued from previous page...

Mol	Chain	Res	Type
50	BQ	49	GLU
52	BS	27	GLU
53	BT	47	GLY
57	BZ	-4	ALA
57	BZ	-1	GLU
57	BZ	85	PRO
57	BZ	92	ILE
57	BZ	98	MET
57	BZ	126	GLU
57	BZ	171	GLU
57	BZ	320	PRO
57	BZ	322	VAL
57	BZ	402	ILE
57	BZ	446	THR
57	BZ	471	LYS
57	BZ	479	PRO
57	BZ	481	VAL
57	BZ	498	ILE
57	BZ	506	GLN
57	BZ	621	ILE
3	CC	53	ARG
3	CC	161	ARG
3	CC	179	ALA
4	CD	3	VAL
4	CD	31	LYS
4	CD	268	ARG
6	CF	15	SER
6	CF	21	ALA
6	CF	169	ASN
7	CG	24	GLY
7	CG	47	LYS
8	CH	89	ILE
8	CH	169	VAL
9	CK	20	ALA
9	CK	56	ASN
9	CK	75	GLN
9	CK	79	ALA
9	CK	113	GLN
10	CL	89	HIS
12	CO	5	GLN
12	CO	94	ARG
13	CP	122	PRO

Continued on next page...

Continued from previous page...

Mol	Chain	Res	Type
13	CP	135	LEU
14	CQ	59	ARG
15	CR	59	ASP
19	CV	24	LYS
21	CX	42	ALA
21	CX	94	GLY
22	CY	43	ASN
22	CY	51	VAL
22	CY	69	ALA
22	CY	78	ALA
23	CZ	115	GLY
23	CZ	163	LEU
24	C0	35	ASN
25	C1	3	LYS
25	C1	85	LEU
27	C3	13	ILE
28	C4	39	CYS
28	C4	49	PHE
28	C4	68	ARG
29	C5	43	HIS
32	C8	3	LYS
35	DB	37	ASN
35	DB	80	ILE
35	DB	126	GLU
35	DB	154	LEU
35	DB	189	ASP
35	DB	229	VAL
35	DB	232	PRO
36	DC	129	ALA
37	DD	42	GLN
37	DD	151	LYS
37	DD	171	GLY
38	DE	104	ALA
38	DE	107	ARG
40	DG	6	ARG
40	DG	55	GLY
41	DH	6	ILE
41	DH	17	THR
42	DI	121	ARG
43	DJ	55	LYS
44	DK	49	GLY
45	DL	12	ARG

Continued on next page...

Continued from previous page...

Mol	Chain	Res	Type
46	DM	5	ALA
46	DM	108	ARG
46	DM	114	ARG
49	DP	67	THR
53	DT	95	ALA
54	DU	3	LYS
57	DZ	-57	GLU
57	DZ	-20	LEU
57	DZ	-19	GLU
57	DZ	-9	LEU
57	DZ	87	HIS
57	DZ	127	LYS
57	DZ	163	VAL
57	DZ	164	MET
57	DZ	220	ALA
57	DZ	233	GLU
57	DZ	235	GLU
57	DZ	332	SER
57	DZ	396	ARG
57	DZ	446	THR
57	DZ	556	ILE
57	DZ	595	GLN
57	DZ	599	PRO
57	DZ	600	VAL
57	DZ	651	GLU
3	AC	30	VAL
3	AC	43	GLU
3	AC	52	PRO
3	AC	69	LEU
3	AC	184	GLU
3	AC	202	PRO
3	AC	209	PHE
4	AD	156	ALA
4	AD	262	ARG
7	AG	47	LYS
9	AK	21	GLN
9	AK	22	GLY
9	AK	86	PRO
9	AK	101	PRO
9	AK	111	LEU
10	AL	135	GLY
13	AP	122	PRO

Continued on next page...

Continued from previous page...

Mol	Chain	Res	Type
16	AS	60	GLY
21	AX	22	ALA
23	AZ	31	ARG
23	AZ	113	ALA
23	AZ	182	LYS
28	A4	4	GLY
28	A4	34	GLU
28	A4	50	VAL
28	A4	65	ASP
32	A8	31	HIS
35	BB	19	HIS
36	BC	16	ARG
37	BD	22	LYS
37	BD	42	GLN
37	BD	136	PRO
37	BD	178	VAL
38	BE	21	ALA
40	BG	153	HIS
42	BI	10	ARG
42	BI	56	LEU
43	BJ	27	ALA
52	BS	14	HIS
57	BZ	-25	SER
57	BZ	203	GLU
57	BZ	239	GLU
57	BZ	405	PRO
57	BZ	418	LYS
57	BZ	596	LYS
57	BZ	671	MET
3	CC	30	VAL
3	CC	43	GLU
3	CC	52	PRO
3	CC	69	LEU
3	CC	184	GLU
3	CC	202	PRO
3	CC	209	PHE
4	CD	23	GLU
4	CD	266	SER
4	CD	275	LYS
5	CE	52	LEU
5	CE	74	PRO
7	CG	108	ASN

Continued on next page...

Continued from previous page...

Mol	Chain	Res	Type
8	CH	47	GLU
8	CH	55	PRO
8	CH	59	ARG
9	CK	50	ARG
9	CK	84	GLU
9	CK	86	PRO
9	CK	119	ALA
9	CK	129	PRO
10	CL	87	GLY
10	CL	119	ASP
11	CN	132	ALA
16	CS	74	ALA
18	CU	86	ALA
19	CV	23	GLU
23	CZ	136	PHE
23	CZ	154	ASP
28	C4	11	PRO
28	C4	46	GLN
35	DB	16	HIS
35	DB	20	GLU
35	DB	21	ARG
36	DC	81	GLY
36	DC	98	ASN
38	DE	37	ARG
40	DG	80	VAL
41	DH	5	PRO
41	DH	42	GLU
45	DL	52	LEU
46	DM	36	LYS
48	DO	79	ARG
48	DO	88	ARG
49	DP	53	VAL
53	DT	47	GLY
53	DT	99	LEU
57	DZ	-8	ALA
57	DZ	174	PHE
57	DZ	202	PRO
57	DZ	281	PRO
57	DZ	395	PRO
57	DZ	418	LYS
57	DZ	532	GLY
3	AC	16	ASP

Continued on next page...

Continued from previous page...

Mol	Chain	Res	Type
5	AE	52	LEU
7	AG	32	PRO
7	AG	43	LEU
9	AK	31	GLY
9	AK	104	ILE
9	AK	107	VAL
10	AL	84	LEU
10	AL	114	ASP
10	AL	116	ASN
16	AS	54	LEU
23	AZ	157	LEU
35	BB	16	HIS
35	BB	131	PRO
35	BB	231	GLU
35	BB	234	PRO
36	BC	3	ASN
36	BC	66	VAL
37	BD	3	ARG
37	BD	93	PHE
37	BD	142	PRO
37	BD	179	GLU
37	BD	193	ASP
38	BE	98	THR
39	BF	42	GLU
40	BG	25	ALA
40	BG	114	ARG
44	BK	49	GLY
46	BM	92	HIS
47	BN	60	SER
48	BO	86	GLY
49	BP	24	ALA
49	BP	43	LYS
51	BR	41	LYS
53	BT	96	GLY
57	BZ	-37	LEU
57	BZ	-5	LYS
57	BZ	115	GLU
57	BZ	170	ARG
57	BZ	182	ARG
57	BZ	620	VAL
57	BZ	640	ALA
58	BX	2	VAL

Continued on next page...

Continued from previous page...

Mol	Chain	Res	Type
3	CC	16	ASP
4	CD	14	ARG
4	CD	69	ARG
4	CD	239	ARG
6	CF	171	PRO
7	CG	97	ASP
9	CK	33	PRO
9	CK	69	PRO
9	CK	70	GLU
9	CK	80	VAL
9	CK	104	ILE
12	CO	26	LYS
17	CT	55	ASN
18	CU	51	LYS
23	CZ	155	LEU
23	CZ	157	LEU
23	CZ	178	GLU
23	CZ	182	LYS
25	C1	26	ARG
35	DB	123	ALA
36	DC	179	ARG
39	DF	46	ARG
42	DI	100	GLY
44	DK	100	ALA
46	DM	4	ILE
46	DM	7	VAL
46	DM	35	GLU
52	DS	70	LYS
54	DU	7	ARG
57	DZ	2	LYS
57	DZ	92	ILE
57	DZ	98	MET
57	DZ	170	ARG
57	DZ	183	MET
57	DZ	519	ARG
57	DZ	545	GLY
3	AC	21	TYR
9	AK	33	PRO
9	AK	85	ASP
13	AP	36	LYS
23	AZ	163	LEU
35	BB	124	SER

Continued on next page...

Continued from previous page...

Mol	Chain	Res	Type
35	BB	212	GLN
36	BC	81	GLY
36	BC	101	LEU
38	BE	49	PRO
38	BE	101	ILE
40	BG	35	LYS
40	BG	152	ALA
42	BI	11	LYS
43	BJ	39	PRO
49	BP	14	ASN
49	BP	39	TYR
52	BS	42	PRO
53	BT	10	LEU
57	BZ	-28	ALA
57	BZ	-19	GLU
57	BZ	686	LYS
3	CC	21	TYR
4	CD	156	ALA
11	CN	2	LYS
21	CX	92	LEU
23	CZ	52	SER
28	C4	44	THR
35	DB	98	LEU
37	DD	5	ILE
38	DE	98	THR
38	DE	105	VAL
38	DE	132	ALA
41	DH	52	ASP
44	DK	105	VAL
45	DL	25	PRO
46	DM	10	PRO
46	DM	106	ASN
47	DN	27	CYS
47	DN	52	GLN
48	DO	78	TYR
49	DP	78	GLY
52	DS	54	GLY
57	DZ	-52	VAL
57	DZ	117	GLN
57	DZ	477	GLY
57	DZ	502	GLY
3	AC	221	PRO

Continued on next page...

Continued from previous page...

Mol	Chain	Res	Type
5	AE	192	ASN
9	AK	53	VAL
9	AK	56	ASN
9	AK	114	GLY
22	AY	102	CYS
23	AZ	111	VAL
23	AZ	161	VAL
40	BG	112	PRO
41	BH	90	GLY
46	BM	99	ARG
48	BO	36	ILE
3	CC	221	PRO
4	CD	70	TRP
8	CH	65	HIS
8	CH	143	GLN
9	CK	91	LYS
11	CN	134	ARG
15	CR	58	GLY
16	CS	75	GLU
21	CX	91	ALA
26	C2	58	ALA
35	DB	173	ALA
37	DD	11	LEU
37	DD	28	SER
39	DF	6	VAL
41	DH	73	ASP
45	DL	125	PRO
53	DT	89	ARG
57	DZ	74	TRP
57	DZ	221	ALA
57	DZ	404	VAL
57	DZ	405	PRO
8	AH	169	VAL
22	AY	53	PRO
36	BC	70	VAL
40	BG	132	GLY
41	BH	51	VAL
42	BI	41	VAL
57	BZ	444	PRO
4	CD	125	ILE
8	CH	76	VAL
49	DP	14	ASN

Continued on next page...

Continued from previous page...

Mol	Chain	Res	Type
57	DZ	303	PRO
8	AH	174	GLY
35	BB	65	GLY
38	BE	85	GLY
23	CZ	130	PRO
23	CZ	161	VAL
35	DB	234	PRO
38	DE	22	GLY
41	DH	51	VAL
57	DZ	557	GLY
57	DZ	680	PRO
7	AG	24	GLY
38	BE	69	VAL
45	BL	14	GLY
49	BP	40	ASP
57	BZ	-36	LEU
57	BZ	440	VAL
19	CV	5	VAL
23	CZ	62	PRO
23	CZ	159	PRO
37	DD	197	PRO
42	DI	21	PRO
44	BK	105	VAL
46	BM	98	VAL
57	BZ	234	GLY
57	BZ	395	PRO
57	BZ	477	GLY
18	CU	7	GLY
21	CX	85	PRO
28	C4	41	PRO
35	DB	227	GLY
40	DG	58	PRO
57	DZ	116	PRO
35	BB	194	PRO
4	CD	127	VAL
9	CK	114	GLY
44	DK	90	GLY
57	DZ	530	VAL
5	CE	30	PRO

5.3.2 Protein sidechains ⓘ

In the following table, the Percentiles column shows the percent sidechain outliers of the chain as a percentile score with respect to all X-ray entries followed by that with respect to entries of similar resolution.

The Analysed column shows the number of residues for which the sidechain conformation was analysed, and the total number of residues.

Mol	Chain	Analysed	Rotameric	Outliers	Percentiles	
3	AC	111/180 (62%)	103 (93%)	8 (7%)	18	45
3	CC	111/180 (62%)	103 (93%)	8 (7%)	18	45
4	AD	215/218 (99%)	173 (80%)	42 (20%)	2	5
4	CD	216/218 (99%)	178 (82%)	38 (18%)	2	7
5	AE	164/166 (99%)	138 (84%)	26 (16%)	3	9
5	CE	164/166 (99%)	137 (84%)	27 (16%)	3	8
6	AF	160/166 (96%)	132 (82%)	28 (18%)	2	7
6	CF	159/166 (96%)	126 (79%)	33 (21%)	1	4
7	AG	143/156 (92%)	115 (80%)	28 (20%)	1	5
7	CG	142/156 (91%)	114 (80%)	28 (20%)	1	5
8	AH	144/148 (97%)	120 (83%)	24 (17%)	3	8
8	CH	144/148 (97%)	118 (82%)	26 (18%)	2	6
10	AL	50/111 (45%)	39 (78%)	11 (22%)	1	3
10	CL	50/111 (45%)	35 (70%)	15 (30%)	0	1
11	AN	118/119 (99%)	93 (79%)	25 (21%)	1	4
11	CN	118/119 (99%)	85 (72%)	33 (28%)	0	1
12	AO	100/100 (100%)	87 (87%)	13 (13%)	5	15
12	CO	100/100 (100%)	86 (86%)	14 (14%)	4	13
13	AP	116/116 (100%)	97 (84%)	19 (16%)	3	8
13	CP	115/116 (99%)	95 (83%)	20 (17%)	2	7
14	AQ	111/111 (100%)	94 (85%)	17 (15%)	3	10
14	CQ	111/111 (100%)	83 (75%)	28 (25%)	1	2
15	AR	101/101 (100%)	80 (79%)	21 (21%)	1	4
15	CR	101/101 (100%)	87 (86%)	14 (14%)	4	13
16	AS	87/88 (99%)	71 (82%)	16 (18%)	2	6
16	CS	85/88 (97%)	68 (80%)	17 (20%)	1	5

Continued on next page...

Continued from previous page...

Mol	Chain	Analysed	Rotameric	Outliers	Percentiles	
17	AT	115/127 (91%)	96 (84%)	19 (16%)	3	8
17	CT	113/127 (89%)	98 (87%)	15 (13%)	5	14
18	AU	93/94 (99%)	77 (83%)	16 (17%)	2	7
18	CU	93/94 (99%)	81 (87%)	12 (13%)	5	16
19	AV	80/82 (98%)	67 (84%)	13 (16%)	3	8
19	CV	80/82 (98%)	65 (81%)	15 (19%)	2	6
20	AW	90/92 (98%)	76 (84%)	14 (16%)	3	9
20	CW	90/92 (98%)	75 (83%)	15 (17%)	3	8
21	AX	77/78 (99%)	67 (87%)	10 (13%)	5	15
21	CX	77/78 (99%)	66 (86%)	11 (14%)	4	12
22	AY	85/91 (93%)	66 (78%)	19 (22%)	1	3
22	CY	85/91 (93%)	66 (78%)	19 (22%)	1	3
23	AZ	156/179 (87%)	120 (77%)	36 (23%)	1	3
23	CZ	156/179 (87%)	125 (80%)	31 (20%)	1	5
24	A0	61/67 (91%)	55 (90%)	6 (10%)	10	28
24	C0	61/67 (91%)	50 (82%)	11 (18%)	2	6
25	A1	80/83 (96%)	66 (82%)	14 (18%)	2	7
25	C1	80/83 (96%)	66 (82%)	14 (18%)	2	7
26	A2	65/67 (97%)	56 (86%)	9 (14%)	4	13
26	C2	65/67 (97%)	51 (78%)	14 (22%)	1	3
27	A3	51/52 (98%)	41 (80%)	10 (20%)	1	5
27	C3	50/52 (96%)	38 (76%)	12 (24%)	1	2
28	A4	60/63 (95%)	52 (87%)	8 (13%)	5	14
28	C4	53/63 (84%)	39 (74%)	14 (26%)	0	1
29	A5	50/52 (96%)	43 (86%)	7 (14%)	4	13
29	C5	50/52 (96%)	42 (84%)	8 (16%)	3	9
30	A6	51/52 (98%)	37 (72%)	14 (28%)	0	1
30	C6	50/52 (96%)	43 (86%)	7 (14%)	4	13
31	A7	41/42 (98%)	35 (85%)	6 (15%)	4	11
31	C7	41/42 (98%)	35 (85%)	6 (15%)	4	11
32	A8	54/55 (98%)	43 (80%)	11 (20%)	1	4

Continued on next page...

Continued from previous page...

Mol	Chain	Analysed	Rotameric	Outliers	Percentiles	
32	C8	54/55 (98%)	48 (89%)	6 (11%)	8	23
33	A9	34/34 (100%)	30 (88%)	4 (12%)	6	19
33	C9	34/34 (100%)	30 (88%)	4 (12%)	6	19
35	BB	192/220 (87%)	157 (82%)	35 (18%)	2	6
35	DB	187/220 (85%)	148 (79%)	39 (21%)	1	4
36	BC	143/188 (76%)	127 (89%)	16 (11%)	7	22
36	DC	141/188 (75%)	113 (80%)	28 (20%)	1	5
37	BD	170/181 (94%)	136 (80%)	34 (20%)	1	5
37	DD	174/181 (96%)	143 (82%)	31 (18%)	2	6
38	BE	113/123 (92%)	86 (76%)	27 (24%)	1	2
38	DE	114/123 (93%)	82 (72%)	32 (28%)	0	1
39	BF	84/90 (93%)	70 (83%)	14 (17%)	3	8
39	DF	86/90 (96%)	74 (86%)	12 (14%)	4	13
40	BG	119/127 (94%)	99 (83%)	20 (17%)	2	8
40	DG	120/127 (94%)	104 (87%)	16 (13%)	5	14
41	BH	114/119 (96%)	90 (79%)	24 (21%)	1	4
41	DH	114/119 (96%)	86 (75%)	28 (25%)	1	2
42	BI	91/99 (92%)	78 (86%)	13 (14%)	4	12
42	DI	89/99 (90%)	73 (82%)	16 (18%)	2	6
43	BJ	66/92 (72%)	58 (88%)	8 (12%)	6	18
43	DJ	69/92 (75%)	58 (84%)	11 (16%)	3	9
44	BK	83/99 (84%)	65 (78%)	18 (22%)	1	3
44	DK	83/99 (84%)	64 (77%)	19 (23%)	1	3
45	BL	97/109 (89%)	83 (86%)	14 (14%)	4	12
45	DL	97/109 (89%)	74 (76%)	23 (24%)	1	2
46	BM	91/101 (90%)	80 (88%)	11 (12%)	6	18
46	DM	88/101 (87%)	75 (85%)	13 (15%)	4	11
47	BN	49/50 (98%)	38 (78%)	11 (22%)	1	3
47	DN	49/50 (98%)	42 (86%)	7 (14%)	4	12
48	BO	78/80 (98%)	70 (90%)	8 (10%)	9	26
48	DO	78/80 (98%)	66 (85%)	12 (15%)	3	10

Continued on next page...

Continued from previous page...

Mol	Chain	Analysed	Rotameric	Outliers	Percentiles	
49	BP	69/74 (93%)	54 (78%)	15 (22%)	1	3
49	DP	68/74 (92%)	51 (75%)	17 (25%)	1	2
50	BQ	94/97 (97%)	82 (87%)	12 (13%)	5	16
50	DQ	94/97 (97%)	80 (85%)	14 (15%)	4	11
51	BR	59/77 (77%)	49 (83%)	10 (17%)	2	7
51	DR	59/77 (77%)	52 (88%)	7 (12%)	6	19
52	BS	70/80 (88%)	59 (84%)	11 (16%)	3	9
52	DS	67/80 (84%)	55 (82%)	12 (18%)	2	6
53	BT	70/82 (85%)	53 (76%)	17 (24%)	1	2
53	DT	71/82 (87%)	59 (83%)	12 (17%)	2	7
54	BU	18/22 (82%)	17 (94%)	1 (6%)	26	59
54	DU	18/22 (82%)	16 (89%)	2 (11%)	8	23
57	BZ	604/636 (95%)	477 (79%)	127 (21%)	1	4
57	DZ	607/636 (95%)	509 (84%)	98 (16%)	3	9
58	BX	3/3 (100%)	3 (100%)	0	100	100
58	DX	3/3 (100%)	3 (100%)	0	100	100
All	All	10664/11678 (91%)	8760 (82%)	1904 (18%)	2	6

All (1904) residues with a non-rotameric sidechain are listed below:

Mol	Chain	Res	Type
3	AC	28	ARG
3	AC	32	GLU
3	AC	48	LEU
3	AC	50	ILE
3	AC	53	ARG
3	AC	54	ARG
3	AC	203	GLU
3	AC	208	THR
4	AD	3	VAL
4	AD	4	LYS
4	AD	12	SER
4	AD	13	ARG
4	AD	18	VAL
4	AD	32	SER
4	AD	34	VAL

Continued on next page...

Continued from previous page...

Mol	Chain	Res	Type
4	AD	54	ARG
4	AD	61	LEU
4	AD	88	ARG
4	AD	89	SER
4	AD	94	LEU
4	AD	99	ASP
4	AD	103	ARG
4	AD	111	LEU
4	AD	112	GLN
4	AD	113	VAL
4	AD	116	GLN
4	AD	122	ASP
4	AD	134	ARG
4	AD	136	ILE
4	AD	138	VAL
4	AD	141	VAL
4	AD	142	VAL
4	AD	150	LYS
4	AD	155	LEU
4	AD	162	SER
4	AD	165	ILE
4	AD	173	VAL
4	AD	193	VAL
4	AD	200	ASP
4	AD	211	ARG
4	AD	221	VAL
4	AD	229	VAL
4	AD	242	ARG
4	AD	254	THR
4	AD	257	LEU
4	AD	259	THR
4	AD	260	ARG
4	AD	270	ILE
4	AD	273	ARG
4	AD	274	ARG
5	AE	1	MET
5	AE	7	VAL
5	AE	12	THR
5	AE	21	VAL
5	AE	33	VAL
5	AE	34	VAL
5	AE	35	GLN

Continued on next page...

Continued from previous page...

Mol	Chain	Res	Type
5	AE	40	GLU
5	AE	47	VAL
5	AE	49	LEU
5	AE	75	VAL
5	AE	78	LEU
5	AE	82	ARG
5	AE	92	THR
5	AE	94	GLU
5	AE	111	ARG
5	AE	113	PHE
5	AE	116	VAL
5	AE	119	ARG
5	AE	144	ARG
5	AE	154	LYS
5	AE	163	GLU
5	AE	170	LEU
5	AE	175	VAL
5	AE	181	LEU
5	AE	195	LEU
6	AF	15	SER
6	AF	17	ARG
6	AF	19	GLU
6	AF	20	LEU
6	AF	24	LEU
6	AF	27	GLU
6	AF	33	LEU
6	AF	50	SER
6	AF	53	THR
6	AF	57	VAL
6	AF	64	ILE
6	AF	74	ARG
6	AF	88	VAL
6	AF	95	ARG
6	AF	106	ARG
6	AF	110	LEU
6	AF	112	MET
6	AF	122	LYS
6	AF	124	LEU
6	AF	132	VAL
6	AF	140	LEU
6	AF	158	THR
6	AF	161	GLU

Continued on next page...

Continued from previous page...

Mol	Chain	Res	Type
6	AF	162	LEU
6	AF	170	LEU
6	AF	192	LEU
6	AF	195	ASP
6	AF	201	VAL
7	AG	3	LEU
7	AG	5	VAL
7	AG	7	LEU
7	AG	22	ARG
7	AG	28	VAL
7	AG	31	VAL
7	AG	32	PRO
7	AG	38	VAL
7	AG	41	GLN
7	AG	43	LEU
7	AG	49	ASP
7	AG	79	ASN
7	AG	82	LEU
7	AG	86	MET
7	AG	91	ARG
7	AG	99	MET
7	AG	116	ASP
7	AG	138	GLN
7	AG	139	LEU
7	AG	140	ILE
7	AG	145	THR
7	AG	148	MET
7	AG	149	VAL
7	AG	157	ILE
7	AG	159	VAL
7	AG	161	THR
7	AG	162	THR
7	AG	170	ARG
8	AH	3	ARG
8	AH	6	ARG
8	AH	13	LYS
8	AH	15	VAL
8	AH	16	SER
8	AH	23	ARG
8	AH	24	VAL
8	AH	42	ARG
8	AH	45	VAL

Continued on next page...

Continued from previous page...

Mol	Chain	Res	Type
8	AH	59	ARG
8	AH	62	LYS
8	AH	69	ARG
8	AH	80	SER
8	AH	88	LEU
8	AH	95	ARG
8	AH	97	ARG
8	AH	98	LEU
8	AH	105	LEU
8	AH	119	GLU
8	AH	122	THR
8	AH	125	VAL
8	AH	127	GLU
8	AH	134	SER
8	AH	149	ARG
10	AL	76	TYR
10	AL	77	LEU
10	AL	86	LYS
10	AL	95	LYS
10	AL	96	VAL
10	AL	102	GLU
10	AL	112	MET
10	AL	119	ASP
10	AL	121	GLU
10	AL	136	VAL
10	AL	137	GLU
11	AN	4	TYR
11	AN	5	VAL
11	AN	9	VAL
11	AN	21	LYS
11	AN	30	ILE
11	AN	33	LEU
11	AN	34	LEU
11	AN	48	MET
11	AN	58	ASP
11	AN	61	ARG
11	AN	62	VAL
11	AN	65	LYS
11	AN	68	GLU
11	AN	73	THR
11	AN	83	LYS
11	AN	84	LYS

Continued on next page...

Continued from previous page...

Mol	Chain	Res	Type
11	AN	87	LEU
11	AN	97	ARG
11	AN	99	LEU
11	AN	115	ARG
11	AN	120	LEU
11	AN	131	GLN
11	AN	133	GLN
11	AN	138	LEU
11	AN	140	VAL
12	AO	8	LEU
12	AO	10	VAL
12	AO	28	SER
12	AO	35	VAL
12	AO	39	ILE
12	AO	47	ILE
12	AO	69	ILE
12	AO	92	GLU
12	AO	98	VAL
12	AO	105	GLU
12	AO	107	ARG
12	AO	113	LYS
12	AO	114	ILE
13	AP	2	LYS
13	AP	14	LYS
13	AP	21	ARG
13	AP	29	LYS
13	AP	42	SER
13	AP	55	ARG
13	AP	59	LEU
13	AP	65	ARG
13	AP	71	VAL
13	AP	83	VAL
13	AP	96	THR
13	AP	99	LEU
13	AP	101	VAL
13	AP	112	LEU
13	AP	117	GLU
13	AP	121	LYS
13	AP	125	VAL
13	AP	148	LEU
13	AP	149	GLU
14	AQ	2	LEU

Continued on next page...

Continued from previous page...

Mol	Chain	Res	Type
14	AQ	3	MET
14	AQ	5	ARG
14	AQ	6	ARG
14	AQ	18	LYS
14	AQ	21	THR
14	AQ	35	VAL
14	AQ	42	ILE
14	AQ	45	GLN
14	AQ	56	ARG
14	AQ	75	THR
14	AQ	77	LYS
14	AQ	80	GLU
14	AQ	85	LYS
14	AQ	111	GLU
14	AQ	115	MET
14	AQ	133	ARG
15	AR	6	SER
15	AR	17	ARG
15	AR	18	LEU
15	AR	27	SER
15	AR	28	LEU
15	AR	29	LEU
15	AR	33	ARG
15	AR	44	LEU
15	AR	54	LEU
15	AR	59	ASP
15	AR	60	LEU
15	AR	63	ARG
15	AR	65	LEU
15	AR	67	LEU
15	AR	75	LEU
15	AR	79	LEU
15	AR	91	GLN
15	AR	100	LEU
15	AR	111	LEU
15	AR	114	VAL
15	AR	117	VAL
16	AS	3	ARG
16	AS	14	VAL
16	AS	19	LYS
16	AS	20	ARG
16	AS	25	ARG

Continued on next page...

Continued from previous page...

Mol	Chain	Res	Type
16	AS	35	ILE
16	AS	44	LYS
16	AS	48	LEU
16	AS	49	VAL
16	AS	50	SER
16	AS	57	LYS
16	AS	78	LEU
16	AS	82	ILE
16	AS	83	LYS
16	AS	85	VAL
16	AS	98	VAL
17	AT	8	LYS
17	AT	9	LEU
17	AT	13	ARG
17	AT	15	VAL
17	AT	17	THR
17	AT	23	ARG
17	AT	35	LYS
17	AT	39	ARG
17	AT	49	VAL
17	AT	59	THR
17	AT	65	LYS
17	AT	78	LEU
17	AT	85	LYS
17	AT	96	ARG
17	AT	108	ARG
17	AT	115	ARG
17	AT	118	ARG
17	AT	123	GLN
17	AT	125	ARG
18	AU	5	LYS
18	AU	8	VAL
18	AU	16	LYS
18	AU	17	ILE
18	AU	29	SER
18	AU	36	ARG
18	AU	52	ARG
18	AU	59	ARG
18	AU	60	LEU
18	AU	74	LEU
18	AU	77	SER
18	AU	84	LYS

Continued on next page...

Continued from previous page...

Mol	Chain	Res	Type
18	AU	104	GLN
18	AU	108	GLU
18	AU	111	GLU
18	AU	117	GLN
19	AV	18	LEU
19	AV	21	ARG
19	AV	28	GLU
19	AV	32	THR
19	AV	35	LEU
19	AV	43	GLU
19	AV	46	VAL
19	AV	51	VAL
19	AV	61	VAL
19	AV	73	SER
19	AV	79	VAL
19	AV	95	LEU
19	AV	98	GLU
20	AW	4	LYS
20	AW	11	ARG
20	AW	14	PRO
20	AW	15	ARG
20	AW	17	VAL
20	AW	19	LEU
20	AW	51	LEU
20	AW	52	GLU
20	AW	92	ARG
20	AW	96	ILE
20	AW	98	LYS
20	AW	100	THR
20	AW	101	SER
20	AW	107	LEU
21	AX	2	LYS
21	AX	45	THR
21	AX	50	LYS
21	AX	52	VAL
21	AX	57	LEU
21	AX	60	ARG
21	AX	70	LEU
21	AX	72	LYS
21	AX	78	LYS
21	AX	81	VAL
22	AY	2	ARG

Continued on next page...

Continued from previous page...

Mol	Chain	Res	Type
22	AY	7	VAL
22	AY	8	LYS
22	AY	11	ASP
22	AY	23	ARG
22	AY	28	LYS
22	AY	31	LEU
22	AY	55	TYR
22	AY	61	ILE
22	AY	63	LYS
22	AY	72	VAL
22	AY	73	ARG
22	AY	79	CYS
22	AY	85	VAL
22	AY	90	LEU
22	AY	91	GLU
22	AY	92	ASN
22	AY	96	ILE
22	AY	97	ARG
23	AZ	5	LEU
23	AZ	31	ARG
23	AZ	37	VAL
23	AZ	40	ASP
23	AZ	41	LEU
23	AZ	46	LYS
23	AZ	49	ARG
23	AZ	50	GLN
23	AZ	53	ILE
23	AZ	56	VAL
23	AZ	65	GLN
23	AZ	72	ARG
23	AZ	76	LEU
23	AZ	81	ARG
23	AZ	86	VAL
23	AZ	91	LEU
23	AZ	93	ASP
23	AZ	98	MET
23	AZ	100	VAL
23	AZ	107	THR
23	AZ	121	HIS
23	AZ	124	ILE
23	AZ	136	PHE
23	AZ	137	ILE

Continued on next page...

Continued from previous page...

Mol	Chain	Res	Type
23	AZ	139	VAL
23	AZ	142	SER
23	AZ	149	SER
23	AZ	150	LEU
23	AZ	151	HIS
23	AZ	154	ASP
23	AZ	155	LEU
23	AZ	156	LYS
23	AZ	163	LEU
23	AZ	165	VAL
23	AZ	170	THR
23	AZ	171	ILE
24	A0	10	THR
24	A0	20	ARG
24	A0	43	THR
24	A0	49	LYS
24	A0	55	ARG
24	A0	68	GLU
25	A1	6	GLU
25	A1	7	ILE
25	A1	14	VAL
25	A1	26	ARG
25	A1	30	VAL
25	A1	35	THR
25	A1	37	ILE
25	A1	38	SER
25	A1	40	ARG
25	A1	51	VAL
25	A1	59	THR
25	A1	62	VAL
25	A1	73	LEU
25	A1	93	GLU
26	A2	30	ARG
26	A2	32	LEU
26	A2	40	SER
26	A2	53	LEU
26	A2	55	ARG
26	A2	65	ASN
26	A2	66	GLU
26	A2	67	LYS
26	A2	70	GLN
27	A3	3	ARG

Continued on next page...

Continued from previous page...

Mol	Chain	Res	Type
27	A3	6	VAL
27	A3	8	LEU
27	A3	18	ASP
27	A3	23	LEU
27	A3	29	ARG
27	A3	35	ARG
27	A3	44	ARG
27	A3	54	VAL
27	A3	58	VAL
28	A4	1	MET
28	A4	15	ILE
28	A4	20	ASN
28	A4	27	THR
28	A4	34	GLU
28	A4	36	CYS
28	A4	49	PHE
28	A4	67	TYR
29	A5	6	VAL
29	A5	15	ARG
29	A5	16	ARG
29	A5	29	THR
29	A5	33	CYS
29	A5	55	ARG
29	A5	60	VAL
30	A6	4	GLU
30	A6	5	VAL
30	A6	6	ARG
30	A6	7	ILE
30	A6	13	CYS
30	A6	14	THR
30	A6	24	GLU
30	A6	33	LYS
30	A6	38	LYS
30	A6	40	CYS
30	A6	44	ARG
30	A6	45	LYS
30	A6	48	VAL
30	A6	52	VAL
31	A7	1	MET
31	A7	8	ASN
31	A7	9	ARG
31	A7	24	THR

Continued on next page...

Continued from previous page...

Mol	Chain	Res	Type
31	A7	43	THR
31	A7	48	LYS
32	A8	4	MET
32	A8	11	LYS
32	A8	14	VAL
32	A8	15	LYS
32	A8	23	VAL
32	A8	30	ARG
32	A8	31	HIS
32	A8	32	LEU
32	A8	37	SER
32	A8	46	ARG
32	A8	52	LYS
33	A9	4	ARG
33	A9	13	LYS
33	A9	17	ILE
33	A9	28	GLU
35	BB	8	LYS
35	BB	11	LEU
35	BB	16	HIS
35	BB	17	PHE
35	BB	19	HIS
35	BB	20	GLU
35	BB	21	ARG
35	BB	23	ARG
35	BB	24	TRP
35	BB	30	ARG
35	BB	40	HIS
35	BB	45	GLN
35	BB	53	ARG
35	BB	74	LYS
35	BB	80	ILE
35	BB	84	GLU
35	BB	97	TRP
35	BB	111	ARG
35	BB	112	VAL
35	BB	122	PHE
35	BB	127	ILE
35	BB	128	GLU
35	BB	136	VAL
35	BB	145	LEU
35	BB	154	LEU

Continued on next page...

Continued from previous page...

Mol	Chain	Res	Type
35	BB	156	LYS
35	BB	168	THR
35	BB	169	LYS
35	BB	170	GLU
35	BB	187	LEU
35	BB	189	ASP
35	BB	190	THR
35	BB	200	ILE
35	BB	221	LEU
35	BB	223	ILE
36	BC	15	THR
36	BC	17	ASP
36	BC	28	GLN
36	BC	29	TYR
36	BC	45	LYS
36	BC	85	ARG
36	BC	104	GLN
36	BC	116	VAL
36	BC	124	ILE
36	BC	165	THR
36	BC	167	TRP
36	BC	178	LEU
36	BC	179	ARG
36	BC	181	ASN
36	BC	192	THR
36	BC	196	LEU
37	BD	5	ILE
37	BD	13	ARG
37	BD	17	VAL
37	BD	22	LYS
37	BD	28	SER
37	BD	31	CYS
37	BD	47	ARG
37	BD	49	ARG
37	BD	58	LEU
37	BD	59	ARG
37	BD	63	LYS
37	BD	77	ASN
37	BD	85	LYS
37	BD	86	LYS
37	BD	91	SER
37	BD	97	LEU

Continued on next page...

Continued from previous page...

Mol	Chain	Res	Type
37	BD	112	VAL
37	BD	118	ARG
37	BD	135	LEU
37	BD	141	ARG
37	BD	142	PRO
37	BD	155	LEU
37	BD	158	ILE
37	BD	168	ARG
37	BD	173	TRP
37	BD	175	SER
37	BD	178	VAL
37	BD	187	ARG
37	BD	188	LEU
37	BD	193	ASP
37	BD	196	LEU
37	BD	201	GLN
37	BD	203	VAL
37	BD	208	SER
38	BE	10	MET
38	BE	11	ILE
38	BE	19	MET
38	BE	20	GLN
38	BE	27	ARG
38	BE	31	LEU
38	BE	33	VAL
38	BE	38	GLN
38	BE	41	VAL
38	BE	47	LYS
38	BE	50	GLU
38	BE	60	TYR
38	BE	65	ASN
38	BE	66	MET
38	BE	78	HIS
38	BE	79	GLU
38	BE	81	GLU
38	BE	90	VAL
38	BE	91	LEU
38	BE	98	THR
38	BE	116	THR
38	BE	121	LYS
38	BE	137	GLU
38	BE	140	ARG

Continued on next page...

Continued from previous page...

Mol	Chain	Res	Type
38	BE	147	ASP
38	BE	150	ARG
38	BE	152	ARG
39	BF	10	LEU
39	BF	17	SER
39	BF	30	LEU
39	BF	40	VAL
39	BF	43	LEU
39	BF	61	LEU
39	BF	64	GLN
39	BF	69	GLU
39	BF	70	ASP
39	BF	75	LEU
39	BF	82	ARG
39	BF	89	MET
39	BF	92	LYS
39	BF	98	LEU
40	BG	4	ARG
40	BG	10	ARG
40	BG	12	LEU
40	BG	13	GLN
40	BG	15	ASP
40	BG	21	VAL
40	BG	22	LEU
40	BG	31	MET
40	BG	41	ARG
40	BG	50	ILE
40	BG	75	VAL
40	BG	78	ARG
40	BG	79	ARG
40	BG	90	GLU
40	BG	104	LEU
40	BG	114	ARG
40	BG	115	ARG
40	BG	138	LYS
40	BG	140	ASP
40	BG	156	TRP
41	BH	2	LEU
41	BH	19	VAL
41	BH	26	VAL
41	BH	37	ARG
41	BH	50	ARG

Continued on next page...

Continued from previous page...

Mol	Chain	Res	Type
41	BH	51	VAL
41	BH	52	ASP
41	BH	53	VAL
41	BH	54	ASP
41	BH	64	LYS
41	BH	75	ARG
41	BH	78	GLN
41	BH	83	ILE
41	BH	85	ARG
41	BH	88	LYS
41	BH	98	LYS
41	BH	99	GLU
41	BH	109	ILE
41	BH	114	THR
41	BH	115	SER
41	BH	120	THR
41	BH	122	ARG
41	BH	127	LEU
41	BH	133	LEU
42	BI	7	THR
42	BI	17	VAL
42	BI	23	ASN
42	BI	27	THR
42	BI	33	PHE
42	BI	66	ARG
42	BI	81	ILE
42	BI	93	ARG
42	BI	102	LEU
42	BI	104	ARG
42	BI	107	ARG
42	BI	108	VAL
42	BI	113	LYS
43	BJ	16	LEU
43	BJ	21	GLN
43	BJ	30	SER
43	BJ	34	VAL
43	BJ	42	THR
43	BJ	46	ARG
43	BJ	59	SER
43	BJ	84	GLN
44	BK	18	ARG
44	BK	25	TYR

Continued on next page...

Continued from previous page...

Mol	Chain	Res	Type
44	BK	47	VAL
44	BK	48	ILE
44	BK	51	LYS
44	BK	53	SER
44	BK	63	LEU
44	BK	70	LYS
44	BK	80	VAL
44	BK	81	ASP
44	BK	83	ILE
44	BK	84	VAL
44	BK	91	ARG
44	BK	104	GLN
44	BK	105	VAL
44	BK	106	LYS
44	BK	114	VAL
44	BK	120	ARG
45	BL	10	LEU
45	BL	18	VAL
45	BL	22	SER
45	BL	27	LEU
45	BL	33	ARG
45	BL	61	THR
45	BL	67	THR
45	BL	70	ILE
45	BL	83	VAL
45	BL	93	LEU
45	BL	104	VAL
45	BL	110	VAL
45	BL	116	SER
45	BL	118	SER
46	BM	3	ARG
46	BM	4	ILE
46	BM	15	VAL
46	BM	54	VAL
46	BM	56	LEU
46	BM	63	THR
46	BM	70	LEU
46	BM	92	HIS
46	BM	96	LEU
46	BM	109	THR
46	BM	110	ARG
47	BN	3	ARG

Continued on next page...

Continued from previous page...

Mol	Chain	Res	Type
47	BN	7	ILE
47	BN	8	GLU
47	BN	22	THR
47	BN	24	CYS
47	BN	26	ARG
47	BN	33	VAL
47	BN	41	ARG
47	BN	44	LEU
47	BN	49	HIS
47	BN	57	ARG
48	BO	3	ILE
48	BO	26	GLU
48	BO	34	LEU
48	BO	39	LEU
48	BO	40	SER
48	BO	66	LEU
48	BO	68	ARG
48	BO	76	GLU
49	BP	1	MET
49	BP	4	ILE
49	BP	8	ARG
49	BP	9	PHE
49	BP	14	ASN
49	BP	19	ILE
49	BP	22	THR
49	BP	27	LYS
49	BP	38	TYR
49	BP	45	THR
49	BP	49	LEU
49	BP	60	LEU
49	BP	62	VAL
49	BP	69	THR
49	BP	72	ARG
50	BQ	5	VAL
50	BQ	6	LEU
50	BQ	9	VAL
50	BQ	36	ILE
50	BQ	40	LYS
50	BQ	50	LYS
50	BQ	60	ILE
50	BQ	68	ARG
50	BQ	69	LYS

Continued on next page...

Continued from previous page...

Mol	Chain	Res	Type
50	BQ	72	ARG
50	BQ	78	GLU
50	BQ	92	ARG
51	BR	29	PHE
51	BR	31	LEU
51	BR	35	ARG
51	BR	36	ASN
51	BR	37	VAL
51	BR	46	GLU
51	BR	53	ARG
51	BR	58	LEU
51	BR	69	THR
51	BR	82	THR
52	BS	3	ARG
52	BS	7	LYS
52	BS	28	LYS
52	BS	38	SER
52	BS	43	GLU
52	BS	58	VAL
52	BS	62	ILE
52	BS	65	ASN
52	BS	78	ARG
52	BS	81	ARG
52	BS	85	LYS
53	BT	8	ARG
53	BT	10	LEU
53	BT	13	LEU
53	BT	21	LYS
53	BT	22	ARG
53	BT	23	ARG
53	BT	24	LEU
53	BT	36	LEU
53	BT	45	GLN
53	BT	53	LEU
53	BT	58	LYS
53	BT	62	LEU
53	BT	64	ASP
53	BT	74	LYS
53	BT	84	LEU
53	BT	93	GLU
53	BT	100	ILE
54	BU	7	ARG

Continued on next page...

Continued from previous page...

Mol	Chain	Res	Type
57	BZ	-61	LEU
57	BZ	-60	GLU
57	BZ	-58	LEU
57	BZ	-52	VAL
57	BZ	-45	LYS
57	BZ	-29	LEU
57	BZ	-27	THR
57	BZ	-16	ILE
57	BZ	-13	GLN
57	BZ	-10	ARG
57	BZ	-9	LEU
57	BZ	-6	ARG
57	BZ	0	ARG
57	BZ	4	ILE
57	BZ	10	LYS
57	BZ	12	LEU
57	BZ	13	ARG
57	BZ	14	ASN
57	BZ	15	ILE
57	BZ	17	ILE
57	BZ	21	ILE
57	BZ	30	GLU
57	BZ	33	LEU
57	BZ	35	TYR
57	BZ	71	THR
57	BZ	75	LYS
57	BZ	78	ARG
57	BZ	81	ILE
57	BZ	84	THR
57	BZ	91	THR
57	BZ	92	ILE
57	BZ	98	MET
57	BZ	102	ASP
57	BZ	105	ILE
57	BZ	107	VAL
57	BZ	112	GLN
57	BZ	123	ARG
57	BZ	130	VAL
57	BZ	132	ARG
57	BZ	146	LEU
57	BZ	152	THR
57	BZ	160	ARG

Continued on next page...

Continued from previous page...

Mol	Chain	Res	Type
57	BZ	164	MET
57	BZ	166	LEU
57	BZ	170	ARG
57	BZ	172	ASP
57	BZ	174	PHE
57	BZ	178	ILE
57	BZ	186	TYR
57	BZ	196	ILE
57	BZ	197	ARG
57	BZ	198	GLU
57	BZ	203	GLU
57	BZ	206	LEU
57	BZ	207	ASP
57	BZ	216	LEU
57	BZ	231	TYR
57	BZ	236	GLU
57	BZ	240	GLU
57	BZ	253	LEU
57	BZ	264	LEU
57	BZ	282	SER
57	BZ	284	LEU
57	BZ	295	GLU
57	BZ	312	LEU
57	BZ	315	LYS
57	BZ	321	TYR
57	BZ	324	ARG
57	BZ	328	ILE
57	BZ	329	ARG
57	BZ	345	THR
57	BZ	348	ARG
57	BZ	352	VAL
57	BZ	354	ARG
57	BZ	355	LEU
57	BZ	358	MET
57	BZ	363	ARG
57	BZ	367	GLU
57	BZ	374	LEU
57	BZ	377	VAL
57	BZ	385	THR
57	BZ	389	LEU
57	BZ	399	LEU
57	BZ	404	VAL

Continued on next page...

Continued from previous page...

Mol	Chain	Res	Type
57	BZ	409	ILE
57	BZ	414	GLU
57	BZ	422	GLU
57	BZ	431	LEU
57	BZ	438	PHE
57	BZ	440	VAL
57	BZ	464	ASP
57	BZ	468	ARG
57	BZ	471	LYS
57	BZ	473	ASP
57	BZ	475	ASN
57	BZ	481	VAL
57	BZ	484	ARG
57	BZ	485	GLU
57	BZ	488	THR
57	BZ	491	VAL
57	BZ	501	THR
57	BZ	504	ARG
57	BZ	506	GLN
57	BZ	510	VAL
57	BZ	512	ILE
57	BZ	515	GLU
57	BZ	536	LYS
57	BZ	561	VAL
57	BZ	572	TYR
57	BZ	592	GLU
57	BZ	600	VAL
57	BZ	603	GLU
57	BZ	615	GLU
57	BZ	623	ASP
57	BZ	630	GLN
57	BZ	634	MET
57	BZ	641	GLN
57	BZ	642	VAL
57	BZ	647	VAL
57	BZ	651	GLU
57	BZ	659	LEU
57	BZ	660	ARG
57	BZ	670	VAL
57	BZ	671	MET
57	BZ	686	LYS
57	BZ	687	LEU

Continued on next page...

Continued from previous page...

Mol	Chain	Res	Type
57	BZ	688	ILE
3	CC	28	ARG
3	CC	32	GLU
3	CC	48	LEU
3	CC	50	ILE
3	CC	53	ARG
3	CC	54	ARG
3	CC	203	GLU
3	CC	208	THR
4	CD	7	LYS
4	CD	12	SER
4	CD	13	ARG
4	CD	26	LYS
4	CD	27	THR
4	CD	30	GLU
4	CD	32	SER
4	CD	54	ARG
4	CD	61	LEU
4	CD	73	VAL
4	CD	87	ASN
4	CD	88	ARG
4	CD	89	SER
4	CD	94	LEU
4	CD	103	ARG
4	CD	106	ILE
4	CD	109	ASP
4	CD	111	LEU
4	CD	113	VAL
4	CD	134	ARG
4	CD	154	LYS
4	CD	155	LEU
4	CD	157	ARG
4	CD	171	ASP
4	CD	190	TYR
4	CD	208	LYS
4	CD	211	ARG
4	CD	212	SER
4	CD	217	ARG
4	CD	221	VAL
4	CD	229	VAL
4	CD	242	ARG
4	CD	259	THR

Continued on next page...

Continued from previous page...

Mol	Chain	Res	Type
4	CD	260	ARG
4	CD	264	LYS
4	CD	265	PRO
4	CD	274	ARG
4	CD	276	LYS
5	CE	2	LYS
5	CE	9	VAL
5	CE	21	VAL
5	CE	24	THR
5	CE	34	VAL
5	CE	36	ARG
5	CE	40	GLU
5	CE	42	ASP
5	CE	49	LEU
5	CE	52	LEU
5	CE	58	ARG
5	CE	75	VAL
5	CE	78	LEU
5	CE	82	ARG
5	CE	92	THR
5	CE	93	VAL
5	CE	94	GLU
5	CE	111	ARG
5	CE	116	VAL
5	CE	119	ARG
5	CE	144	ARG
5	CE	154	LYS
5	CE	170	LEU
5	CE	175	VAL
5	CE	181	LEU
5	CE	195	LEU
5	CE	202	LYS
6	CF	7	TYR
6	CF	12	LEU
6	CF	18	ARG
6	CF	19	GLU
6	CF	20	LEU
6	CF	24	LEU
6	CF	28	ILE
6	CF	33	LEU
6	CF	50	SER
6	CF	52	LYS

Continued on next page...

Continued from previous page...

Mol	Chain	Res	Type
6	CF	57	VAL
6	CF	60	SER
6	CF	62	ARG
6	CF	70	THR
6	CF	74	ARG
6	CF	77	ASP
6	CF	82	ILE
6	CF	88	VAL
6	CF	106	ARG
6	CF	135	LYS
6	CF	137	LYS
6	CF	140	LEU
6	CF	158	THR
6	CF	162	LEU
6	CF	165	ARG
6	CF	169	ASN
6	CF	171	PRO
6	CF	176	LEU
6	CF	179	GLU
6	CF	182	ASN
6	CF	183	VAL
6	CF	192	LEU
6	CF	200	GLU
7	CG	4	ASP
7	CG	9	ARG
7	CG	16	ARG
7	CG	21	ARG
7	CG	31	VAL
7	CG	33	ARG
7	CG	60	LEU
7	CG	77	ILE
7	CG	79	ASN
7	CG	91	ARG
7	CG	98	ARG
7	CG	106	LEU
7	CG	111	LEU
7	CG	115	ARG
7	CG	123	ASN
7	CG	126	ASP
7	CG	128	ARG
7	CG	130	ASN
7	CG	133	LEU

Continued on next page...

Continued from previous page...

Mol	Chain	Res	Type
7	CG	136	ARG
7	CG	140	ILE
7	CG	146	TYR
7	CG	150	ASP
7	CG	152	LEU
7	CG	153	ARG
7	CG	162	THR
7	CG	165	THR
7	CG	170	ARG
8	CH	3	ARG
8	CH	7	LEU
8	CH	15	VAL
8	CH	19	VAL
8	CH	25	LYS
8	CH	33	LEU
8	CH	43	VAL
8	CH	44	VAL
8	CH	45	VAL
8	CH	49	VAL
8	CH	50	VAL
8	CH	52	VAL
8	CH	57	ASP
8	CH	59	ARG
8	CH	69	ARG
8	CH	70	THR
8	CH	81	GLU
8	CH	84	SER
8	CH	95	ARG
8	CH	98	LEU
8	CH	116	GLU
8	CH	122	THR
8	CH	129	THR
8	CH	134	SER
8	CH	139	GLN
8	CH	172	LYS
10	CL	76	TYR
10	CL	86	LYS
10	CL	93	ARG
10	CL	98	ARG
10	CL	99	ILE
10	CL	102	GLU
10	CL	105	LEU

Continued on next page...

Continued from previous page...

Mol	Chain	Res	Type
10	CL	110	GLN
10	CL	114	ASP
10	CL	115	LEU
10	CL	117	THR
10	CL	121	GLU
10	CL	126	MET
10	CL	127	ILE
10	CL	138	VAL
11	CN	5	VAL
11	CN	9	VAL
11	CN	10	GLU
11	CN	14	VAL
11	CN	15	LEU
11	CN	19	GLU
11	CN	21	LYS
11	CN	25	ARG
11	CN	26	LEU
11	CN	28	THR
11	CN	32	THR
11	CN	34	LEU
11	CN	37	LYS
11	CN	38	HIS
11	CN	46	VAL
11	CN	48	MET
11	CN	58	ASP
11	CN	59	LYS
11	CN	60	ILE
11	CN	61	ARG
11	CN	62	VAL
11	CN	63	THR
11	CN	65	LYS
11	CN	73	THR
11	CN	87	LEU
11	CN	89	LYS
11	CN	97	ARG
11	CN	99	LEU
11	CN	120	LEU
11	CN	133	GLN
11	CN	134	ARG
11	CN	138	LEU
11	CN	140	VAL
12	CO	8	LEU

Continued on next page...

Continued from previous page...

Mol	Chain	Res	Type
12	CO	10	VAL
12	CO	18	LYS
12	CO	23	ARG
12	CO	28	SER
12	CO	52	VAL
12	CO	53	LYS
12	CO	58	VAL
12	CO	69	ILE
12	CO	78	ARG
12	CO	87	ILE
12	CO	89	ASN
12	CO	94	ARG
12	CO	108	GLU
13	CP	1	MET
13	CP	2	LYS
13	CP	3	LEU
13	CP	21	ARG
13	CP	45	LEU
13	CP	55	ARG
13	CP	58	THR
13	CP	65	ARG
13	CP	74	GLU
13	CP	75	ILE
13	CP	86	LYS
13	CP	95	VAL
13	CP	99	LEU
13	CP	100	LEU
13	CP	106	LEU
13	CP	117	GLU
13	CP	125	VAL
13	CP	133	SER
13	CP	135	LEU
13	CP	148	LEU
14	CQ	3	MET
14	CQ	5	ARG
14	CQ	7	MET
14	CQ	8	LYS
14	CQ	10	ARG
14	CQ	11	LYS
14	CQ	16	ARG
14	CQ	21	THR
14	CQ	29	PHE

Continued on next page...

Continued from previous page...

Mol	Chain	Res	Type
14	CQ	37	LEU
14	CQ	38	GLU
14	CQ	45	GLN
14	CQ	48	GLU
14	CQ	56	ARG
14	CQ	59	ARG
14	CQ	60	ARG
14	CQ	63	LYS
14	CQ	75	THR
14	CQ	81	VAL
14	CQ	89	ASN
14	CQ	106	VAL
14	CQ	109	VAL
14	CQ	110	THR
14	CQ	115	MET
14	CQ	126	PRO
14	CQ	128	LYS
14	CQ	133	ARG
14	CQ	138	ASP
15	CR	1	MET
15	CR	6	SER
15	CR	8	ARG
15	CR	18	LEU
15	CR	29	LEU
15	CR	44	LEU
15	CR	54	LEU
15	CR	56	LYS
15	CR	60	LEU
15	CR	68	ARG
15	CR	79	LEU
15	CR	100	LEU
15	CR	111	LEU
15	CR	117	VAL
16	CS	3	ARG
16	CS	4	LEU
16	CS	20	ARG
16	CS	21	THR
16	CS	24	LEU
16	CS	25	ARG
16	CS	32	LEU
16	CS	40	ILE
16	CS	46	VAL

Continued on next page...

Continued from previous page...

Mol	Chain	Res	Type
16	CS	50	SER
16	CS	56	LEU
16	CS	64	GLU
16	CS	67	ARG
16	CS	69	VAL
16	CS	75	GLU
16	CS	89	ARG
16	CS	95	HIS
17	CT	8	LYS
17	CT	15	VAL
17	CT	18	ASP
17	CT	38	ASN
17	CT	49	VAL
17	CT	64	ARG
17	CT	65	LYS
17	CT	74	ARG
17	CT	85	LYS
17	CT	89	VAL
17	CT	95	ARG
17	CT	96	ARG
17	CT	115	ARG
17	CT	118	ARG
17	CT	124	ASP
18	CU	31	SER
18	CU	52	ARG
18	CU	59	ARG
18	CU	74	LEU
18	CU	77	SER
18	CU	79	PHE
18	CU	90	VAL
18	CU	92	ARG
18	CU	93	LYS
18	CU	95	LEU
18	CU	100	VAL
18	CU	104	GLN
19	CV	1	MET
19	CV	5	VAL
19	CV	14	VAL
19	CV	18	LEU
19	CV	32	THR
19	CV	35	LEU
19	CV	49	THR

Continued on next page...

Continued from previous page...

Mol	Chain	Res	Type
19	CV	52	VAL
19	CV	61	VAL
19	CV	62	LEU
19	CV	64	HIS
19	CV	72	VAL
19	CV	73	SER
19	CV	79	VAL
19	CV	100	ARG
20	CW	2	GLU
20	CW	4	LYS
20	CW	11	ARG
20	CW	12	ILE
20	CW	14	PRO
20	CW	17	VAL
20	CW	19	LEU
20	CW	23	LEU
20	CW	27	LYS
20	CW	45	TYR
20	CW	51	LEU
20	CW	61	ASN
20	CW	66	GLU
20	CW	70	TYR
20	CW	107	LEU
21	CX	43	VAL
21	CX	45	THR
21	CX	49	VAL
21	CX	52	VAL
21	CX	54	VAL
21	CX	57	LEU
21	CX	76	ARG
21	CX	87	GLN
21	CX	88	LYS
21	CX	89	ILE
21	CX	92	LEU
22	CY	2	ARG
22	CY	3	VAL
22	CY	6	HIS
22	CY	8	LYS
22	CY	12	THR
22	CY	23	ARG
22	CY	24	VAL
22	CY	35	TYR

Continued on next page...

Continued from previous page...

Mol	Chain	Res	Type
22	CY	37	VAL
22	CY	43	ASN
22	CY	44	ILE
22	CY	45	VAL
22	CY	46	LYS
22	CY	64	GLU
22	CY	67	LEU
22	CY	70	SER
22	CY	90	LEU
22	CY	91	GLU
22	CY	92	ASN
23	CZ	5	LEU
23	CZ	14	LYS
23	CZ	18	LEU
23	CZ	19	ARG
23	CZ	28	MET
23	CZ	33	LEU
23	CZ	41	LEU
23	CZ	42	VAL
23	CZ	70	LEU
23	CZ	73	GLN
23	CZ	74	VAL
23	CZ	80	ARG
23	CZ	86	VAL
23	CZ	89	PHE
23	CZ	91	LEU
23	CZ	93	ASP
23	CZ	94	GLU
23	CZ	96	VAL
23	CZ	98	MET
23	CZ	111	VAL
23	CZ	121	HIS
23	CZ	126	VAL
23	CZ	138	GLU
23	CZ	139	VAL
23	CZ	142	SER
23	CZ	150	LEU
23	CZ	156	LYS
23	CZ	163	LEU
23	CZ	165	VAL
23	CZ	170	THR
23	CZ	175	VAL

Continued on next page...

Continued from previous page...

Mol	Chain	Res	Type
24	C0	11	ARG
24	C0	14	ARG
24	C0	20	ARG
24	C0	43	THR
24	C0	44	ARG
24	C0	49	LYS
24	C0	55	ARG
24	C0	71	ASP
24	C0	72	ARG
24	C0	74	ARG
24	C0	82	ARG
25	C1	4	VAL
25	C1	11	ARG
25	C1	21	ARG
25	C1	27	GLU
25	C1	30	VAL
25	C1	33	LYS
25	C1	37	ILE
25	C1	38	SER
25	C1	40	ARG
25	C1	59	THR
25	C1	69	LYS
25	C1	72	GLU
25	C1	73	LEU
25	C1	80	LEU
26	C2	9	GLN
26	C2	12	GLU
26	C2	19	VAL
26	C2	32	LEU
26	C2	38	GLN
26	C2	40	SER
26	C2	45	SER
26	C2	49	LYS
26	C2	51	ARG
26	C2	53	LEU
26	C2	60	LEU
26	C2	65	ASN
26	C2	67	LYS
26	C2	70	GLN
27	C3	3	ARG
27	C3	5	LYS
27	C3	6	VAL

Continued on next page...

Continued from previous page...

Mol	Chain	Res	Type
27	C3	8	LEU
27	C3	11	SER
27	C3	18	ASP
27	C3	24	LYS
27	C3	31	LEU
27	C3	33	GLN
27	C3	34	GLU
27	C3	40	THR
27	C3	44	ARG
28	C4	1	MET
28	C4	5	ILE
28	C4	14	ILE
28	C4	18	CYS
28	C4	32	TYR
28	C4	39	CYS
28	C4	50	VAL
28	C4	53	GLU
28	C4	58	ARG
28	C4	59	PHE
28	C4	61	ARG
28	C4	63	TYR
28	C4	67	TYR
28	C4	68	ARG
29	C5	6	VAL
29	C5	15	ARG
29	C5	16	ARG
29	C5	26	THR
29	C5	29	THR
29	C5	40	LYS
29	C5	57	VAL
29	C5	58	LEU
30	C6	5	VAL
30	C6	6	ARG
30	C6	7	ILE
30	C6	14	THR
30	C6	23	THR
30	C6	40	CYS
30	C6	50	ARG
31	C7	4	THR
31	C7	9	ARG
31	C7	24	THR
31	C7	29	LYS

Continued on next page...

Continued from previous page...

Mol	Chain	Res	Type
31	C7	32	LYS
31	C7	41	ARG
32	C8	14	VAL
32	C8	26	LYS
32	C8	29	LYS
32	C8	30	ARG
32	C8	32	LEU
32	C8	34	TRP
33	C9	4	ARG
33	C9	7	VAL
33	C9	13	LYS
33	C9	26	ILE
35	DB	7	VAL
35	DB	11	LEU
35	DB	23	ARG
35	DB	24	TRP
35	DB	27	LYS
35	DB	44	LEU
35	DB	47	THR
35	DB	51	LEU
35	DB	58	ILE
35	DB	69	LEU
35	DB	76	GLN
35	DB	87	ARG
35	DB	90	MET
35	DB	94	ASN
35	DB	96	ARG
35	DB	97	TRP
35	DB	115	LEU
35	DB	118	LEU
35	DB	119	GLU
35	DB	128	GLU
35	DB	140	HIS
35	DB	147	LYS
35	DB	148	TYR
35	DB	154	LEU
35	DB	155	LEU
35	DB	157	ARG
35	DB	160	ASP
35	DB	163	PHE
35	DB	179	LYS
35	DB	185	ILE

Continued on next page...

Continued from previous page...

Mol	Chain	Res	Type
35	DB	187	LEU
35	DB	189	ASP
35	DB	198	ASP
35	DB	215	LEU
35	DB	217	ARG
35	DB	223	ILE
35	DB	224	GLN
35	DB	229	VAL
35	DB	230	VAL
36	DC	3	ASN
36	DC	12	LEU
36	DC	15	THR
36	DC	16	ARG
36	DC	21	ARG
36	DC	47	LEU
36	DC	52	LEU
36	DC	54	ARG
36	DC	57	ILE
36	DC	67	THR
36	DC	70	VAL
36	DC	82	GLU
36	DC	85	ARG
36	DC	104	GLN
36	DC	108	ASN
36	DC	111	LEU
36	DC	124	ILE
36	DC	128	PHE
36	DC	131	ARG
36	DC	143	GLU
36	DC	152	ILE
36	DC	153	VAL
36	DC	166	GLU
36	DC	175	LEU
36	DC	186	PHE
36	DC	191	THR
36	DC	192	THR
36	DC	196	LEU
37	DD	11	LEU
37	DD	12	CYS
37	DD	13	ARG
37	DD	22	LYS
37	DD	31	CYS

Continued on next page...

Continued from previous page...

Mol	Chain	Res	Type
37	DD	35	ARG
37	DD	53	ASP
37	DD	58	LEU
37	DD	61	LYS
37	DD	73	ARG
37	DD	76	ARG
37	DD	78	LEU
37	DD	96	LEU
37	DD	97	LEU
37	DD	102	ASP
37	DD	104	VAL
37	DD	106	TYR
37	DD	107	ARG
37	DD	115	ARG
37	DD	118	ARG
37	DD	127	THR
37	DD	135	LEU
37	DD	141	ARG
37	DD	150	GLU
37	DD	156	GLU
37	DD	163	GLU
37	DD	169	LYS
37	DD	170	VAL
37	DD	187	ARG
37	DD	194	LEU
37	DD	208	SER
38	DE	5	ASP
38	DE	12	LEU
38	DE	16	THR
38	DE	20	GLN
38	DE	24	ARG
38	DE	34	VAL
38	DE	37	ARG
38	DE	41	VAL
38	DE	43	LEU
38	DE	47	LYS
38	DE	53	LEU
38	DE	55	VAL
38	DE	57	LYS
38	DE	60	TYR
38	DE	63	ARG
38	DE	64	ARG

Continued on next page...

Continued from previous page...

Mol	Chain	Res	Type
38	DE	68	GLU
38	DE	75	THR
38	DE	78	HIS
38	DE	79	GLU
38	DE	87	SER
38	DE	91	LEU
38	DE	100	VAL
38	DE	107	ARG
38	DE	118	ILE
38	DE	120	THR
38	DE	125	SER
38	DE	126	ARG
38	DE	129	ILE
38	DE	144	THR
38	DE	147	ASP
38	DE	149	GLU
39	DF	13	ASN
39	DF	28	ARG
39	DF	30	LEU
39	DF	37	VAL
39	DF	48	LEU
39	DF	63	TYR
39	DF	69	GLU
39	DF	70	ASP
39	DF	74	ASP
39	DF	80	ARG
39	DF	86	ARG
39	DF	87	ARG
40	DG	4	ARG
40	DG	12	LEU
40	DG	16	LEU
40	DG	21	VAL
40	DG	32	ARG
40	DG	45	ASP
40	DG	52	GLU
40	DG	93	PRO
40	DG	95	ARG
40	DG	97	GLN
40	DG	98	SER
40	DG	106	GLN
40	DG	114	ARG
40	DG	115	ARG

Continued on next page...

Continued from previous page...

Mol	Chain	Res	Type
40	DG	139	GLU
40	DG	153	HIS
41	DH	3	THR
41	DH	18	ARG
41	DH	21	LYS
41	DH	25	ASP
41	DH	26	VAL
41	DH	34	GLU
41	DH	39	LEU
41	DH	41	ARG
41	DH	50	ARG
41	DH	52	ASP
41	DH	60	ARG
41	DH	63	LEU
41	DH	78	GLN
41	DH	79	VAL
41	DH	84	ARG
41	DH	85	ARG
41	DH	91	ARG
41	DH	95	VAL
41	DH	97	VAL
41	DH	98	LYS
41	DH	107	LEU
41	DH	111	ILE
41	DH	114	THR
41	DH	119	LEU
41	DH	122	ARG
41	DH	125	ARG
41	DH	127	LEU
41	DH	137	VAL
42	DI	23	ASN
42	DI	31	GLN
42	DI	38	GLN
42	DI	54	ASP
42	DI	64	THR
42	DI	65	VAL
42	DI	74	ILE
42	DI	81	ILE
42	DI	83	ARG
42	DI	89	ASN
42	DI	102	LEU
42	DI	104	ARG

Continued on next page...

Continued from previous page...

Mol	Chain	Res	Type
42	DI	108	VAL
42	DI	114	TYR
42	DI	124	GLN
42	DI	128	ARG
43	DJ	29	ARG
43	DJ	34	VAL
43	DJ	45	ARG
43	DJ	46	ARG
43	DJ	59	SER
43	DJ	67	THR
43	DJ	68	HIS
43	DJ	72	VAL
43	DJ	85	LEU
43	DJ	95	GLU
43	DJ	96	ILE
44	DK	14	VAL
44	DK	16	SER
44	DK	18	ARG
44	DK	24	SER
44	DK	26	ASN
44	DK	30	VAL
44	DK	32	ILE
44	DK	33	THR
44	DK	48	ILE
44	DK	54	ARG
44	DK	80	VAL
44	DK	81	ASP
44	DK	87	THR
44	DK	96	ARG
44	DK	98	LEU
44	DK	107	SER
44	DK	109	VAL
44	DK	114	VAL
44	DK	126	ARG
45	DL	7	ILE
45	DL	8	ASN
45	DL	18	VAL
45	DL	27	LEU
45	DL	44	THR
45	DL	46	LYS
45	DL	47	LYS
45	DL	52	LEU

Continued on next page...

Continued from previous page...

Mol	Chain	Res	Type
45	DL	53	ARG
45	DL	57	LYS
45	DL	60	LEU
45	DL	65	GLU
45	DL	78	GLN
45	DL	81	SER
45	DL	83	VAL
45	DL	84	LEU
45	DL	85	ILE
45	DL	92	ASP
45	DL	97	ARG
45	DL	104	VAL
45	DL	114	LYS
45	DL	118	SER
45	DL	122	THR
46	DM	8	GLU
46	DM	29	ARG
46	DM	32	GLU
46	DM	40	ASN
46	DM	66	LEU
46	DM	70	LEU
46	DM	73	GLU
46	DM	80	ARG
46	DM	92	HIS
46	DM	98	VAL
46	DM	106	ASN
46	DM	110	ARG
46	DM	115	LYS
47	DN	15	LYS
47	DN	22	THR
47	DN	33	VAL
47	DN	41	ARG
47	DN	43	CYS
47	DN	44	LEU
47	DN	61	TRP
48	DO	4	THR
48	DO	5	LYS
48	DO	10	LYS
48	DO	22	THR
48	DO	26	GLU
48	DO	39	LEU
48	DO	48	LYS

Continued on next page...

Continued from previous page...

Mol	Chain	Res	Type
48	DO	54	ARG
48	DO	64	ARG
48	DO	65	ARG
48	DO	67	LEU
48	DO	68	ARG
49	DP	2	VAL
49	DP	4	ILE
49	DP	6	LEU
49	DP	8	ARG
49	DP	20	VAL
49	DP	21	VAL
49	DP	22	THR
49	DP	25	ARG
49	DP	27	LYS
49	DP	49	LEU
49	DP	54	GLU
49	DP	55	ARG
49	DP	60	LEU
49	DP	62	VAL
49	DP	67	THR
49	DP	71	ARG
49	DP	74	LEU
50	DQ	6	LEU
50	DQ	7	THR
50	DQ	13	ASP
50	DQ	14	LYS
50	DQ	19	VAL
50	DQ	49	GLU
50	DQ	52	LYS
50	DQ	57	VAL
50	DQ	59	ILE
50	DQ	69	LYS
50	DQ	72	ARG
50	DQ	74	LEU
50	DQ	79	SER
50	DQ	89	LEU
51	DR	21	LYS
51	DR	26	LEU
51	DR	32	ARG
51	DR	37	VAL
51	DR	41	LYS
51	DR	42	ARG

Continued on next page...

Continued from previous page...

Mol	Chain	Res	Type
51	DR	87	ARG
52	DS	3	ARG
52	DS	15	LEU
52	DS	27	GLU
52	DS	33	THR
52	DS	36	ARG
52	DS	38	SER
52	DS	64	GLU
52	DS	65	ASN
52	DS	66	MET
52	DS	78	ARG
52	DS	81	ARG
52	DS	83	HIS
53	DT	9	ASN
53	DT	13	LEU
53	DT	24	LEU
53	DT	36	LEU
53	DT	43	LEU
53	DT	51	GLU
53	DT	56	MET
53	DT	57	ARG
53	DT	62	LEU
53	DT	65	LYS
53	DT	71	THR
53	DT	93	GLU
54	DU	10	ARG
54	DU	15	ARG
57	DZ	-66	MET
57	DZ	-65	LYS
57	DZ	-64	VAL
57	DZ	-58	LEU
57	DZ	-48	VAL
57	DZ	-47	ASP
57	DZ	-29	LEU
57	DZ	-20	LEU
57	DZ	-19	GLU
57	DZ	-6	ARG
57	DZ	-5	LYS
57	DZ	0	ARG
57	DZ	1	LEU
57	DZ	9	LEU
57	DZ	15	ILE

Continued on next page...

Continued from previous page...

Mol	Chain	Res	Type
57	DZ	21	ILE
57	DZ	31	ARG
57	DZ	33	LEU
57	DZ	69	VAL
57	DZ	70	THR
57	DZ	79	ILE
57	DZ	81	ILE
57	DZ	91	THR
57	DZ	92	ILE
57	DZ	93	GLU
57	DZ	96	ARG
57	DZ	105	ILE
57	DZ	110	SER
57	DZ	111	SER
57	DZ	114	VAL
57	DZ	120	THR
57	DZ	121	VAL
57	DZ	129	LYS
57	DZ	130	VAL
57	DZ	132	ARG
57	DZ	146	LEU
57	DZ	152	THR
57	DZ	153	MET
57	DZ	160	ARG
57	DZ	163	VAL
57	DZ	182	ARG
57	DZ	196	ILE
57	DZ	197	ARG
57	DZ	198	GLU
57	DZ	213	HIS
57	DZ	217	VAL
57	DZ	225	GLU
57	DZ	236	GLU
57	DZ	240	GLU
57	DZ	247	ARG
57	DZ	255	ILE
57	DZ	264	LEU
57	DZ	284	LEU
57	DZ	285	ASP
57	DZ	292	THR
57	DZ	301	ILE
57	DZ	312	LEU

Continued on next page...

Continued from previous page...

Mol	Chain	Res	Type
57	DZ	328	ILE
57	DZ	332	SER
57	DZ	337	SER
57	DZ	354	ARG
57	DZ	355	LEU
57	DZ	356	LEU
57	DZ	363	ARG
57	DZ	377	VAL
57	DZ	384	ILE
57	DZ	385	THR
57	DZ	392	GLU
57	DZ	396	ARG
57	DZ	404	VAL
57	DZ	422	GLU
57	DZ	428	LEU
57	DZ	462	ILE
57	DZ	471	LYS
57	DZ	473	ASP
57	DZ	485	GLU
57	DZ	509	HIS
57	DZ	512	ILE
57	DZ	519	ARG
57	DZ	527	ASN
57	DZ	534	ILE
57	DZ	536	LYS
57	DZ	537	GLU
57	DZ	556	ILE
57	DZ	558	PHE
57	DZ	568	TYR
57	DZ	624	LEU
57	DZ	630	GLN
57	DZ	631	ILE
57	DZ	649	LEU
57	DZ	651	GLU
57	DZ	659	LEU
57	DZ	666	ARG
57	DZ	670	VAL
57	DZ	675	HIS
57	DZ	678	GLU
57	DZ	679	VAL
57	DZ	681	LYS

Some sidechains can be flipped to improve hydrogen bonding and reduce clashes. All (172) such

sidechains are listed below:

Mol	Chain	Res	Type
3	AC	67	HIS
3	AC	189	ASN
3	AC	200	HIS
4	AD	87	ASN
4	AD	253	GLN
5	AE	85	ASN
6	AF	69	HIS
6	AF	169	ASN
7	AG	40	ASN
11	AN	131	GLN
12	AO	5	GLN
15	AR	71	GLN
17	AT	43	GLN
18	AU	81	HIS
20	AW	60	ASN
21	AX	31	HIS
22	AY	6	HIS
22	AY	92	ASN
23	AZ	50	GLN
23	AZ	55	HIS
23	AZ	73	GLN
24	A0	29	GLN
24	A0	35	ASN
26	A2	9	GLN
28	A4	46	GLN
28	A4	60	GLN
33	A9	36	GLN
35	BB	40	HIS
35	BB	45	GLN
36	BC	6	HIS
36	BC	37	GLN
36	BC	118	GLN
36	BC	136	GLN
36	BC	181	ASN
37	BD	45	GLN
37	BD	123	HIS
37	BD	201	GLN
38	BE	56	GLN
38	BE	141	GLN
39	BF	32	ASN
39	BF	73	ASN
40	BG	13	GLN

Continued on next page...

Continued from previous page...

Mol	Chain	Res	Type
40	BG	28	ASN
40	BG	51	GLN
40	BG	64	GLN
40	BG	153	HIS
42	BI	23	ASN
42	BI	34	ASN
42	BI	58	HIS
42	BI	73	GLN
42	BI	124	GLN
43	BJ	56	HIS
43	BJ	62	HIS
44	BK	99	GLN
44	BK	104	GLN
44	BK	116	HIS
45	BL	78	GLN
47	BN	49	HIS
48	BO	28	GLN
48	BO	62	GLN
50	BQ	16	GLN
50	BQ	26	GLN
52	BS	65	ASN
52	BS	69	HIS
52	BS	83	HIS
53	BT	26	ASN
53	BT	45	GLN
53	BT	75	ASN
57	BZ	-50	GLN
57	BZ	-13	GLN
57	BZ	77	HIS
57	BZ	154	GLN
57	BZ	165	GLN
57	BZ	213	HIS
57	BZ	421	GLN
57	BZ	475	ASN
57	BZ	509	HIS
57	BZ	573	HIS
57	BZ	641	GLN
3	CC	4	HIS
3	CC	67	HIS
3	CC	189	ASN
3	CC	200	HIS
4	CD	96	HIS

Continued on next page...

Continued from previous page...

Mol	Chain	Res	Type
4	CD	126	GLN
4	CD	253	GLN
6	CF	69	HIS
6	CF	203	GLN
7	CG	66	GLN
7	CG	123	ASN
7	CG	132	ASN
8	CH	74	ASN
8	CH	143	GLN
8	CH	147	ASN
10	CL	116	ASN
12	CO	89	ASN
13	CP	38	GLN
13	CP	128	HIS
14	CQ	57	HIS
14	CQ	123	HIS
15	CR	13	HIS
15	CR	31	HIS
15	CR	71	GLN
16	CS	95	HIS
17	CT	58	ASN
17	CT	123	GLN
18	CU	104	GLN
20	CW	60	ASN
20	CW	61	ASN
21	CX	41	ASN
22	CY	43	ASN
22	CY	92	ASN
23	CZ	32	HIS
23	CZ	34	ASN
23	CZ	65	GLN
24	C0	70	GLN
26	C2	38	GLN
32	C8	35	GLN
33	C9	36	GLN
35	DB	40	HIS
35	DB	45	GLN
35	DB	76	GLN
35	DB	94	ASN
35	DB	135	GLN
36	DC	28	GLN
36	DC	104	GLN

Continued on next page...

Continued from previous page...

Mol	Chain	Res	Type
36	DC	110	ASN
37	DD	45	GLN
37	DD	77	ASN
37	DD	129	ASN
37	DD	160	GLN
38	DE	72	GLN
38	DE	130	ASN
38	DE	141	GLN
39	DF	27	GLN
39	DF	100	ASN
40	DG	109	ASN
40	DG	110	GLN
40	DG	148	ASN
41	DH	78	GLN
42	DI	23	ASN
42	DI	31	GLN
42	DI	73	GLN
42	DI	89	ASN
42	DI	117	HIS
43	DJ	13	HIS
43	DJ	62	HIS
43	DJ	68	HIS
43	DJ	84	GLN
44	DK	22	HIS
44	DK	93	GLN
44	DK	99	GLN
44	DK	104	GLN
45	DL	49	ASN
45	DL	75	HIS
45	DL	99	HIS
46	DM	77	ASN
46	DM	101	GLN
48	DO	28	GLN
49	DP	16	HIS
50	DQ	45	HIS
51	DR	63	GLN
52	DS	47	HIS
57	DZ	-50	GLN
57	DZ	-24	ASN
57	DZ	77	HIS
57	DZ	165	GLN
57	DZ	266	ASN

Continued on next page...

Continued from previous page...

Mol	Chain	Res	Type
57	DZ	421	GLN
57	DZ	500	GLN
57	DZ	595	GLN
57	DZ	641	GLN

5.3.3 RNA ⓘ

Mol	Chain	Analysed	Backbone Outliers	Pucker Outliers
1	AA	2865/2915 (98%)	526 (18%)	51 (1%)
1	CA	2860/2915 (98%)	611 (21%)	39 (1%)
2	AB	119/121 (98%)	15 (12%)	0
2	CB	119/121 (98%)	27 (22%)	0
34	BA	1491/1521 (98%)	331 (22%)	20 (1%)
34	DA	1498/1521 (98%)	350 (23%)	22 (1%)
55	BV	6/18 (33%)	2 (33%)	0
55	DV	5/18 (27%)	1 (20%)	0
56	BW	74/76 (97%)	16 (21%)	1 (1%)
56	BY	71/76 (93%)	23 (32%)	2 (2%)
56	DW	74/76 (97%)	23 (31%)	2 (2%)
56	DY	69/76 (90%)	21 (30%)	1 (1%)
All	All	9251/9454 (97%)	1946 (21%)	138 (1%)

All (1946) RNA backbone outliers are listed below:

Mol	Chain	Res	Type
1	AA	12	U
1	AA	13	A
1	AA	15	G
1	AA	34	C
1	AA	45	C
1	AA	63	A
1	AA	70	A
1	AA	73	A
1	AA	74	G
1	AA	86	C
1	AA	94	G
1	AA	116	A
1	AA	117	A
1	AA	118	U
1	AA	119	G
1	AA	120	G

Continued on next page...

Continued from previous page...

Mol	Chain	Res	Type
1	AA	123	G
1	AA	138	G
1	AA	166	G
1	AA	170	A
1	AA	171	A
1	AA	177	G
1	AA	185	A
1	AA	186	A
1	AA	188	A
1	AA	189	U
1	AA	190	C
1	AA	194	G
1	AA	204	G
1	AA	205	A
1	AA	211	A
1	AA	214	A
1	AA	217	A
1	AA	218	A
1	AA	219	U
1	AA	222	A
1	AA	237	G
1	AA	239	G
1	AA	253	C
1	AA	255	G
1	AA	258	U
1	AA	269	G
1	AA	271	U
1	AA	272	U
1	AA	273	G
1	AA	274	U
1	AA	275	C
1	AA	276	C
1	AA	279	G
1	AA	289	G
1	AA	299	G
1	AA	303	C
1	AA	304	C
1	AA	311	C
1	AA	318	A
1	AA	330	U
1	AA	334	A
1	AA	335	A

Continued on next page...

Continued from previous page...

Mol	Chain	Res	Type
1	AA	349	G
1	AA	353	G
1	AA	354	A
1	AA	366	G
1	AA	370	A
1	AA	376	G
1	AA	387	G
1	AA	389	G
1	AA	397	G
1	AA	398	A
1	AA	407	U
1	AA	413	G
1	AA	416	G
1	AA	423	G
1	AA	432	U
1	AA	434	G
1	AA	438	G
1	AA	448	U
1	AA	454	U
1	AA	455	A
1	AA	469	A
1	AA	470	C
1	AA	474	U
1	AA	482	C
1	AA	483	A
1	AA	496	A
1	AA	497	A
1	AA	506	A
1	AA	507	G
1	AA	514	G
1	AA	515	G
1	AA	519	G
1	AA	529	U
1	AA	530	A
1	AA	534	C
1	AA	536	U
1	AA	547	G
1	AA	553	A
1	AA	555	G
1	AA	556	C
1	AA	557	A
1	AA	558	G

Continued on next page...

Continued from previous page...

Mol	Chain	Res	Type
1	AA	573	G
1	AA	586	G
1	AA	596	G
1	AA	598	A
1	AA	609	A
1	AA	615	G
1	AA	626	A
1	AA	627	G
1	AA	630	U
1	AA	637	U
1	AA	639	G
1	AA	641	G
1	AA	642	G
1	AA	657	A
1	AA	662	A
1	AA	670	C
1	AA	671	A
1	AA	672	G
1	AA	702	A
1	AA	703	G
1	AA	716	G
1	AA	717	A
1	AA	724	A
1	AA	733	G
1	AA	734	C
1	AA	762	G
1	AA	764	G
1	AA	772	G
1	AA	777	C
1	AA	787	U
1	AA	809	U
1	AA	811	A
1	AA	818	G
1	AA	821	A
1	AA	822	G
1	AA	823	G
1	AA	829	A
1	AA	831	A
1	AA	832	G
1	AA	839	G
1	AA	852	G
1	AA	858	U

Continued on next page...

Continued from previous page...

Mol	Chain	Res	Type
1	AA	859	C
1	AA	874	U
1	AA	875	U
1	AA	883	G
1	AA	891	C
1	AA	903	C
1	AA	906	G
1	AA	913	A
1	AA	927	G
1	AA	932	C
1	AA	933	C
1	AA	934	A
1	AA	935	C
1	AA	936	C
1	AA	937	A
1	AA	938	G
1	AA	939	C
1	AA	942	A
1	AA	953	U
1	AA	956	A
1	AA	957	A
1	AA	977	G
1	AA	986	A
1	AA	990	A
1	AA	991	G
1	AA	992	G
1	AA	998	A
1	AA	1002	A
1	AA	1003	U
1	AA	1004	A
1	AA	1006	C
1	AA	1012	C
1	AA	1019	G
1	AA	1020	C
1	AA	1029	A
1	AA	1036	A
1	AA	1042	A
1	AA	1051	C
1	AA	1058	U
1	AA	1059	C
1	AA	1068	G
1	AA	1071	G

Continued on next page...

Continued from previous page...

Mol	Chain	Res	Type
1	AA	1072	U
1	AA	1079	U
1	AA	1080	G
1	AA	1081	U
1	AA	1084	C
1	AA	1087	C
1	AA	1090	G
1	AA	1092	A
1	AA	1093	G
1	AA	1095	C
1	AA	1096	A
1	AA	1099	C
1	AA	1100	A
1	AA	1101	G
1	AA	1102	G
1	AA	1106	U
1	AA	1107	U
1	AA	1108	G
1	AA	1110	C
1	AA	1116	A
1	AA	1118	C
1	AA	1119	A
1	AA	1122	C
1	AA	1125	C
1	AA	1126	C
1	AA	1128	U
1	AA	1129	U
1	AA	1133	G
1	AA	1134	A
1	AA	1142	A
1	AA	1152	G
1	AA	1153	G
1	AA	1154	U
1	AA	1155	C
1	AA	1156	G
1	AA	1158	G
1	AA	1176	U
1	AA	1178	A
1	AA	1180	C
1	AA	1181	G
1	AA	1184	G
1	AA	1186	U

Continued on next page...

Continued from previous page...

Mol	Chain	Res	Type
1	AA	1195	G
1	AA	1196	C
1	AA	1217	G
1	AA	1218	G
1	AA	1219	A
1	AA	1220	U
1	AA	1221	G
1	AA	1222	A
1	AA	1237	G
1	AA	1255	A
1	AA	1256	U
1	AA	1265	A
1	AA	1270	C
1	AA	1275	G
1	AA	1287	A
1	AA	1290	G
1	AA	1296	G
1	AA	1299	A
1	AA	1302	G
1	AA	1317	G
1	AA	1318	A
1	AA	1328	U
1	AA	1346	U
1	AA	1347	A
1	AA	1349	G
1	AA	1352	C
1	AA	1359	U
1	AA	1398	U
1	AA	1402	G
1	AA	1403	U
1	AA	1405	A
1	AA	1406	A
1	AA	1411	A
1	AA	1430	A
1	AA	1431	G
1	AA	1462	G
1	AA	1463	C
1	AA	1467	G
1	AA	1474	C
1	AA	1483	C
1	AA	1491	A
1	AA	1496	A

Continued on next page...

Continued from previous page...

Mol	Chain	Res	Type
1	AA	1497	G
1	AA	1500	A
1	AA	1502	G
1	AA	1503	G
1	AA	1506	G
1	AA	1508	G
1	AA	1514	C
1	AA	1518	A
1	AA	1520	G
1	AA	1526	G
1	AA	1529	G
1	AA	1532	A
1	AA	1539	C
1	AA	1540	A
1	AA	1554	A
1	AA	1555	C
1	AA	1556	A
1	AA	1569	U
1	AA	1585	G
1	AA	1587	U
1	AA	1589	A
1	AA	1590	C
1	AA	1605	A
1	AA	1607	G
1	AA	1613	A
1	AA	1616	A
1	AA	1625	U
1	AA	1627	A
1	AA	1628	G
1	AA	1629	C
1	AA	1631	C
1	AA	1632	A
1	AA	1654	A
1	AA	1655	A
1	AA	1656	A
1	AA	1668	G
1	AA	1695	C
1	AA	1700	G
1	AA	1701	A
1	AA	1711	A
1	AA	1721	G
1	AA	1746	G

Continued on next page...

Continued from previous page...

Mol	Chain	Res	Type
1	AA	1747	A
1	AA	1748	A
1	AA	1750	G
1	AA	1752	G
1	AA	1767	A
1	AA	1769	G
1	AA	1779	G
1	AA	1787	G
1	AA	1789	G
1	AA	1793	A
1	AA	1794	G
1	AA	1795	G
1	AA	1804	A
1	AA	1811	A
1	AA	1813	C
1	AA	1822	A
1	AA	1824	C
1	AA	1831	C
1	AA	1832	G
1	AA	1833	A
1	AA	1843	A
1	AA	1847	G
1	AA	1870	G
1	AA	1878	A
1	AA	1879	A
1	AA	1880	G
1	AA	1887	G
1	AA	1892	G
1	AA	1900	G
1	AA	1911	A
1	AA	1922	A
1	AA	1928	G
1	AA	1935	A
1	AA	1936	C
1	AA	1937	U
1	AA	1941	A
1	AA	1951	G
1	AA	1952	G
1	AA	1953	U
1	AA	1954	A
1	AA	1959	A
1	AA	1960	A

Continued on next page...

Continued from previous page...

Mol	Chain	Res	Type
1	AA	1963	C
1	AA	1977	U
1	AA	1985	U
1	AA	1989	C
1	AA	1992	A
1	AA	1993	A
1	AA	1994	A
1	AA	2003	A
1	AA	2014	G
1	AA	2015	U
1	AA	2018	C
1	AA	2019	G
1	AA	2027	A
1	AA	2045	G
1	AA	2053	A
1	AA	2054	G
1	AA	2055	A
1	AA	2065	C
1	AA	2073	A
1	AA	2077	C
1	AA	2078	G
1	AA	2082	A
1	AA	2083	G
1	AA	2084	A
1	AA	2091	G
1	AA	2119	C
1	AA	2130	C
1	AA	2132	G
1	AA	2133	C
1	AA	2135	U
1	AA	2139	A
1	AA	2141	A
1	AA	2149	G
1	AA	2153	G
1	AA	2155	G
1	AA	2156	A
1	AA	2157	A
1	AA	2158	C
1	AA	2162	C
1	AA	2164	C
1	AA	2169	G
1	AA	2178	G

Continued on next page...

Continued from previous page...

Mol	Chain	Res	Type
1	AA	2179	G
1	AA	2180	A
1	AA	2181	G
1	AA	2186	C
1	AA	2187	G
1	AA	2188	G
1	AA	2189	U
1	AA	2190	G
1	AA	2191	A
1	AA	2194	U
1	AA	2195	A
1	AA	2196	C
1	AA	2197	C
1	AA	2200	C
1	AA	2204	G
1	AA	2206	G
1	AA	2207	C
1	AA	2210	C
1	AA	2211	U
1	AA	2213	G
1	AA	2214	G
1	AA	2217	C
1	AA	2220	A
1	AA	2227	G
1	AA	2228	G
1	AA	2229	A
1	AA	2237	A
1	AA	2238	C
1	AA	2250	G
1	AA	2251	G
1	AA	2252	C
1	AA	2270	C
1	AA	2280	A
1	AA	2281	A
1	AA	2287	C
1	AA	2295	C
1	AA	2299	A
1	AA	2307	C
1	AA	2317	A
1	AA	2319	G
1	AA	2320	G
1	AA	2332	A

Continued on next page...

Continued from previous page...

Mol	Chain	Res	Type
1	AA	2333	G
1	AA	2337	G
1	AA	2338	C
1	AA	2346	G
1	AA	2347	A
1	AA	2348	A
1	AA	2355	C
1	AA	2358	A
1	AA	2359	C
1	AA	2362	C
1	AA	2366	G
1	AA	2395	G
1	AA	2397	C
1	AA	2418	U
1	AA	2422	G
1	AA	2436	C
1	AA	2437	A
1	AA	2441	G
1	AA	2442	A
1	AA	2443	U
1	AA	2447	A
1	AA	2451	A
1	AA	2453	C
1	AA	2460	A
1	AA	2461	U
1	AA	2481	A
1	AA	2482	G
1	AA	2488	A
1	AA	2490	A
1	AA	2491	G
1	AA	2514	G
1	AA	2517	G
1	AA	2518	U
1	AA	2530	A
1	AA	2532	C
1	AA	2541	G
1	AA	2561	G
1	AA	2566	U
1	AA	2578	A
1	AA	2579	G
1	AA	2581	G
1	AA	2585	C

Continued on next page...

Continued from previous page...

Mol	Chain	Res	Type
1	AA	2586	G
1	AA	2594	G
1	AA	2597	U
1	AA	2614	A
1	AA	2616	U
1	AA	2621	U
1	AA	2623	U
1	AA	2624	C
1	AA	2642	G
1	AA	2669	A
1	AA	2674	A
1	AA	2675	G
1	AA	2679	C
1	AA	2681	G
1	AA	2683	A
1	AA	2694	U
1	AA	2701	U
1	AA	2702	C
1	AA	2715	C
1	AA	2725	A
1	AA	2726	A
1	AA	2727	G
1	AA	2739	U
1	AA	2746	A
1	AA	2770	A
1	AA	2771	A
1	AA	2774	G
1	AA	2777	A
1	AA	2778	A
1	AA	2779	G
1	AA	2780	C
1	AA	2791	A
1	AA	2796	G
1	AA	2803	A
1	AA	2813	G
1	AA	2818	U
1	AA	2821	G
1	AA	2828	G
1	AA	2830	A
1	AA	2831	A
1	AA	2839	C
1	AA	2845	A

Continued on next page...

Continued from previous page...

Mol	Chain	Res	Type
1	AA	2882	G
1	AA	2883	A
1	AA	2892	A
1	AA	2902	G
1	AA	2903	G
1	AA	2906	U
2	AB	2	C
2	AB	13	A
2	AB	15	A
2	AB	29	A
2	AB	44	G
2	AB	45	A
2	AB	50	G
2	AB	56	G
2	AB	67	G
2	AB	73	A
2	AB	75	G
2	AB	90	A
2	AB	95	C
2	AB	110	G
2	AB	111	G
34	BA	5	U
34	BA	9	G
34	BA	22	G
34	BA	26	A
34	BA	32	A
34	BA	33	A
34	BA	39	G
34	BA	47	C
34	BA	48	C
34	BA	50	A
34	BA	51	A
34	BA	58	C
34	BA	61	G
34	BA	64	G
34	BA	70	G
34	BA	71	C
34	BA	73	G
34	BA	77	G
34	BA	78	G
34	BA	79	G
34	BA	92	C

Continued on next page...

Continued from previous page...

Mol	Chain	Res	Type
34	BA	96	U
34	BA	97	G
34	BA	98	G
34	BA	120	A
34	BA	121	C
34	BA	129	U
34	BA	131	C
34	BA	139	G
34	BA	144	G
34	BA	151	A
34	BA	158	G
34	BA	161	A
34	BA	163	C
34	BA	173	U
34	BA	174	C
34	BA	182	U
34	BA	189(E)	U
34	BA	189(G)	G
34	BA	189(H)	G
34	BA	195	A
34	BA	197	A
34	BA	202	U
34	BA	203	U
34	BA	204	U
34	BA	216	G
34	BA	217	C
34	BA	222	U
34	BA	246	A
34	BA	247	G
34	BA	251	G
34	BA	252	U
34	BA	262	A
34	BA	266	G
34	BA	267	C
34	BA	286	G
34	BA	289	G
34	BA	306	G
34	BA	321	A
34	BA	328	C
34	BA	329	A
34	BA	332	G
34	BA	341	C

Continued on next page...

Continued from previous page...

Mol	Chain	Res	Type
34	BA	342	C
34	BA	346	G
34	BA	347	G
34	BA	351	G
34	BA	352	C
34	BA	353	A
34	BA	354	G
34	BA	367	U
34	BA	372	C
34	BA	373	A
34	BA	384	G
34	BA	397	A
34	BA	398	C
34	BA	399	G
34	BA	403	C
34	BA	404	U
34	BA	406	G
34	BA	412	A
34	BA	413	G
34	BA	422	C
34	BA	424	G
34	BA	427	U
34	BA	429	U
34	BA	438	G
34	BA	439	A
34	BA	442	C
34	BA	452	A
34	BA	453	A
34	BA	456	C
34	BA	470	C
34	BA	482	A
34	BA	483	C
34	BA	484	G
34	BA	485	G
34	BA	487	A
34	BA	496	A
34	BA	498	U
34	BA	500	G
34	BA	505	G
34	BA	506	G
34	BA	509	A
34	BA	510	A

Continued on next page...

Continued from previous page...

Mol	Chain	Res	Type
34	BA	511	C
34	BA	518	C
34	BA	521	G
34	BA	526	C
34	BA	527	G
34	BA	532	A
34	BA	533	A
34	BA	547	A
34	BA	559	A
34	BA	561	U
34	BA	562	C
34	BA	572	A
34	BA	573	A
34	BA	576	G
34	BA	577	G
34	BA	592	G
34	BA	616	G
34	BA	618	C
34	BA	630	G
34	BA	631	G
34	BA	633	G
34	BA	634	C
34	BA	641	U
34	BA	653	A
34	BA	661	G
34	BA	665	A
34	BA	670	G
34	BA	675	A
34	BA	687	A
34	BA	688	G
34	BA	693	G
34	BA	694	A
34	BA	699	C
34	BA	723	U
34	BA	731	G
34	BA	748	C
34	BA	749	C
34	BA	755	G
34	BA	760	G
34	BA	765	G
34	BA	766	A
34	BA	770	C

Continued on next page...

Continued from previous page...

Mol	Chain	Res	Type
34	BA	775	G
34	BA	777	A
34	BA	787	A
34	BA	792	A
34	BA	793	U
34	BA	794	A
34	BA	802	A
34	BA	806	C
34	BA	815	A
34	BA	817	C
34	BA	818	G
34	BA	819	A
34	BA	821	G
34	BA	827	U
34	BA	828	A
34	BA	829	G
34	BA	832	C
34	BA	833	U
34	BA	840	C
34	BA	841	U
34	BA	848	C
34	BA	850	U
34	BA	851	G
34	BA	859	A
34	BA	860	A
34	BA	870	U
34	BA	872	A
34	BA	876	G
34	BA	889	A
34	BA	891	U
34	BA	902	G
34	BA	908	A
34	BA	914	A
34	BA	922	G
34	BA	926	G
34	BA	927	G
34	BA	929	G
34	BA	934	C
34	BA	960	U
34	BA	961	U
34	BA	968	A
34	BA	969	A

Continued on next page...

Continued from previous page...

Mol	Chain	Res	Type
34	BA	971	G
34	BA	972	C
34	BA	974	A
34	BA	975	A
34	BA	976	G
34	BA	977	A
34	BA	978	A
34	BA	979	C
34	BA	982	U
34	BA	984	C
34	BA	992	U
34	BA	993	G
34	BA	996	A
34	BA	997	U
34	BA	998	G
34	BA	1003	G
34	BA	1004	A
34	BA	1005	A
34	BA	1011	G
34	BA	1016	A
34	BA	1024	G
34	BA	1025	U
34	BA	1026	G
34	BA	1027	C
34	BA	1028	C
34	BA	1029	C
34	BA	1030	C
34	BA	1030(A)	G
34	BA	1030(C)	G
34	BA	1036	G
34	BA	1042	G
34	BA	1043	C
34	BA	1045	C
34	BA	1053	G
34	BA	1054	C
34	BA	1055	A
34	BA	1065	U
34	BA	1066	C
34	BA	1068	G
34	BA	1081	G
34	BA	1091	U
34	BA	1092	A

Continued on next page...

Continued from previous page...

Mol	Chain	Res	Type
34	BA	1094	G
34	BA	1095	U
34	BA	1096	C
34	BA	1101	A
34	BA	1112	C
34	BA	1123	A
34	BA	1124	G
34	BA	1125	U
34	BA	1127	G
34	BA	1134	G
34	BA	1136	U
34	BA	1137	C
34	BA	1139	G
34	BA	1140	C
34	BA	1141	C
34	BA	1145	C
34	BA	1146	A
34	BA	1150	U
34	BA	1152	A
34	BA	1157	A
34	BA	1159	U
34	BA	1161	C
34	BA	1166	G
34	BA	1169	A
34	BA	1183	A
34	BA	1184	G
34	BA	1187	G
34	BA	1189	C
34	BA	1190	G
34	BA	1191	A
34	BA	1196	U
34	BA	1197	G
34	BA	1200	C
34	BA	1201	A
34	BA	1202	G
34	BA	1212	U
34	BA	1213	A
34	BA	1214	C
34	BA	1215	G
34	BA	1226	C
34	BA	1227	A
34	BA	1236	A

Continued on next page...

Continued from previous page...

Mol	Chain	Res	Type
34	BA	1238	A
34	BA	1240	U
34	BA	1253	G
34	BA	1256	A
34	BA	1257	U
34	BA	1258	G
34	BA	1260	C
34	BA	1262	C
34	BA	1267	C
34	BA	1270	C
34	BA	1273	G
34	BA	1278	U
34	BA	1279	A
34	BA	1280	A
34	BA	1284	C
34	BA	1286	A
34	BA	1287	A
34	BA	1299	A
34	BA	1300	G
34	BA	1301	U
34	BA	1302	U
34	BA	1312	G
34	BA	1317	C
34	BA	1322	C
34	BA	1338	G
34	BA	1340	A
34	BA	1346	A
34	BA	1347	G
34	BA	1353	G
34	BA	1359	C
34	BA	1360	A
34	BA	1363	C
34	BA	1364	U
34	BA	1368	G
34	BA	1370	G
34	BA	1378	C
34	BA	1397	C
34	BA	1400	C
34	BA	1401	G
34	BA	1419	G
34	BA	1422	G
34	BA	1442	G

Continued on next page...

Continued from previous page...

Mol	Chain	Res	Type
34	BA	1442(A)	G
34	BA	1446	U
34	BA	1447	A
34	BA	1452	C
34	BA	1487	G
34	BA	1497	G
34	BA	1502	A
34	BA	1503	A
34	BA	1504	G
34	BA	1506	U
34	BA	1517	G
34	BA	1519	A
34	BA	1520	G
34	BA	1529	G
34	BA	1530	G
34	BA	1531	A
55	BV	13	A
55	BV	17	U
56	BW	17	C
56	BW	18	G
56	BW	20	U
56	BW	22	G
56	BW	28	G
56	BW	31	A
56	BW	42	C
56	BW	43	C
56	BW	45	U
56	BW	46	7MG
56	BW	47	U
56	BW	48	C
56	BW	49	C
56	BW	66	U
56	BW	74	C
56	BW	76	A
56	BY	5	G
56	BY	6	G
56	BY	9	A
56	BY	13	C
56	BY	14	A
56	BY	20	U
56	BY	21	A
56	BY	23	A

Continued on next page...

Continued from previous page...

Mol	Chain	Res	Type
56	BY	26	A
56	BY	34	G
56	BY	36	A
56	BY	41	C
56	BY	42	C
56	BY	44	G
56	BY	45	U
56	BY	46	7MG
56	BY	47	U
56	BY	48	C
56	BY	49	C
56	BY	57	G
56	BY	59	U
56	BY	60	U
56	BY	68	C
1	CA	12	U
1	CA	13	A
1	CA	14	A
1	CA	15	G
1	CA	23	G
1	CA	34	C
1	CA	45	C
1	CA	61	G
1	CA	70	G
1	CA	71	A
1	CA	74	A
1	CA	75	G
1	CA	79	G
1	CA	83	G
1	CA	84	A
1	CA	87	C
1	CA	88	G
1	CA	90	U
1	CA	95	G
1	CA	105	C
1	CA	118	A
1	CA	119	A
1	CA	120	U
1	CA	121	G
1	CA	125	G
1	CA	140	G
1	CA	141	A

Continued on next page...

Continued from previous page...

Mol	Chain	Res	Type
1	CA	153	C
1	CA	154(A)	C
1	CA	157	U
1	CA	181	A
1	CA	182	A
1	CA	186	G
1	CA	196	A
1	CA	197	A
1	CA	199	A
1	CA	200	U
1	CA	205	G
1	CA	214	G
1	CA	215	G
1	CA	216	A
1	CA	221	A
1	CA	222	A
1	CA	225	A
1	CA	226	G
1	CA	228	A
1	CA	229	A
1	CA	230	U
1	CA	233	A
1	CA	239	U
1	CA	248	G
1	CA	265	A
1	CA	271(I)	G
1	CA	271(K)	U
1	CA	271(L)	U
1	CA	271(M)	G
1	CA	271(N)	U
1	CA	271(O)	C
1	CA	271(P)	C
1	CA	271(Q)	G
1	CA	272(A)	U
1	CA	272(B)	G
1	CA	272(G)	C
1	CA	272(H)	C
1	CA	277	C
1	CA	278	A
1	CA	283	A
1	CA	289	A
1	CA	294	A

Continued on next page...

Continued from previous page...

Mol	Chain	Res	Type
1	CA	307	G
1	CA	310	A
1	CA	311	A
1	CA	325	G
1	CA	327	G
1	CA	329	G
1	CA	330	A
1	CA	333	G
1	CA	338	G
1	CA	342	G
1	CA	345	A
1	CA	350	U
1	CA	352	G
1	CA	353	G
1	CA	354	G
1	CA	362	U
1	CA	363	G
1	CA	363(B)	G
1	CA	363(C)	G
1	CA	370	G
1	CA	373	U
1	CA	386	G
1	CA	396	G
1	CA	399	G
1	CA	407	G
1	CA	411	G
1	CA	412	A
1	CA	422	A
1	CA	423	A
1	CA	428	A
1	CA	436	C
1	CA	443	A
1	CA	444	C
1	CA	454	A
1	CA	455	C
1	CA	456	C
1	CA	457	A
1	CA	462	C
1	CA	463	G
1	CA	470	A
1	CA	479	A
1	CA	481	G

Continued on next page...

Continued from previous page...

Mol	Chain	Res	Type
1	CA	484	C
1	CA	504	U
1	CA	505	A
1	CA	508	G
1	CA	509	C
1	CA	528	A
1	CA	529	A
1	CA	530	G
1	CA	531	C
1	CA	532	A
1	CA	533	G
1	CA	545	G
1	CA	551	G
1	CA	563	G
1	CA	573	G
1	CA	575	A
1	CA	586	A
1	CA	588	U
1	CA	599	G
1	CA	603	A
1	CA	604	G
1	CA	607	U
1	CA	614(B)	G
1	CA	614(C)	A
1	CA	615	G
1	CA	627	A
1	CA	634	C
1	CA	637	A
1	CA	641	C
1	CA	642	G
1	CA	645	C
1	CA	646	A
1	CA	647	G
1	CA	651	G
1	CA	652(A)	A
1	CA	652(B)	A
1	CA	652(C)	G
1	CA	652(U)	G
1	CA	669	G
1	CA	686	G
1	CA	706	A
1	CA	715	G

Continued on next page...

Continued from previous page...

Mol	Chain	Res	Type
1	CA	726	G
1	CA	730	C
1	CA	738	G
1	CA	740	U
1	CA	746	A
1	CA	747	U
1	CA	749	C
1	CA	751	A
1	CA	765	G
1	CA	774	A
1	CA	775	G
1	CA	776	G
1	CA	782	A
1	CA	784	A
1	CA	785	G
1	CA	792	G
1	CA	794	G
1	CA	805	G
1	CA	812	C
1	CA	816	C
1	CA	819	A
1	CA	827	U
1	CA	828	U
1	CA	843	G
1	CA	847	U
1	CA	854	G
1	CA	857	C
1	CA	859	G
1	CA	866	A
1	CA	878	A
1	CA	879	G
1	CA	880	G
1	CA	884	C
1	CA	886	C
1	CA	887	A
1	CA	889	C
1	CA	890	A
1	CA	893	C
1	CA	896	A
1	CA	897	C
1	CA	907	U
1	CA	910	A

Continued on next page...

Continued from previous page...

Mol	Chain	Res	Type
1	CA	911	A
1	CA	915	C
1	CA	917	A
1	CA	932	G
1	CA	938	G
1	CA	941	A
1	CA	945	A
1	CA	946	G
1	CA	958	U
1	CA	959	A
1	CA	961	C
1	CA	967	C
1	CA	970	C
1	CA	974	G
1	CA	975	C
1	CA	983	A
1	CA	990	A
1	CA	996	A
1	CA	1003	G
1	CA	1005	C
1	CA	1012	U
1	CA	1013	C
1	CA	1015	G
1	CA	1020	A
1	CA	1022	G
1	CA	1026	U
1	CA	1027	A
1	CA	1033	U
1	CA	1038	C
1	CA	1039	G
1	CA	1045	A
1	CA	1046	A
1	CA	1047	G
1	CA	1048	A
1	CA	1053	C
1	CA	1054	A
1	CA	1055	G
1	CA	1058	G
1	CA	1059	G
1	CA	1060	U
1	CA	1061	U
1	CA	1062	G

Continued on next page...

Continued from previous page...

Mol	Chain	Res	Type
1	CA	1063	G
1	CA	1064	C
1	CA	1070	A
1	CA	1073	A
1	CA	1075	C
1	CA	1076	C
1	CA	1082	U
1	CA	1083	U
1	CA	1088	A
1	CA	1090	U
1	CA	1100	C
1	CA	1101	U
1	CA	1108	U
1	CA	1109	C
1	CA	1110	G
1	CA	1111	A
1	CA	1112	G
1	CA	1113	U
1	CA	1119	C
1	CA	1126	A
1	CA	1128	A
1	CA	1129	A
1	CA	1130	U
1	CA	1132	A
1	CA	1133	U
1	CA	1135	C
1	CA	1136	G
1	CA	1139	G
1	CA	1151	G
1	CA	1171	G
1	CA	1189	A
1	CA	1204	A
1	CA	1220	A
1	CA	1221	C
1	CA	1241	A
1	CA	1246	A
1	CA	1248	G
1	CA	1250	G
1	CA	1253	A
1	CA	1256	G
1	CA	1262	A
1	CA	1271	G

Continued on next page...

Continued from previous page...

Mol	Chain	Res	Type
1	CA	1272	A
1	CA	1273	U
1	CA	1300	U
1	CA	1301	A
1	CA	1303	G
1	CA	1314	C
1	CA	1318	C
1	CA	1321	A
1	CA	1329	U
1	CA	1338	G
1	CA	1342	A
1	CA	1352	U
1	CA	1359	A
1	CA	1360	A
1	CA	1365	A
1	CA	1368	G
1	CA	1370	C
1	CA	1373	A
1	CA	1374	G
1	CA	1380	G
1	CA	1384	A
1	CA	1385	G
1	CA	1386	C
1	CA	1388	G
1	CA	1392	A
1	CA	1406	U
1	CA	1416	G
1	CA	1417	C
1	CA	1421	G
1	CA	1427	A
1	CA	1428	C
1	CA	1437	C
1	CA	1445	A
1	CA	1445(A)	C
1	CA	1446	C
1	CA	1449	A
1	CA	1450	G
1	CA	1455	G
1	CA	1459	G
1	CA	1467	C
1	CA	1471	A
1	CA	1473	G

Continued on next page...

Continued from previous page...

Mol	Chain	Res	Type
1	CA	1476	C
1	CA	1482	G
1	CA	1490	A
1	CA	1493	C
1	CA	1494	A
1	CA	1495	A
1	CA	1496	A
1	CA	1497	U
1	CA	1499	C
1	CA	1509	C
1	CA	1509(A)	A
1	CA	1523	U
1	CA	1532	C
1	CA	1533	G
1	CA	1542	A
1	CA	1543	C
1	CA	1547	C
1	CA	1558	A
1	CA	1560	G
1	CA	1566	A
1	CA	1569	A
1	CA	1578	U
1	CA	1580	A
1	CA	1582	C
1	CA	1586	A
1	CA	1588	C
1	CA	1593	G
1	CA	1608	A
1	CA	1609	A
1	CA	1610	A
1	CA	1622	G
1	CA	1640	C
1	CA	1644	C
1	CA	1647	G
1	CA	1648	C
1	CA	1654	A
1	CA	1658	C
1	CA	1659	U
1	CA	1674	G
1	CA	1675	C
1	CA	1696	G
1	CA	1700	A

Continued on next page...

Continued from previous page...

Mol	Chain	Res	Type
1	CA	1701	A
1	CA	1703	G
1	CA	1721	G
1	CA	1722	A
1	CA	1739	U
1	CA	1756	G
1	CA	1757	U
1	CA	1758	G
1	CA	1760	A
1	CA	1762	A
1	CA	1763	G
1	CA	1764	G
1	CA	1773	A
1	CA	1780	A
1	CA	1786	A
1	CA	1791	A
1	CA	1800	C
1	CA	1801	G
1	CA	1808	U
1	CA	1816	G
1	CA	1829	A
1	CA	1832	C
1	CA	1833	U
1	CA	1835	G
1	CA	1839	G
1	CA	1847	A
1	CA	1848	A
1	CA	1858	G
1	CA	1861	G
1	CA	1866	C
1	CA	1876	A
1	CA	1877	A
1	CA	1878	G
1	CA	1889	A
1	CA	1900	A
1	CA	1906	G
1	CA	1913	A
1	CA	1914	C
1	CA	1919	A
1	CA	1929	G
1	CA	1930	G
1	CA	1934	C

Continued on next page...

Continued from previous page...

Mol	Chain	Res	Type
1	CA	1936	A
1	CA	1938	A
1	CA	1952	A
1	CA	1955	U
1	CA	1957	C
1	CA	1963	U
1	CA	1966	A
1	CA	1967	C
1	CA	1970	A
1	CA	1971	A
1	CA	1972	A
1	CA	1992	G
1	CA	1993	U
1	CA	1997	G
1	CA	2006	C
1	CA	2020	A
1	CA	2023	G
1	CA	2031	A
1	CA	2032	G
1	CA	2033	A
1	CA	2038	G
1	CA	2041	U
1	CA	2043	C
1	CA	2046	G
1	CA	2055	C
1	CA	2056	G
1	CA	2060	A
1	CA	2061	G
1	CA	2062	A
1	CA	2066	C
1	CA	2069	G
1	CA	2095	C
1	CA	2102	U
1	CA	2106	G
1	CA	2111	C
1	CA	2113	U
1	CA	2115	G
1	CA	2122	U
1	CA	2125	G
1	CA	2126	A
1	CA	2127	G
1	CA	2129	C

Continued on next page...

Continued from previous page...

Mol	Chain	Res	Type
1	CA	2130	U
1	CA	2131	G
1	CA	2132	U
1	CA	2133	G
1	CA	2134	A
1	CA	2136	C
1	CA	2137	C
1	CA	2139	C
1	CA	2142	C
1	CA	2144	U
1	CA	2146	C
1	CA	2148	G
1	CA	2150	U
1	CA	2156	G
1	CA	2158	A
1	CA	2162	G
1	CA	2164	C
1	CA	2165	G
1	CA	2167	U
1	CA	2168	G
1	CA	2169	A
1	CA	2172	U
1	CA	2174	C
1	CA	2178	C
1	CA	2180	U
1	CA	2181	G
1	CA	2183	C
1	CA	2188	C
1	CA	2189	U
1	CA	2192	G
1	CA	2194	G
1	CA	2200	C
1	CA	2206	G
1	CA	2207	G
1	CA	2208	A
1	CA	2218	U
1	CA	2225	A
1	CA	2259	G
1	CA	2268	A
1	CA	2269	A
1	CA	2273	A
1	CA	2275	C

Continued on next page...

Continued from previous page...

Mol	Chain	Res	Type
1	CA	2278	A
1	CA	2280	G
1	CA	2283	C
1	CA	2287	A
1	CA	2289	G
1	CA	2302	G
1	CA	2305	A
1	CA	2315	G
1	CA	2319	G
1	CA	2320	A
1	CA	2325	G
1	CA	2327	A
1	CA	2333	A
1	CA	2334	G
1	CA	2335	A
1	CA	2336	A
1	CA	2343	C
1	CA	2347	C
1	CA	2348	U
1	CA	2350	C
1	CA	2354	G
1	CA	2366	A
1	CA	2376	A
1	CA	2383	G
1	CA	2384	G
1	CA	2385	C
1	CA	2406	U
1	CA	2410	G
1	CA	2414	G
1	CA	2418	A
1	CA	2422	A
1	CA	2425	A
1	CA	2428	G
1	CA	2429	G
1	CA	2430	A
1	CA	2435	A
1	CA	2439	A
1	CA	2441	C
1	CA	2448	A
1	CA	2458	G
1	CA	2465	C
1	CA	2474	C

Continued on next page...

Continued from previous page...

Mol	Chain	Res	Type
1	CA	2476	A
1	CA	2477	C
1	CA	2478	A
1	CA	2487	G
1	CA	2494	G
1	CA	2502	G
1	CA	2505	G
1	CA	2508	G
1	CA	2518	A
1	CA	2525	G
1	CA	2529	G
1	CA	2553	G
1	CA	2554	U
1	CA	2555	U
1	CA	2562	U
1	CA	2564	A
1	CA	2566	A
1	CA	2567	G
1	CA	2572	A
1	CA	2573	C
1	CA	2581	G
1	CA	2582	G
1	CA	2585	U
1	CA	2602	A
1	CA	2603	G
1	CA	2609	U
1	CA	2611	U
1	CA	2612	C
1	CA	2615	U
1	CA	2621	A
1	CA	2622	C
1	CA	2630	G
1	CA	2632	A
1	CA	2636	U
1	CA	2645	G
1	CA	2654	A
1	CA	2660	A
1	CA	2663	G
1	CA	2689	U
1	CA	2690	C
1	CA	2702	U
1	CA	2703	C

Continued on next page...

Continued from previous page...

Mol	Chain	Res	Type
1	CA	2712	U
1	CA	2712(A)	A
1	CA	2713	A
1	CA	2714	G
1	CA	2721	A
1	CA	2726	U
1	CA	2727	G
1	CA	2733	A
1	CA	2744	G
1	CA	2748	A
1	CA	2757	A
1	CA	2758	A
1	CA	2761	G
1	CA	2765	A
1	CA	2766	G
1	CA	2767	C
1	CA	2778	A
1	CA	2780	G
1	CA	2789	C
1	CA	2793	G
1	CA	2802	G
1	CA	2805	G
1	CA	2818	G
1	CA	2820	A
1	CA	2821	A
1	CA	2823	A
1	CA	2833	G
1	CA	2835	A
1	CA	2839	G
1	CA	2849	U
1	CA	2861	G
1	CA	2872	G
1	CA	2873	A
1	CA	2880	C
1	CA	2892	A
1	CA	2894	G
1	CA	2896	C
1	CA	2897	U
2	CB	2	C
2	CB	7	G
2	CB	13	A
2	CB	15	A

Continued on next page...

Continued from previous page...

Mol	Chain	Res	Type
2	CB	22	U
2	CB	24	G
2	CB	25	A
2	CB	28	C
2	CB	30	C
2	CB	33	G
2	CB	35	U
2	CB	42	C
2	CB	44	G
2	CB	45	A
2	CB	52	A
2	CB	56	G
2	CB	59	A
2	CB	73	A
2	CB	74	U
2	CB	85	G
2	CB	88	C
2	CB	91	C
2	CB	103	G
2	CB	105	A
2	CB	106	G
2	CB	108	U
2	CB	110	G
34	DA	5	U
34	DA	9	G
34	DA	13	U
34	DA	14	U
34	DA	15	G
34	DA	22	G
34	DA	26	A
34	DA	30	U
34	DA	32	A
34	DA	39	G
34	DA	41	G
34	DA	44	G
34	DA	47	C
34	DA	48	C
34	DA	50	A
34	DA	51	A
34	DA	59	A
34	DA	60	A
34	DA	61	G

Continued on next page...

Continued from previous page...

Mol	Chain	Res	Type
34	DA	65	U
34	DA	66	G
34	DA	79	G
34	DA	89	C
34	DA	97	G
34	DA	100	C
34	DA	101	A
34	DA	116	A
34	DA	121	C
34	DA	129(A)	G
34	DA	131	C
34	DA	143	A
34	DA	144	G
34	DA	147	G
34	DA	163	C
34	DA	176	C
34	DA	182	U
34	DA	189(G)	G
34	DA	189(H)	G
34	DA	195	A
34	DA	197	A
34	DA	202	U
34	DA	203	U
34	DA	204	U
34	DA	216	G
34	DA	221	C
34	DA	231	G
34	DA	240	C
34	DA	245	C
34	DA	247	G
34	DA	251	G
34	DA	258	G
34	DA	262	A
34	DA	266	G
34	DA	267	C
34	DA	269	C
34	DA	275	G
34	DA	279	A
34	DA	281	G
34	DA	289	G
34	DA	301	G
34	DA	320	C

Continued on next page...

Continued from previous page...

Mol	Chain	Res	Type
34	DA	321	A
34	DA	328	C
34	DA	330	C
34	DA	331	G
34	DA	332	G
34	DA	344	A
34	DA	346	G
34	DA	352	C
34	DA	353	A
34	DA	354	G
34	DA	367	U
34	DA	372	C
34	DA	373	A
34	DA	378	G
34	DA	384	G
34	DA	388	G
34	DA	389	A
34	DA	390	C
34	DA	392	G
34	DA	398	C
34	DA	406	G
34	DA	412	A
34	DA	413	G
34	DA	426	G
34	DA	429	U
34	DA	430	A
34	DA	439	A
34	DA	442	C
34	DA	452	A
34	DA	461	A
34	DA	484	G
34	DA	485	G
34	DA	496	A
34	DA	498	U
34	DA	499	A
34	DA	505	G
34	DA	509	A
34	DA	510	A
34	DA	511	C
34	DA	518	C
34	DA	521	G
34	DA	527	G

Continued on next page...

Continued from previous page...

Mol	Chain	Res	Type
34	DA	531	U
34	DA	532	A
34	DA	533	A
34	DA	547	A
34	DA	559	A
34	DA	561	U
34	DA	570	G
34	DA	572	A
34	DA	573	A
34	DA	576	G
34	DA	577	G
34	DA	595	G
34	DA	596	C
34	DA	597	G
34	DA	601	C
34	DA	610	G
34	DA	612	C
34	DA	619	U
34	DA	620	C
34	DA	621	A
34	DA	630	G
34	DA	653	A
34	DA	665	A
34	DA	673	G
34	DA	687	A
34	DA	688	G
34	DA	693	G
34	DA	695	A
34	DA	701	C
34	DA	703	G
34	DA	723	U
34	DA	724	G
34	DA	728	A
34	DA	731	G
34	DA	747	C
34	DA	753	A
34	DA	755	G
34	DA	770	C
34	DA	773	G
34	DA	774	G
34	DA	790	A
34	DA	792	A

Continued on next page...

Continued from previous page...

Mol	Chain	Res	Type
34	DA	793	U
34	DA	794	A
34	DA	802	A
34	DA	806	C
34	DA	810	C
34	DA	817	C
34	DA	818	G
34	DA	821	G
34	DA	826	C
34	DA	828	A
34	DA	829	G
34	DA	833	U
34	DA	834	C
34	DA	836	G
34	DA	839	U
34	DA	840	C
34	DA	841	U
34	DA	848	C
34	DA	851	G
34	DA	854	G
34	DA	859	A
34	DA	874	G
34	DA	875	C
34	DA	876	G
34	DA	891	U
34	DA	902	G
34	DA	912	C
34	DA	914	A
34	DA	915	A
34	DA	916	G
34	DA	919	A
34	DA	922	G
34	DA	926	G
34	DA	927	G
34	DA	934	C
34	DA	939	G
34	DA	941	G
34	DA	960	U
34	DA	961	U
34	DA	967	C
34	DA	968	A
34	DA	969	A

Continued on next page...

Continued from previous page...

Mol	Chain	Res	Type
34	DA	970	C
34	DA	971	G
34	DA	974	A
34	DA	975	A
34	DA	976	G
34	DA	977	A
34	DA	982	U
34	DA	984	C
34	DA	988	G
34	DA	989	C
34	DA	992	U
34	DA	993	G
34	DA	1002	G
34	DA	1003	G
34	DA	1005	A
34	DA	1006	C
34	DA	1013	G
34	DA	1022	G
34	DA	1023	G
34	DA	1025	U
34	DA	1026	G
34	DA	1028	C
34	DA	1030	C
34	DA	1030(A)	G
34	DA	1030(B)	C
34	DA	1032	G
34	DA	1037	C
34	DA	1041	A
34	DA	1046	A
34	DA	1047	G
34	DA	1050	G
34	DA	1052	U
34	DA	1055	A
34	DA	1056	U
34	DA	1063	C
34	DA	1065	U
34	DA	1066	C
34	DA	1071	C
34	DA	1078	U
34	DA	1079	G
34	DA	1081	G
34	DA	1086	U

Continued on next page...

Continued from previous page...

Mol	Chain	Res	Type
34	DA	1089	G
34	DA	1094	G
34	DA	1095	U
34	DA	1100	C
34	DA	1101	A
34	DA	1108	G
34	DA	1113	C
34	DA	1121	U
34	DA	1122	U
34	DA	1124	G
34	DA	1125	U
34	DA	1127	G
34	DA	1129	C
34	DA	1130	A
34	DA	1136	U
34	DA	1137	C
34	DA	1138	G
34	DA	1139	G
34	DA	1142	G
34	DA	1146	A
34	DA	1147	C
34	DA	1152	A
34	DA	1154	G
34	DA	1156	G
34	DA	1159	U
34	DA	1161	C
34	DA	1166	G
34	DA	1182	G
34	DA	1183	A
34	DA	1184	G
34	DA	1190	G
34	DA	1195	C
34	DA	1196	U
34	DA	1198	G
34	DA	1202	G
34	DA	1203	C
34	DA	1208	C
34	DA	1211	U
34	DA	1212	U
34	DA	1220	G
34	DA	1224	G
34	DA	1227	A

Continued on next page...

Continued from previous page...

Mol	Chain	Res	Type
34	DA	1229	A
34	DA	1238	A
34	DA	1240	U
34	DA	1241	G
34	DA	1246	C
34	DA	1248	A
34	DA	1252	A
34	DA	1253	G
34	DA	1254	C
34	DA	1256	A
34	DA	1257	U
34	DA	1258	G
34	DA	1261	A
34	DA	1269	A
34	DA	1270	C
34	DA	1274	G
34	DA	1279	A
34	DA	1280	A
34	DA	1281	U
34	DA	1282	C
34	DA	1285	A
34	DA	1286	A
34	DA	1287	A
34	DA	1299	A
34	DA	1301	U
34	DA	1302	U
34	DA	1303	C
34	DA	1305	G
34	DA	1311	G
34	DA	1319	A
34	DA	1320	C
34	DA	1322	C
34	DA	1325	C
34	DA	1340	A
34	DA	1344	C
34	DA	1347	G
34	DA	1353	G
34	DA	1358	U
34	DA	1359	C
34	DA	1360	A
34	DA	1363	C
34	DA	1363(A)	A

Continued on next page...

Continued from previous page...

Mol	Chain	Res	Type
34	DA	1364	U
34	DA	1368	G
34	DA	1370	G
34	DA	1378	C
34	DA	1381	U
34	DA	1389	C
34	DA	1393	U
34	DA	1397	C
34	DA	1398	A
34	DA	1399	C
34	DA	1401	G
34	DA	1419	G
34	DA	1440	C
34	DA	1442	G
34	DA	1442(A)	G
34	DA	1442(B)	A
34	DA	1445	C
34	DA	1446	U
34	DA	1452	C
34	DA	1456	G
34	DA	1482	G
34	DA	1487	G
34	DA	1497	G
34	DA	1498	U
34	DA	1499	A
34	DA	1502	A
34	DA	1503	A
34	DA	1504	G
34	DA	1506	U
34	DA	1507	A
34	DA	1517	G
34	DA	1519	A
34	DA	1520	G
34	DA	1529	G
34	DA	1530	G
34	DA	1531	A
34	DA	1532	U
55	DV	14	A
56	DW	6	G
56	DW	8	4SU
56	DW	16	U
56	DW	17	C

Continued on next page...

Continued from previous page...

Mol	Chain	Res	Type
56	DW	18	G
56	DW	20	U
56	DW	35	A
56	DW	36	A
56	DW	39	PSU
56	DW	41	C
56	DW	43	C
56	DW	44	G
56	DW	46	7MG
56	DW	47	U
56	DW	48	C
56	DW	49	C
56	DW	53	G
56	DW	55	PSU
56	DW	59	U
56	DW	61	C
56	DW	64	A
56	DW	69	G
56	DW	76	A
56	DY	9	A
56	DY	13	C
56	DY	14	A
56	DY	19	G
56	DY	26	A
56	DY	33	U
56	DY	34	G
56	DY	39	PSU
56	DY	45	U
56	DY	46	7MG
56	DY	47	U
56	DY	48	C
56	DY	49	C
56	DY	52	G
56	DY	54	5MU
56	DY	55	PSU
56	DY	57	G
56	DY	58	A
56	DY	59	U
56	DY	65	G
56	DY	70	G

All (138) RNA pucker outliers are listed below:

Mol	Chain	Res	Type
1	AA	184	A
1	AA	185	A
1	AA	188	A
1	AA	204	G
1	AA	238	C
1	AA	271	U
1	AA	302	A
1	AA	334	A
1	AA	376	G
1	AA	645	G
1	AA	716	G
1	AA	793	A
1	AA	821	A
1	AA	1019	G
1	AA	1035	G
1	AA	1098	C
1	AA	1154	U
1	AA	1188	A
1	AA	1219	A
1	AA	1220	U
1	AA	1221	G
1	AA	1255	A
1	AA	1286	U
1	AA	1425	A
1	AA	1466	U
1	AA	1654	A
1	AA	1655	A
1	AA	1700	G
1	AA	1745	A
1	AA	1793	A
1	AA	1936	C
1	AA	2014	G
1	AA	2084	A
1	AA	2209	G
1	AA	2227	G
1	AA	2287	C
1	AA	2323	A
1	AA	2347	A
1	AA	2358	A
1	AA	2418	U
1	AA	2442	A
1	AA	2451	A
1	AA	2459	G

Continued on next page...

Continued from previous page...

Mol	Chain	Res	Type
1	AA	2460	A
1	AA	2593	G
1	AA	2623	U
1	AA	2701	U
1	AA	2739	U
1	AA	2769	U
1	AA	2883	A
1	AA	2902	G
34	BA	109	A
34	BA	119	A
34	BA	266	G
34	BA	328	C
34	BA	509	A
34	BA	560	U
34	BA	687	A
34	BA	748	C
34	BA	793	U
34	BA	839	U
34	BA	913	A
34	BA	991	U
34	BA	1065	U
34	BA	1067	A
34	BA	1165	C
34	BA	1190	G
34	BA	1201	A
34	BA	1285	A
34	BA	1442	G
34	BA	1530	G
56	BW	45	U
56	BY	19	G
56	BY	58	A
1	CA	195	A
1	CA	196	A
1	CA	199	A
1	CA	249	C
1	CA	277	C
1	CA	310	A
1	CA	503	A
1	CA	573	G
1	CA	645	C
1	CA	669	G
1	CA	685	A

Continued on next page...

Continued from previous page...

Mol	Chain	Res	Type
1	CA	746	A
1	CA	774	A
1	CA	856	C
1	CA	945	A
1	CA	974	G
1	CA	1026	U
1	CA	1057	A
1	CA	1107	G
1	CA	1142(A)	A
1	CA	1240	U
1	CA	1300	U
1	CA	1396	U
1	CA	1420	U
1	CA	1427	A
1	CA	1451	C
1	CA	1608	A
1	CA	1695	G
1	CA	1913	A
1	CA	1992	G
1	CA	1997	G
1	CA	2406	U
1	CA	2422	A
1	CA	2439	A
1	CA	2611	U
1	CA	2689	U
1	CA	2726	U
1	CA	2756	U
1	CA	2873	A
34	DA	60	A
34	DA	65	U
34	DA	115	G
34	DA	204	U
34	DA	266	G
34	DA	274	A
34	DA	428	G
34	DA	429	U
34	DA	509	A
34	DA	560	U
34	DA	687	A
34	DA	793	U
34	DA	840	C
34	DA	913	A

Continued on next page...

Continued from previous page...

Mol	Chain	Res	Type
34	DA	991	U
34	DA	992	U
34	DA	1064	G
34	DA	1065	U
34	DA	1183	A
34	DA	1201	A
34	DA	1279	A
34	DA	1442	G
56	DW	40	C
56	DW	46	7MG
56	DY	46	7MG

5.4 Non-standard residues in protein, DNA, RNA chains ⓘ

42 non-standard protein/DNA/RNA residues are modelled in this entry.

In the following table, the Counts columns list the number of bonds (or angles) for which Mogul statistics could be retrieved, the number of bonds (or angles) that are observed in the model and the number of bonds (or angles) that are defined in the chemical component dictionary. The Link column lists molecule types, if any, to which the group is linked. The Z score for a bond length (or angle) is the number of standard deviations the observed value is removed from the expected value. A bond length (or angle) with $|Z| > 2$ is considered an outlier worth inspection. RMSZ is the root-mean-square of all Z scores of the bond lengths (or angles).

Mol	Type	Chain	Res	Link	Bond lengths			Bond angles		
					Counts	RMSZ	$\# Z > 2$	Counts	RMSZ	$\# Z > 2$
56	PSU	BW	32	56	15,21,22	1.41	2 (13%)	16,30,33	2.46	4 (25%)
56	MIA	BW	37	56	22,31,32	1.76	3 (13%)	26,44,47	1.81	6 (23%)
56	PSU	BW	39	56	15,21,22	1.47	2 (13%)	16,30,33	2.24	4 (25%)
56	7MG	BW	46	56	20,26,27	1.27	2 (10%)	23,39,42	3.35	6 (26%)
56	5MU	BW	54	56	13,22,23	0.68	0	16,32,35	3.29	3 (18%)
56	PSU	BW	55	56	15,21,22	1.18	1 (6%)	16,30,33	2.29	4 (25%)
56	4SU	BW	8	56	12,21,22	0.77	0	15,30,33	1.10	1 (6%)
58	2QZ	BX	1	58	6,8,9	0.44	0	7,10,12	5.09	5 (71%)
58	2QY	BX	10	58	13,13,14	2.41	2 (15%)	12,16,18	2.21	4 (33%)
58	004	BX	3	58	9,10,11	1.16	1 (11%)	10,12,14	2.47	2 (20%)
58	MVA	BX	5	58	6,7,8	0.56	0	6,8,10	1.34	1 (16%)
58	2R1	BX	6	58	7,10,11	1.96	2 (28%)	5,13,15	2.01	2 (40%)
58	2R3	BX	8	58	13,14,15	0.67	0	15,18,20	2.14	7 (46%)
58	MVA	BX	9	58	6,7,8	0.97	1 (16%)	6,8,10	1.88	2 (33%)

Mol	Type	Chain	Res	Link	Bond lengths			Bond angles		
					Counts	RMSZ	# Z > 2	Counts	RMSZ	# Z > 2
56	PSU	BY	32	56	15,21,22	1.01	1 (6%)	16,30,33	2.17	3 (18%)
56	MIA	BY	37	56	17,24,32	1.24	2 (11%)	16,35,47	1.96	1 (6%)
56	PSU	BY	39	56	15,21,22	1.15	1 (6%)	16,30,33	2.32	4 (25%)
56	7MG	BY	46	56	20,26,27	1.49	2 (10%)	23,39,42	3.24	6 (26%)
56	5MU	BY	54	56	13,22,23	0.56	0	16,32,35	2.66	2 (12%)
56	PSU	BY	55	56	15,21,22	1.23	1 (6%)	16,30,33	2.24	4 (25%)
56	4SU	BY	8	56	12,21,22	0.63	0	15,30,33	1.34	2 (13%)
56	PSU	DW	32	56	15,21,22	0.84	0	16,30,33	2.23	4 (25%)
56	MIA	DW	37	56	22,31,32	1.60	3 (13%)	26,44,47	1.54	5 (19%)
56	PSU	DW	39	56	15,21,22	1.13	1 (6%)	16,30,33	2.65	4 (25%)
56	7MG	DW	46	56	20,26,27	1.33	2 (10%)	23,39,42	3.20	6 (26%)
56	5MU	DW	54	56	13,22,23	0.58	0	16,32,35	2.60	2 (12%)
56	PSU	DW	55	56	15,21,22	1.23	1 (6%)	16,30,33	2.33	4 (25%)
56	4SU	DW	8	56	12,21,22	0.77	0	15,30,33	1.03	1 (6%)
58	2QZ	DX	1	58	6,8,9	0.48	0	7,10,12	4.79	5 (71%)
58	2QY	DX	10	58	13,13,14	2.49	2 (15%)	12,16,18	2.76	4 (33%)
58	004	DX	3	58	9,10,11	1.07	1 (11%)	10,12,14	1.34	1 (10%)
58	MVA	DX	5	58	6,7,8	1.30	1 (16%)	6,8,10	1.21	1 (16%)
58	2R1	DX	6	58	7,10,11	1.81	2 (28%)	5,13,15	2.04	2 (40%)
58	2R3	DX	8	58	13,14,15	0.63	0	15,18,20	1.67	5 (33%)
58	MVA	DX	9	58	6,7,8	1.64	1 (16%)	6,8,10	1.72	1 (16%)
56	PSU	DY	32	56	15,21,22	1.09	1 (6%)	16,30,33	2.21	4 (25%)
56	MIA	DY	37	56	17,24,32	1.15	2 (11%)	16,35,47	1.89	1 (6%)
56	PSU	DY	39	56	15,21,22	1.27	2 (13%)	16,30,33	2.28	3 (18%)
56	7MG	DY	46	56	20,26,27	1.49	3 (15%)	23,39,42	3.45	6 (26%)
56	5MU	DY	54	56	13,22,23	0.61	0	16,32,35	2.62	2 (12%)
56	PSU	DY	55	56	15,21,22	1.33	1 (6%)	16,30,33	2.18	4 (25%)
56	4SU	DY	8	56	12,21,22	0.70	0	15,30,33	1.20	1 (6%)

In the following table, the Chirals column lists the number of chiral outliers, the number of chiral centers analysed, the number of these observed in the model and the number defined in the chemical component dictionary. Similar counts are reported in the Torsion and Rings columns. '-' means no outliers of that kind were identified.

Mol	Type	Chain	Res	Link	Chirals	Torsions	Rings
56	PSU	BW	32	56	-	0/7/25/26	0/2/2/2

Continued on next page...

Continued from previous page...

Mol	Type	Chain	Res	Link	Chirals	Torsions	Rings
56	MIA	BW	37	56	-	0/11/33/34	0/3/3/3
56	PSU	BW	39	56	-	0/7/25/26	0/2/2/2
56	7MG	BW	46	56	-	0/7/37/38	0/3/3/3
56	5MU	BW	54	56	-	0/3/25/26	0/2/2/2
56	PSU	BW	55	56	-	0/7/25/26	0/2/2/2
56	4SU	BW	8	56	-	0/3/25/26	0/2/2/2
58	2QZ	BX	1	58	-	0/6/10/12	0/0/0/0
58	2QY	BX	10	58	-	0/3/8/10	0/1/1/1
58	004	BX	3	58	-	0/4/6/8	0/1/1/1
58	MVA	BX	5	58	-	0/5/8/10	0/0/0/0
58	2R1	BX	6	58	-	0/1/14/16	0/0/1/1
58	2R3	BX	8	58	-	0/10/12/14	0/1/1/1
58	MVA	BX	9	58	-	0/5/8/10	0/0/0/0
56	PSU	BY	32	56	-	0/7/25/26	0/2/2/2
56	MIA	BY	37	56	-	0/3/25/34	0/3/3/3
56	PSU	BY	39	56	-	0/7/25/26	0/2/2/2
56	7MG	BY	46	56	-	0/7/37/38	0/3/3/3
56	5MU	BY	54	56	-	0/3/25/26	0/2/2/2
56	PSU	BY	55	56	-	0/7/25/26	0/2/2/2
56	4SU	BY	8	56	-	0/3/25/26	0/2/2/2
56	PSU	DW	32	56	-	1/7/25/26	0/2/2/2
56	MIA	DW	37	56	-	0/11/33/34	0/3/3/3
56	PSU	DW	39	56	-	0/7/25/26	0/2/2/2
56	7MG	DW	46	56	-	0/7/37/38	0/3/3/3
56	5MU	DW	54	56	-	0/3/25/26	0/2/2/2
56	PSU	DW	55	56	-	0/7/25/26	0/2/2/2
56	4SU	DW	8	56	-	0/3/25/26	0/2/2/2
58	2QZ	DX	1	58	-	0/6/10/12	0/0/0/0
58	2QY	DX	10	58	-	0/3/8/10	0/1/1/1
58	004	DX	3	58	-	0/4/6/8	0/1/1/1
58	MVA	DX	5	58	-	0/5/8/10	0/0/0/0
58	2R1	DX	6	58	-	0/1/14/16	0/0/1/1
58	2R3	DX	8	58	-	0/10/12/14	0/1/1/1
58	MVA	DX	9	58	-	0/5/8/10	0/0/0/0
56	PSU	DY	32	56	-	0/7/25/26	0/2/2/2
56	MIA	DY	37	56	-	0/3/25/34	0/3/3/3
56	PSU	DY	39	56	-	0/7/25/26	0/2/2/2
56	7MG	DY	46	56	-	0/7/37/38	0/3/3/3
56	5MU	DY	54	56	-	0/3/25/26	0/2/2/2
56	PSU	DY	55	56	-	0/7/25/26	0/2/2/2
56	4SU	DY	8	56	-	0/3/25/26	0/2/2/2

All (46) bond length outliers are listed below:

Mol	Chain	Res	Type	Atoms	Z	Observed(Å)	Ideal(Å)
56	BW	37	MIA	C2-S10	-6.83	1.69	1.75
56	DW	37	MIA	C2-S10	-5.44	1.71	1.75
56	BW	39	PSU	C5-C1'	-4.74	1.48	1.52
56	BW	32	PSU	C5-C1'	-4.42	1.48	1.52
56	DY	55	PSU	C5-C1'	-3.83	1.48	1.52
56	DW	55	PSU	C5-C1'	-3.80	1.48	1.52
56	BY	55	PSU	C5-C1'	-3.46	1.49	1.52
56	DY	39	PSU	C5-C1'	-3.32	1.49	1.52
56	BW	55	PSU	C5-C1'	-3.25	1.49	1.52
56	BY	39	PSU	C5-C1'	-3.19	1.49	1.52
58	BX	3	004	CB-CA	-2.97	1.49	1.52
56	DY	32	PSU	C5-C1'	-2.86	1.49	1.52
56	DW	39	PSU	C5-C1'	-2.66	1.49	1.52
56	BY	32	PSU	C5-C1'	-2.47	1.50	1.52
56	BW	32	PSU	C2-N3	-2.34	1.33	1.38
56	DY	39	PSU	O4'-C1'	-2.08	1.41	1.44
56	BW	39	PSU	O4'-C1'	-2.03	1.41	1.44
56	DW	37	MIA	C6-N1	2.03	1.35	1.33
58	BX	9	MVA	CB-CA	2.10	1.56	1.54
56	DY	46	7MG	CM7-N7	2.15	1.49	1.46
56	DY	37	MIA	C2-N3	2.29	1.36	1.32
56	BW	37	MIA	C6-N1	2.34	1.36	1.33
58	DX	3	004	CA-C	2.41	1.57	1.50
56	BY	37	MIA	C2-N3	2.42	1.36	1.32
58	DX	5	MVA	CB-CA	2.55	1.57	1.54
56	BW	37	MIA	C5-C4	2.76	1.46	1.40
58	DX	6	2R1	C-CA	2.76	1.49	1.45
56	BW	46	7MG	C5-C4	2.95	1.46	1.39
56	DW	46	7MG	C5-C4	3.07	1.47	1.39
58	BX	6	2R1	C-CA	3.19	1.50	1.45
56	DY	46	7MG	C5-C4	3.26	1.47	1.39
56	BY	46	7MG	C5-C4	3.28	1.47	1.39
56	DW	37	MIA	C5-C4	3.29	1.47	1.40
56	DY	37	MIA	C5-C4	3.38	1.48	1.40
58	DX	6	2R1	CA-N	3.42	1.45	1.36
58	BX	6	2R1	CA-N	3.46	1.45	1.36
56	BY	37	MIA	C5-C4	3.60	1.48	1.40
58	DX	9	MVA	CB-CA	3.83	1.58	1.54
56	BW	46	7MG	C6-C5	3.93	1.47	1.41
56	DW	46	7MG	C6-C5	4.32	1.47	1.41
58	BX	10	2QY	CA-N	4.51	1.46	1.34
56	DY	46	7MG	C6-C5	4.61	1.48	1.41
56	BY	46	7MG	C6-C5	4.84	1.48	1.41

Continued on next page...

Continued from previous page...

Mol	Chain	Res	Type	Atoms	Z	Observed(Å)	Ideal(Å)
58	DX	10	2QY	CA-N	4.88	1.47	1.34
58	BX	10	2QY	C-CA	6.75	1.51	1.43
58	DX	10	2QY	C-CA	7.19	1.52	1.43

All (139) bond angle outliers are listed below:

Mol	Chain	Res	Type	Atoms	Z	Observed(°)	Ideal(°)
56	BW	54	5MU	C5-C4-N3	-9.40	117.46	125.35
56	DY	46	7MG	C5-C4-N3	-9.14	117.43	126.74
56	BY	46	7MG	C5-C4-N3	-8.91	117.66	126.74
56	BW	46	7MG	C5-C4-N3	-8.79	117.78	126.74
56	DW	46	7MG	C5-C4-N3	-8.12	118.47	126.74
56	BY	54	5MU	C5-C4-N3	-7.78	118.82	125.35
56	DY	54	5MU	C5-C4-N3	-7.55	119.01	125.35
56	DW	54	5MU	C5-C4-N3	-7.44	119.10	125.35
58	DX	10	2QY	O-C-CA	-7.33	115.35	125.59
56	BY	37	MIA	N3-C2-N1	-7.15	123.25	128.87
56	DY	37	MIA	N3-C2-N1	-6.99	123.38	128.87
58	BX	3	004	CB-CA-N	-6.67	96.92	112.53
56	BW	37	MIA	C11-S10-C2	-6.18	97.95	102.31
56	DW	39	PSU	C5-C1'-C2'	-5.54	106.03	115.44
56	BW	46	7MG	C5-C6-N1	-5.39	115.36	123.39
56	DY	46	7MG	C5-C6-N1	-5.05	115.87	123.39
58	BX	1	2QZ	OG1-CB-CA	-4.99	98.29	109.13
58	DX	10	2QY	CG-CB-CA	-4.91	121.97	130.62
56	DW	46	7MG	C5-C6-N1	-4.88	116.12	123.39
56	BY	46	7MG	C5-C6-N1	-4.88	116.13	123.39
56	DW	55	PSU	C5-C6-N1	-4.48	118.14	124.38
56	BW	32	PSU	C5-C1'-C2'	-4.44	107.90	115.44
56	BY	8	4SU	C5-C4-N3	-4.41	118.88	123.56
56	BW	32	PSU	C5-C6-N1	-4.31	118.37	124.38
56	DY	46	7MG	C8-N9-C1'	-3.91	110.68	122.43
58	BX	10	2QY	O-C-CA	-3.91	120.13	125.59
56	DY	8	4SU	C5-C4-N3	-3.62	119.72	123.56
56	BW	39	PSU	C5-C1'-C2'	-3.58	109.36	115.44
58	DX	1	2QZ	OG1-CB-CA	-3.54	101.44	109.13
56	BW	8	4SU	C5-C4-N3	-3.52	119.83	123.56
56	DY	55	PSU	C5-C6-N1	-3.51	119.48	124.38
58	DX	6	2R1	CG2-CB-CA	-3.45	118.85	123.64
56	BY	32	PSU	C5-C6-N1	-3.42	119.61	124.38
56	DW	37	MIA	C12-N6-C6	-3.37	119.56	123.46
58	BX	8	2R3	CO-OH-CZ	-3.34	109.79	117.51

Continued on next page...

Continued from previous page...

Mol	Chain	Res	Type	Atoms	Z	Observed(°)	Ideal(°)
58	BX	10	2QY	CE2-CD2-CG	-3.33	117.18	121.29
56	BW	46	7MG	C8-N9-C1'	-3.23	112.72	122.43
56	BY	55	PSU	C5-C6-N1	-3.21	119.91	124.38
56	BW	55	PSU	C5-C6-N1	-3.21	119.91	124.38
58	BX	6	2R1	O-C-CA	-3.20	118.97	125.33
56	DW	46	7MG	C8-N9-C1'	-3.19	112.85	122.43
56	DW	55	PSU	C5-C1'-C2'	-3.09	110.18	115.44
56	BY	39	PSU	C5-C1'-C2'	-3.07	110.22	115.44
56	BY	39	PSU	C5-C6-N1	-3.06	120.11	124.38
56	DW	39	PSU	O2'-C2'-C1'	-3.04	105.32	111.93
58	BX	10	2QY	CG-CB-CA	-3.01	125.32	130.62
56	DW	39	PSU	C5-C6-N1	-3.00	120.19	124.38
56	DY	32	PSU	C5-C6-N1	-2.97	120.24	124.38
56	BW	37	MIA	C5-C6-N1	-2.95	117.59	120.58
58	BX	8	2R3	CD2-CG-CB	-2.86	116.37	120.72
56	DW	37	MIA	C1'-N9-C4	-2.82	123.66	126.81
56	DW	8	4SU	C5-C4-N3	-2.80	120.59	123.56
56	BW	55	PSU	C5-C1'-C2'	-2.79	110.69	115.44
58	BX	1	2QZ	CN1-N-CA	-2.73	107.54	114.47
58	DX	8	2R3	CO-OH-CZ	-2.72	111.22	117.51
56	BY	46	7MG	C8-N9-C1'	-2.72	114.27	122.43
58	BX	1	2QZ	O-C-CA	-2.68	120.31	124.58
56	DW	37	MIA	N3-C2-N1	-2.65	121.96	126.84
56	DW	32	PSU	C5-C6-N1	-2.61	120.74	124.38
58	DX	1	2QZ	CG2-CB-CA	-2.59	108.71	112.50
58	DX	6	2R1	O-C-CA	-2.58	120.21	125.33
56	DY	39	PSU	C5-C6-N1	-2.57	120.80	124.38
56	DY	55	PSU	C5-C1'-C2'	-2.54	111.11	115.44
56	BY	55	PSU	C5-C1'-C2'	-2.51	111.17	115.44
56	BW	39	PSU	C5-C6-N1	-2.43	121.00	124.38
58	BX	8	2R3	CE1-CD1-CG	-2.41	118.72	121.20
58	BX	1	2QZ	CN2-N-CA	-2.34	108.52	114.47
58	DX	8	2R3	C-CA-N	-2.34	104.80	109.95
56	DW	37	MIA	C5-C6-N1	-2.32	118.22	120.58
58	DX	1	2QZ	CN1-N-CN2	-2.31	103.03	110.45
56	BW	46	7MG	C5-C4-N9	-2.26	102.59	106.25
58	DX	10	2QY	CE1-CD1-CG	-2.22	118.55	121.29
58	DX	1	2QZ	O-C-CA	-2.22	121.05	124.58
56	DY	32	PSU	C5-C1'-C2'	-2.19	111.72	115.44
58	BX	6	2R1	OD1-CG1-CD	-2.16	55.75	59.10
56	DW	46	7MG	C5-C4-N9	-2.15	102.77	106.25
58	DX	8	2R3	CD2-CG-CB	-2.13	117.49	120.72

Continued on next page...

Continued from previous page...

Mol	Chain	Res	Type	Atoms	Z	Observed(°)	Ideal(°)
56	BY	8	4SU	C6-N1-C2	-2.10	117.91	121.33
56	BW	37	MIA	C1'-N9-C4	-2.10	124.46	126.81
56	BW	37	MIA	N3-C2-N1	-2.01	123.13	126.84
56	BY	46	7MG	C2-N3-C4	2.03	120.28	114.50
58	BX	8	2R3	OB-CB-CA	2.06	112.63	107.44
58	DX	8	2R3	CD1-CG-CB	2.07	123.86	120.72
58	BX	3	004	C-CA-N	2.08	113.86	109.14
58	DX	10	2QY	CD1-CE1-CZ	2.10	122.28	119.86
58	BX	9	MVA	CG1-CB-CA	2.13	114.26	111.43
56	DY	46	7MG	C4-N9-C1'	2.14	131.73	126.65
58	BX	5	MVA	CN-N-CA	2.24	120.54	113.65
56	DY	39	PSU	O4'-C1'-C2'	2.24	107.11	104.69
58	DX	8	2R3	OB-CB-CA	2.24	113.08	107.44
56	BY	39	PSU	O4'-C1'-C2'	2.31	107.19	104.69
56	BW	39	PSU	O4'-C1'-C2'	2.36	107.24	104.69
58	DX	5	MVA	CB-CA-N	2.41	115.70	110.99
56	DY	55	PSU	O4'-C1'-C2'	2.49	107.38	104.69
58	DX	3	004	C-CA-N	2.54	114.89	109.14
56	DW	32	PSU	O4'-C1'-C2'	2.64	107.54	104.69
56	BY	55	PSU	O4'-C1'-C2'	2.65	107.56	104.69
56	BW	55	PSU	O4'-C1'-C2'	2.71	107.62	104.69
56	DY	32	PSU	O4'-C1'-C2'	2.72	107.63	104.69
58	BX	8	2R3	CE2-CD2-CG	2.80	124.09	121.20
56	BW	32	PSU	O4'-C1'-C2'	2.85	107.77	104.69
56	BY	32	PSU	O4'-C1'-C2'	2.85	107.78	104.69
58	BX	8	2R3	OB-CB-CG	2.87	117.59	111.22
56	DW	32	PSU	C4-C5-C1'	2.92	126.13	121.22
56	BW	37	MIA	C2-N1-C6	2.99	121.34	113.13
56	DW	55	PSU	O4'-C1'-C2'	3.02	107.96	104.69
56	BW	54	5MU	C5M-C5-C4	3.03	123.32	119.97
58	BX	9	MVA	CN-N-CA	3.08	123.15	113.65
58	BX	8	2R3	CD1-CG-CB	3.15	125.50	120.72
58	DX	9	MVA	CN-N-CA	3.27	123.73	113.65
56	DW	37	MIA	C2-N1-C6	3.33	122.28	113.13
58	BX	10	2QY	CD2-CG-CD1	3.69	123.15	117.62
56	BW	37	MIA	N6-C6-N1	3.95	123.26	118.55
56	BW	46	7MG	C6-N1-C2	5.60	122.44	115.88
56	DY	46	7MG	C6-N1-C2	5.70	122.56	115.88
56	BY	46	7MG	C6-N1-C2	5.74	122.60	115.88
56	DW	46	7MG	C6-N1-C2	6.09	123.02	115.88
56	DW	55	PSU	C4-N3-C2	6.46	120.55	115.16
56	DY	55	PSU	C4-N3-C2	6.65	120.70	115.16

Continued on next page...

Continued from previous page...

Mol	Chain	Res	Type	Atoms	Z	Observed(°)	Ideal(°)
56	DW	54	5MU	C4-N3-C2	6.72	120.77	115.16
56	BY	54	5MU	C4-N3-C2	6.77	120.80	115.16
56	BW	32	PSU	C4-N3-C2	6.78	120.81	115.16
56	DY	54	5MU	C4-N3-C2	6.82	120.85	115.16
56	DW	32	PSU	C4-N3-C2	6.90	120.91	115.16
56	BY	32	PSU	C4-N3-C2	7.00	121.00	115.16
56	BW	39	PSU	C4-N3-C2	7.12	121.09	115.16
56	BY	55	PSU	C4-N3-C2	7.14	121.12	115.16
56	DY	32	PSU	C4-N3-C2	7.20	121.16	115.16
56	BY	39	PSU	C4-N3-C2	7.30	121.25	115.16
56	DW	39	PSU	C4-N3-C2	7.35	121.29	115.16
56	BW	55	PSU	C4-N3-C2	7.35	121.29	115.16
56	DY	39	PSU	C4-N3-C2	7.86	121.72	115.16
56	BW	54	5MU	C4-N3-C2	8.43	122.19	115.16
56	DW	46	7MG	N3-C4-N9	9.11	138.76	126.98
56	BY	46	7MG	N3-C4-N9	9.25	138.95	126.98
56	DY	46	7MG	N3-C4-N9	9.72	139.55	126.98
56	BW	46	7MG	N3-C4-N9	9.77	139.62	126.98
58	DX	1	2QZ	OG1-CB-CG2	11.25	143.03	109.56
58	BX	1	2QZ	OG1-CB-CG2	11.56	143.95	109.56

There are no chirality outliers.

All (1) torsion outliers are listed below:

Mol	Chain	Res	Type	Atoms
56	DW	32	PSU	O4'-C1'-C5-C4

There are no ring outliers.

23 monomers are involved in 48 short contacts:

Mol	Chain	Res	Type	Clashes	Symm-Clashes
56	BW	32	PSU	1	0
56	BW	37	MIA	2	0
58	BX	10	2QY	1	0
58	BX	3	004	4	0
58	BX	5	MVA	2	0
58	BX	6	2R1	5	0
58	BX	8	2R3	2	0
58	BX	9	MVA	2	0
56	BY	8	4SU	1	0
56	DW	37	MIA	2	0

Continued on next page...

Continued from previous page...

Mol	Chain	Res	Type	Clashes	Symm-Clashes
56	DW	39	PSU	6	0
56	DW	54	5MU	1	0
56	DW	55	PSU	1	0
56	DW	8	4SU	1	0
58	DX	1	2QZ	2	0
58	DX	10	2QY	9	0
58	DX	3	004	1	0
58	DX	5	MVA	2	0
58	DX	6	2R1	2	0
58	DX	8	2R3	2	0
58	DX	9	MVA	4	0
56	DY	46	7MG	2	0
56	DY	55	PSU	3	0

5.5 Carbohydrates [i](#)

There are no carbohydrates in this entry.

5.6 Ligand geometry [i](#)

Of 2056 ligands modelled in this entry, 2052 are monoatomic - leaving 4 for Mogul analysis.

In the following table, the Counts columns list the number of bonds (or angles) for which Mogul statistics could be retrieved, the number of bonds (or angles) that are observed in the model and the number of bonds (or angles) that are defined in the chemical component dictionary. The Link column lists molecule types, if any, to which the group is linked. The Z score for a bond length (or angle) is the number of standard deviations the observed value is removed from the expected value. A bond length (or angle) with $|Z| > 2$ is considered an outlier worth inspection. RMSZ is the root-mean-square of all Z scores of the bond lengths (or angles).

Mol	Type	Chain	Res	Link	Bond lengths			Bond angles		
					Counts	RMSZ	$\# Z > 2$	Counts	RMSZ	$\# Z > 2$
61	SF4	BD	501	-	0,12,12	0.00	-	0,24,24	0.00	-
62	GDP	BZ	702	59	24,30,30	1.23	2 (8%)	26,47,47	2.32	7 (26%)
61	SF4	DD	501	37	0,12,12	0.00	-	0,24,24	0.00	-
62	GDP	DZ	703	59	24,30,30	1.21	2 (8%)	26,47,47	2.26	5 (19%)

In the following table, the Chirals column lists the number of chiral outliers, the number of chiral centers analysed, the number of these observed in the model and the number defined in the chemical component dictionary. Similar counts are reported in the Torsion and Rings columns. '-' means no outliers of that kind were identified.

Mol	Type	Chain	Res	Link	Chirals	Torsions	Rings
61	SF4	BD	501	-	-	0/0/48/48	0/6/5/5
62	GDP	BZ	702	59	-	0/12/32/32	0/3/3/3
61	SF4	DD	501	37	-	0/0/48/48	0/6/5/5
62	GDP	DZ	703	59	-	0/12/32/32	0/3/3/3

All (4) bond length outliers are listed below:

Mol	Chain	Res	Type	Atoms	Z	Observed(Å)	Ideal(Å)
62	DZ	703	GDP	C5-C4	3.24	1.47	1.40
62	DZ	703	GDP	C6-C5	3.29	1.48	1.41
62	BZ	702	GDP	C5-C4	3.38	1.48	1.40
62	BZ	702	GDP	C6-C5	3.44	1.48	1.41

All (12) bond angle outliers are listed below:

Mol	Chain	Res	Type	Atoms	Z	Observed(°)	Ideal(°)
62	BZ	702	GDP	C5-C6-N1	-5.93	115.77	123.52
62	DZ	703	GDP	C5-C6-N1	-5.21	116.72	123.52
62	DZ	703	GDP	C2'-C1'-N9	-4.18	102.27	113.47
62	DZ	703	GDP	C6-C5-C4	-3.75	116.58	120.86
62	DZ	703	GDP	N3-C2-N1	-3.45	122.87	127.56
62	BZ	702	GDP	N3-C2-N1	-3.10	123.34	127.56
62	BZ	702	GDP	C6-C5-C4	-2.71	117.76	120.86
62	BZ	702	GDP	C4'-O4'-C1'	-2.13	107.38	109.64
62	BZ	702	GDP	O3'-C3'-C2'	-2.07	105.17	111.86
62	BZ	702	GDP	O3B-PB-O2B	2.39	116.22	107.44
62	DZ	703	GDP	C6-N1-C2	6.66	123.68	115.88
62	BZ	702	GDP	C6-N1-C2	6.92	123.99	115.88

There are no chirality outliers.

There are no torsion outliers.

There are no ring outliers.

4 monomers are involved in 15 short contacts:

Mol	Chain	Res	Type	Clashes	Symm-Clashes
61	BD	501	SF4	1	0
62	BZ	702	GDP	5	0
61	DD	501	SF4	2	0
62	DZ	703	GDP	7	0

5.7 Other polymers [i](#)

There are no such residues in this entry.

5.8 Polymer linkage issues [i](#)

There are no chain breaks in this entry.

6 Fit of model and data ⓘ

6.1 Protein, DNA and RNA chains ⓘ

In the following table, the column labelled ‘#RSRZ> 2’ contains the number (and percentage) of RSRZ outliers, followed by percent RSRZ outliers for the chain as percentile scores relative to all X-ray entries and entries of similar resolution. The OWAB column contains the minimum, median, 95th percentile and maximum values of the occupancy-weighted average B-factor per residue. The column labelled ‘Q< 0.9’ lists the number of (and percentage) of residues with an average occupancy less than 0.9.

Mol	Chain	Analysed	<RSRZ>	#RSRZ>2			OWAB(Å ²)	Q<0.9
1	AA	2872/2915 (98%)	-0.03	95 (3%)	50	38	13, 31, 166, 313	0
1	CA	2868/2915 (98%)	0.08	122 (4%)	39	27	24, 55, 177, 331	0
2	AB	120/121 (99%)	-0.39	0	100	100	24, 47, 66, 112	0
2	CB	120/121 (99%)	0.03	1 (0%)	87	81	56, 104, 146, 178	0
3	AC	137/228 (60%)	5.85	122 (89%)	0	0	89, 187, 231, 259	0
3	CC	137/228 (60%)	8.44	136 (99%)	0	0	142, 205, 249, 270	0
4	AD	275/276 (99%)	-0.44	2 (0%)	89	84	8, 30, 56, 122	0
4	CD	275/276 (99%)	-0.35	2 (0%)	89	84	13, 44, 77, 134	0
5	AE	204/206 (99%)	-0.45	0	100	100	7, 31, 60, 100	0
5	CE	204/206 (99%)	-0.29	0	100	100	16, 51, 87, 143	0
6	AF	203/210 (96%)	-0.40	0	100	100	6, 32, 76, 141	0
6	CF	203/210 (96%)	-0.18	1 (0%)	91	88	20, 66, 123, 158	0
7	AG	181/182 (99%)	-0.27	2 (1%)	82	74	34, 67, 114, 180	0
7	CG	181/182 (99%)	0.82	27 (14%)	3	2	75, 125, 183, 211	0
8	AH	174/180 (96%)	-0.45	2 (1%)	82	74	21, 46, 74, 199	0
8	CH	174/180 (96%)	0.68	12 (6%)	20	11	52, 92, 139, 174	0
9	AK	130/173 (75%)	1.29	32 (24%)	1	0	65, 131, 198, 223	0
9	CK	130/173 (75%)	2.88	79 (60%)	0	0	85, 163, 212, 233	0
10	AL	66/147 (44%)	4.23	54 (81%)	0	0	112, 182, 229, 247	0
10	CL	66/147 (44%)	5.46	58 (87%)	0	0	105, 183, 232, 263	0
11	AN	140/140 (100%)	-0.56	0	100	100	11, 28, 57, 97	0
11	CN	140/140 (100%)	-0.12	3 (2%)	67	56	35, 59, 92, 143	0
12	AO	122/122 (100%)	-0.41	0	100	100	16, 35, 66, 93	0
12	CO	122/122 (100%)	-0.30	0	100	100	30, 49, 80, 94	0

Continued on next page...

Continued from previous page...

Mol	Chain	Analysed	<RSRZ>	#RSRZ>2	OWAB(Å ²)	Q<0.9
13	AP	149/150 (99%)	-0.33	0 100 100	8, 38, 78, 128	0
13	CP	149/150 (99%)	0.28	7 (4%) 35 24	26, 75, 123, 155	0
14	AQ	141/141 (100%)	-0.46	0 100 100	9, 32, 54, 99	0
14	CQ	141/141 (100%)	-0.26	1 (0%) 89 84	19, 63, 95, 146	0
15	AR	118/118 (100%)	-0.46	0 100 100	14, 27, 52, 76	0
15	CR	118/118 (100%)	-0.31	0 100 100	26, 49, 75, 106	0
16	AS	110/112 (98%)	-0.26	0 100 100	24, 47, 76, 86	0
16	CS	110/112 (98%)	0.66	8 (7%) 18 10	61, 96, 140, 166	0
17	AT	131/146 (89%)	-0.29	1 (0%) 87 81	20, 40, 95, 219	0
17	CT	131/146 (89%)	-0.20	1 (0%) 87 81	36, 56, 104, 152	0
18	AU	116/118 (98%)	-0.49	0 100 100	7, 22, 39, 87	0
18	CU	116/118 (98%)	-0.17	0 100 100	31, 55, 88, 107	0
19	AV	101/101 (100%)	-0.58	0 100 100	11, 27, 58, 77	0
19	CV	101/101 (100%)	-0.05	2 (1%) 68 58	29, 69, 102, 162	0
20	AW	112/113 (99%)	-0.45	0 100 100	10, 24, 49, 145	0
20	CW	112/113 (99%)	-0.20	0 100 100	26, 45, 76, 159	0
21	AX	95/96 (98%)	-0.46	0 100 100	12, 33, 64, 108	0
21	CX	95/96 (98%)	0.16	5 (5%) 30 20	37, 63, 100, 173	0
22	AY	107/110 (97%)	-0.39	1 (0%) 85 79	18, 43, 88, 120	0
22	CY	107/110 (97%)	0.57	9 (8%) 14 6	48, 81, 124, 171	0
23	AZ	185/206 (89%)	-0.43	0 100 100	28, 56, 94, 136	0
23	CZ	185/206 (89%)	0.39	13 (7%) 19 11	52, 98, 145, 175	0
24	A0	77/85 (90%)	-0.40	0 100 100	10, 31, 54, 82	0
24	C0	77/85 (90%)	0.29	4 (5%) 31 20	27, 69, 104, 127	0
25	A1	97/98 (98%)	-0.30	1 (1%) 84 77	15, 39, 80, 98	0
25	C1	97/98 (98%)	-0.15	1 (1%) 84 77	31, 56, 95, 144	0
26	A2	70/72 (97%)	-0.39	1 (1%) 78 69	15, 43, 65, 135	0
26	C2	70/72 (97%)	-0.02	1 (1%) 78 69	47, 79, 110, 151	0
27	A3	59/60 (98%)	-0.38	1 (1%) 73 63	11, 26, 53, 112	0
27	C3	59/60 (98%)	0.40	2 (3%) 49 36	31, 63, 103, 162	0
28	A4	69/71 (97%)	0.73	13 (18%) 2 1	47, 102, 188, 221	0

Continued on next page...

Continued from previous page...

Mol	Chain	Analysed	<RSRZ>	#RSRZ>2	OWAB(Å ²)	Q<0.9
28	C4	69/71 (97%)	1.35	21 (30%) 1 0	88, 158, 196, 229	0
29	A5	59/60 (98%)	-0.49	0 100 100	11, 23, 50, 68	0
29	C5	59/60 (98%)	-0.24	1 (1%) 73 63	16, 47, 82, 121	0
30	A6	53/54 (98%)	-0.42	0 100 100	17, 36, 62, 77	0
30	C6	53/54 (98%)	-0.10	0 100 100	41, 63, 86, 104	0
31	A7	48/49 (97%)	-0.33	1 (2%) 67 56	11, 21, 54, 100	0
31	C7	48/49 (97%)	-0.21	0 100 100	23, 36, 96, 120	0
32	A8	64/65 (98%)	-0.41	0 100 100	14, 26, 39, 63	0
32	C8	64/65 (98%)	-0.19	0 100 100	27, 53, 71, 94	0
33	A9	37/37 (100%)	-0.28	0 100 100	20, 33, 64, 67	0
33	C9	37/37 (100%)	0.05	0 100 100	44, 62, 90, 101	0
34	BA	1495/1521 (98%)	0.16	50 (3%) 50 38	24, 82, 180, 330	0
34	DA	1501/1521 (98%)	0.35	94 (6%) 23 14	40, 94, 207, 307	0
35	BB	231/256 (90%)	0.52	21 (9%) 11 6	53, 104, 167, 195	0
35	DB	231/256 (90%)	1.22	54 (23%) 1 1	67, 135, 197, 228	0
36	BC	206/239 (86%)	0.74	20 (9%) 10 5	74, 114, 169, 187	0
36	DC	206/239 (86%)	1.73	66 (32%) 1 0	88, 151, 198, 221	0
37	BD	208/209 (99%)	0.28	11 (5%) 30 20	54, 91, 141, 182	0
37	DD	208/209 (99%)	0.13	3 (1%) 78 69	53, 88, 134, 199	0
38	BE	148/162 (91%)	-0.08	0 100 100	37, 72, 110, 150	0
38	DE	148/162 (91%)	0.36	7 (4%) 35 24	43, 90, 131, 177	0
39	BF	100/101 (99%)	-0.12	0 100 100	43, 81, 124, 145	0
39	DF	100/101 (99%)	0.03	2 (2%) 68 58	49, 90, 133, 146	0
40	BG	155/156 (99%)	0.62	18 (11%) 6 3	66, 100, 155, 194	0
40	DG	155/156 (99%)	1.53	39 (25%) 1 0	81, 131, 178, 214	0
41	BH	137/138 (99%)	0.12	0 100 100	45, 73, 105, 121	0
41	DH	137/138 (99%)	0.36	7 (5%) 32 21	52, 92, 126, 160	0
42	BI	127/128 (99%)	1.39	31 (24%) 1 0	59, 115, 169, 192	0
42	DI	127/128 (99%)	2.50	71 (55%) 0 0	79, 154, 192, 248	0
43	BJ	97/105 (92%)	1.61	32 (32%) 0 0	75, 123, 173, 194	0
43	DJ	96/105 (91%)	2.41	51 (53%) 0 0	77, 160, 201, 221	0

Continued on next page...

Continued from previous page...

Mol	Chain	Analysed	<RSRZ>	#RSRZ>2	OWAB(Å ²)	Q<0.9
44	BK	114/129 (88%)	-0.27	1 (0%) 85 79	30, 73, 117, 125	0
44	DK	114/129 (88%)	0.24	2 (1%) 71 61	61, 93, 139, 170	0
45	BL	122/132 (92%)	-0.20	1 (0%) 87 81	27, 61, 88, 110	0
45	DL	122/132 (92%)	0.05	1 (0%) 87 81	41, 70, 101, 142	0
46	BM	117/126 (92%)	0.54	9 (7%) 16 8	62, 108, 154, 187	0
46	DM	116/126 (92%)	1.47	35 (30%) 1 0	64, 156, 202, 235	0
47	BN	60/61 (98%)	0.80	5 (8%) 14 7	60, 110, 153, 173	0
47	DN	60/61 (98%)	1.97	28 (46%) 0 0	95, 142, 192, 210	0
48	BO	88/89 (98%)	-0.17	0 100 100	36, 69, 107, 139	0
48	DO	88/89 (98%)	0.10	0 100 100	50, 83, 115, 140	0
49	BP	82/88 (93%)	0.20	2 (2%) 62 50	46, 81, 126, 151	0
49	DP	82/88 (93%)	0.31	2 (2%) 62 50	50, 76, 108, 121	0
50	BQ	99/105 (94%)	-0.09	0 100 100	46, 72, 103, 119	0
50	DQ	99/105 (94%)	0.23	1 (1%) 84 77	47, 80, 116, 148	0
51	BR	68/88 (77%)	0.26	2 (2%) 55 43	45, 71, 115, 136	0
51	DR	68/88 (77%)	0.53	6 (8%) 12 6	58, 90, 129, 147	0
52	BS	84/93 (90%)	2.01	37 (44%) 0 0	68, 127, 168, 222	0
52	DS	83/93 (89%)	3.10	59 (71%) 0 0	98, 164, 213, 222	0
53	BT	96/106 (90%)	0.31	2 (2%) 67 56	49, 84, 117, 160	0
53	DT	96/106 (90%)	0.17	3 (3%) 52 40	48, 81, 126, 145	0
54	BU	23/27 (85%)	1.32	6 (26%) 1 0	60, 100, 114, 154	0
54	DU	23/27 (85%)	2.79	17 (73%) 0 0	78, 134, 159, 181	0
55	BV	7/18 (38%)	1.27	2 (28%) 1 0	61, 69, 175, 190	0
55	DV	6/18 (33%)	1.83	3 (50%) 0 0	89, 95, 181, 204	0
56	BW	69/76 (90%)	0.31	3 (4%) 39 27	38, 69, 118, 210	0
56	BY	67/76 (88%)	4.20	64 (95%) 0 0	76, 232, 280, 304	0
56	DW	69/76 (90%)	0.58	1 (1%) 78 69	48, 108, 151, 254	0
56	DY	66/76 (86%)	6.50	66 (100%) 0 0	145, 283, 315, 338	0
57	BZ	728/758 (96%)	0.72	113 (15%) 3 1	38, 97, 190, 248	0
57	DZ	730/758 (96%)	1.49	242 (33%) 0 0	27, 113, 212, 264	0
58	BX	3/10 (30%)	-0.16	0 100 100	83, 83, 83, 83	0

Continued on next page...

Continued from previous page...

Mol	Chain	Analysed	<RSRZ>	#RSRZ>2		OWAB(Å ²)	Q<0.9
58	DX	3/10 (30%)	0.21	0	100 100	81, 81, 81, 81	0
All	All	22705/23918 (94%)	0.38	2135 (9%)	11 5	6, 70, 189, 338	0

All (2135) RSRZ outliers are listed below:

Mol	Chain	Res	Type	RSRZ
3	CC	166	ASN	26.9
3	CC	167	ASP	25.8
3	CC	179	ALA	25.2
3	AC	171	ALA	21.2
3	CC	175	PRO	19.3
10	CL	136	VAL	18.5
3	CC	171	ALA	17.5
3	CC	205	ALA	17.5
3	CC	35	THR	17.3
3	CC	165	ARG	16.8
3	CC	59	VAL	16.3
3	CC	159	ALA	16.1
3	CC	211	ARG	15.7
56	DY	1	G	15.6
1	CA	2111	C	15.5
9	AK	50	ARG	14.9
56	DY	36	A	14.4
3	CC	203	GLU	14.3
3	CC	218	THR	14.2
57	DZ	419	ALA	14.0
1	CA	2115	G	13.9
3	CC	178	LYS	13.9
10	AL	138	VAL	13.9
10	AL	135	GLY	13.7
3	CC	68	GLY	13.7
3	AC	52	PRO	13.6
56	DY	34	G	13.6
3	CC	209	PHE	13.5
3	AC	172	ILE	13.5
3	CC	183	PRO	13.4
10	CL	127	ILE	13.3
3	AC	164	PHE	13.3
56	DY	57	G	13.2
3	AC	49	GLY	13.1
3	AC	57	GLN	13.1
56	DY	73	A	12.9

Continued on next page...

Continued from previous page...

Mol	Chain	Res	Type	RSRZ
3	CC	204	GLY	12.9
57	DZ	89	ASP	12.7
3	CC	52	PRO	12.5
3	CC	180	SER	12.3
3	CC	207	GLY	12.3
3	CC	69	LEU	12.2
3	CC	28	ARG	12.2
57	BZ	419	ALA	12.1
3	CC	172	ILE	12.1
3	AC	200	HIS	12.0
3	AC	70	GLY	12.0
57	DZ	642	VAL	11.7
3	CC	71	LYS	11.6
1	CA	2110	G	11.6
3	CC	170	GLY	11.6
10	AL	136	VAL	11.5
9	CK	125	LEU	11.5
3	CC	57	GLN	11.4
56	DY	56	C	11.4
10	CL	135	GLY	11.3
56	DY	38	A	11.3
3	AC	176	VAL	11.2
57	DZ	417	THR	11.2
10	CL	115	LEU	11.2
3	CC	163	GLU	11.1
3	CC	213	VAL	11.1
3	AC	170	GLY	11.1
3	CC	160	GLY	11.0
3	CC	56	ASP	11.0
3	CC	210	LEU	10.9
9	CK	85	ASP	10.9
3	CC	23	ILE	10.9
3	CC	208	THR	10.8
1	CA	2118	U	10.8
3	CC	58	ASN	10.8
1	CA	2147	G	10.7
3	AC	159	ALA	10.7
3	CC	194	ILE	10.7
3	CC	174	ALA	10.6
3	CC	176	VAL	10.6
9	CK	89	ALA	10.6
3	CC	29	LEU	10.4

Continued on next page...

Continued from previous page...

Mol	Chain	Res	Type	RSRZ
3	AC	69	LEU	10.4
9	CK	50	ARG	10.4
57	DZ	422	GLU	10.4
3	CC	177	GLY	10.4
34	DA	1030(B)	C	10.4
3	CC	67	HIS	10.4
3	AC	71	LYS	10.3
3	CC	60	ARG	10.3
10	CL	131	ALA	10.3
56	DY	33	U	10.2
40	DG	156	TRP	10.2
1	CA	2179	C	10.1
3	AC	166	ASN	10.1
57	DZ	520	GLY	10.1
10	CL	88	ALA	10.1
57	DZ	426	GLN	10.1
3	AC	162	ILE	10.0
3	CC	64	SER	10.0
1	CA	2128	C	10.0
10	CL	82	ALA	9.9
1	CA	2112	G	9.8
10	CL	138	VAL	9.7
3	CC	39	ASP	9.7
3	CC	199	ALA	9.6
10	CL	133	SER	9.6
43	DJ	26	ALA	9.6
56	DY	35	A	9.5
3	AC	59	VAL	9.5
3	AC	183	PRO	9.5
1	AA	2168	C	9.5
1	CA	2123	G	9.5
3	AC	56	ASP	9.5
9	CK	96	PHE	9.5
1	CA	2146	C	9.4
1	AA	2167	C	9.4
3	CC	70	GLY	9.3
3	AC	177	GLY	9.3
10	CL	112	MET	9.2
3	CC	32	GLU	9.2
56	DY	62	C	9.1
3	AC	187	ALA	9.1
10	AL	127	ILE	9.1

Continued on next page...

Continued from previous page...

Mol	Chain	Res	Type	RSRZ
10	CL	83	GLY	9.1
9	CK	116	ILE	9.1
3	CC	65	LEU	9.1
3	CC	215	VAL	9.0
56	DY	29	G	9.0
3	AC	28	ARG	9.0
3	CC	226	ASN	9.0
3	AC	67	HIS	9.0
10	CL	108	ALA	8.9
3	AC	65	LEU	8.9
35	DB	122	PHE	8.9
57	DZ	634	MET	8.9
34	DA	1257	U	8.9
57	BZ	502	GLY	8.9
57	DZ	487	ILE	8.8
52	DS	12	ASP	8.8
3	CC	198	GLU	8.8
10	CL	126	MET	8.8
3	CC	4	HIS	8.7
57	DZ	498	ILE	8.7
3	CC	27	ALA	8.7
1	CA	2169	A	8.6
3	AC	53	ARG	8.6
56	DY	72	C	8.5
10	CL	98	ARG	8.5
3	CC	185	LYS	8.5
3	CC	18	ASN	8.5
34	BA	1002	G	8.5
3	AC	58	ASN	8.4
1	CA	2124	G	8.4
3	CC	26	ALA	8.4
56	BY	33	U	8.4
3	AC	167	ASP	8.4
57	DZ	527	ASN	8.3
57	DZ	488	THR	8.3
57	DZ	499	ARG	8.3
1	CA	2173	A	8.3
3	AC	197	LEU	8.3
17	AT	37	GLY	8.3
57	BZ	472	VAL	8.2
57	DZ	473	ASP	8.2
1	AA	2188	G	8.2

Continued on next page...

Continued from previous page...

Mol	Chain	Res	Type	RSRZ
34	BA	1036	G	8.2
56	DY	42	C	8.2
3	CC	54	ARG	8.2
1	AA	2166	U	8.1
43	DJ	10	GLY	8.1
3	AC	48	LEU	8.1
3	CC	168	LYS	8.1
3	CC	24	ASP	8.1
9	CK	54	ALA	8.1
3	CC	189	ASN	8.1
43	DJ	39	PRO	8.1
3	AC	161	ARG	8.1
3	CC	48	LEU	8.1
1	AA	2143	G	8.1
3	AC	32	GLU	8.1
3	CC	40	GLU	8.1
57	DZ	559	PRO	8.0
3	CC	193	PHE	8.0
3	CC	41	THR	8.0
36	BC	2	GLY	8.0
3	CC	182	PRO	8.0
43	DJ	27	ALA	7.9
3	AC	29	LEU	7.9
56	DY	28	G	7.9
3	CC	181	PHE	7.9
3	AC	60	ARG	7.9
1	AA	2134	G	7.9
3	CC	184	GLU	7.9
56	BY	35	A	7.9
57	DZ	404	VAL	7.9
36	DC	189	ALA	7.8
1	CA	2138	C	7.8
34	BA	1030(C)	G	7.8
57	DZ	91	THR	7.8
3	AC	220	GLY	7.7
3	CC	188	ASP	7.7
1	CA	2129	C	7.7
1	AA	2137	G	7.7
3	CC	11	LEU	7.7
34	BA	1030(B)	C	7.7
3	AC	188	ASP	7.7
3	AC	219	MET	7.7

Continued on next page...

Continued from previous page...

Mol	Chain	Res	Type	RSRZ
10	CL	123	ALA	7.7
10	CL	113	PRO	7.6
9	AK	54	ALA	7.6
34	DA	1036	G	7.6
3	AC	204	GLY	7.6
9	CK	124	ALA	7.6
9	CK	95	GLN	7.6
28	C4	67	TYR	7.6
40	DG	82	GLY	7.6
3	AC	192	ALA	7.6
56	DY	53	G	7.6
42	DI	27	THR	7.6
3	CC	164	PHE	7.5
1	CA	2174	C	7.5
9	AK	49	ALA	7.5
56	DY	30	G	7.5
3	CC	44	VAL	7.5
52	DS	30	LEU	7.5
3	CC	222	SER	7.5
57	DZ	425	SER	7.5
1	AA	2169	G	7.5
57	DZ	619	ASP	7.5
1	CA	2117	A	7.5
57	DZ	421	GLN	7.5
9	CK	51	LEU	7.5
3	AC	4	HIS	7.4
3	CC	62	THR	7.4
56	DY	2	C	7.4
1	CA	2142	C	7.4
56	DY	15	G	7.4
1	AA	2191	A	7.4
1	AA	2139	A	7.4
57	BZ	473	ASP	7.4
56	DY	19	G	7.4
3	AC	191	ARG	7.3
34	DA	1030(A)	G	7.3
36	DC	160	ALA	7.3
1	CA	2114	A	7.3
3	AC	194	ILE	7.3
57	BZ	599	PRO	7.3
1	CA	2109	U	7.3
1	CA	2122	U	7.3

Continued on next page...

Continued from previous page...

Mol	Chain	Res	Type	RSRZ
1	AA	2130	C	7.3
57	BZ	418	LYS	7.3
1	CA	2113	U	7.3
1	AA	2163	G	7.3
40	DG	79	ARG	7.2
57	DZ	420	ASP	7.2
3	CC	8	TYR	7.2
56	DY	43	C	7.1
3	CC	197	LEU	7.1
3	CC	42	VAL	7.1
47	BN	17	LYS	7.1
40	BG	156	TRP	7.1
57	DZ	584	ILE	7.1
1	CA	2168	G	7.1
3	CC	192	ALA	7.1
1	CA	2120	G	7.1
9	AK	89	ALA	7.1
57	BZ	90	PHE	7.0
57	DZ	598	ASP	7.0
9	CK	115	GLN	7.0
57	DZ	617	MET	7.0
57	DZ	423	LYS	7.0
3	AC	202	PRO	7.0
56	DY	14	A	7.0
3	AC	195	ARG	7.0
10	CL	130	SER	7.0
3	AC	174	ALA	7.0
57	DZ	415	PRO	7.0
1	CA	2156	G	7.0
10	CL	78	ILE	7.0
40	DG	83	ALA	6.9
10	CL	85	GLU	6.9
56	BY	34	G	6.9
10	CL	114	ASP	6.9
57	DZ	432	ALA	6.9
36	DC	159	GLY	6.9
34	DA	1030(D)	A	6.9
3	CC	169	THR	6.9
1	CA	2140	C	6.9
1	CA	2145	C	6.9
3	CC	34	ALA	6.9
56	DY	60	U	6.9

Continued on next page...

Continued from previous page...

Mol	Chain	Res	Type	RSRZ
10	AL	107	ILE	6.9
57	DZ	489	LYS	6.9
56	DY	4	C	6.9
1	CA	2116	G	6.8
3	CC	25	GLU	6.8
1	AA	2176	G	6.8
57	DZ	599	PRO	6.8
46	DM	98	VAL	6.8
34	BA	1026	G	6.8
56	BY	1	G	6.8
3	CC	195	ARG	6.8
42	DI	49	PRO	6.8
52	BS	33	THR	6.8
52	DS	80	TYR	6.7
57	DZ	538	TYR	6.7
10	CL	81	ALA	6.7
7	CG	2	PRO	6.7
10	CL	89	HIS	6.7
57	DZ	569	ASP	6.7
52	DS	49	ILE	6.7
42	DI	105	ASP	6.7
56	BY	56	C	6.6
52	DS	31	ILE	6.6
3	CC	201	LYS	6.6
3	CC	202	PRO	6.6
9	CK	129	PRO	6.6
52	DS	42	PRO	6.6
3	AC	198	GLU	6.6
9	AK	53	VAL	6.6
34	BA	1037	C	6.6
57	BZ	91	THR	6.5
9	AK	51	LEU	6.5
56	DY	58	A	6.5
52	DS	45	VAL	6.5
1	CA	2148	G	6.5
3	AC	199	ALA	6.5
3	AC	66	PRO	6.5
57	DZ	595	GLN	6.5
57	DZ	594	VAL	6.5
3	CC	186	LEU	6.5
10	AL	86	LYS	6.5
40	DG	80	VAL	6.5

Continued on next page...

Continued from previous page...

Mol	Chain	Res	Type	RSRZ
56	DY	75	C	6.5
1	AA	2190	G	6.5
10	AL	125	ARG	6.5
3	CC	200	HIS	6.5
46	DM	82	MET	6.5
1	CA	2108	C	6.5
1	CA	2141	G	6.5
34	DA	1030(C)	G	6.5
3	CC	49	GLY	6.4
3	AC	210	LEU	6.4
10	AL	93	ARG	6.4
34	BA	1032	G	6.4
56	DY	65	G	6.4
42	DI	18	PHE	6.4
3	CC	31	LYS	6.4
25	C1	2	SER	6.4
3	AC	217	THR	6.4
57	DZ	616	TYR	6.4
3	CC	190	ILE	6.4
57	DZ	601	ILE	6.4
43	BJ	72	VAL	6.4
56	DY	74	C	6.4
3	CC	187	ALA	6.4
40	BG	81	GLY	6.4
56	DY	22	G	6.4
3	CC	38	PHE	6.4
57	DZ	578	SER	6.4
7	CG	182	LYS	6.4
3	AC	179	ALA	6.4
1	AA	2181	G	6.4
56	DY	70	G	6.4
3	AC	54	ARG	6.3
56	BY	20	U	6.3
3	AC	190	ILE	6.3
40	BG	79	ARG	6.3
47	DN	17	LYS	6.3
36	DC	171	GLY	6.3
3	AC	26	ALA	6.3
10	CL	109	LYS	6.3
57	BZ	471	LYS	6.3
57	DZ	575	VAL	6.3
1	AA	935	C	6.3

Continued on next page...

Continued from previous page...

Mol	Chain	Res	Type	RSRZ
57	DZ	447	GLY	6.2
9	CK	53	VAL	6.2
57	DZ	641	GLN	6.2
57	BZ	89	ASP	6.2
56	DY	76	A	6.2
40	DG	78	ARG	6.2
56	DY	71	G	6.2
3	AC	46	ALA	6.2
42	DI	106	ALA	6.2
36	DC	154	SER	6.2
34	BA	1029	C	6.2
56	DY	3	C	6.2
42	DI	30	GLY	6.2
1	CA	2143	C	6.2
57	DZ	539	ILE	6.2
46	DM	92	HIS	6.1
57	DZ	580	MET	6.1
3	AC	196	ALA	6.1
3	CC	196	ALA	6.1
56	BY	24	G	6.1
56	DY	26	A	6.1
3	AC	61	GLY	6.1
3	AC	43	GLU	6.1
3	AC	35	THR	6.1
57	DZ	506	GLN	6.1
3	AC	173	HIS	6.1
1	CA	2127	G	6.1
3	CC	20	VAL	6.1
10	AL	114	ASP	6.1
42	DI	29	ASN	6.1
57	DZ	528	ALA	6.1
3	AC	55	SER	6.0
1	CA	2133	G	6.0
22	CY	1	MET	6.0
56	BY	29	G	6.0
57	BZ	503	GLY	6.0
57	DZ	510	VAL	6.0
57	DZ	683	VAL	6.0
1	AA	2142	G	6.0
1	CA	2121	G	6.0
10	CL	105	LEU	6.0
36	DC	87	LEU	6.0

Continued on next page...

Continued from previous page...

Mol	Chain	Res	Type	RSRZ
56	DY	52	G	6.0
1	AA	2187	G	5.9
57	DZ	686	LYS	5.9
10	AL	122	ALA	5.9
10	CL	79	ARG	5.9
3	AC	203	GLU	5.9
10	AL	137	GLU	5.9
3	CC	191	ARG	5.9
1	CA	2160	G	5.9
1	AA	2159	C	5.9
46	DM	13	LYS	5.9
42	DI	61	ALA	5.9
10	AL	133	SER	5.9
52	DS	4	SER	5.8
1	CA	2151	G	5.8
1	CA	2166	G	5.8
35	DB	229	VAL	5.8
9	CK	30	GLN	5.8
28	C4	27	THR	5.8
1	AA	2165	C	5.8
10	AL	89	HIS	5.8
3	AC	181	PHE	5.8
52	DS	24	ALA	5.8
57	DZ	688	ILE	5.8
3	CC	10	ALA	5.8
56	DY	64	A	5.8
56	DY	24	G	5.8
57	DZ	635	GLU	5.8
1	CA	2150	U	5.8
42	BI	19	LEU	5.8
3	AC	68	GLY	5.8
3	AC	160	GLY	5.8
3	CC	61	GLY	5.8
3	CC	63	VAL	5.7
36	DC	64	VAL	5.7
1	AA	2131	U	5.7
57	DZ	521	SER	5.7
57	DZ	593	ALA	5.7
3	AC	206	LYS	5.7
34	BA	1031	G	5.7
34	DA	1001(A)	G	5.7
57	DZ	90	PHE	5.7

Continued on next page...

Continued from previous page...

Mol	Chain	Res	Type	RSRZ
3	CC	219	MET	5.7
57	DZ	650	ALA	5.7
10	AL	129	GLY	5.7
57	BZ	538	TYR	5.7
3	AC	182	PRO	5.7
1	AA	2201	C	5.7
57	DZ	581	ALA	5.7
56	DY	23	A	5.7
56	DY	61	C	5.7
10	AL	120	LEU	5.7
10	CL	129	GLY	5.7
57	DZ	529	ILE	5.7
3	CC	45	HIS	5.7
34	DA	1532	U	5.7
57	BZ	449	THR	5.7
3	CC	37	LYS	5.7
1	CA	2180	U	5.7
52	BS	71	LEU	5.7
3	CC	55	SER	5.7
3	AC	221	PRO	5.6
56	BY	27	G	5.6
1	AA	1555	C	5.6
1	AA	2160	C	5.6
42	DI	99	LEU	5.6
1	AA	2138	G	5.6
34	DA	1026	G	5.6
43	DJ	72	VAL	5.6
56	DW	17	C	5.6
1	CA	2155	G	5.6
10	AL	84	LEU	5.6
10	CL	101	TRP	5.6
56	DY	44	G	5.6
42	DI	98	PRO	5.6
57	DZ	407	PRO	5.6
3	AC	211	ARG	5.6
57	DZ	567	LEU	5.6
56	DY	18	G	5.6
43	BJ	99	LYS	5.6
57	DZ	685	GLU	5.6
42	DI	103	THR	5.6
1	CA	1087	G	5.6
9	CK	99	SER	5.6

Continued on next page...

Continued from previous page...

Mol	Chain	Res	Type	RSRZ
3	CC	14	LYS	5.6
1	AA	2161	C	5.5
34	DA	1042	G	5.5
3	CC	36	ALA	5.5
9	CK	43	ALA	5.5
40	DG	154	TYR	5.5
56	DY	40	C	5.5
56	BY	28	G	5.5
3	CC	30	VAL	5.5
43	DJ	65	LEU	5.5
57	DZ	418	LYS	5.5
47	DN	35	ARG	5.5
28	A4	52	THR	5.5
3	AC	27	ALA	5.5
42	DI	5	TYR	5.5
1	AA	2189	U	5.5
57	BZ	417	THR	5.5
56	DY	9	A	5.5
57	DZ	577	SER	5.5
57	DZ	503	GLY	5.5
3	CC	227	PRO	5.5
56	BY	23	A	5.5
43	BJ	35	SER	5.5
56	BY	5	G	5.5
3	AC	175	PRO	5.5
3	AC	189	ASN	5.5
56	DY	27	G	5.5
9	CK	114	GLY	5.4
10	CL	110	GLN	5.4
56	DY	63	G	5.4
36	DC	155	GLY	5.4
34	BA	1003	G	5.4
57	BZ	412	ALA	5.4
9	CK	100	ASN	5.4
57	DZ	639	ASN	5.4
57	DZ	416	LYS	5.4
57	DZ	570	GLY	5.4
9	CK	52	PHE	5.4
10	CL	95	LYS	5.4
36	DC	190	ARG	5.4
34	BA	1001(A)	G	5.4
3	AC	23	ILE	5.3

Continued on next page...

Continued from previous page...

Mol	Chain	Res	Type	RSRZ
10	CL	107	ILE	5.3
56	DY	6	G	5.3
3	AC	25	GLU	5.3
40	DG	42	ILE	5.3
3	AC	34	ALA	5.3
52	BS	30	LEU	5.3
57	DZ	405	PRO	5.3
34	BA	1030(A)	G	5.3
1	AA	2183	C	5.3
1	CA	2157	G	5.3
40	DG	155	ARG	5.3
57	BZ	684	GLN	5.3
3	CC	21	TYR	5.3
57	BZ	477	GLY	5.3
1	AA	2174	G	5.3
57	BZ	685	GLU	5.3
52	BS	50	ALA	5.3
10	AL	78	ILE	5.3
35	DB	232	PRO	5.3
40	DG	24	THR	5.2
36	DC	103	VAL	5.2
57	DZ	504	ARG	5.2
35	DB	113	HIS	5.2
57	BZ	424	LEU	5.2
10	CL	137	GLU	5.2
1	AA	2135	U	5.2
57	BZ	422	GLU	5.2
1	CA	2154	G	5.2
3	CC	12	LEU	5.2
56	DY	41	C	5.2
57	DZ	462	ILE	5.2
3	AC	47	LYS	5.2
34	DA	1002	G	5.2
3	AC	44	VAL	5.2
1	AA	2151	C	5.1
54	DU	24	ARG	5.1
9	AK	88	ALA	5.1
43	DJ	74	ILE	5.1
1	CA	2135	A	5.1
3	AC	186	LEU	5.1
56	BY	19	G	5.1
46	DM	78	ILE	5.1

Continued on next page...

Continued from previous page...

Mol	Chain	Res	Type	RSRZ
9	AK	103	GLY	5.1
1	CA	2139	C	5.1
9	AK	105	PRO	5.1
9	CK	56	ASN	5.1
10	AL	95	LYS	5.1
1	CA	1509	C	5.1
57	BZ	227	ILE	5.1
3	AC	185	LYS	5.1
3	AC	21	TYR	5.1
56	BY	62	C	5.1
56	BY	36	A	5.0
3	AC	209	PHE	5.0
1	CA	229	A	5.0
34	BA	1035	A	5.0
47	DN	2	ALA	5.0
3	AC	165	ARG	5.0
54	DU	18	TYR	5.0
52	DS	13	ASP	5.0
56	BY	14	A	5.0
10	AL	97	GLY	5.0
10	CL	124	ALA	5.0
57	DZ	614	GLU	5.0
56	BY	57	G	5.0
1	CA	2170	A	5.0
3	CC	66	PRO	5.0
56	DY	66	U	5.0
3	CC	7	ARG	5.0
47	DN	25	VAL	5.0
34	BA	1028	C	5.0
56	BY	61	C	5.0
52	DS	61	TYR	4.9
10	AL	90	LYS	4.9
3	CC	13	GLU	4.9
43	DJ	47	PHE	4.9
3	CC	217	THR	4.9
52	DS	40	ILE	4.9
35	DB	139	LYS	4.9
57	DZ	571	SER	4.9
23	CZ	156	LYS	4.9
56	DY	69	G	4.9
3	AC	31	LYS	4.9
3	AC	50	ILE	4.9

Continued on next page...

Continued from previous page...

Mol	Chain	Res	Type	RSRZ
57	BZ	498	ILE	4.9
57	DZ	684	GLN	4.9
3	AC	218	THR	4.9
10	CL	93	ARG	4.9
10	AL	75	SER	4.9
42	DI	7	THR	4.9
47	DN	13	THR	4.9
1	AA	2162	C	4.9
56	BY	53	G	4.9
57	BZ	600	VAL	4.9
3	AC	11	LEU	4.9
16	CS	58	LEU	4.9
57	BZ	430	ARG	4.8
43	BJ	38	ILE	4.8
57	DZ	543	GLN	4.8
57	DZ	572	TYR	4.8
9	AK	104	ILE	4.8
43	DJ	6	ILE	4.8
34	BA	1030(D)	A	4.8
57	DZ	517	LEU	4.8
56	BY	38	A	4.8
56	DY	31	A	4.8
10	AL	124	ALA	4.8
1	CA	1083	U	4.8
9	CK	130	THR	4.8
57	DZ	653	PHE	4.8
10	CL	94	GLU	4.8
35	BB	133	LYS	4.8
10	CL	99	ILE	4.8
9	CK	57	THR	4.8
34	BA	1030	C	4.8
40	DG	153	HIS	4.8
57	DZ	618	GLY	4.7
3	CC	162	ILE	4.7
34	DA	1032	G	4.7
36	DC	89	GLU	4.7
56	BY	70	G	4.7
42	DI	6	GLY	4.7
1	CA	2104	G	4.7
1	CA	2125	G	4.7
1	CA	2159	G	4.7
3	AC	178	LYS	4.7

Continued on next page...

Continued from previous page...

Mol	Chain	Res	Type	RSRZ
42	DI	17	VAL	4.7
1	CA	2153	G	4.7
34	BA	1024	G	4.7
43	DJ	66	ARG	4.7
1	AA	2173	G	4.7
10	CL	122	ALA	4.7
9	CK	23	SER	4.7
22	AY	1	MET	4.7
3	AC	24	ASP	4.7
36	DC	39	ILE	4.7
43	BJ	98	ILE	4.7
34	DA	1034	G	4.7
3	AC	163	GLU	4.7
9	CK	84	GLU	4.7
1	CA	2126	A	4.7
42	DI	115	GLY	4.6
57	DZ	482	ALA	4.6
57	DZ	643	ILE	4.6
28	A4	54	GLY	4.6
52	DS	63	THR	4.6
1	AA	2164	C	4.6
1	AA	2136	A	4.6
1	AA	2180	A	4.6
34	DA	1035	A	4.6
56	DY	21	A	4.6
42	BI	46	ALA	4.6
43	BJ	96	ILE	4.6
1	CA	2132	U	4.6
10	CL	92	GLY	4.6
52	BS	61	TYR	4.6
1	AA	2132	G	4.6
1	AA	2175	G	4.6
57	BZ	476	VAL	4.6
1	AA	2153	G	4.6
3	AC	208	THR	4.6
36	DC	177	THR	4.6
47	DN	49	HIS	4.6
57	BZ	415	PRO	4.6
10	AL	82	ALA	4.6
57	DZ	556	ILE	4.6
42	DI	86	VAL	4.6
3	CC	212	SER	4.6

Continued on next page...

Continued from previous page...

Mol	Chain	Res	Type	RSRZ
57	DZ	621	ILE	4.6
56	DY	11	C	4.6
56	BY	21	A	4.5
57	DZ	435	ASP	4.5
9	AK	99	SER	4.5
1	AA	2133	C	4.5
3	AC	30	VAL	4.5
34	DA	1033	G	4.5
9	CK	49	ALA	4.5
35	DB	115	LEU	4.5
57	DZ	444	PRO	4.5
36	DC	200	ALA	4.5
1	CA	2149	G	4.5
56	BY	65	G	4.5
3	AC	205	ALA	4.5
9	CK	86	PRO	4.5
35	BB	237	ALA	4.5
1	AA	2182	G	4.5
9	CK	83	TYR	4.5
57	DZ	424	LEU	4.5
42	DI	83	ARG	4.5
1	CA	2178	C	4.5
56	BW	17	C	4.5
9	CK	103	GLY	4.5
56	BY	22	G	4.5
36	DC	77	ILE	4.4
43	DJ	98	ILE	4.4
10	AL	118	THR	4.4
57	BZ	594	VAL	4.4
42	DI	92	TYR	4.4
1	AA	1221	G	4.4
34	DA	1022	G	4.4
47	BN	16	PHE	4.4
57	DZ	541	ALA	4.4
57	DZ	508	GLY	4.4
1	CA	888	C	4.4
3	AC	168	LYS	4.4
57	DZ	561	VAL	4.4
9	CK	90	ALA	4.4
52	DS	53	ASN	4.4
56	BY	2	C	4.4
35	DB	165	VAL	4.4

Continued on next page...

Continued from previous page...

Mol	Chain	Res	Type	RSRZ
28	A4	66	SER	4.4
52	DS	6	LYS	4.4
46	DM	95	GLY	4.4
1	AA	2177	G	4.4
1	CA	2158	A	4.4
10	CL	80	LYS	4.4
28	A4	57	GLU	4.4
28	A4	68	ARG	4.4
56	BY	69	G	4.4
57	BZ	597	GLY	4.4
42	DI	84	ALA	4.4
57	BZ	423	LYS	4.4
10	AL	115	LEU	4.4
10	AL	76	TYR	4.4
10	AL	128	ALA	4.4
47	DN	34	TYR	4.4
43	DJ	73	ASP	4.4
56	BY	71	G	4.4
35	DB	112	VAL	4.4
56	BY	4	C	4.3
56	BY	6	G	4.3
57	BZ	474	ALA	4.3
3	AC	64	SER	4.3
3	CC	33	LEU	4.3
57	BZ	578	SER	4.3
1	AA	2152	U	4.3
42	DI	42	ARG	4.3
57	DZ	597	GLY	4.3
10	AL	85	GLU	4.3
52	DS	43	GLU	4.3
56	BY	12	U	4.3
35	BB	232	PRO	4.3
42	BI	81	ILE	4.3
57	BZ	437	THR	4.3
56	DY	12	U	4.3
3	CC	9	ARG	4.3
57	BZ	413	ILE	4.3
57	DZ	664	GLN	4.3
43	DJ	70	ARG	4.3
56	BW	44	G	4.3
3	CC	22	THR	4.3
1	AA	934	A	4.3

Continued on next page...

Continued from previous page...

Mol	Chain	Res	Type	RSRZ
57	DZ	509	HIS	4.3
8	CH	49	VAL	4.3
36	DC	199	LYS	4.3
52	BS	32	LYS	4.3
38	DE	45	PHE	4.2
1	CA	2144	U	4.2
1	AA	2178	G	4.2
52	DS	33	THR	4.2
10	CL	87	GLY	4.2
49	BP	19	ILE	4.2
56	BY	26	A	4.2
9	CK	102	LYS	4.2
3	CC	161	ARG	4.2
3	AC	14	LYS	4.2
57	DZ	662	LYS	4.2
3	CC	5	GLY	4.2
35	DB	227	GLY	4.2
52	DS	50	ALA	4.2
56	BY	3	C	4.2
56	BY	72	C	4.2
57	DZ	612	THR	4.2
3	AC	201	LYS	4.2
35	DB	132	LYS	4.2
56	BY	40	C	4.2
57	DZ	615	GLU	4.2
1	CA	1067	A	4.2
3	CC	6	LYS	4.2
3	AC	12	LEU	4.1
28	C4	68	ARG	4.1
46	DM	103	THR	4.1
56	BY	64	A	4.1
10	AL	126	MET	4.1
34	BA	1027	C	4.1
43	BJ	100	THR	4.1
36	DC	47	LEU	4.1
53	BT	9	ASN	4.1
43	DJ	71	LEU	4.1
35	BB	132	LYS	4.1
56	BY	31	A	4.1
56	BY	45	U	4.1
57	BZ	596	LYS	4.1
35	DB	33	TYR	4.1

Continued on next page...

Continued from previous page...

Mol	Chain	Res	Type	RSRZ
10	AL	94	GLU	4.1
36	DC	206	GLU	4.1
57	DZ	626	ALA	4.1
40	BG	85	TYR	4.1
42	DI	62	TYR	4.1
56	DY	5	G	4.1
57	DZ	472	VAL	4.1
57	DZ	461	ILE	4.1
1	CA	2164	C	4.1
42	DI	64	THR	4.1
57	DZ	486	THR	4.1
43	BJ	5	ARG	4.1
57	DZ	655	TYR	4.1
52	DS	32	LYS	4.1
57	BZ	681	LYS	4.1
10	AL	99	ILE	4.1
56	BY	60	U	4.1
57	DZ	427	ALA	4.1
43	DJ	22	LYS	4.1
35	DB	7	VAL	4.1
1	CA	2181	G	4.1
42	DI	15	ALA	4.1
46	DM	90	LEU	4.0
3	CC	43	GLU	4.0
57	DZ	474	ALA	4.0
56	BY	58	A	4.0
43	BJ	34	VAL	4.0
52	BS	80	TYR	4.0
57	DZ	523	PHE	4.0
28	A4	65	ASP	4.0
54	DU	14	TRP	4.0
1	CA	2167	U	4.0
43	BJ	7	LYS	4.0
9	AK	47	ASN	4.0
42	DI	53	VAL	4.0
24	C0	75	LEU	4.0
57	DZ	429	ALA	4.0
56	DY	59	U	4.0
37	BD	9	CYS	4.0
42	DI	19	LEU	4.0
34	DA	994	A	4.0
3	CC	216	THR	4.0

Continued on next page...

Continued from previous page...

Mol	Chain	Res	Type	RSRZ
9	CK	126	ALA	4.0
52	BS	72	GLY	4.0
34	BA	1034	G	4.0
10	AL	92	GLY	4.0
1	CA	2105	C	4.0
52	BS	56	GLN	4.0
57	DZ	507	TYR	4.0
56	BY	74	C	3.9
57	BZ	420	ASP	3.9
9	CK	131	MET	3.9
57	BZ	414	GLU	3.9
57	DZ	681	LYS	3.9
10	AL	104	VAL	3.9
56	DY	7	A	3.9
57	DZ	677	GLN	3.9
10	AL	88	ALA	3.9
54	DU	6	ARG	3.9
10	CL	118	THR	3.9
3	AC	38	PHE	3.9
23	CZ	155	LEU	3.9
42	DI	2	GLU	3.9
34	DA	1021	G	3.9
42	DI	26	VAL	3.9
52	DS	79	THR	3.9
57	BZ	689	LYS	3.9
3	AC	42	VAL	3.9
7	CG	15	VAL	3.9
42	BI	98	PRO	3.9
10	AL	117	THR	3.9
34	DA	1261	A	3.9
34	DA	1027	C	3.9
57	DZ	600	VAL	3.9
57	DZ	557	GLY	3.9
28	C4	29	PRO	3.9
54	DU	23	PRO	3.9
1	AA	2207	C	3.9
40	DG	18	TYR	3.8
42	DI	36	TYR	3.8
56	BY	7	A	3.8
52	DS	47	HIS	3.8
56	BY	13	C	3.8
43	DJ	34	VAL	3.8

Continued on next page...

Continued from previous page...

Mol	Chain	Res	Type	RSRZ
56	BY	44	G	3.8
57	DZ	522	GLY	3.8
36	DC	32	LEU	3.8
52	BS	29	ARG	3.8
34	DA	1043	C	3.8
3	CC	51	ASP	3.8
1	CA	2165	G	3.8
10	CL	102	GLU	3.8
34	DA	1150	U	3.8
10	AL	132	ARG	3.8
40	BG	82	GLY	3.8
3	AC	6	LYS	3.8
57	DZ	623	ASP	3.8
38	DE	31	LEU	3.8
52	DS	27	GLU	3.8
10	AL	91	PRO	3.8
56	BY	15	G	3.8
57	DZ	512	ILE	3.8
35	DB	136	VAL	3.8
43	DJ	46	ARG	3.8
52	BS	60	VAL	3.8
57	DZ	406	GLU	3.8
10	AL	131	ALA	3.8
57	DZ	402	ILE	3.8
10	AL	79	ARG	3.8
35	DB	143	GLU	3.8
36	BC	160	ALA	3.8
57	BZ	447	GLY	3.8
43	BJ	23	ILE	3.8
57	DZ	493	VAL	3.8
57	BZ	231	TYR	3.7
40	DG	7	ALA	3.7
57	DZ	500	GLN	3.7
10	AL	101	TRP	3.7
34	BA	1033	G	3.7
3	AC	226	ASN	3.7
57	DZ	502	GLY	3.7
57	BZ	448	GLN	3.7
52	DS	82	GLY	3.7
1	CA	887	A	3.7
43	BJ	4	ILE	3.7
1	AA	2203	G	3.7

Continued on next page...

Continued from previous page...

Mol	Chain	Res	Type	RSRZ
35	DB	228	GLY	3.7
3	CC	17	PRO	3.7
28	C4	52	THR	3.7
57	DZ	446	THR	3.7
57	DZ	640	ALA	3.7
43	DJ	9	ARG	3.7
57	DZ	411	VAL	3.7
1	CA	2175	C	3.7
34	DA	1037	C	3.7
10	AL	116	ASN	3.7
52	DS	81	ARG	3.7
34	DA	1044	A	3.7
57	BZ	421	GLN	3.7
57	DZ	443	HIS	3.7
46	DM	42	ALA	3.7
10	CL	84	LEU	3.7
29	C5	60	VAL	3.7
57	DZ	687	LEU	3.7
57	DZ	562	ASP	3.7
9	CK	110	GLY	3.7
35	DB	101	MET	3.7
1	CA	1095	A	3.7
1	CA	2134	A	3.7
57	DZ	589	ALA	3.7
43	BJ	8	LEU	3.7
52	DS	71	LEU	3.7
3	AC	9	ARG	3.6
56	BY	49	C	3.6
34	DA	1001	A	3.6
55	BV	12	A	3.6
7	CG	19	LEU	3.6
52	DS	60	VAL	3.6
3	AC	62	THR	3.6
3	CC	53	ARG	3.6
43	DJ	43	ARG	3.6
34	DA	1040	U	3.6
35	DB	48	MET	3.6
9	CK	34	ALA	3.6
34	DA	1038	C	3.6
52	DS	69	HIS	3.6
57	DZ	540	PRO	3.6
40	DG	31	MET	3.6

Continued on next page...

Continued from previous page...

Mol	Chain	Res	Type	RSRZ
1	CA	2152	G	3.6
57	BZ	468	ARG	3.6
57	DZ	645	ALA	3.6
35	DB	118	LEU	3.6
35	DB	127	ILE	3.6
42	BI	4	TYR	3.6
42	DI	21	PRO	3.6
57	DZ	471	LYS	3.6
35	BB	122	PHE	3.6
52	DS	64	GLU	3.6
43	DJ	53	PRO	3.6
56	DY	47	U	3.6
35	DB	152	PHE	3.6
40	DG	89	MET	3.6
1	CA	1066	U	3.6
9	AK	83	TYR	3.6
54	DU	5	ASP	3.6
9	AK	131	MET	3.6
57	DZ	494	GLU	3.6
57	BZ	504	ARG	3.6
57	BZ	529	ILE	3.5
57	BZ	500	GLN	3.5
10	CL	76	TYR	3.5
34	BA	1136	U	3.5
56	DY	13	C	3.5
56	DY	45	U	3.5
52	DS	26	GLY	3.5
52	BS	4	SER	3.5
57	BZ	425	SER	3.5
52	DS	77	THR	3.5
9	AK	85	ASP	3.5
1	AA	2186	C	3.5
1	CA	2177	C	3.5
34	BA	1137	C	3.5
52	BS	43	GLU	3.5
3	AC	33	LEU	3.5
57	BZ	481	VAL	3.5
9	CK	113	GLN	3.5
1	AA	2126	G	3.5
28	C4	30	GLU	3.5
57	BZ	470	PHE	3.5
41	DH	112	LEU	3.5

Continued on next page...

Continued from previous page...

Mol	Chain	Res	Type	RSRZ
1	CA	2130	U	3.5
9	AK	77	PRO	3.5
52	BS	59	PRO	3.5
56	BY	63	G	3.5
10	AL	96	VAL	3.5
3	AC	13	GLU	3.5
3	AC	193	PHE	3.5
57	DZ	558	PHE	3.5
54	DU	16	GLY	3.5
57	BZ	475	ASN	3.5
7	CG	157	ILE	3.5
1	CA	1078	U	3.5
1	AA	2158	C	3.5
3	CC	15	VAL	3.5
10	CL	111	LYS	3.5
42	DI	89	ASN	3.5
57	BZ	579	GLU	3.5
36	DC	120	VAL	3.5
1	AA	2155	G	3.5
34	BA	1044	A	3.5
56	BY	73	A	3.5
42	DI	110	GLU	3.4
57	DZ	233	GLU	3.4
3	CC	47	LYS	3.4
54	DU	3	LYS	3.4
54	DU	7	ARG	3.4
57	DZ	225	GLU	3.4
9	CK	111	LEU	3.4
36	BC	91	LEU	3.4
43	BJ	71	LEU	3.4
9	CK	88	ALA	3.4
52	BS	48	THR	3.4
36	BC	39	ILE	3.4
36	DC	152	ILE	3.4
34	DA	999	C	3.4
55	DV	14	A	3.4
1	AA	2170	G	3.4
7	CG	29	TRP	3.4
36	DC	184	TYR	3.4
43	DJ	78	ASN	3.4
56	BY	52	G	3.4
28	C4	8	LYS	3.4

Continued on next page...

Continued from previous page...

Mol	Chain	Res	Type	RSRZ
52	DS	25	LYS	3.4
43	DJ	54	PHE	3.4
57	DZ	644	ARG	3.4
34	BA	1025	U	3.4
35	DB	10	LEU	3.4
57	BZ	466	LEU	3.4
57	DZ	588	MET	3.4
3	AC	18	ASN	3.4
47	DN	18	VAL	3.4
28	C4	59	PHE	3.4
57	DZ	470	PHE	3.4
9	CK	40	LEU	3.4
35	DB	230	VAL	3.4
36	DC	95	THR	3.4
54	DU	15	ARG	3.4
1	CA	2161	C	3.4
56	DY	25	C	3.4
10	CL	125	ARG	3.4
35	DB	9	GLU	3.4
34	DA	1041	A	3.4
22	CY	88	LYS	3.4
57	DZ	511	LYS	3.4
1	AA	2211	U	3.4
1	AA	2210	C	3.4
34	BA	999	C	3.4
34	DA	1030	C	3.4
47	DN	19	ARG	3.4
1	CA	2119	A	3.4
57	DZ	448	GLN	3.4
46	DM	73	GLU	3.4
46	DM	97	PRO	3.4
56	DY	68	C	3.4
57	BZ	581	ALA	3.4
57	DZ	93	GLU	3.4
1	AA	2200	C	3.4
9	CK	4	LYS	3.4
52	DS	67	VAL	3.4
3	AC	41	THR	3.4
42	DI	56	LEU	3.3
52	DS	56	GLN	3.3
10	CL	140	GLY	3.3
57	BZ	588	MET	3.3

Continued on next page...

Continued from previous page...

Mol	Chain	Res	Type	RSRZ
57	DZ	463	VAL	3.3
34	DA	1202	G	3.3
35	DB	140	HIS	3.3
7	CG	179	PRO	3.3
9	AK	48	GLY	3.3
34	DA	1363	C	3.3
57	DZ	637	ARG	3.3
3	AC	51	ASP	3.3
40	DG	85	TYR	3.3
56	BY	30	G	3.3
57	BZ	435	ASP	3.3
46	DM	81	LEU	3.3
9	CK	24	PHE	3.3
36	DC	121	ALA	3.3
57	BZ	535	PRO	3.3
40	DG	77	SER	3.3
1	CA	2162	G	3.3
10	AL	77	LEU	3.3
42	DI	81	ILE	3.3
28	C4	49	PHE	3.3
57	DZ	689	LYS	3.3
34	DA	1092	A	3.3
34	BA	1006	C	3.3
36	DC	188	LEU	3.3
1	CA	2189	U	3.3
56	BY	47	U	3.3
3	AC	10	ALA	3.3
3	AC	169	THR	3.3
43	BJ	24	VAL	3.3
57	BZ	493	VAL	3.3
57	BZ	582	PHE	3.3
1	CA	652(B)	A	3.3
40	DG	16	LEU	3.3
57	DZ	596	LYS	3.3
52	DS	62	ILE	3.3
36	DC	35	GLU	3.3
35	BB	233	SER	3.3
35	DB	187	LEU	3.3
9	CK	15	GLU	3.3
10	AL	108	ALA	3.3
57	BZ	501	THR	3.3
57	DZ	636	PRO	3.3

Continued on next page...

Continued from previous page...

Mol	Chain	Res	Type	RSRZ
52	DS	3	ARG	3.3
57	BZ	576	ASP	3.3
1	AA	2141	A	3.3
42	DI	88	TYR	3.3
57	BZ	586	GLY	3.3
34	DA	1140	C	3.3
52	BS	74	PHE	3.3
42	BI	99	LEU	3.3
43	BJ	73	ASP	3.3
34	BA	1005	A	3.2
57	DZ	534	ILE	3.2
42	BI	20	ARG	3.2
35	DB	138	LEU	3.2
44	DK	16	SER	3.2
3	CC	214	TYR	3.2
9	CK	97	ALA	3.2
56	BY	25	C	3.2
52	DS	34	TRP	3.2
1	CA	1081	U	3.2
52	BS	38	SER	3.2
36	DC	61	ALA	3.2
40	DG	40	ALA	3.2
34	DA	1031	G	3.2
34	DA	1258	G	3.2
56	BY	42	C	3.2
1	AA	2148	A	3.2
10	AL	140	GLY	3.2
52	BS	84	GLY	3.2
57	DZ	611	THR	3.2
47	DN	16	PHE	3.2
52	DS	10	PHE	3.2
3	AC	214	TYR	3.2
21	CX	69	TYR	3.2
57	BZ	530	VAL	3.2
1	CA	2131	G	3.2
34	DA	1023	G	3.2
34	BA	1004	A	3.2
52	BS	40	ILE	3.2
1	AA	2179	G	3.2
47	DN	36	PHE	3.2
1	AA	2154	U	3.2
56	DY	51	U	3.2

Continued on next page...

Continued from previous page...

Mol	Chain	Res	Type	RSRZ
43	DJ	21	GLN	3.2
1	CA	2137	C	3.2
1	AA	2156	A	3.2
47	DN	41	ARG	3.2
36	DC	194	GLY	3.2
43	BJ	10	GLY	3.2
57	DZ	638	GLY	3.2
57	DZ	497	PHE	3.2
35	BB	231	GLU	3.2
28	A4	58	ARG	3.2
55	DV	13	A	3.2
57	DZ	40	HIS	3.2
43	DJ	77	PRO	3.2
9	CK	133	GLU	3.2
57	DZ	537	GLU	3.2
57	DZ	579	GLU	3.2
9	CK	39	ALA	3.1
42	BI	82	ALA	3.1
46	DM	7	VAL	3.1
42	DI	4	TYR	3.1
52	DS	44	MET	3.1
57	DZ	229	LEU	3.1
35	DB	35	GLU	3.1
57	DZ	430	ARG	3.1
36	DC	198	VAL	3.1
54	DU	2	GLY	3.1
57	BZ	428	LEU	3.1
57	BZ	639	ASN	3.1
7	AG	48	GLU	3.1
57	BZ	436	PRO	3.1
57	DZ	516	PRO	3.1
42	DI	11	LYS	3.1
34	BA	204	U	3.1
47	BN	2	ALA	3.1
57	DZ	585	ALA	3.1
54	DU	8	THR	3.1
54	DU	17	THR	3.1
52	DS	74	PHE	3.1
34	DA	1013	G	3.1
57	DZ	322	VAL	3.1
42	BI	3	GLN	3.1
9	CK	65	GLU	3.1

Continued on next page...

Continued from previous page...

Mol	Chain	Res	Type	RSRZ
43	BJ	25	GLU	3.1
57	DZ	548	GLU	3.1
57	BZ	653	PHE	3.1
1	AA	2192	A	3.1
42	DI	13	ALA	3.1
42	DI	87	GLN	3.1
1	CA	889	C	3.1
52	DS	36	ARG	3.1
57	DZ	468	ARG	3.1
10	AL	134	MET	3.1
43	DJ	30	SER	3.1
52	BS	31	ILE	3.1
57	DZ	408	VAL	3.1
34	DA	980	C	3.1
23	CZ	9	TYR	3.1
9	CK	77	PRO	3.1
9	AK	90	ALA	3.1
43	DJ	61	GLU	3.1
7	CG	126	ASP	3.1
40	DG	84	ASN	3.1
40	BG	56	GLN	3.1
57	DZ	547	GLU	3.1
1	AA	2202	U	3.1
34	BA	1257	U	3.1
42	BI	106	ALA	3.1
56	BY	9	A	3.1
42	BI	62	TYR	3.1
40	DG	37	ASN	3.1
52	BS	26	GLY	3.1
36	DC	162	GLN	3.1
57	DZ	682	GLN	3.1
37	DD	30	LYS	3.0
57	DZ	457	LEU	3.0
57	DZ	654	GLY	3.0
27	C3	60	GLU	3.0
35	DB	16	HIS	3.0
36	BC	206	GLU	3.0
42	DI	54	ASP	3.0
43	BJ	62	HIS	3.0
7	CG	77	ILE	3.0
10	AL	111	LYS	3.0
34	DA	1260	C	3.0

Continued on next page...

Continued from previous page...

Mol	Chain	Res	Type	RSRZ
44	DK	25	TYR	3.0
57	BZ	507	TYR	3.0
52	DS	48	THR	3.0
9	CK	112	LEU	3.0
36	BC	190	ARG	3.0
37	BD	156	GLU	3.0
47	DN	38	GLY	3.0
57	DZ	544	LYS	3.0
1	AA	218	A	3.0
43	BJ	37	PRO	3.0
57	DZ	475	ASN	3.0
57	DZ	666	ARG	3.0
57	DZ	414	GLU	3.0
41	DH	98	LYS	3.0
1	AA	2123	G	3.0
47	DN	12	ARG	3.0
13	CP	134	ALA	3.0
34	BA	1039	C	3.0
1	CA	2172	U	3.0
57	DZ	449	THR	3.0
57	DZ	663	THR	3.0
52	DS	38	SER	3.0
57	DZ	629	GLY	3.0
3	CC	225	ILE	3.0
10	CL	134	MET	3.0
1	CA	2136	C	3.0
28	A4	53	GLU	3.0
57	DZ	661	SER	3.0
57	BZ	590	ILE	3.0
57	DZ	630	GLN	3.0
1	AA	2184	G	3.0
1	AA	2204	G	3.0
40	BG	83	ALA	3.0
9	CK	109	SER	3.0
46	BM	83	ASP	3.0
36	DC	66	VAL	3.0
36	DC	12	LEU	3.0
36	DC	43	LEU	3.0
51	DR	66	LEU	3.0
1	CA	1104	C	3.0
36	DC	165	THR	3.0
42	BI	95	LYS	3.0

Continued on next page...

Continued from previous page...

Mol	Chain	Res	Type	RSRZ
3	CC	16	ASP	3.0
35	BB	135	GLN	3.0
9	CK	117	LEU	2.9
43	DJ	99	LYS	2.9
46	DM	85	GLY	2.9
1	CA	652(U)	G	2.9
8	CH	29	PRO	2.9
43	DJ	18	ALA	2.9
57	DZ	428	LEU	2.9
37	DD	2	GLY	2.9
7	CG	76	SER	2.9
40	DG	9	VAL	2.9
52	BS	44	MET	2.9
1	CA	900	A	2.9
28	A4	59	PHE	2.9
3	CC	220	GLY	2.9
46	BM	34	LEU	2.9
36	BC	193	TYR	2.9
19	CV	92	THR	2.9
34	DA	1007	C	2.9
36	DC	191	THR	2.9
46	DM	99	ARG	2.9
3	AC	63	VAL	2.9
57	DZ	476	VAL	2.9
43	BJ	85	LEU	2.9
47	BN	14	PRO	2.9
3	CC	19	LYS	2.9
1	CA	652(D)	C	2.9
9	AK	26	LEU	2.9
36	DC	168	ALA	2.9
9	CK	108	LYS	2.9
54	BU	18	TYR	2.9
40	BG	155	ARG	2.9
52	BS	63	THR	2.9
9	CK	44	LEU	2.9
57	DZ	531	GLY	2.9
34	DA	1024	G	2.9
53	DT	55	ILE	2.9
41	DH	97	VAL	2.9
25	A1	2	SER	2.9
42	BI	102	LEU	2.9
46	DM	100	GLY	2.9

Continued on next page...

Continued from previous page...

Mol	Chain	Res	Type	RSRZ
57	DZ	586	GLY	2.9
57	DZ	587	SER	2.9
34	DA	1028	C	2.9
52	DS	65	ASN	2.9
56	BY	18	G	2.9
35	DB	163	PHE	2.9
57	DZ	514	VAL	2.9
35	DB	207	ALA	2.9
36	BC	127	ARG	2.9
43	DJ	8	LEU	2.9
43	DJ	15	THR	2.9
57	BZ	194	THR	2.9
57	DZ	439	ARG	2.9
8	CH	111	HIS	2.9
57	DZ	436	PRO	2.9
26	C2	52	ASP	2.9
37	BD	179	GLU	2.9
9	CK	107	VAL	2.9
42	BI	17	VAL	2.9
1	CA	1068	G	2.9
34	BA	1040	U	2.8
28	C4	28	LYS	2.8
28	C4	32	TYR	2.8
57	DZ	434	GLU	2.8
57	DZ	464	ASP	2.8
35	BB	130	ARG	2.8
46	BM	93	ARG	2.8
7	CG	58	GLN	2.8
54	BU	23	PRO	2.8
57	BZ	444	PRO	2.8
35	DB	97	TRP	2.8
40	DG	8	GLU	2.8
4	CD	262	ARG	2.8
28	C4	19	GLY	2.8
41	DH	131	GLY	2.8
43	BJ	27	ALA	2.8
1	CA	1065	U	2.8
1	CA	2107	C	2.8
1	CA	2833	G	2.8
57	BZ	540	PRO	2.8
34	BA	1043	C	2.8
57	DZ	525	PHE	2.8

Continued on next page...

Continued from previous page...

Mol	Chain	Res	Type	RSRZ
57	DZ	568	TYR	2.8
8	CH	107	VAL	2.8
9	CK	26	LEU	2.8
10	CL	103	GLN	2.8
3	AC	222	SER	2.8
57	DZ	85	PRO	2.8
10	AL	83	GLY	2.8
43	DJ	38	ILE	2.8
7	CG	34	LEU	2.8
43	DJ	5	ARG	2.8
37	BD	18	LYS	2.8
43	DJ	59	SER	2.8
36	DC	81	GLY	2.8
9	CK	132	ASP	2.8
51	DR	56	THR	2.8
22	CY	55	TYR	2.8
57	DZ	555	LEU	2.8
9	CK	55	LYS	2.8
56	BY	50	U	2.8
9	CK	48	GLY	2.8
35	BB	227	GLY	2.8
57	DZ	622	GLY	2.8
51	DR	43	PHE	2.8
1	AA	1144	A	2.8
34	DA	1006	C	2.8
42	DI	104	ARG	2.8
34	DA	1117	G	2.8
57	DZ	477	GLY	2.8
57	DZ	542	VAL	2.8
36	DC	187	ALA	2.8
57	DZ	631	ILE	2.8
3	AC	184	GLU	2.8
54	DU	9	ARG	2.8
52	DS	20	LEU	2.8
1	AA	2199	C	2.8
3	CC	46	ALA	2.8
10	CL	116	ASN	2.7
49	DP	48	TRP	2.7
35	DB	214	ILE	2.7
42	DI	37	PHE	2.7
57	DZ	628	ARG	2.7
57	DZ	94	VAL	2.7

Continued on next page...

Continued from previous page...

Mol	Chain	Res	Type	RSRZ
35	DB	135	GLN	2.7
46	DM	5	ALA	2.7
56	BY	67	C	2.7
1	AA	2803	A	2.7
3	AC	224	ARG	2.7
3	CC	224	ARG	2.7
21	CX	94	GLY	2.7
34	DA	1275	A	2.7
34	DA	1212	U	2.7
7	CG	142	PRO	2.7
36	DC	85	ARG	2.7
42	DI	120	ARG	2.7
47	DN	57	ARG	2.7
52	DS	37	ARG	2.7
1	CA	34	C	2.7
1	AA	2172	U	2.7
36	DC	202	ILE	2.7
23	CZ	58	VAL	2.7
36	DC	101	LEU	2.7
52	DS	16	LEU	2.7
24	C0	74	ARG	2.7
52	DS	39	THR	2.7
57	DZ	574	GLU	2.7
1	AA	2150	C	2.7
34	DA	1029	C	2.7
34	DA	1149	C	2.7
56	BY	75	C	2.7
9	CK	101	PRO	2.7
46	DM	64	TRP	2.7
57	BZ	426	GLN	2.7
27	A3	60	GLU	2.7
36	DC	158	GLY	2.7
57	DZ	676	TYR	2.7
9	AK	130	THR	2.7
34	BA	1045	C	2.7
34	DA	1137	C	2.7
52	BS	28	LYS	2.7
9	AK	107	VAL	2.7
23	CZ	150	LEU	2.7
36	BC	87	LEU	2.7
10	CL	128	ALA	2.7
19	CV	30	GLY	2.7

Continued on next page...

Continued from previous page...

Mol	Chain	Res	Type	RSRZ
56	BY	66	U	2.7
57	DZ	496	LYS	2.7
57	DZ	582	PHE	2.7
52	BS	53	ASN	2.7
57	DZ	590	ILE	2.7
1	AA	2196	C	2.7
28	A4	62	ARG	2.7
34	DA	1314	C	2.7
35	BB	118	LEU	2.7
57	BZ	405	PRO	2.7
6	CF	166	ALA	2.7
34	DA	1531	A	2.7
3	CC	206	LYS	2.7
28	C4	66	SER	2.7
47	DN	32	SER	2.7
47	DN	50	LYS	2.7
46	DM	71	ARG	2.7
57	DZ	660	ARG	2.7
34	DA	1244	C	2.7
36	DC	19	GLU	2.7
52	DS	17	GLU	2.7
9	AK	124	ALA	2.7
16	CS	109	GLY	2.7
43	DJ	63	PHE	2.7
47	DN	21	TYR	2.7
47	DN	29	ARG	2.7
52	BS	66	MET	2.7
54	DU	13	ILE	2.7
40	DG	28	ASN	2.7
3	AC	15	VAL	2.7
23	CZ	140	ASP	2.7
42	BI	12	GLU	2.7
1	CA	2185	C	2.7
35	BB	228	GLY	2.7
56	DY	67	C	2.7
57	DZ	495	GLY	2.7
1	AA	698	G	2.7
52	DS	14	HIS	2.7
28	A4	63	TYR	2.6
28	C4	63	TYR	2.6
9	CK	36	GLU	2.6
56	DY	50	U	2.6

Continued on next page...

Continued from previous page...

Mol	Chain	Res	Type	RSRZ
9	CK	118	THR	2.6
42	DI	85	LEU	2.6
40	DG	17	VAL	2.6
57	BZ	612	THR	2.6
36	BC	189	ALA	2.6
52	DS	75	ALA	2.6
57	DZ	209	ALA	2.6
43	DJ	68	HIS	2.6
57	BZ	523	PHE	2.6
3	CC	50	ILE	2.6
34	BA	998	G	2.6
57	BZ	577	SER	2.6
37	BD	157	LEU	2.6
28	C4	21	VAL	2.6
46	DM	93	ARG	2.6
43	BJ	20	ALA	2.6
56	BY	48	C	2.6
43	DJ	25	GLU	2.6
57	BZ	509	HIS	2.6
23	CZ	153	SER	2.6
10	AL	119	ASP	2.6
54	BU	22	ARG	2.6
57	DZ	160	ARG	2.6
10	AL	100	THR	2.6
34	DA	1116	C	2.6
34	BA	1211	U	2.6
56	BY	51	U	2.6
36	BC	43	LEU	2.6
36	DC	91	LEU	2.6
45	DL	64	TYR	2.6
40	DG	91	VAL	2.6
43	DJ	49	VAL	2.6
57	DZ	560	VAL	2.6
1	CA	2176	A	2.6
4	AD	276	LYS	2.6
52	DS	28	LYS	2.6
57	BZ	489	LYS	2.6
57	BZ	613	PRO	2.6
42	BI	59	PHE	2.6
57	DZ	403	GLU	2.6
34	BA	1038	C	2.6
9	CK	104	ILE	2.6

Continued on next page...

Continued from previous page...

Mol	Chain	Res	Type	RSRZ
37	BD	3	ARG	2.6
43	BJ	45	ARG	2.6
57	DZ	445	GLU	2.6
57	DZ	535	PRO	2.6
34	DA	1361	G	2.6
36	BC	128	PHE	2.6
42	DI	93	ARG	2.6
47	DN	4	LYS	2.6
36	BC	155	GLY	2.6
57	DZ	505	GLY	2.6
10	AL	121	GLU	2.6
41	DH	99	GLU	2.6
47	DN	61	TRP	2.6
3	CC	221	PRO	2.6
9	CK	47	ASN	2.6
35	DB	37	ASN	2.6
35	DB	123	ALA	2.6
28	C4	62	ARG	2.6
40	DG	32	ARG	2.6
46	DM	101	GLN	2.6
16	CS	32	LEU	2.6
35	BB	140	HIS	2.6
57	BZ	505	GLY	2.6
57	DZ	532	GLY	2.6
36	DC	126	ARG	2.6
40	BG	26	PHE	2.6
46	DM	91	ARG	2.6
52	DS	29	ARG	2.6
40	DG	13	GLN	2.6
1	AA	1141	A	2.6
1	AA	2157	A	2.6
7	CG	3	LEU	2.6
42	BI	67	GLY	2.6
34	DA	1270	C	2.6
42	BI	14	VAL	2.6
57	BZ	598	ASP	2.6
57	DZ	321	TYR	2.6
42	BI	84	ALA	2.6
36	DC	124	ILE	2.5
34	BA	841	U	2.5
34	DA	1004	A	2.5
36	DC	153	VAL	2.5

Continued on next page...

Continued from previous page...

Mol	Chain	Res	Type	RSRZ
52	DS	41	VAL	2.5
52	DS	83	HIS	2.5
35	DB	220	ASP	2.5
56	DY	10	G	2.5
9	AK	126	ALA	2.5
57	BZ	592	GLU	2.5
52	DS	11	VAL	2.5
57	DZ	87	HIS	2.5
34	DA	1003	G	2.5
4	CD	276	LYS	2.5
36	DC	204	LEU	2.5
34	DA	723	U	2.5
47	DN	22	THR	2.5
36	DC	36	ASP	2.5
34	DA	979	C	2.5
37	BD	149	ALA	2.5
8	CH	13	LYS	2.5
10	CL	106	GLU	2.5
1	AA	2212	G	2.5
8	AH	174	GLY	2.5
42	DI	90	PRO	2.5
34	DA	1274	G	2.5
57	BZ	545	GLY	2.5
21	CX	1	MET	2.5
57	DZ	526	VAL	2.5
57	DZ	573	HIS	2.5
37	BD	163	GLU	2.5
56	BY	11	C	2.5
57	BZ	593	ALA	2.5
3	AC	180	SER	2.5
57	DZ	553	GLY	2.5
2	CB	55	U	2.5
56	BY	59	U	2.5
8	CH	102	ALA	2.5
35	BB	226	ARG	2.5
1	CA	645	C	2.5
9	CK	105	PRO	2.5
35	DB	233	SER	2.5
36	DC	57	ILE	2.5
40	DG	88	PRO	2.5
10	CL	77	LEU	2.5
34	DA	1000	U	2.5

Continued on next page...

Continued from previous page...

Mol	Chain	Res	Type	RSRZ
39	DF	65	VAL	2.5
57	DZ	620	VAL	2.5
36	DC	161	GLU	2.5
36	DC	186	PHE	2.5
42	DI	117	HIS	2.5
52	BS	8	GLY	2.5
43	BJ	74	ILE	2.5
1	AA	1878	A	2.5
34	DA	1256	A	2.5
42	DI	28	VAL	2.5
3	AC	7	ARG	2.5
57	DZ	627	ARG	2.5
1	CA	880	G	2.5
34	DA	1309	G	2.5
40	DG	110	GLN	2.5
42	DI	46	ALA	2.5
22	CY	46	LYS	2.5
1	CA	1079	C	2.5
16	CS	23	ARG	2.5
23	CZ	112	ARG	2.5
36	BC	89	GLU	2.5
40	DG	41	ARG	2.5
57	DZ	481	VAL	2.5
42	DI	33	PHE	2.5
55	DV	15	A	2.5
38	DE	22	GLY	2.5
34	DA	1249	C	2.4
43	DJ	69	ASN	2.4
39	DF	1	MET	2.4
1	CA	1103	A	2.4
9	CK	35	LYS	2.4
28	C4	64	GLY	2.4
34	BA	1286	A	2.4
42	DI	112	LYS	2.4
57	DZ	501	THR	2.4
35	DB	142	LEU	2.4
40	BG	4	ARG	2.4
40	DG	99	LEU	2.4
1	AA	2206	G	2.4
7	CG	78	SER	2.4
13	CP	118	GLY	2.4
57	BZ	495	GLY	2.4

Continued on next page...

Continued from previous page...

Mol	Chain	Res	Type	RSRZ
57	BZ	487	ILE	2.4
57	BZ	499	ARG	2.4
42	BI	47	LEU	2.4
54	BU	17	THR	2.4
57	DZ	413	ILE	2.4
10	AL	130	SER	2.4
41	DH	79	VAL	2.4
1	CA	2106	G	2.4
42	BI	80	GLY	2.4
56	DY	48	C	2.4
57	BZ	570	GLY	2.4
46	DM	88	ARG	2.4
35	DB	134	GLU	2.4
40	BG	153	HIS	2.4
43	BJ	97	GLU	2.4
7	CG	62	LEU	2.4
9	AK	74	LEU	2.4
35	DB	148	TYR	2.4
35	BB	136	VAL	2.4
57	DZ	608	VAL	2.4
56	BW	45	U	2.4
7	CG	49	ASP	2.4
34	DA	1045	C	2.4
52	DS	78	ARG	2.4
1	AA	2147	G	2.4
34	DA	971	G	2.4
34	DA	1224	G	2.4
47	DN	10	ALA	2.4
57	BZ	528	ALA	2.4
57	DZ	515	GLU	2.4
22	CY	60	PHE	2.4
35	BB	131	PRO	2.4
57	DZ	566	THR	2.4
43	DJ	94	VAL	2.4
28	C4	17	GLY	2.4
9	CK	28	ASN	2.4
42	DI	91	ASP	2.4
57	DZ	454	MET	2.4
16	CS	111	GLU	2.4
28	C4	23	GLU	2.4
22	CY	69	ALA	2.4
7	CG	25	TYR	2.4

Continued on next page...

Continued from previous page...

Mol	Chain	Res	Type	RSRZ
9	CK	25	PHE	2.4
10	CL	132	ARG	2.4
42	DI	113	LYS	2.4
36	BC	204	LEU	2.4
57	BZ	232	LEU	2.4
10	AL	98	ARG	2.4
8	CH	99	VAL	2.4
57	DZ	672	PHE	2.4
28	C4	45	GLY	2.4
54	BU	16	GLY	2.4
34	BA	1001	A	2.4
38	DE	104	ALA	2.4
40	BG	84	ASN	2.4
43	DJ	32	ALA	2.4
35	DB	222	ILE	2.4
36	DC	8	ILE	2.4
47	DN	53	LEU	2.4
3	AC	5	GLY	2.4
10	CL	96	VAL	2.4
22	CY	91	GLU	2.4
42	BI	26	VAL	2.4
1	CA	2182	G	2.4
11	CN	8	GLN	2.4
34	DA	1088	G	2.4
41	DH	4	ASP	2.4
42	BI	94	ALA	2.4
42	DI	94	ALA	2.4
7	CG	88	ILE	2.4
13	CP	105	LEU	2.4
14	CQ	60	ARG	2.4
31	A7	48	LYS	2.4
43	DJ	16	LEU	2.4
52	BS	57	HIS	2.3
8	CH	24	VAL	2.3
51	BR	22	VAL	2.3
45	BL	64	TYR	2.3
1	CA	883	G	2.3
13	CP	103	ALA	2.3
1	CA	1509(A)	A	2.3
35	DB	11	LEU	2.3
42	DI	50	LEU	2.3
46	DM	56	LEU	2.3

Continued on next page...

Continued from previous page...

Mol	Chain	Res	Type	RSRZ
9	CK	76	GLY	2.3
13	CP	116	GLY	2.3
27	C3	59	VAL	2.3
57	BZ	641	GLN	2.3
9	AK	97	ALA	2.3
57	DZ	437	THR	2.3
1	CA	879	G	2.3
8	CH	89	ILE	2.3
35	DB	210	SER	2.3
37	DD	156	GLU	2.3
34	DA	1046	A	2.3
35	DB	31	TYR	2.3
57	BZ	93	GLU	2.3
36	BC	181	ASN	2.3
1	CA	1847	A	2.3
22	CY	30	VAL	2.3
34	DA	1322	C	2.3
35	DB	114	ARG	2.3
54	BU	9	ARG	2.3
56	BY	68	C	2.3
1	CA	1082	U	2.3
40	DG	73	MET	2.3
42	BI	36	TYR	2.3
57	DZ	186	TYR	2.3
57	DZ	460	GLU	2.3
9	CK	58	LEU	2.3
57	DZ	92	ILE	2.3
36	DC	28	GLN	2.3
36	DC	37	GLN	2.3
42	DI	10	ARG	2.3
57	BZ	630	GLN	2.3
7	AG	2	PRO	2.3
34	DA	204	U	2.3
40	DG	20	ASP	2.3
52	BS	2	PRO	2.3
42	DI	52	ALA	2.3
42	DI	125	TYR	2.3
46	DM	87	TYR	2.3
57	BZ	536	LYS	2.3
57	BZ	580	MET	2.3
57	DZ	513	LYS	2.3
23	CZ	133	ILE	2.3

Continued on next page...

Continued from previous page...

Mol	Chain	Res	Type	RSRZ
36	DC	182	ILE	2.3
52	BS	62	ILE	2.3
9	AK	118	THR	2.3
40	DG	26	PHE	2.3
42	DI	24	GLY	2.3
43	DJ	81	THR	2.3
47	DN	31	ARG	2.3
9	CK	78	SER	2.3
57	BZ	88	VAL	2.3
34	BA	723	U	2.3
52	BS	25	LYS	2.3
57	DZ	524	GLU	2.3
1	AA	2195	A	2.3
34	BA	78	G	2.3
34	DA	1066	C	2.3
10	CL	97	GLY	2.3
40	BG	130	GLY	2.3
42	BI	77	ILE	2.3
9	AK	106	GLN	2.3
11	CN	140	VAL	2.3
36	DC	183	ASP	2.3
7	CG	131	TYR	2.3
34	DA	1180	A	2.3
42	DI	107	ARG	2.3
34	BA	630	G	2.3
57	DZ	667	GLY	2.3
36	DC	118	GLN	2.3
11	CN	9	VAL	2.3
36	BC	153	VAL	2.3
43	DJ	48	THR	2.3
57	BZ	411	VAL	2.3
40	BG	78	ARG	2.3
42	DI	20	ARG	2.3
57	DZ	680	PRO	2.3
47	DN	39	LEU	2.3
57	BZ	429	ALA	2.3
57	DZ	624	LEU	2.3
46	DM	84	ILE	2.3
57	DZ	212	TYR	2.3
9	CK	98	LYS	2.3
57	DZ	467	LYS	2.3
43	DJ	100	THR	2.2

Continued on next page...

Continued from previous page...

Mol	Chain	Res	Type	RSRZ
40	DG	6	ARG	2.2
54	DU	22	ARG	2.2
3	AC	36	ALA	2.2
36	DC	163	ALA	2.2
46	DM	75	ALA	2.2
34	DA	89	C	2.2
42	DI	114	TYR	2.2
57	BZ	615	GLU	2.2
10	CL	100	THR	2.2
34	DA	1138	G	2.2
34	DA	1185	G	2.2
4	AD	275	LYS	2.2
36	DC	117	ALA	2.2
46	BM	6	GLY	2.2
57	DZ	438	PHE	2.2
57	DZ	563	ILE	2.2
46	DM	14	ARG	2.2
35	DB	179	LYS	2.2
9	CK	121	ASP	2.2
42	DI	75	ASP	2.2
1	CA	1093	G	2.2
46	DM	6	GLY	2.2
35	BB	234	PRO	2.2
42	BI	55	ALA	2.2
36	DC	142	MET	2.2
44	BK	25	TYR	2.2
42	DI	14	VAL	2.2
46	DM	74	VAL	2.2
1	CA	1046	A	2.2
8	CH	110	SER	2.2
34	DA	1005	A	2.2
13	CP	92	GLU	2.2
17	CT	40	THR	2.2
23	CZ	157	LEU	2.2
40	BG	16	LEU	2.2
51	BR	66	LEU	2.2
51	DR	59	SER	2.2
52	DS	22	LEU	2.2
57	DZ	236	GLU	2.2
1	AA	694	G	2.2
34	DA	1178	G	2.2
40	DG	5	ARG	2.2

Continued on next page...

Continued from previous page...

Mol	Chain	Res	Type	RSRZ
46	DM	23	TYR	2.2
57	BZ	463	VAL	2.2
40	DG	130	GLY	2.2
36	DC	196	LEU	2.2
46	BM	35	GLU	2.2
54	DU	4	GLY	2.2
57	DZ	433	GLU	2.2
42	BI	18	PHE	2.2
47	BN	60	SER	2.2
7	CG	32	PRO	2.2
35	DB	133	LYS	2.2
57	DZ	458	HIS	2.2
34	DA	80	G	2.2
35	DB	164	VAL	2.2
1	AA	936	C	2.2
9	CK	70	GLU	2.2
42	DI	68	GLY	2.2
57	BZ	537	GLU	2.2
46	DM	66	LEU	2.2
38	DE	118	ILE	2.2
55	BV	13	A	2.2
57	DZ	490	PRO	2.2
35	BB	229	VAL	2.2
1	AA	1105	G	2.2
1	CA	2793	G	2.2
9	CK	73	GLY	2.2
34	BA	1274	G	2.2
1	AA	2197	C	2.2
10	CL	86	LYS	2.2
42	BI	6	GLY	2.2
52	BS	78	ARG	2.2
57	BZ	667	GLY	2.2
1	AA	1143	U	2.2
57	DZ	232	LEU	2.2
43	DJ	96	ILE	2.2
57	BZ	178	ILE	2.2
57	BZ	454	MET	2.2
34	DA	1447	A	2.2
52	DS	51	VAL	2.2
35	BB	66	GLY	2.2
46	BM	85	GLY	2.2
46	DM	80	ARG	2.2

Continued on next page...

Continued from previous page...

Mol	Chain	Res	Type	RSRZ
51	DR	54	ARG	2.2
23	CZ	5	LEU	2.2
37	BD	21	LEU	2.2
42	BI	15	ALA	2.2
50	DQ	36	ILE	2.2
3	AC	22	THR	2.2
8	CH	101	ARG	2.2
42	DI	47	LEU	2.1
43	DJ	40	LEU	2.1
7	CG	144	ILE	2.1
34	DA	1262	C	2.1
56	DY	49	C	2.1
9	CK	69	PRO	2.1
34	BA	1276	G	2.1
52	BS	27	GLU	2.1
43	DJ	67	THR	2.1
52	BS	83	HIS	2.1
9	CK	31	GLY	2.1
28	A4	32	TYR	2.1
34	DA	1168	A	2.1
7	CG	23	PHE	2.1
57	DZ	576	ASP	2.1
28	C4	69	LYS	2.1
36	BC	60	ALA	2.1
38	DE	109	ILE	2.1
46	BM	55	ARG	2.1
1	AA	2122	G	2.1
1	AA	2145	G	2.1
34	BA	79	G	2.1
34	BA	1023	G	2.1
34	BA	1174	G	2.1
34	DA	1164	G	2.1
57	BZ	446	THR	2.1
35	DB	92	TYR	2.1
42	DI	79	LEU	2.1
1	CA	1088	A	2.1
34	DA	996	A	2.1
43	BJ	47	PHE	2.1
24	C0	72	ARG	2.1
53	BT	51	GLU	2.1
57	DZ	592	GLU	2.1
1	AA	696	C	2.1

Continued on next page...

Continued from previous page...

Mol	Chain	Res	Type	RSRZ
1	CA	886	C	2.1
34	DA	1114	C	2.1
9	AK	87	VAL	2.1
16	CS	53	SER	2.1
42	DI	8	GLY	2.1
1	CA	1091	G	2.1
34	BA	1138	G	2.1
7	CG	178	PHE	2.1
13	CP	91	PHE	2.1
1	AA	2140	U	2.1
24	C0	68	GLU	2.1
53	DT	86	ARG	2.1
37	BD	26	CYS	2.1
57	BZ	546	ILE	2.1
34	DA	1170	A	2.1
34	DA	1141	C	2.1
36	DC	205	GLY	2.1
40	BG	89	MET	2.1
9	CK	87	VAL	2.1
57	BZ	514	VAL	2.1
57	DZ	189	GLY	2.1
9	AK	44	LEU	2.1
9	CK	128	LEU	2.1
10	CL	120	LEU	2.1
16	CS	17	ARG	2.1
42	DI	12	GLU	2.1
46	DM	96	LEU	2.1
9	AK	43	ALA	2.1
34	DA	1183	A	2.1
36	DC	76	VAL	2.1
53	DT	88	VAL	2.1
57	BZ	560	VAL	2.1
3	CC	173	HIS	2.1
46	BM	80	ARG	2.1
9	AK	52	PHE	2.1
21	CX	90	GLU	2.1
43	BJ	90	LEU	2.1
49	BP	68	ASP	2.1
34	DA	1177	G	2.1
34	DA	1271	G	2.1
1	CA	1084	A	2.1
8	CH	44	VAL	2.1

Continued on next page...

Continued from previous page...

Mol	Chain	Res	Type	RSRZ
9	CK	33	PRO	2.1
43	BJ	69	ASN	2.1
35	DB	144	ARG	2.1
42	BI	10	ARG	2.1
47	DN	56	VAL	2.1
1	CA	652(V)	C	2.1
23	CZ	162	GLU	2.1
7	CG	26	GLN	2.1
9	AK	37	THR	2.1
52	BS	85	LYS	2.1
57	BZ	663	THR	2.1
16	CS	82	ILE	2.1
28	A4	45	GLY	2.1
36	BC	197	GLY	2.1
3	AC	40	GLU	2.1
10	AL	139	VAL	2.1
34	DA	1124	G	2.1
56	BY	10	G	2.1
1	CA	1098	A	2.1
35	BB	70	PHE	2.1
35	DB	19	HIS	2.1
52	BS	47	HIS	2.1
35	DB	211	ILE	2.1
57	BZ	616	TYR	2.1
35	DB	128	GLU	2.1
1	AA	2149	G	2.1
1	CA	652(C)	G	2.1
34	DA	998	G	2.1
1	AA	697	C	2.0
1	AA	2198	A	2.0
40	DG	97	GLN	2.0
9	CK	72	ASP	2.0
7	CG	181	ARG	2.0
23	CZ	57	ILE	2.0
40	BG	3	ARG	2.0
40	BG	154	TYR	2.0
43	BJ	32	ALA	2.0
57	DZ	483	TYR	2.0
3	AC	19	LYS	2.0
43	BJ	77	PRO	2.0
57	DZ	530	VAL	2.0
57	DZ	648	PRO	2.0

Continued on next page...

Continued from previous page...

Mol	Chain	Res	Type	RSRZ
52	DS	5	LEU	2.0
43	DJ	13	HIS	2.0
1	AA	34	C	2.0
1	AA	1114	G	2.0
1	CA	1074	G	2.0
1	CA	2163	C	2.0
42	BI	120	ARG	2.0
43	DJ	89	ASP	2.0
47	DN	26	ARG	2.0
49	DP	38	TYR	2.0
57	BZ	311	ALA	2.0
21	CX	2	LYS	2.0
57	DZ	633	GLY	2.0
22	CY	90	LEU	2.0
35	DB	94	ASN	2.0
43	DJ	33	GLN	2.0
37	BD	147	ALA	2.0
38	DE	29	GLY	2.0
43	DJ	93	GLY	2.0
52	BS	49	ILE	2.0
34	BA	202	U	2.0
34	DA	1243	C	2.0
46	BM	42	ALA	2.0
57	DZ	235	GLU	2.0
1	CA	1086	A	2.0
36	BC	151	VAL	2.0
43	BJ	94	VAL	2.0
51	DR	22	VAL	2.0
7	CG	133	LEU	2.0
26	A2	70	GLN	2.0
35	BB	37	ASN	2.0
36	DC	7	PRO	2.0
42	DI	66	ARG	2.0
8	AH	2	SER	2.0
46	DM	51	ALA	2.0
9	CK	92	THR	2.0
36	DC	11	ARG	2.0
42	DI	95	LYS	2.0
57	BZ	223	PHE	2.0
57	BZ	506	GLN	2.0
57	DZ	554	PRO	2.0

6.2 Non-standard residues in protein, DNA, RNA chains

In the following table, the Atoms column lists the number of modelled atoms in the group and the number defined in the chemical component dictionary. LLDF column lists the quality of electron density of the group with respect to its neighbouring residues in protein, DNA or RNA chains. The B-factors column lists the minimum, median, 95th percentile and maximum values of B factors of atoms in the group. The column labelled 'Q< 0.9' lists the number of atoms with occupancy less than 0.9.

Mol	Type	Chain	Res	Atoms	RSCC	RSR	LLDF	B-factors(Å ²)	Q<0.9
58	2QZ	BX	1	9/10	0.93	0.25	-	82,82,82,82	0
56	7MG	DY	46	24/25	0.52	0.41	-	266,266,266,266	0
58	MVA	DX	9	8/9	0.94	0.25	-	81,81,81,81	0
56	MIA	DY	37	22/30	0.44	0.87	-	271,271,271,271	0
56	PSU	BY	39	20/21	0.68	0.54	-	197,197,197,197	0
58	004	BX	3	10/11	0.89	0.12	-	82,82,82,82	0
56	MIA	BW	37	29/30	0.94	0.22	-	79,79,79,79	0
56	5MU	BY	54	21/22	0.47	0.59	-	246,246,246,246	0
56	7MG	BW	46	24/25	0.89	0.19	-	76,76,76,76	3
58	004	DX	3	10/11	0.83	0.20	-	81,81,81,81	0
58	2QZ	DX	1	9/10	0.94	0.24	-	81,81,81,81	0
58	2R1	DX	6	10/11	0.83	0.15	-	81,81,81,81	0
56	PSU	BW	39	20/21	0.96	0.14	-	65,65,65,65	0
56	PSU	DY	39	20/21	0.17	1.05	-	291,291,291,291	0
56	PSU	DW	39	20/21	0.86	0.28	-	112,112,112,112	1
56	5MU	DY	54	21/22	0.38	0.84	-	303,303,303,303	0
56	PSU	DY	32	20/21	0.14	1.12	-	275,275,275,275	0
56	PSU	BW	55	20/21	0.91	0.17	-	79,79,79,79	0
58	2R3	DX	8	14/15	0.96	0.13	-	81,81,81,81	0
56	7MG	DW	46	24/25	0.87	0.23	-	124,124,124,124	0
58	2QY	DX	10	13/14	0.92	0.17	-	81,81,81,81	0
56	5MU	DW	54	21/22	0.89	0.20	-	95,95,95,95	1
56	4SU	DW	8	20/21	0.91	0.14	-	103,103,103,103	0
56	4SU	BW	8	20/21	0.96	0.15	-	60,60,60,60	1
56	MIA	DW	37	29/30	0.91	0.24	-	109,109,109,109	0
56	PSU	BY	32	20/21	0.47	0.55	-	226,226,226,226	0
56	PSU	BW	32	20/21	0.94	0.20	-	73,73,73,73	1
56	PSU	DW	55	20/21	0.88	0.19	-	92,92,92,92	0
56	7MG	BY	46	24/25	0.49	0.34	-	276,276,276,276	0
58	MVA	BX	5	8/9	0.87	0.15	-	82,82,82,82	0
56	PSU	BY	55	20/21	0.27	0.51	-	243,243,243,243	0
58	2R3	BX	8	14/15	0.92	0.14	-	82,82,82,82	0
56	5MU	BW	54	21/22	0.92	0.18	-	80,80,80,80	0
56	4SU	BY	8	20/21	0.51	0.34	-	239,239,239,239	0
56	PSU	DY	55	20/21	0.28	0.67	-	252,252,252,252	0

Continued on next page...

Continued from previous page...

Mol	Type	Chain	Res	Atoms	RSCC	RSR	LLDF	B-factors(\AA^2)	Q<0.9
58	MVA	DX	5	8/9	0.95	0.37	-	81,81,81,81	0
56	4SU	DY	8	20/21	0.40	0.43	-	277,277,277,277	0
58	2QY	BX	10	13/14	0.90	0.19	-	82,82,82,82	0
58	2R1	BX	6	10/11	0.89	0.16	-	82,82,82,82	1
58	MVA	BX	9	8/9	0.89	0.31	-	82,82,82,82	0
56	PSU	DW	32	20/21	0.82	0.31	-	126,126,126,126	0
56	MIA	BY	37	22/30	0.72	0.43	-	186,186,186,186	0

6.3 Carbohydrates [i](#)

There are no carbohydrates in this entry.

6.4 Ligands [i](#)

In the following table, the Atoms column lists the number of modelled atoms in the group and the number defined in the chemical component dictionary. LLDF column lists the quality of electron density of the group with respect to its neighbouring residues in protein, DNA or RNA chains. The B-factors column lists the minimum, median, 95th percentile and maximum values of B factors of atoms in the group. The column labelled 'Q< 0.9' lists the number of atoms with occupancy less than 0.9.

Mol	Type	Chain	Res	Atoms	RSCC	RSR	LLDF	B-factors(\AA^2)	Q<0.9
59	MG	AA	3018	1/1	0.82	1.45	121.71	67,67,67,67	0
59	MG	AA	3039	1/1	0.94	0.53	113.00	34,34,34,34	1
59	MG	AA	3710	1/1	0.96	0.52	67.48	29,29,29,29	1
59	MG	CA	3087	1/1	0.85	0.82	59.87	68,68,68,68	0
59	MG	CA	3499	1/1	0.73	0.51	59.05	62,62,62,62	0
59	MG	AA	3136	1/1	0.97	0.65	57.11	63,63,63,63	0
59	MG	AA	3216	1/1	0.97	0.60	55.62	38,38,38,38	0
59	MG	AA	3706	1/1	0.95	0.53	50.35	41,41,41,41	1
59	MG	CA	3442	1/1	0.91	0.60	47.17	74,74,74,74	0
59	MG	AA	3137	1/1	0.95	0.63	46.59	53,53,53,53	0
59	MG	AA	3772	1/1	0.91	0.60	46.50	61,61,61,61	1
59	MG	AH	201	1/1	0.95	0.86	39.12	64,64,64,64	0
59	MG	CA	3502	1/1	0.74	0.68	39.11	90,90,90,90	0
59	MG	CA	3025	1/1	0.98	0.39	37.98	59,59,59,59	0
59	MG	CA	3146	1/1	0.63	0.96	37.45	82,82,82,82	0
59	MG	AA	3235	1/1	0.88	0.46	36.98	93,93,93,93	0
59	MG	AA	3101	1/1	0.93	0.66	36.38	68,68,68,68	0
59	MG	AA	3179	1/1	0.91	0.49	36.26	45,45,45,45	1

Continued on next page...

Continued from previous page...

Mol	Type	Chain	Res	Atoms	RSCC	RSR	LLDF	B-factors(\AA^2)	Q<0.9
59	MG	C7	101	1/1	0.82	0.44	35.80	56,56,56,56	0
59	MG	CA	3157	1/1	0.92	0.55	35.67	81,81,81,81	0
59	MG	AA	3214	1/1	0.97	0.82	33.09	58,58,58,58	1
59	MG	AA	3147	1/1	0.97	0.51	32.10	40,40,40,40	1
59	MG	AA	3712	1/1	0.76	0.69	30.78	70,70,70,70	0
59	MG	AA	3174	1/1	0.94	0.46	29.53	59,59,59,59	0
59	MG	AU	202	1/1	0.96	0.45	28.81	82,82,82,82	0
59	MG	AA	3820	1/1	0.80	0.42	28.02	85,85,85,85	0
59	MG	CA	3168	1/1	0.92	0.43	28.02	58,58,58,58	0
59	MG	AA	3824	1/1	0.95	0.58	27.63	72,72,72,72	0
59	MG	AA	3140	1/1	0.71	0.59	27.61	62,62,62,62	0
59	MG	CA	3218	1/1	0.96	0.37	27.24	40,40,40,40	0
59	MG	AA	3775	1/1	0.93	0.58	27.03	25,25,25,25	1
59	MG	CA	3140	1/1	0.86	0.39	26.97	63,63,63,63	0
59	MG	CA	3162	1/1	0.96	0.40	26.79	31,31,31,31	0
59	MG	AD	301	1/1	0.90	0.72	26.54	58,58,58,58	0
59	MG	BA	1665	1/1	0.77	0.47	26.20	73,73,73,73	0
59	MG	AA	3131	1/1	0.95	0.26	25.45	63,63,63,63	0
59	MG	CA	3221	1/1	0.91	0.59	25.40	65,65,65,65	0
59	MG	CA	3503	1/1	0.88	0.35	25.39	52,52,52,52	0
59	MG	AA	3171	1/1	0.88	0.28	25.04	54,54,54,54	0
59	MG	CA	3113	1/1	0.88	0.40	24.98	38,38,38,38	0
59	MG	AA	3217	1/1	0.94	0.43	24.88	29,29,29,29	1
59	MG	C5	101	1/1	0.95	0.49	24.82	66,66,66,66	0
59	MG	AA	3060	1/1	0.97	0.33	24.68	20,20,20,20	0
59	MG	CA	3041	1/1	0.75	0.42	24.53	61,61,61,61	0
59	MG	AA	3110	1/1	0.92	0.47	23.87	52,52,52,52	0
59	MG	AA	3608	1/1	0.90	0.37	23.80	60,60,60,60	0
59	MG	CA	3058	1/1	0.82	0.35	22.41	67,67,67,67	0
59	MG	AD	305	1/1	0.69	0.63	22.39	86,86,86,86	0
59	MG	AA	3133	1/1	0.92	0.33	22.28	50,50,50,50	0
59	MG	AA	3158	1/1	0.87	0.89	22.16	68,68,68,68	0
59	MG	CA	3033	1/1	0.90	0.41	21.69	55,55,55,55	0
59	MG	AA	3199	1/1	0.90	0.35	21.32	41,41,41,41	0
59	MG	CA	3658	1/1	0.93	0.39	21.21	64,64,64,64	0
59	MG	CA	3544	1/1	0.86	0.32	20.47	60,60,60,60	0
59	MG	AA	3823	1/1	0.93	0.47	19.72	39,39,39,39	0
59	MG	AA	3176	1/1	0.95	0.32	19.66	70,70,70,70	0
59	MG	CA	3028	1/1	0.96	0.63	19.54	51,51,51,51	0
59	MG	AA	3257	1/1	0.94	0.31	19.42	54,54,54,54	0
59	MG	DA	1671	1/1	0.96	0.36	19.31	56,56,56,56	0

Continued on next page...

Continued from previous page...

Mol	Type	Chain	Res	Atoms	RSCC	RSR	LLDF	B-factors(\AA^2)	Q<0.9
59	MG	CA	3225	1/1	0.83	0.34	19.04	64,64,64,64	0
59	MG	AE	305	1/1	0.88	0.36	18.95	48,48,48,48	0
59	MG	AA	3113	1/1	0.96	0.32	18.91	45,45,45,45	0
59	MG	CA	3618	1/1	0.99	0.30	18.29	40,40,40,40	0
59	MG	AA	3044	1/1	0.95	0.37	18.13	52,52,52,52	0
59	MG	BA	1628	1/1	0.80	0.29	18.00	87,87,87,87	0
59	MG	CA	3432	1/1	0.84	0.27	17.81	32,32,32,32	0
59	MG	AA	3261	1/1	0.93	0.32	17.52	25,25,25,25	0
59	MG	CA	3182	1/1	0.94	0.32	17.50	38,38,38,38	0
59	MG	AA	3038	1/1	0.93	0.43	17.42	29,29,29,29	1
59	MG	DA	1769	1/1	0.76	0.44	17.25	74,74,74,74	0
59	MG	CA	3291	1/1	0.86	0.42	17.18	48,48,48,48	0
59	MG	CA	3166	1/1	0.94	0.32	17.04	27,27,27,27	0
59	MG	BA	1714	1/1	0.75	0.28	16.86	74,74,74,74	0
59	MG	CA	3226	1/1	0.85	0.34	16.58	52,52,52,52	0
59	MG	AU	204	1/1	0.97	0.37	16.54	25,25,25,25	0
59	MG	AA	3315	1/1	0.82	0.22	16.41	65,65,65,65	0
59	MG	AA	3109	1/1	0.81	0.35	16.21	56,56,56,56	0
59	MG	AA	3307	1/1	0.96	0.34	16.19	61,61,61,61	0
59	MG	CA	3440	1/1	0.95	0.32	16.14	49,49,49,49	0
59	MG	AA	3184	1/1	0.92	0.25	16.00	75,75,75,75	0
59	MG	CA	3420	1/1	0.75	0.33	15.85	69,69,69,69	0
59	MG	CA	3603	1/1	0.84	0.36	15.54	49,49,49,49	0
59	MG	CA	3441	1/1	0.94	0.24	15.51	56,56,56,56	0
59	MG	AA	3826	1/1	0.91	0.29	15.37	46,46,46,46	0
59	MG	AA	3144	1/1	0.98	0.36	14.95	50,50,50,50	0
59	MG	AA	3209	1/1	0.89	0.31	14.89	62,62,62,62	0
59	MG	DA	1745	1/1	0.99	0.39	14.81	50,50,50,50	0
59	MG	AA	3213	1/1	0.87	0.64	14.46	76,76,76,76	0
59	MG	CA	3642	1/1	0.94	0.53	14.46	52,52,52,52	0
59	MG	AA	3255	1/1	0.94	0.22	14.38	38,38,38,38	0
59	MG	BA	1663	1/1	0.87	0.23	14.28	43,43,43,43	0
59	MG	AA	3403	1/1	0.96	0.34	14.15	42,42,42,42	0
59	MG	CA	3428	1/1	0.89	0.26	13.90	58,58,58,58	0
59	MG	CA	3159	1/1	0.83	0.58	13.85	69,69,69,69	0
59	MG	AA	3818	1/1	0.84	0.31	13.83	61,61,61,61	0
59	MG	CA	3230	1/1	0.97	0.33	13.68	49,49,49,49	0
59	MG	CA	3333	1/1	0.81	0.36	13.64	68,68,68,68	0
59	MG	DA	1601	1/1	0.91	0.41	13.63	74,74,74,74	0
59	MG	AA	3186	1/1	0.92	0.29	13.61	48,48,48,48	0
59	MG	AA	3043	1/1	0.91	0.30	13.58	45,45,45,45	0

Continued on next page...

Continued from previous page...

Mol	Type	Chain	Res	Atoms	RSCC	RSR	LLDF	B-factors(\AA^2)	Q<0.9
59	MG	CA	3210	1/1	0.85	0.35	13.54	62,62,62,62	0
59	MG	CF	301	1/1	0.85	0.46	13.52	61,61,61,61	0
59	MG	CA	3455	1/1	0.95	0.28	13.39	49,49,49,49	0
59	MG	CA	3035	1/1	0.88	0.28	13.21	69,69,69,69	0
59	MG	AA	3828	1/1	0.94	0.38	13.15	38,38,38,38	0
59	MG	AA	3822	1/1	0.90	0.32	13.14	47,47,47,47	0
59	MG	CA	3163	1/1	0.97	0.31	13.14	30,30,30,30	0
59	MG	AA	3286	1/1	0.93	0.46	13.04	40,40,40,40	0
59	MG	AA	3809	1/1	0.82	0.29	12.99	57,57,57,57	0
59	MG	DA	1652	1/1	0.88	0.86	12.91	80,80,80,80	0
59	MG	CA	3619	1/1	0.92	0.38	12.70	40,40,40,40	0
59	MG	AA	3301	1/1	0.96	0.31	12.63	39,39,39,39	0
59	MG	CA	3160	1/1	0.96	0.40	12.50	57,57,57,57	0
59	MG	CA	3348	1/1	0.77	0.28	12.45	44,44,44,44	0
59	MG	CA	3068	1/1	0.81	0.43	12.40	66,66,66,66	0
59	MG	BA	1740	1/1	0.98	0.31	12.35	50,50,50,50	0
59	MG	AA	3280	1/1	0.90	0.29	11.95	53,53,53,53	0
59	MG	AA	3825	1/1	0.89	0.39	11.88	63,63,63,63	0
59	MG	CV	201	1/1	0.77	0.83	11.80	117,117,117,117	0
59	MG	AA	3012	1/1	0.80	0.35	11.64	49,49,49,49	0
59	MG	CA	3655	1/1	0.93	0.40	11.56	52,52,52,52	0
59	MG	CA	3375	1/1	0.95	0.34	11.31	68,68,68,68	0
59	MG	BA	1672	1/1	0.93	0.30	11.29	65,65,65,65	0
59	MG	AA	3034	1/1	0.89	0.31	11.23	49,49,49,49	0
59	MG	AD	304	1/1	0.95	0.33	11.22	41,41,41,41	0
59	MG	CA	3036	1/1	0.91	0.29	11.21	32,32,32,32	0
59	MG	AX	3001	1/1	0.78	0.31	11.14	52,52,52,52	0
59	MG	AA	3667	1/1	0.93	0.30	11.09	41,41,41,41	0
59	MG	AA	3740	1/1	0.85	0.29	11.08	61,61,61,61	0
59	MG	AA	3102	1/1	0.92	0.24	11.01	47,47,47,47	0
59	MG	CA	3213	1/1	0.95	0.27	10.89	51,51,51,51	0
59	MG	AA	3023	1/1	0.98	0.61	10.82	53,53,53,53	0
59	MG	CA	3207	1/1	0.92	0.28	10.68	75,75,75,75	0
59	MG	AA	3050	1/1	0.94	0.28	10.68	28,28,28,28	0
59	MG	CA	3532	1/1	0.92	0.24	10.68	49,49,49,49	0
59	MG	CA	3322	1/1	0.99	0.27	10.68	40,40,40,40	0
59	MG	BA	1691	1/1	0.59	0.44	10.51	86,86,86,86	0
59	MG	AA	3177	1/1	0.85	0.29	10.36	59,59,59,59	0
59	MG	CA	3657	1/1	0.97	0.40	10.32	41,41,41,41	0
59	MG	CA	3409	1/1	0.91	0.28	10.10	42,42,42,42	0
59	MG	CA	3326	1/1	0.96	0.24	10.04	28,28,28,28	0

Continued on next page...

Continued from previous page...

Mol	Type	Chain	Res	Atoms	RSCC	RSR	LLDF	B-factors(\AA^2)	Q<0.9
59	MG	CA	3054	1/1	0.96	0.24	10.02	36,36,36,36	0
59	MG	CA	3358	1/1	0.98	0.30	10.02	36,36,36,36	0
59	MG	AA	3033	1/1	0.92	0.28	9.88	55,55,55,55	0
59	MG	AA	3803	1/1	0.89	0.34	9.72	45,45,45,45	0
59	MG	AP	201	1/1	0.96	0.31	9.47	21,21,21,21	1
59	MG	AA	3606	1/1	0.94	0.24	9.41	34,34,34,34	0
59	MG	AA	3421	1/1	0.98	0.21	9.40	28,28,28,28	0
59	MG	AA	3036	1/1	0.96	0.24	9.39	25,25,25,25	0
59	MG	BA	1630	1/1	0.87	0.31	9.32	61,61,61,61	0
59	MG	AA	3161	1/1	0.92	0.24	9.30	43,43,43,43	0
59	MG	AA	3228	1/1	0.96	0.30	9.27	32,32,32,32	0
59	MG	CU	201	1/1	0.95	0.48	9.23	74,74,74,74	0
59	MG	DA	1634	1/1	0.67	0.29	9.22	66,66,66,66	0
59	MG	AA	3423	1/1	0.96	0.21	9.21	16,16,16,16	0
59	MG	AA	3253	1/1	0.86	0.35	9.21	64,64,64,64	0
59	MG	BA	1758	1/1	0.72	0.37	9.20	76,76,76,76	0
59	MG	AA	3398	1/1	0.97	0.23	9.19	31,31,31,31	0
59	MG	CA	3650	1/1	0.98	0.25	9.18	14,14,14,14	0
59	MG	CA	3090	1/1	0.88	0.28	9.11	77,77,77,77	0
59	MG	CA	3212	1/1	0.92	0.25	9.11	84,84,84,84	0
59	MG	DA	1650	1/1	0.93	0.28	8.81	50,50,50,50	0
59	MG	CA	3500	1/1	0.89	0.24	8.74	75,75,75,75	0
59	MG	CA	3452	1/1	0.94	0.20	8.51	36,36,36,36	0
59	MG	AA	3215	1/1	0.86	0.34	8.51	59,59,59,59	0
59	MG	AA	3653	1/1	0.80	0.23	8.51	60,60,60,60	0
59	MG	AA	3130	1/1	0.98	0.24	8.46	34,34,34,34	0
59	MG	AA	3172	1/1	0.93	0.22	8.43	47,47,47,47	0
59	MG	AA	3224	1/1	0.91	0.24	8.41	56,56,56,56	0
59	MG	CA	3635	1/1	0.94	0.24	8.41	48,48,48,48	0
59	MG	AA	3771	1/1	0.91	0.25	8.34	60,60,60,60	0
59	MG	CA	3415	1/1	0.98	0.26	8.26	34,34,34,34	0
59	MG	AA	3827	1/1	0.80	0.38	8.15	38,38,38,38	0
59	MG	CA	3108	1/1	0.65	0.28	8.00	78,78,78,78	0
59	MG	AA	3547	1/1	0.96	0.26	7.88	60,60,60,60	0
59	MG	AA	3832	1/1	0.93	0.41	7.69	55,55,55,55	0
59	MG	AA	3244	1/1	0.92	0.25	7.66	52,52,52,52	0
59	MG	AF	304	1/1	0.96	0.28	7.66	36,36,36,36	0
59	MG	CE	303	1/1	0.92	0.41	7.60	51,51,51,51	0
59	MG	CA	3463	1/1	0.92	0.23	7.56	56,56,56,56	0
59	MG	DA	1640	1/1	0.94	0.32	7.46	77,77,77,77	0
59	MG	BA	1780	1/1	0.93	0.37	7.46	60,60,60,60	0

Continued on next page...

Continued from previous page...

Mol	Type	Chain	Res	Atoms	RSCC	RSR	LLDF	B-factors(\AA^2)	Q<0.9
59	MG	AW	3003	1/1	0.95	0.25	7.38	28,28,28,28	0
59	MG	AA	3117	1/1	0.95	0.24	7.33	25,25,25,25	1
59	MG	BA	1687	1/1	0.87	0.23	7.32	52,52,52,52	0
59	MG	AA	3128	1/1	0.81	0.46	7.28	89,89,89,89	0
59	MG	DA	1622	1/1	0.76	0.37	7.23	60,60,60,60	0
59	MG	AA	3081	1/1	0.94	0.22	7.23	56,56,56,56	0
59	MG	CA	3217	1/1	0.97	0.27	7.15	62,62,62,62	0
59	MG	AA	3814	1/1	0.74	0.58	7.13	72,72,72,72	0
59	MG	CA	3105	1/1	0.97	0.26	7.11	39,39,39,39	0
59	MG	CA	3314	1/1	0.91	0.30	7.09	57,57,57,57	0
59	MG	BA	1787	1/1	0.93	0.27	6.98	55,55,55,55	0
59	MG	AD	310	1/1	0.94	0.38	6.97	78,78,78,78	0
59	MG	CA	3457	1/1	0.82	0.27	6.93	43,43,43,43	0
59	MG	CA	3039	1/1	0.98	0.28	6.89	37,37,37,37	0
59	MG	AA	3120	1/1	0.90	0.25	6.88	33,33,33,33	0
59	MG	CA	3427	1/1	0.98	0.19	6.83	37,37,37,37	0
59	MG	CA	3486	1/1	0.72	0.24	6.74	81,81,81,81	0
59	MG	AA	3690	1/1	0.96	0.20	6.70	50,50,50,50	0
59	MG	AA	3045	1/1	0.91	0.32	6.68	55,55,55,55	0
59	MG	AA	3625	1/1	0.75	0.21	6.62	51,51,51,51	0
59	MG	AA	3534	1/1	0.97	0.19	6.62	14,14,14,14	0
59	MG	AB	3003	1/1	0.79	0.23	6.62	60,60,60,60	0
59	MG	AA	3082	1/1	0.98	0.27	6.61	60,60,60,60	0
59	MG	CE	301	1/1	0.88	0.32	6.60	53,53,53,53	0
59	MG	AA	3569	1/1	0.98	0.22	6.60	17,17,17,17	0
59	MG	AA	3799	1/1	0.99	0.33	6.52	42,42,42,42	0
59	MG	AV	201	1/1	0.99	0.26	6.42	42,42,42,42	0
59	MG	CA	3309	1/1	0.97	0.24	6.41	22,22,22,22	0
59	MG	CA	3410	1/1	0.94	0.22	6.33	25,25,25,25	0
59	MG	AA	3532	1/1	0.96	0.20	6.31	20,20,20,20	0
59	MG	AQ	202	1/1	0.93	0.26	6.27	35,35,35,35	0
59	MG	AA	3042	1/1	0.96	0.24	6.10	32,32,32,32	0
59	MG	AA	3254	1/1	0.94	0.26	6.08	52,52,52,52	0
59	MG	CA	3137	1/1	0.91	0.24	6.08	69,69,69,69	0
59	MG	AA	3519	1/1	0.97	0.23	6.07	27,27,27,27	0
59	MG	BA	1612	1/1	0.74	0.26	6.03	92,92,92,92	0
59	MG	CA	3458	1/1	0.90	0.22	6.03	54,54,54,54	0
59	MG	BA	1684	1/1	0.96	0.28	6.03	61,61,61,61	0
59	MG	CA	3243	1/1	0.92	0.28	5.93	58,58,58,58	0
59	MG	AD	307	1/1	0.84	0.25	5.77	56,56,56,56	0
59	MG	BA	1679	1/1	0.85	0.32	5.75	59,59,59,59	0

Continued on next page...

Continued from previous page...

Mol	Type	Chain	Res	Atoms	RSCC	RSR	LLDF	B-factors(Å ²)	Q<0.9
59	MG	AA	3152	1/1	0.98	0.25	5.58	10,10,10,10	0
59	MG	CA	3229	1/1	0.85	0.20	5.57	53,53,53,53	0
59	MG	AA	3543	1/1	0.98	0.22	5.53	32,32,32,32	0
59	MG	BA	1656	1/1	0.90	0.33	5.52	75,75,75,75	0
59	MG	AA	3830	1/1	0.97	0.27	5.45	47,47,47,47	0
59	MG	AA	3360	1/1	0.97	0.23	5.32	22,22,22,22	0
59	MG	AA	3466	1/1	0.90	0.21	5.31	76,76,76,76	0
59	MG	AA	3563	1/1	0.97	0.21	5.26	34,34,34,34	0
59	MG	BA	1725	1/1	0.97	0.25	5.24	54,54,54,54	0
59	MG	CA	3100	1/1	0.48	0.26	5.19	81,81,81,81	0
59	MG	CA	3492	1/1	0.88	0.24	5.11	59,59,59,59	0
59	MG	AA	3721	1/1	0.97	0.20	5.10	40,40,40,40	0
59	MG	CA	3169	1/1	0.98	0.22	5.08	34,34,34,34	0
59	MG	CA	3332	1/1	0.97	0.24	5.03	29,29,29,29	0
59	MG	AA	3134	1/1	0.92	0.23	5.03	62,62,62,62	0
59	MG	AU	205	1/1	0.95	0.26	4.97	45,45,45,45	0
59	MG	AA	3691	1/1	0.97	0.23	4.91	62,62,62,62	0
59	MG	AD	309	1/1	0.94	0.25	4.89	37,37,37,37	0
59	MG	AA	3404	1/1	0.96	0.20	4.82	27,27,27,27	0
59	MG	CA	3589	1/1	0.92	0.24	4.82	71,71,71,71	0
59	MG	BA	1735	1/1	0.97	0.21	4.80	41,41,41,41	0
59	MG	CA	3330	1/1	0.96	0.21	4.71	36,36,36,36	0
59	MG	CA	3252	1/1	0.95	0.19	4.69	62,62,62,62	0
59	MG	CA	3227	1/1	0.99	0.22	4.68	41,41,41,41	0
59	MG	BA	1723	1/1	0.82	0.25	4.63	70,70,70,70	0
59	MG	CA	3636	1/1	0.91	0.19	4.62	64,64,64,64	0
59	MG	AA	3226	1/1	0.90	0.23	4.62	46,46,46,46	0
59	MG	AA	3510	1/1	0.95	0.24	4.58	17,17,17,17	0
59	MG	DA	1665	1/1	0.84	0.20	4.56	63,63,63,63	0
59	MG	BA	1788	1/1	0.76	0.21	4.53	79,79,79,79	0
59	MG	CW	201	1/1	0.95	0.35	4.48	46,46,46,46	0
59	MG	AA	3593	1/1	0.96	0.22	4.43	15,15,15,15	1
59	MG	AD	308	1/1	0.93	0.42	4.42	46,46,46,46	0
59	MG	CA	3103	1/1	0.97	0.20	4.38	53,53,53,53	0
59	MG	AA	3384	1/1	0.96	0.21	4.21	22,22,22,22	0
59	MG	CA	3372	1/1	0.99	0.18	4.21	35,35,35,35	0
59	MG	AA	3392	1/1	0.95	0.24	4.15	17,17,17,17	0
59	MG	AA	3317	1/1	0.97	0.17	4.13	24,24,24,24	0
59	MG	CA	3201	1/1	0.93	0.23	4.12	45,45,45,45	0
59	MG	BA	1615	1/1	0.96	0.29	4.12	62,62,62,62	0
59	MG	AA	3344	1/1	0.85	0.23	4.09	22,22,22,22	0

Continued on next page...

Continued from previous page...

Mol	Type	Chain	Res	Atoms	RSCC	RSR	LLDF	B-factors(\AA^2)	Q<0.9
59	MG	CA	3285	1/1	0.94	0.20	4.08	63,63,63,63	0
59	MG	AA	3813	1/1	0.96	0.19	4.04	29,29,29,29	1
59	MG	BA	1607	1/1	0.89	0.26	3.99	64,64,64,64	0
59	MG	CA	3413	1/1	0.83	0.22	3.98	39,39,39,39	0
59	MG	CA	3010	1/1	0.96	0.19	3.88	43,43,43,43	0
59	MG	AA	3188	1/1	0.95	0.19	3.80	31,31,31,31	0
59	MG	AA	3829	1/1	0.95	0.24	3.79	47,47,47,47	0
59	MG	BA	1676	1/1	0.91	0.20	3.77	61,61,61,61	0
59	MG	AA	3515	1/1	0.97	0.22	3.76	12,12,12,12	0
59	MG	CA	3557	1/1	0.80	0.23	3.71	76,76,76,76	0
59	MG	CA	3026	1/1	0.92	0.22	3.69	32,32,32,32	1
59	MG	A0	101	1/1	0.83	0.20	3.61	69,69,69,69	0
59	MG	AA	3250	1/1	0.98	0.18	3.61	123,123,123,123	0
59	MG	AA	3193	1/1	0.95	0.20	3.59	40,40,40,40	0
59	MG	CA	3353	1/1	0.98	0.22	3.56	45,45,45,45	0
59	MG	AA	3511	1/1	0.96	0.20	3.56	14,14,14,14	0
59	MG	CB	3007	1/1	0.89	0.22	3.55	52,52,52,52	0
59	MG	AA	3241	1/1	0.64	0.21	3.54	65,65,65,65	0
59	MG	AA	3182	1/1	0.98	0.22	3.54	46,46,46,46	0
59	MG	CA	3383	1/1	0.98	0.20	3.51	30,30,30,30	0
59	MG	DA	1609	1/1	0.86	0.30	3.51	89,89,89,89	0
59	MG	AA	3795	1/1	0.89	0.25	3.37	22,22,22,22	0
59	MG	AA	3794	1/1	0.95	0.42	3.29	60,60,60,60	0
59	MG	AA	3565	1/1	0.96	0.21	3.27	44,44,44,44	0
59	MG	CA	3277	1/1	0.95	0.19	3.26	55,55,55,55	0
59	MG	C3	3001	1/1	0.92	0.40	3.19	72,72,72,72	0
59	MG	DA	1642	1/1	0.67	0.20	3.16	62,62,62,62	0
59	MG	CA	3361	1/1	0.98	0.20	3.10	43,43,43,43	0
59	MG	AB	3020	1/1	0.86	0.18	3.04	62,62,62,62	0
59	MG	CA	3552	1/1	0.95	0.18	3.02	30,30,30,30	0
59	MG	AA	3708	1/1	0.81	0.29	3.02	61,61,61,61	0
59	MG	AA	3335	1/1	0.98	0.24	3.02	15,15,15,15	0
59	MG	BA	1631	1/1	0.71	0.18	2.99	71,71,71,71	0
59	MG	CA	3526	1/1	0.93	0.21	2.98	58,58,58,58	0
59	MG	CQ	202	1/1	0.65	0.29	2.97	74,74,74,74	0
59	MG	AA	3793	1/1	0.98	0.22	2.90	7,7,7,7	0
59	MG	AA	3393	1/1	0.95	0.20	2.81	23,23,23,23	0
59	MG	AA	3576	1/1	0.90	0.18	2.81	52,52,52,52	0
59	MG	AA	3443	1/1	0.94	0.19	2.80	33,33,33,33	0
59	MG	AA	3529	1/1	0.96	0.20	2.79	30,30,30,30	0
59	MG	AA	3561	1/1	0.98	0.21	2.77	21,21,21,21	0

Continued on next page...

Continued from previous page...

Mol	Type	Chain	Res	Atoms	RSCC	RSR	LLDF	B-factors(Å ²)	Q<0.9
59	MG	AA	3047	1/1	0.88	0.19	2.75	29,29,29,29	0
59	MG	CA	3661	1/1	0.94	0.23	2.74	27,27,27,27	0
59	MG	AA	3730	1/1	0.97	0.17	2.70	75,75,75,75	0
59	MG	AF	301	1/1	0.91	0.20	2.70	35,35,35,35	1
59	MG	CA	3002	1/1	0.97	0.23	2.65	28,28,28,28	0
59	MG	AA	3718	1/1	0.93	0.21	2.64	42,42,42,42	0
59	MG	AA	3702	1/1	0.99	0.20	2.63	14,14,14,14	0
59	MG	BA	1757	1/1	0.93	0.22	2.63	43,43,43,43	0
59	MG	AA	3659	1/1	0.88	0.18	2.58	73,73,73,73	0
59	MG	AA	3053	1/1	0.99	0.18	2.56	19,19,19,19	0
59	MG	BA	1641	1/1	0.89	0.20	2.54	54,54,54,54	0
59	MG	CA	3318	1/1	0.96	0.21	2.54	24,24,24,24	0
59	MG	BA	1627	1/1	0.95	0.23	2.51	51,51,51,51	0
59	MG	CA	3660	1/1	0.93	0.20	2.51	60,60,60,60	0
59	MG	AA	3391	1/1	0.92	0.20	2.49	19,19,19,19	0
59	MG	AA	3429	1/1	0.93	0.20	2.47	31,31,31,31	0
59	MG	CA	3045	1/1	0.98	0.18	2.45	60,60,60,60	0
59	MG	AA	3806	1/1	0.95	0.18	2.45	42,42,42,42	0
59	MG	BA	1616	1/1	0.54	0.27	2.38	122,122,122,122	0
59	MG	AA	3509	1/1	0.95	0.16	2.35	40,40,40,40	0
59	MG	DT	3001	1/1	0.63	0.43	2.35	60,60,60,60	0
59	MG	AA	3688	1/1	0.96	0.15	2.33	25,25,25,25	0
59	MG	AA	3362	1/1	0.98	0.17	2.31	46,46,46,46	0
59	MG	AA	3766	1/1	0.94	0.17	2.30	54,54,54,54	0
59	MG	CA	3653	1/1	0.97	0.20	2.30	32,32,32,32	0
59	MG	DA	1655	1/1	0.63	0.24	2.26	83,83,83,83	0
59	MG	AA	3568	1/1	0.97	0.19	2.25	15,15,15,15	0
59	MG	AA	3294	1/1	0.98	0.17	2.25	37,37,37,37	0
59	MG	CA	3346	1/1	0.95	0.19	2.20	30,30,30,30	0
59	MG	DA	1683	1/1	0.87	0.33	2.17	58,58,58,58	0
59	MG	AA	3413	1/1	0.94	0.19	2.14	25,25,25,25	0
59	MG	AA	3328	1/1	0.99	0.16	2.12	42,42,42,42	0
59	MG	DA	1641	1/1	0.87	0.25	2.10	74,74,74,74	0
59	MG	CA	3569	1/1	0.88	0.19	2.10	41,41,41,41	0
59	MG	AA	3020	1/1	0.98	0.18	2.09	11,11,11,11	0
59	MG	AA	3743	1/1	0.93	0.17	2.08	67,67,67,67	0
59	MG	AU	203	1/1	0.97	0.22	2.07	31,31,31,31	0
59	MG	CV	202	1/1	0.98	0.21	2.04	38,38,38,38	0
59	MG	AA	3313	1/1	0.90	0.17	1.98	39,39,39,39	0
59	MG	AA	3682	1/1	0.97	0.17	1.97	31,31,31,31	0
59	MG	CA	3448	1/1	0.92	0.21	1.95	37,37,37,37	0

Continued on next page...

Continued from previous page...

Mol	Type	Chain	Res	Atoms	RSCC	RSR	LLDF	B-factors(\AA^2)	Q<0.9
59	MG	CA	3627	1/1	0.97	0.19	1.94	60,60,60,60	0
59	MG	CA	3572	1/1	0.78	0.17	1.93	70,70,70,70	0
59	MG	AA	3745	1/1	0.99	0.18	1.92	68,68,68,68	0
59	MG	AA	3407	1/1	0.98	0.20	1.92	10,10,10,10	0
59	MG	AA	3049	1/1	0.97	0.18	1.91	35,35,35,35	0
59	MG	CA	3615	1/1	0.89	0.20	1.89	28,28,28,28	0
59	MG	CA	3013	1/1	0.81	0.23	1.89	42,42,42,42	0
59	MG	DA	1661	1/1	0.92	0.18	1.84	66,66,66,66	0
59	MG	CD	304	1/1	0.94	0.30	1.76	28,28,28,28	0
59	MG	DA	1696	1/1	0.96	0.18	1.72	53,53,53,53	0
59	MG	BA	1726	1/1	0.94	0.20	1.70	46,46,46,46	0
59	MG	BA	1680	1/1	0.95	0.19	1.70	40,40,40,40	0
59	MG	CA	3264	1/1	0.88	0.19	1.69	60,60,60,60	0
59	MG	C1	101	1/1	0.94	0.19	1.63	57,57,57,57	0
59	MG	AA	3035	1/1	0.85	0.16	1.63	48,48,48,48	0
59	MG	BA	1705	1/1	0.89	0.24	1.62	53,53,53,53	0
59	MG	AA	3623	1/1	0.97	0.17	1.52	28,28,28,28	0
59	MG	CA	3232	1/1	0.95	0.17	1.49	54,54,54,54	0
59	MG	AA	3319	1/1	0.92	0.19	1.40	58,58,58,58	0
59	MG	CQ	201	1/1	0.88	0.24	1.40	72,72,72,72	0
59	MG	AU	201	1/1	0.97	0.19	1.35	25,25,25,25	0
59	MG	AA	3276	1/1	0.94	0.24	1.34	67,67,67,67	0
59	MG	BA	1815	1/1	0.85	0.23	1.34	53,53,53,53	0
59	MG	CA	3421	1/1	0.94	0.20	1.31	57,57,57,57	0
59	MG	CA	3598	1/1	0.83	0.16	1.31	65,65,65,65	0
59	MG	BA	1742	1/1	0.94	0.18	1.31	48,48,48,48	0
59	MG	BA	1671	1/1	0.89	0.21	1.28	101,101,101,101	0
59	MG	CA	3268	1/1	0.95	0.18	1.27	52,52,52,52	0
59	MG	BA	1730	1/1	0.88	0.19	1.23	53,53,53,53	0
59	MG	CA	3523	1/1	0.98	0.14	1.23	37,37,37,37	0
59	MG	AA	3222	1/1	0.97	0.17	1.21	4,4,4,4	0
59	MG	AA	3821	1/1	0.97	0.19	1.20	38,38,38,38	0
59	MG	DA	1697	1/1	0.98	0.18	1.17	48,48,48,48	0
59	MG	AA	3815	1/1	0.97	0.17	1.16	30,30,30,30	0
59	MG	CA	3324	1/1	0.96	0.18	1.14	26,26,26,26	0
59	MG	AA	3738	1/1	0.93	0.19	1.12	24,24,24,24	0
59	MG	AA	3831	1/1	0.97	0.20	1.10	37,37,37,37	0
59	MG	AB	3016	1/1	0.97	0.14	1.07	34,34,34,34	0
59	MG	AF	303	1/1	0.98	0.21	1.05	19,19,19,19	0
59	MG	AA	3627	1/1	0.80	0.15	1.00	76,76,76,76	0
59	MG	AA	3058	1/1	0.92	0.15	0.95	22,22,22,22	0
59	MG	AA	3489	1/1	0.97	0.18	0.94	15,15,15,15	0

Continued on next page...

Continued from previous page...

Mol	Type	Chain	Res	Atoms	RSCC	RSR	LLDF	B-factors(\AA^2)	Q<0.9
59	MG	CA	3614	1/1	0.93	0.24	0.92	62,62,62,62	0
59	MG	AA	3318	1/1	0.96	0.16	0.91	23,23,23,23	0
59	MG	BA	1649	1/1	0.91	0.17	0.85	35,35,35,35	0
59	MG	AA	3537	1/1	0.96	0.17	0.84	20,20,20,20	0
59	MG	CA	3417	1/1	0.89	0.21	0.82	56,56,56,56	0
59	MG	AA	3007	1/1	0.95	0.15	0.75	12,12,12,12	0
59	MG	CA	3070	1/1	0.83	0.17	0.70	60,60,60,60	0
59	MG	AA	3205	1/1	0.91	0.15	0.68	42,42,42,42	0
59	MG	AA	3528	1/1	0.98	0.16	0.64	19,19,19,19	0
59	MG	BA	1702	1/1	0.97	0.19	0.62	46,46,46,46	0
59	MG	DA	1717	1/1	0.59	0.28	0.60	95,95,95,95	0
59	MG	AA	3546	1/1	0.96	0.14	0.60	60,60,60,60	0
59	MG	CA	3392	1/1	0.84	0.19	0.54	43,43,43,43	0
59	MG	AA	3052	1/1	0.96	0.17	0.54	11,11,11,11	0
59	MG	BA	1625	1/1	0.85	0.16	0.49	86,86,86,86	0
59	MG	CA	3170	1/1	0.94	0.17	0.44	32,32,32,32	0
59	MG	AA	3245	1/1	0.94	0.18	0.42	11,11,11,11	0
59	MG	CA	3279	1/1	0.78	0.17	0.42	26,26,26,26	0
59	MG	DA	1689	1/1	0.89	0.18	0.42	56,56,56,56	0
59	MG	DA	1614	1/1	0.82	0.19	0.42	65,65,65,65	0
59	MG	CA	3132	1/1	0.94	0.17	0.40	48,48,48,48	0
59	MG	AA	3477	1/1	0.99	0.18	0.37	14,14,14,14	0
59	MG	AA	3521	1/1	0.95	0.18	0.33	19,19,19,19	0
59	MG	CA	3601	1/1	0.95	0.14	0.33	57,57,57,57	0
59	MG	AA	3518	1/1	0.94	0.17	0.28	14,14,14,14	0
59	MG	AA	3585	1/1	0.98	0.17	0.27	35,35,35,35	0
59	MG	CA	3464	1/1	0.96	0.18	0.27	36,36,36,36	0
59	MG	DA	1669	1/1	0.82	0.21	0.24	65,65,65,65	0
59	MG	AD	303	1/1	0.86	0.16	0.23	50,50,50,50	0
59	MG	CA	3360	1/1	0.96	0.17	0.21	38,38,38,38	0
59	MG	BA	1760	1/1	0.92	0.17	0.18	53,53,53,53	0
59	MG	BB	3001	1/1	0.78	0.16	0.17	91,91,91,91	0
59	MG	AA	3674	1/1	0.95	0.14	0.14	30,30,30,30	0
59	MG	AD	302	1/1	0.90	0.16	0.12	17,17,17,17	0
59	MG	CA	3282	1/1	0.99	0.18	0.10	36,36,36,36	0
59	MG	CA	3296	1/1	0.83	0.15	0.09	79,79,79,79	0
59	MG	AA	3800	1/1	0.92	0.17	0.06	35,35,35,35	0
59	MG	CA	3266	1/1	0.99	0.15	0.05	36,36,36,36	0
59	MG	BA	1655	1/1	0.80	0.15	0.04	59,59,59,59	0
59	MG	CA	3310	1/1	0.89	0.17	0.02	47,47,47,47	0
59	MG	AA	3739	1/1	0.72	0.18	0.01	38,38,38,38	0
59	MG	AA	3676	1/1	0.90	0.15	-0.03	26,26,26,26	0

Continued on next page...

Continued from previous page...

Mol	Type	Chain	Res	Atoms	RSCC	RSR	LLDF	B-factors(\AA^2)	Q<0.9
59	MG	AA	3587	1/1	0.98	0.15	-0.04	28,28,28,28	0
59	MG	AA	3396	1/1	0.97	0.17	-0.05	16,16,16,16	0
59	MG	AA	3463	1/1	0.98	0.16	-0.07	15,15,15,15	0
59	MG	DA	1672	1/1	0.91	0.23	-0.09	77,77,77,77	0
59	MG	DA	1747	1/1	0.95	0.14	-0.10	48,48,48,48	0
59	MG	AA	3460	1/1	0.97	0.14	-0.11	27,27,27,27	0
59	MG	AA	3753	1/1	0.98	0.15	-0.12	30,30,30,30	0
59	MG	CA	3397	1/1	0.95	0.15	-0.18	57,57,57,57	0
59	MG	CA	3357	1/1	0.94	0.12	-0.21	66,66,66,66	0
59	MG	CA	3274	1/1	0.91	0.15	-0.21	52,52,52,52	0
59	MG	CA	3419	1/1	0.89	0.15	-0.25	59,59,59,59	0
59	MG	AA	3522	1/1	0.95	0.17	-0.30	30,30,30,30	0
60	ZN	A5	501	1/1	0.99	0.13	-0.34	30,30,30,30	0
59	MG	CO	5001	1/1	0.96	0.18	-0.34	50,50,50,50	0
59	MG	AA	3390	1/1	0.97	0.16	-0.34	23,23,23,23	0
59	MG	CA	3269	1/1	0.94	0.15	-0.37	81,81,81,81	0
59	MG	AA	3523	1/1	0.98	0.16	-0.37	13,13,13,13	0
59	MG	AA	3004	1/1	0.94	0.16	-0.37	21,21,21,21	0
62	GDP	DZ	703	28/28	0.96	0.14	-0.38	66,66,66,66	1
59	MG	CA	3189	1/1	0.87	0.15	-0.38	50,50,50,50	0
59	MG	CA	3315	1/1	0.97	0.13	-0.40	47,47,47,47	0
59	MG	CF	303	1/1	0.92	0.14	-0.42	51,51,51,51	0
59	MG	AA	3436	1/1	0.98	0.18	-0.43	12,12,12,12	0
60	ZN	A6	102	1/1	0.99	0.12	-0.45	40,40,40,40	0
59	MG	AA	3744	1/1	0.88	0.16	-0.50	34,34,34,34	0
59	MG	CA	3320	1/1	0.96	0.16	-0.52	36,36,36,36	0
59	MG	AA	3438	1/1	0.99	0.15	-0.53	17,17,17,17	0
59	MG	AA	3303	1/1	0.99	0.15	-0.54	24,24,24,24	0
59	MG	DA	1680	1/1	0.93	0.18	-0.54	56,56,56,56	0
59	MG	CA	3177	1/1	0.93	0.15	-0.55	29,29,29,29	0
59	MG	CA	3085	1/1	0.99	0.17	-0.56	25,25,25,25	0
59	MG	DA	1625	1/1	0.92	0.15	-0.58	50,50,50,50	0
59	MG	DE	201	1/1	0.92	0.17	-0.61	84,84,84,84	0
59	MG	CA	3104	1/1	0.94	0.16	-0.61	80,80,80,80	0
59	MG	BA	1696	1/1	0.84	0.16	-0.65	98,98,98,98	0
59	MG	AA	3399	1/1	0.96	0.16	-0.66	16,16,16,16	0
59	MG	AA	3512	1/1	0.99	0.16	-0.67	38,38,38,38	0
59	MG	DA	1700	1/1	0.93	0.16	-0.69	61,61,61,61	0
59	MG	AD	306	1/1	0.90	0.14	-0.69	65,65,65,65	0
62	GDP	BZ	702	28/28	0.97	0.12	-0.70	57,57,57,57	0
59	MG	CA	3664	1/1	0.94	0.14	-0.71	48,48,48,48	0
60	ZN	A9	501	1/1	1.00	0.12	-0.72	42,42,42,42	0

Continued on next page...

Continued from previous page...

Mol	Type	Chain	Res	Atoms	RSCC	RSR	LLDF	B-factors(Å ²)	Q<0.9
59	MG	CA	3433	1/1	0.99	0.12	-0.72	82,82,82,82	0
59	MG	CA	3012	1/1	0.95	0.16	-0.73	65,65,65,65	0
59	MG	CA	3370	1/1	0.94	0.14	-0.76	41,41,41,41	0
59	MG	CA	3339	1/1	0.97	0.14	-0.76	24,24,24,24	0
59	MG	AA	3001	1/1	0.94	0.15	-0.78	25,25,25,25	0
59	MG	DA	1723	1/1	0.93	0.13	-0.79	53,53,53,53	0
59	MG	CA	3299	1/1	0.96	0.15	-0.79	64,64,64,64	0
59	MG	DA	1771	1/1	0.83	0.12	-0.83	60,60,60,60	0
60	ZN	C4	501	1/1	0.92	0.11	-0.83	194,194,194,194	0
59	MG	CA	3223	1/1	0.89	0.15	-0.87	59,59,59,59	0
59	MG	CA	3311	1/1	0.99	0.14	-0.87	50,50,50,50	0
59	MG	CA	3300	1/1	0.96	0.13	-0.89	47,47,47,47	0
59	MG	AA	3445	1/1	0.87	0.14	-0.91	23,23,23,23	0
59	MG	BA	1750	1/1	0.84	0.21	-0.92	55,55,55,55	0
59	MG	AA	3411	1/1	0.98	0.15	-0.97	12,12,12,12	0
59	MG	AA	3305	1/1	0.96	0.17	-1.00	25,25,25,25	0
59	MG	AA	3112	1/1	0.95	0.14	-1.01	61,61,61,61	0
60	ZN	AY	501	1/1	0.99	0.10	-1.01	61,61,61,61	0
59	MG	CA	3317	1/1	0.88	0.14	-1.02	49,49,49,49	0
59	MG	AA	3539	1/1	0.97	0.15	-1.03	34,34,34,34	0
60	ZN	C9	501	1/1	0.98	0.09	-1.04	75,75,75,75	0
59	MG	BA	1748	1/1	0.92	0.14	-1.06	63,63,63,63	0
59	MG	AA	3490	1/1	0.94	0.16	-1.06	27,27,27,27	0
59	MG	DA	1703	1/1	0.89	0.21	-1.07	89,89,89,89	0
59	MG	CF	304	1/1	0.97	0.14	-1.07	65,65,65,65	0
59	MG	AA	3600	1/1	0.98	0.15	-1.12	25,25,25,25	0
60	ZN	C5	102	1/1	0.97	0.10	-1.16	66,66,66,66	0
59	MG	BA	1686	1/1	0.98	0.15	-1.19	36,36,36,36	0
59	MG	CA	3004	1/1	0.96	0.14	-1.24	49,49,49,49	0
59	MG	AA	3452	1/1	0.98	0.14	-1.28	14,14,14,14	0
59	MG	BA	1766	1/1	0.96	0.15	-1.28	62,62,62,62	0
59	MG	CA	3562	1/1	0.95	0.14	-1.32	29,29,29,29	0
59	MG	BA	1603	1/1	0.83	0.11	-1.34	61,61,61,61	0
59	MG	AA	3386	1/1	0.96	0.12	-1.35	45,45,45,45	0
59	MG	AA	3727	1/1	0.97	0.14	-1.36	23,23,23,23	0
59	MG	AA	3551	1/1	0.85	0.12	-1.39	39,39,39,39	0
59	MG	BE	3001	1/1	0.93	0.11	-1.45	78,78,78,78	0
59	MG	AA	3282	1/1	0.90	0.12	-1.45	33,33,33,33	0
60	ZN	DN	501	1/1	0.96	0.08	-1.46	117,117,117,117	0
59	MG	CA	3337	1/1	0.95	0.14	-1.47	20,20,20,20	0
59	MG	CA	3462	1/1	0.92	0.12	-1.49	63,63,63,63	0
59	MG	CA	3490	1/1	0.80	0.13	-1.51	50,50,50,50	0

Continued on next page...

Continued from previous page...

Mol	Type	Chain	Res	Atoms	RSCC	RSR	LLDF	B-factors(\AA^2)	Q<0.9
59	MG	AA	3575	1/1	0.85	0.14	-1.52	35,35,35,35	0
60	ZN	C6	501	1/1	0.97	0.10	-1.53	66,66,66,66	0
61	SF4	BD	501	8/8	0.98	0.10	-1.54	78,78,78,78	0
59	MG	CA	3453	1/1	0.90	0.16	-1.54	35,35,35,35	0
59	MG	CA	3048	1/1	0.94	0.10	-1.54	47,47,47,47	0
59	MG	BN	503	1/1	0.91	0.14	-1.57	62,62,62,62	0
59	MG	CA	3663	1/1	0.89	0.12	-1.58	64,64,64,64	0
60	ZN	BN	501	1/1	0.93	0.10	-1.58	132,132,132,132	0
59	MG	DA	1711	1/1	0.96	0.13	-1.59	60,60,60,60	0
59	MG	CA	3321	1/1	0.95	0.14	-1.59	28,28,28,28	0
59	MG	AA	3397	1/1	0.97	0.14	-1.62	13,13,13,13	0
60	ZN	CY	501	1/1	0.97	0.06	-1.62	101,101,101,101	0
59	MG	DA	1648	1/1	0.99	0.12	-1.66	40,40,40,40	0
59	MG	BA	1700	1/1	0.85	0.14	-1.68	52,52,52,52	0
59	MG	AB	3014	1/1	0.98	0.12	-1.69	56,56,56,56	0
59	MG	BA	1613	1/1	0.85	0.12	-1.73	76,76,76,76	0
59	MG	BK	201	1/1	0.93	0.10	-1.75	44,44,44,44	0
59	MG	BA	1754	1/1	0.92	0.13	-1.76	49,49,49,49	0
59	MG	AA	3624	1/1	0.91	0.12	-1.81	42,42,42,42	0
59	MG	CA	3498	1/1	0.97	0.12	-1.83	49,49,49,49	0
59	MG	CA	3192	1/1	0.90	0.11	-1.83	45,45,45,45	0
59	MG	AA	3762	1/1	0.95	0.14	-1.85	23,23,23,23	0
59	MG	AA	3401	1/1	0.99	0.15	-1.85	21,21,21,21	0
59	MG	DE	202	1/1	0.85	0.08	-1.86	100,100,100,100	0
59	MG	AA	3779	1/1	0.97	0.12	-1.89	22,22,22,22	0
59	MG	CA	3178	1/1	0.93	0.13	-1.95	54,54,54,54	0
59	MG	AA	3416	1/1	0.98	0.15	-2.01	14,14,14,14	0
60	ZN	A4	501	1/1	0.94	0.07	-2.02	117,117,117,117	0
59	MG	CA	3009	1/1	0.95	0.10	-2.02	27,27,27,27	0
59	MG	DA	1768	1/1	0.94	0.07	-2.04	59,59,59,59	0
59	MG	AA	3236	1/1	0.94	0.14	-2.07	57,57,57,57	0
59	MG	BA	1795	1/1	0.94	0.10	-2.09	59,59,59,59	0
59	MG	BA	1746	1/1	0.92	0.12	-2.15	33,33,33,33	0
59	MG	CA	3594	1/1	0.91	0.11	-2.15	73,73,73,73	0
59	MG	CX	5001	1/1	0.90	0.14	-2.16	65,65,65,65	0
59	MG	AG	201	1/1	0.97	0.07	-2.18	38,38,38,38	0
59	MG	BA	1617	1/1	0.93	0.12	-2.19	118,118,118,118	0
59	MG	CA	3079	1/1	0.91	0.10	-2.20	41,41,41,41	0
59	MG	CG	3001	1/1	0.96	0.10	-2.27	65,65,65,65	0
59	MG	AA	3190	1/1	0.94	0.13	-2.30	24,24,24,24	0
59	MG	CA	3592	1/1	0.98	0.14	-2.30	64,64,64,64	0
61	SF4	DD	501	8/8	0.98	0.10	-2.32	82,82,82,82	1

Continued on next page...

Continued from previous page...

Mol	Type	Chain	Res	Atoms	RSCC	RSR	LLDF	B-factors(\AA^2)	Q<0.9
59	MG	AA	3084	1/1	0.96	0.10	-2.35	23,23,23,23	0
59	MG	CA	3214	1/1	0.98	0.11	-2.37	22,22,22,22	0
59	MG	CA	3123	1/1	0.96	0.09	-2.39	29,29,29,29	0
59	MG	AA	3502	1/1	0.94	0.13	-2.46	29,29,29,29	1
59	MG	CB	3004	1/1	0.93	0.13	-2.47	55,55,55,55	0
59	MG	AA	3725	1/1	0.96	0.15	-2.47	13,13,13,13	0
59	MG	AA	3578	1/1	0.97	0.13	-2.48	28,28,28,28	0
59	MG	BA	1611	1/1	0.92	0.13	-2.58	31,31,31,31	0
59	MG	CA	3561	1/1	0.94	0.14	-2.59	41,41,41,41	1
59	MG	CA	3017	1/1	0.97	0.14	-2.60	30,30,30,30	0
59	MG	AA	3099	1/1	0.95	0.10	-2.64	53,53,53,53	0
59	MG	CA	3283	1/1	0.94	0.12	-2.64	31,31,31,31	0
59	MG	CE	305	1/1	0.95	0.04	-2.69	58,58,58,58	0
59	MG	AG	202	1/1	0.95	0.06	-2.76	54,54,54,54	0
59	MG	CA	3528	1/1	0.82	0.10	-2.76	38,38,38,38	0
59	MG	BM	201	1/1	0.96	0.04	-2.77	62,62,62,62	0
59	MG	AA	3497	1/1	0.97	0.13	-2.80	44,44,44,44	0
59	MG	CA	3425	1/1	0.97	0.12	-2.84	50,50,50,50	0
59	MG	CA	3211	1/1	0.97	0.09	-2.89	29,29,29,29	0
59	MG	AA	3382	1/1	0.96	0.12	-2.89	37,37,37,37	0
59	MG	DA	1621	1/1	0.89	0.09	-2.92	42,42,42,42	0
59	MG	AA	3673	1/1	0.93	0.11	-2.92	38,38,38,38	0
59	MG	AA	3021	1/1	0.95	0.13	-2.95	33,33,33,33	0
59	MG	AA	3320	1/1	0.97	0.14	-3.01	37,37,37,37	0
59	MG	CA	3064	1/1	0.97	0.09	-3.02	48,48,48,48	0
59	MG	DA	1722	1/1	0.79	0.13	-3.03	77,77,77,77	0
59	MG	AA	3218	1/1	0.94	0.09	-3.17	67,67,67,67	0
59	MG	CA	3617	1/1	0.97	0.13	-3.21	41,41,41,41	0
59	MG	CA	3275	1/1	0.94	0.10	-3.34	61,61,61,61	0
59	MG	AA	3069	1/1	0.90	0.10	-3.35	28,28,28,28	0
59	MG	CA	3489	1/1	0.94	0.10	-3.39	39,39,39,39	0
59	MG	DA	1657	1/1	0.96	0.10	-3.49	23,23,23,23	0
59	MG	AA	3203	1/1	0.92	0.07	-3.49	59,59,59,59	0
59	MG	BT	3001	1/1	0.96	0.12	-3.52	46,46,46,46	0
59	MG	BA	1681	1/1	0.96	0.10	-3.57	53,53,53,53	0
59	MG	AA	3777	1/1	0.98	0.12	-3.63	41,41,41,41	0
59	MG	CA	3019	1/1	0.97	0.11	-3.65	22,22,22,22	0
59	MG	AA	3757	1/1	0.95	0.07	-3.66	14,14,14,14	0
59	MG	DA	1685	1/1	0.95	0.10	-3.68	46,46,46,46	0
59	MG	CA	3262	1/1	0.96	0.12	-3.71	11,11,11,11	0
59	MG	AB	3007	1/1	0.96	0.07	-3.76	39,39,39,39	0
59	MG	CA	3652	1/1	0.98	0.14	-3.81	23,23,23,23	0

Continued on next page...

Continued from previous page...

Mol	Type	Chain	Res	Atoms	RSCC	RSR	LLDF	B-factors(Å ²)	Q<0.9
59	MG	AA	3017	1/1	0.90	0.11	-3.89	61,61,61,61	0
59	MG	AA	3022	1/1	0.95	0.13	-3.90	5,5,5,5	0
59	MG	AA	3037	1/1	0.98	0.11	-3.96	4,4,4,4	0
59	MG	CA	3018	1/1	0.94	0.08	-3.96	41,41,41,41	0
59	MG	AA	3406	1/1	0.97	0.09	-4.17	20,20,20,20	0
59	MG	AA	3262	1/1	0.96	0.15	-4.26	15,15,15,15	0
59	MG	BA	1621	1/1	0.93	0.12	-4.27	51,51,51,51	0
59	MG	CA	3595	1/1	0.90	0.10	-4.27	70,70,70,70	0
59	MG	CA	3364	1/1	0.97	0.10	-4.37	22,22,22,22	0
59	MG	BA	1794	1/1	0.90	0.07	-4.45	38,38,38,38	0
59	MG	AA	3326	1/1	0.97	0.10	-4.49	36,36,36,36	1
59	MG	AA	3380	1/1	0.99	0.12	-4.55	18,18,18,18	0
59	MG	CA	3027	1/1	0.97	0.06	-4.56	31,31,31,31	0
59	MG	AA	3009	1/1	0.91	0.09	-4.60	22,22,22,22	0
59	MG	CA	3438	1/1	0.98	0.14	-4.61	24,24,24,24	0
59	MG	AA	3345	1/1	0.99	0.13	-4.71	6,6,6,6	0
59	MG	AA	3621	1/1	0.96	0.07	-4.87	17,17,17,17	0
59	MG	CA	3056	1/1	0.93	0.09	-4.95	63,63,63,63	0
59	MG	BA	1743	1/1	0.97	0.06	-4.98	41,41,41,41	0
59	MG	AA	3506	1/1	0.97	0.10	-4.99	48,48,48,48	0
59	MG	CA	3306	1/1	0.98	0.08	-5.29	24,24,24,24	0
59	MG	CA	3468	1/1	0.97	0.06	-5.45	53,53,53,53	0
59	MG	CA	3292	1/1	0.99	0.09	-5.45	12,12,12,12	0
59	MG	DA	1628	1/1	0.96	0.09	-5.50	39,39,39,39	0
59	MG	AA	3350	1/1	0.96	0.08	-5.52	36,36,36,36	0
59	MG	CA	3604	1/1	0.92	0.09	-5.53	62,62,62,62	0
59	MG	BA	1813	1/1	0.90	0.07	-5.72	55,55,55,55	0
59	MG	AA	3011	1/1	0.99	0.08	-6.11	16,16,16,16	0
59	MG	CA	3342	1/1	0.98	0.11	-6.13	33,33,33,33	0
59	MG	CA	3138	1/1	0.97	0.04	-6.18	86,86,86,86	0
59	MG	AA	3473	1/1	0.97	0.07	-6.20	53,53,53,53	0
59	MG	AA	3654	1/1	0.91	0.06	-6.26	67,67,67,67	0
59	MG	DA	1750	1/1	0.94	0.09	-6.41	67,67,67,67	0
59	MG	AA	3620	1/1	0.94	0.12	-6.44	22,22,22,22	0
59	MG	AA	3377	1/1	0.98	0.06	-6.61	20,20,20,20	0
59	MG	AA	3560	1/1	0.95	0.13	-6.97	29,29,29,29	0
59	MG	AA	3388	1/1	0.96	0.08	-7.36	28,28,28,28	0
59	MG	AA	3072	1/1	0.98	0.08	-7.52	19,19,19,19	0
59	MG	AA	3338	1/1	0.98	0.08	-9.30	28,28,28,28	0
59	MG	AA	3770	1/1	0.97	0.13	-9.77	43,43,43,43	0
59	MG	CA	3491	1/1	0.96	0.06	-10.09	44,44,44,44	0
59	MG	CA	3581	1/1	0.85	0.12	-10.24	38,38,38,38	0

Continued on next page...

Continued from previous page...

Mol	Type	Chain	Res	Atoms	RSCC	RSR	LLDF	B-factors(\AA^2)	Q<0.9
59	MG	AA	3387	1/1	0.94	0.08	-10.26	29,29,29,29	0
59	MG	AA	3589	1/1	0.93	0.08	-10.71	55,55,55,55	0
59	MG	CA	3644	1/1	0.83	0.21	-	66,66,66,66	0
59	MG	AB	3018	1/1	0.94	0.23	-	69,69,69,69	0
59	MG	AA	3488	1/1	0.98	0.20	-	36,36,36,36	0
59	MG	AA	3494	1/1	0.95	0.09	-	34,34,34,34	0
59	MG	AA	3373	1/1	0.91	0.17	-	48,48,48,48	0
59	MG	AA	3311	1/1	0.98	0.14	-	2,2,2,2	0
59	MG	BA	1812	1/1	0.49	0.20	-	79,79,79,79	0
59	MG	AA	3048	1/1	0.95	0.16	-	28,28,28,28	0
59	MG	AB	3022	1/1	0.95	0.13	-	61,61,61,61	0
59	MG	CA	3343	1/1	0.91	0.12	-	32,32,32,32	0
59	MG	AA	3437	1/1	0.98	0.18	-	17,17,17,17	0
59	MG	CA	3259	1/1	0.92	0.27	-	80,80,80,80	0
59	MG	BA	1652	1/1	0.86	0.12	-	59,59,59,59	0
59	MG	CA	3549	1/1	0.92	0.16	-	70,70,70,70	0
59	MG	AA	3157	1/1	0.87	0.49	-	91,91,91,91	0
59	MG	CA	3504	1/1	0.94	0.13	-	79,79,79,79	0
59	MG	AA	3453	1/1	0.97	0.24	-	39,39,39,39	0
59	MG	BA	1668	1/1	0.80	0.16	-	69,69,69,69	0
59	MG	BA	1620	1/1	0.91	0.17	-	52,52,52,52	0
59	MG	AA	3479	1/1	0.84	0.23	-	55,55,55,55	0
59	MG	CA	3304	1/1	0.70	0.12	-	67,67,67,67	0
59	MG	AA	3776	1/1	0.83	0.12	-	69,69,69,69	0
59	MG	AA	3722	1/1	0.91	0.13	-	37,37,37,37	0
59	MG	CA	3155	1/1	0.32	0.24	-	112,112,112,112	0
59	MG	AA	3714	1/1	0.84	0.23	-	70,70,70,70	0
59	MG	AA	3006	1/1	0.95	0.35	-	52,52,52,52	0
59	MG	DA	1737	1/1	0.87	0.20	-	69,69,69,69	0
59	MG	AA	3234	1/1	0.92	0.30	-	36,36,36,36	0
59	MG	AA	3003	1/1	0.98	0.06	-	8,8,8,8	0
59	MG	AN	3003	1/1	0.88	0.08	-	55,55,55,55	0
59	MG	BA	1803	1/1	0.86	0.12	-	64,64,64,64	0
59	MG	AA	3626	1/1	0.84	0.18	-	35,35,35,35	0
59	MG	AA	3432	1/1	0.98	0.23	-	42,42,42,42	0
59	MG	AA	3426	1/1	0.97	0.17	-	20,20,20,20	0
59	MG	CA	3021	1/1	0.90	0.44	-	69,69,69,69	0
59	MG	BA	1677	1/1	0.98	0.17	-	28,28,28,28	0
59	MG	AB	3012	1/1	0.98	0.15	-	23,23,23,23	1
59	MG	AA	3125	1/1	0.97	0.17	-	22,22,22,22	1
59	MG	AA	3267	1/1	0.90	0.35	-	53,53,53,53	0
59	MG	CA	3319	1/1	0.87	0.14	-	65,65,65,65	0

Continued on next page...

Continued from previous page...

Mol	Type	Chain	Res	Atoms	RSCC	RSR	LLDF	B-factors(\AA^2)	Q<0.9
59	MG	CA	3273	1/1	0.84	0.35	-	58,58,58,58	0
59	MG	AA	3325	1/1	0.95	0.16	-	70,70,70,70	0
59	MG	CA	3362	1/1	0.96	0.12	-	43,43,43,43	0
59	MG	CA	3553	1/1	0.74	0.18	-	90,90,90,90	0
59	MG	DA	1673	1/1	0.98	0.14	-	82,82,82,82	0
59	MG	BA	1777	1/1	0.97	0.28	-	71,71,71,71	0
59	MG	AA	3656	1/1	0.84	0.24	-	80,80,80,80	0
59	MG	DA	1617	1/1	0.89	0.18	-	64,64,64,64	0
59	MG	AB	3006	1/1	0.84	0.19	-	57,57,57,57	0
59	MG	AA	3769	1/1	0.72	0.17	-	63,63,63,63	0
59	MG	DA	1603	1/1	0.83	0.11	-	72,72,72,72	0
59	MG	DA	1733	1/1	0.57	0.35	-	92,92,92,92	0
59	MG	AA	3486	1/1	0.91	0.22	-	67,67,67,67	0
59	MG	AA	3449	1/1	0.92	0.23	-	50,50,50,50	0
59	MG	AA	3817	1/1	0.81	0.19	-	75,75,75,75	0
59	MG	CA	3508	1/1	0.92	0.18	-	52,52,52,52	0
59	MG	AA	3619	1/1	0.87	0.12	-	47,47,47,47	0
59	MG	AA	3232	1/1	0.91	0.26	-	58,58,58,58	0
59	MG	AA	3418	1/1	0.89	0.13	-	74,74,74,74	0
59	MG	AA	3630	1/1	0.91	0.35	-	72,72,72,72	0
59	MG	AA	3571	1/1	0.72	0.35	-	94,94,94,94	0
59	MG	AA	3183	1/1	0.90	0.36	-	58,58,58,58	0
59	MG	AA	3289	1/1	0.94	0.44	-	53,53,53,53	0
59	MG	CA	3600	1/1	0.79	0.51	-	86,86,86,86	0
59	MG	AA	3671	1/1	0.95	0.23	-	19,19,19,19	0
59	MG	AA	3264	1/1	0.87	0.41	-	51,51,51,51	0
59	MG	DA	1721	1/1	0.95	0.10	-	80,80,80,80	0
59	MG	CA	3626	1/1	0.89	0.19	-	61,61,61,61	0
59	MG	CA	3174	1/1	0.91	0.53	-	50,50,50,50	0
59	MG	CA	3637	1/1	0.97	0.48	-	61,61,61,61	0
59	MG	CA	3539	1/1	0.90	0.19	-	90,90,90,90	0
59	MG	CA	3450	1/1	0.90	0.11	-	54,54,54,54	0
59	MG	AA	3163	1/1	0.93	0.25	-	72,72,72,72	0
59	MG	DA	1715	1/1	0.78	0.29	-	79,79,79,79	0
59	MG	AA	3655	1/1	0.88	0.34	-	55,55,55,55	0
59	MG	AA	3367	1/1	0.94	0.18	-	60,60,60,60	0
59	MG	AA	3415	1/1	0.99	0.24	-	62,62,62,62	0
59	MG	CA	3515	1/1	0.92	0.21	-	54,54,54,54	0
59	MG	CA	3303	1/1	0.95	0.36	-	43,43,43,43	0
59	MG	BA	1669	1/1	0.86	0.38	-	66,66,66,66	0
59	MG	CA	3096	1/1	0.33	0.24	-	125,125,125,125	0
59	MG	CA	3101	1/1	0.58	1.14	-	84,84,84,84	0

Continued on next page...

Continued from previous page...

Mol	Type	Chain	Res	Atoms	RSCC	RSR	LLDF	B-factors(\AA^2)	Q<0.9
59	MG	CA	3265	1/1	0.95	0.30	-	61,61,61,61	0
59	MG	BL	202	1/1	0.96	0.18	-	54,54,54,54	0
59	MG	CA	3449	1/1	0.97	0.07	-	55,55,55,55	0
59	MG	DA	1649	1/1	0.96	0.34	-	69,69,69,69	0
59	MG	AA	3359	1/1	0.94	0.18	-	31,31,31,31	0
59	MG	CA	3081	1/1	0.83	0.32	-	63,63,63,63	0
59	MG	DA	1687	1/1	0.95	0.43	-	56,56,56,56	0
59	MG	CA	3647	1/1	0.86	0.15	-	85,85,85,85	0
59	MG	BA	1805	1/1	0.93	0.24	-	71,71,71,71	0
59	MG	DA	1666	1/1	0.89	0.20	-	53,53,53,53	0
59	MG	CA	3172	1/1	0.83	0.35	-	81,81,81,81	0
59	MG	BW	501	1/1	0.94	0.23	-	47,47,47,47	0
59	MG	AA	3514	1/1	0.93	0.18	-	42,42,42,42	0
59	MG	CA	3276	1/1	0.85	0.19	-	44,44,44,44	0
59	MG	AA	3602	1/1	0.90	0.16	-	51,51,51,51	0
59	MG	AA	3402	1/1	0.99	0.13	-	27,27,27,27	0
59	MG	AA	3553	1/1	0.98	0.05	-	43,43,43,43	0
59	MG	CA	3161	1/1	0.92	0.25	-	57,57,57,57	0
59	MG	CA	3380	1/1	0.99	0.21	-	59,59,59,59	0
59	MG	CA	3190	1/1	0.94	0.23	-	66,66,66,66	0
59	MG	AA	3713	1/1	0.97	0.21	-	27,27,27,27	0
59	MG	CA	3278	1/1	0.91	0.12	-	58,58,58,58	0
59	MG	CA	3194	1/1	0.76	0.24	-	52,52,52,52	0
59	MG	AA	3223	1/1	0.97	0.12	-	15,15,15,15	0
59	MG	DA	1761	1/1	0.85	0.31	-	72,72,72,72	0
59	MG	CA	3037	1/1	0.80	0.73	-	57,57,57,57	0
59	MG	BA	1782	1/1	0.93	0.19	-	47,47,47,47	0
59	MG	DA	1718	1/1	0.67	0.32	-	101,101,101,101	0
59	MG	CA	3554	1/1	0.97	0.10	-	66,66,66,66	0
59	MG	BA	1632	1/1	0.96	0.08	-	48,48,48,48	0
59	MG	AA	3749	1/1	0.92	0.17	-	73,73,73,73	0
59	MG	AA	3164	1/1	0.86	0.64	-	71,71,71,71	0
59	MG	CA	3077	1/1	0.80	0.24	-	42,42,42,42	0
59	MG	CA	3571	1/1	0.97	0.27	-	45,45,45,45	0
59	MG	BA	1690	1/1	0.82	0.40	-	71,71,71,71	0
59	MG	CA	3608	1/1	0.84	0.31	-	50,50,50,50	1
59	MG	AA	3166	1/1	0.91	0.42	-	40,40,40,40	0
59	MG	A0	105	1/1	0.90	0.08	-	30,30,30,30	0
59	MG	CA	3573	1/1	0.89	0.11	-	65,65,65,65	0
59	MG	DA	1744	1/1	0.93	0.22	-	66,66,66,66	0
59	MG	AA	3249	1/1	0.85	0.17	-	59,59,59,59	0
59	MG	DA	1616	1/1	0.90	0.23	-	51,51,51,51	0

Continued on next page...

Continued from previous page...

Mol	Type	Chain	Res	Atoms	RSCC	RSR	LLDF	B-factors(\AA^2)	Q<0.9
59	MG	CA	3368	1/1	0.92	0.16	-	44,44,44,44	0
59	MG	AE	304	1/1	0.86	0.19	-	52,52,52,52	0
59	MG	CA	3312	1/1	0.93	0.18	-	38,38,38,38	0
59	MG	AA	3496	1/1	0.97	0.37	-	31,31,31,31	0
59	MG	CA	3006	1/1	0.97	0.08	-	22,22,22,22	0
59	MG	AF	302	1/1	0.88	0.11	-	41,41,41,41	0
59	MG	AA	3409	1/1	0.83	0.08	-	60,60,60,60	0
59	MG	DA	1678	1/1	0.92	0.29	-	66,66,66,66	0
59	MG	DW	503	1/1	0.91	0.22	-	85,85,85,85	0
59	MG	CA	3247	1/1	0.92	0.29	-	39,39,39,39	0
59	MG	CA	3095	1/1	0.86	0.32	-	58,58,58,58	0
59	MG	DA	1647	1/1	0.94	0.15	-	51,51,51,51	0
59	MG	AA	3032	1/1	0.96	0.32	-	59,59,59,59	0
59	MG	AA	3819	1/1	0.94	0.50	-	57,57,57,57	0
59	MG	DA	1726	1/1	0.92	0.30	-	60,60,60,60	0
59	MG	CA	3386	1/1	0.97	0.21	-	50,50,50,50	0
59	MG	CA	3565	1/1	0.47	0.19	-	95,95,95,95	0
59	MG	AA	3444	1/1	0.87	0.25	-	66,66,66,66	0
59	MG	CA	3446	1/1	0.98	0.19	-	33,33,33,33	0
59	MG	CA	3209	1/1	0.98	0.13	-	73,73,73,73	0
59	MG	AA	3485	1/1	0.89	0.11	-	48,48,48,48	0
59	MG	AA	3090	1/1	0.91	0.39	-	53,53,53,53	0
59	MG	CA	3154	1/1	0.69	0.21	-	64,64,64,64	0
59	MG	CA	3514	1/1	0.79	0.43	-	64,64,64,64	0
59	MG	CA	3509	1/1	0.89	0.12	-	83,83,83,83	0
59	MG	CA	3524	1/1	0.91	0.25	-	52,52,52,52	0
59	MG	AA	3729	1/1	0.98	0.20	-	41,41,41,41	0
59	MG	CA	3640	1/1	0.98	0.30	-	43,43,43,43	0
59	MG	AA	3185	1/1	0.96	0.16	-	76,76,76,76	0
59	MG	CA	3089	1/1	0.75	0.49	-	87,87,87,87	0
59	MG	CA	3122	1/1	0.81	0.72	-	58,58,58,58	0
59	MG	AA	3187	1/1	0.95	0.30	-	56,56,56,56	0
59	MG	AA	3059	1/1	0.95	0.37	-	40,40,40,40	0
59	MG	AA	3277	1/1	0.72	0.66	-	99,99,99,99	0
59	MG	AA	3304	1/1	0.93	0.16	-	47,47,47,47	0
59	MG	AA	3225	1/1	0.78	0.15	-	73,73,73,73	0
59	MG	BA	1761	1/1	0.97	0.17	-	62,62,62,62	0
59	MG	BA	1727	1/1	0.85	0.09	-	77,77,77,77	0
59	MG	BA	1604	1/1	0.74	0.19	-	63,63,63,63	0
59	MG	DA	1719	1/1	0.95	0.39	-	61,61,61,61	0
59	MG	AA	3456	1/1	0.93	0.14	-	56,56,56,56	0
59	MG	DA	1607	1/1	0.92	0.10	-	86,86,86,86	0

Continued on next page...

Continued from previous page...

Mol	Type	Chain	Res	Atoms	RSCC	RSR	LLDF	B-factors(\AA^2)	Q<0.9
59	MG	CA	3106	1/1	0.96	0.14	-	66,66,66,66	0
59	MG	AA	3156	1/1	0.89	0.43	-	49,49,49,49	0
59	MG	AB	3023	1/1	0.96	0.35	-	54,54,54,54	0
59	MG	CA	3125	1/1	0.82	0.33	-	78,78,78,78	0
59	MG	AA	3469	1/1	0.96	0.12	-	32,32,32,32	0
59	MG	AA	3169	1/1	0.85	0.34	-	35,35,35,35	0
59	MG	DA	1730	1/1	0.90	0.26	-	71,71,71,71	0
59	MG	CA	3451	1/1	0.95	0.21	-	62,62,62,62	0
59	MG	CA	3328	1/1	0.88	0.20	-	35,35,35,35	0
59	MG	AA	3704	1/1	0.94	0.20	-	49,49,49,49	0
59	MG	BA	1747	1/1	0.96	0.20	-	65,65,65,65	0
59	MG	AA	3306	1/1	0.96	0.25	-	52,52,52,52	0
59	MG	DA	1638	1/1	0.88	0.30	-	80,80,80,80	0
59	MG	BA	1745	1/1	0.94	0.20	-	46,46,46,46	0
59	MG	DA	1667	1/1	0.89	0.06	-	66,66,66,66	0
59	MG	CA	3564	1/1	0.97	0.14	-	80,80,80,80	0
59	MG	CA	3127	1/1	0.56	0.42	-	94,94,94,94	0
59	MG	C0	101	1/1	0.96	0.18	-	59,59,59,59	0
59	MG	AA	3540	1/1	0.99	0.09	-	36,36,36,36	0
59	MG	CA	3253	1/1	0.94	0.18	-	70,70,70,70	0
59	MG	AA	3334	1/1	0.97	0.14	-	63,63,63,63	0
59	MG	CA	3599	1/1	0.84	0.08	-	70,70,70,70	0
59	MG	AA	3097	1/1	0.98	0.21	-	22,22,22,22	0
59	MG	A0	102	1/1	0.83	0.09	-	56,56,56,56	0
59	MG	AA	3029	1/1	0.96	0.23	-	28,28,28,28	0
59	MG	AA	3055	1/1	0.89	0.29	-	65,65,65,65	0
59	MG	AA	3389	1/1	0.96	0.16	-	25,25,25,25	0
59	MG	AA	3420	1/1	0.95	0.15	-	25,25,25,25	1
59	MG	CA	3298	1/1	0.90	0.37	-	57,57,57,57	0
59	MG	BA	1642	1/1	0.90	0.15	-	60,60,60,60	0
59	MG	CA	3043	1/1	0.92	0.42	-	61,61,61,61	0
59	MG	A0	103	1/1	0.85	0.10	-	70,70,70,70	0
59	MG	CR	201	1/1	0.90	0.27	-	34,34,34,34	0
59	MG	AA	3556	1/1	0.81	0.33	-	66,66,66,66	0
59	MG	CA	3239	1/1	0.91	0.17	-	69,69,69,69	0
59	MG	CA	3550	1/1	0.78	0.09	-	62,62,62,62	1
59	MG	AA	3191	1/1	0.90	0.11	-	16,16,16,16	0
59	MG	DD	502	1/1	0.96	0.49	-	50,50,50,50	0
59	MG	CA	3376	1/1	0.86	0.10	-	78,78,78,78	0
59	MG	DA	1759	1/1	0.93	0.17	-	53,53,53,53	0
59	MG	CA	3352	1/1	0.84	0.18	-	79,79,79,79	0
59	MG	AA	3584	1/1	0.89	0.13	-	17,17,17,17	0

Continued on next page...

Continued from previous page...

Mol	Type	Chain	Res	Atoms	RSCC	RSR	LLDF	B-factors(\AA^2)	Q<0.9
59	MG	AA	3146	1/1	0.99	0.08	-	29,29,29,29	0
59	MG	BA	1786	1/1	0.58	0.22	-	82,82,82,82	0
59	MG	CA	3529	1/1	0.92	0.07	-	68,68,68,68	0
59	MG	CA	3281	1/1	0.95	0.23	-	21,21,21,21	0
59	MG	AA	3741	1/1	0.99	0.11	-	21,21,21,21	0
59	MG	BA	1749	1/1	0.95	0.32	-	61,61,61,61	0
59	MG	AA	3505	1/1	0.98	0.15	-	30,30,30,30	0
59	MG	AR	201	1/1	0.88	0.17	-	28,28,28,28	0
59	MG	CA	3416	1/1	0.95	0.14	-	44,44,44,44	0
59	MG	AA	3201	1/1	0.96	0.09	-	53,53,53,53	0
59	MG	CA	3060	1/1	0.82	0.41	-	72,72,72,72	0
59	MG	DA	1639	1/1	0.55	0.56	-	69,69,69,69	0
59	MG	CA	3469	1/1	0.95	0.22	-	61,61,61,61	0
59	MG	DA	1714	1/1	0.96	0.16	-	68,68,68,68	0
59	MG	AA	3030	1/1	0.94	0.28	-	24,24,24,24	1
59	MG	CA	3086	1/1	0.90	0.26	-	85,85,85,85	0
59	MG	BA	1739	1/1	0.90	0.20	-	62,62,62,62	0
59	MG	CA	3228	1/1	0.98	0.36	-	59,59,59,59	0
59	MG	AA	3369	1/1	0.97	0.12	-	47,47,47,47	0
59	MG	CA	3069	1/1	0.85	0.73	-	81,81,81,81	0
59	MG	AA	3475	1/1	0.99	0.25	-	45,45,45,45	0
59	MG	AA	3327	1/1	0.86	0.17	-	31,31,31,31	0
59	MG	AA	3129	1/1	0.96	0.18	-	34,34,34,34	1
59	MG	A9	502	1/1	0.95	0.25	-	41,41,41,41	0
59	MG	CA	3355	1/1	0.96	0.14	-	35,35,35,35	0
59	MG	CA	3116	1/1	0.87	0.33	-	52,52,52,52	0
59	MG	AA	3684	1/1	0.95	0.26	-	51,51,51,51	0
59	MG	BZ	701	1/1	0.96	0.20	-	49,49,49,49	0
59	MG	CA	3206	1/1	0.97	0.42	-	44,44,44,44	0
59	MG	AA	3080	1/1	0.92	0.51	-	61,61,61,61	0
59	MG	AA	3493	1/1	0.95	0.10	-	77,77,77,77	0
59	MG	AA	3143	1/1	0.89	0.23	-	48,48,48,48	0
59	MG	AA	3566	1/1	0.96	0.05	-	56,56,56,56	0
59	MG	AA	3337	1/1	0.94	0.16	-	75,75,75,75	0
59	MG	CA	3525	1/1	0.98	0.29	-	23,23,23,23	0
59	MG	CA	3046	1/1	0.89	0.29	-	68,68,68,68	0
59	MG	AA	3526	1/1	0.99	0.20	-	19,19,19,19	0
59	MG	AA	3535	1/1	0.97	0.14	-	48,48,48,48	0
59	MG	CA	3459	1/1	0.98	0.09	-	28,28,28,28	0
59	MG	CA	3235	1/1	0.86	0.28	-	78,78,78,78	0
59	MG	AA	3342	1/1	0.97	0.23	-	51,51,51,51	0
59	MG	DA	1676	1/1	0.97	0.15	-	74,74,74,74	0

Continued on next page...

Continued from previous page...

Mol	Type	Chain	Res	Atoms	RSCC	RSR	LLDF	B-factors(\AA^2)	Q<0.9
59	MG	AA	3204	1/1	0.93	0.34	-	54,54,54,54	0
59	MG	AA	3057	1/1	0.85	0.18	-	46,46,46,46	0
59	MG	CB	3013	1/1	0.63	0.16	-	100,100,100,100	0
59	MG	AA	3647	1/1	0.96	0.11	-	43,43,43,43	0
59	MG	CA	3187	1/1	0.91	0.23	-	37,37,37,37	0
59	MG	BA	1653	1/1	0.96	0.10	-	56,56,56,56	0
59	MG	AA	3508	1/1	0.95	0.18	-	43,43,43,43	0
59	MG	BA	1635	1/1	0.82	0.52	-	65,65,65,65	0
59	MG	DA	1646	1/1	0.88	0.13	-	57,57,57,57	0
59	MG	AA	3812	1/1	0.95	0.18	-	41,41,41,41	0
59	MG	CA	3476	1/1	0.93	0.17	-	38,38,38,38	0
59	MG	AA	3442	1/1	0.97	0.14	-	23,23,23,23	0
59	MG	CA	3444	1/1	0.91	0.10	-	67,67,67,67	0
59	MG	DA	1734	1/1	0.94	0.14	-	65,65,65,65	0
59	MG	AA	3095	1/1	0.85	0.33	-	75,75,75,75	0
59	MG	AA	3065	1/1	0.87	0.59	-	62,62,62,62	0
59	MG	CA	3256	1/1	0.86	0.30	-	65,65,65,65	0
59	MG	CA	3075	1/1	0.62	0.68	-	90,90,90,90	0
59	MG	AA	3083	1/1	0.85	0.37	-	61,61,61,61	0
59	MG	AA	3024	1/1	0.93	0.13	-	48,48,48,48	0
59	MG	CA	3308	1/1	0.98	0.10	-	39,39,39,39	0
59	MG	CA	3566	1/1	0.83	0.35	-	30,30,30,30	1
59	MG	CA	3488	1/1	0.85	0.15	-	88,88,88,88	0
59	MG	AP	202	1/1	0.88	0.19	-	44,44,44,44	0
59	MG	AA	3077	1/1	0.92	0.28	-	43,43,43,43	0
59	MG	DA	1713	1/1	0.91	0.18	-	49,49,49,49	0
59	MG	AA	3675	1/1	0.81	0.15	-	64,64,64,64	0
59	MG	BA	1618	1/1	0.92	0.31	-	52,52,52,52	0
59	MG	AA	3781	1/1	0.91	0.20	-	72,72,72,72	0
59	MG	AA	3558	1/1	0.82	0.08	-	48,48,48,48	0
59	MG	CA	3531	1/1	0.95	0.09	-	47,47,47,47	0
59	MG	CA	3145	1/1	0.81	0.43	-	76,76,76,76	0
59	MG	DA	1637	1/1	0.92	0.40	-	68,68,68,68	0
59	MG	AA	3093	1/1	0.84	1.07	-	92,92,92,92	0
59	MG	BA	1755	1/1	0.38	0.14	-	86,86,86,86	0
59	MG	AA	3104	1/1	0.95	0.33	-	54,54,54,54	0
59	MG	DA	1702	1/1	0.89	0.13	-	63,63,63,63	0
59	MG	AA	3439	1/1	0.98	0.28	-	37,37,37,37	0
59	MG	AA	3010	1/1	0.84	0.45	-	46,46,46,46	0
59	MG	DA	1681	1/1	0.86	0.37	-	70,70,70,70	0
59	MG	AA	3597	1/1	0.98	0.12	-	33,33,33,33	0
59	MG	CA	3051	1/1	0.92	0.76	-	57,57,57,57	0

Continued on next page...

Continued from previous page...

Mol	Type	Chain	Res	Atoms	RSCC	RSR	LLDF	B-factors(Å ²)	Q<0.9
59	MG	AA	3103	1/1	0.99	0.03	-	5,5,5,5	0
59	MG	AA	3379	1/1	0.97	0.26	-	23,23,23,23	0
59	MG	AA	3538	1/1	0.96	0.15	-	15,15,15,15	0
59	MG	CA	3020	1/1	0.90	0.19	-	47,47,47,47	0
59	MG	CA	3062	1/1	0.96	0.30	-	38,38,38,38	0
59	MG	BA	1629	1/1	0.91	0.29	-	61,61,61,61	0
59	MG	AB	3008	1/1	0.82	0.38	-	52,52,52,52	0
59	MG	AA	3284	1/1	0.91	0.59	-	60,60,60,60	0
59	MG	AA	3689	1/1	0.95	0.09	-	35,35,35,35	0
59	MG	AA	3628	1/1	0.94	0.23	-	70,70,70,70	0
59	MG	CA	3065	1/1	0.87	0.55	-	56,56,56,56	0
59	MG	CA	3391	1/1	0.92	0.07	-	51,51,51,51	0
59	MG	AA	3634	1/1	0.85	0.19	-	76,76,76,76	0
59	MG	DA	1710	1/1	0.94	0.24	-	104,104,104,104	0
59	MG	CA	3040	1/1	0.61	0.49	-	79,79,79,79	0
59	MG	CA	3245	1/1	0.92	0.41	-	62,62,62,62	0
59	MG	DA	1635	1/1	0.90	0.29	-	75,75,75,75	0
59	MG	AE	303	1/1	0.98	0.21	-	19,19,19,19	0
59	MG	AA	3068	1/1	0.87	0.58	-	73,73,73,73	0
59	MG	BA	1614	1/1	0.79	0.14	-	72,72,72,72	0
59	MG	CA	3632	1/1	0.89	0.18	-	74,74,74,74	0
59	MG	AA	3221	1/1	0.94	0.16	-	30,30,30,30	0
59	MG	AA	3603	1/1	0.85	0.63	-	76,76,76,76	0
59	MG	AA	3041	1/1	0.85	0.28	-	37,37,37,37	0
59	MG	CA	3611	1/1	0.96	0.16	-	59,59,59,59	0
59	MG	AQ	204	1/1	0.94	0.23	-	86,86,86,86	0
59	MG	AA	3347	1/1	0.89	0.12	-	88,88,88,88	0
59	MG	AA	3242	1/1	0.63	0.29	-	85,85,85,85	0
59	MG	BA	1638	1/1	0.65	0.21	-	66,66,66,66	0
59	MG	BA	1801	1/1	0.94	0.09	-	65,65,65,65	0
59	MG	AA	3159	1/1	0.97	0.27	-	55,55,55,55	0
59	MG	CA	3517	1/1	0.76	0.16	-	62,62,62,62	0
59	MG	CA	3257	1/1	0.89	0.16	-	35,35,35,35	0
59	MG	CA	3429	1/1	0.94	0.27	-	59,59,59,59	0
59	MG	AA	3735	1/1	0.99	0.14	-	25,25,25,25	0
59	MG	AA	3308	1/1	0.90	0.23	-	18,18,18,18	0
59	MG	BA	1688	1/1	0.99	0.44	-	61,61,61,61	0
59	MG	AA	3066	1/1	0.77	0.14	-	51,51,51,51	0
59	MG	CE	302	1/1	0.96	0.14	-	64,64,64,64	0
59	MG	BA	1695	1/1	0.86	0.08	-	83,83,83,83	0
59	MG	AA	3495	1/1	0.95	0.16	-	35,35,35,35	0
59	MG	BA	1640	1/1	0.98	0.44	-	52,52,52,52	0

Continued on next page...

Continued from previous page...

Mol	Type	Chain	Res	Atoms	RSCC	RSR	LLDF	B-factors(\AA^2)	Q<0.9
59	MG	CA	3605	1/1	0.80	0.21	-	70,70,70,70	0
59	MG	BA	1768	1/1	0.89	0.10	-	64,64,64,64	0
59	MG	AA	3541	1/1	0.66	0.12	-	74,74,74,74	0
59	MG	AA	3170	1/1	0.94	0.19	-	54,54,54,54	0
59	MG	BA	1648	1/1	0.82	0.11	-	74,74,74,74	0
59	MG	CA	3584	1/1	0.96	0.15	-	32,32,32,32	0
59	MG	AA	3240	1/1	0.64	0.17	-	69,69,69,69	0
59	MG	AA	3737	1/1	0.95	0.16	-	54,54,54,54	0
59	MG	AA	3312	1/1	0.96	0.10	-	23,23,23,23	0
59	MG	AA	3353	1/1	0.96	0.22	-	39,39,39,39	0
59	MG	CA	3066	1/1	0.90	0.17	-	69,69,69,69	0
59	MG	AA	3381	1/1	0.98	0.17	-	16,16,16,16	0
59	MG	AA	3070	1/1	0.82	0.42	-	81,81,81,81	0
59	MG	CD	301	1/1	0.96	0.43	-	43,43,43,43	0
59	MG	AA	3663	1/1	0.98	0.20	-	11,11,11,11	0
59	MG	CA	3396	1/1	0.92	0.23	-	39,39,39,39	0
59	MG	CA	3129	1/1	0.89	0.60	-	64,64,64,64	0
59	MG	AY	502	1/1	0.91	0.29	-	60,60,60,60	0
59	MG	AA	3732	1/1	0.78	0.29	-	70,70,70,70	0
59	MG	AA	3370	1/1	0.94	0.16	-	47,47,47,47	0
59	MG	CA	3345	1/1	0.92	0.17	-	46,46,46,46	0
59	MG	CA	3024	1/1	0.95	0.29	-	100,100,100,100	0
59	MG	AA	3168	1/1	0.89	0.32	-	47,47,47,47	0
59	MG	CA	3388	1/1	0.78	0.15	-	90,90,90,90	0
59	MG	CA	3403	1/1	0.92	0.07	-	70,70,70,70	0
59	MG	BA	1662	1/1	0.86	0.75	-	70,70,70,70	0
59	MG	BA	1751	1/1	0.98	0.12	-	48,48,48,48	0
59	MG	CA	3480	1/1	0.95	0.22	-	50,50,50,50	0
59	MG	CA	3171	1/1	0.90	0.38	-	56,56,56,56	0
59	MG	CA	3609	1/1	0.92	0.16	-	52,52,52,52	0
59	MG	AA	3139	1/1	0.89	0.35	-	60,60,60,60	0
59	MG	AA	3607	1/1	0.90	0.14	-	60,60,60,60	1
59	MG	CA	3121	1/1	0.95	0.14	-	49,49,49,49	0
59	MG	CA	3082	1/1	0.75	0.77	-	76,76,76,76	0
59	MG	DA	1688	1/1	0.93	0.25	-	51,51,51,51	0
59	MG	AA	3783	1/1	0.90	0.47	-	53,53,53,53	1
59	MG	DA	1752	1/1	0.95	0.17	-	52,52,52,52	0
59	MG	DA	1630	1/1	0.96	0.72	-	62,62,62,62	0
59	MG	AA	3582	1/1	0.69	0.59	-	76,76,76,76	0
59	MG	CA	3143	1/1	0.92	0.58	-	41,41,41,41	0
59	MG	CA	3623	1/1	0.90	0.15	-	64,64,64,64	0
59	MG	AA	3804	1/1	0.95	0.19	-	50,50,50,50	0

Continued on next page...

Continued from previous page...

Mol	Type	Chain	Res	Atoms	RSCC	RSR	LLDF	B-factors(\AA^2)	Q<0.9
59	MG	BA	1810	1/1	0.81	0.13	-	82,82,82,82	0
59	MG	AA	3348	1/1	0.95	0.06	-	53,53,53,53	0
59	MG	BA	1799	1/1	0.95	0.13	-	64,64,64,64	0
59	MG	AA	3687	1/1	0.94	0.30	-	52,52,52,52	0
59	MG	BA	1722	1/1	0.98	0.30	-	51,51,51,51	0
59	MG	AA	3281	1/1	0.79	0.29	-	75,75,75,75	0
59	MG	BA	1643	1/1	0.69	0.36	-	66,66,66,66	0
59	MG	AA	3400	1/1	0.95	0.17	-	13,13,13,13	0
59	MG	CA	3585	1/1	0.92	0.16	-	36,36,36,36	1
59	MG	AA	3333	1/1	0.95	0.20	-	11,11,11,11	0
59	MG	AA	3167	1/1	0.78	0.19	-	45,45,45,45	0
59	MG	BA	1682	1/1	0.84	0.84	-	70,70,70,70	0
59	MG	BA	1753	1/1	0.91	0.12	-	48,48,48,48	0
59	MG	BA	1689	1/1	0.81	0.51	-	71,71,71,71	0
59	MG	CA	3072	1/1	0.80	0.36	-	66,66,66,66	0
59	MG	CA	3156	1/1	0.93	0.37	-	52,52,52,52	0
59	MG	CA	3613	1/1	0.98	0.22	-	57,57,57,57	0
59	MG	BA	1651	1/1	0.94	0.34	-	55,55,55,55	0
59	MG	BA	1601	1/1	0.73	0.33	-	95,95,95,95	0
59	MG	DA	1679	1/1	0.87	0.12	-	70,70,70,70	0
59	MG	CA	3001	1/1	0.83	0.25	-	64,64,64,64	0
59	MG	DA	1763	1/1	0.95	0.31	-	76,76,76,76	0
59	MG	AA	3554	1/1	0.97	0.20	-	40,40,40,40	0
59	MG	AA	3707	1/1	0.92	0.09	-	59,59,59,59	0
59	MG	CA	3578	1/1	0.94	0.09	-	38,38,38,38	0
59	MG	AA	3220	1/1	0.98	0.15	-	62,62,62,62	0
59	MG	BA	1658	1/1	0.87	0.62	-	66,66,66,66	0
59	MG	AA	3122	1/1	0.53	0.70	-	99,99,99,99	0
59	MG	CA	3536	1/1	0.72	0.26	-	84,84,84,84	0
59	MG	BA	1778	1/1	0.79	0.16	-	54,54,54,54	0
59	MG	AA	3601	1/1	0.82	0.11	-	61,61,61,61	0
59	MG	AA	3567	1/1	0.96	0.12	-	26,26,26,26	0
59	MG	CA	3538	1/1	0.70	0.15	-	72,72,72,72	0
59	MG	AA	3750	1/1	0.96	0.34	-	51,51,51,51	0
59	MG	CA	3180	1/1	0.79	0.36	-	62,62,62,62	0
59	MG	AW	3002	1/1	0.81	0.26	-	47,47,47,47	0
59	MG	AA	3087	1/1	0.82	0.47	-	55,55,55,55	0
59	MG	CA	3582	1/1	0.90	0.08	-	99,99,99,99	0
59	MG	BA	1775	1/1	0.57	0.35	-	90,90,90,90	0
59	MG	AA	3728	1/1	0.96	0.26	-	29,29,29,29	0
59	MG	AA	3650	1/1	0.97	0.12	-	49,49,49,49	0
59	MG	AA	3219	1/1	0.80	0.23	-	61,61,61,61	0

Continued on next page...

Continued from previous page...

Mol	Type	Chain	Res	Atoms	RSCC	RSR	LLDF	B-factors(\AA^2)	Q<0.9
59	MG	AA	3116	1/1	0.96	0.63	-	35,35,35,35	0
59	MG	AA	3263	1/1	0.96	0.42	-	24,24,24,24	1
59	MG	CA	3185	1/1	0.95	0.30	-	48,48,48,48	0
59	MG	CA	3286	1/1	0.96	0.20	-	58,58,58,58	0
59	MG	BA	1664	1/1	0.94	0.14	-	56,56,56,56	0
59	MG	BD	502	1/1	0.86	0.55	-	64,64,64,64	0
59	MG	CA	3336	1/1	0.88	0.09	-	64,64,64,64	0
59	MG	DA	1748	1/1	0.92	0.18	-	70,70,70,70	0
59	MG	AA	3472	1/1	0.91	0.23	-	42,42,42,42	0
59	MG	CA	3400	1/1	0.98	0.14	-	57,57,57,57	0
59	MG	AA	3572	1/1	0.94	0.20	-	17,17,17,17	0
59	MG	CA	3602	1/1	0.75	0.10	-	84,84,84,84	0
59	MG	BA	1678	1/1	0.96	0.21	-	54,54,54,54	0
59	MG	AA	3581	1/1	0.96	0.17	-	52,52,52,52	0
59	MG	AA	3645	1/1	0.92	0.21	-	58,58,58,58	0
59	MG	CA	3493	1/1	0.94	0.54	-	65,65,65,65	0
59	MG	AA	3268	1/1	0.92	0.07	-	66,66,66,66	0
59	MG	CA	3495	1/1	0.88	0.22	-	70,70,70,70	0
59	MG	CP	201	1/1	0.65	0.17	-	62,62,62,62	1
59	MG	AA	3356	1/1	0.93	0.15	-	80,80,80,80	0
59	MG	AA	3637	1/1	0.95	0.32	-	17,17,17,17	1
59	MG	AA	3322	1/1	0.96	0.20	-	61,61,61,61	0
59	MG	AA	3724	1/1	0.88	0.24	-	47,47,47,47	0
59	MG	CA	3607	1/1	0.94	0.09	-	64,64,64,64	0
59	MG	CA	3533	1/1	0.94	0.18	-	45,45,45,45	0
59	MG	AA	3108	1/1	0.40	0.64	-	101,101,101,101	0
59	MG	CA	3511	1/1	0.87	0.20	-	81,81,81,81	0
59	MG	BA	1718	1/1	0.91	0.09	-	63,63,63,63	0
59	MG	AN	3001	1/1	0.92	0.32	-	58,58,58,58	0
59	MG	DA	1620	1/1	0.91	0.22	-	57,57,57,57	0
59	MG	AA	3153	1/1	0.88	0.33	-	59,59,59,59	0
59	MG	AA	3784	1/1	0.94	0.21	-	59,59,59,59	0
59	MG	BA	1784	1/1	0.86	0.27	-	68,68,68,68	0
59	MG	AA	3015	1/1	0.87	0.36	-	57,57,57,57	0
59	MG	AA	3726	1/1	0.99	0.17	-	12,12,12,12	0
59	MG	AA	3693	1/1	0.82	0.14	-	69,69,69,69	0
59	MG	AA	3550	1/1	0.96	0.20	-	38,38,38,38	0
59	MG	CA	3622	1/1	0.94	0.18	-	50,50,50,50	0
59	MG	AA	3808	1/1	0.84	0.41	-	72,72,72,72	0
59	MG	AA	3148	1/1	0.94	0.44	-	29,29,29,29	1
59	MG	AA	3270	1/1	0.91	0.57	-	55,55,55,55	0
59	MG	AB	3015	1/1	0.97	0.14	-	28,28,28,28	0

Continued on next page...

Continued from previous page...

Mol	Type	Chain	Res	Atoms	RSCC	RSR	LLDF	B-factors(\AA^2)	Q<0.9
59	MG	DA	1739	1/1	0.88	0.13	-	73,73,73,73	0
59	MG	CA	3363	1/1	0.84	0.17	-	88,88,88,88	0
59	MG	BA	1716	1/1	0.73	0.24	-	86,86,86,86	0
59	MG	CA	3435	1/1	0.98	0.11	-	55,55,55,55	0
59	MG	AA	3716	1/1	0.92	0.25	-	66,66,66,66	0
59	MG	CA	3408	1/1	0.85	0.12	-	58,58,58,58	0
59	MG	A2	3001	1/1	0.87	0.25	-	53,53,53,53	0
59	MG	DA	1662	1/1	0.86	0.23	-	75,75,75,75	0
59	MG	AA	3499	1/1	0.89	0.14	-	48,48,48,48	0
59	MG	CA	3341	1/1	0.85	0.35	-	73,73,73,73	0
59	MG	AA	3026	1/1	0.84	0.23	-	47,47,47,47	0
59	MG	CA	3034	1/1	0.79	0.30	-	77,77,77,77	0
59	MG	AA	3040	1/1	0.41	0.17	-	113,113,113,113	0
59	MG	CA	3219	1/1	0.97	0.25	-	42,42,42,42	0
59	MG	AA	3468	1/1	0.96	0.06	-	55,55,55,55	0
59	MG	CA	3290	1/1	0.96	0.34	-	34,34,34,34	0
59	MG	CA	3014	1/1	0.85	0.25	-	50,50,50,50	0
59	MG	AA	3788	1/1	0.88	0.29	-	61,61,61,61	0
59	MG	BA	1703	1/1	0.88	0.30	-	51,51,51,51	0
59	MG	AA	3247	1/1	0.96	0.16	-	55,55,55,55	0
59	MG	AA	3756	1/1	0.89	0.15	-	49,49,49,49	0
59	MG	AA	3162	1/1	0.89	0.26	-	67,67,67,67	0
59	MG	AA	3615	1/1	0.94	0.26	-	43,43,43,43	0
59	MG	CA	3377	1/1	0.83	0.10	-	52,52,52,52	0
59	MG	AA	3181	1/1	0.78	0.34	-	79,79,79,79	0
59	MG	DA	1660	1/1	0.86	0.14	-	80,80,80,80	0
59	MG	AA	3451	1/1	0.94	0.07	-	57,57,57,57	0
59	MG	AA	3341	1/1	0.97	0.19	-	25,25,25,25	0
59	MG	CA	3649	1/1	0.88	0.25	-	51,51,51,51	0
59	MG	AB	3017	1/1	0.58	0.17	-	59,59,59,59	0
59	MG	CA	3316	1/1	0.95	0.17	-	43,43,43,43	0
59	MG	AA	3786	1/1	0.84	0.17	-	53,53,53,53	0
59	MG	AA	3258	1/1	0.82	0.44	-	68,68,68,68	0
59	MG	CA	3575	1/1	0.82	0.21	-	71,71,71,71	0
59	MG	BL	201	1/1	0.66	0.37	-	84,84,84,84	0
59	MG	AA	3778	1/1	0.98	0.14	-	43,43,43,43	0
59	MG	CA	3347	1/1	0.96	0.15	-	45,45,45,45	0
59	MG	DA	1631	1/1	0.76	0.09	-	74,74,74,74	0
59	MG	AA	3365	1/1	0.94	0.40	-	77,77,77,77	0
59	MG	DA	1684	1/1	0.90	0.18	-	69,69,69,69	0
59	MG	DA	1725	1/1	0.95	0.17	-	58,58,58,58	0
59	MG	AA	3173	1/1	0.94	0.29	-	46,46,46,46	0

Continued on next page...

Continued from previous page...

Mol	Type	Chain	Res	Atoms	RSCC	RSR	LLDF	B-factors(\AA^2)	Q<0.9
59	MG	AA	3430	1/1	0.97	0.16	-	39,39,39,39	0
59	MG	CA	3411	1/1	0.87	0.25	-	57,57,57,57	0
59	MG	AA	3298	1/1	0.97	0.16	-	58,58,58,58	0
59	MG	DA	1770	1/1	0.84	0.15	-	63,63,63,63	0
59	MG	CA	3202	1/1	0.81	0.73	-	73,73,73,73	0
59	MG	BA	1719	1/1	0.84	0.16	-	62,62,62,62	0
59	MG	CA	3631	1/1	0.81	0.11	-	65,65,65,65	0
59	MG	AA	3025	1/1	0.87	0.43	-	68,68,68,68	0
59	MG	AA	3470	1/1	0.98	0.08	-	39,39,39,39	0
59	MG	AA	3336	1/1	0.96	0.14	-	51,51,51,51	0
59	MG	AA	3734	1/1	0.98	0.25	-	26,26,26,26	0
59	MG	CA	3551	1/1	0.87	0.07	-	63,63,63,63	0
59	MG	AA	3455	1/1	0.94	0.19	-	32,32,32,32	1
59	MG	BA	1699	1/1	0.90	0.19	-	72,72,72,72	0
59	MG	CA	3088	1/1	0.85	0.32	-	67,67,67,67	0
59	MG	CA	3148	1/1	0.91	0.34	-	62,62,62,62	0
59	MG	DA	1707	1/1	0.95	0.07	-	61,61,61,61	0
59	MG	CA	3305	1/1	0.95	0.28	-	48,48,48,48	0
59	MG	AA	3231	1/1	0.93	0.21	-	64,64,64,64	0
59	MG	CA	3356	1/1	0.95	0.19	-	44,44,44,44	0
59	MG	CA	3196	1/1	0.94	0.68	-	68,68,68,68	0
59	MG	CA	3633	1/1	0.84	0.27	-	68,68,68,68	0
59	MG	AA	3114	1/1	0.95	0.21	-	26,26,26,26	0
59	MG	CA	3593	1/1	0.89	0.61	-	61,61,61,61	0
59	MG	CA	3546	1/1	0.56	0.15	-	88,88,88,88	0
59	MG	DA	1751	1/1	0.92	0.17	-	64,64,64,64	0
59	MG	AA	3046	1/1	0.93	0.34	-	35,35,35,35	0
59	MG	AA	3697	1/1	0.95	0.24	-	40,40,40,40	0
59	MG	AA	3586	1/1	0.80	0.36	-	74,74,74,74	0
59	MG	CA	3475	1/1	0.97	0.26	-	50,50,50,50	0
59	MG	AA	3056	1/1	0.83	1.09	-	96,96,96,96	0
59	MG	BA	1650	1/1	0.92	0.15	-	55,55,55,55	0
59	MG	DA	1645	1/1	0.96	0.10	-	58,58,58,58	0
59	MG	AA	3061	1/1	0.84	0.59	-	59,59,59,59	0
59	MG	BA	1708	1/1	0.91	0.23	-	64,64,64,64	0
59	MG	BA	1773	1/1	0.97	0.14	-	40,40,40,40	0
59	MG	AB	3019	1/1	0.97	0.12	-	70,70,70,70	0
59	MG	CA	3393	1/1	0.94	0.07	-	68,68,68,68	0
59	MG	AA	3761	1/1	0.80	0.39	-	92,92,92,92	0
59	MG	CA	3580	1/1	0.91	0.24	-	76,76,76,76	0
59	MG	AA	3525	1/1	0.97	0.18	-	35,35,35,35	0
59	MG	AA	3210	1/1	0.96	0.31	-	59,59,59,59	1

Continued on next page...

Continued from previous page...

Mol	Type	Chain	Res	Atoms	RSCC	RSR	LLDF	B-factors(\AA^2)	Q<0.9
59	MG	CA	3260	1/1	0.87	0.15	-	35,35,35,35	0
59	MG	BA	1637	1/1	0.91	0.47	-	72,72,72,72	0
59	MG	AA	3595	1/1	0.98	0.15	-	42,42,42,42	0
59	MG	AA	3135	1/1	0.91	0.55	-	55,55,55,55	0
59	MG	BA	1770	1/1	0.96	0.13	-	54,54,54,54	0
59	MG	AA	3516	1/1	0.91	0.24	-	65,65,65,65	0
59	MG	AA	3564	1/1	0.96	0.21	-	44,44,44,44	0
59	MG	CA	3654	1/1	0.66	0.40	-	90,90,90,90	0
59	MG	AA	3196	1/1	0.88	0.20	-	55,55,55,55	0
59	MG	CA	3092	1/1	0.78	0.82	-	79,79,79,79	0
59	MG	CA	3042	1/1	0.90	0.31	-	65,65,65,65	0
59	MG	DA	1623	1/1	0.64	0.25	-	72,72,72,72	0
59	MG	CA	3246	1/1	0.87	0.51	-	57,57,57,57	0
59	MG	AA	3618	1/1	0.90	0.16	-	72,72,72,72	0
59	MG	AQ	201	1/1	0.97	0.44	-	48,48,48,48	0
59	MG	AP	203	1/1	0.84	0.19	-	59,59,59,59	0
59	MG	CA	3102	1/1	0.96	0.50	-	62,62,62,62	0
59	MG	CA	3130	1/1	0.85	0.17	-	55,55,55,55	0
59	MG	AA	3802	1/1	0.95	0.15	-	86,86,86,86	0
59	MG	AA	3478	1/1	0.95	0.24	-	33,33,33,33	0
59	MG	AA	3605	1/1	0.96	0.33	-	45,45,45,45	0
59	MG	CA	3430	1/1	0.93	0.36	-	41,41,41,41	0
59	MG	DA	1758	1/1	0.93	0.18	-	75,75,75,75	0
59	MG	AA	3580	1/1	0.94	0.22	-	54,54,54,54	0
59	MG	DA	1675	1/1	0.91	0.42	-	70,70,70,70	0
59	MG	AA	3797	1/1	0.92	0.18	-	52,52,52,52	0
59	MG	AA	3132	1/1	0.95	0.22	-	41,41,41,41	0
59	MG	CQ	203	1/1	0.88	0.35	-	54,54,54,54	0
59	MG	CA	3496	1/1	0.88	0.13	-	56,56,56,56	0
59	MG	CA	3165	1/1	0.85	0.25	-	57,57,57,57	0
59	MG	AA	3755	1/1	0.97	0.65	-	78,78,78,78	0
59	MG	AA	3662	1/1	0.94	0.07	-	60,60,60,60	0
59	MG	AA	3358	1/1	0.91	0.12	-	45,45,45,45	0
59	MG	AA	3248	1/1	0.99	0.14	-	22,22,22,22	0
59	MG	CA	3567	1/1	0.98	0.23	-	26,26,26,26	0
59	MG	CA	3244	1/1	0.53	0.31	-	89,89,89,89	0
59	MG	AA	3664	1/1	0.88	0.21	-	62,62,62,62	0
59	MG	AA	3078	1/1	0.91	0.33	-	70,70,70,70	0
59	MG	CA	3295	1/1	0.96	0.25	-	66,66,66,66	0
59	MG	CA	3080	1/1	0.57	0.24	-	75,75,75,75	0
59	MG	BW	503	1/1	0.88	0.21	-	60,60,60,60	0
59	MG	CD	303	1/1	0.92	0.08	-	70,70,70,70	0

Continued on next page...

Continued from previous page...

Mol	Type	Chain	Res	Atoms	RSCC	RSR	LLDF	B-factors(Å ²)	Q<0.9
59	MG	CA	3656	1/1	0.86	0.57	-	63,63,63,63	0
59	MG	AA	3433	1/1	0.98	0.14	-	37,37,37,37	0
59	MG	CA	3335	1/1	0.96	0.20	-	66,66,66,66	0
59	MG	CA	3011	1/1	0.97	0.39	-	63,63,63,63	0
59	MG	AA	3435	1/1	0.96	0.18	-	52,52,52,52	0
59	MG	BA	1798	1/1	0.96	0.43	-	73,73,73,73	0
59	MG	CA	3135	1/1	0.72	0.32	-	59,59,59,59	0
59	MG	AA	3119	1/1	0.96	0.32	-	47,47,47,47	0
59	MG	AA	3385	1/1	0.89	0.21	-	49,49,49,49	0
59	MG	BA	1608	1/1	0.90	0.55	-	57,57,57,57	0
59	MG	AA	3609	1/1	0.93	0.11	-	58,58,58,58	0
59	MG	BA	1622	1/1	0.87	0.53	-	65,65,65,65	0
59	MG	DA	1656	1/1	0.83	0.13	-	63,63,63,63	0
59	MG	AA	3229	1/1	0.87	0.36	-	67,67,67,67	0
59	MG	AA	3256	1/1	0.90	0.35	-	49,49,49,49	0
59	MG	CA	3350	1/1	0.74	0.09	-	82,82,82,82	0
59	MG	BA	1752	1/1	0.97	0.28	-	59,59,59,59	0
59	MG	BA	1729	1/1	0.84	0.16	-	53,53,53,53	0
59	MG	CA	3591	1/1	0.79	0.12	-	60,60,60,60	0
59	MG	CA	3050	1/1	0.81	0.46	-	75,75,75,75	0
59	MG	CA	3186	1/1	0.58	0.61	-	77,77,77,77	0
59	MG	AA	3154	1/1	0.98	0.19	-	57,57,57,57	0
59	MG	AA	3194	1/1	0.88	0.25	-	82,82,82,82	0
59	MG	BS	101	1/1	0.80	0.16	-	79,79,79,79	0
59	MG	CA	3271	1/1	0.91	0.18	-	48,48,48,48	0
59	MG	CA	3548	1/1	0.70	0.09	-	90,90,90,90	0
59	MG	CA	3251	1/1	0.85	0.18	-	82,82,82,82	0
59	MG	AA	3610	1/1	0.94	0.23	-	59,59,59,59	0
59	MG	CA	3541	1/1	0.77	0.28	-	63,63,63,63	0
59	MG	AA	3807	1/1	0.50	0.32	-	77,77,77,77	0
59	MG	AA	3719	1/1	0.94	0.10	-	59,59,59,59	0
59	MG	AA	3668	1/1	0.96	0.17	-	54,54,54,54	0
59	MG	AA	3285	1/1	0.88	0.30	-	51,51,51,51	0
59	MG	CA	3149	1/1	0.60	0.17	-	100,100,100,100	0
59	MG	DA	1720	1/1	0.96	0.10	-	60,60,60,60	0
59	MG	CA	3354	1/1	0.95	0.26	-	49,49,49,49	0
59	MG	DA	1709	1/1	0.94	0.16	-	70,70,70,70	0
59	MG	A5	502	1/1	0.94	0.16	-	51,51,51,51	0
59	MG	CA	3456	1/1	0.84	0.09	-	54,54,54,54	0
59	MG	CB	3002	1/1	0.90	0.10	-	63,63,63,63	0
59	MG	AA	3790	1/1	0.95	0.46	-	57,57,57,57	0
59	MG	DA	1746	1/1	0.66	0.10	-	81,81,81,81	0

Continued on next page...

Continued from previous page...

Mol	Type	Chain	Res	Atoms	RSCC	RSR	LLDF	B-factors(\AA^2)	Q<0.9
59	MG	CA	3422	1/1	0.97	0.24	-	43,43,43,43	0
59	MG	CA	3109	1/1	0.97	0.22	-	35,35,35,35	0
59	MG	AA	3202	1/1	0.87	0.11	-	61,61,61,61	0
59	MG	BA	1806	1/1	0.90	0.34	-	55,55,55,55	0
59	MG	BA	1657	1/1	0.47	0.25	-	78,78,78,78	0
59	MG	BA	1710	1/1	0.93	0.24	-	81,81,81,81	0
59	MG	AA	3346	1/1	0.99	0.14	-	59,59,59,59	0
59	MG	AA	3665	1/1	0.97	0.31	-	40,40,40,40	0
59	MG	BA	1624	1/1	0.84	0.18	-	58,58,58,58	0
59	MG	AA	3063	1/1	0.93	0.27	-	54,54,54,54	0
59	MG	CA	3395	1/1	0.86	0.42	-	50,50,50,50	0
59	MG	AA	3692	1/1	0.96	0.15	-	36,36,36,36	1
59	MG	AA	3686	1/1	0.95	0.21	-	61,61,61,61	0
59	MG	AA	3703	1/1	0.96	0.23	-	56,56,56,56	0
59	MG	CA	3176	1/1	0.83	0.43	-	60,60,60,60	0
59	MG	DA	1740	1/1	0.96	0.58	-	68,68,68,68	0
59	MG	DA	1695	1/1	0.94	0.18	-	63,63,63,63	0
59	MG	CA	3142	1/1	0.94	0.45	-	61,61,61,61	0
59	MG	CA	3639	1/1	0.95	0.61	-	61,61,61,61	0
59	MG	CA	3329	1/1	0.98	0.14	-	21,21,21,21	0
59	MG	CA	3470	1/1	0.94	0.20	-	74,74,74,74	0
59	MG	CA	3520	1/1	0.92	0.16	-	73,73,73,73	0
59	MG	AA	3699	1/1	0.88	0.28	-	71,71,71,71	0
59	MG	AZ	301	1/1	0.93	0.15	-	55,55,55,55	0
59	MG	DA	1619	1/1	0.95	0.60	-	59,59,59,59	0
59	MG	AA	3500	1/1	0.96	0.12	-	59,59,59,59	0
59	MG	AA	3309	1/1	0.97	0.25	-	46,46,46,46	0
59	MG	AA	3295	1/1	0.89	0.14	-	57,57,57,57	0
59	MG	BA	1683	1/1	0.87	0.22	-	71,71,71,71	0
59	MG	AA	3354	1/1	0.99	0.12	-	27,27,27,27	0
59	MG	AA	3796	1/1	0.88	0.51	-	78,78,78,78	0
59	MG	BA	1724	1/1	0.92	0.20	-	67,67,67,67	0
59	MG	CA	3586	1/1	0.90	0.17	-	93,93,93,93	0
59	MG	CA	3057	1/1	0.88	0.30	-	60,60,60,60	0
59	MG	AA	3395	1/1	0.97	0.17	-	54,54,54,54	0
59	MG	AA	3791	1/1	0.96	0.18	-	51,51,51,51	0
59	MG	AA	3748	1/1	0.93	0.20	-	45,45,45,45	0
59	MG	BA	1781	1/1	0.94	0.15	-	63,63,63,63	0
59	MG	AA	3573	1/1	0.94	0.16	-	12,12,12,12	0
59	MG	CB	3009	1/1	0.97	0.19	-	67,67,67,67	0
59	MG	CD	302	1/1	0.83	0.54	-	56,56,56,56	0
59	MG	AA	3091	1/1	0.99	0.76	-	47,47,47,47	1

Continued on next page...

Continued from previous page...

Mol	Type	Chain	Res	Atoms	RSCC	RSR	LLDF	B-factors(\AA^2)	Q<0.9
59	MG	CA	3078	1/1	0.81	0.49	-	57,57,57,57	0
59	MG	CA	3338	1/1	0.96	0.14	-	64,64,64,64	0
59	MG	CA	3016	1/1	0.85	0.26	-	52,52,52,52	0
59	MG	CA	3512	1/1	0.91	0.15	-	53,53,53,53	0
59	MG	CA	3394	1/1	0.96	0.13	-	69,69,69,69	0
59	MG	AA	3197	1/1	0.87	0.20	-	45,45,45,45	0
59	MG	CA	3507	1/1	0.85	0.27	-	83,83,83,83	0
59	MG	BA	1733	1/1	0.91	0.21	-	78,78,78,78	0
59	MG	CA	3414	1/1	0.93	0.19	-	34,34,34,34	1
59	MG	DA	1658	1/1	0.89	0.33	-	51,51,51,51	0
59	MG	AA	3331	1/1	0.86	0.17	-	15,15,15,15	0
59	MG	AB	3005	1/1	0.97	0.20	-	44,44,44,44	0
59	MG	DZ	702	1/1	0.96	0.22	-	57,57,57,57	0
59	MG	BA	1673	1/1	0.61	0.21	-	80,80,80,80	0
59	MG	AA	3491	1/1	0.96	0.09	-	46,46,46,46	0
59	MG	CA	3374	1/1	0.91	0.31	-	60,60,60,60	0
59	MG	CA	3128	1/1	0.92	0.40	-	50,50,50,50	0
59	MG	A7	101	1/1	0.82	0.16	-	55,55,55,55	0
59	MG	BA	1661	1/1	0.89	0.33	-	63,63,63,63	0
59	MG	AA	3677	1/1	0.87	0.10	-	69,69,69,69	0
59	MG	AA	3089	1/1	0.94	0.30	-	49,49,49,49	0
59	MG	CA	3073	1/1	0.93	0.28	-	49,49,49,49	0
59	MG	DA	1705	1/1	0.91	0.10	-	68,68,68,68	0
59	MG	CA	3471	1/1	0.96	0.19	-	33,33,33,33	0
59	MG	CA	3098	1/1	0.87	0.14	-	70,70,70,70	0
59	MG	AA	3717	1/1	0.70	0.56	-	68,68,68,68	0
59	MG	BA	1644	1/1	0.78	0.18	-	74,74,74,74	0
59	MG	AA	3410	1/1	0.99	0.15	-	57,57,57,57	0
59	MG	DF	3001	1/1	0.90	0.20	-	54,54,54,54	0
59	MG	DA	1694	1/1	0.91	0.35	-	106,106,106,106	0
59	MG	CA	3402	1/1	0.94	0.09	-	66,66,66,66	0
59	MG	CA	3188	1/1	0.94	0.83	-	94,94,94,94	0
59	MG	AA	3251	1/1	0.94	0.36	-	56,56,56,56	0
59	MG	DA	1729	1/1	0.85	0.17	-	49,49,49,49	0
59	MG	DA	1728	1/1	0.92	0.08	-	71,71,71,71	0
59	MG	AA	3273	1/1	0.79	0.76	-	90,90,90,90	0
59	MG	AA	3383	1/1	0.96	0.16	-	20,20,20,20	0
59	MG	AA	3126	1/1	0.86	0.37	-	79,79,79,79	0
59	MG	AA	3484	1/1	0.98	0.11	-	53,53,53,53	0
59	MG	CA	3443	1/1	0.98	0.18	-	28,28,28,28	0
59	MG	AW	3001	1/1	0.89	0.29	-	54,54,54,54	0
59	MG	DA	1674	1/1	0.77	0.28	-	77,77,77,77	0

Continued on next page...

Continued from previous page...

Mol	Type	Chain	Res	Atoms	RSCC	RSR	LLDF	B-factors(\AA^2)	Q<0.9
59	MG	CA	3003	1/1	0.94	0.31	-	62,62,62,62	0
59	MG	CA	3134	1/1	0.90	0.69	-	71,71,71,71	0
59	MG	AA	3638	1/1	0.91	0.36	-	71,71,71,71	0
59	MG	AA	3681	1/1	0.97	0.13	-	42,42,42,42	0
59	MG	CA	3587	1/1	0.67	0.33	-	70,70,70,70	0
59	MG	CA	3477	1/1	0.90	0.15	-	69,69,69,69	0
59	MG	AA	3524	1/1	0.97	0.19	-	41,41,41,41	0
59	MG	AA	3088	1/1	0.90	0.43	-	39,39,39,39	0
59	MG	BA	1785	1/1	0.97	0.18	-	62,62,62,62	0
59	MG	CB	3011	1/1	0.88	0.23	-	56,56,56,56	0
59	MG	DA	1701	1/1	0.90	0.24	-	68,68,68,68	0
59	MG	DA	1760	1/1	0.95	0.14	-	61,61,61,61	0
59	MG	BA	1666	1/1	0.92	0.38	-	61,61,61,61	0
59	MG	AA	3329	1/1	0.96	0.08	-	40,40,40,40	1
59	MG	AA	3591	1/1	0.90	0.27	-	52,52,52,52	0
59	MG	AA	3507	1/1	0.96	0.15	-	50,50,50,50	0
59	MG	AA	3394	1/1	0.92	0.17	-	39,39,39,39	0
59	MG	AA	3293	1/1	0.88	0.15	-	27,27,27,27	0
59	MG	AA	3557	1/1	0.89	0.20	-	37,37,37,37	0
59	MG	AA	3098	1/1	0.97	0.28	-	51,51,51,51	0
59	MG	DA	1677	1/1	0.91	0.42	-	78,78,78,78	0
59	MG	DA	1738	1/1	0.29	0.47	-	95,95,95,95	0
59	MG	BA	1802	1/1	0.71	0.24	-	76,76,76,76	0
59	MG	AA	3206	1/1	0.81	0.55	-	106,106,106,106	0
59	MG	CA	3379	1/1	0.85	0.23	-	83,83,83,83	0
59	MG	AA	3661	1/1	0.92	0.24	-	41,41,41,41	1
59	MG	AA	3574	1/1	0.96	0.17	-	12,12,12,12	0
59	MG	AA	3678	1/1	0.92	0.15	-	77,77,77,77	0
59	MG	AA	3138	1/1	0.89	0.13	-	38,38,38,38	0
59	MG	AA	3212	1/1	0.45	0.85	-	81,81,81,81	0
59	MG	AA	3211	1/1	0.91	0.28	-	56,56,56,56	0
59	MG	DA	1698	1/1	0.94	0.33	-	97,97,97,97	0
59	MG	CA	3074	1/1	0.96	0.34	-	49,49,49,49	0
59	MG	CA	3307	1/1	0.80	0.31	-	60,60,60,60	0
59	MG	AA	3700	1/1	0.90	0.22	-	70,70,70,70	0
59	MG	CA	3577	1/1	0.85	0.16	-	51,51,51,51	1
59	MG	CA	3465	1/1	0.90	0.31	-	70,70,70,70	0
59	MG	BA	1772	1/1	0.84	0.12	-	66,66,66,66	0
59	MG	AA	3751	1/1	0.86	0.34	-	61,61,61,61	0
59	MG	AA	3450	1/1	0.83	0.10	-	58,58,58,58	0
59	MG	DA	1691	1/1	0.92	0.18	-	63,63,63,63	0
59	MG	AA	3290	1/1	0.95	0.13	-	64,64,64,64	0

Continued on next page...

Continued from previous page...

Mol	Type	Chain	Res	Atoms	RSCC	RSR	LLDF	B-factors(\AA^2)	Q<0.9
59	MG	AA	3227	1/1	0.81	0.19	-	22,22,22,22	0
59	MG	AA	3096	1/1	0.93	0.20	-	59,59,59,59	0
59	MG	CA	3494	1/1	0.78	0.23	-	97,97,97,97	0
59	MG	DA	1654	1/1	0.70	0.36	-	63,63,63,63	0
59	MG	DA	1732	1/1	0.84	0.15	-	85,85,85,85	0
59	MG	DA	1767	1/1	0.89	0.13	-	74,74,74,74	0
59	MG	BA	1685	1/1	0.85	0.14	-	50,50,50,50	0
59	MG	AA	3243	1/1	0.98	0.23	-	43,43,43,43	0
59	MG	CA	3111	1/1	0.85	0.25	-	79,79,79,79	0
59	MG	AA	3149	1/1	0.81	0.32	-	51,51,51,51	0
59	MG	BA	1734	1/1	0.93	0.14	-	61,61,61,61	0
59	MG	BA	1674	1/1	0.95	0.59	-	48,48,48,48	0
59	MG	DA	1613	1/1	0.92	0.25	-	48,48,48,48	0
59	MG	DA	1765	1/1	0.96	0.13	-	64,64,64,64	0
59	MG	AA	3679	1/1	0.90	0.08	-	36,36,36,36	0
59	MG	AA	3680	1/1	0.69	0.33	-	79,79,79,79	0
59	MG	A8	5001	1/1	0.94	0.28	-	30,30,30,30	0
59	MG	AA	3644	1/1	0.77	0.33	-	56,56,56,56	0
59	MG	BA	1654	1/1	0.67	0.23	-	76,76,76,76	0
59	MG	CA	3340	1/1	0.86	0.17	-	66,66,66,66	0
59	MG	AO	5001	1/1	0.95	0.10	-	34,34,34,34	0
59	MG	CA	3173	1/1	0.88	0.38	-	61,61,61,61	0
59	MG	AA	3559	1/1	0.97	0.24	-	46,46,46,46	0
59	MG	AA	3545	1/1	0.98	0.19	-	43,43,43,43	0
59	MG	AA	3366	1/1	0.97	0.24	-	35,35,35,35	1
59	MG	CA	3625	1/1	0.89	0.27	-	64,64,64,64	0
59	MG	AA	3759	1/1	0.94	0.11	-	57,57,57,57	0
59	MG	AA	3160	1/1	0.95	0.16	-	30,30,30,30	0
59	MG	AA	3492	1/1	0.90	0.19	-	26,26,26,26	0
59	MG	CA	3327	1/1	0.96	0.16	-	38,38,38,38	0
59	MG	CA	3431	1/1	0.92	0.21	-	75,75,75,75	0
59	MG	BA	1796	1/1	0.89	0.27	-	57,57,57,57	0
59	MG	AA	3810	1/1	0.90	0.26	-	67,67,67,67	0
59	MG	CA	3053	1/1	0.97	0.47	-	32,32,32,32	0
59	MG	BA	1738	1/1	0.90	0.08	-	66,66,66,66	0
59	MG	CA	3153	1/1	0.84	0.23	-	73,73,73,73	0
59	MG	BA	1790	1/1	0.61	0.15	-	96,96,96,96	0
59	MG	BA	1606	1/1	0.96	0.29	-	126,126,126,126	0
59	MG	AA	3092	1/1	0.95	0.17	-	39,39,39,39	0
59	MG	BA	1646	1/1	0.85	0.97	-	66,66,66,66	0
59	MG	CA	3485	1/1	0.56	0.31	-	85,85,85,85	0
59	MG	CA	3418	1/1	0.96	0.29	-	34,34,34,34	0

Continued on next page...

Continued from previous page...

Mol	Type	Chain	Res	Atoms	RSCC	RSR	LLDF	B-factors(\AA^2)	Q<0.9
59	MG	CA	3579	1/1	0.70	0.23	-	65,65,65,65	0
59	MG	CA	3289	1/1	0.80	0.28	-	65,65,65,65	0
59	MG	CA	3114	1/1	0.88	0.19	-	66,66,66,66	0
59	MG	CA	3501	1/1	0.70	0.46	-	74,74,74,74	0
59	MG	CA	3424	1/1	0.97	0.19	-	66,66,66,66	0
59	MG	DA	1636	1/1	0.86	0.51	-	62,62,62,62	0
59	MG	BA	1797	1/1	0.90	0.18	-	59,59,59,59	0
59	MG	AA	3296	1/1	0.72	0.25	-	67,67,67,67	0
59	MG	AA	3617	1/1	0.54	0.15	-	77,77,77,77	0
59	MG	AA	3787	1/1	0.90	0.20	-	82,82,82,82	0
59	MG	BA	1779	1/1	0.89	0.19	-	85,85,85,85	0
59	MG	DA	1643	1/1	0.85	0.24	-	79,79,79,79	0
59	MG	AB	3002	1/1	0.93	0.17	-	52,52,52,52	0
59	MG	AA	3419	1/1	0.97	0.17	-	20,20,20,20	0
59	MG	CA	3629	1/1	0.84	0.08	-	55,55,55,55	0
59	MG	CA	3193	1/1	0.83	0.45	-	89,89,89,89	0
59	MG	CB	3012	1/1	0.87	0.27	-	62,62,62,62	0
59	MG	CB	3010	1/1	0.96	0.13	-	51,51,51,51	0
59	MG	AA	3340	1/1	0.96	0.23	-	3,3,3,3	0
59	MG	CA	3119	1/1	0.97	0.55	-	55,55,55,55	0
59	MG	AA	3431	1/1	0.95	0.16	-	25,25,25,25	0
59	MG	AA	3533	1/1	0.95	0.17	-	22,22,22,22	0
59	MG	DA	1624	1/1	0.84	0.12	-	82,82,82,82	0
59	MG	AA	3646	1/1	0.93	0.23	-	53,53,53,53	0
59	MG	AA	3635	1/1	0.89	0.32	-	49,49,49,49	0
59	MG	DA	1754	1/1	0.48	0.40	-	120,120,120,120	0
59	MG	AA	3271	1/1	0.95	0.34	-	34,34,34,34	0
59	MG	BA	1741	1/1	0.62	0.19	-	88,88,88,88	0
59	MG	CA	3152	1/1	0.72	0.35	-	64,64,64,64	0
59	MG	CA	3234	1/1	0.91	0.36	-	50,50,50,50	0
59	MG	BA	1791	1/1	0.85	0.18	-	72,72,72,72	0
59	MG	CA	3023	1/1	0.83	0.44	-	68,68,68,68	0
59	MG	DA	1606	1/1	0.91	0.31	-	85,85,85,85	0
59	MG	AA	3260	1/1	0.95	0.17	-	21,21,21,21	0
59	MG	AA	3639	1/1	0.97	0.13	-	18,18,18,18	0
59	MG	CA	3648	1/1	0.98	0.35	-	52,52,52,52	0
59	MG	DA	1659	1/1	0.68	0.29	-	78,78,78,78	0
59	MG	BA	1639	1/1	0.93	0.47	-	61,61,61,61	0
59	MG	BA	1715	1/1	0.96	0.12	-	60,60,60,60	0
59	MG	CA	3482	1/1	0.97	0.17	-	61,61,61,61	0
59	MG	AA	3754	1/1	0.57	0.26	-	64,64,64,64	0
59	MG	CA	3099	1/1	0.96	0.26	-	58,58,58,58	0

Continued on next page...

Continued from previous page...

Mol	Type	Chain	Res	Atoms	RSCC	RSR	LLDF	B-factors(\AA^2)	Q<0.9
59	MG	BA	1707	1/1	0.76	0.11	-	72,72,72,72	0
59	MG	AA	3801	1/1	0.99	0.15	-	27,27,27,27	0
59	MG	DA	1611	1/1	0.72	0.39	-	89,89,89,89	0
59	MG	CA	3183	1/1	0.93	0.21	-	49,49,49,49	0
59	MG	CA	3044	1/1	0.78	0.21	-	89,89,89,89	0
59	MG	CA	3249	1/1	0.91	0.16	-	61,61,61,61	0
59	MG	AA	3076	1/1	0.99	0.14	-	0,0,0,0	0
59	MG	AA	3660	1/1	0.82	0.23	-	61,61,61,61	0
59	MG	CA	3167	1/1	0.93	0.08	-	50,50,50,50	0
59	MG	AA	3720	1/1	0.96	0.16	-	55,55,55,55	0
59	MG	CA	3117	1/1	0.69	0.29	-	67,67,67,67	0
59	MG	BA	1728	1/1	0.90	0.20	-	47,47,47,47	0
59	MG	CA	3497	1/1	0.97	0.09	-	45,45,45,45	0
59	MG	AA	3115	1/1	0.92	0.34	-	44,44,44,44	0
59	MG	AA	3596	1/1	0.83	0.32	-	65,65,65,65	0
59	MG	CA	3179	1/1	0.98	0.33	-	60,60,60,60	0
59	MG	CA	3560	1/1	0.85	0.23	-	79,79,79,79	0
59	MG	CA	3030	1/1	0.79	0.52	-	59,59,59,59	0
59	MG	AA	3310	1/1	0.91	0.15	-	56,56,56,56	0
59	MG	DA	1693	1/1	0.96	0.15	-	67,67,67,67	0
59	MG	AA	3760	1/1	0.98	0.38	-	55,55,55,55	0
59	MG	DA	1653	1/1	0.98	0.30	-	55,55,55,55	0
59	MG	AA	3178	1/1	0.93	0.38	-	48,48,48,48	0
59	MG	AA	3287	1/1	0.92	0.40	-	43,43,43,43	0
59	MG	AA	3316	1/1	0.97	0.23	-	36,36,36,36	0
59	MG	DA	1663	1/1	0.88	0.42	-	91,91,91,91	0
59	MG	CA	3454	1/1	0.85	0.16	-	81,81,81,81	0
59	MG	CA	3505	1/1	0.73	0.10	-	67,67,67,67	0
59	MG	AA	3583	1/1	0.84	0.14	-	63,63,63,63	0
59	MG	AA	3685	1/1	0.95	0.20	-	72,72,72,72	0
59	MG	AA	3375	1/1	0.96	0.30	-	48,48,48,48	0
59	MG	AA	3542	1/1	0.85	0.23	-	58,58,58,58	0
59	MG	BA	1610	1/1	0.85	0.08	-	78,78,78,78	0
59	MG	AA	3085	1/1	0.91	0.20	-	46,46,46,46	0
59	MG	AA	3641	1/1	0.92	0.29	-	51,51,51,51	0
59	MG	AA	3071	1/1	0.94	0.62	-	40,40,40,40	0
59	MG	CA	3545	1/1	0.87	0.48	-	86,86,86,86	0
59	MG	AA	3611	1/1	0.85	0.18	-	47,47,47,47	0
59	MG	DA	1629	1/1	0.93	0.43	-	59,59,59,59	0
59	MG	CA	3643	1/1	0.94	0.18	-	79,79,79,79	0
59	MG	AA	3323	1/1	0.77	0.22	-	64,64,64,64	0
59	MG	AA	3517	1/1	0.97	0.08	-	23,23,23,23	0

Continued on next page...

Continued from previous page...

Mol	Type	Chain	Res	Atoms	RSCC	RSR	LLDF	B-factors(\AA^2)	Q<0.9
59	MG	AA	3180	1/1	0.84	0.26	-	69,69,69,69	0
59	MG	AA	3266	1/1	0.50	0.78	-	90,90,90,90	0
59	MG	AA	3612	1/1	0.91	0.14	-	68,68,68,68	0
59	MG	CA	3597	1/1	0.91	0.21	-	58,58,58,58	0
59	MG	CA	3110	1/1	0.91	0.27	-	56,56,56,56	0
59	MG	AA	3758	1/1	0.96	0.28	-	43,43,43,43	1
59	MG	CA	3404	1/1	0.97	0.16	-	65,65,65,65	0
59	MG	AA	3363	1/1	0.75	0.21	-	82,82,82,82	0
59	MG	AA	3457	1/1	0.98	0.14	-	30,30,30,30	0
59	MG	AA	3330	1/1	0.95	0.07	-	66,66,66,66	0
59	MG	BA	1675	1/1	0.92	0.07	-	100,100,100,100	0
59	MG	BA	1706	1/1	0.90	0.21	-	63,63,63,63	0
59	MG	AA	3723	1/1	0.88	0.09	-	49,49,49,49	0
59	MG	CA	3293	1/1	0.93	0.17	-	60,60,60,60	0
59	MG	CA	3472	1/1	0.90	0.48	-	62,62,62,62	0
59	MG	DA	1644	1/1	0.84	0.36	-	94,94,94,94	0
59	MG	AA	3405	1/1	0.99	0.27	-	44,44,44,44	0
59	MG	CA	3423	1/1	0.99	0.23	-	46,46,46,46	0
59	MG	AA	3111	1/1	0.97	0.24	-	24,24,24,24	0
59	MG	AA	3482	1/1	0.99	0.12	-	41,41,41,41	0
59	MG	AA	3378	1/1	0.94	0.17	-	56,56,56,56	0
59	MG	BA	1807	1/1	0.91	0.13	-	61,61,61,61	0
59	MG	AA	3711	1/1	0.94	0.35	-	43,43,43,43	1
59	MG	CA	3384	1/1	0.98	0.12	-	55,55,55,55	0
59	MG	CA	3521	1/1	0.84	0.22	-	74,74,74,74	0
59	MG	AB	3013	1/1	0.95	0.15	-	53,53,53,53	0
59	MG	AA	3005	1/1	0.88	0.16	-	64,64,64,64	0
59	MG	AA	3107	1/1	0.96	0.13	-	49,49,49,49	0
59	MG	CA	3646	1/1	0.36	0.17	-	91,91,91,91	0
59	MG	CA	3107	1/1	0.95	0.27	-	77,77,77,77	0
59	MG	AA	3434	1/1	0.98	0.06	-	17,17,17,17	0
59	MG	CA	3248	1/1	0.94	0.44	-	53,53,53,53	0
59	MG	AA	3531	1/1	0.96	0.13	-	24,24,24,24	0
59	MG	DA	1632	1/1	0.82	0.29	-	57,57,57,57	0
59	MG	AA	3643	1/1	0.81	0.24	-	84,84,84,84	0
59	MG	CA	3284	1/1	0.83	0.17	-	75,75,75,75	0
59	MG	CA	3049	1/1	0.98	0.37	-	46,46,46,46	0
59	MG	CA	3351	1/1	0.97	0.14	-	46,46,46,46	0
59	MG	CA	3063	1/1	0.94	0.10	-	34,34,34,34	0
59	MG	BA	1693	1/1	0.81	0.47	-	76,76,76,76	0
59	MG	AA	3314	1/1	0.93	0.27	-	57,57,57,57	0
59	MG	CA	3147	1/1	0.96	0.28	-	55,55,55,55	0

Continued on next page...

Continued from previous page...

Mol	Type	Chain	Res	Atoms	RSCC	RSR	LLDF	B-factors(\AA^2)	Q<0.9
59	MG	BA	1694	1/1	0.85	0.25	-	83,83,83,83	0
59	MG	CA	3297	1/1	0.97	0.35	-	36,36,36,36	0
59	MG	DA	1716	1/1	0.96	0.10	-	57,57,57,57	0
59	MG	CA	3032	1/1	0.91	0.56	-	100,100,100,100	0
59	MG	CA	3120	1/1	0.84	0.21	-	42,42,42,42	0
59	MG	CA	3301	1/1	0.91	0.20	-	60,60,60,60	0
59	MG	AA	3016	1/1	0.65	0.46	-	64,64,64,64	0
59	MG	BA	1712	1/1	0.87	0.41	-	57,57,57,57	0
59	MG	CA	3474	1/1	0.88	0.22	-	59,59,59,59	0
59	MG	BA	1811	1/1	0.78	0.20	-	77,77,77,77	0
59	MG	AE	301	1/1	0.76	0.58	-	69,69,69,69	0
59	MG	CA	3583	1/1	0.80	0.17	-	80,80,80,80	0
59	MG	AA	3376	1/1	0.93	0.22	-	35,35,35,35	0
59	MG	DW	501	1/1	0.98	0.17	-	44,44,44,44	0
59	MG	DA	1741	1/1	0.92	0.36	-	67,67,67,67	0
59	MG	DA	1757	1/1	0.25	1.15	-	111,111,111,111	0
59	MG	AN	3002	1/1	0.96	0.44	-	69,69,69,69	0
59	MG	AA	3562	1/1	0.97	0.09	-	56,56,56,56	0
59	MG	DA	1743	1/1	0.94	0.13	-	59,59,59,59	0
59	MG	CA	3175	1/1	0.97	0.19	-	31,31,31,31	0
59	MG	BA	1769	1/1	0.97	0.10	-	58,58,58,58	0
59	MG	CA	3240	1/1	0.77	0.49	-	71,71,71,71	0
59	MG	CA	3479	1/1	0.99	0.18	-	50,50,50,50	0
59	MG	BA	1645	1/1	0.89	0.19	-	74,74,74,74	0
59	MG	CA	3624	1/1	0.66	0.17	-	118,118,118,118	0
59	MG	CA	3250	1/1	0.90	0.15	-	38,38,38,38	0
59	MG	CA	3237	1/1	0.69	0.48	-	94,94,94,94	0
59	MG	CA	3288	1/1	0.85	0.17	-	49,49,49,49	0
59	MG	CA	3136	1/1	0.97	0.10	-	63,63,63,63	0
59	MG	AA	3105	1/1	0.90	0.15	-	52,52,52,52	0
59	MG	BA	1647	1/1	0.91	0.52	-	57,57,57,57	0
59	MG	AA	3141	1/1	0.92	0.10	-	68,68,68,68	0
59	MG	AA	3054	1/1	0.97	0.17	-	21,21,21,21	0
59	MG	BA	1764	1/1	0.60	0.09	-	71,71,71,71	0
59	MG	AA	3792	1/1	0.83	0.13	-	48,48,48,48	0
59	MG	AA	3374	1/1	0.94	0.32	-	49,49,49,49	0
59	MG	AA	3368	1/1	0.98	0.25	-	49,49,49,49	0
59	MG	CA	3662	1/1	0.96	0.32	-	33,33,33,33	0
59	MG	DA	1610	1/1	0.82	0.73	-	71,71,71,71	0
59	MG	CA	3238	1/1	0.92	0.25	-	69,69,69,69	0
59	MG	AA	3487	1/1	0.92	0.03	-	49,49,49,49	0
59	MG	CA	3197	1/1	0.97	0.41	-	45,45,45,45	0

Continued on next page...

Continued from previous page...

Mol	Type	Chain	Res	Atoms	RSCC	RSR	LLDF	B-factors(\AA^2)	Q<0.9
59	MG	AA	3349	1/1	0.96	0.17	-	47,47,47,47	0
59	MG	BA	1771	1/1	0.95	0.20	-	65,65,65,65	0
59	MG	AA	3474	1/1	0.94	0.15	-	18,18,18,18	1
59	MG	AA	3014	1/1	0.91	0.13	-	31,31,31,31	0
59	MG	DA	1612	1/1	0.94	0.14	-	57,57,57,57	0
59	MG	AA	3275	1/1	0.86	0.34	-	89,89,89,89	0
59	MG	BA	1737	1/1	0.87	0.20	-	79,79,79,79	0
59	MG	AA	3614	1/1	0.84	0.29	-	50,50,50,50	1
59	MG	AA	3669	1/1	0.93	0.18	-	81,81,81,81	0
59	MG	AA	3683	1/1	0.90	0.28	-	62,62,62,62	0
59	MG	BA	1756	1/1	0.84	0.07	-	85,85,85,85	0
59	MG	AA	3736	1/1	0.86	0.30	-	59,59,59,59	0
59	MG	DA	1704	1/1	0.81	0.18	-	49,49,49,49	0
59	MG	CA	3263	1/1	0.95	0.15	-	64,64,64,64	0
59	MG	CA	3150	1/1	0.78	0.20	-	57,57,57,57	0
59	MG	CA	3436	1/1	0.93	0.11	-	64,64,64,64	0
59	MG	AA	3124	1/1	0.93	0.71	-	62,62,62,62	0
59	MG	DA	1753	1/1	0.90	0.30	-	79,79,79,79	0
59	MG	BA	1623	1/1	0.92	0.64	-	67,67,67,67	0
59	MG	DA	1651	1/1	0.98	0.11	-	63,63,63,63	0
59	MG	CA	3645	1/1	0.95	0.12	-	69,69,69,69	0
59	MG	AA	3696	1/1	0.92	0.18	-	66,66,66,66	0
59	MG	AA	3175	1/1	0.88	0.57	-	63,63,63,63	0
59	MG	AA	3252	1/1	0.90	0.20	-	44,44,44,44	0
59	MG	AA	3715	1/1	0.90	0.53	-	33,33,33,33	1
59	MG	AA	3027	1/1	0.89	0.51	-	75,75,75,75	0
59	MG	CA	3588	1/1	0.93	0.12	-	32,32,32,32	0
59	MG	AA	3471	1/1	0.96	0.08	-	56,56,56,56	0
59	MG	CA	3094	1/1	0.93	0.22	-	59,59,59,59	0
59	MG	CA	3061	1/1	0.68	0.36	-	68,68,68,68	0
59	MG	CA	3371	1/1	0.89	0.19	-	52,52,52,52	0
59	MG	BA	1721	1/1	0.75	0.20	-	66,66,66,66	0
59	MG	AA	3288	1/1	0.91	0.27	-	39,39,39,39	0
59	MG	BA	1767	1/1	0.44	0.41	-	96,96,96,96	0
59	MG	BA	1619	1/1	0.80	0.22	-	59,59,59,59	0
59	MG	BA	1713	1/1	0.81	0.60	-	68,68,68,68	0
59	MG	BA	1626	1/1	0.95	0.13	-	41,41,41,41	0
59	MG	DA	1708	1/1	0.87	0.26	-	77,77,77,77	0
59	MG	CA	3236	1/1	0.77	0.70	-	81,81,81,81	0
59	MG	DA	1735	1/1	0.87	0.12	-	73,73,73,73	0
59	MG	AA	3302	1/1	0.98	0.06	-	51,51,51,51	0
59	MG	BA	1670	1/1	0.75	0.24	-	69,69,69,69	0

Continued on next page...

Continued from previous page...

Mol	Type	Chain	Res	Atoms	RSCC	RSR	LLDF	B-factors(\AA^2)	Q<0.9
59	MG	CA	3272	1/1	0.97	0.33	-	49,49,49,49	0
59	MG	CA	3369	1/1	0.98	0.14	-	48,48,48,48	0
59	MG	CA	3242	1/1	0.70	0.40	-	82,82,82,82	0
59	MG	CA	3621	1/1	0.94	0.21	-	61,61,61,61	0
59	MG	AA	3462	1/1	0.96	0.09	-	54,54,54,54	0
59	MG	CA	3367	1/1	0.83	0.22	-	63,63,63,63	0
59	MG	AA	3440	1/1	0.88	0.24	-	63,63,63,63	0
59	MG	AA	3672	1/1	0.94	0.15	-	48,48,48,48	0
59	MG	AA	3192	1/1	0.98	0.24	-	30,30,30,30	0
59	MG	CN	5001	1/1	0.93	0.17	-	65,65,65,65	0
59	MG	CB	3005	1/1	0.93	0.39	-	63,63,63,63	0
59	MG	BA	1709	1/1	0.87	0.29	-	50,50,50,50	0
59	MG	AA	3701	1/1	0.91	0.15	-	81,81,81,81	0
59	MG	BA	1609	1/1	0.87	0.13	-	62,62,62,62	0
59	MG	AA	3577	1/1	0.93	0.08	-	42,42,42,42	0
59	MG	CA	3651	1/1	0.93	0.56	-	76,76,76,76	0
59	MG	BA	1809	1/1	0.95	0.23	-	61,61,61,61	0
59	MG	AA	3816	1/1	0.80	0.72	-	66,66,66,66	0
59	MG	AA	3142	1/1	0.88	0.26	-	64,64,64,64	0
59	MG	AA	3300	1/1	0.84	0.16	-	22,22,22,22	0
59	MG	AA	3062	1/1	0.93	0.18	-	47,47,47,47	0
59	MG	AA	3364	1/1	0.99	0.18	-	23,23,23,23	0
59	MG	AA	3123	1/1	0.90	0.34	-	54,54,54,54	0
59	MG	AA	3019	1/1	0.83	0.30	-	70,70,70,70	0
59	MG	BA	1762	1/1	0.97	0.06	-	74,74,74,74	0
59	MG	CA	3390	1/1	0.76	0.23	-	80,80,80,80	0
59	MG	AA	3165	1/1	0.98	0.17	-	52,52,52,52	0
59	MG	AA	3705	1/1	0.86	0.56	-	53,53,53,53	1
59	MG	CA	3031	1/1	0.90	0.50	-	68,68,68,68	0
59	MG	AA	3805	1/1	0.97	0.22	-	58,58,58,58	0
59	MG	AQ	203	1/1	0.91	0.29	-	32,32,32,32	0
59	MG	AB	3021	1/1	0.87	0.26	-	65,65,65,65	0
59	MG	AA	3013	1/1	0.95	0.18	-	28,28,28,28	0
59	MG	AA	3357	1/1	0.89	0.16	-	55,55,55,55	0
59	MG	CA	3302	1/1	0.98	0.29	-	37,37,37,37	0
59	MG	CA	3412	1/1	0.93	0.18	-	59,59,59,59	0
59	MG	AA	3579	1/1	0.91	0.18	-	54,54,54,54	0
59	MG	CA	3401	1/1	0.98	0.23	-	28,28,28,28	0
59	MG	CA	3224	1/1	0.88	0.54	-	59,59,59,59	0
59	MG	CA	3052	1/1	0.92	0.18	-	44,44,44,44	0
59	MG	CA	3568	1/1	0.94	0.11	-	39,39,39,39	0
59	MG	AA	3100	1/1	0.96	0.24	-	29,29,29,29	0

Continued on next page...

Continued from previous page...

Mol	Type	Chain	Res	Atoms	RSCC	RSR	LLDF	B-factors(\AA^2)	Q<0.9
59	MG	CA	3184	1/1	0.85	0.33	-	77,77,77,77	0
59	MG	CA	3516	1/1	0.85	0.36	-	79,79,79,79	0
59	MG	AA	3481	1/1	0.86	0.13	-	78,78,78,78	0
59	MG	AA	3067	1/1	0.75	0.43	-	61,61,61,61	0
59	MG	CA	3270	1/1	0.89	0.29	-	76,76,76,76	0
59	MG	AA	3458	1/1	0.99	0.10	-	40,40,40,40	0
59	MG	CQ	204	1/1	0.75	0.32	-	74,74,74,74	0
59	MG	AA	3292	1/1	0.98	0.20	-	24,24,24,24	0
59	MG	AA	3321	1/1	0.99	0.10	-	61,61,61,61	0
59	MG	CA	3205	1/1	0.73	0.51	-	81,81,81,81	0
59	MG	CF	302	1/1	0.90	0.54	-	69,69,69,69	0
59	MG	AA	3636	1/1	0.88	0.34	-	86,86,86,86	0
59	MG	CA	3556	1/1	0.97	0.19	-	62,62,62,62	0
59	MG	AA	3649	1/1	0.85	0.34	-	62,62,62,62	0
59	MG	AA	3051	1/1	0.81	0.48	-	48,48,48,48	0
59	MG	AA	3189	1/1	0.91	0.20	-	62,62,62,62	0
59	MG	CA	3527	1/1	0.92	0.14	-	76,76,76,76	0
59	MG	CA	3220	1/1	0.97	0.07	-	59,59,59,59	0
59	MG	CA	3231	1/1	0.97	0.73	-	60,60,60,60	0
59	MG	AF	305	1/1	0.56	0.54	-	76,76,76,76	0
59	MG	CA	3382	1/1	0.98	0.22	-	38,38,38,38	0
59	MG	CA	3076	1/1	0.93	0.35	-	64,64,64,64	0
59	MG	AA	3230	1/1	0.88	0.29	-	69,69,69,69	0
59	MG	AA	3461	1/1	0.84	0.19	-	62,62,62,62	0
59	MG	AA	3570	1/1	0.96	0.15	-	14,14,14,14	0
59	MG	DA	1756	1/1	0.71	0.57	-	86,86,86,86	0
59	MG	AA	3631	1/1	0.98	0.18	-	46,46,46,46	0
59	MG	AB	3001	1/1	0.84	0.38	-	74,74,74,74	0
59	MG	DA	1764	1/1	0.96	0.08	-	71,71,71,71	0
59	MG	CA	3487	1/1	0.97	0.20	-	60,60,60,60	0
59	MG	BA	1633	1/1	0.83	0.25	-	63,63,63,63	0
59	MG	DA	1670	1/1	0.92	0.13	-	49,49,49,49	0
59	MG	CA	3570	1/1	0.99	0.12	-	36,36,36,36	0
59	MG	AB	3009	1/1	0.91	0.09	-	50,50,50,50	0
59	MG	CE	304	1/1	0.89	0.36	-	75,75,75,75	0
59	MG	DA	1731	1/1	0.96	0.09	-	49,49,49,49	0
59	MG	AE	302	1/1	0.70	0.24	-	57,57,57,57	0
59	MG	AA	3598	1/1	0.97	0.25	-	51,51,51,51	0
59	MG	CA	3634	1/1	0.83	0.23	-	82,82,82,82	0
59	MG	AA	3361	1/1	0.94	0.17	-	53,53,53,53	0
59	MG	BA	1720	1/1	0.93	0.21	-	61,61,61,61	0
59	MG	AA	3731	1/1	0.93	0.14	-	51,51,51,51	0

Continued on next page...

Continued from previous page...

Mol	Type	Chain	Res	Atoms	RSCC	RSR	LLDF	B-factors(\AA^2)	Q<0.9
59	MG	AA	3237	1/1	0.85	0.40	-	76,76,76,76	0
59	MG	DW	502	1/1	0.92	0.08	-	58,58,58,58	0
59	MG	AA	3552	1/1	0.97	0.18	-	63,63,63,63	0
59	MG	CA	3439	1/1	0.96	0.24	-	32,32,32,32	0
59	MG	AA	3207	1/1	0.94	0.19	-	60,60,60,60	0
59	MG	AA	3441	1/1	0.95	0.30	-	58,58,58,58	0
59	MG	DA	1605	1/1	0.83	0.32	-	105,105,105,105	0
59	MG	AA	3074	1/1	0.97	0.30	-	14,14,14,14	0
59	MG	AA	3094	1/1	0.96	0.25	-	80,80,80,80	0
59	MG	CA	3543	1/1	0.95	0.19	-	71,71,71,71	0
59	MG	CA	3097	1/1	0.77	0.30	-	66,66,66,66	0
59	MG	AA	3150	1/1	0.86	0.28	-	45,45,45,45	0
59	MG	DJ	5001	1/1	0.93	0.32	-	82,82,82,82	0
59	MG	CA	3398	1/1	0.88	0.16	-	67,67,67,67	0
59	MG	DZ	701	1/1	0.87	0.25	-	72,72,72,72	0
59	MG	CA	3481	1/1	0.86	0.22	-	64,64,64,64	0
59	MG	CA	3365	1/1	0.97	0.20	-	55,55,55,55	0
59	MG	CA	3015	1/1	0.99	0.29	-	51,51,51,51	0
59	MG	CA	3233	1/1	0.93	0.12	-	59,59,59,59	0
59	MG	AA	3480	1/1	0.84	0.31	-	88,88,88,88	0
59	MG	AA	3299	1/1	0.95	0.27	-	47,47,47,47	0
59	MG	CA	3067	1/1	0.90	0.19	-	63,63,63,63	0
59	MG	CA	3641	1/1	0.97	0.22	-	46,46,46,46	0
59	MG	DA	1668	1/1	0.93	0.38	-	65,65,65,65	0
59	MG	CA	3537	1/1	0.97	0.30	-	59,59,59,59	0
59	MG	CA	3467	1/1	0.88	0.64	-	77,77,77,77	0
59	MG	AA	3648	1/1	0.93	0.17	-	41,41,41,41	0
59	MG	CA	3473	1/1	0.91	0.16	-	51,51,51,51	0
59	MG	CA	3055	1/1	0.78	0.13	-	77,77,77,77	0
59	MG	AA	3339	1/1	0.91	0.17	-	49,49,49,49	0
59	MG	AA	3640	1/1	0.82	0.21	-	68,68,68,68	0
59	MG	DA	1608	1/1	0.90	0.17	-	57,57,57,57	0
59	MG	AA	3520	1/1	0.95	0.14	-	17,17,17,17	0
59	MG	CA	3659	1/1	0.96	0.11	-	55,55,55,55	0
59	MG	AB	3011	1/1	0.97	0.16	-	29,29,29,29	0
59	MG	AA	3763	1/1	0.90	0.27	-	47,47,47,47	0
59	MG	CA	3091	1/1	0.84	0.28	-	69,69,69,69	0
59	MG	AA	3351	1/1	0.94	0.21	-	29,29,29,29	0
59	MG	AA	3476	1/1	0.92	0.17	-	28,28,28,28	0
59	MG	DA	1664	1/1	0.90	0.13	-	66,66,66,66	0
59	MG	AA	3447	1/1	0.91	0.34	-	56,56,56,56	0
59	MG	CA	3200	1/1	0.84	0.31	-	51,51,51,51	0

Continued on next page...

Continued from previous page...

Mol	Type	Chain	Res	Atoms	RSCC	RSR	LLDF	B-factors(Å ²)	Q<0.9
59	MG	BA	1783	1/1	0.95	0.19	-	57,57,57,57	0
59	MG	BA	1711	1/1	0.89	0.14	-	61,61,61,61	0
59	MG	CA	3638	1/1	0.91	0.36	-	76,76,76,76	0
59	MG	AA	3527	1/1	0.97	0.16	-	27,27,27,27	0
59	MG	CA	3519	1/1	0.96	0.23	-	48,48,48,48	0
59	MG	AA	3008	1/1	0.96	0.21	-	26,26,26,26	0
59	MG	AA	3633	1/1	0.91	0.16	-	48,48,48,48	0
59	MG	DA	1762	1/1	0.94	0.21	-	61,61,61,61	0
59	MG	BA	1776	1/1	0.64	0.21	-	97,97,97,97	0
59	MG	DA	1682	1/1	0.93	0.33	-	52,52,52,52	0
59	MG	AA	3555	1/1	0.94	0.15	-	45,45,45,45	0
59	MG	AA	3780	1/1	0.79	0.41	-	72,72,72,72	0
59	MG	DA	1699	1/1	0.90	0.19	-	74,74,74,74	0
59	MG	AA	3698	1/1	0.92	0.16	-	41,41,41,41	0
59	MG	BA	1789	1/1	0.94	0.16	-	72,72,72,72	0
59	MG	BA	1602	1/1	0.71	0.18	-	79,79,79,79	0
59	MG	CA	3084	1/1	0.77	0.43	-	56,56,56,56	0
59	MG	CA	3258	1/1	0.98	0.36	-	51,51,51,51	0
59	MG	CA	3483	1/1	0.94	0.33	-	64,64,64,64	0
59	MG	AA	3278	1/1	0.94	0.21	-	60,60,60,60	0
59	MG	AA	3454	1/1	0.94	0.24	-	61,61,61,61	0
59	MG	A0	104	1/1	0.89	0.35	-	51,51,51,51	0
59	MG	DA	1727	1/1	0.80	0.13	-	61,61,61,61	0
59	MG	BN	502	1/1	0.91	0.18	-	87,87,87,87	0
59	MG	DA	1618	1/1	0.84	0.66	-	91,91,91,91	0
59	MG	DA	1604	1/1	0.89	0.13	-	80,80,80,80	0
59	MG	CA	3007	1/1	0.77	0.39	-	92,92,92,92	0
59	MG	CA	3534	1/1	0.89	0.12	-	73,73,73,73	0
59	MG	DA	1766	1/1	0.95	0.12	-	74,74,74,74	0
59	MG	CA	3029	1/1	0.93	0.10	-	56,56,56,56	0
59	MG	AA	3498	1/1	0.98	0.24	-	47,47,47,47	0
59	MG	AA	3742	1/1	0.96	0.13	-	68,68,68,68	0
59	MG	BA	1744	1/1	0.88	0.17	-	57,57,57,57	0
59	MG	CA	3334	1/1	0.97	0.22	-	47,47,47,47	0
59	MG	CA	3460	1/1	0.09	0.96	-	104,104,104,104	0
59	MG	CA	3294	1/1	0.72	0.09	-	72,72,72,72	0
59	MG	CA	3616	1/1	0.91	0.66	-	74,74,74,74	0
59	MG	CA	3484	1/1	0.93	0.26	-	78,78,78,78	0
59	MG	CA	3478	1/1	0.86	0.32	-	65,65,65,65	0
59	MG	CA	3437	1/1	0.97	0.18	-	64,64,64,64	0
59	MG	AA	3239	1/1	0.96	0.27	-	25,25,25,25	1
59	MG	CA	3434	1/1	0.93	0.16	-	32,32,32,32	0

Continued on next page...

Continued from previous page...

Mol	Type	Chain	Res	Atoms	RSCC	RSR	LLDF	B-factors(\AA^2)	Q<0.9
59	MG	CA	3141	1/1	0.89	0.46	-	68,68,68,68	0
59	MG	AA	3785	1/1	0.95	0.16	-	61,61,61,61	0
59	MG	BA	1660	1/1	0.10	0.39	-	82,82,82,82	0
59	MG	AB	3010	1/1	0.92	0.11	-	62,62,62,62	0
59	MG	CA	3555	1/1	0.80	0.13	-	71,71,71,71	0
59	MG	CA	3373	1/1	0.85	0.30	-	58,58,58,58	0
59	MG	AA	3503	1/1	0.95	0.06	-	54,54,54,54	0
59	MG	CA	3191	1/1	0.88	0.22	-	46,46,46,46	0
59	MG	DA	1706	1/1	0.94	0.34	-	66,66,66,66	0
59	MG	BA	1808	1/1	0.96	0.16	-	54,54,54,54	0
59	MG	AA	3651	1/1	0.93	0.22	-	77,77,77,77	0
59	MG	BA	1793	1/1	0.93	0.09	-	65,65,65,65	0
59	MG	AA	3504	1/1	0.95	0.09	-	29,29,29,29	0
59	MG	CA	3426	1/1	0.89	0.20	-	38,38,38,38	0
59	MG	BA	1814	1/1	0.85	0.22	-	69,69,69,69	0
59	MG	CA	3606	1/1	0.94	0.49	-	73,73,73,73	0
59	MG	CA	3164	1/1	0.93	0.57	-	64,64,64,64	0
59	MG	CA	3126	1/1	0.90	0.32	-	62,62,62,62	0
59	MG	BA	1698	1/1	0.78	0.43	-	63,63,63,63	0
59	MG	DA	1602	1/1	0.94	0.10	-	45,45,45,45	0
59	MG	AA	3424	1/1	0.97	0.18	-	14,14,14,14	0
59	MG	CA	3255	1/1	0.96	0.25	-	28,28,28,28	0
59	MG	AA	3332	1/1	0.98	0.18	-	17,17,17,17	0
59	MG	AA	3594	1/1	0.94	0.25	-	56,56,56,56	0
59	MG	CA	3466	1/1	0.98	0.41	-	56,56,56,56	0
59	MG	CA	3610	1/1	0.91	0.13	-	69,69,69,69	0
59	MG	CA	3620	1/1	0.49	0.65	-	96,96,96,96	0
59	MG	AA	3031	1/1	0.88	0.48	-	63,63,63,63	0
59	MG	AA	3414	1/1	0.88	0.17	-	37,37,37,37	0
59	MG	CA	3461	1/1	0.97	0.16	-	34,34,34,34	0
59	MG	BA	1659	1/1	0.86	0.35	-	67,67,67,67	0
59	MG	CA	3022	1/1	0.93	0.53	-	69,69,69,69	0
59	MG	AA	3588	1/1	0.96	0.15	-	47,47,47,47	0
59	MG	AA	3590	1/1	0.95	0.18	-	60,60,60,60	0
59	MG	AA	3658	1/1	0.95	0.22	-	42,42,42,42	0
59	MG	AA	3752	1/1	0.97	0.12	-	42,42,42,42	0
59	MG	AA	3106	1/1	0.91	0.18	-	33,33,33,33	0
59	MG	AA	3352	1/1	0.80	0.38	-	47,47,47,47	0
59	MG	CA	3574	1/1	0.96	0.15	-	37,37,37,37	0
59	MG	BA	1692	1/1	0.95	0.29	-	55,55,55,55	0
59	MG	DA	1749	1/1	0.85	0.34	-	77,77,77,77	0
59	MG	CB	3003	1/1	0.90	0.09	-	65,65,65,65	0

Continued on next page...

Continued from previous page...

Mol	Type	Chain	Res	Atoms	RSCC	RSR	LLDF	B-factors(\AA^2)	Q<0.9
59	MG	DA	1755	1/1	0.93	0.53	-	88,88,88,88	0
59	MG	AA	3408	1/1	0.94	0.35	-	41,41,41,41	0
59	MG	AA	3028	1/1	0.90	0.29	-	39,39,39,39	0
59	MG	AA	3798	1/1	0.96	0.22	-	25,25,25,25	0
59	MG	CA	3576	1/1	0.92	0.11	-	71,71,71,71	0
59	MG	AA	3446	1/1	0.91	0.09	-	59,59,59,59	0
59	MG	AA	3269	1/1	0.54	0.34	-	63,63,63,63	0
59	MG	CA	3215	1/1	0.89	0.07	-	54,54,54,54	0
59	MG	DA	1692	1/1	0.87	0.16	-	53,53,53,53	0
59	MG	DK	5001	1/1	0.65	0.15	-	76,76,76,76	0
59	MG	AA	3657	1/1	0.85	0.17	-	63,63,63,63	0
59	MG	AA	3616	1/1	0.88	0.18	-	57,57,57,57	0
59	MG	BA	1774	1/1	0.91	0.28	-	50,50,50,50	0
59	MG	AA	3238	1/1	0.70	0.45	-	76,76,76,76	0
59	MG	AF	306	1/1	0.95	0.25	-	57,57,57,57	0
59	MG	AA	3002	1/1	0.77	0.21	-	57,57,57,57	0
59	MG	CA	3518	1/1	0.83	0.12	-	65,65,65,65	0
59	MG	AA	3151	1/1	0.99	0.23	-	62,62,62,62	0
59	MG	AA	3629	1/1	0.82	0.17	-	77,77,77,77	0
59	MG	CA	3261	1/1	0.99	0.16	-	47,47,47,47	0
59	MG	CA	3366	1/1	0.96	0.17	-	49,49,49,49	0
59	MG	CA	3199	1/1	0.91	0.22	-	55,55,55,55	0
59	MG	DA	1742	1/1	0.75	0.21	-	72,72,72,72	0
59	MG	BA	1804	1/1	0.97	0.10	-	45,45,45,45	0
59	MG	AA	3427	1/1	0.92	0.12	-	61,61,61,61	0
59	MG	AA	3483	1/1	0.92	0.21	-	46,46,46,46	0
59	MG	CA	3151	1/1	0.94	0.16	-	38,38,38,38	0
59	MG	CA	3344	1/1	0.96	0.06	-	68,68,68,68	0
59	MG	AA	3279	1/1	0.94	0.23	-	34,34,34,34	0
59	MG	CA	3530	1/1	0.84	0.51	-	71,71,71,71	0
59	MG	AA	3272	1/1	0.96	0.16	-	55,55,55,55	0
59	MG	BA	1704	1/1	0.79	0.31	-	71,71,71,71	0
59	MG	AA	3666	1/1	0.97	0.14	-	41,41,41,41	0
59	MG	AA	3371	1/1	0.89	0.24	-	53,53,53,53	0
59	MG	AA	3622	1/1	0.82	0.22	-	60,60,60,60	0
59	MG	AA	3283	1/1	0.97	0.34	-	43,43,43,43	0
59	MG	AA	3246	1/1	0.90	0.14	-	52,52,52,52	0
59	MG	CA	3181	1/1	0.99	0.16	-	40,40,40,40	0
59	MG	AA	3652	1/1	0.94	0.15	-	53,53,53,53	0
59	MG	CA	3133	1/1	0.97	0.21	-	85,85,85,85	0
59	MG	CA	3124	1/1	0.85	0.27	-	65,65,65,65	0
59	MG	CA	3323	1/1	0.83	0.40	-	87,87,87,87	0

Continued on next page...

Continued from previous page...

Mol	Type	Chain	Res	Atoms	RSCC	RSR	LLDF	B-factors(\AA^2)	Q<0.9
59	MG	AA	3064	1/1	0.95	0.13	-	32,32,32,32	0
59	MG	AA	3789	1/1	0.98	0.21	-	44,44,44,44	0
59	MG	CA	3325	1/1	0.72	0.13	-	38,38,38,38	0
59	MG	AA	3544	1/1	0.84	0.22	-	26,26,26,26	0
59	MG	AA	3075	1/1	0.97	0.30	-	49,49,49,49	0
59	MG	AA	3811	1/1	0.97	0.16	-	56,56,56,56	0
59	MG	CA	3385	1/1	0.89	0.38	-	61,61,61,61	0
59	MG	BA	1717	1/1	0.95	0.18	-	78,78,78,78	0
59	MG	AA	3670	1/1	0.96	0.08	-	54,54,54,54	0
59	MG	AA	3259	1/1	0.96	0.33	-	41,41,41,41	1
59	MG	AA	3536	1/1	0.74	0.25	-	66,66,66,66	0
59	MG	CA	3198	1/1	0.95	0.24	-	34,34,34,34	0
59	MG	CA	3144	1/1	0.95	0.23	-	40,40,40,40	0
59	MG	DA	1615	1/1	0.95	0.25	-	58,58,58,58	0
59	MG	DA	1690	1/1	0.93	0.19	-	73,73,73,73	0
59	MG	A6	103	1/1	0.92	0.36	-	72,72,72,72	0
59	MG	CA	3059	1/1	0.87	0.44	-	58,58,58,58	0
59	MG	CA	3115	1/1	0.86	0.42	-	67,67,67,67	0
59	MG	AA	3592	1/1	0.86	0.15	-	26,26,26,26	0
59	MG	CA	3331	1/1	0.98	0.27	-	52,52,52,52	0
59	MG	CA	3407	1/1	0.97	0.19	-	36,36,36,36	0
59	MG	A6	101	1/1	0.87	0.23	-	60,60,60,60	0
59	MG	AA	3747	1/1	0.47	0.33	-	85,85,85,85	0
59	MG	CA	3280	1/1	0.90	0.16	-	48,48,48,48	0
59	MG	CA	3612	1/1	0.85	0.37	-	83,83,83,83	0
59	MG	AA	3694	1/1	0.87	0.15	-	53,53,53,53	0
59	MG	BA	1765	1/1	0.98	0.23	-	54,54,54,54	0
59	MG	AA	3200	1/1	0.95	0.23	-	30,30,30,30	0
59	MG	AA	3274	1/1	0.86	0.37	-	75,75,75,75	0
59	MG	AA	3198	1/1	0.93	0.15	-	63,63,63,63	0
59	MG	AA	3086	1/1	0.93	0.40	-	55,55,55,55	0
59	MG	AA	3632	1/1	0.95	0.20	-	54,54,54,54	0
59	MG	AA	3530	1/1	0.96	0.19	-	20,20,20,20	1
59	MG	AA	3513	1/1	0.95	0.10	-	41,41,41,41	0
59	MG	AA	3464	1/1	0.87	0.40	-	66,66,66,66	0
59	MG	AA	3599	1/1	0.96	0.17	-	59,59,59,59	0
59	MG	CA	3506	1/1	0.90	0.12	-	63,63,63,63	0
59	MG	AA	3297	1/1	0.99	0.23	-	27,27,27,27	0
59	MG	BA	1605	1/1	0.86	0.13	-	73,73,73,73	0
59	MG	CB	3006	1/1	0.96	0.06	-	71,71,71,71	0
59	MG	CA	3513	1/1	0.81	0.17	-	70,70,70,70	0
59	MG	BA	1792	1/1	0.83	0.19	-	80,80,80,80	0

Continued on next page...

Continued from previous page...

Mol	Type	Chain	Res	Atoms	RSCC	RSR	LLDF	B-factors(\AA^2)	Q<0.9
59	MG	BA	1634	1/1	0.79	0.39	-	64,64,64,64	0
59	MG	DA	1686	1/1	0.87	0.20	-	56,56,56,56	0
59	MG	AA	3425	1/1	0.94	0.06	-	77,77,77,77	0
59	MG	CA	3203	1/1	0.84	0.20	-	73,73,73,73	0
59	MG	AA	3127	1/1	0.97	0.35	-	57,57,57,57	0
59	MG	AA	3501	1/1	0.95	0.06	-	49,49,49,49	0
59	MG	BW	502	1/1	0.90	0.10	-	59,59,59,59	0
59	MG	AA	3145	1/1	0.97	0.30	-	44,44,44,44	0
59	MG	AA	3448	1/1	0.94	0.12	-	62,62,62,62	0
59	MG	CA	3378	1/1	0.71	0.23	-	97,97,97,97	0
59	MG	AA	3549	1/1	0.94	0.05	-	66,66,66,66	0
59	MG	AA	3773	1/1	0.76	0.44	-	35,35,35,35	1
59	MG	BA	1697	1/1	0.71	1.10	-	99,99,99,99	0
59	MG	AA	3118	1/1	0.90	0.41	-	76,76,76,76	0
59	MG	DA	1712	1/1	0.99	0.33	-	53,53,53,53	0
59	MG	CA	3131	1/1	0.92	0.23	-	26,26,26,26	0
59	MG	BA	1800	1/1	0.92	0.46	-	77,77,77,77	0
59	MG	CA	3510	1/1	0.85	0.11	-	95,95,95,95	0
59	MG	AA	3372	1/1	0.98	0.23	-	37,37,37,37	0
59	MG	BA	1759	1/1	0.93	0.33	-	63,63,63,63	0
59	MG	CA	3630	1/1	0.78	0.10	-	65,65,65,65	0
59	MG	CA	3547	1/1	0.93	0.13	-	69,69,69,69	0
59	MG	CB	3001	1/1	0.89	0.29	-	72,72,72,72	0
59	MG	AA	3417	1/1	0.95	0.18	-	25,25,25,25	0
59	MG	CA	3208	1/1	0.79	0.66	-	74,74,74,74	0
59	MG	AA	3642	1/1	0.87	0.34	-	71,71,71,71	0
59	MG	AA	3195	1/1	0.65	0.38	-	69,69,69,69	0
59	MG	AA	3467	1/1	0.84	0.32	-	49,49,49,49	0
59	MG	CA	3071	1/1	0.91	0.28	-	45,45,45,45	0
59	MG	CA	3112	1/1	0.72	0.38	-	69,69,69,69	0
59	MG	AA	3265	1/1	0.93	0.18	-	43,43,43,43	0
59	MG	CA	3445	1/1	0.95	0.21	-	22,22,22,22	0
59	MG	AA	3355	1/1	0.97	0.17	-	57,57,57,57	0
59	MG	AA	3733	1/1	0.92	0.15	-	49,49,49,49	0
59	MG	CA	3287	1/1	0.98	0.22	-	45,45,45,45	0
59	MG	CA	3349	1/1	0.95	0.21	-	23,23,23,23	0
59	MG	CA	3158	1/1	0.78	0.38	-	54,54,54,54	0
59	MG	CA	3535	1/1	0.88	0.22	-	77,77,77,77	0
59	MG	CA	3254	1/1	0.94	0.16	-	85,85,85,85	0
59	MG	CB	3008	1/1	0.73	0.20	-	66,66,66,66	0
59	MG	CA	3083	1/1	0.92	0.41	-	61,61,61,61	0
59	MG	AA	3121	1/1	0.96	0.16	-	53,53,53,53	0

Continued on next page...

Continued from previous page...

Mol	Type	Chain	Res	Atoms	RSCC	RSR	LLDF	B-factors(\AA^2)	Q<0.9
59	MG	BA	1701	1/1	0.90	0.09	-	54,54,54,54	0
59	MG	AA	3412	1/1	0.98	0.21	-	39,39,39,39	0
59	MG	CA	3559	1/1	0.83	0.12	-	75,75,75,75	0
59	MG	CA	3590	1/1	0.94	0.10	-	59,59,59,59	0
59	MG	AA	3233	1/1	0.88	0.18	-	46,46,46,46	0
59	MG	AA	3746	1/1	0.92	0.17	-	73,73,73,73	0
59	MG	BF	3001	1/1	0.96	0.18	-	49,49,49,49	0
59	MG	AA	3613	1/1	0.97	0.17	-	48,48,48,48	0
59	MG	AA	3324	1/1	0.94	0.14	-	15,15,15,15	0
59	MG	AA	3465	1/1	0.98	0.21	-	42,42,42,42	0
59	MG	CA	3596	1/1	0.92	0.13	-	51,51,51,51	0
59	MG	CA	3628	1/1	0.89	0.19	-	54,54,54,54	0
59	MG	AA	3695	1/1	0.86	0.08	-	67,67,67,67	0
59	MG	CA	3204	1/1	0.87	0.19	-	54,54,54,54	0
59	MG	CA	3005	1/1	0.80	0.20	-	48,48,48,48	0
59	MG	AA	3767	1/1	0.75	0.36	-	67,67,67,67	0
59	MG	CA	3387	1/1	0.92	0.34	-	50,50,50,50	0
59	MG	AA	3428	1/1	0.97	0.19	-	18,18,18,18	0
59	MG	CA	3313	1/1	0.94	0.27	-	38,38,38,38	0
59	MG	AA	3765	1/1	0.98	0.39	-	60,60,60,60	0
59	MG	AA	3073	1/1	0.97	0.14	-	31,31,31,31	0
59	MG	CA	3038	1/1	0.81	0.50	-	97,97,97,97	0
59	MG	CA	3008	1/1	0.94	0.39	-	46,46,46,46	0
59	MG	AV	202	1/1	0.96	0.24	-	33,33,33,33	0
59	MG	CA	3399	1/1	0.94	0.07	-	57,57,57,57	0
59	MG	DA	1633	1/1	0.80	0.27	-	55,55,55,55	0
59	MG	CA	3267	1/1	0.98	0.13	-	38,38,38,38	0
59	MG	CA	3195	1/1	0.98	0.32	-	47,47,47,47	0
59	MG	CA	3118	1/1	0.87	0.65	-	65,65,65,65	0
59	MG	AA	3422	1/1	0.97	0.18	-	23,23,23,23	0
59	MG	BA	1732	1/1	0.93	0.25	-	70,70,70,70	0
59	MG	AB	3004	1/1	0.72	0.32	-	69,69,69,69	0
59	MG	AA	3343	1/1	0.96	0.10	-	46,46,46,46	0
59	MG	CA	3389	1/1	0.78	0.35	-	59,59,59,59	0
59	MG	CA	3563	1/1	0.80	0.09	-	75,75,75,75	0
59	MG	CA	3406	1/1	0.82	0.13	-	77,77,77,77	0
59	MG	AA	3155	1/1	0.90	0.21	-	93,93,93,93	0
59	MG	CA	3447	1/1	0.97	0.26	-	73,73,73,73	0
59	MG	AA	3774	1/1	0.98	0.34	-	25,25,25,25	1
59	MG	DA	1627	1/1	0.89	0.08	-	77,77,77,77	0
59	MG	CA	3540	1/1	0.86	0.08	-	54,54,54,54	0
59	MG	CA	3381	1/1	0.96	0.15	-	50,50,50,50	0

Continued on next page...

Continued from previous page...

Mol	Type	Chain	Res	Atoms	RSCC	RSR	LLDF	B-factors(\AA^2)	Q<0.9
59	MG	AA	3764	1/1	0.93	0.16	-	73,73,73,73	0
59	MG	BA	1667	1/1	0.92	0.25	-	74,74,74,74	0
59	MG	AA	3709	1/1	0.99	0.42	-	23,23,23,23	1
59	MG	AA	3782	1/1	0.89	0.20	-	44,44,44,44	0
59	MG	AA	3548	1/1	0.95	0.12	-	7,7,7,7	0
59	MG	CA	3047	1/1	0.96	0.16	-	84,84,84,84	0
59	MG	CA	3405	1/1	0.98	0.10	-	55,55,55,55	0
59	MG	C8	5001	1/1	0.97	0.34	-	37,37,37,37	0
59	MG	DA	1626	1/1	0.46	0.30	-	71,71,71,71	0
59	MG	AA	3208	1/1	0.84	0.43	-	54,54,54,54	0
59	MG	BA	1731	1/1	0.92	0.17	-	45,45,45,45	0
59	MG	CA	3216	1/1	0.75	0.47	-	79,79,79,79	0
59	MG	AA	3291	1/1	0.96	0.28	-	45,45,45,45	0
59	MG	CA	3558	1/1	0.92	0.09	-	64,64,64,64	0
59	MG	AA	3459	1/1	0.98	0.20	-	53,53,53,53	0
59	MG	CA	3139	1/1	0.32	0.71	-	126,126,126,126	0
59	MG	BA	1763	1/1	0.93	0.17	-	76,76,76,76	0
59	MG	BA	1736	1/1	0.91	0.17	-	67,67,67,67	0
59	MG	CA	3542	1/1	0.75	0.41	-	87,87,87,87	0
59	MG	DA	1724	1/1	0.73	0.42	-	70,70,70,70	0
59	MG	DA	1736	1/1	0.89	0.13	-	78,78,78,78	0
59	MG	CA	3359	1/1	0.94	0.08	-	33,33,33,33	0
59	MG	CA	3522	1/1	0.94	0.13	-	54,54,54,54	0
59	MG	CA	3241	1/1	0.89	0.18	-	72,72,72,72	0
59	MG	BA	1636	1/1	0.94	0.18	-	57,57,57,57	0
59	MG	AA	3604	1/1	0.86	0.45	-	81,81,81,81	0
59	MG	AA	3079	1/1	0.87	0.12	-	27,27,27,27	0
59	MG	AA	3768	1/1	0.79	0.20	-	58,58,58,58	0
59	MG	CA	3222	1/1	0.92	0.35	-	57,57,57,57	0
59	MG	CA	3093	1/1	0.74	0.69	-	75,75,75,75	0

6.5 Other polymers ⓘ

There are no such residues in this entry.