



# Full wwPDB/EMDatabank EM Map/Model Validation Report ⓘ

Feb 21, 2017 – 11:32 PM EST

PDB ID : 5WVE  
EMDB ID: : EMD-6690  
Title : Apaf-1-Caspase-9 holoenzyme  
Authors : Li, Y.; Zhou, M.; Hu, Q.; Shi, Y.  
Deposited on : 2016-12-24  
Resolution : 4.40 Å(reported)

This is a Full wwPDB/EMDatabank EM Map/Model Validation Report  
for a publicly released PDB/EMDB entry.

We welcome your comments at [validation@mail.wwpdb.org](mailto:validation@mail.wwpdb.org)  
A user guide is available at  
<http://wwpdb.org/validation/2016/EMValidationReportHelp>  
with specific help available everywhere you see the ⓘ symbol.

---

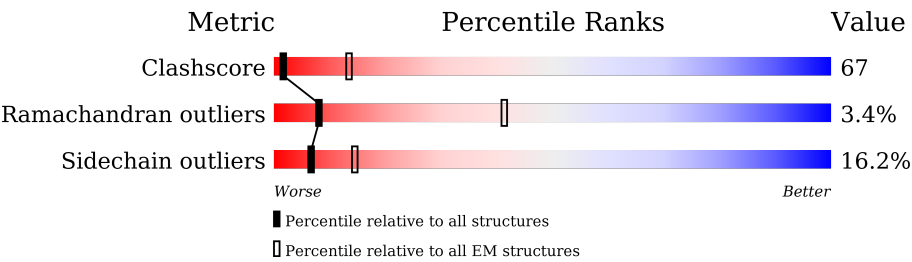
MolProbity : 4.02b-467  
Mogul : 1.7.1 (RC1), CSD as537be (2016)  
Percentile statistics : 20151230.v01 (using entries in the PDB archive December 30th 2015)  
Ideal geometry (proteins) : Engh & Huber (2001)  
Ideal geometry (DNA, RNA) : Parkinson et. al. (1996)  
Validation Pipeline (wwPDB-VP) : rb-20028442

# 1 Overall quality at a glance i

The following experimental techniques were used to determine the structure:  
*ELECTRON MICROSCOPY*

The reported resolution of this entry is 4.40 Å.

Percentile scores (ranging between 0-100) for global validation metrics of the entry are shown in the following graphic. The table shows the number of entries on which the scores are based.










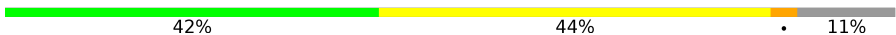
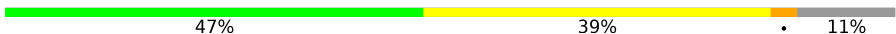







Metric	Whole archive (#Entries)	EM structures (#Entries)
Clashscore	114402	924
Ramachandran outliers	111179	726
Sidechain outliers	111093	686

The table below summarises the geometric issues observed across the polymeric chains. The red, orange, yellow and green segments on the bar indicate the fraction of residues that contain outliers for  $\geq 3$ , 2, 1 and 0 types of geometric quality criteria. A grey segment represents the fraction of residues that are not modelled. The numeric value for each fraction is indicated below the corresponding segment, with a dot representing fractions  $\leq 5\%$

Mol	Chain	Length	Quality of chain
1	A	1248	<div><div>32%</div><div>46%</div><div>13%</div><div>•</div><div>8%</div></div>
1	C	1248	<div><div>32%</div><div>46%</div><div>13%</div><div>•</div><div>8%</div></div>
1	E	1248	<div><div>31%</div><div>46%</div><div>13%</div><div>•</div><div>8%</div></div>
1	G	1248	<div><div>31%</div><div>46%</div><div>14%</div><div>•</div><div>8%</div></div>
1	I	1248	<div><div>32%</div><div>46%</div><div>13%</div><div>•</div><div>8%</div></div>
1	K	1248	<div><div>32%</div><div>46%</div><div>13%</div><div>•</div><div>8%</div></div>
1	M	1248	<div><div>32%</div><div>46%</div><div>13%</div><div>•</div><div>8%</div></div>
2	B	105	<div><div>82%</div><div>15%</div><div>••</div></div>
2	D	105	<div><div>83%</div><div>14%</div><div>••</div></div>

Continued on next page...

*Continued from previous page...*

Mol	Chain	Length	Quality of chain
2	F	105	 82% 15% ..
2	H	105	 83% 14% ..
2	J	105	 82% 15% ..
2	L	105	 83% 14% ..
2	N	105	 83% 14% ..
3	O	102	 50% 37% • 11%
3	P	102	 52% 34% • 11%
3	Q	102	 42% 44% • 11%
3	R	102	 47% 39% • 11%
3	W	102	 80% 13% 7%
3	X	102	 74% 16% • 10%
4	S	100	 51% 35% 10% •
4	T	100	 48% 45% • •
4	U	100	 45% 46% 5% •
4	V	100	 57% 33% 6% •
4	Y	100	 71% 19% 5% 5%

## 2 Entry composition

There are 7 unique types of molecules in this entry. The entry contains 78605 atoms, of which 0 are hydrogens and 0 are deuteriums.

In the tables below, the AltConf column contains the number of residues with at least one atom in alternate conformation and the Trace column contains the number of residues modelled with at most 2 atoms.

- Molecule 1 is a protein called Apoptotic protease-activating factor 1.

Mol	Chain	Residues	Atoms					AltConf	Trace
1	A	1144	Total	C	N	O	S	0	0
			9139	5789	1569	1720	61		
1	C	1144	Total	C	N	O	S	0	0
			9139	5789	1569	1720	61		
1	E	1144	Total	C	N	O	S	0	0
			9139	5789	1569	1720	61		
1	G	1144	Total	C	N	O	S	0	0
			9139	5789	1569	1720	61		
1	I	1144	Total	C	N	O	S	0	0
			9139	5789	1569	1720	61		
1	K	1144	Total	C	N	O	S	0	0
			9139	5789	1569	1720	61		
1	M	1144	Total	C	N	O	S	0	0
			9139	5789	1569	1720	61		

- Molecule 2 is a protein called Cytochrome c.

Mol	Chain	Residues	Atoms					AltConf	Trace
2	B	104	Total	C	N	O	S	0	0
			823	524	144	151	4		
2	D	104	Total	C	N	O	S	0	0
			823	524	144	151	4		
2	F	104	Total	C	N	O	S	0	0
			823	524	144	151	4		
2	H	104	Total	C	N	O	S	0	0
			823	524	144	151	4		
2	J	104	Total	C	N	O	S	0	0
			823	524	144	151	4		
2	L	104	Total	C	N	O	S	0	0
			823	524	144	151	4		
2	N	104	Total	C	N	O	S	0	0
			823	524	144	151	4		

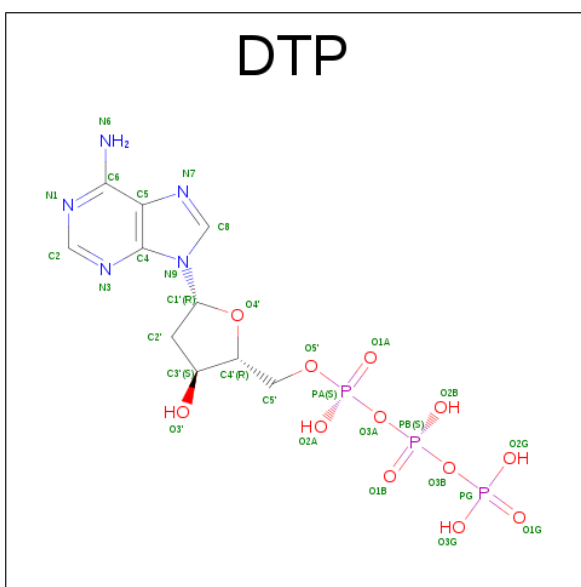
- Molecule 3 is a protein called Apoptotic protease-activating factor 1.

Mol	Chain	Residues	Atoms					AltConf	Trace
3	O	91	Total	C	N	O	S	0	0
			735	461	127	141	6		
3	P	91	Total	C	N	O	S	0	0
			735	461	127	141	6		
3	Q	91	Total	C	N	O	S	0	0
			735	461	127	141	6		
3	R	91	Total	C	N	O	S	0	0
			735	461	127	141	6		
3	W	95	Total	C	N	O	S	0	0
			762	479	131	146	6		
3	X	92	Total	C	N	O	S	0	0
			742	466	128	142	6		

- Molecule 4 is a protein called Caspase.

Mol	Chain	Residues	Atoms					AltConf	Trace
4	S	96	Total	C	N	O	S	0	0
			783	479	153	146	5		
4	T	96	Total	C	N	O	S	0	0
			783	479	153	146	5		
4	U	96	Total	C	N	O	S	0	0
			783	479	153	146	5		
4	V	96	Total	C	N	O	S	0	0
			783	479	153	146	5		
4	Y	95	Total	C	N	O	S	0	0
			777	475	152	145	5		

- Molecule 5 is 2'-DEOXYADENOSINE 5'-TRIPHOSPHATE (three-letter code: DTP) (formula: C<sub>10</sub>H<sub>16</sub>N<sub>5</sub>O<sub>12</sub>P<sub>3</sub>).



Mol	Chain	Residues	Atoms					AltConf
5	A	1	Total 30	C 10	N 5	O 12	P 3	0
5	C	1	Total 30	C 10	N 5	O 12	P 3	0
5	E	1	Total 30	C 10	N 5	O 12	P 3	0
5	G	1	Total 30	C 10	N 5	O 12	P 3	0
5	I	1	Total 30	C 10	N 5	O 12	P 3	0
5	K	1	Total 30	C 10	N 5	O 12	P 3	0
5	M	1	Total 30	C 10	N 5	O 12	P 3	0

- Molecule 6 is MAGNESIUM ION (three-letter code: MG) (formula: Mg).

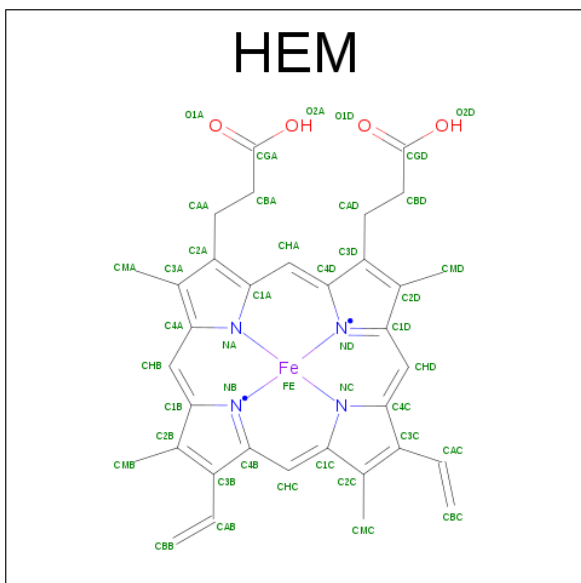
Mol	Chain	Residues	Atoms	AltConf
6	G	1	Total Mg 1 1	0
6	K	1	Total Mg 1 1	0
6	E	1	Total Mg 1 1	0
6	I	1	Total Mg 1 1	0
6	C	1	Total Mg 1 1	0

*Continued on next page...*

Continued from previous page...

Mol	Chain	Residues	Atoms	AltConf
6	A	1	Total Mg 1 1	0
6	M	1	Total Mg 1 1	0

- Molecule 7 is PROTOPORPHYRIN IX CONTAINING FE (three-letter code: HEM) (formula:  $C_{34}H_{32}FeN_4O_4$ ).

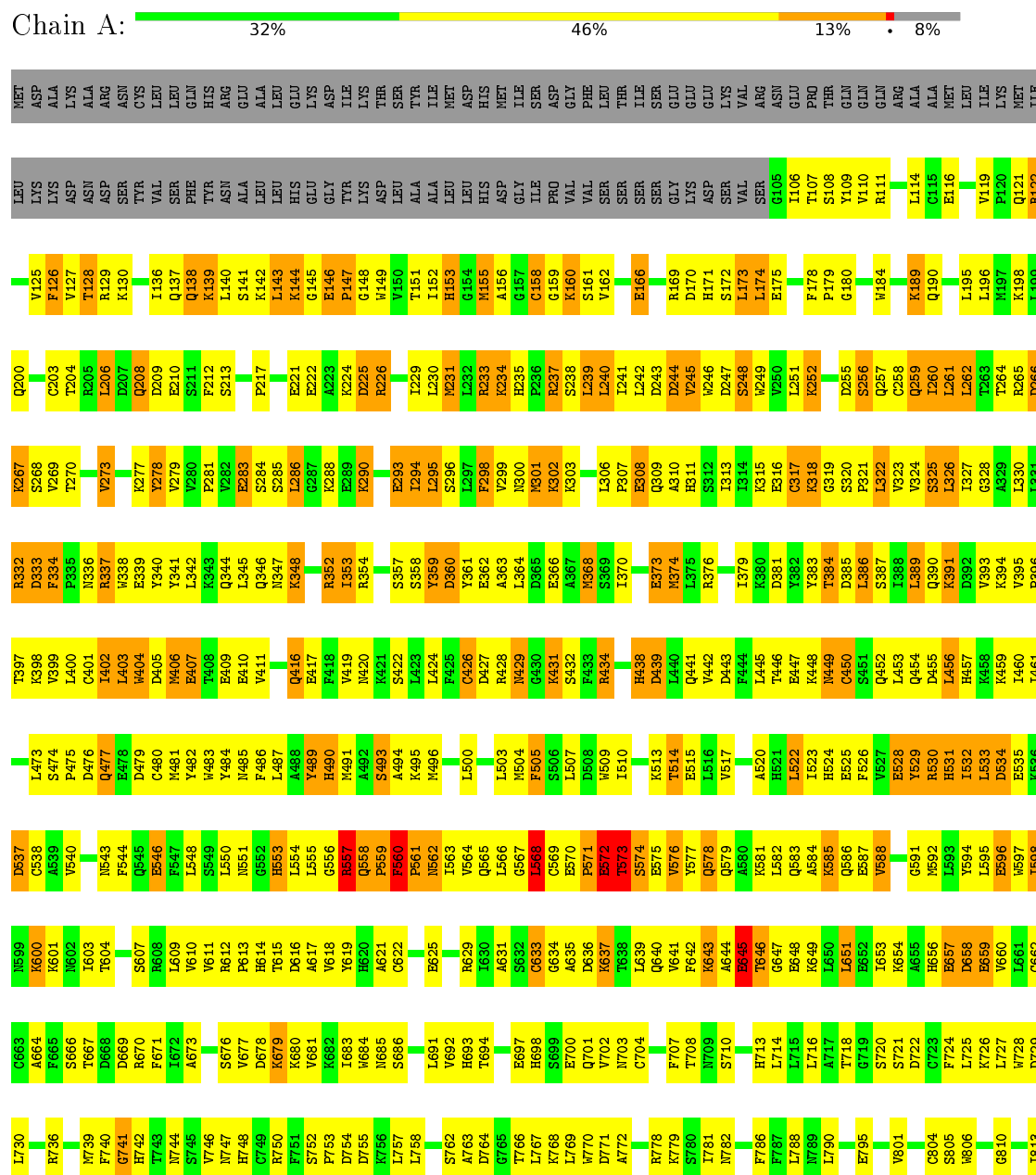


Mol	Chain	Residues	Atoms					AltConf
7	B	1	Total 43	C 34	Fe 1	N 4	O 4	0
7	D	1	Total 43	C 34	Fe 1	N 4	O 4	0
7	F	1	Total 43	C 34	Fe 1	N 4	O 4	0
7	H	1	Total 43	C 34	Fe 1	N 4	O 4	0
7	J	1	Total 43	C 34	Fe 1	N 4	O 4	0
7	L	1	Total 43	C 34	Fe 1	N 4	O 4	0
7	N	1	Total 43	C 34	Fe 1	N 4	O 4	0

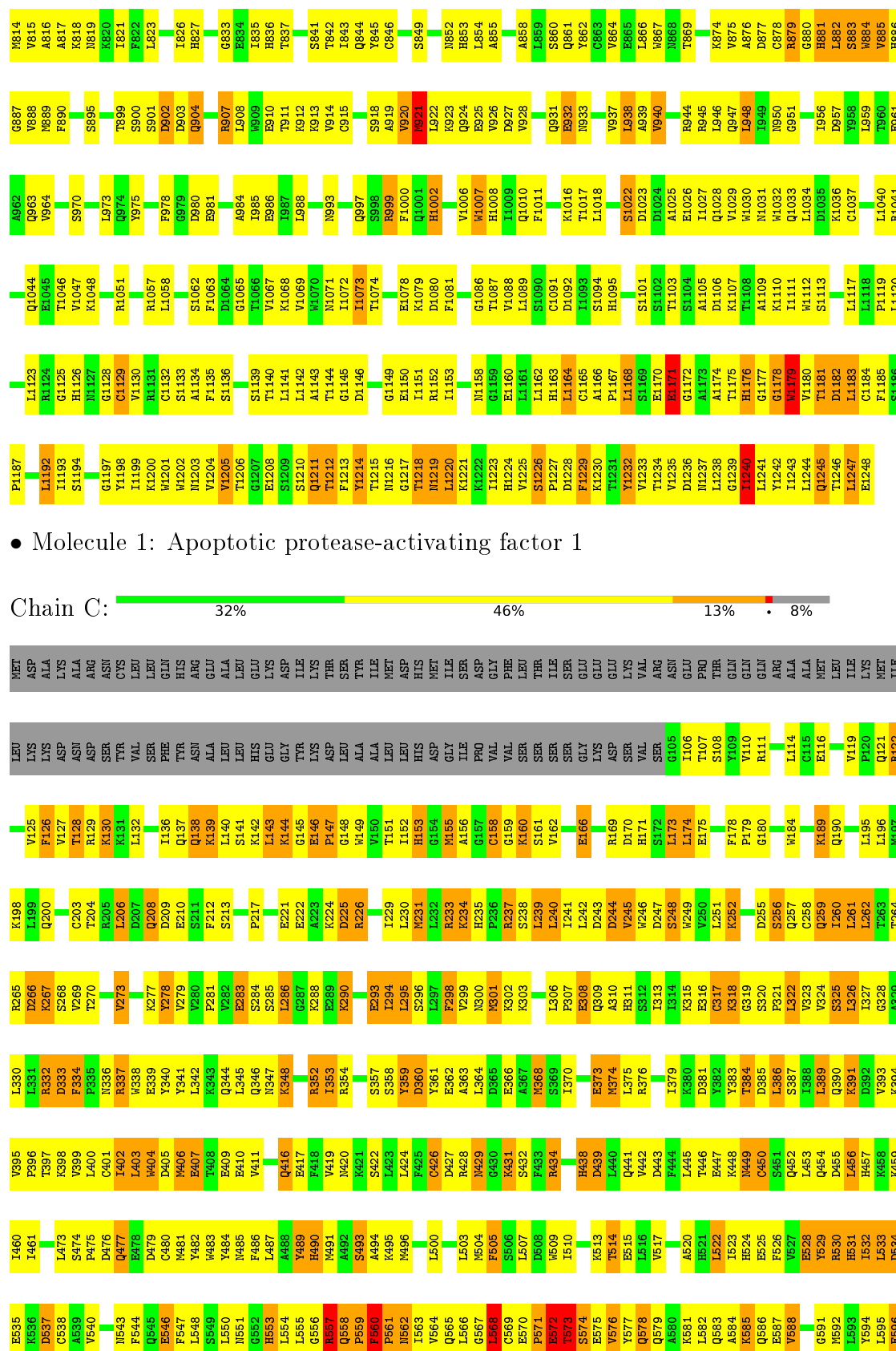
### 3 Residue-property plots

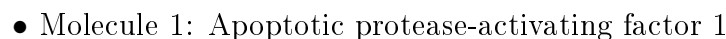
These plots are drawn for all protein, RNA and DNA chains in the entry. The first graphic for a chain summarises the proportions of errors displayed in the second graphic. The second graphic shows the sequence view annotated by issues in geometry. Residues are color-coded according to the number of geometric quality criteria for which they contain at least one outlier: green = 0, yellow = 1, orange = 2 and red = 3 or more. Stretches of 2 or more consecutive residues without any outlier are shown as a green connector. Residues present in the sample, but not in the model, are shown in grey.

- Molecule 1: Apoptotic protease-activating factor 1



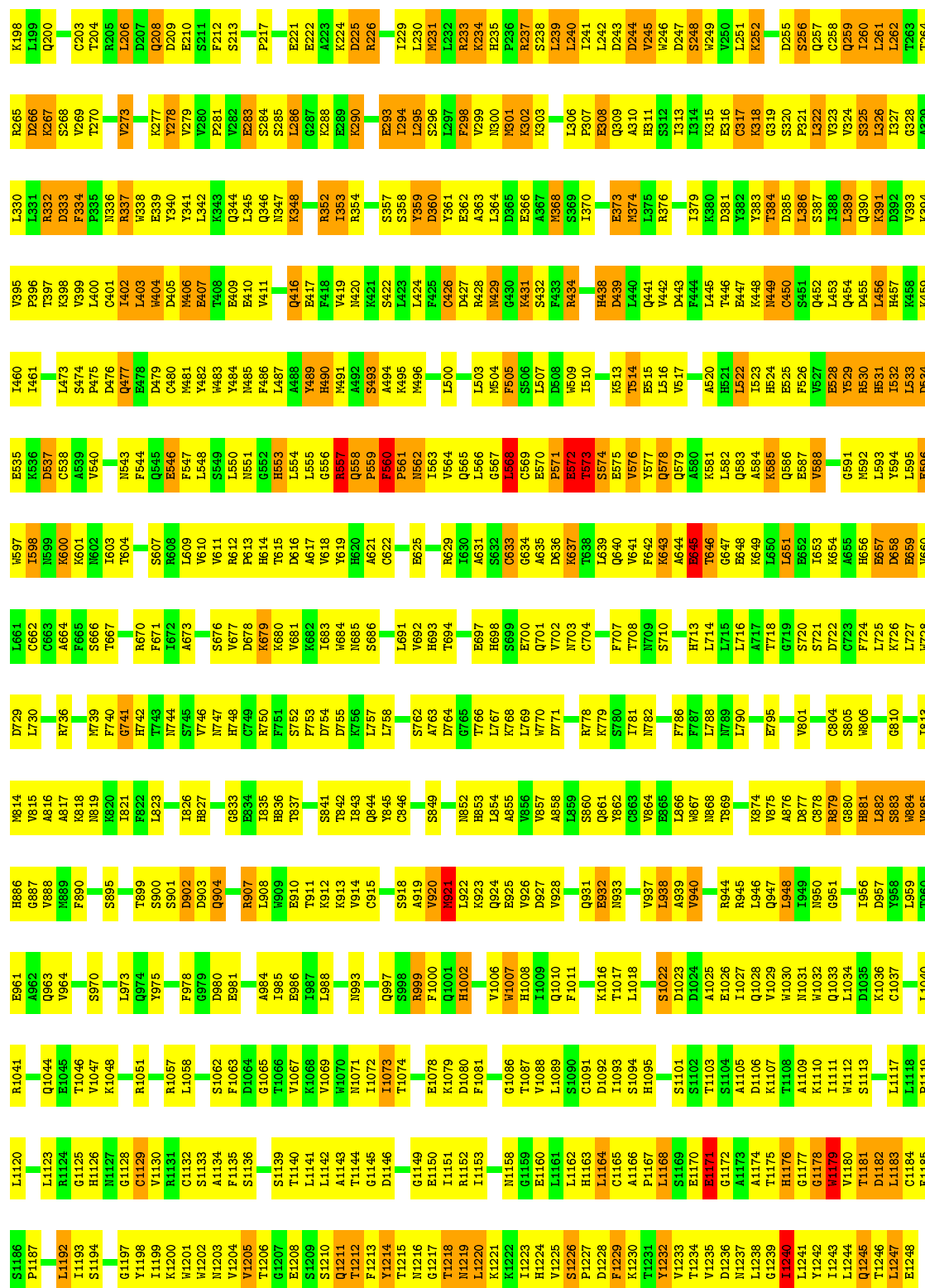




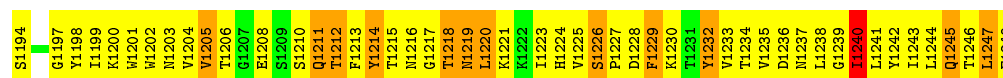


R332	K267	Q200	V125	L125	MET
D333	S268	C203	F126	LVS	ASP
F334	V269	T204	T127	ASP	ALA
P335	T270	R205	T128	ASN	LVS
N336		L206	R129	ASP	ARG
K337	V273	D207	K130	SER	ASN
W338		Q208		TRR	CYS
E339	K277	D209	I136	VAL	LEU
F340	Y278	D210	Q137	SER	LEU
F341	Y279	E211	Q138	PRE	GLN
L342	V280	S211	K139	TRR	HIS
K343	P281	F212	L140	ASN	ARG
Q344	T282	S213	S141	ALA	GLU
L345	E283		K142	LEU	ALA
Q346	S284	P217	L143	LEU	LEU
N347	S285		L144	HIS	GLU
K348	L286	E221	G145	GLU	LVS
	G287	E222			
R352	K288	A223	E146	GLY	ASP
L353	E289	K224	P147	TRR	ILE
R354	K290	D225	G148	LVS	LVS
		R226	W149	ASP	THR
			V150	LEU	SER
S357	E293	I229	T151	ALA	TRR
S358	L294	L230	I152	ALA	ILE
F359	L295	M231	H153	LEU	MET
D360	S296	L232	G154	LEU	ASP
Y361	L297	R233	M155	HIS	HIS
E362	P298	K234	A156	ASP	MET
A363	V299	E235	G157	GLY	ILE
L364	K300	P236	G158	ILE	SER
D365	K301	R237	G159	PRO	ASP
E366	Q302	S238	R160	VAL	GLY
A367	K303	L239	S161	VAL	PHE
K368		L240	V162	SER	LEU
S369	L306	L241		SER	THR
I370	P307	L242	E166	ILE	THR
	E308	D243		SER	GLU
E373	Q309	D244	R169	GLY	GLU
K374	K310	V245	D170	LVS	GLU
L375	H311	W246	H171	ASP	GLU
R376	S312	D247	S172	SER	LVS
	L313	S248	L173	VAL	VAL
I379	L314	W249	L174	SER	ARG
K380	K315	E250	E175	GLI05	ASN
D381	E316	L251	F178	T107	PRO
F382	G317	K252	P179	S108	THR
K383	K318		G180	Y109	GLN
T384	G319	D255	W184	R111	GLN
	D385	S256			ARG
L386	P321	Q257	K189	L114	ALA
S387	L322	C258	Q190	G115	ALA
	K323	Q259	L195	E116	MET
L388	V324	L260			LEU
Q390	S325	L261			LEU
K391	L326	L262			LEU
D392	T327	T263	L196	V119	ILE
F393	K328	T264	K197	P120	LVS
K394	G329	R265	K198	Q121	THR
V395	L330	R266	L199	R422	THR
R396	L331				



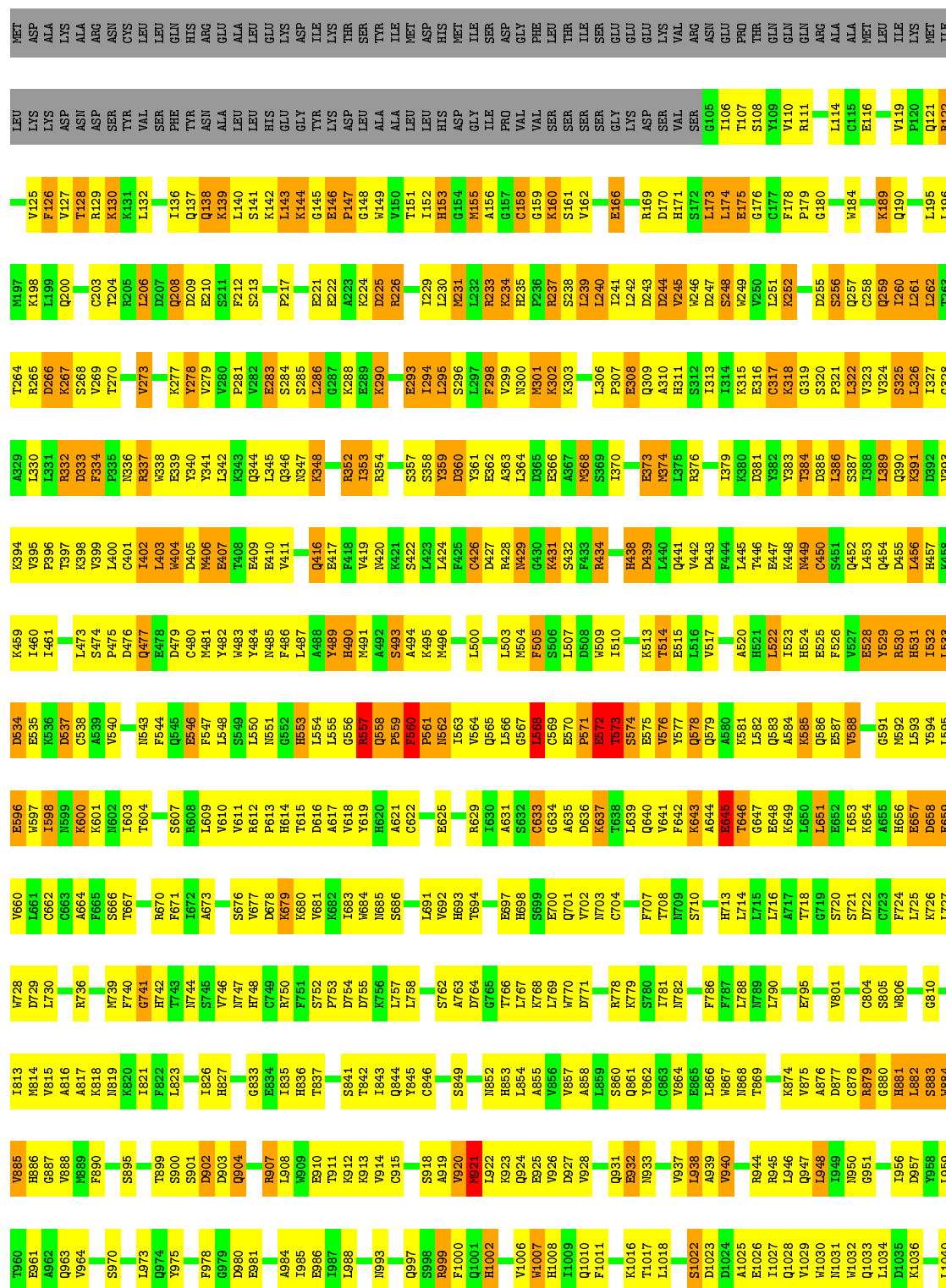


H1126	V1047	S970	F890	K818	A684	K800	C538	L473	T397	R332	K267	Q200	LEU	MET
H1127	K1048	S970	S895	H819	F695	K601	A589	S474	K398	D333	S268	Q200	LYS	ASP
G1128	R1051	L973	S895	H820	F695	K602	V540	P475	V399	F334	V269	C203	LYS	ALA
C1129	R1051	L973	S895	H821	T687	N602	V540	D476	L400	P335	T270	T204	ASP	LYS
V1130	R1057	Y975	T899	H822	H742	T604	N543	Q477	C401	N336	V273	R205	ASN	ALA
H1131	L1058	Y975	T899	H823	T743	T604	N543	F478	L402	R337	R129	R129	ASP	ARG
C1132	L1058	Y975	S901	L823	N744	S607	F545	D479	L403	V338	D207	K130	SER	ASN
S1133	S1062	F978	D902	I826	S745	R608	E546	C480	W404	E339	K277	Q208	TYR	CYS
A1134	F1063	G979	D903	H827	S745	L609	E546	P481	D405	V340	Y278	Q209	VAL	LEU
F1135	D1064	Q981	Q904	H827	H748	V610	L548	Y482	N406	Y341	V279	E210	SER	LEU
S1136	D1064	E981	Q904	G833	H748	V611	S549	Y483	N407	L342	V280	S211	PHE	GLN
G1137	G1065	E981	R907	G834	G749	R612	L550	Y484	T408	K343	P281	F212	TYR	HIS
T1138	T1066	A984	R907	H835	R750	R613	N551	N485	T408	K343	V282	S213	ASN	ARG
V1139	V1067	I985	W909	H836	K679	H614	G582	F486	E410	L345	E283	S141	ALA	GLU
T1140	K1068	E985	W909	H837	K679	H614	G582	L487	V411	K348	E283	P217	LEU	ALA
L1141	L1141	E986	T910	H837	K679	H614	G582	L487	V411	K348	E283	P217	LEU	LEU
V1142	V1069	E987	T910	H837	K679	H614	G582	L487	V411	K348	E283	P217	LEU	LEU
H1143	H1070	L988	K912	S841	K682	A617	L555	Y489	Q416	K348	E283	P217	HIS	GLU
T1144	T1071	L988	K912	H842	K682	A617	L555	Y489	Q416	K348	E283	P217	GLU	GLU
G1145	I1072	L988	K913	H843	K682	A617	L555	Y489	Q416	K348	E283	P217	GLU	GLU
D1146	I1073	L988	K915	H844	K682	A617	L555	Y489	Q416	K348	E283	P217	GLU	GLU
G1149	T1074	Q997	C915	H844	K682	A617	L555	Y489	Q416	K348	E283	P217	GLU	GLU
E1150	E1078	Q997	S918	C846	S762	L691	F560	K494	K421	S357	E293	R226	LEU	THR
K1151	K1079	Q997	S918	C846	S762	L691	F560	K494	K421	S357	E293	R226	LEU	THR
R1152	D1080	Q1001	V920	H849	D764	V692	N562	K494	K421	S357	E293	R226	LEU	THR
I1153	F1081	H1002	R821	H852	G765	H693	L563	N496	L424	S358	L294	I229	ALA	TYR
G1156	G1086	V1006	K923	H853	T766	T694	V584	L500	F425	D360	S296	M231	ALA	ALA
T1157	T1087	V1006	K923	H853	T766	T694	V584	L500	F425	D360	S296	M231	ALA	ALA
E1158	E1087	V1006	K923	H853	T766	T694	V584	L500	F425	D360	S296	M231	ALA	ALA
H1159	H1088	V1006	K923	H853	T766	T694	V584	L500	F425	D360	S296	M231	ALA	ALA
E1160	E1088	V1006	K923	H853	T766	T694	V584	L500	F425	D360	S296	M231	ALA	ALA
L1161	L1089	V1006	K923	H853	T766	T694	V584	L500	F425	D360	S296	M231	ALA	ALA
L1162	L1090	V1006	K923	H853	T766	T694	V584	L500	F425	D360	S296	M231	ALA	ALA
H1163	H1091	V1006	K923	H853	T766	T694	V584	L500	F425	D360	S296	M231	ALA	ALA
L1164	L1092	V1006	K923	H853	T766	T694	V584	L500	F425	D360	S296	M231	ALA	ALA
C1165	C1093	V1006	K923	H853	T766	T694	V584	L500	F425	D360	S296	M231	ALA	ALA
A1166	A1094	V1006	K923	H853	T766	T694	V584	L500	F425	D360	S296	M231	ALA	ALA
P1167	P1095	V1006	K923	H853	T766	T694	V584	L500	F425	D360	S296	M231	ALA	ALA
L1168	L1096	V1006	K923	H853	T766	T694	V584	L500	F425	D360	S296	M231	ALA	ALA
S1169	S1101	S1022	V937	H864	N782	F707	E575	K513	H438	E373	Q309	D243	SER	SER
E1170	E1102	D1023	L938	H865	N782	F707	E575	K513	H438	E373	Q309	D243	SER	SER
E1171	E1102	D1023	L938	H865	N782	F707	E575	K513	H438	E373	Q309	D243	SER	SER
G1172	G1103	D1024	A939	H866	F786	K642	Q578	L515	Q441	K374	A310	D244	GLY	GLU
A1173	A1105	A1026	V940	H867	F786	K642	Q578	L515	Q441	K374	A310	D244	GLY	GLU
A1174	A1106	A1026	V940	H867	F786	K642	Q578	L515	Q441	K374	A310	D244	GLY	GLU
H1175	H1107	I1027	R944	H868	F786	K642	Q578	L515	Q441	K374	A310	D244	GLY	GLU
A1176	A1108	I1027	R944	H868	F786	K642	Q578	L515	Q441	K374	A310	D244	GLY	GLU
G1177	G1109	I1027	R944	H868	F786	K642	Q578	L515	Q441	K374	A310	D244	GLY	GLU
G1178	K1110	W1030	L948	H874	E795	K649	A584	L523	K448	V382	C317	L251	ASP	LYS
H1179	H1111	W1031	L949	H875	E795	K649	A584	L523	K448	V382	C317	L251	ASP	LYS
V1180	V1112	W1032	N950	H877	V801	L651	Q586	E525	N449	V383	G319	K252	SER	VAL
T1181	T1113	Q1033	G951	H879	C804	E652	E587	F526	C450	T384	G319	K252	SER	VAL
D1182	D1182	L1034	I956	H880	C804	E652	E587	F526	C450	T384	G319	K252	SER	VAL
L1183	L1183	K1036	D957	H881	W806	K654	V588	V527	Q452	L386	P321	S256	SER	ASN
C1184	C1118	K1036	D957	H882	W806	K654	V588	V527	Q452	L386	P321	S256	SER	ASN
F1185	F1119	L1040	Y958	H883	G810	H656	G591	Y529	Q453	L388	V323	Q258	ALA	ALA
S1186	S1120	R1041	L959	H884	G810	H656	G591	Y529	Q453	L388	V323	Q258	ALA	ALA
P1187	P1187	L1041	L959	H885	G810	H656	G591	Y529	Q453	L388	V323	Q258	ALA	ALA
L1192	L1123	Q1044	E961	H886	M814	V680	E586	E535	K459	V393	G328	T263	LEU	LEU
I1193	I1192	E1045	A962	H887	V815	L730	W597	E535	K459	V393	G328	T263	LEU	LEU
		T1046	V964	H888	A816	L730	W597	E535	K459	V393	G328	T263	LEU	LEU
		T1046	V964	H889	A817	R736	N599	E535	K459	V393	G328	T263	LEU	LEU

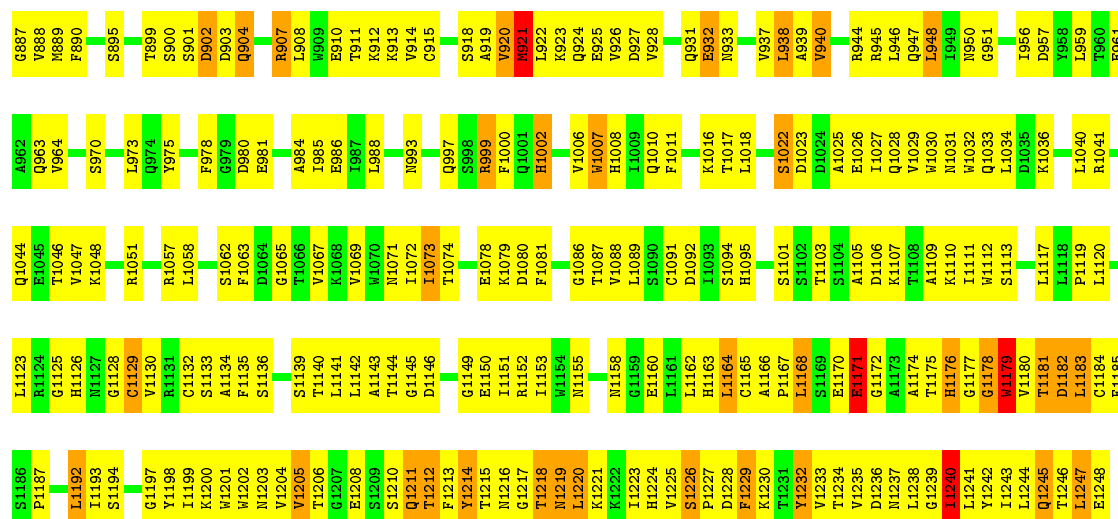


• Molecule 1: Apoptotic protease-activating factor 1

Chain K: 32% 46% 13% 8%







• Molecule 2: Cytochrome c

Chain B: 82% 15% ..



• Molecule 2: Cytochrome c

Chain D: 83% 14% ..



• Molecule 2: Cytochrome c

Chain F: 82% 15% ..



• Molecule 2: Cytochrome c

Chain H: 83% 14% ..



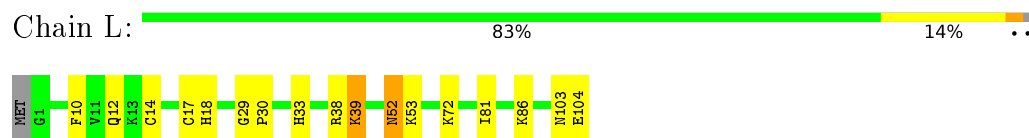
• Molecule 2: Cytochrome c

Chain J: 82% 15% ..

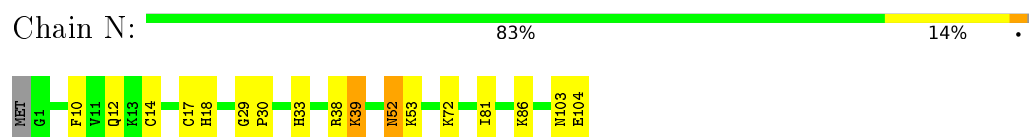





- Molecule 2: Cytochrome c



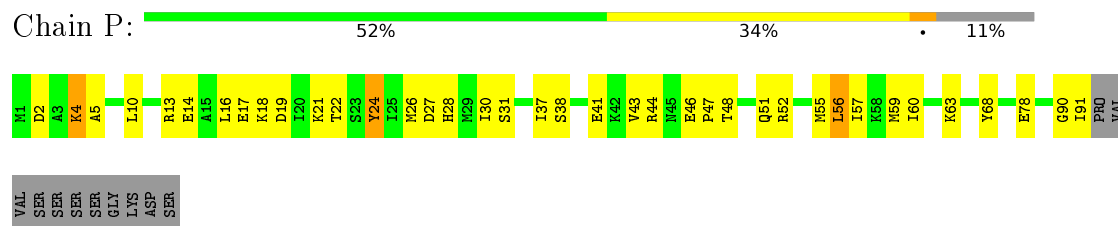
- Molecule 2: Cytochrome c




- Molecule 3: Apoptotic protease-activating factor 1



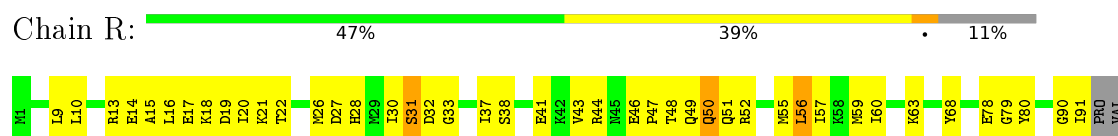
- Molecule 3: Apoptotic protease-activating factor 1



- Molecule 3: Apoptotic protease-activating factor 1




- Molecule 3: Apoptotic protease-activating factor 1



VAL  
SER  
SER  
SER  
SER  
GLY  
LYS  
ASP  
SER

• Molecule 3: Apoptotic protease-activating factor 1

Chain W:  80% 13% 7%

H1 D2 A3 R6 N7 L10 R13 E17 K18 D19 K21 P47 Q51 K58 L61 K81 S95 SER SER SER SER GLY ASP SER

• Molecule 3: Apoptotic protease-activating factor 1

Chain X:  74% 16% 10%

H1 R6 L9 E17 K18 D19 H28 F34 I37 E40 V43 R44 R45 E46 R52 A53 A54 D66 S67 Y68 L83 I91 P92 VAL SER SER SER SER GLY LYS ASP SER

• Molecule 4: Caspase

Chain S:  51% 35% 10%

H1 D2 R6 R7 L8 L9 R10 R11 C12 R13 R14 R15 L16 V17 E18 E19 L20 Q21 D27 V28 L29 L30 L31 S31 R32 E33 L34 R35 R36 P37 H38 M39 I40 E41 D42 I43 Q44 R45 R51 R52 T64 R65 Q68 A69 L70 P71 L72 F73 I74 S75 C76 L77 E78 D79 T80 G81 Q82 L85 R93 A96 LYS LEU SER LYS

• Molecule 4: Caspase

Chain T:  48% 45%

H1 D2 R6 R7 L8 L9 R10 R11 R12 C12 R13 L14 V17 L20 Q21 V28 L29 R32 E33 L34 R35 R36 P37 H38 M39 I40 E41 Q44 R45 S50 R51 R52 R56 I59 I60 E63 T64 Q68 A69 L70 P71 L72 F73 I74 S75 C76 L77 E78 T80 G81 Q82 L85 R88 R93 A96 LYS LEU SER LYS

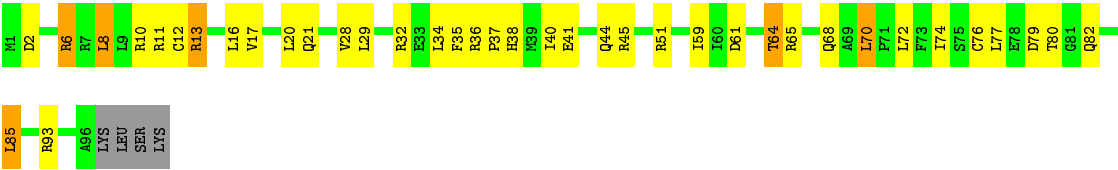
• Molecule 4: Caspase

Chain U:  45% 46% 5%

H1 D2 R6 R7 L8 L9 R10 R11 R12 C12 R13 L14 L15 L16 V17 E18 E19 L20 Q21 V28 L29 R32 E33 L34 R35 R36 P37 H38 M39 I40 E41 Q44 R45 R51 R52 R56 I59 I60 D61 E63 T64 R65 Q68 A69 L70 P71 L72 F73 I74 S75 C76 L77 E78 D79 T80 G81 Q82 L85 R88 R93 A96 LYS LEU SER LYS

• Molecule 4: Caspase

Chain V:  57% 33% 6%



● Molecule 4: Caspase



## 4 Experimental information

Property	Value	Source
Reconstruction method	SINGLE PARTICLE	Depositor
Imposed symmetry	POINT, Not provided	Depositor
Number of particles used	240130	Depositor
Resolution determination method	FSC 0.143 CUT-OFF	Depositor
CTF correction method	Not provided	Depositor
Microscope	FEI POLARA 300	Depositor
Voltage (kV)	300	Depositor
Electron dose ( $e^-/\text{\AA}^2$ )	Not provided	Depositor
Minimum defocus (nm)	Not provided	Depositor
Maximum defocus (nm)	Not provided	Depositor
Magnification	Not provided	Depositor
Image detector	Not provided	Depositor

## 5 Model quality ⓘ

### 5.1 Standard geometry ⓘ

Bond lengths and bond angles in the following residue types are not validated in this section: HEM, MG, DTP

The Z score for a bond length (or angle) is the number of standard deviations the observed value is removed from the expected value. A bond length (or angle) with  $|Z| > 5$  is considered an outlier worth inspection. RMSZ is the root-mean-square of all Z scores of the bond lengths (or angles).

Mol	Chain	Bond lengths		Bond angles	
		RMSZ	# $ Z  > 2$	RMSZ	# $ Z  > 2$
1	A	0.31	0/9337	0.52	2/12636 (0.0%)
1	C	0.30	0/9337	0.52	2/12636 (0.0%)
1	E	0.31	1/9337 (0.0%)	0.53	3/12636 (0.0%)
1	G	0.31	0/9337	0.52	2/12636 (0.0%)
1	I	0.31	0/9337	0.52	2/12636 (0.0%)
1	K	0.31	1/9337 (0.0%)	0.52	2/12636 (0.0%)
1	M	0.31	0/9337	0.52	2/12636 (0.0%)
2	B	0.65	0/839	0.73	0/1118
2	D	0.65	0/839	0.73	0/1118
2	F	0.65	0/839	0.73	0/1118
2	H	0.65	0/839	0.73	0/1118
2	J	0.65	0/839	0.73	0/1118
2	L	0.65	0/839	0.73	0/1118
2	N	0.65	0/839	0.73	0/1118
3	O	0.41	0/745	0.64	0/998
3	P	0.42	0/745	0.64	0/998
3	Q	0.40	0/745	0.62	0/998
3	R	0.41	0/745	0.64	0/998
3	W	0.66	0/773	0.58	0/1038
3	X	0.74	0/753	0.61	0/1010
4	S	0.42	0/790	0.66	0/1059
4	T	0.42	0/790	0.64	0/1059
4	U	0.40	0/790	0.62	0/1059
4	V	0.43	0/790	0.67	0/1059
4	Y	0.60	0/784	0.61	0/1051
All	All	0.37	2/79682 (0.0%)	0.55	15/107605 (0.0%)

Chiral center outliers are detected by calculating the chiral volume of a chiral center and verifying if the center is modelled as a planar moiety or with the opposite hand. A planarity outlier is detected by checking planarity of atoms in a peptide group, atoms in a mainchain group or atoms of a sidechain that are expected to be planar.

Mol	Chain	#Chirality outliers	#Planarity outliers
4	T	0	1

All (2) bond length outliers are listed below:

Mol	Chain	Res	Type	Atoms	Z	Observed(Å)	Ideal(Å)
1	K	1179	TRP	C-N	-6.36	1.19	1.34
1	E	236	PRO	N-CD	5.21	1.55	1.47

All (15) bond angle outliers are listed below:

Mol	Chain	Res	Type	Atoms	Z	Observed(°)	Ideal(°)
1	M	560	PHE	C-N-CD	-6.44	106.43	120.60
1	K	560	PHE	C-N-CD	-6.43	106.45	120.60
1	A	560	PHE	C-N-CD	-6.42	106.48	120.60
1	C	560	PHE	C-N-CD	-6.39	106.54	120.60
1	E	560	PHE	C-N-CD	-6.39	106.54	120.60
1	I	560	PHE	C-N-CD	-6.37	106.58	120.60
1	G	560	PHE	C-N-CD	-6.37	106.59	120.60
1	E	235	HIS	C-N-CD	5.79	140.56	128.40
1	C	880	GLY	N-CA-C	5.74	127.44	113.10
1	M	880	GLY	N-CA-C	5.73	127.43	113.10
1	I	880	GLY	N-CA-C	5.72	127.41	113.10
1	G	880	GLY	N-CA-C	5.72	127.40	113.10
1	K	880	GLY	N-CA-C	5.72	127.40	113.10
1	A	880	GLY	N-CA-C	5.71	127.38	113.10
1	E	880	GLY	N-CA-C	5.70	127.34	113.10

There are no chirality outliers.

All (1) planarity outliers are listed below:

Mol	Chain	Res	Type	Group
4	T	52	ARG	Sidechain

## 5.2 Too-close contacts

In the following table, the Non-H and H(model) columns list the number of non-hydrogen atoms and hydrogen atoms in the chain respectively. The H(added) column lists the number of hydrogen atoms added and optimized by MolProbity. The Clashes column lists the number of clashes within the asymmetric unit, whereas Symm-Clashes lists symmetry related clashes.

*Continued on next page...*

*Continued from previous page...*

Mol	Chain	Non-H	H(model)	H(added)	Clashes	Symm-Clashes
1	A	9139	0	9004	1450	0
1	C	9139	0	9005	1398	0
1	E	9139	0	9005	1439	0
1	G	9139	0	9005	1410	0
1	I	9139	0	9005	1405	0
1	K	9139	0	9005	1410	0
1	M	9139	0	9005	1400	0
2	B	823	0	849	33	0
2	D	823	0	849	33	0
2	F	823	0	849	32	0
2	H	823	0	849	31	0
2	J	823	0	849	33	0
2	L	823	0	849	33	0
2	N	823	0	849	35	0
3	O	735	0	738	82	0
3	P	735	0	738	98	0
3	Q	735	0	738	124	0
3	R	735	0	738	101	0
3	W	762	0	768	36	0
3	X	742	0	745	17	0
4	S	783	0	792	109	0
4	T	783	0	792	115	0
4	U	783	0	792	119	0
4	V	783	0	792	67	0
4	Y	777	0	784	26	0
5	A	30	0	12	6	0
5	C	30	0	12	6	0
5	E	30	0	12	6	0
5	G	30	0	12	6	0
5	I	30	0	12	6	0
5	K	30	0	12	6	0
5	M	30	0	12	6	0
6	A	1	0	0	0	0
6	C	1	0	0	0	0
6	E	1	0	0	0	0
6	G	1	0	0	0	0
6	I	1	0	0	0	0
6	K	1	0	0	0	0
6	M	1	0	0	0	0
7	B	43	0	30	15	0
7	D	43	0	30	18	0

*Continued on next page...*

*Continued from previous page...*

Mol	Chain	Non-H	H(model)	H(added)	Clashes	Symm-Clashes
7	F	43	0	30	14	0
7	H	43	0	30	14	0
7	J	43	0	30	15	0
7	L	43	0	30	14	0
7	N	43	0	30	16	0
All	All	78605	0	77688	10505	0

The all-atom clashscore is defined as the number of clashes found per 1000 atoms (including hydrogen atoms). The all-atom clashscore for this structure is 67.

All (10505) close contacts within the same asymmetric unit are listed below, sorted by their clash magnitude.

Atom-1	Atom-2	Interatomic distance (Å)	Clash overlap (Å)
1:C:862:TYR:CD1	1:C:885:VAL:HG12	1.35	1.62
1:M:862:TYR:CD1	1:M:885:VAL:HG12	1.35	1.60
1:K:862:TYR:CD1	1:K:885:VAL:HG12	1.35	1.60
1:C:862:TYR:CZ	1:C:881:HIS:HB2	1.06	1.59
1:I:862:TYR:CD1	1:I:885:VAL:HG12	1.35	1.59
1:G:862:TYR:CZ	1:G:881:HIS:HB2	1.06	1.58
1:I:862:TYR:CZ	1:I:881:HIS:HB2	1.06	1.58
1:E:862:TYR:CZ	1:E:881:HIS:HB2	1.06	1.58
1:A:862:TYR:CZ	1:A:881:HIS:HB2	1.06	1.58
1:A:1200:LYS:HE3	1:A:1211:GLN:CB	1.34	1.57
1:K:862:TYR:CZ	1:K:881:HIS:HB2	1.06	1.56
1:A:862:TYR:CD1	1:A:885:VAL:HG12	1.35	1.56
3:Q:28:HIS:CG	4:T:14:LEU:HD11	1.33	1.56
1:M:862:TYR:CZ	1:M:881:HIS:HB2	1.06	1.56
1:G:1200:LYS:HE3	1:G:1211:GLN:CB	1.33	1.56
1:K:1200:LYS:HE3	1:K:1211:GLN:CB	1.34	1.56
1:G:862:TYR:CD1	1:G:885:VAL:HG12	1.35	1.55
1:E:862:TYR:CD1	1:E:885:VAL:HG12	1.35	1.55
1:E:1200:LYS:HE3	1:E:1211:GLN:CB	1.34	1.54
1:M:1200:LYS:HE3	1:M:1211:GLN:CB	1.34	1.53
1:I:1200:LYS:HE3	1:I:1211:GLN:CB	1.33	1.51
1:K:595:LEU:HD11	1:K:1201:TRP:CZ2	1.46	1.51
1:C:1200:LYS:HE3	1:C:1211:GLN:CB	1.34	1.51
1:A:595:LEU:HD11	1:A:1201:TRP:CZ2	1.46	1.51
1:K:862:TYR:CZ	1:K:881:HIS:CB	1.96	1.49
1:M:595:LEU:HD11	1:M:1201:TRP:CZ2	1.46	1.49
1:C:595:LEU:HD11	1:C:1201:TRP:CZ2	1.46	1.48
1:G:595:LEU:HD11	1:G:1201:TRP:CZ2	1.46	1.48

*Continued on next page...*



*Continued from previous page...*

Atom-1	Atom-2	Interatomic distance (Å)	Clash overlap (Å)
1:M:862:TYR:CZ	1:M:881:HIS:CB	1.96	1.48
3:Q:28:HIS:CD2	4:T:14:LEU:HD11	1.46	1.47
1:I:595:LEU:HD11	1:I:1201:TRP:CZ2	1.46	1.47
1:E:595:LEU:HD11	1:E:1201:TRP:CZ2	1.46	1.47
3:R:47:PRO:CB	4:S:45:ARG:HG2	1.45	1.47
1:I:862:TYR:CZ	1:I:881:HIS:CB	1.95	1.47
1:A:862:TYR:CZ	1:A:881:HIS:CB	1.96	1.46
1:G:862:TYR:CZ	1:G:881:HIS:CB	1.96	1.46
1:C:862:TYR:CZ	1:C:881:HIS:CB	1.96	1.45
3:R:48:THR:HG21	4:S:41:GLU:CB	1.46	1.45
1:E:862:TYR:CZ	1:E:881:HIS:CB	1.96	1.44
1:I:1185:PHE:HE1	1:I:1192:LEU:CD1	1.32	1.43
1:K:1185:PHE:HE1	1:K:1192:LEU:CD1	1.31	1.43
1:I:322:LEU:CD1	1:I:364:LEU:HD23	1.50	1.42
1:E:322:LEU:CD1	1:E:364:LEU:HD23	1.50	1.42
1:E:1185:PHE:HE1	1:E:1192:LEU:CD1	1.31	1.42
1:G:544:PHE:CE1	1:G:576:VAL:HG13	1.55	1.41
1:G:1185:PHE:HE1	1:G:1192:LEU:CD1	1.31	1.41
1:E:544:PHE:CE1	1:E:576:VAL:HG13	1.55	1.41
1:M:1185:PHE:HE1	1:M:1192:LEU:CD1	1.32	1.41
2:D:14:CYS:SG	7:D:201:HEM:CAB	2.09	1.40
1:A:1185:PHE:HE1	1:A:1192:LEU:CD1	1.32	1.40
2:L:14:CYS:SG	7:L:201:HEM:CAB	2.09	1.40
2:B:14:CYS:SG	7:B:201:HEM:CAB	2.09	1.40
2:J:14:CYS:SG	7:J:201:HEM:CAB	2.09	1.40
1:M:322:LEU:CD1	1:M:364:LEU:HD23	1.50	1.40
1:I:544:PHE:CE1	1:I:576:VAL:HG13	1.55	1.40
1:G:322:LEU:CD1	1:G:364:LEU:HD23	1.50	1.40
1:C:544:PHE:CE1	1:C:576:VAL:HG13	1.55	1.40
1:C:1185:PHE:HE1	1:C:1192:LEU:CD1	1.32	1.39
2:H:14:CYS:SG	7:H:201:HEM:CAB	2.09	1.39
1:M:544:PHE:CE1	1:M:576:VAL:HG13	1.55	1.39
1:A:322:LEU:CD1	1:A:364:LEU:HD23	1.50	1.39
1:A:158:CYS:SG	1:A:284:SER:HB2	1.63	1.39
1:G:158:CYS:SG	1:G:284:SER:HB2	1.63	1.39
1:M:862:TYR:CE1	1:M:881:HIS:HB2	1.56	1.39
1:K:862:TYR:CE1	1:K:881:HIS:HB2	1.56	1.39
3:O:24:TYR:CE2	4:S:38:HIS:HB3	1.58	1.39
1:A:544:PHE:CE1	1:A:576:VAL:HG13	1.55	1.39
1:I:1200:LYS:CE	1:I:1211:GLN:HB3	1.53	1.39
1:K:544:PHE:CE1	1:K:576:VAL:HG13	1.55	1.39

*Continued on next page...*

*Continued from previous page...*

Atom-1	Atom-2	Interatomic distance (Å)	Clash overlap (Å)
2:N:14:CYS:SG	7:N:201:HEM:CAB	2.09	1.39
1:A:862:TYR:CE1	1:A:881:HIS:HB2	1.56	1.39
1:M:1200:LYS:CE	1:M:1211:GLN:HB3	1.53	1.39
1:K:322:LEU:CD1	1:K:364:LEU:HD23	1.50	1.38
1:E:158:CYS:SG	1:E:284:SER:HB2	1.63	1.38
1:C:1200:LYS:CE	1:C:1211:GLN:HB3	1.53	1.38
2:F:14:CYS:SG	7:F:201:HEM:CAB	2.09	1.38
1:K:158:CYS:SG	1:K:284:SER:HB2	1.63	1.38
1:C:862:TYR:CE1	1:C:881:HIS:HB2	1.56	1.38
1:I:862:TYR:CE1	1:I:881:HIS:HB2	1.56	1.38
1:G:862:TYR:CE1	1:G:881:HIS:HB2	1.56	1.38
3:R:48:THR:CG2	4:S:41:GLU:HB2	1.54	1.38
1:C:158:CYS:SG	1:C:284:SER:HB2	1.63	1.37
1:E:1200:LYS:CE	1:E:1211:GLN:HB3	1.53	1.37
1:E:862:TYR:CE1	1:E:881:HIS:HB2	1.56	1.37
1:I:158:CYS:SG	1:I:284:SER:HB2	1.63	1.37
1:C:322:LEU:CD1	1:C:364:LEU:HD23	1.50	1.37
1:M:158:CYS:SG	1:M:284:SER:HB2	1.63	1.37
1:K:1200:LYS:CE	1:K:1211:GLN:HB3	1.53	1.37
1:G:1200:LYS:CE	1:G:1211:GLN:HB3	1.53	1.36
1:K:1146:ASP:O	1:K:1180:VAL:HG21	1.25	1.36
1:A:1200:LYS:CE	1:A:1211:GLN:HB3	1.53	1.35
1:G:1146:ASP:O	1:G:1180:VAL:HG21	1.23	1.34
1:I:595:LEU:HD22	1:I:1244:LEU:CD1	1.57	1.34
1:I:639:LEU:O	1:I:653:ILE:HG22	1.28	1.34
1:K:595:LEU:HD22	1:K:1244:LEU:CD1	1.57	1.33
1:M:595:LEU:HD22	1:M:1244:LEU:CD1	1.57	1.32
1:A:595:LEU:HD22	1:A:1244:LEU:CD1	1.57	1.32
1:G:595:LEU:HD22	1:G:1244:LEU:CD1	1.57	1.32
1:C:927:ASP:O	1:C:938:LEU:HB2	1.29	1.32
1:C:639:LEU:O	1:C:653:ILE:HG22	1.28	1.32
1:E:595:LEU:HD22	1:E:1244:LEU:CD1	1.57	1.32
3:Q:31:SER:HB3	4:T:11:ARG:O	1.17	1.32
1:C:595:LEU:HD22	1:C:1244:LEU:CD1	1.57	1.31
1:G:639:LEU:O	1:G:653:ILE:HG22	1.28	1.30
1:E:1146:ASP:O	1:E:1180:VAL:HG21	1.23	1.30
3:R:47:PRO:CA	4:S:45:ARG:HG2	1.62	1.30
1:I:1220:LEU:HD23	1:I:1234:THR:OG1	1.18	1.29
1:K:639:LEU:O	1:K:653:ILE:HG22	1.28	1.29
1:G:595:LEU:CD1	1:G:1201:TRP:CZ2	2.16	1.29
1:A:595:LEU:CD1	1:A:1201:TRP:CZ2	2.16	1.29

*Continued on next page...*

*Continued from previous page...*

Atom-1	Atom-2	Interatomic distance (Å)	Clash overlap (Å)
1:A:639:LEU:O	1:A:653:ILE:HG22	1.28	1.29
1:I:1146:ASP:O	1:I:1180:VAL:HG21	1.23	1.29
1:G:209:ASP:OD1	3:O:62:LYS:HE3	1.20	1.29
1:G:322:LEU:HD12	1:G:364:LEU:CD2	1.63	1.28
1:A:483:TRP:O	1:A:487:LEU:HB2	1.31	1.28
1:A:927:ASP:O	1:A:938:LEU:HB2	1.29	1.28
1:E:322:LEU:HD12	1:E:364:LEU:CD2	1.63	1.28
1:K:483:TRP:O	1:K:487:LEU:HB2	1.31	1.28
1:M:322:LEU:HD12	1:M:364:LEU:CD2	1.63	1.28
1:E:927:ASP:O	1:E:938:LEU:HB2	1.29	1.28
1:I:322:LEU:HD12	1:I:364:LEU:CD2	1.63	1.28
1:K:483:TRP:O	1:K:487:LEU:CB	1.82	1.28
1:C:1220:LEU:HD23	1:C:1234:THR:OG1	1.18	1.28
1:C:322:LEU:HD12	1:C:364:LEU:CD2	1.63	1.28
1:A:1220:LEU:HD23	1:A:1234:THR:OG1	1.18	1.28
1:K:927:ASP:O	1:K:938:LEU:HB2	1.29	1.28
1:M:595:LEU:CD1	1:M:1201:TRP:CZ2	2.16	1.28
1:G:483:TRP:O	1:G:487:LEU:CB	1.82	1.27
1:I:595:LEU:CD1	1:I:1201:TRP:CZ2	2.16	1.27
1:I:927:ASP:O	1:I:938:LEU:HB2	1.29	1.27
1:I:483:TRP:O	1:I:487:LEU:CB	1.82	1.27
1:G:483:TRP:O	1:G:487:LEU:HB2	1.31	1.27
1:C:483:TRP:O	1:C:487:LEU:CB	1.82	1.27
1:K:1220:LEU:HD23	1:K:1234:THR:OG1	1.18	1.27
1:E:595:LEU:CD1	1:E:1201:TRP:CZ2	2.16	1.27
1:K:595:LEU:CD1	1:K:1201:TRP:HZ2	1.48	1.27
1:I:595:LEU:CD2	1:I:1244:LEU:HD13	1.64	1.26
1:K:322:LEU:HD12	1:K:364:LEU:CD2	1.63	1.26
1:A:138:GLN:HA	3:W:6:ARG:NE	1.46	1.26
1:G:1220:LEU:HD23	1:G:1234:THR:OG1	1.18	1.26
1:K:595:LEU:CD1	1:K:1201:TRP:CZ2	2.16	1.26
1:M:639:LEU:O	1:M:653:ILE:HG22	1.28	1.26
1:E:483:TRP:O	1:E:487:LEU:CB	1.82	1.26
1:M:595:LEU:CD1	1:M:1201:TRP:HZ2	1.48	1.26
1:M:483:TRP:O	1:M:487:LEU:CB	1.82	1.26
1:A:322:LEU:HD12	1:A:364:LEU:CD2	1.63	1.26
1:C:595:LEU:CD1	1:C:1201:TRP:CZ2	2.16	1.26
1:A:1146:ASP:O	1:A:1180:VAL:HG21	1.15	1.26
1:K:595:LEU:CD2	1:K:1244:LEU:HD13	1.64	1.26
1:G:927:ASP:O	1:G:938:LEU:HB2	1.29	1.26
1:A:595:LEU:CD1	1:A:1201:TRP:HZ2	1.48	1.25

*Continued on next page...*

*Continued from previous page...*

Atom-1	Atom-2	Interatomic distance (Å)	Clash overlap (Å)
1:E:639:LEU:O	1:E:653:ILE:HG22	1.28	1.25
1:A:483:TRP:O	1:A:487:LEU:CB	1.82	1.25
2:J:17:CYS:SG	7:J:201:HEM:CAC	2.25	1.25
1:C:483:TRP:O	1:C:487:LEU:HB2	1.31	1.25
1:C:1146:ASP:O	1:C:1180:VAL:HG21	1.15	1.25
1:G:595:LEU:CD2	1:G:1244:LEU:HD13	1.64	1.25
1:I:595:LEU:CD1	1:I:1201:TRP:HZ2	1.48	1.25
1:A:595:LEU:CD2	1:A:1244:LEU:HD13	1.65	1.25
1:C:595:LEU:CD1	1:C:1201:TRP:HZ2	1.48	1.25
1:C:595:LEU:CD2	1:C:1244:LEU:HD13	1.64	1.25
2:D:17:CYS:SG	7:D:201:HEM:CAC	2.25	1.25
1:M:595:LEU:CD2	1:M:1244:LEU:HD13	1.64	1.25
1:M:927:ASP:O	1:M:938:LEU:HB2	1.29	1.25
1:G:1185:PHE:CD1	1:G:1192:LEU:HG	1.72	1.25
2:H:17:CYS:SG	7:H:201:HEM:CAC	2.25	1.25
1:M:1220:LEU:HD23	1:M:1234:THR:OG1	1.18	1.25
2:B:17:CYS:SG	7:B:201:HEM:CAC	2.25	1.24
1:E:595:LEU:CD1	1:E:1201:TRP:HZ2	1.48	1.24
1:M:1146:ASP:O	1:M:1180:VAL:HG21	1.22	1.24
1:E:1220:LEU:HD23	1:E:1234:THR:OG1	1.18	1.24
2:N:17:CYS:SG	7:N:201:HEM:CAC	2.25	1.24
1:E:595:LEU:CD2	1:E:1244:LEU:HD13	1.64	1.24
1:M:1200:LYS:HB3	1:M:1202:TRP:CH2	1.73	1.24
1:G:595:LEU:CD1	1:G:1201:TRP:HZ2	1.48	1.24
1:A:1185:PHE:CD1	1:A:1192:LEU:HG	1.72	1.24
1:K:1185:PHE:CD1	1:K:1192:LEU:HG	1.72	1.24
1:I:573:THR:O	1:I:577:TYR:HB3	1.38	1.24
1:G:1200:LYS:HB3	1:G:1202:TRP:CH2	1.73	1.24
2:L:17:CYS:SG	7:L:201:HEM:CAC	2.25	1.24
1:M:483:TRP:O	1:M:487:LEU:HB2	1.31	1.24
1:E:1200:LYS:HB3	1:E:1202:TRP:CH2	1.73	1.23
1:E:483:TRP:O	1:E:487:LEU:HB2	1.31	1.23
1:I:1200:LYS:HB3	1:I:1202:TRP:CH2	1.73	1.23
1:C:1167:PRO:HA	1:C:1202:TRP:CD1	1.74	1.23
1:E:1167:PRO:HA	1:E:1202:TRP:CD1	1.74	1.23
1:M:1185:PHE:CD1	1:M:1192:LEU:HG	1.72	1.23
1:M:1200:LYS:CE	1:M:1211:GLN:CB	2.14	1.23
3:R:31:SER:O	4:U:11:ARG:HA	1.37	1.23
1:E:637:LYS:HG2	1:E:659:GLU:CA	1.69	1.23
1:I:1167:PRO:HA	1:I:1202:TRP:CD1	1.74	1.23
4:S:27:ASP:OD2	4:V:13:ARG:HB3	1.10	1.23

*Continued on next page...*

*Continued from previous page...*

Atom-1	Atom-2	Interatomic distance (Å)	Clash overlap (Å)
1:A:637:LYS:CG	1:A:659:GLU:HA	1.69	1.23
2:F:17:CYS:SG	7:F:201:HEM:CAC	2.24	1.23
1:G:285:SER:O	1:G:319:GLY:HA3	1.37	1.23
1:G:1167:PRO:HA	1:G:1202:TRP:CD1	1.74	1.23
1:E:1185:PHE:CD1	1:E:1192:LEU:HG	1.72	1.23
1:G:573:THR:O	1:G:577:TYR:HB3	1.38	1.23
1:I:637:LYS:CG	1:I:659:GLU:HA	1.69	1.23
1:C:1185:PHE:CD1	1:C:1192:LEU:HG	1.72	1.22
1:G:1200:LYS:HB3	1:G:1202:TRP:CZ3	1.74	1.22
3:Q:24:TYR:CD1	4:T:52:ARG:NH2	2.06	1.22
1:G:637:LYS:HG2	1:G:659:GLU:CA	1.69	1.22
2:D:14:CYS:SG	7:D:201:HEM:HAB	1.76	1.22
1:I:1194:SER:HB2	1:I:1202:TRP:CZ3	1.73	1.22
1:M:1167:PRO:HA	1:M:1202:TRP:CD1	1.74	1.22
1:K:1200:LYS:HB3	1:K:1202:TRP:CZ3	1.74	1.22
1:M:1194:SER:HB2	1:M:1202:TRP:CZ3	1.73	1.22
1:C:1194:SER:HB2	1:C:1202:TRP:CZ3	1.73	1.22
1:C:862:TYR:OH	1:C:881:HIS:HB2	1.40	1.22
1:I:1200:LYS:HB3	1:I:1202:TRP:CZ3	1.74	1.22
1:K:637:LYS:HG2	1:K:659:GLU:CA	1.69	1.22
1:A:862:TYR:OH	1:A:881:HIS:HB2	1.40	1.22
1:M:1200:LYS:HB3	1:M:1202:TRP:CZ3	1.74	1.22
1:A:1200:LYS:HB3	1:A:1202:TRP:CH2	1.73	1.22
1:I:1185:PHE:CD1	1:I:1192:LEU:HG	1.72	1.22
1:K:1194:SER:HB2	1:K:1202:TRP:CZ3	1.73	1.22
1:K:573:THR:O	1:K:577:TYR:HB3	1.38	1.22
1:E:637:LYS:CG	1:E:659:GLU:HA	1.69	1.22
1:A:285:SER:O	1:A:319:GLY:HA3	1.37	1.21
1:C:1200:LYS:HB3	1:C:1202:TRP:CH2	1.73	1.21
1:K:1200:LYS:HB3	1:K:1202:TRP:CH2	1.73	1.21
1:A:1185:PHE:CE1	1:A:1192:LEU:CD1	2.24	1.21
1:C:1200:LYS:CE	1:C:1211:GLN:CB	2.14	1.21
1:E:179:PRO:CD	1:E:237:ARG:HH11	1.52	1.21
1:G:1194:SER:HB2	1:G:1202:TRP:CZ3	1.73	1.21
1:E:1200:LYS:HB3	1:E:1202:TRP:CZ3	1.75	1.21
1:M:637:LYS:HG2	1:M:659:GLU:CA	1.69	1.21
1:M:862:TYR:OH	1:M:881:HIS:HB2	1.40	1.21
1:E:1194:SER:HB2	1:E:1202:TRP:CZ3	1.73	1.21
2:F:14:CYS:SG	7:F:201:HEM:HAB	1.76	1.21
1:I:637:LYS:HG2	1:I:659:GLU:CA	1.69	1.21
1:M:637:LYS:CG	1:M:659:GLU:HA	1.69	1.21

*Continued on next page...*

*Continued from previous page...*

Atom-1	Atom-2	Interatomic distance (Å)	Clash overlap (Å)
2:B:14:CYS:SG	7:B:201:HEM:HAB	1.76	1.21
1:C:637:LYS:HG2	1:C:659:GLU:CA	1.69	1.21
1:K:1167:PRO:HA	1:K:1202:TRP:CD1	1.74	1.21
3:R:47:PRO:CB	4:S:45:ARG:CG	2.18	1.21
1:A:1194:SER:HB2	1:A:1202:TRP:CZ3	1.73	1.21
1:A:1167:PRO:HA	1:A:1202:TRP:CD1	1.74	1.21
1:M:285:SER:O	1:M:319:GLY:HA3	1.37	1.21
1:A:1200:LYS:HB3	1:A:1202:TRP:CZ3	1.74	1.21
1:A:637:LYS:HG2	1:A:659:GLU:CA	1.69	1.21
1:G:1185:PHE:CE1	1:G:1192:LEU:CD1	2.24	1.21
1:I:285:SER:O	1:I:319:GLY:HA3	1.37	1.20
1:K:637:LYS:CG	1:K:659:GLU:HA	1.69	1.20
1:C:637:LYS:CG	1:C:659:GLU:HA	1.69	1.20
1:C:1185:PHE:CE1	1:C:1192:LEU:CD1	2.24	1.20
1:C:285:SER:O	1:C:319:GLY:HA3	1.37	1.20
1:M:658:ASP:OD2	1:M:677:VAL:HB	1.42	1.20
1:K:1200:LYS:CE	1:K:1211:GLN:CB	2.14	1.20
1:K:285:SER:O	1:K:319:GLY:HA3	1.37	1.20
1:C:1200:LYS:HB3	1:C:1202:TRP:CZ3	1.74	1.20
1:E:1185:PHE:CE1	1:E:1192:LEU:CD1	2.24	1.20
1:K:1185:PHE:CE1	1:K:1192:LEU:CD1	2.24	1.20
1:K:595:LEU:HD13	1:K:1244:LEU:HD22	1.22	1.20
1:A:1200:LYS:CE	1:A:1211:GLN:CB	2.14	1.20
1:A:595:LEU:HD13	1:A:1244:LEU:HD22	1.21	1.20
1:G:637:LYS:CG	1:G:659:GLU:HA	1.69	1.20
1:C:573:THR:O	1:C:577:TYR:HB3	1.38	1.19
1:G:862:TYR:OH	1:G:881:HIS:HB2	1.40	1.19
1:I:1185:PHE:CE1	1:I:1192:LEU:CD1	2.24	1.19
1:E:862:TYR:OH	1:E:881:HIS:HB2	1.40	1.19
1:I:862:TYR:HD1	1:I:885:VAL:CG1	1.55	1.19
3:O:19:ASP:O	4:S:64:THR:HB	1.41	1.19
1:G:453:LEU:HA	1:G:456:LEU:HD12	1.24	1.19
2:N:14:CYS:SG	7:N:201:HEM:HAB	1.76	1.19
1:C:658:ASP:OD2	1:C:677:VAL:HB	1.42	1.19
1:E:862:TYR:HD1	1:E:885:VAL:CG1	1.55	1.18
1:K:862:TYR:HD1	1:K:885:VAL:CG1	1.55	1.18
1:A:862:TYR:HD1	1:A:885:VAL:CG1	1.55	1.18
3:Q:28:HIS:CD2	4:T:14:LEU:CD1	2.25	1.18
1:A:573:THR:O	1:A:577:TYR:HB3	1.38	1.18
2:J:18:HIS:CE1	2:J:29:GLY:HA3	1.79	1.18
1:M:520:ALA:HB1	1:M:648:GLU:CB	1.74	1.18

*Continued on next page...*

*Continued from previous page...*

Atom-1	Atom-2	Interatomic distance (Å)	Clash overlap (Å)
1:E:285:SER:O	1:E:319:GLY:HA3	1.37	1.18
1:K:658:ASP:OD2	1:K:677:VAL:HB	1.42	1.18
2:H:18:HIS:CE1	2:H:29:GLY:HA3	1.79	1.18
1:I:1200:LYS:CE	1:I:1211:GLN:CB	2.14	1.18
1:K:862:TYR:OH	1:K:881:HIS:HB2	1.40	1.18
1:M:1185:PHE:CE1	1:M:1192:LEU:CD1	2.24	1.18
1:M:862:TYR:HD1	1:M:885:VAL:CG1	1.55	1.18
4:V:36:ARG:HD2	4:V:37:PRO:HD2	1.25	1.18
1:G:862:TYR:CE1	1:G:881:HIS:CB	2.22	1.18
2:J:14:CYS:SG	7:J:201:HEM:HAB	1.76	1.18
1:E:573:THR:O	1:E:577:TYR:HB3	1.38	1.18
1:E:520:ALA:HB1	1:E:648:GLU:CB	1.74	1.18
1:G:520:ALA:HB1	1:G:648:GLU:CB	1.74	1.18
1:G:862:TYR:HD1	1:G:885:VAL:CG1	1.55	1.18
1:E:862:TYR:CE1	1:E:881:HIS:CB	2.22	1.18
1:A:520:ALA:HB1	1:A:648:GLU:CB	1.74	1.17
1:E:234:LYS:HA	3:O:10:LEU:CD1	1.74	1.17
1:K:881:HIS:ND1	1:K:901:SER:HB3	1.60	1.17
2:N:18:HIS:CE1	2:N:29:GLY:HA3	1.79	1.17
1:K:520:ALA:HB1	1:K:648:GLU:CB	1.74	1.17
2:L:14:CYS:SG	7:L:201:HEM:HAB	1.76	1.17
2:B:18:HIS:CE1	2:B:29:GLY:HA3	1.79	1.17
1:I:473:LEU:HD11	1:I:480:CYS:HB2	1.18	1.17
1:I:658:ASP:OD2	1:I:677:VAL:HB	1.41	1.17
1:C:862:TYR:HD1	1:C:885:VAL:CG1	1.55	1.17
1:M:573:THR:O	1:M:577:TYR:HB3	1.38	1.17
3:Q:28:HIS:CG	4:T:14:LEU:CD1	2.27	1.17
1:I:595:LEU:HD13	1:I:1244:LEU:HD22	1.22	1.17
2:D:18:HIS:CE1	2:D:29:GLY:HA3	1.79	1.17
3:R:47:PRO:O	4:S:45:ARG:HD3	1.42	1.17
1:I:483:TRP:O	1:I:487:LEU:HB2	1.31	1.17
1:I:520:ALA:HB1	1:I:648:GLU:CB	1.74	1.17
1:E:179:PRO:CD	1:E:237:ARG:NH1	2.08	1.17
3:R:47:PRO:HB2	4:S:45:ARG:CG	1.75	1.17
1:A:658:ASP:OD2	1:A:677:VAL:HB	1.42	1.16
1:C:881:HIS:ND1	1:C:901:SER:HB3	1.60	1.16
1:E:453:LEU:HA	1:E:456:LEU:HD12	1.24	1.16
1:M:881:HIS:ND1	1:M:901:SER:HB3	1.60	1.16
3:R:47:PRO:HB2	4:S:45:ARG:HG2	1.18	1.16
1:E:1167:PRO:C	1:E:1202:TRP:HE1	1.48	1.16
2:F:18:HIS:CE1	2:F:29:GLY:HA3	1.79	1.16

*Continued on next page...*

*Continued from previous page...*

Atom-1	Atom-2	Interatomic distance (Å)	Clash overlap (Å)
1:M:1218:THR:O	1:M:1236:ASP:HB2	1.46	1.16
1:G:1218:THR:O	1:G:1236:ASP:HB2	1.46	1.16
1:G:1167:PRO:C	1:G:1202:TRP:HE1	1.49	1.16
1:G:473:LEU:HD11	1:G:480:CYS:HB2	1.18	1.16
1:G:658:ASP:OD2	1:G:677:VAL:HB	1.41	1.16
1:C:1185:PHE:HE1	1:C:1192:LEU:HD11	1.10	1.16
1:G:1200:LYS:CE	1:G:1211:GLN:CB	2.14	1.16
1:K:1218:THR:O	1:K:1236:ASP:HB2	1.46	1.16
1:K:230:LEU:HD22	1:K:234:LYS:HG3	1.24	1.16
1:I:862:TYR:OH	1:I:881:HIS:HB2	1.40	1.16
1:A:1167:PRO:CA	1:A:1202:TRP:NE1	2.09	1.16
1:E:1185:PHE:HE1	1:E:1192:LEU:HD11	1.10	1.16
1:E:658:ASP:OD2	1:E:677:VAL:HB	1.42	1.16
1:I:1167:PRO:C	1:I:1202:TRP:HE1	1.48	1.16
2:L:18:HIS:CE1	2:L:29:GLY:HA3	1.79	1.16
1:C:179:PRO:HD2	1:C:237:ARG:HH11	1.08	1.16
1:I:1218:THR:O	1:I:1236:ASP:HB2	1.46	1.16
1:C:1218:THR:O	1:C:1236:ASP:HB2	1.46	1.16
1:E:1185:PHE:CE1	1:E:1192:LEU:HD11	1.81	1.16
1:M:179:PRO:HD2	1:M:237:ARG:HH11	1.08	1.16
1:C:520:ALA:HB1	1:C:648:GLU:CB	1.74	1.15
1:E:1167:PRO:CA	1:E:1202:TRP:NE1	2.09	1.15
1:I:453:LEU:HA	1:I:456:LEU:HD12	1.24	1.15
3:O:79:GLY:HA3	4:S:65:ARG:NH2	1.61	1.15
1:C:1185:PHE:CE1	1:C:1192:LEU:HD11	1.81	1.15
1:K:1167:PRO:C	1:K:1202:TRP:HE1	1.48	1.15
1:M:1200:LYS:HE3	1:M:1211:GLN:HB2	1.25	1.15
1:G:1167:PRO:CA	1:G:1202:TRP:NE1	2.09	1.15
3:R:37:ILE:HG21	4:U:60:ILE:HG23	1.22	1.15
1:E:881:HIS:ND1	1:E:901:SER:HB3	1.59	1.15
1:A:881:HIS:ND1	1:A:901:SER:HB3	1.60	1.15
1:G:881:HIS:ND1	1:G:901:SER:HB3	1.60	1.15
1:M:1167:PRO:CA	1:M:1202:TRP:NE1	2.09	1.15
1:C:1185:PHE:CE1	1:C:1192:LEU:HG	1.81	1.15
1:I:1185:PHE:CE1	1:I:1192:LEU:HG	1.82	1.15
1:K:1185:PHE:CE1	1:K:1192:LEU:HD11	1.81	1.15
1:M:1167:PRO:C	1:M:1202:TRP:HE1	1.48	1.15
1:M:595:LEU:HD13	1:M:1244:LEU:HD22	1.22	1.15
1:I:1185:PHE:CE1	1:I:1192:LEU:HD11	1.81	1.15
1:M:453:LEU:HA	1:M:456:LEU:HD12	1.24	1.15
1:A:1185:PHE:CE1	1:A:1192:LEU:HD11	1.81	1.14

*Continued on next page...*



*Continued from previous page...*

Atom-1	Atom-2	Interatomic distance (Å)	Clash overlap (Å)
1:A:1087:THR:HG23	2:B:39:LYS:HD3	1.26	1.14
1:C:1167:PRO:CA	1:C:1202:TRP:NE1	2.09	1.14
1:C:882:LEU:HD22	1:C:882:LEU:H	0.99	1.14
1:G:1185:PHE:CE1	1:G:1192:LEU:HG	1.82	1.14
1:I:1167:PRO:CA	1:I:1202:TRP:NE1	2.09	1.14
1:I:881:HIS:ND1	1:I:901:SER:HB3	1.59	1.14
1:M:1087:THR:HG23	2:N:39:LYS:HD3	1.26	1.14
1:C:1200:LYS:HE3	1:C:1211:GLN:HB2	1.25	1.14
1:E:473:LEU:HD11	1:E:480:CYS:HB2	1.18	1.14
2:H:14:CYS:SG	7:H:201:HEM:HAB	1.76	1.14
1:K:1167:PRO:CA	1:K:1202:TRP:NE1	2.09	1.14
1:K:882:LEU:HB3	1:K:1237:ASN:HD21	1.10	1.14
1:K:394:LYS:HB3	1:K:434:ARG:HB2	1.18	1.14
1:A:1167:PRO:C	1:A:1202:TRP:HE1	1.48	1.14
1:C:230:LEU:HD22	1:C:234:LYS:HG3	1.24	1.14
1:E:1185:PHE:CE1	1:E:1192:LEU:HG	1.82	1.14
1:G:882:LEU:H	1:G:882:LEU:HD22	0.99	1.14
1:K:1185:PHE:CE1	1:K:1192:LEU:HG	1.82	1.14
1:K:179:PRO:HD2	1:K:237:ARG:HH11	1.08	1.14
1:A:1185:PHE:CE1	1:A:1192:LEU:HG	1.82	1.14
1:A:1218:THR:O	1:A:1236:ASP:HB2	1.46	1.14
1:M:862:TYR:CE1	1:M:881:HIS:CB	2.22	1.14
4:S:27:ASP:OD2	4:V:13:ARG:CB	1.93	1.14
1:C:1167:PRO:C	1:C:1202:TRP:HE1	1.49	1.14
1:E:1218:THR:O	1:E:1236:ASP:HB2	1.46	1.14
1:C:1149:GLY:HA2	1:C:1180:VAL:HG22	1.29	1.14
1:K:473:LEU:HD11	1:K:480:CYS:HB2	1.18	1.14
1:A:1146:ASP:O	1:A:1180:VAL:CG2	1.95	1.13
3:P:19:ASP:CA	4:T:64:THR:HG22	1.78	1.13
1:I:1149:GLY:HA2	1:I:1180:VAL:HG22	1.26	1.13
1:G:209:ASP:OD1	3:O:62:LYS:CE	1.94	1.13
1:C:1146:ASP:O	1:C:1180:VAL:CG2	1.95	1.13
1:E:1176:HIS:HB2	1:E:1218:THR:CG2	1.78	1.13
1:M:394:LYS:HB3	1:M:434:ARG:HB2	1.18	1.13
1:A:1149:GLY:HA2	1:A:1180:VAL:HG22	1.29	1.13
1:A:1176:HIS:HB2	1:A:1218:THR:CG2	1.77	1.13
1:A:122:ARG:NH2	1:A:126:PHE:HZ	1.47	1.13
1:M:1185:PHE:CE1	1:M:1192:LEU:HD11	1.81	1.13
1:C:595:LEU:HD13	1:C:1244:LEU:HD22	1.22	1.13
3:O:48:THR:HG22	3:P:41:GLU:OE1	1.45	1.13
1:A:1200:LYS:HE3	1:A:1211:GLN:HB2	1.25	1.12

*Continued on next page...*

*Continued from previous page...*

Atom-1	Atom-2	Interatomic distance (Å)	Clash overlap (Å)
1:A:173:LEU:CA	3:W:7:ASN:HD21	1.62	1.12
1:G:614:HIS:HE1	1:G:640:GLN:HG2	1.14	1.12
1:K:1087:THR:HG23	2:L:39:LYS:HD3	1.26	1.12
1:G:122:ARG:NH2	1:G:126:PHE:HZ	1.47	1.12
1:I:862:TYR:CE1	1:I:881:HIS:CB	2.22	1.12
1:K:453:LEU:HD11	1:K:454:GLN:HE21	1.14	1.12
1:M:1149:GLY:HA2	1:M:1180:VAL:HG22	1.24	1.12
1:M:1176:HIS:HB2	1:M:1218:THR:CG2	1.78	1.12
1:A:862:TYR:CE1	1:A:881:HIS:CB	2.22	1.12
1:I:1176:HIS:HB2	1:I:1218:THR:CG2	1.79	1.12
1:K:1200:LYS:HE3	1:K:1211:GLN:HB2	1.24	1.12
1:M:1185:PHE:CE1	1:M:1192:LEU:HG	1.82	1.12
1:K:1149:GLY:HA2	1:K:1180:VAL:HG22	1.26	1.12
1:K:1167:PRO:CB	1:K:1202:TRP:NE1	2.12	1.12
1:E:394:LYS:HB3	1:E:434:ARG:HB2	1.18	1.12
1:I:122:ARG:NH2	1:I:126:PHE:HZ	1.47	1.12
1:A:230:LEU:HD22	1:A:234:LYS:HG3	1.24	1.12
1:G:1167:PRO:CA	1:G:1202:TRP:CD1	2.33	1.12
1:I:230:LEU:HD22	1:I:234:LYS:HG3	1.24	1.12
1:M:1167:PRO:CB	1:M:1202:TRP:NE1	2.12	1.12
1:M:122:ARG:NH2	1:M:126:PHE:HZ	1.47	1.12
1:A:1167:PRO:CB	1:A:1202:TRP:NE1	2.12	1.12
1:G:1149:GLY:HA2	1:G:1180:VAL:HG22	1.25	1.12
1:C:862:TYR:CE1	1:C:881:HIS:CB	2.22	1.11
1:E:122:ARG:NH2	1:E:126:PHE:HZ	1.47	1.11
1:I:1167:PRO:CB	1:I:1202:TRP:NE1	2.12	1.11
1:K:1176:HIS:HB2	1:K:1218:THR:CG2	1.79	1.11
1:M:862:TYR:CD1	1:M:885:VAL:CG1	2.31	1.11
1:A:862:TYR:CD1	1:A:885:VAL:CG1	2.31	1.11
1:E:1087:THR:HG23	2:F:39:LYS:HD3	1.26	1.11
1:G:1185:PHE:CE1	1:G:1192:LEU:HD11	1.81	1.11
1:G:1167:PRO:CB	1:G:1202:TRP:NE1	2.12	1.11
1:K:614:HIS:HE1	1:K:640:GLN:HG2	1.14	1.11
1:A:473:LEU:HD11	1:A:480:CYS:HB2	1.18	1.11
1:G:1176:HIS:HB2	1:G:1218:THR:CG2	1.79	1.11
1:C:1176:HIS:HB2	1:C:1218:THR:CG2	1.79	1.11
1:C:122:ARG:NH2	1:C:126:PHE:HZ	1.47	1.11
1:C:882:LEU:HB3	1:C:1237:ASN:HD21	1.10	1.11
1:C:1167:PRO:CB	1:C:1202:TRP:NE1	2.13	1.11
1:C:453:LEU:HA	1:C:456:LEU:HD12	1.24	1.11
1:E:1185:PHE:CE1	1:E:1192:LEU:CG	2.34	1.11

*Continued on next page...*

*Continued from previous page...*

Atom-1	Atom-2	Interatomic distance (Å)	Clash overlap (Å)
1:E:1167:PRO:CB	1:E:1202:TRP:NE1	2.13	1.11
1:I:1167:PRO:CA	1:I:1202:TRP:CD1	2.33	1.11
1:A:1185:PHE:CE1	1:A:1192:LEU:CG	2.34	1.11
1:C:1185:PHE:CE1	1:C:1192:LEU:CG	2.34	1.11
1:K:431:LYS:NZ	1:M:336:ASN:HB3	1.66	1.11
1:G:573:THR:O	1:G:577:TYR:CB	1.99	1.11
1:C:1167:PRO:CA	1:C:1202:TRP:CD1	2.33	1.11
1:E:1200:LYS:HE3	1:E:1211:GLN:HB2	1.25	1.11
1:I:862:TYR:CD1	1:I:885:VAL:CG1	2.31	1.11
1:M:473:LEU:HD11	1:M:480:CYS:HB2	1.18	1.11
3:R:19:ASP:HB3	4:V:64:THR:HA	1.33	1.11
1:G:394:LYS:HB3	1:G:434:ARG:HB2	1.18	1.11
1:I:1185:PHE:CE1	1:I:1192:LEU:CG	2.34	1.11
1:A:1167:PRO:CA	1:A:1202:TRP:CD1	2.33	1.10
1:A:394:LYS:HB3	1:A:434:ARG:HB2	1.18	1.10
1:G:431:LYS:NZ	1:I:336:ASN:HB3	1.66	1.10
1:I:882:LEU:HB3	1:I:1237:ASN:HD21	1.10	1.10
1:A:453:LEU:HA	1:A:456:LEU:HD12	1.24	1.10
1:A:879:ARG:HB3	1:A:921:MET:CE	1.81	1.10
1:G:862:TYR:CD1	1:G:885:VAL:CG1	2.31	1.10
1:K:879:ARG:HB3	1:K:921:MET:CE	1.81	1.10
1:M:1185:PHE:CE1	1:M:1192:LEU:CG	2.34	1.10
1:A:882:LEU:H	1:A:882:LEU:HD22	0.99	1.10
1:A:431:LYS:NZ	1:C:336:ASN:HB3	1.66	1.10
1:C:431:LYS:NZ	1:E:336:ASN:HB3	1.66	1.10
1:E:573:THR:O	1:E:577:TYR:CB	1.99	1.10
1:G:212:PHE:HB3	1:G:226:ARG:HH12	0.94	1.10
1:K:1167:PRO:CA	1:K:1202:TRP:CD1	2.33	1.10
1:E:1200:LYS:CE	1:E:1211:GLN:CB	2.14	1.10
1:E:179:PRO:CG	1:E:237:ARG:HH11	1.64	1.10
1:I:453:LEU:HD11	1:I:454:GLN:HE21	1.14	1.10
1:M:453:LEU:HD11	1:M:454:GLN:HE21	1.14	1.10
1:M:879:ARG:HB3	1:M:921:MET:CE	1.81	1.10
1:A:179:PRO:HD2	1:A:237:ARG:HH11	1.08	1.10
1:E:1167:PRO:CA	1:E:1202:TRP:CD1	2.33	1.10
1:G:1200:LYS:HE3	1:G:1211:GLN:HB2	1.25	1.10
1:G:595:LEU:HD13	1:G:1244:LEU:HD22	1.22	1.10
1:G:1087:THR:HG23	2:H:39:LYS:HD3	1.26	1.10
1:I:394:LYS:HB3	1:I:434:ARG:HB2	1.18	1.10
1:K:1185:PHE:CE1	1:K:1192:LEU:CG	2.34	1.10
1:M:1167:PRO:CA	1:M:1202:TRP:CD1	2.33	1.10

*Continued on next page...*

*Continued from previous page...*

Atom-1	Atom-2	Interatomic distance (Å)	Clash overlap (Å)
1:A:614:HIS:HE1	1:A:640:GLN:HG2	1.14	1.10
1:A:923:LYS:HB2	1:A:940:VAL:HG23	1.10	1.10
1:E:595:LEU:HD13	1:E:1244:LEU:HD22	1.22	1.10
1:E:230:LEU:HD22	1:E:234:LYS:HG3	1.24	1.10
1:E:882:LEU:CD2	1:E:882:LEU:H	1.65	1.10
1:I:1200:LYS:HE3	1:I:1211:GLN:HB2	1.24	1.10
1:I:573:THR:O	1:I:577:TYR:CB	1.99	1.10
1:C:999:ARG:HD3	1:C:1030:TRP:CD1	1.87	1.10
1:E:882:LEU:HB3	1:E:1237:ASN:HD21	1.10	1.10
1:I:381:ASP:O	1:I:384:THR:HG23	1.52	1.10
1:G:879:ARG:HB3	1:G:921:MET:CE	1.81	1.10
1:M:573:THR:O	1:M:577:TYR:CB	1.99	1.10
1:C:473:LEU:HD11	1:C:480:CYS:HB2	1.18	1.10
1:K:999:ARG:HD3	1:K:1030:TRP:CD1	1.87	1.10
3:Q:31:SER:HA	4:T:11:ARG:HA	1.26	1.10
1:A:336:ASN:HB3	1:M:431:LYS:NZ	1.66	1.10
1:E:298:PHE:HE2	1:E:325:SER:HA	1.16	1.10
1:C:639:LEU:HG	1:C:653:ILE:HG21	1.34	1.09
1:E:179:PRO:CG	1:E:237:ARG:NH1	2.15	1.09
1:I:212:PHE:HB3	1:I:226:ARG:HH12	0.94	1.09
1:K:381:ASP:O	1:K:384:THR:HG23	1.52	1.09
1:K:453:LEU:HA	1:K:456:LEU:HD12	1.24	1.09
1:M:614:HIS:HE1	1:M:640:GLN:HG2	1.14	1.09
1:G:1185:PHE:CE1	1:G:1192:LEU:CG	2.34	1.09
1:M:639:LEU:HG	1:M:653:ILE:HG21	1.34	1.09
1:G:230:LEU:HD22	1:G:234:LYS:HG3	1.24	1.09
1:I:882:LEU:H	1:I:882:LEU:HD22	0.98	1.09
1:K:122:ARG:NH2	1:K:126:PHE:HZ	1.47	1.09
3:O:24:TYR:CD2	4:S:38:HIS:HB3	1.87	1.09
1:A:639:LEU:HG	1:A:653:ILE:HG21	1.34	1.09
1:C:573:THR:O	1:C:577:TYR:CB	1.99	1.09
1:C:879:ARG:HB3	1:C:921:MET:CE	1.81	1.09
3:R:37:ILE:HD12	4:U:60:ILE:HG12	1.30	1.09
1:E:879:ARG:HB3	1:E:921:MET:CE	1.81	1.09
1:G:179:PRO:HD2	1:G:237:ARG:HH11	1.08	1.09
1:G:882:LEU:HB3	1:G:1237:ASN:HD21	1.10	1.09
1:I:431:LYS:NZ	1:K:336:ASN:HB3	1.66	1.09
1:A:882:LEU:H	1:A:882:LEU:CD2	1.65	1.09
1:C:1200:LYS:O	1:C:1202:TRP:CE3	2.05	1.09
1:E:862:TYR:CD1	1:E:885:VAL:CG1	2.31	1.09
1:K:573:THR:O	1:K:577:TYR:CB	1.99	1.09

*Continued on next page...*

*Continued from previous page...*

Atom-1	Atom-2	Interatomic distance (Å)	Clash overlap (Å)
1:K:882:LEU:H	1:K:882:LEU:CD2	1.64	1.09
1:M:1167:PRO:HB3	1:M:1202:TRP:NE1	1.68	1.09
1:M:882:LEU:HD22	1:M:882:LEU:H	0.99	1.09
1:M:923:LYS:HB2	1:M:940:VAL:HG23	1.10	1.09
1:A:573:THR:O	1:A:577:TYR:CB	1.99	1.09
1:E:1200:LYS:O	1:E:1202:TRP:CE3	2.05	1.09
1:I:1167:PRO:HB3	1:I:1202:TRP:NE1	1.68	1.09
1:C:1087:THR:CG2	2:D:39:LYS:HD3	1.83	1.09
1:E:431:LYS:NZ	1:G:336:ASN:HB3	1.66	1.09
1:I:882:LEU:H	1:I:882:LEU:CD2	1.64	1.09
1:E:1149:GLY:HA2	1:E:1180:VAL:HG22	1.25	1.09
1:G:923:LYS:HB2	1:G:940:VAL:HG23	1.10	1.09
1:I:1200:LYS:O	1:I:1202:TRP:CE3	2.05	1.09
1:K:1177:GLY:HA2	1:K:1197:GLY:CA	1.83	1.09
1:K:882:LEU:HD22	1:K:882:LEU:H	0.98	1.09
1:M:1200:LYS:O	1:M:1202:TRP:CE3	2.05	1.09
1:A:999:ARG:HD3	1:A:1030:TRP:CD1	1.87	1.09
1:A:1200:LYS:O	1:A:1202:TRP:CE3	2.05	1.09
1:E:1177:GLY:HA2	1:E:1197:GLY:CA	1.83	1.09
1:E:212:PHE:HB3	1:E:226:ARG:HH12	0.94	1.09
1:I:923:LYS:HB2	1:I:940:VAL:HG23	1.10	1.09
1:M:999:ARG:HD3	1:M:1030:TRP:CD1	1.87	1.09
3:O:1:MET:HG3	3:O:6:ARG:HG2	1.12	1.09
1:A:882:LEU:HB3	1:A:1237:ASN:HD21	1.10	1.08
1:G:999:ARG:HD3	1:G:1030:TRP:CD1	1.87	1.08
1:E:882:LEU:H	1:E:882:LEU:HD22	0.99	1.08
1:G:1167:PRO:HB3	1:G:1202:TRP:NE1	1.67	1.08
1:G:381:ASP:O	1:G:384:THR:HG23	1.52	1.08
1:I:1087:THR:CG2	2:J:39:LYS:HD3	1.83	1.08
1:I:879:ARG:HB3	1:I:921:MET:CE	1.81	1.08
1:K:1200:LYS:O	1:K:1202:TRP:CE3	2.05	1.08
1:M:298:PHE:HE2	1:M:325:SER:HA	1.16	1.08
3:P:19:ASP:HA	4:T:64:THR:CG2	1.83	1.08
1:C:614:HIS:HE1	1:C:640:GLN:HG2	1.14	1.08
1:E:234:LYS:HA	3:O:10:LEU:HD13	1.24	1.08
1:M:1146:ASP:O	1:M:1180:VAL:CG2	1.99	1.08
1:C:394:LYS:HB3	1:C:434:ARG:HB2	1.18	1.08
1:G:1177:GLY:HA2	1:G:1197:GLY:CA	1.83	1.08
1:M:639:LEU:O	1:M:653:ILE:CG2	2.01	1.08
1:A:1087:THR:CG2	2:B:39:LYS:HD3	1.83	1.08
1:A:639:LEU:O	1:A:653:ILE:CG2	2.01	1.08

*Continued on next page...*

*Continued from previous page...*

Atom-1	Atom-2	Interatomic distance (Å)	Clash overlap (Å)
1:C:882:LEU:CD2	1:C:882:LEU:H	1.65	1.08
1:E:179:PRO:HG2	1:E:237:ARG:NH1	1.67	1.08
1:E:999:ARG:HD3	1:E:1030:TRP:CD1	1.87	1.08
1:I:179:PRO:HD2	1:I:237:ARG:HH11	1.08	1.08
1:K:1087:THR:CG2	2:L:39:LYS:HD3	1.83	1.08
1:C:923:LYS:HB2	1:C:940:VAL:HG23	1.10	1.08
1:E:298:PHE:CE2	1:E:325:SER:HA	1.89	1.08
1:G:1200:LYS:O	1:G:1202:TRP:CE3	2.05	1.08
1:M:1177:GLY:HA2	1:M:1197:GLY:CA	1.83	1.08
1:C:1087:THR:HG23	2:D:39:LYS:HD3	1.26	1.08
1:E:1167:PRO:HB3	1:E:1202:TRP:CE2	1.89	1.08
1:I:1185:PHE:HE1	1:I:1192:LEU:HD11	1.10	1.08
1:K:1220:LEU:H	1:K:1220:LEU:HD12	1.18	1.08
1:C:298:PHE:HE2	1:C:325:SER:HA	1.16	1.08
1:M:230:LEU:HD22	1:M:234:LYS:HG3	1.24	1.08
1:A:1167:PRO:HB3	1:A:1202:TRP:NE1	1.68	1.08
1:A:1167:PRO:HB3	1:A:1202:TRP:CE2	1.89	1.08
1:G:882:LEU:H	1:G:882:LEU:CD2	1.65	1.08
1:K:923:LYS:HB2	1:K:940:VAL:HG23	1.10	1.08
1:M:1087:THR:CG2	2:N:39:LYS:HD3	1.83	1.08
1:M:171:HIS:CD2	1:M:175:GLU:HB2	1.89	1.08
1:M:381:ASP:O	1:M:384:THR:HG23	1.52	1.08
4:S:52:ARG:HD3	4:T:38:HIS:CE1	1.89	1.08
1:C:1167:PRO:HB3	1:C:1202:TRP:CE2	1.89	1.08
1:I:1177:GLY:HA2	1:I:1197:GLY:CA	1.83	1.08
1:I:179:PRO:CD	1:I:237:ARG:NH1	2.17	1.08
1:A:381:ASP:O	1:A:384:THR:HG23	1.52	1.07
1:E:381:ASP:O	1:E:384:THR:HG23	1.52	1.07
1:I:1220:LEU:H	1:I:1220:LEU:HD12	1.18	1.07
1:I:298:PHE:CE2	1:I:325:SER:HA	1.89	1.07
1:K:171:HIS:CD2	1:K:175:GLU:HB2	1.89	1.07
1:K:639:LEU:HG	1:K:653:ILE:HG21	1.34	1.07
1:C:862:TYR:CE2	1:C:881:HIS:N	2.22	1.07
1:E:1087:THR:CG2	2:F:39:LYS:HD3	1.83	1.07
1:E:453:LEU:HD11	1:E:454:GLN:HE21	1.14	1.07
1:A:179:PRO:CD	1:A:237:ARG:NH1	2.17	1.07
1:A:298:PHE:CE2	1:A:325:SER:HA	1.89	1.07
1:G:179:PRO:CD	1:G:237:ARG:NH1	2.17	1.07
1:G:298:PHE:HE2	1:G:325:SER:HA	1.16	1.07
1:K:1185:PHE:HE1	1:K:1192:LEU:HD11	1.10	1.07
1:C:381:ASP:O	1:C:384:THR:HG23	1.52	1.07

*Continued on next page...*

*Continued from previous page...*

Atom-1	Atom-2	Interatomic distance (Å)	Clash overlap (Å)
1:I:520:ALA:HB1	1:I:648:GLU:HB2	1.09	1.07
1:I:639:LEU:CD2	1:I:653:ILE:HD12	1.84	1.07
1:K:1220:LEU:HD23	1:K:1234:THR:CB	1.84	1.07
1:K:639:LEU:CD2	1:K:653:ILE:HD12	1.84	1.07
1:K:520:ALA:HB1	1:K:648:GLU:HB2	1.08	1.07
1:M:1167:PRO:HB3	1:M:1202:TRP:CE2	1.89	1.07
1:M:179:PRO:CD	1:M:237:ARG:NH1	2.17	1.07
1:M:882:LEU:HB3	1:M:1237:ASN:HD21	1.10	1.07
1:A:171:HIS:CD2	1:A:175:GLU:HB2	1.89	1.07
1:E:923:LYS:HB2	1:E:940:VAL:HG23	1.10	1.07
1:G:298:PHE:CE2	1:G:325:SER:HA	1.89	1.07
1:I:1220:LEU:HD23	1:I:1234:THR:CB	1.84	1.07
1:M:1220:LEU:HD23	1:M:1234:THR:CB	1.85	1.07
4:S:36:ARG:HD2	4:S:37:PRO:CD	1.83	1.07
1:A:1167:PRO:HB3	1:A:1202:TRP:CD1	1.90	1.07
1:C:473:LEU:HD21	1:C:484:TYR:CZ	1.90	1.07
1:E:473:LEU:HD21	1:E:484:TYR:CZ	1.90	1.07
1:E:529:TYR:O	1:E:532:ILE:HG23	1.54	1.07
1:G:473:LEU:HD21	1:G:484:TYR:CZ	1.90	1.07
1:I:1167:PRO:HB3	1:I:1202:TRP:CD1	1.90	1.07
1:A:173:LEU:HA	3:W:7:ASN:HD21	0.93	1.07
1:A:1220:LEU:HD23	1:A:1234:THR:CB	1.85	1.07
1:C:1177:GLY:HA2	1:C:1197:GLY:CA	1.83	1.07
1:G:1167:PRO:HB3	1:G:1202:TRP:CE2	1.89	1.07
1:I:999:ARG:HD3	1:I:1030:TRP:CD1	1.87	1.07
1:I:1087:THR:HG23	2:J:39:LYS:HD3	1.26	1.07
1:K:212:PHE:HB3	1:K:226:ARG:HH12	0.93	1.07
1:K:862:TYR:CD1	1:K:885:VAL:CG1	2.31	1.07
1:A:138:GLN:HB2	3:W:6:ARG:HH11	1.12	1.07
1:G:1087:THR:CG2	2:H:39:LYS:HD3	1.83	1.07
1:K:179:PRO:CD	1:K:237:ARG:NH1	2.17	1.07
1:K:639:LEU:O	1:K:653:ILE:CG2	2.01	1.07
1:M:1185:PHE:HE1	1:M:1192:LEU:HD11	1.10	1.07
1:E:614:HIS:HE1	1:E:640:GLN:HG2	1.14	1.06
1:G:158:CYS:SG	1:G:284:SER:CB	2.43	1.06
1:M:862:TYR:CE2	1:M:881:HIS:N	2.22	1.06
4:S:36:ARG:CD	4:S:37:PRO:HD2	1.85	1.06
1:E:639:LEU:O	1:E:653:ILE:CG2	2.01	1.06
1:G:171:HIS:CD2	1:G:175:GLU:HB2	1.89	1.06
1:G:453:LEU:HD11	1:G:454:GLN:HE21	1.14	1.06
1:G:639:LEU:O	1:G:653:ILE:CG2	2.01	1.06

*Continued on next page...*

*Continued from previous page...*

Atom-1	Atom-2	Interatomic distance (Å)	Clash overlap (Å)
1:I:473:LEU:HD21	1:I:484:TYR:CZ	1.90	1.06
1:K:298:PHE:CE2	1:K:325:SER:HA	1.89	1.06
1:M:639:LEU:CD2	1:M:653:ILE:HD12	1.85	1.06
4:T:13:ARG:CD	4:T:59:ILE:HD11	1.84	1.06
1:A:453:LEU:HD11	1:A:454:GLN:HE21	1.14	1.06
1:C:171:HIS:CD2	1:C:175:GLU:HB2	1.89	1.06
1:C:639:LEU:CD2	1:C:653:ILE:HD12	1.84	1.06
1:E:862:TYR:CE2	1:E:881:HIS:N	2.22	1.06
1:G:1200:LYS:HG3	1:G:1211:GLN:CA	1.85	1.06
1:I:1167:PRO:HB3	1:I:1202:TRP:CE2	1.89	1.06
1:A:639:LEU:CD2	1:A:653:ILE:HD12	1.85	1.06
1:C:639:LEU:O	1:C:653:ILE:CG2	2.01	1.06
1:I:529:TYR:O	1:I:532:ILE:HG23	1.54	1.06
1:A:473:LEU:HD21	1:A:484:TYR:CZ	1.90	1.06
1:E:1167:PRO:HB3	1:E:1202:TRP:NE1	1.68	1.06
1:G:862:TYR:CE2	1:G:881:HIS:N	2.22	1.06
1:I:639:LEU:O	1:I:653:ILE:CG2	2.01	1.06
1:M:529:TYR:O	1:M:532:ILE:HG23	1.54	1.06
1:E:1200:LYS:HG3	1:E:1211:GLN:CA	1.86	1.06
1:E:1220:LEU:HD12	1:E:1220:LEU:H	1.17	1.06
1:E:179:PRO:HD2	1:E:237:ARG:HG2	1.11	1.06
1:E:158:CYS:SG	1:E:284:SER:CB	2.44	1.06
1:A:179:PRO:HB3	3:P:2:ASP:CG	1.75	1.06
1:A:862:TYR:CE2	1:A:881:HIS:N	2.22	1.06
1:C:158:CYS:SG	1:C:284:SER:CB	2.43	1.06
1:E:1220:LEU:HD23	1:E:1234:THR:CB	1.84	1.06
1:I:171:HIS:CD2	1:I:175:GLU:HB2	1.89	1.06
1:I:614:HIS:HE1	1:I:640:GLN:HG2	1.14	1.06
1:K:158:CYS:SG	1:K:284:SER:CB	2.43	1.06
1:K:862:TYR:CE2	1:K:881:HIS:N	2.22	1.06
1:M:212:PHE:HB3	1:M:226:ARG:HH12	0.94	1.06
1:M:298:PHE:CE2	1:M:325:SER:HA	1.89	1.06
1:C:298:PHE:CE2	1:C:325:SER:HA	1.89	1.06
1:C:453:LEU:HD11	1:C:454:GLN:HE21	1.14	1.06
1:E:171:HIS:CD2	1:E:175:GLU:HB2	1.89	1.06
1:M:1200:LYS:HG3	1:M:1211:GLN:CA	1.86	1.06
1:A:529:TYR:O	1:A:532:ILE:HG23	1.54	1.06
1:C:529:TYR:O	1:C:532:ILE:HG23	1.54	1.06
1:E:1167:PRO:HB3	1:E:1202:TRP:CD1	1.90	1.06
1:E:639:LEU:HG	1:E:653:ILE:HG21	1.34	1.06
1:G:639:LEU:CD2	1:G:653:ILE:HD12	1.84	1.06

*Continued on next page...*



*Continued from previous page...*

Atom-1	Atom-2	Interatomic distance (Å)	Clash overlap (Å)
1:M:1220:LEU:H	1:M:1220:LEU:HD12	1.18	1.06
1:C:212:PHE:HB3	1:C:226:ARG:HH12	0.94	1.06
1:I:862:TYR:CE2	1:I:881:HIS:N	2.22	1.06
1:K:862:TYR:CE1	1:K:881:HIS:CB	2.22	1.06
1:M:1167:PRO:HB3	1:M:1202:TRP:CD1	1.90	1.06
1:C:1167:PRO:HB3	1:C:1202:TRP:NE1	1.68	1.05
1:G:1167:PRO:HB3	1:G:1202:TRP:CD1	1.90	1.05
1:M:158:CYS:SG	1:M:284:SER:CB	2.43	1.05
1:K:529:TYR:O	1:K:532:ILE:HG23	1.54	1.05
3:Q:19:ASP:HA	4:U:64:THR:HG22	1.07	1.05
1:C:1220:LEU:HD23	1:C:1234:THR:CB	1.84	1.05
1:C:179:PRO:CD	1:C:237:ARG:NH1	2.17	1.05
1:C:862:TYR:CD1	1:C:885:VAL:CG1	2.31	1.05
1:K:1167:PRO:HB3	1:K:1202:TRP:CE2	1.89	1.05
1:M:473:LEU:HD21	1:M:484:TYR:CZ	1.90	1.05
1:M:882:LEU:CD2	1:M:882:LEU:H	1.65	1.05
1:E:597:TRP:CH2	1:E:603:ILE:HD11	1.92	1.05
1:E:639:LEU:CD2	1:E:653:ILE:HD12	1.84	1.05
1:G:520:ALA:HB1	1:G:648:GLU:HB2	1.09	1.05
1:A:212:PHE:HB3	1:A:226:ARG:HH12	0.94	1.05
1:A:212:PHE:HB3	1:A:226:ARG:NH1	1.72	1.05
1:K:1200:LYS:HG3	1:K:1211:GLN:CA	1.86	1.05
1:A:520:ALA:HB1	1:A:648:GLU:HB2	1.08	1.05
1:K:1167:PRO:HB3	1:K:1202:TRP:CD1	1.90	1.05
1:A:138:GLN:HA	3:W:6:ARG:CD	1.86	1.05
1:A:158:CYS:SG	1:A:284:SER:CB	2.43	1.05
1:G:529:TYR:O	1:G:532:ILE:HG23	1.54	1.05
1:K:473:LEU:HD21	1:K:484:TYR:CZ	1.90	1.05
1:A:298:PHE:HE2	1:A:325:SER:HA	1.16	1.05
1:C:1167:PRO:HB3	1:C:1202:TRP:CD1	1.90	1.05
1:C:1200:LYS:HG3	1:C:1211:GLN:CA	1.85	1.05
1:C:520:ALA:HB1	1:C:648:GLU:HB2	1.08	1.05
1:G:1220:LEU:HD23	1:G:1234:THR:CB	1.85	1.05
1:G:597:TRP:CH2	1:G:603:ILE:HD11	1.92	1.05
1:I:1200:LYS:HG3	1:I:1211:GLN:CA	1.86	1.05
1:C:923:LYS:CB	1:C:940:VAL:HG23	1.87	1.04
1:I:158:CYS:SG	1:I:284:SER:CB	2.44	1.04
1:I:639:LEU:HG	1:I:653:ILE:HG21	1.34	1.04
3:Q:28:HIS:HA	4:T:14:LEU:HG	1.37	1.04
1:A:948:LEU:HD12	1:A:957:ASP:OD2	1.57	1.04
3:Q:34:PHE:CZ	3:Q:66:ASP:HB3	1.91	1.04

*Continued on next page...*

*Continued from previous page...*

Atom-1	Atom-2	Interatomic distance (Å)	Clash overlap (Å)
1:C:597:TRP:CH2	1:C:603:ILE:HD11	1.92	1.04
1:A:1200:LYS:HG3	1:A:1211:GLN:CA	1.86	1.04
1:I:948:LEU:HD12	1:I:957:ASP:OD2	1.57	1.04
1:K:597:TRP:CH2	1:K:603:ILE:HD11	1.92	1.04
1:A:923:LYS:CB	1:A:940:VAL:HG23	1.87	1.04
1:E:923:LYS:CB	1:E:940:VAL:HG23	1.87	1.04
1:A:1200:LYS:HE3	1:A:1211:GLN:HB3	1.11	1.04
1:M:520:ALA:HB1	1:M:648:GLU:HB2	1.08	1.04
1:I:212:PHE:HB3	1:I:226:ARG:NH1	1.72	1.04
1:E:212:PHE:HB3	1:E:226:ARG:NH1	1.72	1.04
1:I:298:PHE:HE2	1:I:325:SER:HA	1.16	1.04
3:Q:79:GLY:HA2	4:U:36:ARG:HH21	1.13	1.04
1:A:155:MET:HE3	1:A:441:GLN:NE2	1.72	1.04
1:M:597:TRP:CH2	1:M:603:ILE:HD11	1.92	1.04
1:E:948:LEU:HD12	1:E:957:ASP:OD2	1.57	1.04
1:K:179:PRO:CD	1:K:237:ARG:HH11	1.71	1.04
1:M:212:PHE:HB3	1:M:226:ARG:NH1	1.72	1.04
1:G:1220:LEU:HD12	1:G:1220:LEU:H	1.18	1.03
1:G:639:LEU:HG	1:G:653:ILE:HG21	1.34	1.03
1:G:948:LEU:HD12	1:G:957:ASP:OD2	1.57	1.03
1:I:597:TRP:CH2	1:I:603:ILE:HD11	1.92	1.03
1:A:1185:PHE:HE1	1:A:1192:LEU:HD11	1.10	1.03
1:A:179:PRO:CD	1:A:237:ARG:HH11	1.71	1.03
1:G:1185:PHE:HE1	1:G:1192:LEU:HD11	1.10	1.03
1:G:212:PHE:HB3	1:G:226:ARG:NH1	1.72	1.03
1:K:584:ALA:O	1:K:588:VAL:CG2	2.07	1.03
1:A:597:TRP:CH2	1:A:603:ILE:HD11	1.92	1.03
1:I:155:MET:HE3	1:I:441:GLN:NE2	1.73	1.03
1:K:212:PHE:HB3	1:K:226:ARG:NH1	1.72	1.03
1:M:122:ARG:NH2	1:M:126:PHE:CZ	2.27	1.03
1:E:1200:LYS:HE3	1:E:1211:GLN:HB3	1.11	1.03
1:I:656:HIS:CE1	1:I:676:SER:HB3	1.94	1.03
1:G:419:VAL:HG11	1:G:426:CYS:SG	1.99	1.03
1:M:419:VAL:HG11	1:M:426:CYS:SG	1.99	1.03
3:O:79:GLY:CA	4:S:65:ARG:HH22	1.70	1.03
1:C:948:LEU:HD12	1:C:957:ASP:OD2	1.57	1.03
1:E:544:PHE:CD1	1:E:576:VAL:HG13	1.94	1.03
1:G:923:LYS:CB	1:G:940:VAL:HG23	1.87	1.03
1:M:656:HIS:CE1	1:M:676:SER:HB3	1.94	1.03
4:V:36:ARG:HH11	4:V:37:PRO:HD2	1.21	1.03
1:C:212:PHE:HB3	1:C:226:ARG:NH1	1.72	1.03

*Continued on next page...*

*Continued from previous page...*

Atom-1	Atom-2	Interatomic distance (Å)	Clash overlap (Å)
1:C:419:VAL:HG11	1:C:426:CYS:SG	1.99	1.03
1:I:881:HIS:CE1	1:I:901:SER:HB3	1.93	1.03
1:E:520:ALA:HB1	1:E:648:GLU:HB2	1.09	1.03
1:G:122:ARG:NH2	1:G:126:PHE:CZ	2.27	1.03
1:K:122:ARG:NH2	1:K:126:PHE:CZ	2.27	1.03
1:M:584:ALA:O	1:M:588:VAL:CG2	2.07	1.03
1:M:948:LEU:HD12	1:M:957:ASP:OD2	1.57	1.03
1:C:881:HIS:CE1	1:C:901:SER:HB3	1.93	1.03
1:C:931:GLN:O	1:C:932:GLU:HB2	1.58	1.03
1:E:881:HIS:CE1	1:E:901:SER:HB3	1.93	1.03
1:I:419:VAL:HG11	1:I:426:CYS:SG	1.99	1.03
1:K:1167:PRO:HB3	1:K:1202:TRP:NE1	1.67	1.03
1:K:656:HIS:CE1	1:K:676:SER:HB3	1.94	1.03
1:K:923:LYS:CB	1:K:940:VAL:HG23	1.87	1.03
1:M:155:MET:HE3	1:M:441:GLN:NE2	1.73	1.03
1:M:315:LYS:O	1:M:318:LYS:HE3	1.59	1.03
1:A:1176:HIS:CB	1:A:1218:THR:OG1	2.07	1.02
1:A:1220:LEU:HD12	1:A:1220:LEU:H	1.18	1.02
1:A:419:VAL:HG11	1:A:426:CYS:SG	1.99	1.02
1:A:584:ALA:O	1:A:588:VAL:CG2	2.07	1.02
1:C:1220:LEU:H	1:C:1220:LEU:HD12	1.18	1.02
1:C:544:PHE:CD1	1:C:576:VAL:HG13	1.94	1.02
1:G:584:ALA:O	1:G:588:VAL:CG2	2.07	1.02
1:I:1177:GLY:HA2	1:I:1197:GLY:HA3	1.41	1.02
1:I:584:ALA:O	1:I:588:VAL:CG2	2.07	1.02
3:R:28:HIS:CD2	4:U:14:LEU:HD11	1.94	1.02
1:A:138:GLN:HB2	3:W:6:ARG:NH1	1.72	1.02
1:A:173:LEU:HA	3:W:7:ASN:ND2	1.73	1.02
1:I:923:LYS:CB	1:I:940:VAL:HG23	1.87	1.02
1:M:544:PHE:CD1	1:M:576:VAL:HG13	1.93	1.02
1:M:923:LYS:CB	1:M:940:VAL:HG23	1.87	1.02
1:E:155:MET:HE3	1:E:441:GLN:NE2	1.71	1.02
1:G:544:PHE:CD1	1:G:576:VAL:HG13	1.94	1.02
1:K:948:LEU:HD12	1:K:957:ASP:OD2	1.57	1.02
1:A:656:HIS:CE1	1:A:676:SER:HB3	1.94	1.02
1:A:862:TYR:HB2	1:A:884:TRP:HA	1.42	1.02
1:A:881:HIS:CE1	1:A:901:SER:HB3	1.93	1.02
1:E:1146:ASP:O	1:E:1180:VAL:CG2	2.06	1.02
1:G:1146:ASP:O	1:G:1180:VAL:CG2	2.06	1.02
1:M:862:TYR:HB2	1:M:884:TRP:HA	1.42	1.02
3:R:79:GLY:HA3	4:V:65:ARG:HH22	1.25	1.02

*Continued on next page...*

*Continued from previous page...*

Atom-1	Atom-2	Interatomic distance (Å)	Clash overlap (Å)
1:K:1177:GLY:HA2	1:K:1197:GLY:HA3	1.41	1.02
1:C:137:GLN:HG2	1:C:173:LEU:HD22	1.42	1.02
1:A:1177:GLY:HA2	1:A:1197:GLY:CA	1.90	1.02
1:A:544:PHE:CD1	1:A:576:VAL:HG13	1.94	1.02
1:I:137:GLN:HG2	1:I:173:LEU:HD22	1.41	1.02
1:K:171:HIS:HD2	1:K:175:GLU:HB2	1.25	1.02
3:Q:31:SER:CB	4:T:11:ARG:O	2.08	1.02
3:R:19:ASP:O	4:V:64:THR:CB	2.08	1.02
1:I:122:ARG:NH2	1:I:126:PHE:CZ	2.27	1.02
1:I:179:PRO:CD	1:I:237:ARG:HH11	1.71	1.02
1:K:544:PHE:CD1	1:K:576:VAL:HG13	1.94	1.02
1:C:584:ALA:O	1:C:588:VAL:CG2	2.07	1.02
1:E:584:ALA:O	1:E:588:VAL:HG23	1.60	1.02
1:E:656:HIS:CE1	1:E:676:SER:HB3	1.94	1.02
1:E:931:GLN:O	1:E:932:GLU:HB2	1.58	1.02
1:M:881:HIS:CE1	1:M:901:SER:HB3	1.94	1.02
3:R:31:SER:HA	4:U:10:ARG:O	1.59	1.02
1:A:122:ARG:NH2	1:A:126:PHE:CZ	2.27	1.01
1:C:656:HIS:CE1	1:C:676:SER:HB3	1.94	1.01
1:G:229:ILE:HG22	1:G:233:ARG:HD3	1.42	1.01
1:K:315:LYS:O	1:K:318:LYS:HE3	1.59	1.01
1:M:171:HIS:HD2	1:M:175:GLU:HB2	1.25	1.01
2:N:17:CYS:HG	7:N:201:HEM:CBC	1.73	1.01
1:C:315:LYS:O	1:C:318:LYS:HE3	1.59	1.01
1:G:1177:GLY:HA2	1:G:1197:GLY:HA3	1.41	1.01
1:I:544:PHE:CD1	1:I:576:VAL:HG13	1.94	1.01
1:I:931:GLN:O	1:I:932:GLU:HB2	1.58	1.01
1:K:419:VAL:HG11	1:K:426:CYS:SG	1.99	1.01
1:M:1177:GLY:HA2	1:M:1197:GLY:HA3	1.41	1.01
4:T:6:ARG:O	4:T:10:ARG:HG3	1.60	1.01
1:A:584:ALA:O	1:A:588:VAL:HG23	1.60	1.01
1:E:584:ALA:O	1:E:588:VAL:CG2	2.07	1.01
1:M:584:ALA:O	1:M:588:VAL:HG23	1.60	1.01
3:Q:24:TYR:CE2	4:U:38:HIS:HB3	1.94	1.01
1:E:419:VAL:HG11	1:E:426:CYS:SG	1.99	1.01
1:G:656:HIS:CE1	1:G:676:SER:HB3	1.94	1.01
1:M:179:PRO:CD	1:M:237:ARG:HH11	1.71	1.01
1:A:315:LYS:O	1:A:318:LYS:HE3	1.59	1.01
1:I:882:LEU:HB3	1:I:1237:ASN:ND2	1.76	1.01
2:J:17:CYS:SG	7:J:201:HEM:CBC	2.49	1.01
1:K:137:GLN:HG2	1:K:173:LEU:HD22	1.42	1.01

*Continued on next page...*

*Continued from previous page...*

Atom-1	Atom-2	Interatomic distance (Å)	Clash overlap (Å)
3:R:47:PRO:HB2	4:S:45:ARG:CB	1.90	1.01
1:C:122:ARG:NH2	1:C:126:PHE:CZ	2.27	1.01
1:C:558:GLN:HB3	1:C:559:PRO:HD3	1.43	1.01
1:K:881:HIS:CE1	1:K:901:SER:HB3	1.94	1.01
1:A:137:GLN:HG2	1:A:173:LEU:HD22	1.42	1.01
1:E:879:ARG:HB3	1:E:921:MET:HE1	1.39	1.01
1:C:862:TYR:HB2	1:C:884:TRP:HA	1.42	1.01
1:E:122:ARG:NH2	1:E:126:PHE:CZ	2.27	1.01
1:K:862:TYR:HB2	1:K:884:TRP:HA	1.42	1.01
2:N:17:CYS:SG	7:N:201:HEM:CBC	2.49	1.01
1:A:138:GLN:HA	3:W:6:ARG:CZ	1.90	1.01
1:C:155:MET:HE3	1:C:441:GLN:NE2	1.75	1.01
1:E:1176:HIS:CB	1:E:1218:THR:OG1	2.09	1.01
1:E:558:GLN:HB3	1:E:559:PRO:HD3	1.43	1.01
1:I:315:LYS:O	1:I:318:LYS:HE3	1.59	1.01
1:K:882:LEU:HB3	1:K:1237:ASN:ND2	1.76	1.01
1:K:931:GLN:O	1:K:932:GLU:HB2	1.58	1.01
1:A:931:GLN:O	1:A:932:GLU:HB2	1.58	1.01
1:K:298:PHE:HE2	1:K:325:SER:HA	1.16	1.01
1:K:155:MET:HE3	1:K:441:GLN:NE2	1.76	1.01
1:M:882:LEU:HB3	1:M:1237:ASN:ND2	1.76	1.01
4:S:36:ARG:HD2	4:S:37:PRO:HD2	1.07	1.01
4:S:52:ARG:HD3	4:T:38:HIS:NE2	1.75	1.01
3:P:19:ASP:HA	4:T:64:THR:HG22	1.04	1.01
1:C:225:ASP:O	1:C:229:ILE:HG13	1.61	1.00
1:E:315:LYS:O	1:E:318:LYS:HE3	1.59	1.00
1:G:179:PRO:CD	1:G:237:ARG:HH11	1.71	1.00
1:I:1146:ASP:O	1:I:1180:VAL:CG2	2.08	1.00
1:K:364:LEU:HD11	1:K:368:MET:HE1	1.41	1.00
4:T:52:ARG:CD	4:U:38:HIS:CE1	2.44	1.00
1:A:1177:GLY:HA2	1:A:1197:GLY:HA3	1.43	1.00
1:I:225:ASP:O	1:I:229:ILE:HG13	1.61	1.00
1:C:1185:PHE:HE1	1:C:1192:LEU:CG	1.73	1.00
1:E:597:TRP:HH2	1:E:603:ILE:HD11	1.22	1.00
1:I:473:LEU:HD11	1:I:480:CYS:CB	1.92	1.00
1:C:584:ALA:O	1:C:588:VAL:HG23	1.60	1.00
1:E:225:ASP:O	1:E:229:ILE:HG13	1.61	1.00
2:F:17:CYS:SG	7:F:201:HEM:CBC	2.49	1.00
1:G:155:MET:HE3	1:G:441:GLN:NE2	1.75	1.00
1:G:881:HIS:CE1	1:G:901:SER:HB3	1.94	1.00
3:R:19:ASP:O	4:V:64:THR:CG2	2.09	1.00

*Continued on next page...*

*Continued from previous page...*

Atom-1	Atom-2	Interatomic distance (Å)	Clash overlap (Å)
2:B:17:CYS:SG	7:B:201:HEM:CBC	2.49	1.00
1:G:882:LEU:HB3	1:G:1237:ASN:ND2	1.75	1.00
1:K:1220:LEU:CD2	1:K:1234:THR:OG1	2.10	1.00
1:A:294:ILE:HG21	1:A:324:VAL:HG11	1.44	1.00
2:D:17:CYS:SG	7:D:201:HEM:CBC	2.49	1.00
1:E:882:LEU:HB3	1:E:1237:ASN:ND2	1.76	1.00
1:G:1167:PRO:CB	1:G:1202:TRP:CD1	2.45	1.00
3:Q:19:ASP:CA	4:U:64:THR:HG22	1.91	1.00
1:A:1167:PRO:CB	1:A:1202:TRP:CD1	2.45	1.00
1:C:1167:PRO:CB	1:C:1202:TRP:CD1	2.45	1.00
1:C:294:ILE:HG21	1:C:324:VAL:HG11	1.43	1.00
1:G:584:ALA:O	1:G:588:VAL:HG23	1.60	1.00
1:G:862:TYR:HB2	1:G:884:TRP:HA	1.42	1.00
1:G:931:GLN:O	1:G:932:GLU:HB2	1.58	1.00
1:M:1176:HIS:CB	1:M:1218:THR:OG1	2.10	1.00
1:M:229:ILE:HG22	1:M:233:ARG:HD3	1.42	1.00
1:E:137:GLN:HG2	1:E:173:LEU:HD22	1.42	1.00
1:K:473:LEU:HD11	1:K:480:CYS:CB	1.91	1.00
2:L:17:CYS:SG	7:L:201:HEM:CBC	2.49	1.00
7:L:201:HEM:HMC1	7:L:201:HEM:HBC2	1.44	1.00
1:M:1220:LEU:CD2	1:M:1234:THR:OG1	2.10	1.00
1:G:225:ASP:O	1:G:229:ILE:HG13	1.61	1.00
1:G:473:LEU:HD11	1:G:480:CYS:CB	1.92	1.00
1:K:1146:ASP:O	1:K:1180:VAL:CG2	2.08	1.00
1:C:229:ILE:HG22	1:C:233:ARG:HD3	1.42	1.00
1:C:179:PRO:CD	1:C:237:ARG:HH11	1.71	1.00
1:G:315:LYS:O	1:G:318:LYS:HE3	1.59	1.00
1:C:882:LEU:HB3	1:C:1237:ASN:ND2	1.76	0.99
1:E:1167:PRO:CB	1:E:1202:TRP:CD1	2.45	0.99
3:P:24:TYR:HD1	3:P:24:TYR:N	1.60	0.99
1:C:540:VAL:HG13	1:C:575:GLU:CB	1.92	0.99
1:K:1185:PHE:HE1	1:K:1192:LEU:CG	1.73	0.99
1:K:540:VAL:HG13	1:K:575:GLU:CB	1.92	0.99
1:E:229:ILE:HG22	1:E:233:ARG:HD3	1.42	0.99
1:E:540:VAL:HG13	1:E:575:GLU:CB	1.92	0.99
1:I:1167:PRO:CB	1:I:1202:TRP:CD1	2.45	0.99
1:I:584:ALA:O	1:I:588:VAL:HG23	1.60	0.99
1:K:1167:PRO:CB	1:K:1202:TRP:CD1	2.45	0.99
1:M:294:ILE:HG21	1:M:324:VAL:HG11	1.44	0.99
1:C:1220:LEU:CD2	1:C:1234:THR:OG1	2.10	0.99
2:H:17:CYS:SG	7:H:201:HEM:CBC	2.49	0.99

*Continued on next page...*

*Continued from previous page...*

Atom-1	Atom-2	Interatomic distance (Å)	Clash overlap (Å)
1:M:1185:PHE:HE1	1:M:1192:LEU:CG	1.73	0.99
1:C:1177:GLY:HA2	1:C:1197:GLY:HA3	1.41	0.99
1:E:1220:LEU:CD2	1:E:1234:THR:OG1	2.10	0.99
1:G:137:GLN:HG2	1:G:173:LEU:HD22	1.42	0.99
1:I:364:LEU:HD11	1:I:368:MET:HE1	1.44	0.99
1:A:473:LEU:HD11	1:A:480:CYS:CB	1.92	0.99
1:E:179:PRO:HD2	1:E:237:ARG:HH11	1.24	0.99
1:M:931:GLN:O	1:M:932:GLU:HB2	1.58	0.99
1:C:1176:HIS:CB	1:C:1218:THR:OG1	2.11	0.99
1:M:239:LEU:HD12	1:M:240:LEU:N	1.78	0.99
7:N:201:HEM:HBC2	7:N:201:HEM:HMC1	1.44	0.99
1:I:1220:LEU:CD2	1:I:1234:THR:OG1	2.10	0.99
1:A:225:ASP:O	1:A:229:ILE:HG13	1.61	0.99
1:A:882:LEU:HB3	1:A:1237:ASN:ND2	1.75	0.99
1:A:431:LYS:HZ3	1:C:336:ASN:HB3	1.28	0.99
1:I:558:GLN:HB3	1:I:559:PRO:HD3	1.43	0.99
7:J:201:HEM:HMC1	7:J:201:HEM:HBC2	1.44	0.99
1:K:584:ALA:O	1:K:588:VAL:HG23	1.60	0.99
1:M:540:VAL:HG13	1:M:575:GLU:CB	1.92	0.99
1:A:1220:LEU:CD2	1:A:1234:THR:OG1	2.10	0.99
1:C:473:LEU:HD11	1:C:480:CYS:CB	1.92	0.99
1:G:1220:LEU:CD2	1:G:1234:THR:OG1	2.10	0.99
1:G:171:HIS:HD2	1:G:175:GLU:HB2	1.25	0.99
1:G:540:VAL:HG13	1:G:575:GLU:CB	1.92	0.99
1:K:225:ASP:O	1:K:229:ILE:HG13	1.61	0.99
1:M:1167:PRO:CB	1:M:1202:TRP:CD1	2.45	0.99
3:R:80:TYR:HE1	4:V:64:THR:OG1	1.44	0.99
7:B:201:HEM:HMC1	7:B:201:HEM:HBC2	1.44	0.98
1:C:364:LEU:HD11	1:C:368:MET:HE1	1.45	0.98
1:I:1176:HIS:CB	1:I:1218:THR:OG1	2.11	0.98
1:K:1176:HIS:CB	1:K:1218:THR:OG1	2.11	0.98
1:K:239:LEU:HD12	1:K:240:LEU:N	1.78	0.98
1:M:473:LEU:HD11	1:M:480:CYS:CB	1.92	0.98
1:A:229:ILE:HG22	1:A:233:ARG:HD3	1.43	0.98
1:E:1177:GLY:HA2	1:E:1197:GLY:HA3	1.41	0.98
1:E:473:LEU:HD11	1:E:480:CYS:CB	1.92	0.98
1:G:239:LEU:HD12	1:G:240:LEU:N	1.78	0.98
1:I:1200:LYS:O	1:I:1202:TRP:CZ3	2.16	0.98
1:A:1200:LYS:O	1:A:1202:TRP:CZ3	2.16	0.98
1:A:520:ALA:CB	1:A:648:GLU:HB2	1.93	0.98
1:C:1233:VAL:HG11	1:C:1243:ILE:HG12	1.46	0.98

*Continued on next page...*

*Continued from previous page...*

Atom-1	Atom-2	Interatomic distance (Å)	Clash overlap (Å)
1:C:520:ALA:CB	1:C:648:GLU:HB2	1.93	0.98
1:E:614:HIS:CE1	1:E:640:GLN:CG	2.47	0.98
1:E:882:LEU:N	1:E:882:LEU:HD22	1.78	0.98
1:I:862:TYR:HB2	1:I:884:TRP:HA	1.42	0.98
1:K:558:GLN:HB3	1:K:559:PRO:HD3	1.43	0.98
3:R:19:ASP:O	4:V:64:THR:HB	1.60	0.98
1:I:239:LEU:HD12	1:I:240:LEU:N	1.78	0.98
1:K:520:ALA:CB	1:K:648:GLU:HB2	1.93	0.98
1:A:540:VAL:HG13	1:A:575:GLU:CB	1.92	0.98
1:I:294:ILE:HG21	1:I:324:VAL:HG11	1.44	0.98
1:I:520:ALA:CB	1:I:648:GLU:HB2	1.94	0.98
1:K:597:TRP:HH2	1:K:603:ILE:HD11	1.22	0.98
3:Q:19:ASP:HA	4:U:64:THR:CG2	1.91	0.98
1:A:171:HIS:HD2	1:A:175:GLU:HB2	1.25	0.98
1:A:239:LEU:HD12	1:A:240:LEU:N	1.78	0.98
1:C:614:HIS:CE1	1:C:640:GLN:CG	2.47	0.98
1:C:882:LEU:HD22	1:C:882:LEU:N	1.78	0.98
7:D:201:HEM:HMC1	7:D:201:HEM:HBC2	1.44	0.98
1:G:1176:HIS:CB	1:G:1218:THR:OG1	2.11	0.98
1:M:597:TRP:HH2	1:M:603:ILE:HD11	1.22	0.98
1:A:923:LYS:HB2	1:A:940:VAL:CG2	1.94	0.98
1:E:862:TYR:HB2	1:E:884:TRP:HA	1.42	0.98
2:N:17:CYS:HG	7:N:201:HEM:CAC	1.71	0.98
3:X:37:ILE:HG13	4:Y:10:ARG:NH1	1.79	0.98
1:A:558:GLN:HB3	1:A:559:PRO:HD3	1.43	0.98
1:I:540:VAL:HG13	1:I:575:GLU:HB2	1.46	0.98
1:K:614:HIS:CE1	1:K:640:GLN:CG	2.47	0.98
1:M:225:ASP:O	1:M:229:ILE:HG13	1.61	0.98
4:T:52:ARG:HD3	4:U:38:HIS:CE1	1.99	0.98
1:A:1233:VAL:HG11	1:A:1243:ILE:HG12	1.46	0.97
1:G:540:VAL:HG13	1:G:575:GLU:HB2	1.46	0.97
1:G:520:ALA:CB	1:G:648:GLU:HB2	1.94	0.97
1:I:229:ILE:HG22	1:I:233:ARG:HD3	1.42	0.97
1:I:540:VAL:HG13	1:I:575:GLU:CB	1.92	0.97
1:A:614:HIS:CE1	1:A:640:GLN:CG	2.47	0.97
1:C:923:LYS:HB2	1:C:940:VAL:CG2	1.94	0.97
1:G:294:ILE:HG21	1:G:324:VAL:HG11	1.44	0.97
4:V:2:ASP:O	4:V:6:ARG:HG3	1.64	0.97
1:A:1185:PHE:HE1	1:A:1192:LEU:CG	1.73	0.97
1:E:1200:LYS:O	1:E:1202:TRP:CZ3	2.16	0.97
1:G:614:HIS:CE1	1:G:640:GLN:CG	2.47	0.97

*Continued on next page...*



*Continued from previous page...*

Atom-1	Atom-2	Interatomic distance (Å)	Clash overlap (Å)
1:K:229:ILE:HG22	1:K:233:ARG:HD3	1.43	0.97
1:C:212:PHE:CB	1:C:226:ARG:HH12	1.78	0.97
1:K:923:LYS:HB2	1:K:940:VAL:CG2	1.94	0.97
3:O:1:MET:CG	3:O:6:ARG:HG2	1.95	0.97
1:C:1200:LYS:O	1:C:1202:TRP:CZ3	2.16	0.97
1:K:294:ILE:HG21	1:K:324:VAL:HG11	1.43	0.97
1:M:1200:LYS:HE2	1:M:1211:GLN:HB3	1.47	0.97
1:C:879:ARG:HB3	1:C:921:MET:HE1	1.42	0.97
1:C:984:ALA:HA	1:C:999:ARG:O	1.65	0.97
1:E:1201:TRP:CE3	1:E:1210:SER:HB3	2.00	0.97
1:E:1233:VAL:HG11	1:E:1243:ILE:HG12	1.46	0.97
1:G:483:TRP:O	1:G:487:LEU:HB3	1.64	0.97
1:G:882:LEU:N	1:G:882:LEU:HD22	1.78	0.97
1:G:984:ALA:HA	1:G:999:ARG:O	1.64	0.97
1:I:427:ASP:OD2	1:I:434:ARG:CG	2.13	0.97
1:M:1233:VAL:HG11	1:M:1243:ILE:HG12	1.46	0.97
1:M:137:GLN:HG2	1:M:173:LEU:HD22	1.42	0.97
1:M:520:ALA:CB	1:M:648:GLU:HB2	1.93	0.97
1:C:1201:TRP:CE3	1:C:1210:SER:HB3	2.00	0.97
1:E:427:ASP:OD2	1:E:434:ARG:CG	2.13	0.97
1:G:923:LYS:HB2	1:G:940:VAL:CG2	1.94	0.97
1:A:212:PHE:CB	1:A:226:ARG:HH12	1.78	0.97
1:C:597:TRP:HH2	1:C:603:ILE:HD11	1.22	0.97
1:K:984:ALA:HA	1:K:999:ARG:O	1.65	0.97
1:M:1200:LYS:O	1:M:1202:TRP:CZ3	2.16	0.97
1:M:212:PHE:CB	1:M:226:ARG:HH12	1.78	0.97
1:C:483:TRP:O	1:C:487:LEU:HB3	1.64	0.97
1:G:558:GLN:HB3	1:G:559:PRO:HD3	1.42	0.97
1:M:558:GLN:HB3	1:M:559:PRO:HD3	1.43	0.97
1:M:614:HIS:CE1	1:M:640:GLN:CG	2.47	0.97
1:E:520:ALA:CB	1:E:648:GLU:HB2	1.93	0.97
1:E:923:LYS:HB2	1:E:940:VAL:CG2	1.94	0.97
7:F:201:HEM:HBC2	7:F:201:HEM:HMC1	1.44	0.97
1:G:1200:LYS:O	1:G:1202:TRP:CZ3	2.16	0.97
1:G:614:HIS:CE1	1:G:640:GLN:HG2	2.00	0.97
1:K:1200:LYS:O	1:K:1202:TRP:CZ3	2.17	0.97
1:K:540:VAL:HG13	1:K:575:GLU:HB2	1.46	0.97
1:C:239:LEU:HD12	1:C:240:LEU:N	1.78	0.96
1:E:294:ILE:HG21	1:E:324:VAL:HG11	1.43	0.96
1:E:984:ALA:HA	1:E:999:ARG:O	1.65	0.96
1:G:597:TRP:HH2	1:G:603:ILE:HD11	1.22	0.96

*Continued on next page...*

*Continued from previous page...*

Atom-1	Atom-2	Interatomic distance (Å)	Clash overlap (Å)
1:I:984:ALA:HA	1:I:999:ARG:O	1.65	0.96
1:I:171:HIS:HD2	1:I:175:GLU:HB2	1.25	0.96
1:I:614:HIS:CE1	1:I:640:GLN:CG	2.47	0.96
1:M:923:LYS:HB2	1:M:940:VAL:CG2	1.94	0.96
3:O:2:ASP:O	3:O:6:ARG:HG3	1.63	0.96
1:A:882:LEU:N	1:A:882:LEU:HD22	1.78	0.96
1:E:180:GLY:H	1:E:237:ARG:HB3	1.26	0.96
1:E:540:VAL:HG13	1:E:575:GLU:HB2	1.46	0.96
1:G:1201:TRP:CE3	1:G:1210:SER:HB3	2.00	0.96
7:H:201:HEM:HBC2	7:H:201:HEM:HMC1	1.44	0.96
1:I:1176:HIS:HB2	1:I:1218:THR:HG21	1.47	0.96
1:I:1201:TRP:CE3	1:I:1210:SER:HB3	2.00	0.96
1:I:614:HIS:CE1	1:I:640:GLN:HG2	2.00	0.96
1:A:984:ALA:HA	1:A:999:ARG:O	1.65	0.96
1:E:1213:PHE:O	1:E:1214:TYR:HB2	1.65	0.96
1:I:923:LYS:HB2	1:I:940:VAL:CG2	1.94	0.96
1:E:1200:LYS:HE2	1:E:1211:GLN:HB3	1.47	0.96
1:E:212:PHE:CB	1:E:226:ARG:HH12	1.78	0.96
1:E:614:HIS:CE1	1:E:640:GLN:HG2	2.00	0.96
1:I:212:PHE:CB	1:I:226:ARG:HH12	1.78	0.96
1:K:1176:HIS:HB2	1:K:1218:THR:HG21	1.47	0.96
1:A:1201:TRP:CE3	1:A:1210:SER:HB3	2.00	0.96
1:C:561:PRO:HB3	1:C:1214:TYR:CD2	2.01	0.96
1:E:158:CYS:HG	1:E:284:SER:HB2	1.13	0.96
1:G:359:TYR:HD1	1:G:360:ASP:N	1.63	0.96
1:A:1213:PHE:O	1:A:1214:TYR:HB2	1.64	0.96
1:G:1213:PHE:O	1:G:1214:TYR:HB2	1.64	0.96
1:G:137:GLN:CG	1:G:173:LEU:HD22	1.96	0.96
1:I:1213:PHE:O	1:I:1214:TYR:HB2	1.64	0.96
1:I:146:GLU:HG3	1:K:111:ARG:NH1	1.81	0.96
1:I:879:ARG:HB3	1:I:921:MET:HE1	1.48	0.96
1:K:1201:TRP:CE3	1:K:1210:SER:HB3	2.00	0.96
1:K:359:TYR:HD1	1:K:360:ASP:N	1.64	0.96
1:M:1176:HIS:HB2	1:M:1218:THR:HG21	1.47	0.96
1:A:427:ASP:OD2	1:A:434:ARG:CG	2.13	0.96
1:A:879:ARG:HB3	1:A:921:MET:HE1	1.48	0.96
1:E:612:ARG:HH12	1:E:1174:ALA:HB1	1.31	0.96
1:E:137:GLN:CG	1:E:173:LEU:HD22	1.96	0.96
1:I:597:TRP:HH2	1:I:603:ILE:HD11	1.22	0.96
1:K:212:PHE:CB	1:K:226:ARG:HH12	1.78	0.96
1:K:427:ASP:OD2	1:K:434:ARG:CG	2.13	0.96

*Continued on next page...*

*Continued from previous page...*

Atom-1	Atom-2	Interatomic distance (Å)	Clash overlap (Å)
1:C:409:GLU:HG3	1:E:340:TYR:OH	1.65	0.96
1:C:477:GLN:HE21	1:C:477:GLN:HA	1.31	0.96
1:E:431:LYS:HZ3	1:G:336:ASN:HB3	1.29	0.96
1:G:364:LEU:HD11	1:G:368:MET:HE1	1.47	0.96
1:I:359:TYR:HD1	1:I:360:ASP:N	1.64	0.96
1:I:876:ALA:HB3	1:I:914:VAL:O	1.66	0.96
1:K:1233:VAL:HG11	1:K:1243:ILE:HG12	1.46	0.96
1:M:875:VAL:HG11	1:M:915:CYS:SG	2.06	0.96
1:A:137:GLN:CG	1:A:173:LEU:HD22	1.96	0.96
1:C:137:GLN:CG	1:C:173:LEU:HD22	1.96	0.96
1:C:146:GLU:HG3	1:E:111:ARG:NH1	1.81	0.96
1:E:179:PRO:CD	1:E:237:ARG:HG2	1.94	0.96
1:E:561:PRO:HB3	1:E:1214:TYR:CD2	2.01	0.96
1:G:427:ASP:OD2	1:G:434:ARG:CG	2.13	0.96
1:K:431:LYS:HZ3	1:M:336:ASN:HB3	1.26	0.96
1:K:614:HIS:CE1	1:K:640:GLN:HG2	2.00	0.96
1:M:1213:PHE:O	1:M:1214:TYR:HB2	1.64	0.96
1:A:612:ARG:HH12	1:A:1174:ALA:HB1	1.31	0.95
1:E:364:LEU:HD11	1:E:368:MET:HE1	1.48	0.95
1:G:1200:LYS:HE3	1:G:1211:GLN:HB3	1.11	0.95
1:G:477:GLN:HA	1:G:477:GLN:HE21	1.31	0.95
1:I:928:VAL:HG12	1:I:937:VAL:HA	1.48	0.95
1:K:1171:GLU:HG3	1:K:1172:GLY:H	1.30	0.95
1:K:561:PRO:HB3	1:K:1214:TYR:CD2	2.01	0.95
1:K:876:ALA:HB3	1:K:914:VAL:O	1.66	0.95
1:M:1171:GLU:HG3	1:M:1172:GLY:H	1.30	0.95
1:M:1201:TRP:CE3	1:M:1210:SER:HB3	2.00	0.95
1:C:427:ASP:OD2	1:C:434:ARG:CG	2.13	0.95
1:C:614:HIS:CE1	1:C:640:GLN:HG2	2.00	0.95
1:G:212:PHE:CB	1:G:226:ARG:HH12	1.78	0.95
1:M:614:HIS:CE1	1:M:640:GLN:HG2	2.00	0.95
1:M:984:ALA:HA	1:M:999:ARG:O	1.65	0.95
1:A:561:PRO:HB3	1:A:1214:TYR:CD2	2.01	0.95
1:A:597:TRP:HH2	1:A:603:ILE:HD11	1.22	0.95
1:A:614:HIS:CE1	1:A:640:GLN:HG2	2.00	0.95
1:C:862:TYR:HE2	1:C:881:HIS:H	0.97	0.95
1:G:1185:PHE:HE1	1:G:1192:LEU:CG	1.73	0.95
1:A:1176:HIS:HB2	1:A:1218:THR:HG21	1.48	0.95
1:E:239:LEU:HD12	1:E:240:LEU:N	1.78	0.95
1:E:483:TRP:O	1:E:487:LEU:HB3	1.64	0.95
1:G:1171:GLU:HG3	1:G:1172:GLY:H	1.30	0.95

*Continued on next page...*

*Continued from previous page...*

Atom-1	Atom-2	Interatomic distance (Å)	Clash overlap (Å)
1:K:1200:LYS:HE2	1:K:1211:GLN:HB3	1.47	0.95
1:K:862:TYR:HE2	1:K:881:HIS:H	0.97	0.95
1:M:427:ASP:OD2	1:M:434:ARG:CG	2.13	0.95
4:T:7:ARG:O	4:T:11:ARG:HG3	1.66	0.95
1:I:561:PRO:HB3	1:I:1214:TYR:CD2	2.01	0.95
1:M:561:PRO:HB3	1:M:1214:TYR:CD2	2.01	0.95
1:M:359:TYR:HD1	1:M:360:ASP:N	1.64	0.95
1:M:559:PRO:O	1:M:561:PRO:N	2.00	0.95
1:M:612:ARG:HH12	1:M:1174:ALA:HB1	1.31	0.95
1:A:340:TYR:OH	1:M:409:GLU:HG3	1.65	0.95
1:E:559:PRO:O	1:E:561:PRO:N	2.00	0.95
1:E:146:GLU:HG3	1:G:111:ARG:HH12	1.32	0.95
1:G:561:PRO:HB3	1:G:1214:TYR:CD2	2.01	0.95
1:E:409:GLU:HG3	1:G:340:TYR:OH	1.65	0.95
1:K:882:LEU:HD22	1:K:882:LEU:N	1.78	0.95
1:A:1200:LYS:HE2	1:A:1211:GLN:HB3	1.47	0.95
1:G:1233:VAL:HG11	1:G:1243:ILE:HG12	1.46	0.95
1:I:137:GLN:CG	1:I:173:LEU:HD22	1.96	0.95
1:I:483:TRP:O	1:I:487:LEU:HB3	1.64	0.95
1:I:882:LEU:HD22	1:I:882:LEU:N	1.78	0.95
1:K:146:GLU:HG3	1:M:111:ARG:HH12	1.32	0.95
1:M:1200:LYS:HE3	1:M:1211:GLN:HB3	1.11	0.95
1:M:137:GLN:CG	1:M:173:LEU:HD22	1.96	0.95
3:Q:28:HIS:ND1	4:T:14:LEU:HD21	1.81	0.95
1:A:409:GLU:HG3	1:C:340:TYR:OH	1.65	0.95
1:G:875:VAL:HG11	1:G:915:CYS:SG	2.06	0.95
1:I:1233:VAL:HG11	1:I:1243:ILE:HG12	1.46	0.95
1:K:928:VAL:HG12	1:K:937:VAL:HA	1.48	0.95
1:C:559:PRO:O	1:C:561:PRO:N	2.00	0.95
1:C:876:ALA:HB3	1:C:914:VAL:O	1.66	0.95
1:E:359:TYR:HD1	1:E:360:ASP:N	1.64	0.95
1:E:999:ARG:HD3	1:E:1030:TRP:NE1	1.82	0.95
1:I:1185:PHE:HE1	1:I:1192:LEU:CG	1.73	0.95
1:I:875:VAL:HG11	1:I:915:CYS:SG	2.06	0.95
1:I:409:GLU:HG3	1:K:340:TYR:OH	1.65	0.95
3:R:47:PRO:O	4:S:45:ARG:CD	2.15	0.95
1:A:146:GLU:HG3	1:C:111:ARG:NH1	1.81	0.94
1:C:1213:PHE:O	1:C:1214:TYR:HB2	1.64	0.94
1:C:359:TYR:HD1	1:C:360:ASP:N	1.64	0.94
1:E:1171:GLU:HG3	1:E:1172:GLY:H	1.30	0.94
1:E:1185:PHE:HE1	1:E:1192:LEU:CG	1.73	0.94

*Continued on next page...*

*Continued from previous page...*

Atom-1	Atom-2	Interatomic distance (Å)	Clash overlap (Å)
1:E:146:GLU:HG3	1:G:111:ARG:NH1	1.81	0.94
1:G:146:GLU:HG3	1:I:111:ARG:NH1	1.81	0.94
1:K:146:GLU:HG3	1:M:111:ARG:NH1	1.81	0.94
3:R:19:ASP:O	4:V:64:THR:HG22	1.67	0.94
1:C:540:VAL:HG13	1:C:575:GLU:HB2	1.46	0.94
1:E:876:ALA:HB3	1:E:914:VAL:O	1.66	0.94
1:G:409:GLU:HG3	1:I:340:TYR:OH	1.65	0.94
1:G:862:TYR:HE2	1:G:881:HIS:H	0.97	0.94
1:I:559:PRO:O	1:I:561:PRO:N	2.00	0.94
3:R:79:GLY:CA	4:V:65:ARG:HH22	1.78	0.94
1:A:525:GLU:O	1:A:528:GLU:HG3	1.67	0.94
1:A:540:VAL:HG13	1:A:575:GLU:HB2	1.46	0.94
1:E:171:HIS:HD2	1:E:175:GLU:HB2	1.25	0.94
1:G:230:LEU:CD2	1:G:234:LYS:HG3	1.97	0.94
1:G:544:PHE:HE1	1:G:576:VAL:HG13	1.30	0.94
1:K:137:GLN:CG	1:K:173:LEU:HD22	1.96	0.94
1:K:394:LYS:HB3	1:K:434:ARG:CB	1.98	0.94
1:K:483:TRP:O	1:K:487:LEU:HB3	1.65	0.94
1:C:230:LEU:CD2	1:C:234:LYS:HG3	1.97	0.94
1:E:525:GLU:O	1:E:528:GLU:HG3	1.67	0.94
1:E:544:PHE:HE1	1:E:576:VAL:HG13	1.30	0.94
1:E:928:VAL:HG12	1:E:937:VAL:HA	1.48	0.94
1:K:409:GLU:HG3	1:M:340:TYR:OH	1.66	0.94
1:A:862:TYR:HE2	1:A:881:HIS:H	0.97	0.94
1:A:146:GLU:HG3	1:C:111:ARG:HH12	1.32	0.94
1:G:1176:HIS:HB2	1:G:1218:THR:HG21	1.46	0.94
1:K:875:VAL:HG11	1:K:915:CYS:SG	2.06	0.94
1:A:111:ARG:HH12	1:M:146:GLU:HG3	1.32	0.94
1:A:483:TRP:O	1:A:487:LEU:HB3	1.64	0.94
1:C:875:VAL:HG11	1:C:915:CYS:SG	2.06	0.94
1:C:999:ARG:HD3	1:C:1030:TRP:NE1	1.82	0.94
1:G:928:VAL:HG12	1:G:937:VAL:HA	1.48	0.94
1:G:999:ARG:HD3	1:G:1030:TRP:NE1	1.82	0.94
1:M:876:ALA:HB3	1:M:914:VAL:O	1.66	0.94
3:R:37:ILE:CG2	4:U:60:ILE:HG23	1.97	0.94
4:V:36:ARG:HH11	4:V:37:PRO:CD	1.79	0.94
4:V:36:ARG:NH1	4:V:37:PRO:HB2	1.82	0.94
1:A:559:PRO:O	1:A:561:PRO:N	2.00	0.94
1:A:928:VAL:HG12	1:A:937:VAL:HA	1.48	0.94
1:C:525:GLU:O	1:C:528:GLU:HG3	1.67	0.94
1:C:612:ARG:HH12	1:C:1174:ALA:HB1	1.31	0.94

*Continued on next page...*

*Continued from previous page...*

Atom-1	Atom-2	Interatomic distance (Å)	Clash overlap (Å)
1:G:559:PRO:O	1:G:561:PRO:N	2.00	0.94
1:K:179:PRO:HD2	1:K:237:ARG:NH1	1.81	0.94
1:A:999:ARG:HD3	1:A:1030:TRP:NE1	1.82	0.94
2:H:14:CYS:SG	7:H:201:HEM:CBB	2.56	0.94
1:K:657:GLU:HG2	1:K:680:LYS:NZ	1.83	0.94
1:M:394:LYS:HB3	1:M:434:ARG:CB	1.98	0.94
1:M:882:LEU:N	1:M:882:LEU:HD22	1.78	0.94
1:C:1171:GLU:HG3	1:C:1172:GLY:H	1.30	0.94
1:C:902:ASP:CG	2:D:72:LYS:HZ2	1.70	0.94
1:I:477:GLN:HA	1:I:477:GLN:HE21	1.31	0.94
1:K:999:ARG:HD3	1:K:1030:TRP:NE1	1.82	0.94
1:A:544:PHE:HE1	1:A:576:VAL:HG13	1.30	0.94
1:A:875:VAL:HG11	1:A:915:CYS:SG	2.06	0.94
1:C:158:CYS:HG	1:C:284:SER:HB2	0.86	0.94
2:D:17:CYS:HG	7:D:201:HEM:CBC	1.79	0.94
2:D:14:CYS:SG	7:D:201:HEM:CBB	2.56	0.94
1:E:902:ASP:CG	2:F:72:LYS:HZ2	1.71	0.94
1:K:559:PRO:O	1:K:561:PRO:N	2.00	0.94
1:M:999:ARG:HD3	1:M:1030:TRP:NE1	1.82	0.94
1:C:1200:LYS:HE2	1:C:1211:GLN:HB3	1.47	0.94
1:C:553:HIS:HB2	1:C:610:VAL:HG11	1.50	0.94
1:E:230:LEU:CD2	1:E:234:LYS:HG3	1.98	0.94
1:G:657:GLU:HG2	1:G:680:LYS:NZ	1.83	0.94
1:I:1200:LYS:HE2	1:I:1211:GLN:HB3	1.47	0.94
1:I:612:ARG:HH12	1:I:1174:ALA:HB1	1.30	0.94
1:I:657:GLU:HG2	1:I:680:LYS:NZ	1.83	0.94
1:K:525:GLU:O	1:K:528:GLU:HG3	1.67	0.94
1:M:230:LEU:CD2	1:M:234:LYS:HG3	1.97	0.94
1:A:1171:GLU:HG3	1:A:1172:GLY:H	1.30	0.93
1:A:876:ALA:HB3	1:A:914:VAL:O	1.66	0.93
1:E:359:TYR:CD1	1:E:360:ASP:N	2.36	0.93
1:I:678:ASP:OD2	1:I:680:LYS:HE3	1.69	0.93
1:M:359:TYR:CD1	1:M:360:ASP:N	2.36	0.93
1:C:146:GLU:HG3	1:E:111:ARG:HH12	1.32	0.93
1:E:657:GLU:HG2	1:E:680:LYS:NZ	1.83	0.93
1:I:999:ARG:HD3	1:I:1030:TRP:NE1	1.82	0.93
1:I:394:LYS:HB3	1:I:434:ARG:CB	1.98	0.93
1:K:553:HIS:HB2	1:K:610:VAL:HG11	1.50	0.93
1:M:483:TRP:O	1:M:487:LEU:HB3	1.65	0.93
1:M:657:GLU:HG2	1:M:680:LYS:NZ	1.83	0.93
1:C:928:VAL:HG12	1:C:937:VAL:HA	1.48	0.93

*Continued on next page...*

*Continued from previous page...*

Atom-1	Atom-2	Interatomic distance (Å)	Clash overlap (Å)
1:G:879:ARG:HB3	1:G:921:MET:HE1	1.45	0.93
1:I:525:GLU:O	1:I:528:GLU:HG3	1.67	0.93
1:K:230:LEU:CD2	1:K:234:LYS:HG3	1.98	0.93
3:Q:79:GLY:CA	4:U:36:ARG:HH21	1.80	0.93
1:A:359:TYR:HD1	1:A:360:ASP:N	1.63	0.93
1:A:394:LYS:HB3	1:A:434:ARG:CB	1.98	0.93
1:A:678:ASP:OD2	1:A:680:LYS:HE3	1.68	0.93
1:C:544:PHE:HE1	1:C:576:VAL:HG13	1.30	0.93
1:E:875:VAL:HG11	1:E:915:CYS:SG	2.06	0.93
2:F:14:CYS:SG	7:F:201:HEM:CBB	2.56	0.93
1:G:146:GLU:HG3	1:I:111:ARG:HH12	1.32	0.93
1:G:359:TYR:CD1	1:G:360:ASP:N	2.36	0.93
2:J:14:CYS:SG	7:J:201:HEM:CBB	2.56	0.93
1:M:525:GLU:O	1:M:528:GLU:HG3	1.67	0.93
1:M:540:VAL:HG13	1:M:575:GLU:HB2	1.46	0.93
1:M:678:ASP:OD2	1:M:680:LYS:HE3	1.69	0.93
3:O:24:TYR:HE2	4:S:38:HIS:HB3	1.12	0.93
3:Q:19:ASP:OD1	4:U:64:THR:HA	1.67	0.93
1:A:359:TYR:CD1	1:A:360:ASP:N	2.36	0.93
2:B:14:CYS:SG	7:B:201:HEM:CBB	2.56	0.93
1:I:146:GLU:HG3	1:K:111:ARG:HH12	1.32	0.93
1:K:678:ASP:OD2	1:K:680:LYS:HE3	1.69	0.93
1:A:553:HIS:HB2	1:A:610:VAL:HG11	1.51	0.93
1:G:394:LYS:HB3	1:G:434:ARG:CB	1.98	0.93
1:I:230:LEU:CD2	1:I:234:LYS:HG3	1.97	0.93
1:K:1213:PHE:O	1:K:1214:TYR:HB2	1.64	0.93
1:K:477:GLN:HA	1:K:477:GLN:HE21	1.31	0.93
1:M:553:HIS:HB2	1:M:610:VAL:HG11	1.50	0.93
1:A:111:ARG:NH1	1:M:146:GLU:HG3	1.81	0.93
1:C:1176:HIS:HB2	1:C:1218:THR:HG21	1.46	0.93
1:I:1220:LEU:HG	1:I:1236:ASP:HB3	1.51	0.93
2:N:14:CYS:SG	7:N:201:HEM:CBB	2.56	0.93
1:C:1220:LEU:HG	1:C:1236:ASP:HB3	1.51	0.93
1:E:1176:HIS:HB2	1:E:1218:THR:HG21	1.47	0.93
1:E:477:GLN:HA	1:E:477:GLN:HE21	1.31	0.93
1:G:520:ALA:CB	1:G:648:GLU:HA	1.99	0.93
1:G:678:ASP:OD2	1:G:680:LYS:HE3	1.69	0.93
1:M:477:GLN:HE21	1:M:477:GLN:HA	1.31	0.93
1:C:394:LYS:HB3	1:C:434:ARG:CB	1.98	0.93
1:I:658:ASP:OD2	1:I:677:VAL:CB	2.17	0.93
1:I:902:ASP:CG	2:J:72:LYS:HZ2	1.72	0.93

*Continued on next page...*

*Continued from previous page...*

Atom-1	Atom-2	Interatomic distance (Å)	Clash overlap (Å)
3:Q:31:SER:HA	4:T:11:ARG:CA	1.99	0.93
1:A:230:LEU:CD2	1:A:234:LYS:HG3	1.98	0.92
1:C:359:TYR:CD1	1:C:360:ASP:N	2.36	0.92
1:M:544:PHE:HE1	1:M:576:VAL:HG13	1.30	0.92
1:M:879:ARG:HB3	1:M:921:MET:HE1	1.48	0.92
1:E:520:ALA:CB	1:E:648:GLU:HA	2.00	0.92
1:G:902:ASP:CG	2:H:72:LYS:HZ2	1.70	0.92
1:I:1171:GLU:HG3	1:I:1172:GLY:H	1.30	0.92
2:L:14:CYS:SG	7:L:201:HEM:CBB	2.56	0.92
1:M:179:PRO:HD2	1:M:237:ARG:NH1	1.81	0.92
1:E:1220:LEU:HG	1:E:1236:ASP:HB3	1.51	0.92
1:E:394:LYS:HB3	1:E:434:ARG:CB	1.98	0.92
1:G:658:ASP:OD2	1:G:677:VAL:CB	2.17	0.92
3:Q:24:TYR:CE2	4:U:38:HIS:CB	2.51	0.92
4:U:13:ARG:CD	4:U:59:ILE:HD11	1.99	0.92
1:C:597:TRP:HD1	1:C:1243:ILE:O	1.53	0.92
1:G:876:ALA:HB3	1:G:914:VAL:O	1.66	0.92
1:I:614:HIS:HE1	1:I:640:GLN:CG	1.83	0.92
3:R:47:PRO:C	4:S:45:ARG:HG2	1.89	0.92
1:I:595:LEU:HD11	1:I:1201:TRP:HZ2	0.76	0.92
1:K:612:ARG:HH12	1:K:1174:ALA:HB1	1.31	0.92
1:M:862:TYR:HE2	1:M:881:HIS:H	0.96	0.92
1:A:146:GLU:CG	1:C:111:ARG:NH1	2.33	0.92
1:C:657:GLU:HG2	1:C:680:LYS:NZ	1.83	0.92
1:C:678:ASP:OD2	1:C:680:LYS:HE3	1.69	0.92
1:E:597:TRP:HD1	1:E:1243:ILE:O	1.53	0.92
2:F:18:HIS:HE1	2:F:30:PRO:HD2	1.34	0.92
1:G:1200:LYS:HE2	1:G:1211:GLN:HB3	1.47	0.92
1:I:179:PRO:HD2	1:I:237:ARG:NH1	1.81	0.92
1:K:146:GLU:CG	1:M:111:ARG:NH1	2.33	0.92
1:M:1228:ASP:HB3	1:M:1230:LYS:HG2	1.52	0.92
1:A:477:GLN:HE21	1:A:477:GLN:HA	1.31	0.92
1:G:1220:LEU:HG	1:G:1236:ASP:HB3	1.51	0.92
4:S:52:ARG:CD	4:T:38:HIS:CE1	2.53	0.92
1:A:658:ASP:OD2	1:A:677:VAL:CB	2.17	0.92
1:C:146:GLU:CG	1:E:111:ARG:NH1	2.33	0.92
1:E:553:HIS:HB2	1:E:610:VAL:HG11	1.50	0.92
1:E:658:ASP:OD2	1:E:677:VAL:CB	2.17	0.92
1:I:520:ALA:CB	1:I:648:GLU:HA	1.99	0.92
1:M:928:VAL:HG12	1:M:937:VAL:HA	1.48	0.92
1:A:450:CYS:HA	1:A:453:LEU:HD23	1.52	0.92

*Continued on next page...*



*Continued from previous page...*

Atom-1	Atom-2	Interatomic distance (Å)	Clash overlap (Å)
2:H:18:HIS:HE1	2:H:30:PRO:HD2	1.34	0.92
1:K:1228:ASP:HB3	1:K:1230:LYS:HG2	1.52	0.92
1:E:450:CYS:HA	1:E:453:LEU:HD23	1.52	0.91
1:K:614:HIS:HE1	1:K:640:GLN:CG	1.83	0.91
1:M:928:VAL:HG11	1:M:937:VAL:HG12	1.52	0.91
3:O:48:THR:HG22	3:P:41:GLU:CD	1.90	0.91
1:C:453:LEU:HA	1:C:456:LEU:CD1	2.01	0.91
2:D:18:HIS:HE1	2:D:30:PRO:HD2	1.34	0.91
1:E:595:LEU:HD11	1:E:1201:TRP:HZ2	0.76	0.91
1:E:678:ASP:OD2	1:E:680:LYS:HE3	1.69	0.91
1:G:146:GLU:CG	1:I:111:ARG:NH1	2.33	0.91
1:I:1228:ASP:HB3	1:I:1230:LYS:HG2	1.52	0.91
1:K:127:VAL:H	5:K:1301:DTP:HN61	1.17	0.91
1:M:520:ALA:CB	1:M:648:GLU:HA	1.99	0.91
1:E:928:VAL:HG11	1:E:937:VAL:HG12	1.52	0.91
1:E:146:GLU:CG	1:G:111:ARG:NH1	2.33	0.91
1:I:553:HIS:HB2	1:I:610:VAL:HG11	1.50	0.91
1:I:146:GLU:CG	1:K:111:ARG:NH1	2.33	0.91
1:K:1220:LEU:HG	1:K:1236:ASP:HB3	1.51	0.91
2:L:18:HIS:HE1	2:L:30:PRO:HD2	1.34	0.91
1:A:1220:LEU:HG	1:A:1236:ASP:HB3	1.51	0.91
1:A:427:ASP:OD2	1:A:434:ARG:HG2	1.71	0.91
1:A:520:ALA:CB	1:A:648:GLU:HA	2.00	0.91
1:C:595:LEU:HD13	1:C:1244:LEU:CD2	2.01	0.91
1:G:1228:ASP:HB3	1:G:1230:LYS:HG2	1.52	0.91
1:K:1185:PHE:O	1:K:1229:PHE:CZ	2.24	0.91
3:Q:28:HIS:CA	4:T:14:LEU:HG	1.99	0.91
3:R:37:ILE:HG21	4:U:60:ILE:CG2	2.00	0.91
1:A:657:GLU:HG2	1:A:680:LYS:NZ	1.83	0.91
1:C:450:CYS:HA	1:C:453:LEU:HD23	1.52	0.91
1:C:658:ASP:OD2	1:C:677:VAL:CB	2.17	0.91
1:E:595:LEU:HD13	1:E:1244:LEU:CD2	2.01	0.91
1:G:431:LYS:HZ2	1:I:336:ASN:HB3	1.28	0.91
1:G:525:GLU:O	1:G:528:GLU:HG3	1.67	0.91
1:I:359:TYR:CD1	1:I:360:ASP:N	2.36	0.91
1:K:520:ALA:CB	1:K:648:GLU:HA	2.00	0.91
1:K:879:ARG:HB3	1:K:921:MET:HE1	1.51	0.91
1:M:1185:PHE:O	1:M:1229:PHE:CZ	2.24	0.91
2:N:18:HIS:HE1	2:N:30:PRO:HD2	1.34	0.91
1:A:179:PRO:HB3	3:P:2:ASP:OD1	1.69	0.91
1:C:1185:PHE:O	1:C:1229:PHE:CZ	2.24	0.91

*Continued on next page...*

*Continued from previous page...*

Atom-1	Atom-2	Interatomic distance (Å)	Clash overlap (Å)
1:E:1187:PRO:HG3	1:E:1229:PHE:CG	2.06	0.91
1:G:612:ARG:HH12	1:G:1174:ALA:HB1	1.31	0.91
1:K:359:TYR:CD1	1:K:360:ASP:N	2.36	0.91
1:K:902:ASP:CG	2:L:72:LYS:HZ2	1.74	0.91
3:P:19:ASP:OD1	4:T:64:THR:HA	1.71	0.91
1:A:597:TRP:HD1	1:A:1243:ILE:O	1.53	0.91
1:A:453:LEU:HA	1:A:456:LEU:CD1	2.01	0.91
1:C:127:VAL:H	5:C:1301:DTP:HN61	1.17	0.91
1:G:595:LEU:HD13	1:G:1244:LEU:CD2	2.01	0.91
1:G:928:VAL:HG11	1:G:937:VAL:HG12	1.52	0.91
1:M:127:VAL:H	5:M:1301:DTP:HN61	1.17	0.91
1:M:658:ASP:OD2	1:M:677:VAL:CB	2.17	0.91
1:E:453:LEU:HA	1:E:456:LEU:CD1	2.01	0.91
1:K:359:TYR:HD1	1:K:360:ASP:H	0.91	0.91
1:A:111:ARG:NH1	1:M:146:GLU:CG	2.33	0.91
1:M:450:CYS:HA	1:M:453:LEU:HD23	1.52	0.91
1:A:1176:HIS:HB2	1:A:1218:THR:OG1	1.70	0.91
1:C:179:PRO:HD2	1:C:237:ARG:NH1	1.81	0.91
1:G:595:LEU:HD11	1:G:1201:TRP:HZ2	0.76	0.91
1:G:179:PRO:HD2	1:G:237:ARG:NH1	1.81	0.91
1:I:453:LEU:HA	1:I:456:LEU:CD1	2.00	0.91
3:P:31:SER:HA	4:S:11:ARG:HA	1.53	0.91
4:U:18:GLU:HG3	4:U:52:ARG:NH1	1.85	0.91
1:A:639:LEU:H	1:A:653:ILE:CG2	1.84	0.91
1:C:171:HIS:HD2	1:C:175:GLU:HB2	1.25	0.91
1:G:639:LEU:H	1:G:653:ILE:CG2	1.84	0.91
1:I:1187:PRO:HG3	1:I:1229:PHE:CG	2.06	0.91
1:K:658:ASP:OD2	1:K:677:VAL:CB	2.17	0.91
1:K:928:VAL:HG11	1:K:937:VAL:HG12	1.52	0.91
1:M:639:LEU:H	1:M:653:ILE:CG2	1.84	0.91
1:A:1185:PHE:O	1:A:1229:PHE:CZ	2.24	0.90
1:A:595:LEU:HD13	1:A:1244:LEU:CD2	2.01	0.90
1:C:881:HIS:HD1	1:C:901:SER:HB3	1.34	0.90
1:G:1187:PRO:HG3	1:G:1229:PHE:CG	2.06	0.90
1:G:450:CYS:HA	1:G:453:LEU:HD23	1.52	0.90
1:G:453:LEU:HA	1:G:456:LEU:CD1	2.01	0.90
1:G:597:TRP:HD1	1:G:1243:ILE:O	1.53	0.90
3:R:47:PRO:CB	4:S:45:ARG:CB	2.48	0.90
1:A:158:CYS:HG	1:A:284:SER:HB2	0.96	0.90
1:A:928:VAL:HG11	1:A:937:VAL:HG12	1.52	0.90
1:C:928:VAL:HG11	1:C:937:VAL:HG12	1.52	0.90

*Continued on next page...*

*Continued from previous page...*

Atom-1	Atom-2	Interatomic distance (Å)	Clash overlap (Å)
1:G:158:CYS:HG	1:G:284:SER:HB2	0.89	0.90
2:B:18:HIS:HE1	2:B:30:PRO:HD2	1.34	0.90
1:C:595:LEU:HD11	1:C:1201:TRP:CH2	2.07	0.90
1:C:520:ALA:CB	1:C:648:GLU:HA	2.00	0.90
1:E:127:VAL:H	5:E:1301:DTP:HN61	1.17	0.90
1:E:860:SER:O	1:E:861:GLN:HG3	1.72	0.90
1:M:1187:PRO:HG3	1:M:1229:PHE:CG	2.06	0.90
1:M:928:VAL:HG22	1:M:1224:HIS:ND1	1.87	0.90
1:M:597:TRP:HD1	1:M:1243:ILE:O	1.53	0.90
3:O:1:MET:HG3	3:O:6:ARG:CG	2.00	0.90
3:R:31:SER:O	4:U:11:ARG:CA	2.18	0.90
1:C:1176:HIS:HB2	1:C:1218:THR:OG1	1.70	0.90
1:C:427:ASP:OD2	1:C:434:ARG:HG2	1.71	0.90
1:G:928:VAL:HG22	1:G:1224:HIS:ND1	1.87	0.90
1:I:862:TYR:HE2	1:I:881:HIS:H	0.97	0.90
1:M:614:HIS:HE1	1:M:640:GLN:CG	1.83	0.90
1:M:902:ASP:CG	2:N:72:LYS:HZ2	1.74	0.90
1:A:109:TYR:OH	3:P:4:LYS:HB3	1.72	0.90
1:C:1187:PRO:HG3	1:C:1229:PHE:CG	2.06	0.90
1:E:1185:PHE:O	1:E:1229:PHE:CZ	2.24	0.90
1:E:595:LEU:HD11	1:E:1201:TRP:CH2	2.07	0.90
1:G:595:LEU:HD11	1:G:1201:TRP:CH2	2.07	0.90
1:I:595:LEU:HD13	1:I:1244:LEU:CD2	2.01	0.90
1:I:427:ASP:OD2	1:I:434:ARG:HG2	1.71	0.90
1:K:639:LEU:H	1:K:653:ILE:CG2	1.85	0.90
2:D:17:CYS:HG	7:D:201:HEM:CAC	1.81	0.90
1:G:1247:LEU:HD12	1:G:1248:GLU:H	1.37	0.90
1:G:359:TYR:HD1	1:G:360:ASP:H	0.91	0.90
1:I:1185:PHE:O	1:I:1229:PHE:CZ	2.24	0.90
1:I:595:LEU:HD11	1:I:1201:TRP:CH2	2.06	0.90
1:A:127:VAL:CG2	1:A:294:ILE:HG13	2.02	0.90
1:C:1201:TRP:HE3	1:C:1210:SER:HB3	1.37	0.90
1:G:573:THR:HA	1:G:577:TYR:HD2	1.37	0.90
1:K:597:TRP:HD1	1:K:1243:ILE:O	1.53	0.90
1:M:1200:LYS:HG3	1:M:1211:GLN:HA	1.54	0.90
1:M:1220:LEU:HG	1:M:1236:ASP:HB3	1.51	0.90
1:A:138:GLN:CA	3:W:6:ARG:CZ	2.49	0.90
1:C:639:LEU:H	1:C:653:ILE:CG2	1.84	0.90
1:E:333:ASP:HB2	1:E:334:PHE:CE1	2.07	0.90
1:G:1176:HIS:HB2	1:G:1218:THR:OG1	1.71	0.90
1:I:359:TYR:HD1	1:I:360:ASP:H	0.92	0.90

*Continued on next page...*

*Continued from previous page...*

Atom-1	Atom-2	Interatomic distance (Å)	Clash overlap (Å)
1:K:1187:PRO:HG3	1:K:1229:PHE:CG	2.06	0.90
1:M:127:VAL:CG2	1:M:294:ILE:HG13	2.02	0.90
1:M:453:LEU:HA	1:M:456:LEU:CD1	2.01	0.90
1:M:860:SER:O	1:M:861:GLN:HG3	1.72	0.90
1:A:928:VAL:HG22	1:A:1224:HIS:ND1	1.87	0.90
1:A:1228:ASP:HB3	1:A:1230:LYS:HG2	1.52	0.90
1:A:595:LEU:HD11	1:A:1201:TRP:CH2	2.07	0.90
1:C:1200:LYS:HG3	1:C:1211:GLN:HA	1.53	0.90
1:C:860:SER:O	1:C:861:GLN:HG3	1.72	0.90
1:E:231:MET:O	1:E:236:PRO:HA	1.72	0.90
1:E:614:HIS:HE1	1:E:640:GLN:CG	1.83	0.90
1:I:639:LEU:H	1:I:653:ILE:CG2	1.84	0.90
1:K:333:ASP:HB2	1:K:334:PHE:CE1	2.07	0.90
1:A:1200:LYS:HG3	1:A:1211:GLN:HA	1.54	0.89
1:C:127:VAL:CG2	1:C:294:ILE:HG13	2.02	0.89
1:C:614:HIS:HE1	1:C:640:GLN:CG	1.83	0.89
1:I:127:VAL:H	5:I:1301:DTP:HN61	1.17	0.89
1:K:924:GLN:HB3	1:K:1238:LEU:HG	1.54	0.89
1:K:127:VAL:CG2	1:K:294:ILE:HG13	2.02	0.89
4:U:13:ARG:HD3	4:U:59:ILE:HD11	1.54	0.89
1:A:1187:PRO:HG3	1:A:1229:PHE:CG	2.06	0.89
1:C:520:ALA:HB1	1:C:648:GLU:CA	2.03	0.89
1:G:427:ASP:OD2	1:G:434:ARG:HG2	1.71	0.89
1:G:553:HIS:HB2	1:G:610:VAL:HG11	1.50	0.89
1:I:597:TRP:HD1	1:I:1243:ILE:O	1.53	0.89
2:J:18:HIS:HE1	2:J:30:PRO:HD2	1.34	0.89
1:K:573:THR:HA	1:K:577:TYR:HD2	1.37	0.89
1:K:860:SER:O	1:K:861:GLN:HG3	1.72	0.89
1:A:333:ASP:HB2	1:A:334:PHE:CE1	2.07	0.89
1:E:234:LYS:O	1:E:235:HIS:ND1	2.05	0.89
1:I:544:PHE:CE1	1:I:576:VAL:CG1	2.51	0.89
1:K:453:LEU:HA	1:K:456:LEU:CD1	2.01	0.89
1:A:520:ALA:HB1	1:A:648:GLU:CA	2.03	0.89
1:E:928:VAL:HG22	1:E:1224:HIS:ND1	1.87	0.89
1:I:928:VAL:HG11	1:I:937:VAL:HG12	1.52	0.89
1:K:500:LEU:HD22	1:K:532:ILE:HG12	1.55	0.89
1:M:316:GLU:O	1:M:318:LYS:HG2	1.73	0.89
1:C:500:LEU:HD22	1:C:532:ILE:HG12	1.55	0.89
1:G:1185:PHE:O	1:G:1229:PHE:CZ	2.24	0.89
1:G:595:LEU:HB3	1:G:1244:LEU:HB2	1.55	0.89
1:K:928:VAL:HG22	1:K:1224:HIS:ND1	1.87	0.89

*Continued on next page...*

*Continued from previous page...*

Atom-1	Atom-2	Interatomic distance (Å)	Clash overlap (Å)
3:Q:31:SER:CA	4:T:11:ARG:HA	2.02	0.89
4:V:36:ARG:CD	4:V:37:PRO:HD2	2.03	0.89
1:C:431:LYS:HZ3	1:E:336:ASN:HB3	1.33	0.89
1:E:427:ASP:OD2	1:E:434:ARG:HG2	1.71	0.89
1:E:473:LEU:CD1	1:E:480:CYS:HB2	2.03	0.89
1:I:928:VAL:HG22	1:I:1224:HIS:ND1	1.87	0.89
1:I:450:CYS:HA	1:I:453:LEU:HD23	1.52	0.89
1:I:473:LEU:CD1	1:I:480:CYS:HB2	2.03	0.89
1:K:1200:LYS:HG3	1:K:1211:GLN:HA	1.54	0.89
1:I:431:LYS:HZ3	1:K:336:ASN:HB3	1.31	0.89
1:K:450:CYS:HA	1:K:453:LEU:HD23	1.52	0.89
1:K:520:ALA:HB1	1:K:648:GLU:CA	2.03	0.89
1:M:520:ALA:HB1	1:M:648:GLU:CA	2.02	0.89
4:T:52:ARG:HD2	4:U:38:HIS:CE1	2.04	0.89
1:C:1228:ASP:HB3	1:C:1230:LYS:HG2	1.52	0.89
1:C:333:ASP:HB2	1:C:334:PHE:CE1	2.08	0.89
1:E:1149:GLY:CA	1:E:1180:VAL:HG22	2.03	0.89
1:E:1228:ASP:HB3	1:E:1230:LYS:HG2	1.52	0.89
1:E:595:LEU:HB3	1:E:1244:LEU:HB2	1.55	0.89
1:G:1149:GLY:CA	1:G:1180:VAL:HG22	2.03	0.89
1:G:333:ASP:HB2	1:G:334:PHE:CE1	2.07	0.89
1:I:924:GLN:HB3	1:I:1238:LEU:HG	1.54	0.89
1:K:316:GLU:O	1:K:318:LYS:HG2	1.73	0.89
1:A:364:LEU:HD11	1:A:368:MET:HE1	1.54	0.89
1:G:860:SER:O	1:G:861:GLN:HG3	1.72	0.89
1:I:860:SER:O	1:I:861:GLN:HG3	1.72	0.89
1:K:158:CYS:HG	1:K:284:SER:HB2	0.98	0.89
1:M:427:ASP:OD2	1:M:434:ARG:HG2	1.71	0.89
1:C:595:LEU:HD11	1:C:1201:TRP:HZ2	0.76	0.89
1:C:924:GLN:HB3	1:C:1238:LEU:HG	1.54	0.89
1:E:924:GLN:HB3	1:E:1238:LEU:HG	1.54	0.89
1:M:595:LEU:HD13	1:M:1244:LEU:CD2	2.01	0.89
1:A:1201:TRP:HE3	1:A:1210:SER:HB3	1.37	0.89
1:E:1247:LEU:HD12	1:E:1248:GLU:H	1.37	0.89
1:M:1200:LYS:CB	1:M:1202:TRP:CZ3	2.56	0.89
1:M:359:TYR:HD1	1:M:360:ASP:H	0.92	0.89
1:A:860:SER:O	1:A:861:GLN:HG3	1.72	0.88
1:C:1247:LEU:HD12	1:C:1248:GLU:H	1.37	0.88
1:E:236:PRO:CB	3:O:3:ALA:HB1	2.03	0.88
1:E:595:LEU:HD22	1:E:1244:LEU:HD13	0.89	0.88
1:G:595:LEU:HD22	1:G:1244:LEU:HD13	0.88	0.88

*Continued on next page...*

*Continued from previous page...*

Atom-1	Atom-2	Interatomic distance (Å)	Clash overlap (Å)
1:K:1200:LYS:CB	1:K:1202:TRP:CZ3	2.56	0.88
1:K:544:PHE:CE1	1:K:576:VAL:CG1	2.52	0.88
1:M:573:THR:HA	1:M:577:TYR:HD2	1.38	0.88
1:M:595:LEU:HD11	1:M:1201:TRP:CH2	2.07	0.88
1:M:924:GLN:HB3	1:M:1238:LEU:HG	1.54	0.88
1:A:316:GLU:O	1:A:318:LYS:HG2	1.73	0.88
1:G:127:VAL:H	5:G:1301:DTP:HN61	1.17	0.88
1:G:520:ALA:HB1	1:G:648:GLU:CA	2.02	0.88
1:I:573:THR:HA	1:I:577:TYR:HD2	1.38	0.88
1:K:595:LEU:HD13	1:K:1244:LEU:CD2	2.01	0.88
1:K:427:ASP:OD2	1:K:434:ARG:HG2	1.71	0.88
1:A:500:LEU:HD22	1:A:532:ILE:HG12	1.55	0.88
1:E:316:GLU:O	1:E:318:LYS:HG2	1.73	0.88
1:G:544:PHE:CE1	1:G:576:VAL:CG1	2.52	0.88
1:I:1176:HIS:HB2	1:I:1218:THR:OG1	1.71	0.88
1:C:595:LEU:HB3	1:C:1244:LEU:HB2	1.55	0.88
1:G:1200:LYS:HG3	1:G:1211:GLN:HA	1.53	0.88
1:G:127:VAL:CG2	1:G:294:ILE:HG13	2.02	0.88
1:G:316:GLU:O	1:G:318:LYS:HG2	1.73	0.88
1:K:595:LEU:HD11	1:K:1201:TRP:CH2	2.07	0.88
1:M:1176:HIS:HB2	1:M:1218:THR:OG1	1.73	0.88
1:M:500:LEU:HD22	1:M:532:ILE:HG12	1.55	0.88
3:Q:27:ASP:CG	4:T:17:VAL:HG21	1.93	0.88
3:Q:34:PHE:HZ	3:Q:66:ASP:HB3	1.31	0.88
1:E:127:VAL:CG2	1:E:294:ILE:HG13	2.02	0.88
1:E:573:THR:HA	1:E:577:TYR:HD2	1.37	0.88
1:I:1200:LYS:CB	1:I:1202:TRP:CZ3	2.56	0.88
1:M:333:ASP:HB2	1:M:334:PHE:CE1	2.07	0.88
1:E:394:LYS:CB	1:E:434:ARG:HB2	2.04	0.88
1:E:639:LEU:H	1:E:653:ILE:CG2	1.84	0.88
1:I:1240:ILE:HG23	1:I:1241:LEU:N	1.89	0.88
1:I:595:LEU:HD22	1:I:1244:LEU:HD13	0.88	0.88
1:I:544:PHE:HE1	1:I:576:VAL:HG13	1.30	0.88
1:M:1187:PRO:HG3	1:M:1229:PHE:CD2	2.09	0.88
1:C:595:LEU:HD22	1:C:1244:LEU:HD13	0.88	0.88
1:C:595:LEU:HG	1:C:1201:TRP:CH2	2.09	0.88
1:I:1187:PRO:HG3	1:I:1229:PHE:CD2	2.09	0.88
1:I:500:LEU:HD22	1:I:532:ILE:HG12	1.55	0.88
1:K:544:PHE:HE1	1:K:576:VAL:HG13	1.30	0.88
2:L:103:ASN:O	2:L:104:GLU:O	1.92	0.88
3:X:37:ILE:HG13	4:Y:10:ARG:HH11	1.31	0.88

*Continued on next page...*

*Continued from previous page...*

Atom-1	Atom-2	Interatomic distance (Å)	Clash overlap (Å)
1:A:1167:PRO:C	1:A:1202:TRP:NE1	2.27	0.88
1:C:284:SER:O	1:C:438:HIS:CE1	2.27	0.88
1:E:1240:ILE:HG23	1:E:1241:LEU:N	1.89	0.88
1:E:500:LEU:HD22	1:E:532:ILE:HG12	1.55	0.88
2:F:103:ASN:O	2:F:104:GLU:O	1.92	0.88
1:G:1185:PHE:HD1	1:G:1192:LEU:HG	1.36	0.88
1:G:1200:LYS:CB	1:G:1202:TRP:CZ3	2.56	0.88
1:I:333:ASP:HB2	1:I:334:PHE:CE1	2.07	0.88
1:I:520:ALA:HB1	1:I:648:GLU:CA	2.02	0.88
1:M:595:LEU:HB3	1:M:1244:LEU:HB2	1.55	0.88
1:M:1247:LEU:HD12	1:M:1248:GLU:H	1.37	0.88
1:M:595:LEU:HG	1:M:1201:TRP:CH2	2.09	0.88
1:A:179:PRO:HD2	1:A:237:ARG:NH1	1.81	0.88
1:A:544:PHE:CE1	1:A:576:VAL:CG1	2.52	0.88
1:C:1240:ILE:HG23	1:C:1241:LEU:N	1.89	0.88
1:C:394:LYS:CB	1:C:434:ARG:HB2	2.04	0.88
2:J:103:ASN:O	2:J:104:GLU:O	1.92	0.88
1:K:1176:HIS:HB2	1:K:1218:THR:OG1	1.71	0.88
1:K:1247:LEU:HD12	1:K:1248:GLU:H	1.37	0.88
1:M:158:CYS:HG	1:M:284:SER:HB2	1.05	0.88
1:A:127:VAL:H	5:A:1301:DTP:HN61	1.17	0.88
1:A:336:ASN:HB3	1:M:431:LYS:HZ3	1.34	0.88
1:A:284:SER:O	1:A:438:HIS:CE1	2.27	0.88
1:C:316:GLU:O	1:C:318:LYS:HG2	1.73	0.88
2:D:103:ASN:O	2:D:104:GLU:O	1.92	0.88
2:H:103:ASN:O	2:H:104:GLU:O	1.92	0.88
1:I:922:LEU:CD1	1:I:1241:LEU:HD23	2.04	0.88
1:K:1187:PRO:HG3	1:K:1229:PHE:CD2	2.09	0.88
1:M:716:LEU:HB3	1:M:728:TRP:HB2	1.56	0.88
1:A:716:LEU:HB3	1:A:728:TRP:HB2	1.56	0.87
1:C:544:PHE:CE1	1:C:576:VAL:CG1	2.52	0.87
1:C:922:LEU:CD1	1:C:1241:LEU:HD23	2.04	0.87
1:E:1185:PHE:HD1	1:E:1192:LEU:HG	1.36	0.87
1:E:359:TYR:HD1	1:E:360:ASP:H	0.92	0.87
1:G:924:GLN:HB3	1:G:1238:LEU:HG	1.54	0.87
1:G:394:LYS:CB	1:G:434:ARG:HB2	2.04	0.87
1:I:1200:LYS:HG3	1:I:1211:GLN:HA	1.54	0.87
1:I:127:VAL:CG2	1:I:294:ILE:HG13	2.02	0.87
1:K:595:LEU:HB3	1:K:1244:LEU:HB2	1.55	0.87
1:M:595:LEU:HD22	1:M:1244:LEU:HD13	0.88	0.87
1:A:922:LEU:CD1	1:A:1241:LEU:HD23	2.04	0.87

*Continued on next page...*

*Continued from previous page...*

Atom-1	Atom-2	Interatomic distance (Å)	Clash overlap (Å)
1:I:595:LEU:HB3	1:I:1244:LEU:HB2	1.55	0.87
1:I:316:GLU:O	1:I:318:LYS:HG2	1.73	0.87
1:I:284:SER:O	1:I:438:HIS:CE1	2.27	0.87
1:M:1149:GLY:CA	1:M:1180:VAL:HG22	2.03	0.87
1:G:1187:PRO:HG3	1:G:1229:PHE:CD2	2.09	0.87
1:K:595:LEU:HD22	1:K:1244:LEU:HD13	0.89	0.87
1:A:359:TYR:HD1	1:A:360:ASP:H	0.91	0.87
1:A:456:LEU:O	1:A:459:LYS:N	2.08	0.87
1:A:924:GLN:HB3	1:A:1238:LEU:HG	1.54	0.87
1:C:1185:PHE:HD1	1:C:1192:LEU:HG	1.36	0.87
1:C:928:VAL:HG22	1:C:1224:HIS:ND1	1.87	0.87
1:I:1201:TRP:HE3	1:I:1210:SER:HB3	1.37	0.87
1:I:456:LEU:O	1:I:459:LYS:N	2.08	0.87
1:K:716:LEU:HB3	1:K:728:TRP:HB2	1.56	0.87
3:Q:28:HIS:ND1	4:T:14:LEU:HD11	1.90	0.87
1:E:544:PHE:CE1	1:E:576:VAL:CG1	2.51	0.87
1:G:284:SER:O	1:G:438:HIS:CE1	2.27	0.87
1:I:237:ARG:HG2	1:I:237:ARG:HH11	1.40	0.87
1:K:922:LEU:CD1	1:K:1241:LEU:HD23	2.04	0.87
1:K:473:LEU:CD1	1:K:480:CYS:HB2	2.03	0.87
4:V:36:ARG:HD2	4:V:37:PRO:CD	2.04	0.87
1:C:456:LEU:O	1:C:459:LYS:N	2.08	0.87
1:C:639:LEU:HD21	1:C:653:ILE:HD12	1.57	0.87
1:E:1200:LYS:HG3	1:E:1211:GLN:HA	1.53	0.87
1:E:284:SER:O	1:E:438:HIS:CE1	2.27	0.87
1:G:456:LEU:O	1:G:459:LYS:N	2.08	0.87
1:I:473:LEU:HD21	1:I:484:TYR:CE1	2.10	0.87
1:A:1187:PRO:HG3	1:A:1229:PHE:CD2	2.09	0.87
1:C:431:LYS:NZ	1:E:336:ASN:CB	2.38	0.87
1:C:500:LEU:HD23	1:C:533:LEU:HD13	1.57	0.87
1:C:573:THR:HA	1:C:577:TYR:HD2	1.37	0.87
1:E:1200:LYS:CB	1:E:1202:TRP:CZ3	2.56	0.87
1:E:595:LEU:HG	1:E:1201:TRP:CH2	2.09	0.87
1:E:520:ALA:HB1	1:E:648:GLU:CA	2.03	0.87
1:G:1164:LEU:HD12	1:G:1164:LEU:H	1.40	0.87
1:G:922:LEU:CD1	1:G:1241:LEU:HD23	2.04	0.87
1:K:1149:GLY:CA	1:K:1180:VAL:HG22	2.04	0.87
1:M:882:LEU:CB	1:M:1237:ASN:HD21	1.88	0.87
4:U:18:GLU:HG3	4:U:52:ARG:HH12	1.36	0.87
1:A:595:LEU:HD22	1:A:1244:LEU:HD13	0.89	0.87
1:E:500:LEU:HD23	1:E:533:LEU:HD13	1.57	0.87

*Continued on next page...*



*Continued from previous page...*

Atom-1	Atom-2	Interatomic distance (Å)	Clash overlap (Å)
1:G:882:LEU:CB	1:G:1237:ASN:HD21	1.88	0.87
1:K:882:LEU:CB	1:K:1237:ASN:HD21	1.88	0.87
1:C:579:GLN:NE2	1:C:579:GLN:O	2.08	0.87
1:E:922:LEU:CD1	1:E:1241:LEU:HD23	2.04	0.87
1:G:500:LEU:HD22	1:G:532:ILE:HG12	1.55	0.87
1:I:882:LEU:CB	1:I:1237:ASN:HD21	1.88	0.87
1:K:456:LEU:O	1:K:459:LYS:N	2.08	0.87
1:K:500:LEU:HD23	1:K:533:LEU:HD13	1.57	0.87
1:M:544:PHE:CE1	1:M:576:VAL:CG1	2.51	0.87
2:N:103:ASN:O	2:N:104:GLU:O	1.92	0.87
1:A:882:LEU:CB	1:A:1237:ASN:HD21	1.88	0.86
1:A:431:LYS:NZ	1:C:336:ASN:CB	2.38	0.86
1:I:579:GLN:O	1:I:579:GLN:NE2	2.08	0.86
1:K:1164:LEU:H	1:K:1164:LEU:HD12	1.40	0.86
1:M:284:SER:O	1:M:438:HIS:CE1	2.27	0.86
1:A:137:GLN:HB3	3:W:6:ARG:HH22	1.40	0.86
1:A:902:ASP:CG	2:B:72:LYS:HZ2	1.78	0.86
1:E:1176:HIS:HB2	1:E:1218:THR:OG1	1.73	0.86
1:G:579:GLN:O	1:G:579:GLN:NE2	2.08	0.86
1:G:595:LEU:HG	1:G:1201:TRP:CH2	2.09	0.86
1:G:614:HIS:HE1	1:G:640:GLN:CG	1.83	0.86
1:K:284:SER:O	1:K:438:HIS:CE1	2.27	0.86
1:K:639:LEU:HD21	1:K:653:ILE:HD12	1.57	0.86
3:Q:79:GLY:HA2	4:U:36:ARG:NH2	1.88	0.86
1:A:1167:PRO:CA	1:A:1202:TRP:HE1	1.81	0.86
1:A:595:LEU:HG	1:A:1201:TRP:CH2	2.09	0.86
1:A:639:LEU:HD21	1:A:653:ILE:HD12	1.57	0.86
1:C:1167:PRO:CA	1:C:1202:TRP:HE1	1.81	0.86
1:C:237:ARG:HG2	1:C:237:ARG:HH11	1.40	0.86
1:C:294:ILE:HG21	1:C:324:VAL:CG1	2.06	0.86
1:C:359:TYR:HD1	1:C:360:ASP:H	0.92	0.86
1:E:431:LYS:NZ	1:G:336:ASN:CB	2.38	0.86
1:I:595:LEU:HG	1:I:1201:TRP:CH2	2.09	0.86
1:K:477:GLN:HA	1:K:477:GLN:NE2	1.90	0.86
1:M:500:LEU:HD23	1:M:533:LEU:HD13	1.57	0.86
1:M:922:LEU:CD1	1:M:1241:LEU:HD23	2.04	0.86
1:A:294:ILE:HG21	1:A:324:VAL:CG1	2.06	0.86
1:C:1164:LEU:HD12	1:C:1164:LEU:H	1.40	0.86
1:C:1187:PRO:HG3	1:C:1229:PHE:CD2	2.09	0.86
1:C:716:LEU:HB3	1:C:728:TRP:HB2	1.56	0.86
1:E:1187:PRO:HG3	1:E:1229:PHE:CD2	2.09	0.86

*Continued on next page...*

*Continued from previous page...*

Atom-1	Atom-2	Interatomic distance (Å)	Clash overlap (Å)
1:G:922:LEU:HD12	1:G:1241:LEU:HD23	1.58	0.86
1:G:473:LEU:HD21	1:G:484:TYR:CE1	2.10	0.86
1:K:505:PHE:HZ	1:K:540:VAL:HG11	1.40	0.86
1:A:333:ASP:HB2	1:A:334:PHE:CD1	2.11	0.86
1:A:573:THR:HA	1:A:577:TYR:HD2	1.38	0.86
1:C:473:LEU:HD21	1:C:484:TYR:CE1	2.10	0.86
1:E:1200:LYS:HG3	1:E:1211:GLN:CB	2.05	0.86
1:G:1201:TRP:HE3	1:G:1210:SER:HB3	1.37	0.86
1:G:716:LEU:HB3	1:G:728:TRP:HB2	1.57	0.86
1:I:394:LYS:CB	1:I:434:ARG:HB2	2.04	0.86
1:K:1167:PRO:C	1:K:1202:TRP:NE1	2.27	0.86
1:K:473:LEU:HD21	1:K:484:TYR:CE1	2.10	0.86
1:K:579:GLN:NE2	1:K:579:GLN:O	2.08	0.86
1:A:1240:ILE:HG23	1:A:1241:LEU:N	1.89	0.86
1:A:394:LYS:CB	1:A:434:ARG:HB2	2.04	0.86
1:G:122:ARG:HH21	1:G:126:PHE:HZ	1.24	0.86
1:I:1167:PRO:HA	1:I:1202:TRP:HD1	1.41	0.86
1:I:1149:GLY:CA	1:I:1180:VAL:HG22	2.05	0.86
1:K:1200:LYS:HG3	1:K:1211:GLN:CB	2.05	0.86
1:K:595:LEU:HG	1:K:1201:TRP:CH2	2.09	0.86
1:M:1185:PHE:HD1	1:M:1192:LEU:HG	1.36	0.86
3:R:47:PRO:CA	4:S:45:ARG:CG	2.48	0.86
4:T:52:ARG:HD3	4:U:38:HIS:NE2	1.89	0.86
1:A:922:LEU:HD12	1:A:1241:LEU:HD23	1.57	0.86
2:B:103:ASN:O	2:B:104:GLU:O	1.92	0.86
1:C:1200:LYS:HG3	1:C:1211:GLN:CB	2.05	0.86
1:G:332:ARG:CB	1:G:332:ARG:HH11	1.88	0.86
1:M:639:LEU:HD21	1:M:653:ILE:HD12	1.57	0.86
1:A:595:LEU:CD1	1:A:1201:TRP:CH2	2.59	0.86
1:A:1200:LYS:CB	1:A:1202:TRP:CZ3	2.56	0.86
1:A:473:LEU:CD1	1:A:480:CYS:HB2	2.03	0.86
1:A:881:HIS:HD1	1:A:901:SER:HB3	1.34	0.86
1:C:1200:LYS:CB	1:C:1202:TRP:CZ3	2.56	0.86
1:C:922:LEU:HD12	1:C:1241:LEU:HD23	1.58	0.86
1:E:922:LEU:HD12	1:E:1241:LEU:HD23	1.58	0.86
1:E:639:LEU:HD21	1:E:653:ILE:HD12	1.57	0.86
1:G:473:LEU:CD1	1:G:480:CYS:HB2	2.03	0.86
1:I:1247:LEU:HD12	1:I:1248:GLU:H	1.37	0.86
1:I:158:CYS:HG	1:I:284:SER:HB2	1.06	0.86
1:I:639:LEU:HD21	1:I:653:ILE:HD12	1.57	0.86
1:I:922:LEU:HD12	1:I:1241:LEU:HD23	1.58	0.86

*Continued on next page...*

*Continued from previous page...*

Atom-1	Atom-2	Interatomic distance (Å)	Clash overlap (Å)
1:K:1240:ILE:HG23	1:K:1241:LEU:N	1.89	0.86
1:K:332:ARG:CB	1:K:332:ARG:HH11	1.88	0.86
1:M:1240:ILE:HG23	1:M:1241:LEU:N	1.89	0.86
1:M:477:GLN:NE2	1:M:477:GLN:HA	1.90	0.86
1:C:332:ARG:CB	1:C:332:ARG:HH11	1.88	0.86
1:C:595:LEU:CD1	1:C:1201:TRP:CH2	2.59	0.86
1:E:473:LEU:HD21	1:E:484:TYR:CE1	2.10	0.86
1:E:477:GLN:HA	1:E:477:GLN:NE2	1.90	0.86
1:G:333:ASP:HB2	1:G:334:PHE:CD1	2.11	0.86
1:K:108:SER:O	1:K:111:ARG:HG3	1.76	0.86
1:M:1200:LYS:HG3	1:M:1211:GLN:CB	2.05	0.86
1:A:1164:LEU:HD12	1:A:1164:LEU:H	1.40	0.86
1:A:595:LEU:HB3	1:A:1244:LEU:HB2	1.55	0.86
1:C:108:SER:O	1:C:111:ARG:HG3	1.76	0.86
1:E:1164:LEU:HD12	1:E:1164:LEU:H	1.40	0.86
1:E:231:MET:O	1:E:236:PRO:CA	2.24	0.86
1:K:1200:LYS:HE3	1:K:1211:GLN:HB3	1.11	0.86
1:M:1164:LEU:H	1:M:1164:LEU:HD12	1.40	0.86
1:M:595:LEU:CD1	1:M:1201:TRP:CH2	2.59	0.86
1:A:1247:LEU:HD12	1:A:1248:GLU:H	1.37	0.85
1:A:579:GLN:NE2	1:A:579:GLN:O	2.08	0.85
1:C:520:ALA:CB	1:C:648:GLU:CB	2.53	0.85
1:C:597:TRP:HH2	1:C:603:ILE:CD1	1.89	0.85
1:E:1167:PRO:HA	1:E:1202:TRP:HD1	1.40	0.85
1:E:294:ILE:HG21	1:E:324:VAL:CG1	2.06	0.85
1:E:333:ASP:HB2	1:E:334:PHE:CD1	2.11	0.85
1:E:403:LEU:O	1:E:403:LEU:HD12	1.76	0.85
1:G:1200:LYS:HG3	1:G:1211:GLN:CB	2.05	0.85
1:I:1164:LEU:HD12	1:I:1164:LEU:H	1.40	0.85
1:I:1200:LYS:HG3	1:I:1211:GLN:CB	2.05	0.85
1:K:431:LYS:NZ	1:M:336:ASN:CB	2.38	0.85
1:K:862:TYR:CE1	1:K:881:HIS:HB3	2.11	0.85
1:A:453:LEU:CA	1:A:456:LEU:HD12	2.06	0.85
1:A:473:LEU:HD21	1:A:484:TYR:CE1	2.10	0.85
1:C:477:GLN:NE2	1:C:477:GLN:HA	1.90	0.85
1:I:122:ARG:HH21	1:I:126:PHE:HZ	1.23	0.85
1:I:171:HIS:NE2	1:I:175:GLU:HG3	1.91	0.85
1:I:500:LEU:HD23	1:I:533:LEU:HD13	1.57	0.85
1:I:597:TRP:HH2	1:I:603:ILE:CD1	1.89	0.85
1:K:171:HIS:NE2	1:K:175:GLU:HG3	1.91	0.85
1:K:237:ARG:HG2	1:K:237:ARG:HH11	1.40	0.85

*Continued on next page...*

*Continued from previous page...*

Atom-1	Atom-2	Interatomic distance (Å)	Clash overlap (Å)
1:K:597:TRP:HH2	1:K:603:ILE:CD1	1.89	0.85
1:M:862:TYR:CE1	1:M:881:HIS:HB3	2.11	0.85
1:A:108:SER:O	1:A:111:ARG:HG3	1.76	0.85
1:A:1185:PHE:HD1	1:A:1192:LEU:HG	1.36	0.85
1:A:1176:HIS:CB	1:A:1218:THR:HG21	2.05	0.85
1:A:923:LYS:CB	1:A:940:VAL:CG2	2.54	0.85
1:C:333:ASP:HB2	1:C:334:PHE:CD1	2.11	0.85
1:E:595:LEU:CD1	1:E:1201:TRP:CH2	2.59	0.85
1:E:1201:TRP:HE3	1:E:1210:SER:HB3	1.37	0.85
1:E:332:ARG:CB	1:E:332:ARG:HH11	1.89	0.85
1:E:597:TRP:HH2	1:E:603:ILE:CD1	1.89	0.85
1:G:595:LEU:CD1	1:G:1201:TRP:CH2	2.59	0.85
1:M:456:LEU:O	1:M:459:LYS:N	2.08	0.85
1:A:477:GLN:HA	1:A:477:GLN:NE2	1.90	0.85
1:A:862:TYR:CE1	1:A:881:HIS:HB3	2.11	0.85
1:C:473:LEU:CD1	1:C:480:CYS:HB2	2.03	0.85
1:E:923:LYS:CB	1:E:940:VAL:CG2	2.53	0.85
1:G:1240:ILE:HG23	1:G:1241:LEU:N	1.89	0.85
1:K:595:LEU:CD1	1:K:1201:TRP:CH2	2.59	0.85
1:M:108:SER:O	1:M:111:ARG:HG3	1.76	0.85
1:M:294:ILE:HG21	1:M:324:VAL:CG1	2.06	0.85
1:E:456:LEU:O	1:E:459:LYS:N	2.08	0.85
1:E:579:GLN:O	1:E:579:GLN:NE2	2.08	0.85
1:G:500:LEU:HD23	1:G:533:LEU:HD13	1.57	0.85
1:I:431:LYS:NZ	1:K:336:ASN:CB	2.38	0.85
1:M:597:TRP:HH2	1:M:603:ILE:CD1	1.89	0.85
3:R:79:GLY:HA3	4:V:65:ARG:NH2	1.90	0.85
1:A:597:TRP:HH2	1:A:603:ILE:CD1	1.89	0.85
2:D:17:CYS:SG	7:D:201:HEM:C3C	2.70	0.85
1:G:403:LEU:HD12	1:G:403:LEU:O	1.77	0.85
1:I:294:ILE:HG21	1:I:324:VAL:CG1	2.06	0.85
1:M:1176:HIS:CB	1:M:1218:THR:HG21	2.06	0.85
1:M:333:ASP:HB2	1:M:334:PHE:CD1	2.11	0.85
1:M:473:LEU:HD21	1:M:484:TYR:CE1	2.10	0.85
1:M:579:GLN:NE2	1:M:579:GLN:O	2.08	0.85
1:C:862:TYR:CE1	1:C:881:HIS:HB3	2.11	0.85
1:G:237:ARG:HG2	1:G:237:ARG:HH11	1.40	0.85
1:G:294:ILE:HG21	1:G:324:VAL:CG1	2.06	0.85
1:G:639:LEU:HD21	1:G:653:ILE:HD12	1.57	0.85
1:K:639:LEU:HD23	1:K:653:ILE:CD1	2.07	0.85
1:M:171:HIS:NE2	1:M:175:GLU:HG3	1.91	0.85

*Continued on next page...*

*Continued from previous page...*

Atom-1	Atom-2	Interatomic distance (Å)	Clash overlap (Å)
1:M:332:ARG:CB	1:M:332:ARG:HH11	1.88	0.85
1:M:364:LEU:HD11	1:M:368:MET:HE1	1.58	0.85
1:M:473:LEU:CD1	1:M:480:CYS:HB2	2.03	0.85
1:A:1200:LYS:HG3	1:A:1211:GLN:CB	2.05	0.85
1:C:923:LYS:CB	1:C:940:VAL:CG2	2.54	0.85
2:L:17:CYS:SG	7:L:201:HEM:C3C	2.70	0.85
1:M:639:LEU:HD23	1:M:653:ILE:CD1	2.07	0.85
1:A:332:ARG:HH11	1:A:332:ARG:CB	1.88	0.85
1:A:500:LEU:HD23	1:A:533:LEU:HD13	1.57	0.85
1:A:639:LEU:HD23	1:A:653:ILE:CD1	2.07	0.85
2:B:17:CYS:SG	7:B:201:HEM:C3C	2.70	0.85
1:C:505:PHE:HZ	1:C:540:VAL:HG11	1.41	0.85
1:E:108:SER:O	1:E:111:ARG:HG3	1.76	0.85
1:E:505:PHE:HZ	1:E:540:VAL:HG11	1.40	0.85
1:I:332:ARG:HH11	1:I:332:ARG:CB	1.89	0.85
1:I:520:ALA:CB	1:I:648:GLU:CB	2.53	0.85
1:K:333:ASP:HB2	1:K:334:PHE:CD1	2.11	0.85
1:M:1201:TRP:HE3	1:M:1210:SER:HB3	1.37	0.85
1:M:1167:PRO:C	1:M:1202:TRP:NE1	2.27	0.85
1:A:336:ASN:CB	1:M:431:LYS:NZ	2.38	0.85
1:C:171:HIS:NE2	1:C:175:GLU:HG3	1.91	0.85
1:C:639:LEU:HD23	1:C:653:ILE:CD1	2.07	0.85
1:E:1176:HIS:CB	1:E:1218:THR:HG21	2.06	0.85
1:E:236:PRO:CG	3:O:3:ALA:HB1	2.05	0.85
1:G:597:TRP:HH2	1:G:603:ILE:CD1	1.89	0.85
1:G:862:TYR:CE1	1:G:881:HIS:HB3	2.11	0.85
1:K:294:ILE:HG21	1:K:324:VAL:CG1	2.05	0.85
1:M:453:LEU:CA	1:M:456:LEU:HD12	2.06	0.85
1:A:520:ALA:CB	1:A:648:GLU:CB	2.53	0.84
1:A:844:GLN:OE1	1:A:884:TRP:NE1	2.10	0.84
1:C:403:LEU:O	1:C:403:LEU:HD12	1.76	0.84
1:G:1200:LYS:O	1:G:1202:TRP:HE3	1.60	0.84
2:N:17:CYS:SG	7:N:201:HEM:C3C	2.70	0.84
3:O:48:THR:CG2	3:P:41:GLU:OE2	2.25	0.84
1:A:237:ARG:HG2	1:A:237:ARG:HH11	1.40	0.84
3:Q:27:ASP:OD2	4:T:17:VAL:HG21	1.76	0.84
1:A:137:GLN:HB3	3:W:6:ARG:NH2	1.92	0.84
1:C:1167:PRO:HA	1:C:1202:TRP:HD1	1.41	0.84
1:E:1149:GLY:HA2	1:E:1180:VAL:CG2	2.07	0.84
1:G:1200:LYS:HE3	1:G:1211:GLN:CG	2.07	0.84
1:G:431:LYS:NZ	1:I:336:ASN:CB	2.38	0.84

*Continued on next page...*

*Continued from previous page...*

Atom-1	Atom-2	Interatomic distance (Å)	Clash overlap (Å)
2:H:17:CYS:SG	7:H:201:HEM:C3C	2.70	0.84
1:I:333:ASP:HB2	1:I:334:PHE:CD1	2.11	0.84
1:I:403:LEU:O	1:I:403:LEU:HD12	1.77	0.84
1:I:595:LEU:HG	1:I:1201:TRP:HH2	1.42	0.84
1:I:844:GLN:OE1	1:I:884:TRP:NE1	2.11	0.84
1:K:403:LEU:O	1:K:403:LEU:HD12	1.76	0.84
1:M:237:ARG:HG2	1:M:237:ARG:HH11	1.40	0.84
3:O:79:GLY:HA3	4:S:65:ARG:HH22	0.77	0.84
1:E:1200:LYS:O	1:E:1202:TRP:HE3	1.60	0.84
1:E:716:LEU:HB3	1:E:728:TRP:HB2	1.56	0.84
1:E:862:TYR:CE1	1:E:881:HIS:HB3	2.11	0.84
1:G:595:LEU:HG	1:G:1201:TRP:HH2	1.42	0.84
1:K:1201:TRP:HE3	1:K:1210:SER:HB3	1.37	0.84
1:K:453:LEU:CA	1:K:456:LEU:HD12	2.06	0.84
1:M:394:LYS:CB	1:M:434:ARG:HB2	2.04	0.84
1:M:505:PHE:HZ	1:M:540:VAL:HG11	1.40	0.84
1:M:595:LEU:HD11	1:M:1201:TRP:HZ2	0.76	0.84
1:G:844:GLN:OE1	1:G:884:TRP:NE1	2.10	0.84
1:I:1200:LYS:O	1:I:1202:TRP:HE3	1.60	0.84
1:I:505:PHE:HZ	1:I:540:VAL:HG11	1.40	0.84
1:I:558:GLN:O	1:I:560:PHE:N	2.11	0.84
1:M:614:HIS:CE1	1:M:640:GLN:HG3	2.12	0.84
1:M:922:LEU:HD12	1:M:1241:LEU:HD23	1.57	0.84
1:A:171:HIS:NE2	1:A:175:GLU:HG3	1.91	0.84
1:C:1149:GLY:CA	1:C:1180:VAL:HG22	2.08	0.84
1:G:1167:PRO:HA	1:G:1202:TRP:HD1	1.40	0.84
1:G:477:GLN:NE2	1:G:477:GLN:HA	1.90	0.84
1:I:322:LEU:O	1:I:322:LEU:HD22	1.77	0.84
1:I:639:LEU:HD23	1:I:653:ILE:CD1	2.07	0.84
1:I:716:LEU:HB3	1:I:728:TRP:HB2	1.57	0.84
1:K:394:LYS:CB	1:K:434:ARG:HB2	2.04	0.84
1:K:923:LYS:CB	1:K:940:VAL:CG2	2.54	0.84
3:O:24:TYR:CE2	4:S:38:HIS:CB	2.54	0.84
1:A:1200:LYS:HE3	1:A:1211:GLN:CG	2.07	0.84
1:C:844:GLN:OE1	1:C:884:TRP:NE1	2.10	0.84
1:E:171:HIS:NE2	1:E:175:GLU:HG3	1.91	0.84
1:E:882:LEU:CB	1:E:1237:ASN:HD21	1.88	0.84
1:G:108:SER:O	1:G:111:ARG:HG3	1.76	0.84
1:G:171:HIS:NE2	1:G:175:GLU:HG3	1.91	0.84
1:I:284:SER:O	1:I:438:HIS:HE1	1.61	0.84
1:K:122:ARG:HH21	1:K:126:PHE:HZ	1.23	0.84

*Continued on next page...*

*Continued from previous page...*

Atom-1	Atom-2	Interatomic distance (Å)	Clash overlap (Å)
1:M:322:LEU:HD22	1:M:322:LEU:O	1.77	0.84
1:M:844:GLN:OE1	1:M:884:TRP:NE1	2.10	0.84
1:A:558:GLN:O	1:A:560:PHE:N	2.11	0.84
1:C:322:LEU:O	1:C:322:LEU:HD22	1.77	0.84
1:C:284:SER:O	1:C:438:HIS:HE1	1.61	0.84
1:I:108:SER:O	1:I:111:ARG:HG3	1.76	0.84
1:I:595:LEU:CD1	1:I:1201:TRP:CH2	2.59	0.84
1:K:322:LEU:HD22	1:K:322:LEU:O	1.77	0.84
1:K:614:HIS:CE1	1:K:640:GLN:HG3	2.12	0.84
1:A:505:PHE:HZ	1:A:540:VAL:HG11	1.41	0.84
1:C:525:GLU:O	1:C:528:GLU:CG	2.26	0.84
1:E:614:HIS:CE1	1:E:640:GLN:HG3	2.12	0.84
1:G:1176:HIS:CB	1:G:1218:THR:HG21	2.08	0.84
1:G:453:LEU:CA	1:G:456:LEU:HD12	2.06	0.84
1:E:1200:LYS:HE3	1:E:1211:GLN:CG	2.08	0.84
1:E:639:LEU:HD23	1:E:653:ILE:CD1	2.07	0.84
2:F:17:CYS:SG	7:F:201:HEM:C3C	2.70	0.84
1:G:505:PHE:HZ	1:G:540:VAL:HG11	1.40	0.84
1:I:1167:PRO:CA	1:I:1202:TRP:HE1	1.81	0.84
1:K:1167:PRO:CA	1:K:1202:TRP:HE1	1.81	0.84
1:K:510:ILE:O	1:K:514:THR:OG1	1.96	0.84
1:K:844:GLN:OE1	1:K:884:TRP:NE1	2.10	0.84
1:K:922:LEU:HD12	1:K:1241:LEU:HD23	1.58	0.84
1:M:284:SER:O	1:M:438:HIS:HE1	1.61	0.84
3:O:19:ASP:O	4:S:64:THR:CB	2.25	0.84
1:A:525:GLU:O	1:A:528:GLU:CG	2.26	0.83
1:E:453:LEU:CA	1:E:456:LEU:HD12	2.06	0.83
1:E:862:TYR:HE2	1:E:881:HIS:H	0.97	0.83
1:G:1203:ASN:H	1:G:1208:GLU:HA	1.43	0.83
2:J:17:CYS:SG	7:J:201:HEM:C3C	2.70	0.83
1:K:500:LEU:CD2	1:K:532:ILE:HG12	2.08	0.83
1:A:403:LEU:O	1:A:403:LEU:HD12	1.77	0.83
1:E:1179:TRP:HA	1:E:1179:TRP:CE3	2.13	0.83
1:G:883:SER:OG	1:G:902:ASP:CB	2.26	0.83
1:I:604:THR:H	1:I:1240:ILE:HD13	1.43	0.83
1:K:284:SER:O	1:K:438:HIS:HE1	1.61	0.83
1:M:403:LEU:O	1:M:403:LEU:HD12	1.77	0.83
1:M:883:SER:OG	1:M:902:ASP:CB	2.26	0.83
4:T:13:ARG:HD2	4:T:59:ILE:HD11	1.58	0.83
1:A:614:HIS:CE1	1:A:640:GLN:HG3	2.13	0.83
1:C:882:LEU:CB	1:C:1237:ASN:HD21	1.88	0.83

*Continued on next page...*

*Continued from previous page...*

Atom-1	Atom-2	Interatomic distance (Å)	Clash overlap (Å)
1:C:614:HIS:CE1	1:C:640:GLN:HG3	2.13	0.83
1:C:883:SER:OG	1:C:902:ASP:CB	2.26	0.83
1:E:284:SER:O	1:E:438:HIS:HE1	1.61	0.83
1:E:322:LEU:HD22	1:E:322:LEU:O	1.78	0.83
1:G:284:SER:O	1:G:438:HIS:HE1	1.61	0.83
1:G:505:PHE:CZ	1:G:540:VAL:HG11	2.14	0.83
1:I:364:LEU:O	1:I:364:LEU:HD13	1.78	0.83
1:I:614:HIS:CE1	1:I:640:GLN:HG3	2.12	0.83
1:K:558:GLN:O	1:K:560:PHE:N	2.11	0.83
1:E:1203:ASN:H	1:E:1208:GLU:HA	1.43	0.83
1:E:525:GLU:O	1:E:528:GLU:CG	2.26	0.83
1:G:453:LEU:HD12	1:G:454:GLN:N	1.94	0.83
1:I:862:TYR:CE1	1:I:881:HIS:HB3	2.11	0.83
1:K:1200:LYS:HE3	1:K:1211:GLN:CG	2.08	0.83
1:K:1176:HIS:CB	1:K:1218:THR:HG21	2.08	0.83
2:N:33:HIS:HE1	2:N:104:GLU:O	1.62	0.83
1:A:595:LEU:HG	1:A:1201:TRP:HH2	1.41	0.83
1:C:1200:LYS:HE3	1:C:1211:GLN:CG	2.07	0.83
1:G:1149:GLY:HA2	1:G:1180:VAL:CG2	2.07	0.83
1:G:639:LEU:HD23	1:G:653:ILE:CD1	2.07	0.83
1:I:500:LEU:CD2	1:I:532:ILE:HG12	2.08	0.83
1:I:505:PHE:CZ	1:I:540:VAL:HG11	2.14	0.83
1:M:1200:LYS:HE3	1:M:1211:GLN:CG	2.08	0.83
1:M:500:LEU:CD2	1:M:532:ILE:HG12	2.08	0.83
1:A:364:LEU:HD13	1:A:364:LEU:O	1.78	0.83
1:A:883:SER:OG	1:A:902:ASP:CB	2.26	0.83
1:C:453:LEU:HD12	1:C:454:GLN:N	1.94	0.83
1:C:505:PHE:CZ	1:C:540:VAL:HG11	2.14	0.83
1:E:565:GLN:NE2	1:E:568:LEU:HD11	1.94	0.83
2:H:33:HIS:HE1	2:H:104:GLU:O	1.62	0.83
1:I:923:LYS:CB	1:I:940:VAL:CG2	2.54	0.83
2:J:33:HIS:HE1	2:J:104:GLU:O	1.61	0.83
2:L:33:HIS:HE1	2:L:104:GLU:O	1.62	0.83
1:G:209:ASP:CG	3:O:62:LYS:HE3	1.99	0.83
1:A:1203:ASN:H	1:A:1208:GLU:HA	1.43	0.83
1:A:845:TYR:OH	1:A:888:VAL:O	1.97	0.83
1:G:1176:HIS:HB2	1:G:1218:THR:CB	2.09	0.83
1:G:520:ALA:CB	1:G:648:GLU:CB	2.53	0.83
1:K:525:GLU:O	1:K:528:GLU:CG	2.26	0.83
1:K:565:GLN:NE2	1:K:568:LEU:HD11	1.94	0.83
1:M:1181:THR:HG21	1:M:1221:LYS:HA	1.61	0.83

*Continued on next page...*



*Continued from previous page...*

Atom-1	Atom-2	Interatomic distance (Å)	Clash overlap (Å)
1:M:845:TYR:OH	1:M:888:VAL:O	1.97	0.83
1:A:1176:HIS:HB2	1:A:1218:THR:CB	2.08	0.83
1:A:322:LEU:O	1:A:322:LEU:HD22	1.77	0.83
1:A:505:PHE:CZ	1:A:540:VAL:HG11	2.14	0.83
1:C:948:LEU:HD12	1:C:957:ASP:CG	1.99	0.83
1:E:364:LEU:O	1:E:364:LEU:HD13	1.78	0.83
1:E:453:LEU:HD12	1:E:454:GLN:N	1.94	0.83
1:E:505:PHE:CZ	1:E:540:VAL:HG11	2.14	0.83
1:E:510:ILE:O	1:E:514:THR:OG1	1.96	0.83
1:E:883:SER:OG	1:E:902:ASP:CB	2.26	0.83
1:I:1176:HIS:CB	1:I:1218:THR:HG21	2.08	0.83
1:I:883:SER:OG	1:I:902:ASP:CB	2.26	0.83
1:K:604:THR:H	1:K:1240:ILE:HD13	1.44	0.83
1:K:591:GLY:O	1:K:592:MET:HB2	1.79	0.83
1:K:883:SER:OG	1:K:902:ASP:CB	2.26	0.83
1:A:1200:LYS:O	1:A:1202:TRP:HE3	1.60	0.83
1:C:1176:HIS:HB2	1:C:1218:THR:CB	2.08	0.83
2:D:33:HIS:HE1	2:D:104:GLU:O	1.61	0.83
1:E:604:THR:H	1:E:1240:ILE:HD13	1.43	0.83
1:E:558:GLN:O	1:E:560:PHE:N	2.11	0.83
2:F:33:HIS:HE1	2:F:104:GLU:O	1.61	0.83
1:G:604:THR:H	1:G:1240:ILE:HD13	1.44	0.83
1:I:1200:LYS:HE3	1:I:1211:GLN:CG	2.08	0.83
1:I:636:ASP:O	1:I:637:LYS:HD2	1.79	0.83
1:M:999:ARG:NH2	1:M:1000:PHE:O	2.12	0.83
1:M:1179:TRP:HA	1:M:1179:TRP:CE3	2.14	0.83
1:A:1149:GLY:CA	1:A:1180:VAL:HG22	2.08	0.83
1:A:1181:THR:HG21	1:A:1221:LYS:HA	1.61	0.83
2:B:33:HIS:HE1	2:B:104:GLU:O	1.62	0.83
1:G:500:LEU:CD2	1:G:532:ILE:HG12	2.09	0.83
1:K:636:ASP:O	1:K:637:LYS:HD2	1.79	0.83
1:K:639:LEU:HG	1:K:653:ILE:CG2	2.09	0.83
1:M:1200:LYS:O	1:M:1202:TRP:HE3	1.60	0.83
1:M:558:GLN:O	1:M:560:PHE:N	2.11	0.83
1:M:636:ASP:O	1:M:637:LYS:HD2	1.79	0.83
1:M:923:LYS:CB	1:M:940:VAL:CG2	2.54	0.83
1:E:999:ARG:NH2	1:E:1000:PHE:O	2.12	0.82
1:G:510:ILE:O	1:G:514:THR:OG1	1.96	0.82
1:G:639:LEU:HG	1:G:653:ILE:CG2	2.09	0.82
1:I:603:ILE:HD13	1:I:1242:TYR:HE1	1.44	0.82
1:K:505:PHE:CZ	1:K:540:VAL:HG11	2.14	0.82

*Continued on next page...*

*Continued from previous page...*

Atom-1	Atom-2	Interatomic distance (Å)	Clash overlap (Å)
3:Q:28:HIS:HA	4:T:14:LEU:CG	2.06	0.82
1:A:604:THR:H	1:A:1240:ILE:HD13	1.44	0.82
1:A:453:LEU:HD12	1:A:454:GLN:N	1.94	0.82
1:C:510:ILE:O	1:C:514:THR:OG1	1.96	0.82
1:E:500:LEU:CD2	1:E:532:ILE:HG12	2.09	0.82
1:E:591:GLY:O	1:E:592:MET:HB2	1.79	0.82
1:E:844:GLN:OE1	1:E:884:TRP:NE1	2.11	0.82
1:K:1185:PHE:HD1	1:K:1192:LEU:HG	1.36	0.82
1:K:1200:LYS:O	1:K:1202:TRP:HE3	1.60	0.82
1:K:520:ALA:CB	1:K:648:GLU:CB	2.53	0.82
1:M:639:LEU:HG	1:M:653:ILE:CG2	2.09	0.82
1:C:1203:ASN:H	1:C:1208:GLU:HA	1.43	0.82
1:C:122:ARG:HH21	1:C:126:PHE:HZ	1.23	0.82
1:G:322:LEU:O	1:G:322:LEU:HD22	1.77	0.82
1:G:298:PHE:CD2	1:G:328:GLY:HA3	2.15	0.82
1:G:636:ASP:O	1:G:637:LYS:HD2	1.79	0.82
1:M:505:PHE:CZ	1:M:540:VAL:HG11	2.14	0.82
1:M:565:GLN:NE2	1:M:568:LEU:HD11	1.94	0.82
3:O:24:TYR:HE2	4:S:38:HIS:CB	1.92	0.82
1:A:298:PHE:CD2	1:A:328:GLY:HA3	2.15	0.82
1:A:565:GLN:NE2	1:A:568:LEU:HD11	1.94	0.82
1:C:364:LEU:O	1:C:364:LEU:HD13	1.78	0.82
1:C:999:ARG:NH2	1:C:1000:PHE:O	2.12	0.82
1:G:558:GLN:O	1:G:560:PHE:N	2.11	0.82
1:G:591:GLY:O	1:G:592:MET:HB2	1.79	0.82
1:G:614:HIS:CE1	1:G:640:GLN:HG3	2.12	0.82
1:G:845:TYR:OH	1:G:888:VAL:O	1.97	0.82
1:I:453:LEU:HD12	1:I:454:GLN:N	1.94	0.82
1:K:1203:ASN:H	1:K:1208:GLU:HA	1.43	0.82
1:K:948:LEU:HD12	1:K:957:ASP:CG	1.99	0.82
1:G:565:GLN:NE2	1:G:568:LEU:HD11	1.94	0.82
1:I:1185:PHE:HD1	1:I:1192:LEU:HG	1.36	0.82
1:I:525:GLU:O	1:I:528:GLU:CG	2.26	0.82
1:I:948:LEU:HD12	1:I:957:ASP:CG	1.99	0.82
1:K:1181:THR:HG21	1:K:1221:LYS:HA	1.61	0.82
1:M:364:LEU:O	1:M:364:LEU:HD13	1.78	0.82
1:M:948:LEU:HD12	1:M:957:ASP:CG	2.00	0.82
1:A:510:ILE:O	1:A:514:THR:OG1	1.96	0.82
1:A:999:ARG:NH2	1:A:1000:PHE:O	2.12	0.82
1:C:558:GLN:O	1:C:560:PHE:N	2.11	0.82
1:C:639:LEU:HG	1:C:653:ILE:CG2	2.09	0.82

*Continued on next page...*

*Continued from previous page...*

Atom-1	Atom-2	Interatomic distance (Å)	Clash overlap (Å)
1:I:999:ARG:NH2	1:I:1000:PHE:O	2.12	0.82
1:K:595:LEU:HG	1:K:1201:TRP:HH2	1.42	0.82
1:M:1203:ASN:H	1:M:1208:GLU:HA	1.43	0.82
1:M:298:PHE:CD2	1:M:328:GLY:HA3	2.15	0.82
1:A:1232:TYR:OH	1:A:1234:THR:HB	1.80	0.82
1:C:1176:HIS:CB	1:C:1218:THR:HG21	2.08	0.82
1:E:298:PHE:CD2	1:E:328:GLY:HA3	2.14	0.82
1:E:592:MET:HB3	1:E:594:TYR:CE1	2.15	0.82
1:E:639:LEU:HG	1:E:653:ILE:CG2	2.09	0.82
1:I:453:LEU:CA	1:I:456:LEU:HD12	2.06	0.82
1:I:592:MET:HB3	1:I:594:TYR:CE1	2.15	0.82
1:I:639:LEU:HG	1:I:653:ILE:CG2	2.09	0.82
1:K:999:ARG:NH2	1:K:1000:PHE:O	2.12	0.82
1:A:500:LEU:CD2	1:A:532:ILE:HG12	2.09	0.82
1:A:639:LEU:HG	1:A:653:ILE:CG2	2.09	0.82
1:E:729:ASP:HB2	1:E:736:ARG:HB2	1.62	0.82
1:G:1179:TRP:HA	1:G:1179:TRP:CE3	2.13	0.82
1:G:592:MET:HB3	1:G:594:TYR:CE1	2.15	0.82
1:G:603:ILE:HD13	1:G:1242:TYR:HE1	1.44	0.82
1:I:565:GLN:NE2	1:I:568:LEU:HD11	1.94	0.82
1:K:1167:PRO:HA	1:K:1202:TRP:HD1	1.41	0.82
1:K:298:PHE:CD2	1:K:328:GLY:HA3	2.15	0.82
1:K:364:LEU:HD13	1:K:364:LEU:O	1.78	0.82
1:K:592:MET:HB3	1:K:594:TYR:CE1	2.15	0.82
1:K:845:TYR:OH	1:K:888:VAL:O	1.97	0.82
1:M:525:GLU:O	1:M:528:GLU:CG	2.26	0.82
1:A:174:LEU:HD23	1:A:175:GLU:N	1.95	0.82
1:C:1181:THR:HG21	1:C:1221:LYS:HA	1.61	0.82
1:C:592:MET:HB3	1:C:594:TYR:CE1	2.15	0.82
1:M:174:LEU:HD23	1:M:175:GLU:N	1.95	0.82
1:M:603:ILE:HD13	1:M:1242:TYR:HE1	1.44	0.82
1:C:1200:LYS:HE3	1:C:1211:GLN:HB3	1.11	0.82
1:C:595:LEU:HG	1:C:1201:TRP:HH2	1.41	0.82
1:E:122:ARG:CZ	1:E:126:PHE:CZ	2.63	0.82
1:I:510:ILE:O	1:I:514:THR:OG1	1.96	0.82
1:I:639:LEU:HD23	1:I:653:ILE:HD12	1.62	0.82
1:I:845:TYR:OH	1:I:888:VAL:O	1.97	0.82
3:Q:24:TYR:HA	4:T:52:ARG:HH21	1.44	0.82
1:A:948:LEU:HD12	1:A:957:ASP:CG	1.99	0.81
1:C:171:HIS:CD2	1:C:175:GLU:CB	2.63	0.81
1:C:298:PHE:CD2	1:C:328:GLY:HA3	2.14	0.81

*Continued on next page...*

*Continued from previous page...*

Atom-1	Atom-2	Interatomic distance (Å)	Clash overlap (Å)
1:E:636:ASP:O	1:E:637:LYS:HD2	1.79	0.81
1:E:948:LEU:HD12	1:E:957:ASP:CG	1.99	0.81
1:G:1181:THR:HG21	1:G:1221:LYS:HA	1.61	0.81
1:I:171:HIS:CD2	1:I:175:GLU:CB	2.63	0.81
1:I:174:LEU:HD23	1:I:175:GLU:N	1.95	0.81
1:K:1232:TYR:OH	1:K:1234:THR:HB	1.80	0.81
1:K:595:LEU:HD11	1:K:1201:TRP:HZ2	0.76	0.81
1:C:565:GLN:NE2	1:C:568:LEU:HD11	1.94	0.81
1:G:1233:VAL:CG1	1:G:1243:ILE:HG12	2.10	0.81
1:G:174:LEU:HD23	1:G:175:GLU:N	1.95	0.81
1:G:525:GLU:O	1:G:528:GLU:CG	2.26	0.81
1:G:729:ASP:HB2	1:G:736:ARG:HB2	1.62	0.81
1:K:174:LEU:HD23	1:K:175:GLU:N	1.95	0.81
1:M:1232:TYR:OH	1:M:1234:THR:HB	1.80	0.81
1:A:603:ILE:HD13	1:A:1242:TYR:HE1	1.44	0.81
1:A:361:TYR:HE2	1:A:370:ILE:HG13	1.46	0.81
1:C:122:ARG:CZ	1:C:126:PHE:CZ	2.64	0.81
1:C:636:ASP:O	1:C:637:LYS:HD2	1.79	0.81
1:E:1176:HIS:HB2	1:E:1218:THR:CB	2.11	0.81
1:I:1233:VAL:CG1	1:I:1243:ILE:HG12	2.10	0.81
1:I:298:PHE:CD2	1:I:328:GLY:HA3	2.15	0.81
1:K:453:LEU:HD12	1:K:454:GLN:N	1.94	0.81
1:K:500:LEU:HD23	1:K:533:LEU:CD1	2.10	0.81
1:C:174:LEU:HD23	1:C:175:GLU:N	1.95	0.81
1:C:374:MET:CE	1:C:374:MET:HA	2.10	0.81
1:C:500:LEU:CD2	1:C:532:ILE:HG12	2.09	0.81
1:C:591:GLY:O	1:C:592:MET:HB2	1.79	0.81
1:C:729:ASP:HB2	1:C:736:ARG:HB2	1.62	0.81
1:E:174:LEU:HD23	1:E:175:GLU:N	1.95	0.81
1:E:639:LEU:HD23	1:E:653:ILE:HD12	1.62	0.81
1:K:374:MET:CE	1:K:374:MET:HA	2.10	0.81
1:K:639:LEU:HD23	1:K:653:ILE:HD12	1.62	0.81
1:M:1167:PRO:CA	1:M:1202:TRP:HE1	1.81	0.81
1:E:374:MET:CE	1:E:374:MET:HA	2.10	0.81
1:G:1167:PRO:CA	1:G:1202:TRP:HE1	1.81	0.81
1:G:999:ARG:NH2	1:G:1000:PHE:O	2.12	0.81
1:I:1149:GLY:HA2	1:I:1180:VAL:CG2	2.09	0.81
1:I:374:MET:HA	1:I:374:MET:CE	2.10	0.81
1:M:595:LEU:HG	1:M:1201:TRP:HH2	1.42	0.81
1:E:171:HIS:CD2	1:E:175:GLU:CB	2.63	0.81
1:E:595:LEU:HG	1:E:1201:TRP:HH2	1.41	0.81

*Continued on next page...*

*Continued from previous page...*

Atom-1	Atom-2	Interatomic distance (Å)	Clash overlap (Å)
1:G:122:ARG:CZ	1:G:126:PHE:CZ	2.64	0.81
1:G:171:HIS:CD2	1:G:175:GLU:CB	2.63	0.81
1:K:729:ASP:HB2	1:K:736:ARG:HB2	1.62	0.81
1:M:500:LEU:HD23	1:M:533:LEU:CD1	2.10	0.81
1:A:1199:ILE:CD1	1:A:1232:TYR:HE2	1.94	0.81
1:A:284:SER:O	1:A:438:HIS:HE1	1.61	0.81
1:C:159:GLY:HA2	5:C:1301:DTP:O1A	1.81	0.81
1:C:453:LEU:CA	1:C:456:LEU:HD12	2.06	0.81
1:C:604:THR:H	1:C:1240:ILE:HD13	1.43	0.81
1:C:657:GLU:HG2	1:C:680:LYS:HZ2	1.46	0.81
1:G:364:LEU:HD13	1:G:364:LEU:O	1.78	0.81
1:I:1179:TRP:HA	1:I:1179:TRP:CE3	2.14	0.81
7:L:201:HEM:CMC	7:L:201:HEM:HBC2	2.11	0.81
1:M:510:ILE:O	1:M:514:THR:OG1	1.96	0.81
1:C:1199:ILE:CD1	1:C:1232:TYR:HE2	1.94	0.81
1:C:845:TYR:OH	1:C:888:VAL:O	1.97	0.81
1:E:603:ILE:HD13	1:E:1242:TYR:HE1	1.44	0.81
1:E:500:LEU:HD23	1:E:533:LEU:CD1	2.10	0.81
1:I:1151:ILE:H	1:I:1167:PRO:HD2	1.46	0.81
1:I:1176:HIS:HB2	1:I:1218:THR:CB	2.09	0.81
1:I:1232:TYR:OH	1:I:1234:THR:HB	1.80	0.81
1:I:477:GLN:HA	1:I:477:GLN:NE2	1.90	0.81
1:M:1017:THR:HA	1:M:1031:ASN:HA	1.63	0.81
1:M:591:GLY:O	1:M:592:MET:HB2	1.79	0.81
1:E:236:PRO:HB2	3:O:3:ALA:HB1	1.62	0.81
1:E:845:TYR:OH	1:E:888:VAL:O	1.97	0.81
1:G:374:MET:HA	1:G:374:MET:CE	2.10	0.81
1:G:883:SER:HB2	1:G:902:ASP:HB3	1.63	0.81
1:K:1176:HIS:HB2	1:K:1218:THR:CB	2.09	0.81
1:M:171:HIS:CD2	1:M:175:GLU:CB	2.63	0.81
1:M:453:LEU:HD12	1:M:454:GLN:N	1.94	0.81
1:M:592:MET:HB3	1:M:594:TYR:CE1	2.15	0.81
1:A:374:MET:HA	1:A:374:MET:CE	2.11	0.81
1:A:500:LEU:HD23	1:A:533:LEU:CD1	2.10	0.81
7:B:201:HEM:CMC	7:B:201:HEM:HBC2	2.11	0.81
1:C:1151:ILE:H	1:C:1167:PRO:HD2	1.46	0.81
1:E:1199:ILE:CD1	1:E:1232:TYR:HE2	1.94	0.81
1:E:595:LEU:CG	1:E:1201:TRP:CH2	2.64	0.81
1:E:361:TYR:HE2	1:E:370:ILE:HG13	1.46	0.81
1:G:1232:TYR:OH	1:G:1234:THR:HB	1.80	0.81
1:G:923:LYS:CB	1:G:940:VAL:CG2	2.54	0.81

*Continued on next page...*

*Continued from previous page...*

Atom-1	Atom-2	Interatomic distance (Å)	Clash overlap (Å)
1:G:948:LEU:HD12	1:G:957:ASP:CG	1.99	0.81
1:K:361:TYR:HE2	1:K:370:ILE:HG13	1.46	0.81
1:M:1233:VAL:CG1	1:M:1243:ILE:HG12	2.10	0.81
1:M:122:ARG:CZ	1:M:126:PHE:CZ	2.64	0.81
1:M:361:TYR:CE2	1:M:370:ILE:HG13	2.16	0.81
1:I:862:TYR:CZ	1:I:881:HIS:CA	2.64	0.81
1:K:860:SER:O	1:K:861:GLN:CG	2.29	0.81
1:A:1233:VAL:CG1	1:A:1243:ILE:HG12	2.11	0.80
1:A:171:HIS:CD2	1:A:175:GLU:CB	2.63	0.80
1:A:592:MET:HB3	1:A:594:TYR:CE1	2.15	0.80
1:A:636:ASP:O	1:A:637:LYS:HD2	1.79	0.80
1:A:729:ASP:HB2	1:A:736:ARG:HB2	1.62	0.80
1:C:1240:ILE:CG2	1:C:1241:LEU:N	2.44	0.80
1:E:1201:TRP:HB2	1:E:1210:SER:O	1.81	0.80
7:F:201:HEM:CMC	7:F:201:HEM:HBC2	2.11	0.80
1:G:1218:THR:CG2	1:G:1219:ASN:N	2.45	0.80
1:I:1203:ASN:H	1:I:1208:GLU:HA	1.43	0.80
1:I:595:LEU:CG	1:I:1201:TRP:CH2	2.64	0.80
1:I:520:ALA:CB	1:I:648:GLU:CA	2.60	0.80
1:K:1212:THR:HG23	1:K:1213:PHE:H	1.47	0.80
1:K:122:ARG:CZ	1:K:126:PHE:CZ	2.64	0.80
1:K:146:GLU:OE1	1:K:147:PRO:CD	2.29	0.80
1:K:171:HIS:CD2	1:K:175:GLU:CB	2.63	0.80
1:M:604:THR:H	1:M:1240:ILE:HD13	1.43	0.80
1:M:729:ASP:HB2	1:M:736:ARG:HB2	1.62	0.80
1:M:860:SER:O	1:M:861:GLN:CG	2.29	0.80
3:Q:34:PHE:CZ	3:Q:66:ASP:CB	2.64	0.80
4:V:36:ARG:HH12	4:V:37:PRO:HB2	1.46	0.80
4:V:36:ARG:NH1	4:V:37:PRO:HD2	1.96	0.80
1:A:1176:HIS:CG	1:A:1218:THR:OG1	2.34	0.80
1:A:591:GLY:O	1:A:592:MET:HB2	1.79	0.80
1:E:1181:THR:HG21	1:E:1221:LYS:HA	1.61	0.80
1:E:1233:VAL:CG1	1:E:1243:ILE:HG12	2.10	0.80
1:G:1201:TRP:HB2	1:G:1210:SER:O	1.82	0.80
1:G:159:GLY:HA2	5:G:1301:DTP:O1A	1.81	0.80
1:G:860:SER:O	1:G:861:GLN:CG	2.29	0.80
1:I:361:TYR:HE2	1:I:370:ILE:HG13	1.46	0.80
1:I:860:SER:O	1:I:861:GLN:CG	2.29	0.80
1:K:1201:TRP:HB2	1:K:1210:SER:O	1.82	0.80
1:C:500:LEU:HD23	1:C:533:LEU:CD1	2.10	0.80
1:E:159:GLY:HA2	5:E:1301:DTP:O1A	1.81	0.80

*Continued on next page...*

*Continued from previous page...*

Atom-1	Atom-2	Interatomic distance (Å)	Clash overlap (Å)
1:G:1167:PRO:O	1:G:1202:TRP:NE1	2.15	0.80
1:G:862:TYR:CZ	1:G:881:HIS:CA	2.64	0.80
1:I:500:LEU:HD23	1:I:533:LEU:CD1	2.11	0.80
1:K:1199:ILE:CD1	1:K:1232:TYR:HE2	1.94	0.80
1:K:1233:VAL:CG1	1:K:1243:ILE:HG12	2.11	0.80
1:K:883:SER:HB2	1:K:902:ASP:HB3	1.63	0.80
1:M:146:GLU:OE1	1:M:147:PRO:CD	2.30	0.80
3:Q:32:ASP:OD2	3:Q:70:SER:OG	1.97	0.80
1:A:595:LEU:CG	1:A:1201:TRP:CH2	2.65	0.80
1:C:1232:TYR:OH	1:C:1234:THR:HB	1.80	0.80
1:E:1240:ILE:CG2	1:E:1241:LEU:N	2.45	0.80
1:E:633:CYS:SG	1:E:660:VAL:HG11	2.22	0.80
1:G:500:LEU:HD23	1:G:533:LEU:CD1	2.10	0.80
1:I:1181:THR:HG21	1:I:1221:LYS:HA	1.61	0.80
1:K:361:TYR:CE2	1:K:370:ILE:HG13	2.16	0.80
1:K:597:TRP:CH2	1:K:603:ILE:CD1	2.65	0.80
4:U:15:ARG:O	4:U:19:GLU:HB2	1.81	0.80
1:A:361:TYR:CE2	1:A:370:ILE:HG13	2.16	0.80
1:E:862:TYR:CZ	1:E:881:HIS:CA	2.64	0.80
1:I:1212:THR:HG23	1:I:1213:PHE:H	1.46	0.80
1:I:999:ARG:HG2	1:I:1030:TRP:CG	2.17	0.80
1:M:1176:HIS:HB2	1:M:1218:THR:CB	2.10	0.80
1:M:1218:THR:CG2	1:M:1219:ASN:N	2.45	0.80
1:M:595:LEU:CG	1:M:1201:TRP:CH2	2.65	0.80
1:A:1017:THR:HA	1:A:1031:ASN:HA	1.63	0.80
1:A:122:ARG:CZ	1:A:126:PHE:CZ	2.64	0.80
1:A:657:GLU:HG2	1:A:680:LYS:HZ2	1.47	0.80
1:G:1199:ILE:CD1	1:G:1232:TYR:HE2	1.94	0.80
1:G:1212:THR:HG23	1:G:1213:PHE:H	1.47	0.80
1:G:361:TYR:HE2	1:G:370:ILE:HG13	1.46	0.80
1:G:595:LEU:CG	1:G:1201:TRP:CH2	2.64	0.80
1:G:520:ALA:CB	1:G:648:GLU:CA	2.60	0.80
1:I:146:GLU:OE1	1:I:147:PRO:CD	2.29	0.80
1:I:591:GLY:O	1:I:592:MET:HB2	1.79	0.80
1:I:633:CYS:SG	1:I:660:VAL:HG11	2.22	0.80
1:K:1017:THR:HA	1:K:1031:ASN:HA	1.63	0.80
1:M:361:TYR:HE2	1:M:370:ILE:HG13	1.46	0.80
1:M:520:ALA:CB	1:M:648:GLU:CA	2.60	0.80
1:M:633:CYS:SG	1:M:660:VAL:HG11	2.22	0.80
1:A:1167:PRO:HA	1:A:1202:TRP:HD1	1.41	0.80
1:A:597:TRP:CH2	1:A:603:ILE:CD1	2.65	0.80

*Continued on next page...*

*Continued from previous page...*

Atom-1	Atom-2	Interatomic distance (Å)	Clash overlap (Å)
1:A:633:CYS:SG	1:A:660:VAL:HG11	2.22	0.80
1:C:1233:VAL:CG1	1:C:1243:ILE:HG12	2.10	0.80
1:C:639:LEU:HD23	1:C:653:ILE:HD12	1.62	0.80
1:E:1232:TYR:OH	1:E:1234:THR:HB	1.80	0.80
1:E:456:LEU:O	1:E:459:LYS:HB3	1.82	0.80
1:E:883:SER:HB2	1:E:902:ASP:HB3	1.64	0.80
1:G:639:LEU:HD23	1:G:653:ILE:HD12	1.62	0.80
1:M:374:MET:CE	1:M:374:MET:HA	2.10	0.80
1:M:883:SER:HB2	1:M:902:ASP:HB3	1.63	0.80
1:C:603:ILE:HD12	1:C:604:THR:OG1	1.82	0.80
1:E:860:SER:O	1:E:861:GLN:CG	2.29	0.80
1:G:146:GLU:OE1	1:G:147:PRO:CD	2.29	0.80
1:G:603:ILE:HD12	1:G:604:THR:OG1	1.82	0.80
1:I:1201:TRP:HB2	1:I:1210:SER:O	1.82	0.80
1:I:1218:THR:CG2	1:I:1219:ASN:N	2.45	0.80
1:K:1149:GLY:HA2	1:K:1180:VAL:CG2	2.08	0.80
1:K:639:LEU:CD2	1:K:653:ILE:CD1	2.60	0.80
1:M:603:ILE:HD12	1:M:604:THR:OG1	1.82	0.80
4:T:13:ARG:HH22	4:T:60:ILE:CG1	1.95	0.80
1:A:639:LEU:CD2	1:A:653:ILE:CD1	2.60	0.80
1:C:146:GLU:OE1	1:C:147:PRO:CD	2.29	0.80
1:C:241:ILE:C	1:C:242:LEU:HD12	2.02	0.80
1:G:361:TYR:CE2	1:G:370:ILE:HG13	2.16	0.80
1:G:999:ARG:HG2	1:G:1030:TRP:CG	2.17	0.80
7:H:201:HEM:CMC	7:H:201:HEM:HBC2	2.11	0.80
1:I:603:ILE:HD12	1:I:604:THR:OG1	1.82	0.80
1:K:999:ARG:HG2	1:K:1030:TRP:CG	2.17	0.80
1:K:159:GLY:HA2	5:K:1301:DTP:O1A	1.81	0.80
1:M:241:ILE:C	1:M:242:LEU:HD12	2.02	0.80
1:G:208:GLN:HE22	3:O:62:LYS:HD3	1.46	0.80
1:A:456:LEU:O	1:A:459:LYS:HB3	1.82	0.80
1:C:1179:TRP:CE3	1:C:1179:TRP:HA	2.17	0.80
1:C:603:ILE:HD13	1:C:1242:TYR:HE1	1.44	0.80
1:C:633:CYS:SG	1:C:660:VAL:HG11	2.22	0.80
1:E:657:GLU:HG2	1:E:680:LYS:HZ2	1.47	0.80
1:I:1183:LEU:HB3	1:I:1192:LEU:HD21	1.64	0.80
1:I:122:ARG:CZ	1:I:126:PHE:CZ	2.64	0.80
1:I:1240:ILE:CG2	1:I:1241:LEU:N	2.44	0.80
1:K:603:ILE:HD13	1:K:1242:TYR:HE1	1.44	0.80
1:K:633:CYS:SG	1:K:660:VAL:HG11	2.22	0.80
1:M:1212:THR:HG23	1:M:1213:PHE:H	1.47	0.80

*Continued on next page...*



*Continued from previous page...*

Atom-1	Atom-2	Interatomic distance (Å)	Clash overlap (Å)
1:M:122:ARG:HH21	1:M:126:PHE:HZ	1.24	0.80
1:M:217:PRO:HB3	1:M:222:GLU:HG2	1.64	0.80
1:M:153:HIS:CD2	1:M:267:LYS:HB3	2.17	0.80
1:M:456:LEU:O	1:M:459:LYS:HB3	1.82	0.80
1:M:639:LEU:HD23	1:M:653:ILE:HD12	1.62	0.80
4:T:13:ARG:CD	4:T:59:ILE:CD1	2.59	0.80
1:A:1240:ILE:CG2	1:A:1241:LEU:N	2.45	0.79
1:A:862:TYR:CZ	1:A:881:HIS:CA	2.65	0.79
1:A:883:SER:HB2	1:A:902:ASP:HB3	1.63	0.79
1:E:1017:THR:HA	1:E:1031:ASN:HA	1.63	0.79
1:E:1183:LEU:HB3	1:E:1192:LEU:HD21	1.64	0.79
1:E:361:TYR:CE2	1:E:370:ILE:HG13	2.16	0.79
1:E:520:ALA:CB	1:E:648:GLU:CB	2.53	0.79
1:G:456:LEU:O	1:G:459:LYS:HB3	1.81	0.79
1:G:633:CYS:SG	1:G:660:VAL:HG11	2.22	0.79
1:G:639:LEU:CD2	1:G:653:ILE:CD1	2.60	0.79
1:I:1199:ILE:CD1	1:I:1232:TYR:HE2	1.94	0.79
1:I:595:LEU:CD1	1:I:1244:LEU:HD22	2.10	0.79
1:I:729:ASP:HB2	1:I:736:ARG:HB2	1.62	0.79
1:I:883:SER:HB2	1:I:902:ASP:HB3	1.63	0.79
1:K:1240:ILE:CG2	1:K:1241:LEU:N	2.45	0.79
1:K:595:LEU:CG	1:K:1201:TRP:CH2	2.65	0.79
1:K:603:ILE:HD12	1:K:604:THR:OG1	1.82	0.79
1:K:862:TYR:OH	1:K:881:HIS:CB	2.16	0.79
1:M:1201:TRP:HB2	1:M:1210:SER:O	1.81	0.79
1:M:159:GLY:HA2	5:M:1301:DTP:O1A	1.81	0.79
1:M:862:TYR:CZ	1:M:881:HIS:CA	2.64	0.79
4:Y:15:ARG:CD	4:Y:19:GLU:OE2	2.30	0.79
1:A:138:GLN:CB	3:W:6:ARG:NH1	2.44	0.79
1:A:146:GLU:OE1	1:A:147:PRO:CD	2.30	0.79
1:A:159:GLY:HA2	5:A:1301:DTP:O1A	1.81	0.79
1:C:1017:THR:HA	1:C:1031:ASN:HA	1.63	0.79
1:C:1183:LEU:HB3	1:C:1192:LEU:HD21	1.64	0.79
1:C:361:TYR:CE2	1:C:370:ILE:HG13	2.16	0.79
1:E:180:GLY:N	1:E:237:ARG:HB3	1.96	0.79
1:G:1183:LEU:HB3	1:G:1192:LEU:HD21	1.64	0.79
1:K:862:TYR:CZ	1:K:881:HIS:CA	2.64	0.79
1:M:595:LEU:CG	1:M:1201:TRP:HH2	1.96	0.79
1:C:595:LEU:CG	1:C:1201:TRP:CH2	2.65	0.79
1:C:860:SER:O	1:C:861:GLN:CG	2.29	0.79
1:E:1151:ILE:H	1:E:1167:PRO:HD2	1.46	0.79

*Continued on next page...*

*Continued from previous page...*

Atom-1	Atom-2	Interatomic distance (Å)	Clash overlap (Å)
1:E:146:GLU:OE1	1:E:147:PRO:CD	2.29	0.79
1:E:179:PRO:HD2	1:E:237:ARG:NH1	1.87	0.79
1:K:153:HIS:CD2	1:K:267:LYS:HB3	2.17	0.79
1:M:1199:ILE:CD1	1:M:1232:TYR:HE2	1.94	0.79
1:A:217:PRO:HB3	1:A:222:GLU:HG2	1.64	0.79
1:C:595:LEU:CG	1:C:1201:TRP:HH2	1.96	0.79
1:C:862:TYR:CZ	1:C:881:HIS:CA	2.64	0.79
1:I:1167:PRO:O	1:I:1202:TRP:NE1	2.15	0.79
1:K:1218:THR:CG2	1:K:1219:ASN:N	2.45	0.79
1:A:146:GLU:O	1:A:147:PRO:O	2.01	0.79
1:A:860:SER:O	1:A:861:GLN:CG	2.29	0.79
1:C:1201:TRP:HB2	1:C:1210:SER:O	1.81	0.79
1:C:361:TYR:HE2	1:C:370:ILE:HG13	1.46	0.79
1:C:597:TRP:CH2	1:C:603:ILE:CD1	2.65	0.79
1:E:1212:THR:HG23	1:E:1213:PHE:H	1.47	0.79
1:E:237:ARG:HH11	1:E:237:ARG:HG2	1.48	0.79
1:G:1240:ILE:CG2	1:G:1241:LEU:N	2.45	0.79
1:G:153:HIS:CD2	1:G:267:LYS:HB3	2.17	0.79
1:I:159:GLY:HA2	5:I:1301:DTP:O1A	1.81	0.79
1:K:903:ASP:O	1:K:904:GLN:HB2	1.83	0.79
1:A:482:TYR:CD1	1:A:486:PHE:CD1	2.71	0.79
1:C:1218:THR:CG2	1:C:1219:ASN:N	2.45	0.79
1:C:146:GLU:O	1:C:147:PRO:O	2.01	0.79
1:C:456:LEU:O	1:C:459:LYS:HB3	1.82	0.79
1:E:146:GLU:O	1:E:147:PRO:O	2.01	0.79
1:E:241:ILE:C	1:E:242:LEU:HD12	2.02	0.79
1:G:241:ILE:C	1:G:242:LEU:HD12	2.02	0.79
1:G:597:TRP:CH2	1:G:603:ILE:CD1	2.65	0.79
1:I:482:TYR:CD1	1:I:486:PHE:CD1	2.71	0.79
1:K:1151:ILE:H	1:K:1167:PRO:HD2	1.46	0.79
1:K:241:ILE:C	1:K:242:LEU:HD12	2.02	0.79
1:K:513:LYS:O	1:K:517:VAL:HB	1.83	0.79
1:M:195:LEU:HD12	1:M:195:LEU:O	1.83	0.79
3:P:27:ASP:HA	4:S:13:ARG:HG2	1.63	0.79
1:A:1151:ILE:H	1:A:1167:PRO:HD2	1.46	0.79
1:A:153:HIS:CD2	1:A:267:LYS:HB3	2.17	0.79
1:A:520:ALA:CB	1:A:648:GLU:CA	2.60	0.79
1:C:883:SER:HB2	1:C:902:ASP:HB3	1.64	0.79
1:E:513:LYS:O	1:E:517:VAL:HB	1.83	0.79
1:I:513:LYS:O	1:I:517:VAL:HB	1.82	0.79
7:J:201:HEM:HBC2	7:J:201:HEM:CMC	2.11	0.79

*Continued on next page...*

*Continued from previous page...*

Atom-1	Atom-2	Interatomic distance (Å)	Clash overlap (Å)
1:K:1233:VAL:HB	1:K:1242:TYR:O	1.83	0.79
1:K:456:LEU:O	1:K:459:LYS:HB3	1.82	0.79
1:M:1240:ILE:CG2	1:M:1241:LEU:N	2.45	0.79
1:M:520:ALA:CB	1:M:648:GLU:CB	2.53	0.79
3:O:48:THR:HG21	3:P:41:GLU:OE2	1.82	0.79
1:A:1167:PRO:O	1:A:1202:TRP:NE1	2.15	0.79
1:C:419:VAL:CG1	1:C:426:CYS:SG	2.71	0.79
1:E:217:PRO:HB3	1:E:222:GLU:HG2	1.64	0.79
1:E:639:LEU:CD2	1:E:653:ILE:CD1	2.60	0.79
1:E:520:ALA:CB	1:E:648:GLU:CA	2.60	0.79
1:I:361:TYR:CE2	1:I:370:ILE:HG13	2.16	0.79
1:I:419:VAL:CG1	1:I:426:CYS:SG	2.71	0.79
1:K:175:GLU:C	1:K:175:GLU:OE2	2.20	0.79
1:K:482:TYR:CD1	1:K:486:PHE:CD1	2.71	0.79
1:M:419:VAL:CG1	1:M:426:CYS:SG	2.71	0.79
1:A:195:LEU:HD12	1:A:195:LEU:O	1.83	0.79
1:C:866:LEU:HD22	1:C:914:VAL:HB	1.65	0.79
1:C:999:ARG:HG2	1:C:1030:TRP:CG	2.17	0.79
1:E:153:HIS:CD2	1:E:267:LYS:HB3	2.17	0.79
1:E:195:LEU:HD12	1:E:195:LEU:O	1.83	0.79
1:I:903:ASP:O	1:I:904:GLN:HB2	1.83	0.79
1:K:1176:HIS:CG	1:K:1218:THR:OG1	2.36	0.79
1:K:1183:LEU:HB3	1:K:1192:LEU:HD21	1.64	0.79
1:K:195:LEU:HD12	1:K:195:LEU:O	1.83	0.79
1:M:264:THR:OG1	1:M:265:ARG:N	2.16	0.79
1:A:999:ARG:HG2	1:A:1030:TRP:CG	2.17	0.79
1:A:1218:THR:CG2	1:A:1219:ASN:N	2.45	0.79
1:A:1220:LEU:HG	1:A:1236:ASP:CB	2.13	0.79
1:A:603:ILE:HD12	1:A:604:THR:OG1	1.82	0.79
2:B:18:HIS:CE1	2:B:29:GLY:CA	2.66	0.79
1:C:520:ALA:CB	1:C:648:GLU:CA	2.60	0.79
1:E:179:PRO:HD2	1:E:237:ARG:CG	2.04	0.79
1:E:603:ILE:HD12	1:E:604:THR:OG1	1.82	0.79
1:I:1200:LYS:CG	1:I:1211:GLN:CB	2.61	0.79
1:I:153:HIS:CD2	1:I:267:LYS:HB3	2.17	0.79
1:K:1167:PRO:CB	1:K:1202:TRP:CE2	2.64	0.79
1:M:1167:PRO:HA	1:M:1202:TRP:HD1	1.41	0.79
1:M:1233:VAL:HB	1:M:1242:TYR:O	1.83	0.79
1:M:482:TYR:CD1	1:M:486:PHE:CD1	2.71	0.79
1:M:558:GLN:CB	1:M:559:PRO:HD3	2.14	0.79
1:M:903:ASP:O	1:M:904:GLN:HB2	1.83	0.79

*Continued on next page...*

*Continued from previous page...*

Atom-1	Atom-2	Interatomic distance (Å)	Clash overlap (Å)
3:P:31:SER:HB3	4:S:11:ARG:O	1.83	0.79
1:A:108:SER:O	1:A:111:ARG:CG	2.31	0.78
1:C:1212:THR:HG23	1:C:1213:PHE:H	1.47	0.78
1:C:595:LEU:CD1	1:C:1244:LEU:HD22	2.10	0.78
1:C:153:HIS:CD2	1:C:267:LYS:HB3	2.17	0.78
1:C:639:LEU:CD2	1:C:653:ILE:CD1	2.60	0.78
1:E:999:ARG:HG2	1:E:1030:TRP:CG	2.17	0.78
1:E:482:TYR:CD1	1:E:486:PHE:CD1	2.71	0.78
1:E:529:TYR:O	1:E:532:ILE:CG2	2.31	0.78
1:G:1017:THR:HA	1:G:1031:ASN:HA	1.63	0.78
1:G:595:LEU:CG	1:G:1201:TRP:HH2	1.95	0.78
1:G:866:LEU:HD22	1:G:914:VAL:HB	1.65	0.78
1:I:108:SER:O	1:I:111:ARG:CG	2.31	0.78
1:I:597:TRP:CH2	1:I:603:ILE:CD1	2.65	0.78
1:I:883:SER:OG	1:I:902:ASP:HB2	1.83	0.78
1:K:264:THR:OG1	1:K:265:ARG:N	2.16	0.78
1:M:1167:PRO:O	1:M:1202:TRP:NE1	2.15	0.78
1:M:771:ASP:HB2	1:M:778:ARG:HB2	1.65	0.78
4:U:13:ARG:HD3	4:U:59:ILE:CD1	2.13	0.78
1:A:1212:THR:HG23	1:A:1213:PHE:H	1.47	0.78
1:A:241:ILE:C	1:A:242:LEU:HD12	2.03	0.78
1:C:1167:PRO:C	1:C:1202:TRP:NE1	2.27	0.78
1:E:1167:PRO:CA	1:E:1202:TRP:HE1	1.81	0.78
1:E:1218:THR:CG2	1:E:1219:ASN:N	2.45	0.78
1:E:883:SER:OG	1:E:902:ASP:HB2	1.83	0.78
1:G:1183:LEU:HB3	1:G:1192:LEU:CD2	2.14	0.78
1:I:1017:THR:HA	1:I:1031:ASN:HA	1.63	0.78
1:I:771:ASP:HB2	1:I:778:ARG:HB2	1.65	0.78
1:K:558:GLN:CB	1:K:559:PRO:HD3	2.13	0.78
1:M:513:LYS:O	1:M:517:VAL:HB	1.83	0.78
1:A:140:LEU:HD13	1:A:140:LEU:O	1.84	0.78
1:E:1183:LEU:HB3	1:E:1192:LEU:CD2	2.14	0.78
1:E:866:LEU:HD22	1:E:914:VAL:HB	1.65	0.78
1:G:513:LYS:O	1:G:517:VAL:HB	1.83	0.78
1:G:529:TYR:O	1:G:532:ILE:CG2	2.32	0.78
1:I:1183:LEU:HB3	1:I:1192:LEU:CD2	2.14	0.78
1:I:217:PRO:HB3	1:I:222:GLU:HG2	1.64	0.78
1:K:1200:LYS:CG	1:K:1211:GLN:CB	2.61	0.78
1:K:771:ASP:HB2	1:K:778:ARG:HB2	1.66	0.78
1:M:1151:ILE:H	1:M:1167:PRO:HD2	1.46	0.78
1:M:1220:LEU:HG	1:M:1236:ASP:CB	2.13	0.78

*Continued on next page...*

*Continued from previous page...*

Atom-1	Atom-2	Interatomic distance (Å)	Clash overlap (Å)
1:A:584:ALA:O	1:A:588:VAL:HG22	1.84	0.78
1:E:1167:PRO:O	1:E:1202:TRP:NE1	2.15	0.78
1:E:1200:LYS:CG	1:E:1211:GLN:CB	2.62	0.78
1:G:195:LEU:O	1:G:195:LEU:HD12	1.83	0.78
1:G:558:GLN:CB	1:G:559:PRO:HD3	2.13	0.78
1:I:558:GLN:CB	1:I:559:PRO:HD3	2.14	0.78
1:A:1183:LEU:HB3	1:A:1192:LEU:HD21	1.64	0.78
1:A:1201:TRP:HB2	1:A:1210:SER:O	1.81	0.78
1:A:513:LYS:O	1:A:517:VAL:HB	1.83	0.78
1:C:195:LEU:HD12	1:C:195:LEU:O	1.83	0.78
1:E:1176:HIS:CG	1:E:1218:THR:OG1	2.36	0.78
1:E:233:ARG:O	3:O:10:LEU:HD12	1.83	0.78
1:G:1233:VAL:HB	1:G:1242:TYR:O	1.83	0.78
1:G:419:VAL:CG1	1:G:426:CYS:SG	2.71	0.78
1:K:217:PRO:HB3	1:K:222:GLU:HG2	1.64	0.78
1:K:419:VAL:CG1	1:K:426:CYS:SG	2.71	0.78
1:E:234:LYS:CA	3:O:10:LEU:HD13	2.11	0.78
1:A:558:GLN:CB	1:A:559:PRO:HD3	2.13	0.78
1:E:1233:VAL:HB	1:E:1242:TYR:O	1.83	0.78
1:G:1167:PRO:CB	1:G:1202:TRP:CE2	2.64	0.78
1:I:1176:HIS:CG	1:I:1218:THR:OG1	2.37	0.78
1:I:195:LEU:O	1:I:195:LEU:HD12	1.83	0.78
1:I:334:PHE:CB	1:I:337:ARG:HD2	2.14	0.78
1:K:1167:PRO:O	1:K:1202:TRP:NE1	2.15	0.78
7:N:201:HEM:HBC2	7:N:201:HEM:CMC	2.11	0.78
1:C:1183:LEU:HB3	1:C:1192:LEU:CD2	2.14	0.78
1:C:1200:LYS:CG	1:C:1211:GLN:CB	2.62	0.78
1:C:140:LEU:HD13	1:C:140:LEU:O	1.84	0.78
1:C:482:TYR:CD1	1:C:486:PHE:CD1	2.71	0.78
1:C:513:LYS:O	1:C:517:VAL:HB	1.83	0.78
1:C:595:LEU:HD12	1:C:1201:TRP:CZ2	2.19	0.78
1:G:108:SER:O	1:G:111:ARG:CG	2.31	0.78
1:G:480:CYS:O	1:G:483:TRP:HB2	1.84	0.78
1:I:456:LEU:O	1:I:459:LYS:HB3	1.82	0.78
1:M:1200:LYS:CG	1:M:1211:GLN:CB	2.61	0.78
1:M:140:LEU:HD13	1:M:140:LEU:O	1.84	0.78
1:E:234:LYS:CA	3:O:10:LEU:CD1	2.60	0.78
1:A:1183:LEU:HB3	1:A:1192:LEU:CD2	2.13	0.78
1:A:1233:VAL:HB	1:A:1242:TYR:O	1.83	0.78
1:A:480:CYS:O	1:A:483:TRP:HB2	1.84	0.78
1:A:595:LEU:CG	1:A:1201:TRP:HH2	1.96	0.78

*Continued on next page...*

*Continued from previous page...*

Atom-1	Atom-2	Interatomic distance (Å)	Clash overlap (Å)
1:C:217:PRO:HB3	1:C:222:GLU:HG2	1.64	0.78
1:C:862:TYR:OH	1:C:881:HIS:CB	2.16	0.78
1:C:883:SER:OG	1:C:902:ASP:HB2	1.83	0.78
1:G:482:TYR:CD1	1:G:486:PHE:CD1	2.71	0.78
1:I:1220:LEU:HG	1:I:1236:ASP:CB	2.13	0.78
1:I:262:LEU:HD21	1:I:270:THR:HG21	1.66	0.78
1:I:364:LEU:HD11	1:I:368:MET:CE	2.14	0.78
1:K:480:CYS:O	1:K:483:TRP:HB2	1.84	0.78
1:K:866:LEU:HD22	1:K:914:VAL:HB	1.65	0.78
1:M:1183:LEU:HB3	1:M:1192:LEU:CD2	2.14	0.78
1:M:999:ARG:HG2	1:M:1030:TRP:CG	2.17	0.78
3:P:37:ILE:HG12	4:S:10:ARG:HD3	1.66	0.78
1:A:1200:LYS:CG	1:A:1211:GLN:CB	2.62	0.78
1:A:122:ARG:HH21	1:A:126:PHE:HZ	1.24	0.78
1:A:138:GLN:HB2	3:W:6:ARG:HD3	1.64	0.78
1:A:364:LEU:HD11	1:A:368:MET:CE	2.14	0.78
1:A:771:ASP:HB2	1:A:778:ARG:HB2	1.66	0.78
1:C:1200:LYS:O	1:C:1202:TRP:HE3	1.60	0.78
1:C:1233:VAL:HB	1:C:1242:TYR:O	1.83	0.78
1:C:584:ALA:O	1:C:588:VAL:HG22	1.84	0.78
1:E:264:THR:OG1	1:E:265:ARG:N	2.16	0.78
1:G:1151:ILE:H	1:G:1167:PRO:HD2	1.46	0.78
1:G:1200:LYS:CG	1:G:1211:GLN:CB	2.61	0.78
1:G:217:PRO:HB3	1:G:222:GLU:HG2	1.64	0.78
1:I:1233:VAL:HB	1:I:1242:TYR:O	1.83	0.78
1:I:241:ILE:C	1:I:242:LEU:HD12	2.02	0.78
1:I:639:LEU:CD2	1:I:653:ILE:CD1	2.60	0.78
1:K:108:SER:O	1:K:111:ARG:CG	2.31	0.78
1:K:1179:TRP:HA	1:K:1179:TRP:CE3	2.19	0.78
1:K:1183:LEU:HB3	1:K:1192:LEU:CD2	2.13	0.78
2:L:18:HIS:CE1	2:L:29:GLY:CA	2.66	0.78
1:M:595:LEU:HD12	1:M:1201:TRP:CZ2	2.19	0.78
1:M:597:TRP:CH2	1:M:603:ILE:CD1	2.65	0.78
4:T:13:ARG:NH2	4:T:60:ILE:CG1	2.47	0.78
1:E:1220:LEU:HG	1:E:1236:ASP:CB	2.13	0.78
1:E:334:PHE:CB	1:E:337:ARG:HD2	2.14	0.78
1:I:595:LEU:CG	1:I:1201:TRP:HH2	1.95	0.78
1:K:149:TRP:CH2	1:K:273:VAL:HG11	2.19	0.78
1:K:595:LEU:CG	1:K:1201:TRP:HH2	1.96	0.78
1:M:1176:HIS:CG	1:M:1218:THR:OG1	2.36	0.78
1:M:146:GLU:O	1:M:147:PRO:O	2.01	0.78

*Continued on next page...*

*Continued from previous page...*

Atom-1	Atom-2	Interatomic distance (Å)	Clash overlap (Å)
1:A:1220:LEU:CD1	1:A:1220:LEU:H	1.97	0.77
1:C:480:CYS:O	1:C:483:TRP:HB2	1.84	0.77
1:C:903:ASP:O	1:C:904:GLN:HB2	1.83	0.77
1:E:480:CYS:O	1:E:483:TRP:HB2	1.84	0.77
1:G:595:LEU:CD1	1:G:1244:LEU:HD22	2.10	0.77
1:I:932:GLU:OE1	1:I:933:ASN:ND2	2.17	0.77
1:K:520:ALA:CB	1:K:648:GLU:CA	2.60	0.77
1:K:932:GLU:OE1	1:K:933:ASN:ND2	2.18	0.77
1:M:932:GLU:OE1	1:M:933:ASN:ND2	2.17	0.77
3:R:47:PRO:HB3	4:S:45:ARG:HB3	1.65	0.77
1:A:595:LEU:CD1	1:A:1244:LEU:HD22	2.10	0.77
1:E:108:SER:O	1:E:111:ARG:CG	2.32	0.77
1:E:584:ALA:O	1:E:588:VAL:HG22	1.84	0.77
1:G:262:LEU:HD21	1:G:270:THR:HG21	1.66	0.77
1:G:540:VAL:HG13	1:G:575:GLU:HB3	1.66	0.77
1:I:140:LEU:O	1:I:140:LEU:HD13	1.84	0.77
1:K:334:PHE:CB	1:K:337:ARG:HD2	2.14	0.77
1:M:386:LEU:HD11	1:M:424:LEU:HD22	1.66	0.77
3:P:31:SER:CB	4:S:11:ARG:O	2.33	0.77
4:U:6:ARG:O	4:U:10:ARG:HG3	1.83	0.77
1:A:558:GLN:HB3	1:A:559:PRO:CD	2.15	0.77
1:A:866:LEU:HD22	1:A:914:VAL:HB	1.65	0.77
1:A:883:SER:OG	1:A:902:ASP:HB2	1.83	0.77
1:C:1176:HIS:CG	1:C:1218:THR:OG1	2.36	0.77
1:E:364:LEU:HD11	1:E:368:MET:CE	2.14	0.77
1:E:558:GLN:CB	1:E:559:PRO:HD3	2.13	0.77
1:G:1176:HIS:CG	1:G:1218:THR:OG1	2.36	0.77
1:G:149:TRP:CH2	1:G:273:VAL:HG11	2.20	0.77
1:G:883:SER:OG	1:G:902:ASP:HB2	1.83	0.77
1:I:149:TRP:CH2	1:I:273:VAL:HG11	2.20	0.77
1:K:595:LEU:HD12	1:K:1201:TRP:CZ2	2.19	0.77
1:C:108:SER:O	1:C:111:ARG:CG	2.31	0.77
1:C:364:LEU:HD11	1:C:368:MET:CE	2.14	0.77
1:E:149:TRP:CH2	1:E:273:VAL:HG11	2.20	0.77
1:E:419:VAL:CG1	1:E:426:CYS:SG	2.71	0.77
1:E:595:LEU:CG	1:E:1201:TRP:HH2	1.95	0.77
1:G:1194:SER:HB2	1:G:1202:TRP:CE3	2.19	0.77
1:G:146:GLU:O	1:G:147:PRO:O	2.01	0.77
1:G:334:PHE:CB	1:G:337:ARG:HD2	2.14	0.77
1:I:862:TYR:CZ	1:I:881:HIS:N	2.53	0.77
1:K:1220:LEU:HG	1:K:1236:ASP:CB	2.13	0.77

*Continued on next page...*

*Continued from previous page...*

Atom-1	Atom-2	Interatomic distance (Å)	Clash overlap (Å)
1:K:262:LEU:HD21	1:K:270:THR:HG21	1.66	0.77
1:M:1194:SER:HB2	1:M:1202:TRP:CE3	2.19	0.77
1:M:364:LEU:HD11	1:M:368:MET:CE	2.14	0.77
3:O:1:MET:N	3:O:6:ARG:HH21	1.81	0.77
1:A:419:VAL:CG1	1:A:426:CYS:SG	2.71	0.77
1:A:529:TYR:O	1:A:532:ILE:CG2	2.31	0.77
1:C:1220:LEU:HG	1:C:1236:ASP:CB	2.14	0.77
1:C:558:GLN:CB	1:C:559:PRO:HD3	2.13	0.77
1:E:558:GLN:HB3	1:E:559:PRO:CD	2.15	0.77
1:G:140:LEU:HD13	1:G:140:LEU:O	1.84	0.77
1:G:558:GLN:HB3	1:G:559:PRO:CD	2.14	0.77
1:K:146:GLU:O	1:K:147:PRO:O	2.01	0.77
1:M:1149:GLY:HA2	1:M:1180:VAL:CG2	2.10	0.77
1:M:1183:LEU:HB3	1:M:1192:LEU:HD21	1.64	0.77
1:M:529:TYR:O	1:M:532:ILE:CG2	2.31	0.77
4:S:7:ARG:O	4:S:11:ARG:HG2	1.84	0.77
3:P:19:ASP:O	4:T:64:THR:HG21	1.84	0.77
1:A:138:GLN:CA	3:W:6:ARG:CD	2.62	0.77
1:A:1179:TRP:CE3	1:A:1179:TRP:HA	2.17	0.77
1:A:334:PHE:CB	1:A:337:ARG:HD2	2.14	0.77
1:C:262:LEU:HD21	1:C:270:THR:HG21	1.66	0.77
1:G:450:CYS:O	1:G:453:LEU:HG	1.85	0.77
1:K:1218:THR:O	1:K:1236:ASP:CB	2.32	0.77
1:K:595:LEU:CD1	1:K:1244:LEU:HD22	2.10	0.77
1:K:364:LEU:HD11	1:K:368:MET:CE	2.14	0.77
1:C:386:LEU:HD11	1:C:424:LEU:HD22	1.67	0.77
1:C:932:GLU:OE1	1:C:933:ASN:ND2	2.17	0.77
1:I:1167:PRO:C	1:I:1202:TRP:NE1	2.27	0.77
1:I:146:GLU:O	1:I:147:PRO:O	2.01	0.77
1:I:480:CYS:O	1:I:483:TRP:HB2	1.84	0.77
1:M:108:SER:O	1:M:111:ARG:CG	2.31	0.77
1:A:138:GLN:CB	3:W:6:ARG:HD3	2.14	0.77
1:A:639:LEU:HD23	1:A:653:ILE:HD12	1.62	0.77
1:C:473:LEU:CD2	1:C:484:TYR:CE1	2.68	0.77
1:G:771:ASP:HB2	1:G:778:ARG:HB2	1.66	0.77
1:I:540:VAL:HG13	1:I:575:GLU:HB3	1.66	0.77
1:K:438:HIS:O	1:K:442:VAL:HG23	1.85	0.77
1:M:237:ARG:HG2	1:M:237:ARG:NH1	1.98	0.77
1:M:480:CYS:O	1:M:483:TRP:HB2	1.84	0.77
1:M:584:ALA:O	1:M:588:VAL:HG22	1.84	0.77
1:C:438:HIS:O	1:C:442:VAL:HG23	1.85	0.77

*Continued on next page...*



*Continued from previous page...*

Atom-1	Atom-2	Interatomic distance (Å)	Clash overlap (Å)
1:E:1194:SER:HB2	1:E:1202:TRP:CE3	2.20	0.77
1:E:932:GLU:OE1	1:E:933:ASN:ND2	2.17	0.77
1:G:1220:LEU:HG	1:G:1236:ASP:CB	2.13	0.77
1:G:932:GLU:OE1	1:G:933:ASN:ND2	2.18	0.77
1:K:140:LEU:HD13	1:K:140:LEU:O	1.84	0.77
1:K:584:ALA:O	1:K:588:VAL:HG22	1.84	0.77
1:M:866:LEU:HD22	1:M:914:VAL:HB	1.65	0.77
1:M:884:TRP:CE3	1:M:885:VAL:O	2.38	0.77
1:A:438:HIS:O	1:A:442:VAL:HG23	1.85	0.77
1:A:540:VAL:HG13	1:A:575:GLU:HB3	1.66	0.77
1:A:637:LYS:HA	1:A:660:VAL:HG23	1.67	0.77
1:C:540:VAL:HG13	1:C:575:GLU:HB3	1.66	0.77
1:E:1176:HIS:CB	1:E:1218:THR:CG2	2.62	0.77
1:E:473:LEU:CD2	1:E:484:TYR:CE1	2.68	0.77
1:E:862:TYR:CZ	1:E:881:HIS:N	2.53	0.77
1:E:884:TRP:CE3	1:E:885:VAL:O	2.38	0.77
1:G:264:THR:OG1	1:G:265:ARG:N	2.16	0.77
1:K:884:TRP:CE3	1:K:885:VAL:O	2.38	0.77
1:M:161:SER:HB2	5:M:1301:DTP:O2A	1.85	0.77
1:M:334:PHE:CB	1:M:337:ARG:HD2	2.14	0.77
1:A:903:ASP:O	1:A:904:GLN:HB2	1.83	0.76
1:E:595:LEU:HD12	1:E:1201:TRP:CZ2	2.19	0.76
1:G:884:TRP:CE3	1:G:885:VAL:O	2.38	0.76
1:G:903:ASP:O	1:G:904:GLN:HB2	1.83	0.76
1:I:237:ARG:NH1	1:I:237:ARG:HG2	1.98	0.76
1:I:866:LEU:HD22	1:I:914:VAL:HB	1.65	0.76
1:K:386:LEU:HD11	1:K:424:LEU:HD22	1.67	0.76
1:K:473:LEU:CD2	1:K:484:TYR:CE1	2.68	0.76
1:M:149:TRP:CH2	1:M:273:VAL:HG11	2.19	0.76
4:T:13:ARG:HH22	4:T:60:ILE:HG12	1.49	0.76
1:A:1200:LYS:CG	1:A:1211:GLN:HA	2.15	0.76
1:A:595:LEU:HD11	1:A:1201:TRP:HZ2	0.76	0.76
1:C:639:LEU:H	1:C:653:ILE:HG21	1.51	0.76
1:E:438:HIS:O	1:E:442:VAL:HG23	1.85	0.76
1:I:179:PRO:CG	1:I:237:ARG:NH1	2.48	0.76
1:I:473:LEU:CD2	1:I:484:TYR:CE1	2.68	0.76
1:K:237:ARG:NH1	1:K:237:ARG:HG2	1.98	0.76
1:K:529:TYR:O	1:K:532:ILE:CG2	2.31	0.76
1:C:334:PHE:CB	1:C:337:ARG:HD2	2.14	0.76
1:E:122:ARG:HH21	1:E:126:PHE:HZ	1.24	0.76
1:E:540:VAL:HG13	1:E:575:GLU:HB3	1.66	0.76

*Continued on next page...*

*Continued from previous page...*

Atom-1	Atom-2	Interatomic distance (Å)	Clash overlap (Å)
1:K:1194:SER:HB2	1:K:1202:TRP:CE3	2.19	0.76
1:K:883:SER:OG	1:K:902:ASP:HB2	1.83	0.76
1:M:639:LEU:CD2	1:M:653:ILE:CD1	2.60	0.76
3:W:47:PRO:HG2	3:W:51:GLN:HE22	1.51	0.76
1:A:386:LEU:HD11	1:A:424:LEU:HD22	1.67	0.76
1:A:505:PHE:HE2	1:A:575:GLU:OE1	1.69	0.76
1:C:264:THR:OG1	1:C:265:ARG:N	2.16	0.76
1:I:1194:SER:HB2	1:I:1202:TRP:CE3	2.19	0.76
1:I:438:HIS:O	1:I:442:VAL:HG23	1.85	0.76
1:A:884:TRP:CE3	1:A:885:VAL:O	2.38	0.76
1:C:1194:SER:HB2	1:C:1202:TRP:CE3	2.19	0.76
2:F:18:HIS:CE1	2:F:29:GLY:CA	2.66	0.76
1:G:179:PRO:CG	1:G:237:ARG:NH1	2.48	0.76
1:I:1220:LEU:CD1	1:I:1220:LEU:H	1.97	0.76
1:I:450:CYS:O	1:I:453:LEU:HG	1.85	0.76
1:I:461:ILE:CD1	1:I:491:MET:HG2	2.16	0.76
1:I:529:TYR:O	1:I:532:ILE:CG2	2.31	0.76
1:K:554:LEU:HD11	1:K:1214:TYR:CE1	2.21	0.76
1:K:558:GLN:HB3	1:K:559:PRO:CD	2.15	0.76
1:M:1200:LYS:CG	1:M:1211:GLN:HA	2.15	0.76
3:Q:35:LEU:HD12	3:Q:39:GLU:OE1	1.86	0.76
1:C:862:TYR:CZ	1:C:881:HIS:N	2.53	0.76
1:E:1167:PRO:CB	1:E:1202:TRP:CE2	2.64	0.76
1:G:1200:LYS:CG	1:G:1211:GLN:HA	2.15	0.76
1:G:364:LEU:HD11	1:G:368:MET:CE	2.14	0.76
1:G:473:LEU:CD2	1:G:484:TYR:CE1	2.68	0.76
1:I:161:SER:HB2	5:I:1301:DTP:O2A	1.85	0.76
1:I:264:THR:OG1	1:I:265:ARG:N	2.16	0.76
1:I:558:GLN:HB3	1:I:559:PRO:CD	2.15	0.76
1:K:482:TYR:O	1:K:486:PHE:HD1	1.69	0.76
1:K:461:ILE:CD1	1:K:491:MET:HG2	2.16	0.76
1:K:505:PHE:HE2	1:K:575:GLU:OE1	1.69	0.76
1:M:883:SER:OG	1:M:902:ASP:HB2	1.83	0.76
3:Q:21:LYS:HD2	4:U:39:MET:HE2	1.68	0.76
1:A:1194:SER:HB2	1:A:1202:TRP:CE3	2.19	0.76
1:A:932:GLU:OE1	1:A:933:ASN:ND2	2.18	0.76
1:C:771:ASP:HB2	1:C:778:ARG:HB2	1.66	0.76
1:E:461:ILE:CD1	1:E:491:MET:HG2	2.16	0.76
1:G:119:VAL:HG12	1:G:184:TRP:CE3	2.21	0.76
1:G:637:LYS:HA	1:G:660:VAL:HG23	1.67	0.76
1:I:1167:PRO:HB3	1:I:1202:TRP:CD2	2.21	0.76

*Continued on next page...*

*Continued from previous page...*

Atom-1	Atom-2	Interatomic distance (Å)	Clash overlap (Å)
1:I:119:VAL:HG12	1:I:184:TRP:CE3	2.21	0.76
1:I:386:LEU:HD11	1:I:424:LEU:HD22	1.67	0.76
1:I:554:LEU:HD11	1:I:1214:TYR:CE1	2.21	0.76
1:A:450:CYS:O	1:A:453:LEU:HG	1.85	0.76
1:A:920:VAL:HG12	1:A:921:MET:H	1.51	0.76
1:C:149:TRP:CH2	1:C:273:VAL:HG11	2.20	0.76
1:C:482:TYR:O	1:C:486:PHE:HD1	1.69	0.76
1:E:140:LEU:O	1:E:140:LEU:HD13	1.84	0.76
1:E:482:TYR:O	1:E:486:PHE:HD1	1.69	0.76
1:E:597:TRP:CH2	1:E:603:ILE:CD1	2.65	0.76
1:E:903:ASP:O	1:E:904:GLN:HB2	1.83	0.76
1:I:1218:THR:O	1:I:1236:ASP:CB	2.32	0.76
1:M:595:LEU:CD1	1:M:1244:LEU:HD22	2.10	0.76
1:M:473:LEU:CD2	1:M:484:TYR:CE1	2.68	0.76
1:M:461:ILE:CD1	1:M:491:MET:HG2	2.16	0.76
1:M:554:LEU:HD11	1:M:1214:TYR:CE1	2.21	0.76
1:M:639:LEU:H	1:M:653:ILE:HG21	1.51	0.76
1:A:161:SER:HB2	5:A:1301:DTP:O2A	1.85	0.76
1:A:482:TYR:O	1:A:486:PHE:HD1	1.69	0.76
1:C:374:MET:HE2	1:C:374:MET:HA	1.67	0.76
1:C:884:TRP:CE3	1:C:885:VAL:O	2.38	0.76
1:I:657:GLU:HG2	1:I:680:LYS:HZ1	1.51	0.76
1:K:179:PRO:CG	1:K:237:ARG:NH1	2.48	0.76
1:K:948:LEU:CD1	1:K:957:ASP:OD2	2.34	0.76
1:A:179:PRO:CG	1:A:237:ARG:NH1	2.48	0.76
1:A:453:LEU:CD1	1:A:454:GLN:HE21	1.97	0.76
1:C:1048:LYS:H	1:C:1062:SER:HA	1.51	0.76
1:C:161:SER:HB2	5:C:1301:DTP:O2A	1.85	0.76
1:C:179:PRO:CG	1:C:237:ARG:NH1	2.48	0.76
1:C:450:CYS:O	1:C:453:LEU:HG	1.85	0.76
1:C:948:LEU:CD1	1:C:957:ASP:OD2	2.34	0.76
1:E:771:ASP:HB2	1:E:778:ARG:HB2	1.66	0.76
1:G:1048:LYS:H	1:G:1062:SER:HA	1.51	0.76
1:G:1167:PRO:HB3	1:G:1202:TRP:CD2	2.21	0.76
1:G:159:GLY:CA	5:G:1301:DTP:O1A	2.34	0.76
1:G:161:SER:HB2	5:G:1301:DTP:O2A	1.85	0.76
1:K:862:TYR:CZ	1:K:881:HIS:N	2.53	0.76
1:M:262:LEU:HD21	1:M:270:THR:HG21	1.66	0.76
3:R:80:TYR:CE1	4:V:64:THR:OG1	2.24	0.76
1:A:109:TYR:CE1	3:P:4:LYS:CB	2.69	0.75
1:A:473:LEU:CD2	1:A:484:TYR:CE1	2.68	0.75

*Continued on next page...*

*Continued from previous page...*

Atom-1	Atom-2	Interatomic distance (Å)	Clash overlap (Å)
1:E:262:LEU:HD21	1:E:270:THR:HG21	1.66	0.75
1:E:561:PRO:O	1:E:563:ILE:HD13	1.86	0.75
1:E:920:VAL:HG12	1:E:921:MET:H	1.51	0.75
1:I:884:TRP:CE3	1:I:885:VAL:O	2.38	0.75
1:K:1200:LYS:CG	1:K:1211:GLN:HA	2.15	0.75
1:K:283:GLU:OE2	1:K:284:SER:N	2.19	0.75
1:A:1048:LYS:H	1:A:1062:SER:HA	1.51	0.75
1:A:554:LEU:HD11	1:A:1214:TYR:CE1	2.21	0.75
1:C:554:LEU:HD11	1:C:1214:TYR:CE1	2.21	0.75
1:C:159:GLY:CA	5:C:1301:DTP:O1A	2.34	0.75
1:E:1200:LYS:CG	1:E:1211:GLN:HA	2.15	0.75
1:E:161:SER:HB2	5:E:1301:DTP:O2A	1.85	0.75
1:G:584:ALA:O	1:G:588:VAL:HG22	1.84	0.75
1:I:1200:LYS:CG	1:I:1211:GLN:HA	2.15	0.75
1:I:505:PHE:HE2	1:I:575:GLU:OE1	1.69	0.75
1:I:584:ALA:O	1:I:588:VAL:HG22	1.84	0.75
1:K:1167:PRO:HB3	1:K:1202:TRP:CD2	2.21	0.75
1:K:161:SER:HB2	5:K:1301:DTP:O2A	1.85	0.75
1:M:450:CYS:O	1:M:453:LEU:HG	1.85	0.75
1:M:558:GLN:HB3	1:M:559:PRO:CD	2.15	0.75
1:M:505:PHE:HE2	1:M:575:GLU:OE1	1.69	0.75
1:M:862:TYR:CZ	1:M:881:HIS:N	2.53	0.75
2:N:18:HIS:CE1	2:N:29:GLY:CA	2.66	0.75
3:Q:30:ILE:HD13	3:Q:35:LEU:HB3	1.67	0.75
1:A:461:ILE:CD1	1:A:491:MET:HG2	2.16	0.75
1:A:902:ASP:CB	2:B:72:LYS:HZ2	1.97	0.75
1:C:1167:PRO:O	1:C:1202:TRP:NE1	2.15	0.75
1:C:637:LYS:HA	1:C:660:VAL:HG23	1.67	0.75
1:G:554:LEU:HD11	1:G:1214:TYR:CE1	2.21	0.75
1:I:637:LYS:HA	1:I:660:VAL:HG23	1.67	0.75
1:I:875:VAL:HG12	1:I:915:CYS:HA	1.69	0.75
1:K:159:GLY:CA	5:K:1301:DTP:O1A	2.35	0.75
1:M:285:SER:O	1:M:319:GLY:CA	2.29	0.75
1:M:637:LYS:HA	1:M:660:VAL:HG23	1.68	0.75
1:A:149:TRP:CH2	1:A:273:VAL:HG11	2.20	0.75
1:C:561:PRO:O	1:C:563:ILE:HD13	1.86	0.75
1:G:283:GLU:OE2	1:G:284:SER:N	2.19	0.75
1:G:639:LEU:H	1:G:653:ILE:HG21	1.50	0.75
1:I:482:TYR:O	1:I:486:PHE:HD1	1.69	0.75
1:K:119:VAL:HG12	1:K:184:TRP:CE3	2.21	0.75
1:K:450:CYS:O	1:K:453:LEU:HG	1.85	0.75

*Continued on next page...*

*Continued from previous page...*

Atom-1	Atom-2	Interatomic distance (Å)	Clash overlap (Å)
1:A:119:VAL:HG12	1:A:184:TRP:CE3	2.21	0.75
1:A:262:LEU:HD21	1:A:270:THR:HG21	1.66	0.75
1:C:283:GLU:OE2	1:C:284:SER:N	2.19	0.75
1:E:146:GLU:OE1	1:E:147:PRO:HD3	1.87	0.75
1:E:450:CYS:O	1:E:453:LEU:HG	1.85	0.75
1:E:453:LEU:CD1	1:E:454:GLN:HE21	1.97	0.75
1:G:438:HIS:O	1:G:442:VAL:HG23	1.85	0.75
1:I:146:GLU:OE1	1:I:147:PRO:HD3	1.87	0.75
2:J:18:HIS:CE1	2:J:29:GLY:CA	2.66	0.75
1:M:179:PRO:CG	1:M:237:ARG:NH1	2.48	0.75
1:A:614:HIS:HE1	1:A:640:GLN:CG	1.83	0.75
1:C:1247:LEU:HD12	1:C:1248:GLU:N	2.02	0.75
1:C:529:TYR:O	1:C:532:ILE:CG2	2.32	0.75
1:E:386:LEU:HD11	1:E:424:LEU:HD22	1.67	0.75
1:G:928:VAL:HG12	1:G:937:VAL:CA	2.17	0.75
1:I:283:GLU:OE2	1:I:284:SER:N	2.19	0.75
1:K:924:GLN:HB3	1:K:1238:LEU:CG	2.17	0.75
1:K:317:CYS:SG	1:K:323:VAL:HG12	2.27	0.75
1:K:540:VAL:HG13	1:K:575:GLU:HB3	1.66	0.75
1:M:1220:LEU:H	1:M:1220:LEU:CD1	1.97	0.75
1:M:438:HIS:O	1:M:442:VAL:HG23	1.85	0.75
1:M:482:TYR:O	1:M:486:PHE:HD1	1.69	0.75
1:M:948:LEU:CD1	1:M:957:ASP:OD2	2.34	0.75
1:A:317:CYS:SG	1:A:323:VAL:HG12	2.27	0.75
1:C:558:GLN:HB3	1:C:559:PRO:CD	2.15	0.75
2:D:18:HIS:CE1	2:D:29:GLY:CA	2.66	0.75
1:G:317:CYS:SG	1:G:323:VAL:HG12	2.27	0.75
1:I:1171:GLU:CG	1:I:1172:GLY:H	2.00	0.75
1:I:924:GLN:HB3	1:I:1238:LEU:CG	2.17	0.75
1:M:146:GLU:OE1	1:M:147:PRO:HD3	1.87	0.75
1:M:159:GLY:CA	5:M:1301:DTP:O1A	2.34	0.75
3:P:28:HIS:NE2	4:S:14:LEU:HD11	2.01	0.75
1:C:1220:LEU:H	1:C:1220:LEU:CD1	1.97	0.75
1:C:317:CYS:SG	1:C:323:VAL:HG12	2.27	0.75
1:C:461:ILE:CD1	1:C:491:MET:HG2	2.16	0.75
1:E:1048:LYS:H	1:E:1062:SER:HA	1.51	0.75
1:E:409:GLU:HG3	1:G:340:TYR:CZ	2.22	0.75
1:G:461:ILE:CD1	1:G:491:MET:HG2	2.16	0.75
1:G:875:VAL:HG12	1:G:915:CYS:HA	1.68	0.75
1:I:597:TRP:CZ2	1:I:603:ILE:HG12	2.22	0.75
1:K:1171:GLU:CG	1:K:1172:GLY:H	2.00	0.75

*Continued on next page...*

*Continued from previous page...*

Atom-1	Atom-2	Interatomic distance (Å)	Clash overlap (Å)
1:K:1199:ILE:HD11	1:K:1232:TYR:CE2	2.22	0.75
1:K:1247:LEU:HD12	1:K:1248:GLU:N	2.02	0.75
1:K:473:LEU:CD1	1:K:480:CYS:CB	2.63	0.75
1:M:1048:LYS:H	1:M:1062:SER:HA	1.51	0.75
1:M:920:VAL:HG12	1:M:921:MET:H	1.51	0.75
1:A:1183:LEU:HD12	1:A:1183:LEU:N	2.02	0.75
1:A:1167:PRO:CB	1:A:1202:TRP:CE2	2.64	0.75
1:A:639:LEU:H	1:A:653:ILE:HG21	1.50	0.75
1:C:1183:LEU:N	1:C:1183:LEU:HD12	2.02	0.75
1:C:1220:LEU:HD23	1:C:1234:THR:HG1	1.52	0.75
1:C:520:ALA:HB2	1:C:648:GLU:HA	1.69	0.75
1:C:881:HIS:CE1	1:C:901:SER:CB	2.70	0.75
1:E:283:GLU:OE2	1:E:284:SER:N	2.19	0.75
1:E:639:LEU:H	1:E:653:ILE:HG21	1.51	0.75
1:G:924:GLN:HB3	1:G:1238:LEU:CG	2.17	0.75
1:G:482:TYR:O	1:G:486:PHE:HD1	1.69	0.75
1:G:948:LEU:CD1	1:G:957:ASP:OD2	2.34	0.75
1:I:317:CYS:SG	1:I:323:VAL:HG12	2.27	0.75
1:I:920:VAL:HG12	1:I:921:MET:H	1.51	0.75
1:K:597:TRP:CZ2	1:K:603:ILE:HG12	2.22	0.75
1:A:146:GLU:OE1	1:A:147:PRO:HD3	1.87	0.74
1:C:1167:PRO:HB3	1:C:1202:TRP:CD2	2.21	0.74
1:C:551:ASN:O	1:C:555:LEU:HB2	1.87	0.74
1:C:505:PHE:HE2	1:C:575:GLU:OE1	1.69	0.74
1:E:931:GLN:O	1:E:932:GLU:CB	2.35	0.74
1:G:920:VAL:HG12	1:G:921:MET:H	1.51	0.74
1:I:1200:LYS:CE	1:I:1211:GLN:HB2	2.02	0.74
1:I:1247:LEU:HD12	1:I:1248:GLU:N	2.02	0.74
1:I:159:GLY:CA	5:I:1301:DTP:O1A	2.34	0.74
1:K:875:VAL:HG12	1:K:915:CYS:HA	1.68	0.74
1:M:1167:PRO:HB3	1:M:1202:TRP:CD2	2.21	0.74
1:M:127:VAL:HG21	1:M:294:ILE:HG13	1.69	0.74
1:M:283:GLU:OE2	1:M:284:SER:N	2.19	0.74
1:M:551:ASN:O	1:M:555:LEU:HB2	1.87	0.74
1:M:561:PRO:O	1:M:563:ILE:HD13	1.86	0.74
1:A:1167:PRO:HB3	1:A:1202:TRP:CD2	2.21	0.74
1:A:264:THR:OG1	1:A:265:ARG:N	2.16	0.74
1:A:561:PRO:O	1:A:563:ILE:HD13	1.86	0.74
1:C:1200:LYS:CG	1:C:1211:GLN:HA	2.15	0.74
1:C:119:VAL:HG12	1:C:184:TRP:CE3	2.21	0.74
1:C:513:LYS:HD3	1:C:522:LEU:HG	1.69	0.74

*Continued on next page...*

*Continued from previous page...*

Atom-1	Atom-2	Interatomic distance (Å)	Clash overlap (Å)
1:E:1183:LEU:HD12	1:E:1183:LEU:N	2.02	0.74
1:E:554:LEU:HD11	1:E:1214:TYR:CE1	2.21	0.74
1:E:317:CYS:SG	1:E:323:VAL:HG12	2.27	0.74
1:E:637:LYS:HA	1:E:660:VAL:HG23	1.68	0.74
1:G:1167:PRO:C	1:G:1202:TRP:NE1	2.27	0.74
1:I:513:LYS:HD3	1:I:522:LEU:HG	1.69	0.74
1:I:866:LEU:HD22	1:I:914:VAL:CG1	2.18	0.74
1:I:928:VAL:HG12	1:I:937:VAL:CA	2.17	0.74
1:K:639:LEU:CG	1:K:653:ILE:HG21	2.16	0.74
1:K:927:ASP:O	1:K:938:LEU:CB	2.24	0.74
1:M:924:GLN:HB3	1:M:1238:LEU:CG	2.17	0.74
1:A:1247:LEU:HD12	1:A:1248:GLU:N	2.02	0.74
1:A:875:VAL:HG12	1:A:915:CYS:HA	1.68	0.74
1:C:1199:ILE:HD11	1:C:1232:TYR:CE2	2.22	0.74
1:C:237:ARG:HG2	1:C:237:ARG:NH1	1.98	0.74
1:E:359:TYR:CE1	1:E:361:TYR:HD1	2.06	0.74
1:E:513:LYS:HD3	1:E:522:LEU:HG	1.69	0.74
1:G:561:PRO:O	1:G:563:ILE:HD13	1.86	0.74
1:G:862:TYR:CZ	1:G:881:HIS:N	2.53	0.74
1:K:146:GLU:OE1	1:K:147:PRO:HD3	1.87	0.74
1:M:540:VAL:HG13	1:M:575:GLU:HB3	1.66	0.74
1:A:1199:ILE:HD11	1:A:1232:TYR:CE2	2.22	0.74
1:E:1247:LEU:HD12	1:E:1248:GLU:N	2.02	0.74
1:E:119:VAL:HG12	1:E:184:TRP:CE3	2.21	0.74
1:E:573:THR:HA	1:E:577:TYR:CD2	2.23	0.74
1:G:127:VAL:HG21	1:G:294:ILE:HG13	1.69	0.74
1:G:866:LEU:HD22	1:G:914:VAL:CG1	2.18	0.74
1:I:1199:ILE:HD11	1:I:1232:TYR:CE2	2.22	0.74
1:I:595:LEU:HD12	1:I:1201:TRP:CZ2	2.19	0.74
1:I:453:LEU:CD1	1:I:454:GLN:HE21	1.97	0.74
1:I:551:ASN:O	1:I:555:LEU:HB2	1.87	0.74
1:K:513:LYS:HD3	1:K:522:LEU:HG	1.69	0.74
1:K:551:ASN:O	1:K:555:LEU:HB2	1.87	0.74
1:K:881:HIS:CE1	1:K:901:SER:CB	2.70	0.74
1:M:1247:LEU:HD12	1:M:1248:GLU:N	2.02	0.74
1:M:875:VAL:HG12	1:M:915:CYS:HA	1.68	0.74
1:A:159:GLY:CA	5:A:1301:DTP:O1A	2.35	0.74
1:A:237:ARG:HG2	1:A:237:ARG:NH1	1.98	0.74
1:C:1167:PRO:HB3	1:C:1202:TRP:CG	2.23	0.74
1:E:561:PRO:HB3	1:E:1214:TYR:CE2	2.23	0.74
1:E:597:TRP:CZ2	1:E:603:ILE:HG12	2.22	0.74

*Continued on next page...*

*Continued from previous page...*

Atom-1	Atom-2	Interatomic distance (Å)	Clash overlap (Å)
1:G:1167:PRO:HB3	1:G:1202:TRP:CG	2.23	0.74
1:G:551:ASN:O	1:G:555:LEU:HB2	1.87	0.74
1:G:573:THR:HA	1:G:577:TYR:CD2	2.23	0.74
1:G:881:HIS:ND1	1:G:901:SER:CB	2.48	0.74
1:K:561:PRO:O	1:K:563:ILE:HD13	1.86	0.74
1:M:1179:TRP:HE3	1:M:1179:TRP:HA	1.52	0.74
1:M:1199:ILE:HD11	1:M:1232:TYR:CE2	2.22	0.74
1:M:119:VAL:HG12	1:M:184:TRP:CE3	2.21	0.74
1:M:881:HIS:CE1	1:M:901:SER:CB	2.70	0.74
3:R:19:ASP:CB	4:V:64:THR:HA	2.14	0.74
1:A:520:ALA:HB2	1:A:648:GLU:HA	1.69	0.74
1:C:597:TRP:CZ2	1:C:603:ILE:HG12	2.22	0.74
1:E:1167:PRO:HB3	1:E:1202:TRP:CD2	2.21	0.74
1:E:866:LEU:HD22	1:E:914:VAL:CG1	2.18	0.74
1:G:386:LEU:HD11	1:G:424:LEU:HD22	1.67	0.74
1:G:505:PHE:HE2	1:G:575:GLU:OE1	1.69	0.74
1:I:409:GLU:HG3	1:K:340:TYR:CZ	2.22	0.74
1:I:948:LEU:CD1	1:I:957:ASP:OD2	2.34	0.74
1:K:453:LEU:CD1	1:K:454:GLN:HE21	1.97	0.74
1:M:317:CYS:SG	1:M:323:VAL:HG12	2.27	0.74
1:M:535:GLU:HA	1:M:538:CYS:SG	2.28	0.74
1:A:513:LYS:HD3	1:A:522:LEU:HG	1.69	0.74
1:C:146:GLU:OE1	1:C:147:PRO:HD3	1.87	0.74
1:C:409:GLU:HG3	1:E:340:TYR:CZ	2.22	0.74
1:C:924:GLN:HB3	1:C:1238:LEU:CG	2.17	0.74
1:C:931:GLN:O	1:C:932:GLU:CB	2.35	0.74
1:E:234:LYS:HA	3:O:10:LEU:HD11	1.69	0.74
1:E:948:LEU:CD1	1:E:957:ASP:OD2	2.34	0.74
1:G:1199:ILE:HD11	1:G:1232:TYR:CE2	2.22	0.74
1:G:237:ARG:HG2	1:G:237:ARG:NH1	1.98	0.74
1:G:453:LEU:CD1	1:G:454:GLN:HE21	1.97	0.74
1:G:513:LYS:HD3	1:G:522:LEU:HG	1.69	0.74
1:I:473:LEU:CD1	1:I:480:CYS:CB	2.63	0.74
1:K:1183:LEU:N	1:K:1183:LEU:HD12	2.02	0.74
1:M:597:TRP:CZ2	1:M:603:ILE:HG12	2.22	0.74
1:A:924:GLN:HB3	1:A:1238:LEU:CG	2.17	0.74
1:C:603:ILE:HD13	1:C:1242:TYR:CE1	2.23	0.74
1:E:159:GLY:CA	5:E:1301:DTP:O1A	2.35	0.74
1:G:1183:LEU:HD12	1:G:1183:LEU:N	2.02	0.74
1:G:359:TYR:CE1	1:G:361:TYR:HD1	2.05	0.74
1:G:597:TRP:CZ2	1:G:603:ILE:HG12	2.22	0.74

*Continued on next page...*



*Continued from previous page...*

Atom-1	Atom-2	Interatomic distance (Å)	Clash overlap (Å)
1:G:862:TYR:OH	1:G:881:HIS:CB	2.16	0.74
1:I:137:GLN:HE21	1:I:173:LEU:HB3	1.53	0.74
1:I:639:LEU:CG	1:I:653:ILE:HG21	2.16	0.74
1:I:881:HIS:CE1	1:I:901:SER:CB	2.70	0.74
1:K:1048:LYS:H	1:K:1062:SER:HA	1.51	0.74
1:K:520:ALA:HB2	1:K:648:GLU:HA	1.69	0.74
1:K:657:GLU:HG2	1:K:680:LYS:HZ1	1.49	0.74
1:K:866:LEU:HD22	1:K:914:VAL:CG1	2.18	0.74
1:M:1183:LEU:HD12	1:M:1183:LEU:N	2.02	0.74
1:K:409:GLU:HG3	1:M:340:TYR:CZ	2.22	0.74
4:Y:7:ARG:O	4:Y:11:ARG:HG3	1.87	0.74
1:A:283:GLU:OE2	1:A:284:SER:N	2.19	0.74
1:A:931:GLN:O	1:A:932:GLU:CB	2.35	0.74
1:C:561:PRO:HB3	1:C:1214:TYR:CE2	2.23	0.74
1:E:1199:ILE:HD11	1:E:1232:TYR:CE2	2.22	0.74
1:G:657:GLU:HG2	1:G:680:LYS:HZ2	1.51	0.74
2:H:18:HIS:CE1	2:H:30:PRO:HD2	2.22	0.74
1:I:1183:LEU:HD12	1:I:1183:LEU:N	2.02	0.74
1:I:603:ILE:HD13	1:I:1242:TYR:CE1	2.23	0.74
1:I:535:GLU:HA	1:I:538:CYS:SG	2.28	0.74
3:P:19:ASP:CA	4:T:64:THR:CG2	2.53	0.74
1:A:597:TRP:CZ2	1:A:603:ILE:HG12	2.22	0.74
1:A:862:TYR:CZ	1:A:881:HIS:N	2.53	0.74
1:A:866:LEU:HD22	1:A:914:VAL:CG1	2.18	0.74
1:C:359:TYR:CE1	1:C:361:TYR:HD1	2.06	0.74
1:C:535:GLU:HA	1:C:538:CYS:SG	2.28	0.74
1:C:573:THR:HA	1:C:577:TYR:CD2	2.23	0.74
1:C:866:LEU:HD22	1:C:914:VAL:CG1	2.18	0.74
1:E:1167:PRO:C	1:E:1202:TRP:NE1	2.27	0.74
1:E:127:VAL:HG21	1:E:294:ILE:HG13	1.69	0.74
1:E:924:GLN:HB3	1:E:1238:LEU:CG	2.17	0.74
1:G:146:GLU:OE1	1:G:147:PRO:HD3	1.87	0.74
1:G:535:GLU:HA	1:G:538:CYS:SG	2.28	0.74
1:G:561:PRO:HB3	1:G:1214:TYR:CE2	2.23	0.74
1:G:927:ASP:O	1:G:938:LEU:CB	2.24	0.74
1:I:461:ILE:HD13	1:I:491:MET:HG2	1.70	0.74
1:I:561:PRO:O	1:I:563:ILE:HD13	1.86	0.74
1:M:513:LYS:HD3	1:M:522:LEU:HG	1.69	0.74
1:M:657:GLU:HG2	1:M:680:LYS:HZ2	1.53	0.74
3:Q:24:TYR:HE2	4:U:38:HIS:HB3	1.51	0.74
1:A:535:GLU:HA	1:A:538:CYS:SG	2.28	0.73

*Continued on next page...*

*Continued from previous page...*

Atom-1	Atom-2	Interatomic distance (Å)	Clash overlap (Å)
1:A:862:TYR:OH	1:A:881:HIS:CB	2.16	0.73
1:A:928:VAL:HG12	1:A:937:VAL:CA	2.17	0.73
1:C:1218:THR:O	1:C:1236:ASP:CB	2.32	0.73
1:C:137:GLN:HE21	1:C:173:LEU:HB3	1.53	0.73
1:C:920:VAL:HG12	1:C:921:MET:H	1.51	0.73
7:D:201:HEM:CMC	7:D:201:HEM:HBC2	2.11	0.73
1:E:540:VAL:CG1	1:E:575:GLU:CB	2.66	0.73
1:G:595:LEU:HD12	1:G:1201:TRP:CZ2	2.19	0.73
1:G:409:GLU:HG3	1:I:340:TYR:CZ	2.23	0.73
1:I:127:VAL:HG21	1:I:294:ILE:HG13	1.69	0.73
1:I:639:LEU:H	1:I:653:ILE:HG21	1.51	0.73
1:I:928:VAL:HG22	1:I:1224:HIS:CE1	2.23	0.73
1:M:359:TYR:CE1	1:M:361:TYR:HD1	2.06	0.73
1:M:657:GLU:HG2	1:M:680:LYS:HZ1	1.51	0.73
1:M:988:LEU:HD11	1:M:993:ASN:HA	1.70	0.73
1:A:948:LEU:CD1	1:A:957:ASP:OD2	2.34	0.73
1:C:875:VAL:HG12	1:C:915:CYS:HA	1.69	0.73
1:E:137:GLN:HE21	1:E:173:LEU:HB3	1.53	0.73
1:E:551:ASN:O	1:E:555:LEU:HB2	1.87	0.73
1:K:639:LEU:H	1:K:653:ILE:HG21	1.51	0.73
1:K:928:VAL:HG12	1:K:937:VAL:CA	2.17	0.73
1:M:603:ILE:HD13	1:M:1242:TYR:CE1	2.23	0.73
1:A:340:TYR:CZ	1:M:409:GLU:HG3	2.22	0.73
1:M:639:LEU:CG	1:M:653:ILE:HG21	2.16	0.73
1:A:109:TYR:HE1	3:P:4:LYS:HA	1.53	0.73
1:A:1167:PRO:HB3	1:A:1202:TRP:CG	2.23	0.73
1:A:1220:LEU:N	1:A:1220:LEU:HD12	2.01	0.73
1:A:127:VAL:HG21	1:A:294:ILE:HG13	1.69	0.73
1:A:175:GLU:CG	3:P:4:LYS:HZ1	2.01	0.73
1:A:359:TYR:CE1	1:A:361:TYR:HD1	2.06	0.73
1:E:1171:GLU:CG	1:E:1172:GLY:H	2.00	0.73
1:E:285:SER:O	1:E:319:GLY:CA	2.29	0.73
1:E:505:PHE:HE2	1:E:575:GLU:OE1	1.69	0.73
1:E:881:HIS:CE1	1:E:901:SER:CB	2.70	0.73
1:E:875:VAL:HG12	1:E:915:CYS:HA	1.68	0.73
1:G:603:ILE:HD13	1:G:1242:TYR:CE1	2.23	0.73
1:K:540:VAL:CG1	1:K:575:GLU:CB	2.66	0.73
1:K:637:LYS:HA	1:K:660:VAL:HG23	1.68	0.73
1:K:931:GLN:O	1:K:932:GLU:CB	2.36	0.73
1:M:1176:HIS:CB	1:M:1218:THR:CG2	2.62	0.73
1:M:928:VAL:HG22	1:M:1224:HIS:CE1	2.23	0.73

*Continued on next page...*

*Continued from previous page...*

Atom-1	Atom-2	Interatomic distance (Å)	Clash overlap (Å)
1:A:573:THR:HA	1:A:577:TYR:CD2	2.23	0.73
1:E:457:HIS:O	1:E:460:ILE:HG22	1.89	0.73
1:G:137:GLN:HE21	1:G:173:LEU:HB3	1.53	0.73
1:G:393:VAL:HG11	1:G:486:PHE:CE2	2.24	0.73
1:G:457:HIS:O	1:G:460:ILE:HG22	1.89	0.73
1:G:461:ILE:HD13	1:G:491:MET:HG2	1.70	0.73
1:I:1048:LYS:H	1:I:1062:SER:HA	1.51	0.73
1:I:1167:PRO:HB3	1:I:1202:TRP:CG	2.23	0.73
1:I:457:HIS:O	1:I:460:ILE:HG22	1.89	0.73
1:K:359:TYR:CE1	1:K:361:TYR:HD1	2.06	0.73
1:K:582:LEU:HD23	1:K:582:LEU:O	1.89	0.73
1:K:920:VAL:HG12	1:K:921:MET:H	1.51	0.73
1:M:561:PRO:HB3	1:M:1214:TYR:CE2	2.23	0.73
1:M:540:VAL:CG1	1:M:575:GLU:CB	2.66	0.73
1:M:520:ALA:HB2	1:M:648:GLU:HA	1.69	0.73
1:M:928:VAL:HG12	1:M:937:VAL:CA	2.17	0.73
1:A:988:LEU:HD11	1:A:993:ASN:HA	1.70	0.73
1:A:409:GLU:HG3	1:C:340:TYR:CZ	2.22	0.73
1:C:928:VAL:HG12	1:C:937:VAL:CA	2.17	0.73
1:E:322:LEU:CD1	1:E:364:LEU:CD2	2.41	0.73
1:E:520:ALA:HB2	1:E:648:GLU:HA	1.69	0.73
1:E:582:LEU:HD23	1:E:582:LEU:O	1.89	0.73
1:E:643:LYS:HD3	1:E:646:THR:HG22	1.71	0.73
1:G:540:VAL:CG1	1:G:575:GLU:CB	2.66	0.73
1:G:988:LEU:HD11	1:G:993:ASN:HA	1.70	0.73
1:I:988:LEU:HD11	1:I:993:ASN:HA	1.70	0.73
1:K:322:LEU:CD1	1:K:364:LEU:CD2	2.42	0.73
1:M:866:LEU:HD22	1:M:914:VAL:CG1	2.18	0.73
3:P:24:TYR:CD1	3:P:24:TYR:N	2.33	0.73
1:E:393:VAL:HG11	1:E:486:PHE:CE2	2.24	0.73
1:E:643:LYS:HD3	1:E:646:THR:CG2	2.19	0.73
1:K:535:GLU:HA	1:K:538:CYS:SG	2.28	0.73
1:A:551:ASN:O	1:A:555:LEU:HB2	1.87	0.73
1:A:595:LEU:CG	1:A:1244:LEU:HD13	2.18	0.73
1:A:595:LEU:HD12	1:A:1201:TRP:CZ2	2.19	0.73
1:C:1171:GLU:CG	1:C:1172:GLY:H	2.00	0.73
1:C:393:VAL:HG11	1:C:486:PHE:CE2	2.24	0.73
1:C:928:VAL:HG22	1:C:1224:HIS:CE1	2.23	0.73
1:E:1218:THR:O	1:E:1236:ASP:CB	2.32	0.73
1:E:334:PHE:HB2	1:E:337:ARG:HD2	1.71	0.73
1:G:582:LEU:O	1:G:582:LEU:HD23	1.89	0.73

*Continued on next page...*

*Continued from previous page...*

Atom-1	Atom-2	Interatomic distance (Å)	Clash overlap (Å)
1:I:359:TYR:CE1	1:I:361:TYR:HD1	2.06	0.73
1:I:582:LEU:O	1:I:582:LEU:HD23	1.89	0.73
1:I:643:LYS:HD3	1:I:646:THR:HG22	1.71	0.73
1:I:881:HIS:CE1	1:I:899:THR:O	2.42	0.73
1:M:1171:GLU:CG	1:M:1172:GLY:H	2.00	0.73
1:M:596:GLU:O	1:M:1244:LEU:HA	1.89	0.73
1:A:1171:GLU:CG	1:A:1172:GLY:H	2.00	0.73
1:A:643:LYS:HD3	1:A:646:THR:CG2	2.19	0.73
1:C:461:ILE:HD13	1:C:491:MET:HG2	1.70	0.73
1:C:540:VAL:CG1	1:C:575:GLU:CB	2.66	0.73
1:C:988:LEU:HD11	1:C:993:ASN:HA	1.70	0.73
1:E:473:LEU:CD1	1:E:480:CYS:CB	2.63	0.73
1:G:596:GLU:O	1:G:1244:LEU:HA	1.89	0.73
1:G:595:LEU:CG	1:G:1244:LEU:HD13	2.18	0.73
1:I:931:GLN:O	1:I:932:GLU:CB	2.35	0.73
2:J:18:HIS:CE1	2:J:30:PRO:HD2	2.22	0.73
1:K:561:PRO:HB3	1:K:1214:TYR:CE2	2.23	0.73
1:K:603:ILE:HD13	1:K:1242:TYR:CE1	2.23	0.73
1:M:494:ALA:O	1:M:495:LYS:HB2	1.89	0.73
3:Q:34:PHE:O	3:Q:63:LYS:NZ	2.19	0.73
4:S:36:ARG:CD	4:S:37:PRO:CD	2.55	0.73
1:A:881:HIS:ND1	1:A:901:SER:CB	2.48	0.73
1:C:473:LEU:CD1	1:C:480:CYS:CB	2.63	0.73
1:C:582:LEU:O	1:C:582:LEU:HD23	1.89	0.73
1:C:881:HIS:CE1	1:C:899:THR:O	2.42	0.73
1:E:461:ILE:HD13	1:E:491:MET:HG2	1.70	0.73
1:E:551:ASN:O	1:E:555:LEU:CB	2.37	0.73
1:G:1200:LYS:CE	1:G:1211:GLN:HB2	2.02	0.73
1:I:595:LEU:CG	1:I:1244:LEU:HD13	2.18	0.73
1:I:561:PRO:HB3	1:I:1214:TYR:CE2	2.23	0.73
1:I:520:ALA:HB2	1:I:648:GLU:HA	1.69	0.73
1:I:902:ASP:CG	2:J:72:LYS:NZ	2.42	0.73
1:I:147:PRO:CG	1:K:121:GLN:OE1	2.37	0.73
1:K:494:ALA:O	1:K:495:LYS:HB2	1.89	0.73
1:M:473:LEU:CD1	1:M:480:CYS:CB	2.63	0.73
1:M:881:HIS:CE1	1:M:899:THR:O	2.42	0.73
4:S:38:HIS:O	4:S:41:GLU:CG	2.37	0.73
1:A:561:PRO:HB3	1:A:1214:TYR:CE2	2.23	0.73
1:A:582:LEU:HD23	1:A:582:LEU:O	1.89	0.73
1:A:881:HIS:CE1	1:A:901:SER:CB	2.70	0.73
1:C:596:GLU:O	1:C:1244:LEU:HA	1.89	0.73

*Continued on next page...*

*Continued from previous page...*

Atom-1	Atom-2	Interatomic distance (Å)	Clash overlap (Å)
1:E:603:ILE:HD13	1:E:1242:TYR:CE1	2.23	0.73
1:E:928:VAL:HG12	1:E:937:VAL:CA	2.17	0.73
1:G:1247:LEU:HD12	1:G:1248:GLU:N	2.02	0.73
1:G:551:ASN:O	1:G:555:LEU:CB	2.37	0.73
1:I:540:VAL:CG1	1:I:575:GLU:CB	2.66	0.73
2:N:18:HIS:CE1	2:N:30:PRO:HD2	2.22	0.73
1:A:1225:VAL:HG11	1:A:1229:PHE:CE1	2.24	0.72
1:A:551:ASN:O	1:A:555:LEU:CB	2.37	0.72
1:C:595:LEU:CG	1:C:1244:LEU:HD13	2.18	0.72
1:C:457:HIS:O	1:C:460:ILE:HG22	1.89	0.72
1:E:1225:VAL:HG11	1:E:1229:PHE:CE1	2.24	0.72
1:E:535:GLU:HA	1:E:538:CYS:SG	2.28	0.72
1:I:596:GLU:O	1:I:1244:LEU:HA	1.89	0.72
1:I:334:PHE:HB2	1:I:337:ARG:HD2	1.71	0.72
1:K:147:PRO:CG	1:M:121:GLN:OE1	2.37	0.72
1:K:127:VAL:HG21	1:K:294:ILE:HG13	1.69	0.72
1:K:334:PHE:HB2	1:K:337:ARG:HD2	1.71	0.72
1:K:596:GLU:O	1:K:1244:LEU:HA	1.89	0.72
1:M:881:HIS:ND1	1:M:901:SER:CB	2.48	0.72
1:A:461:ILE:HD13	1:A:491:MET:HG2	1.70	0.72
1:C:1225:VAL:HG11	1:C:1229:PHE:CE1	2.24	0.72
1:C:902:ASP:CG	2:D:72:LYS:NZ	2.42	0.72
1:E:881:HIS:ND1	1:E:901:SER:CB	2.48	0.72
1:G:1171:GLU:CG	1:G:1172:GLY:H	2.00	0.72
1:I:537:ASP:O	1:I:540:VAL:N	2.22	0.72
1:K:1167:PRO:HB3	1:K:1202:TRP:CG	2.23	0.72
1:K:461:ILE:HD13	1:K:491:MET:HG2	1.70	0.72
1:K:881:HIS:ND1	1:K:901:SER:CB	2.48	0.72
1:K:928:VAL:CG1	1:K:937:VAL:HG12	2.19	0.72
1:M:928:VAL:CG1	1:M:937:VAL:HG12	2.19	0.72
4:Y:87:SER:O	4:Y:91:THR:HG23	1.89	0.72
1:A:393:VAL:HG11	1:A:486:PHE:CE2	2.24	0.72
1:A:540:VAL:CG1	1:A:575:GLU:CB	2.66	0.72
1:A:928:VAL:HG22	1:A:1224:HIS:CE1	2.24	0.72
1:C:553:HIS:HB2	1:C:610:VAL:CG1	2.20	0.72
1:G:928:VAL:HG22	1:G:1224:HIS:CE1	2.24	0.72
1:I:1027:ILE:HB	1:I:1040:LEU:HB2	1.72	0.72
1:I:1200:LYS:CG	1:I:1211:GLN:CA	2.67	0.72
1:K:393:VAL:HG11	1:K:486:PHE:CE2	2.24	0.72
1:K:928:VAL:HG22	1:K:1224:HIS:CE1	2.23	0.72
1:M:551:ASN:O	1:M:555:LEU:CB	2.37	0.72

*Continued on next page...*

*Continued from previous page...*

Atom-1	Atom-2	Interatomic distance (Å)	Clash overlap (Å)
1:A:881:HIS:CE1	1:A:899:THR:O	2.42	0.72
1:C:494:ALA:O	1:C:495:LYS:HB2	1.89	0.72
1:G:1225:VAL:HG11	1:G:1229:PHE:CE1	2.24	0.72
1:G:643:LYS:HD3	1:G:646:THR:CG2	2.19	0.72
1:G:639:LEU:CG	1:G:653:ILE:HG21	2.16	0.72
1:I:1225:VAL:HG11	1:I:1229:PHE:CE1	2.24	0.72
1:K:537:ASP:O	1:K:540:VAL:N	2.22	0.72
1:M:137:GLN:HE21	1:M:173:LEU:HB3	1.53	0.72
1:M:457:HIS:O	1:M:460:ILE:HG22	1.89	0.72
1:M:537:ASP:O	1:M:540:VAL:N	2.22	0.72
1:A:553:HIS:HB2	1:A:610:VAL:CG1	2.20	0.72
1:C:334:PHE:HB2	1:C:337:ARG:HD2	1.71	0.72
1:E:1167:PRO:HB3	1:E:1202:TRP:CG	2.23	0.72
1:E:881:HIS:CE1	1:E:899:THR:O	2.42	0.72
1:E:928:VAL:HG22	1:E:1224:HIS:CE1	2.23	0.72
1:G:1027:ILE:HB	1:G:1040:LEU:HB2	1.71	0.72
1:K:1027:ILE:HB	1:K:1040:LEU:HB2	1.72	0.72
1:K:1200:LYS:CG	1:K:1211:GLN:CA	2.67	0.72
1:K:285:SER:O	1:K:319:GLY:CA	2.29	0.72
1:K:881:HIS:CE1	1:K:899:THR:O	2.42	0.72
1:M:1167:PRO:HB3	1:M:1202:TRP:CG	2.23	0.72
3:R:19:ASP:C	4:V:64:THR:HB	2.10	0.72
1:A:109:TYR:CZ	3:P:4:LYS:HB3	2.24	0.72
1:A:1218:THR:O	1:A:1236:ASP:CB	2.32	0.72
1:A:137:GLN:HE21	1:A:173:LEU:HB3	1.53	0.72
1:A:381:ASP:O	1:A:384:THR:CG2	2.36	0.72
1:A:882:LEU:N	1:A:882:LEU:CD2	2.39	0.72
1:C:551:ASN:O	1:C:555:LEU:CB	2.37	0.72
1:E:1176:HIS:HD2	1:E:1197:GLY:HA3	1.55	0.72
1:E:559:PRO:O	1:E:561:PRO:CD	2.38	0.72
1:G:494:ALA:O	1:G:495:LYS:HB2	1.89	0.72
1:I:551:ASN:O	1:I:555:LEU:CB	2.37	0.72
1:I:862:TYR:OH	1:I:881:HIS:CB	2.16	0.72
1:K:137:GLN:HE21	1:K:173:LEU:HB3	1.53	0.72
1:K:364:LEU:CD1	1:K:368:MET:HE1	2.20	0.72
2:L:18:HIS:CE1	2:L:30:PRO:HD2	2.22	0.72
1:M:1233:VAL:HG12	1:M:1243:ILE:HA	1.71	0.72
1:A:1176:HIS:HD2	1:A:1197:GLY:HA3	1.54	0.72
1:A:147:PRO:CG	1:C:121:GLN:OE1	2.37	0.72
1:A:149:TRP:CZ3	1:A:273:VAL:HG11	2.25	0.72
1:C:643:LYS:HD3	1:C:646:THR:CG2	2.19	0.72

*Continued on next page...*

*Continued from previous page...*

Atom-1	Atom-2	Interatomic distance (Å)	Clash overlap (Å)
1:E:595:LEU:CG	1:E:1244:LEU:HD13	2.18	0.72
1:E:573:THR:O	1:E:577:TYR:HB2	1.90	0.72
1:E:927:ASP:O	1:E:938:LEU:CB	2.24	0.72
1:G:147:PRO:CG	1:I:121:GLN:OE1	2.37	0.72
1:G:537:ASP:O	1:G:540:VAL:N	2.22	0.72
1:G:928:VAL:CG1	1:G:937:VAL:HG12	2.19	0.72
1:K:1220:LEU:N	1:K:1220:LEU:HD12	2.01	0.72
1:K:902:ASP:CG	2:L:72:LYS:NZ	2.42	0.72
1:M:1027:ILE:HB	1:M:1040:LEU:HB2	1.72	0.72
1:M:595:LEU:CG	1:M:1244:LEU:HD13	2.18	0.72
1:M:149:TRP:CZ3	1:M:273:VAL:HG11	2.25	0.72
1:M:461:ILE:HD13	1:M:491:MET:HG2	1.70	0.72
1:M:553:HIS:HB2	1:M:610:VAL:CG1	2.20	0.72
1:M:573:THR:O	1:M:577:TYR:HB2	1.90	0.72
1:A:121:GLN:OE1	1:M:147:PRO:CG	2.37	0.72
1:C:147:PRO:CG	1:E:121:GLN:OE1	2.37	0.72
1:C:285:SER:O	1:C:319:GLY:CA	2.29	0.72
1:G:520:ALA:HB2	1:G:648:GLU:HA	1.69	0.72
1:G:902:ASP:CG	2:H:72:LYS:NZ	2.42	0.72
1:K:595:LEU:CG	1:K:1244:LEU:HD13	2.18	0.72
1:K:457:HIS:O	1:K:460:ILE:HG22	1.89	0.72
1:M:559:PRO:O	1:M:561:PRO:CD	2.38	0.72
1:M:643:LYS:HD3	1:M:646:THR:CG2	2.19	0.72
1:M:816:ALA:HB3	1:M:846:CYS:SG	2.30	0.72
1:A:596:GLU:O	1:A:1244:LEU:HA	1.89	0.72
1:A:334:PHE:HB2	1:A:337:ARG:HD2	1.70	0.72
1:A:473:LEU:CD1	1:A:480:CYS:CB	2.63	0.72
1:A:902:ASP:CG	2:B:72:LYS:NZ	2.42	0.72
1:E:595:LEU:CD1	1:E:1244:LEU:HD22	2.10	0.72
1:E:553:HIS:HB2	1:E:610:VAL:CG1	2.20	0.72
1:G:473:LEU:CD1	1:G:480:CYS:CB	2.63	0.72
1:M:1109:ALA:HB3	1:M:1123:LEU:HB2	1.72	0.72
1:M:1220:LEU:N	1:M:1220:LEU:HD12	2.01	0.72
3:Q:28:HIS:N	4:T:14:LEU:HG	2.03	0.72
1:A:494:ALA:O	1:A:495:LYS:HB2	1.89	0.72
1:E:1218:THR:HG22	1:E:1219:ASN:HB2	1.72	0.72
1:E:147:PRO:CG	1:G:121:GLN:OE1	2.37	0.72
1:I:1167:PRO:CB	1:I:1202:TRP:CE2	2.64	0.72
1:I:494:ALA:O	1:I:495:LYS:HB2	1.89	0.72
1:K:551:ASN:O	1:K:555:LEU:CB	2.37	0.72
1:K:643:LYS:HD3	1:K:646:THR:CG2	2.19	0.72

*Continued on next page...*

*Continued from previous page...*

Atom-1	Atom-2	Interatomic distance (Å)	Clash overlap (Å)
1:K:643:LYS:HD3	1:K:646:THR:HG22	1.71	0.72
1:M:1176:HIS:HD2	1:M:1197:GLY:HA3	1.55	0.72
3:P:28:HIS:CE1	4:S:14:LEU:HD11	2.24	0.72
1:A:1109:ALA:HB3	1:A:1123:LEU:HB2	1.72	0.71
1:A:816:ALA:HB3	1:A:846:CYS:SG	2.30	0.71
1:C:816:ALA:HB3	1:C:846:CYS:SG	2.30	0.71
1:E:988:LEU:HD11	1:E:993:ASN:HA	1.70	0.71
1:G:1233:VAL:HG12	1:G:1243:ILE:HA	1.71	0.71
1:G:720:SER:OG	1:G:722:ASP:OD1	2.08	0.71
1:G:881:HIS:CE1	1:G:899:THR:O	2.42	0.71
1:I:559:PRO:O	1:I:561:PRO:CD	2.38	0.71
1:I:643:LYS:HD3	1:I:646:THR:CG2	2.19	0.71
1:K:1200:LYS:CE	1:K:1211:GLN:HB2	2.02	0.71
1:K:1218:THR:HG22	1:K:1219:ASN:HB2	1.72	0.71
1:K:816:ALA:HB3	1:K:846:CYS:SG	2.30	0.71
1:K:988:LEU:HD11	1:K:993:ASN:HA	1.70	0.71
1:M:1200:LYS:CG	1:M:1211:GLN:CA	2.67	0.71
1:M:453:LEU:CD1	1:M:454:GLN:HE21	1.97	0.71
1:C:1109:ALA:HB3	1:C:1123:LEU:HB2	1.72	0.71
1:C:127:VAL:HG21	1:C:294:ILE:HG13	1.69	0.71
1:C:537:ASP:O	1:C:540:VAL:N	2.23	0.71
1:E:596:GLU:O	1:E:1244:LEU:HA	1.89	0.71
1:E:149:TRP:CZ3	1:E:273:VAL:HG11	2.25	0.71
2:F:18:HIS:CE1	2:F:30:PRO:HD2	2.22	0.71
1:G:334:PHE:HB2	1:G:337:ARG:HD2	1.71	0.71
1:G:816:ALA:HB3	1:G:846:CYS:SG	2.30	0.71
1:I:393:VAL:HG11	1:I:486:PHE:CE2	2.24	0.71
1:K:1109:ALA:HB3	1:K:1123:LEU:HB2	1.72	0.71
1:K:1233:VAL:HG12	1:K:1243:ILE:HA	1.71	0.71
1:K:559:PRO:O	1:K:561:PRO:CD	2.38	0.71
3:Q:24:TYR:CG	4:T:52:ARG:NH2	2.57	0.71
1:A:603:ILE:HD13	1:A:1242:TYR:CE1	2.23	0.71
1:A:457:HIS:O	1:A:460:ILE:HG22	1.89	0.71
1:A:928:VAL:CG1	1:A:937:VAL:HG12	2.19	0.71
1:C:1218:THR:HG22	1:C:1219:ASN:HB2	1.72	0.71
1:C:149:TRP:CZ3	1:C:273:VAL:HG11	2.25	0.71
1:C:381:ASP:O	1:C:384:THR:CG2	2.36	0.71
1:C:419:VAL:HG11	1:C:426:CYS:HG	1.54	0.71
1:E:610:VAL:HG22	1:E:907:ARG:HG3	1.73	0.71
1:I:285:SER:O	1:I:319:GLY:CA	2.29	0.71
1:I:332:ARG:HH11	1:I:332:ARG:HB2	1.55	0.71

*Continued on next page...*



*Continued from previous page...*

Atom-1	Atom-2	Interatomic distance (Å)	Clash overlap (Å)
1:I:720:SER:OG	1:I:722:ASP:OD1	2.08	0.71
1:M:1225:VAL:HG11	1:M:1229:PHE:CE1	2.24	0.71
1:M:317:CYS:C	1:M:318:LYS:HG2	2.11	0.71
1:M:582:LEU:O	1:M:582:LEU:HD23	1.89	0.71
1:M:902:ASP:CG	2:N:72:LYS:NZ	2.42	0.71
1:C:1149:GLY:HA2	1:C:1180:VAL:CG2	2.17	0.71
1:C:453:LEU:CD1	1:C:454:GLN:HE21	1.97	0.71
1:C:559:PRO:O	1:C:561:PRO:CD	2.38	0.71
1:G:610:VAL:HG22	1:G:907:ARG:HG3	1.73	0.71
1:K:1220:LEU:H	1:K:1220:LEU:CD1	1.97	0.71
1:K:1225:VAL:HG11	1:K:1229:PHE:CE1	2.24	0.71
1:K:553:HIS:HB2	1:K:610:VAL:CG1	2.20	0.71
1:K:902:ASP:CB	2:L:72:LYS:HZ2	2.03	0.71
1:M:266:ASP:OD1	1:M:266:ASP:N	2.24	0.71
1:M:393:VAL:HG11	1:M:486:PHE:CE2	2.24	0.71
3:Q:19:ASP:O	4:U:64:THR:CG2	2.38	0.71
1:A:1027:ILE:HB	1:A:1040:LEU:HB2	1.72	0.71
1:A:179:PRO:HB3	3:P:2:ASP:OD2	1.90	0.71
1:A:537:ASP:O	1:A:540:VAL:N	2.22	0.71
1:A:559:PRO:O	1:A:561:PRO:CD	2.38	0.71
1:C:643:LYS:HD3	1:C:646:THR:HG22	1.71	0.71
1:C:862:TYR:H	1:C:884:TRP:HD1	1.39	0.71
1:E:155:MET:HE3	1:E:441:GLN:HE21	1.55	0.71
1:I:266:ASP:OD1	1:I:266:ASP:N	2.24	0.71
1:M:322:LEU:HD12	1:M:364:LEU:HD23	0.74	0.71
1:M:374:MET:HE2	1:M:374:MET:HA	1.73	0.71
1:M:920:VAL:C	1:M:921:MET:HG2	2.11	0.71
1:A:172:SER:O	3:W:7:ASN:ND2	2.23	0.71
3:X:37:ILE:CG1	4:Y:10:ARG:HH11	2.03	0.71
1:C:927:ASP:O	1:C:938:LEU:CB	2.24	0.71
1:E:902:ASP:CG	2:F:72:LYS:NZ	2.42	0.71
1:E:928:VAL:CG1	1:E:937:VAL:HG12	2.19	0.71
1:G:149:TRP:CZ3	1:G:273:VAL:HG11	2.25	0.71
1:G:657:GLU:HG2	1:G:680:LYS:HZ1	1.52	0.71
1:I:928:VAL:CG1	1:I:937:VAL:HG12	2.20	0.71
1:M:334:PHE:HB2	1:M:337:ARG:HD2	1.71	0.71
1:M:720:SER:OG	1:M:722:ASP:OD1	2.08	0.71
1:A:427:ASP:OD2	1:A:434:ARG:HG3	1.91	0.71
1:E:137:GLN:HG2	1:E:173:LEU:CD2	2.20	0.71
1:E:494:ALA:O	1:E:495:LYS:HB2	1.89	0.71
1:E:639:LEU:CG	1:E:653:ILE:HG21	2.16	0.71

*Continued on next page...*

*Continued from previous page...*

Atom-1	Atom-2	Interatomic distance (Å)	Clash overlap (Å)
1:G:931:GLN:O	1:G:932:GLU:CB	2.35	0.71
1:I:146:GLU:OE1	1:I:147:PRO:HD2	1.91	0.71
1:K:149:TRP:CZ3	1:K:273:VAL:HG11	2.25	0.71
1:M:381:ASP:O	1:M:384:THR:CG2	2.36	0.71
3:P:31:SER:HA	4:S:11:ARG:CA	2.18	0.71
1:E:1027:ILE:HB	1:E:1040:LEU:HB2	1.71	0.71
1:E:1187:PRO:CG	1:E:1229:PHE:CG	2.74	0.71
1:G:137:GLN:HG2	1:G:173:LEU:CD2	2.20	0.71
1:I:1218:THR:HG22	1:I:1219:ASN:HB2	1.72	0.71
1:I:540:VAL:CG1	1:I:575:GLU:HB2	2.21	0.71
1:I:610:VAL:HG22	1:I:907:ARG:HG3	1.73	0.71
1:A:862:TYR:H	1:A:884:TRP:HD1	1.39	0.71
1:C:1027:ILE:HB	1:C:1040:LEU:HB2	1.71	0.71
1:E:1109:ALA:HB3	1:E:1123:LEU:HB2	1.72	0.71
1:E:1233:VAL:HG12	1:E:1243:ILE:HA	1.71	0.71
1:E:537:ASP:O	1:E:540:VAL:N	2.22	0.71
1:G:881:HIS:CE1	1:G:901:SER:CB	2.70	0.71
1:I:1187:PRO:CG	1:I:1229:PHE:CG	2.74	0.71
1:I:924:GLN:N	1:I:924:GLN:OE1	2.24	0.71
1:M:1218:THR:HG22	1:M:1219:ASN:HB2	1.72	0.71
1:M:427:ASP:OD2	1:M:434:ARG:HG3	1.91	0.71
1:M:862:TYR:OH	1:M:881:HIS:CB	2.16	0.71
1:A:1233:VAL:HG12	1:A:1243:ILE:HA	1.71	0.71
1:A:179:PRO:HG2	1:A:237:ARG:NH1	2.06	0.71
1:C:317:CYS:C	1:C:318:LYS:HG2	2.11	0.71
1:G:427:ASP:OD2	1:G:434:ARG:HG3	1.90	0.71
1:G:540:VAL:CG1	1:G:575:GLU:HB2	2.21	0.71
1:G:643:LYS:HD3	1:G:646:THR:HG22	1.71	0.71
1:I:1171:GLU:HG3	1:I:1172:GLY:N	2.06	0.71
1:I:1187:PRO:HG3	1:I:1229:PHE:CB	2.21	0.71
1:I:816:ALA:HB3	1:I:846:CYS:SG	2.30	0.71
1:K:1187:PRO:HG3	1:K:1229:PHE:CB	2.21	0.71
1:M:179:PRO:HG2	1:M:237:ARG:NH1	2.06	0.71
1:M:902:ASP:CB	2:N:72:LYS:HZ2	2.03	0.71
3:O:24:TYR:OH	4:S:39:MET:HA	1.91	0.71
1:A:146:GLU:OE1	1:A:147:PRO:HD2	1.91	0.70
1:A:641:VAL:HB	1:A:651:LEU:CB	2.21	0.70
1:C:928:VAL:CG1	1:C:937:VAL:HG12	2.19	0.70
1:E:604:THR:H	1:E:1240:ILE:CD1	2.04	0.70
1:G:920:VAL:C	1:G:921:MET:HG2	2.11	0.70
2:H:18:HIS:CE1	2:H:29:GLY:CA	2.66	0.70

*Continued on next page...*

*Continued from previous page...*

Atom-1	Atom-2	Interatomic distance (Å)	Clash overlap (Å)
1:K:332:ARG:HB2	1:K:332:ARG:HH11	1.55	0.70
1:M:617:ALA:O	1:M:635:ALA:N	2.24	0.70
3:Q:19:ASP:O	4:U:64:THR:HG21	1.91	0.70
1:A:540:VAL:CG1	1:A:575:GLU:HB2	2.21	0.70
1:A:720:SER:OG	1:A:722:ASP:OD1	2.08	0.70
1:C:573:THR:O	1:C:577:TYR:HB2	1.90	0.70
1:E:862:TYR:OH	1:E:881:HIS:CB	2.16	0.70
1:G:1218:THR:HG22	1:G:1219:ASN:HB2	1.72	0.70
1:G:604:THR:H	1:G:1240:ILE:CD1	2.04	0.70
1:G:146:GLU:OE1	1:G:147:PRO:HD2	1.91	0.70
1:G:553:HIS:CB	1:G:610:VAL:HG11	2.22	0.70
1:I:149:TRP:CZ3	1:I:273:VAL:HG11	2.25	0.70
1:I:179:PRO:HG2	1:I:237:ARG:NH1	2.06	0.70
1:I:427:ASP:OD2	1:I:434:ARG:HG3	1.90	0.70
1:K:1187:PRO:CG	1:K:1229:PHE:CG	2.74	0.70
1:K:1240:ILE:HG23	1:K:1241:LEU:H	1.56	0.70
1:K:344:GLN:O	1:K:347:ASN:HB2	1.91	0.70
1:K:540:VAL:CG1	1:K:575:GLU:HB2	2.21	0.70
1:K:720:SER:OG	1:K:722:ASP:OD1	2.08	0.70
1:M:1213:PHE:CE2	1:M:1215:THR:HG22	2.27	0.70
1:M:332:ARG:HB2	1:M:332:ARG:HH11	1.55	0.70
1:A:1143:ALA:CB	1:A:1183:LEU:HD22	2.22	0.70
1:A:1218:THR:HG22	1:A:1219:ASN:HB2	1.72	0.70
1:A:927:ASP:O	1:A:938:LEU:CB	2.24	0.70
1:C:595:LEU:HD23	1:C:1246:THR:HB	1.74	0.70
1:C:137:GLN:HG2	1:C:173:LEU:CD2	2.20	0.70
1:E:317:CYS:C	1:E:318:LYS:HG2	2.11	0.70
1:G:1218:THR:O	1:G:1236:ASP:CB	2.32	0.70
1:G:285:SER:O	1:G:319:GLY:CA	2.29	0.70
1:G:559:PRO:O	1:G:561:PRO:CD	2.38	0.70
1:I:1179:TRP:HA	1:I:1179:TRP:HE3	1.56	0.70
1:I:1233:VAL:HG12	1:I:1243:ILE:HA	1.71	0.70
1:I:597:TRP:CH2	1:I:603:ILE:CG1	2.74	0.70
1:I:553:HIS:CB	1:I:610:VAL:HG11	2.21	0.70
1:K:597:TRP:CH2	1:K:603:ILE:CG1	2.74	0.70
1:M:127:VAL:HG23	1:M:294:ILE:HG13	1.73	0.70
1:A:155:MET:HE3	1:A:441:GLN:HE21	1.56	0.70
1:A:920:VAL:C	1:A:921:MET:HG2	2.11	0.70
1:C:1187:PRO:CG	1:C:1229:PHE:CG	2.74	0.70
1:E:1220:LEU:CD2	1:E:1234:THR:HG21	2.22	0.70
1:E:1187:PRO:HG3	1:E:1229:PHE:CB	2.21	0.70

*Continued on next page...*

*Continued from previous page...*

Atom-1	Atom-2	Interatomic distance (Å)	Clash overlap (Å)
1:E:720:SER:OG	1:E:722:ASP:OD1	2.08	0.70
1:E:816:ALA:HB3	1:E:846:CYS:SG	2.30	0.70
1:G:1171:GLU:HG3	1:G:1172:GLY:N	2.06	0.70
1:G:1187:PRO:HG3	1:G:1229:PHE:CB	2.21	0.70
1:G:553:HIS:HB2	1:G:610:VAL:CG1	2.20	0.70
1:I:641:VAL:HB	1:I:651:LEU:CB	2.21	0.70
1:I:881:HIS:ND1	1:I:901:SER:CB	2.48	0.70
1:M:1167:PRO:CB	1:M:1202:TRP:CE2	2.64	0.70
1:M:146:GLU:OE1	1:M:147:PRO:HD2	1.91	0.70
1:A:461:ILE:CD1	1:A:491:MET:CG	2.70	0.70
1:C:1176:HIS:HD2	1:C:1197:GLY:HA3	1.56	0.70
1:C:1187:PRO:HG3	1:C:1229:PHE:CB	2.21	0.70
1:G:322:LEU:HD12	1:G:364:LEU:HD23	0.74	0.70
1:I:1176:HIS:HD2	1:I:1197:GLY:HA3	1.55	0.70
1:I:137:GLN:HG2	1:I:173:LEU:CD2	2.20	0.70
1:I:578:GLN:O	1:I:578:GLN:NE2	2.25	0.70
1:I:920:VAL:C	1:I:921:MET:HG2	2.11	0.70
1:K:317:CYS:C	1:K:318:LYS:HG2	2.11	0.70
1:M:1187:PRO:HG3	1:M:1229:PHE:CB	2.21	0.70
1:M:553:HIS:CB	1:M:610:VAL:HG11	2.21	0.70
1:M:924:GLN:N	1:M:924:GLN:OE1	2.24	0.70
1:A:1220:LEU:CD2	1:A:1234:THR:HG21	2.22	0.70
1:A:285:SER:O	1:A:319:GLY:CA	2.29	0.70
1:A:573:THR:O	1:A:577:TYR:HB2	1.90	0.70
1:C:146:GLU:OE1	1:C:147:PRO:HD2	1.90	0.70
1:C:720:SER:OG	1:C:722:ASP:OD1	2.08	0.70
1:C:920:VAL:C	1:C:921:MET:HG2	2.11	0.70
1:G:461:ILE:CD1	1:G:491:MET:CG	2.70	0.70
1:I:1213:PHE:CE2	1:I:1215:THR:HG22	2.27	0.70
1:I:1240:ILE:HG23	1:I:1241:LEU:H	1.56	0.70
1:K:146:GLU:OE1	1:K:147:PRO:HD2	1.91	0.70
1:K:657:GLU:HG2	1:K:680:LYS:HZ2	1.54	0.70
1:M:1143:ALA:CB	1:M:1183:LEU:HD22	2.22	0.70
1:M:610:VAL:HG22	1:M:907:ARG:HG3	1.73	0.70
1:A:1171:GLU:HG3	1:A:1172:GLY:N	2.06	0.70
1:A:332:ARG:HH11	1:A:332:ARG:HB2	1.55	0.70
1:A:553:HIS:CB	1:A:610:VAL:HG11	2.22	0.70
1:A:643:LYS:HD3	1:A:646:THR:HG22	1.71	0.70
1:C:1220:LEU:CD2	1:C:1234:THR:HG21	2.22	0.70
1:C:344:GLN:O	1:C:347:ASN:HB2	1.91	0.70
1:C:604:THR:H	1:C:1240:ILE:CD1	2.04	0.70

*Continued on next page...*

*Continued from previous page...*

Atom-1	Atom-2	Interatomic distance (Å)	Clash overlap (Å)
1:C:610:VAL:HG22	1:C:907:ARG:HG3	1.73	0.70
1:E:332:ARG:HH11	1:E:332:ARG:HB2	1.55	0.70
1:E:553:HIS:CB	1:E:610:VAL:HG11	2.22	0.70
1:G:1187:PRO:CG	1:G:1229:PHE:CG	2.74	0.70
1:K:1143:ALA:CB	1:K:1183:LEU:HD22	2.22	0.70
1:K:1176:HIS:HD2	1:K:1197:GLY:HA3	1.55	0.70
1:K:578:GLN:O	1:K:578:GLN:NE2	2.25	0.70
4:U:13:ARG:NE	4:U:59:ILE:HD11	2.05	0.70
3:W:47:PRO:HG2	3:W:51:GLN:NE2	2.07	0.70
1:A:1187:PRO:CG	1:A:1229:PHE:CG	2.74	0.70
1:A:595:LEU:HD23	1:A:1246:THR:HB	1.74	0.70
1:A:881:HIS:HE1	1:A:899:THR:O	1.75	0.70
1:A:610:VAL:HG22	1:A:907:ARG:HG3	1.72	0.70
1:C:1175:THR:O	1:C:1177:GLY:N	2.22	0.70
1:E:1213:PHE:CE2	1:E:1215:THR:HG22	2.27	0.70
1:C:431:LYS:HZ2	1:E:336:ASN:HB3	1.56	0.70
1:E:427:ASP:OD2	1:E:434:ARG:HG3	1.91	0.70
1:E:862:TYR:H	1:E:884:TRP:HD1	1.39	0.70
1:E:881:HIS:HE1	1:E:899:THR:O	1.75	0.70
1:G:1213:PHE:CE2	1:G:1215:THR:HG22	2.27	0.70
1:G:127:VAL:HG23	1:G:294:ILE:HG13	1.74	0.70
1:G:344:GLN:O	1:G:347:ASN:HB2	1.91	0.70
1:G:924:GLN:OE1	1:G:924:GLN:N	2.24	0.70
1:I:1109:ALA:HB3	1:I:1123:LEU:HB2	1.72	0.70
1:K:409:GLU:HG2	1:K:410:GLU:N	2.07	0.70
1:K:617:ALA:O	1:K:635:ALA:N	2.24	0.70
1:K:641:VAL:HB	1:K:651:LEU:CB	2.21	0.70
1:M:409:GLU:HG2	1:M:410:GLU:N	2.07	0.70
1:M:643:LYS:HD3	1:M:646:THR:HG22	1.71	0.70
3:R:32:ASP:C	4:U:11:ARG:HE	1.94	0.70
4:V:36:ARG:NH1	4:V:37:PRO:CB	2.54	0.70
1:A:1176:HIS:CB	1:A:1218:THR:CG2	2.60	0.70
1:C:597:TRP:CH2	1:C:603:ILE:CG1	2.75	0.70
1:C:641:VAL:HB	1:C:651:LEU:HB3	1.74	0.70
1:C:641:VAL:HB	1:C:651:LEU:CB	2.21	0.70
1:E:344:GLN:O	1:E:347:ASN:HB2	1.91	0.70
1:G:1109:ALA:HB3	1:G:1123:LEU:HB2	1.72	0.70
1:I:604:THR:H	1:I:1240:ILE:CD1	2.04	0.70
1:I:322:LEU:HD12	1:I:364:LEU:HD23	0.74	0.70
1:I:574:SER:OG	1:I:576:VAL:HG23	1.92	0.70
1:I:641:VAL:HB	1:I:651:LEU:HB3	1.74	0.70

*Continued on next page...*

*Continued from previous page...*

Atom-1	Atom-2	Interatomic distance (Å)	Clash overlap (Å)
1:K:1171:GLU:HG3	1:K:1172:GLY:N	2.06	0.70
1:K:595:LEU:HD23	1:K:1246:THR:HB	1.74	0.70
1:K:127:VAL:HG23	1:K:294:ILE:HG13	1.74	0.70
1:K:573:THR:HA	1:K:577:TYR:CD2	2.23	0.70
1:M:1187:PRO:CG	1:M:1229:PHE:CG	2.74	0.70
1:M:578:GLN:O	1:M:578:GLN:NE2	2.25	0.70
1:M:862:TYR:N	1:M:884:TRP:CD1	2.60	0.70
4:T:13:ARG:HD3	4:T:59:ILE:CD1	2.22	0.70
1:A:1184:CYS:HB3	1:A:1193:ILE:HB	1.74	0.70
1:A:317:CYS:C	1:A:318:LYS:HG2	2.11	0.70
1:A:597:TRP:CH2	1:A:603:ILE:CG1	2.75	0.70
1:C:1143:ALA:CB	1:C:1183:LEU:HD22	2.22	0.70
1:E:641:VAL:HB	1:E:651:LEU:CB	2.21	0.70
1:E:641:VAL:HB	1:E:651:LEU:HB3	1.74	0.70
1:G:633:CYS:CB	1:G:660:VAL:HG11	2.22	0.70
1:I:1176:HIS:CB	1:I:1218:THR:CG2	2.64	0.70
1:I:461:ILE:CD1	1:I:491:MET:CG	2.70	0.70
1:I:553:HIS:HB2	1:I:610:VAL:CG1	2.20	0.70
1:I:657:GLU:HG2	1:I:680:LYS:HZ2	1.53	0.70
1:M:1240:ILE:HG23	1:M:1241:LEU:H	1.57	0.70
1:M:597:TRP:CH2	1:M:603:ILE:CG1	2.74	0.70
3:Q:28:HIS:CE1	4:T:14:LEU:HD11	2.26	0.70
3:Q:28:HIS:NE2	4:T:14:LEU:HD11	2.05	0.70
1:A:1167:PRO:HA	1:A:1202:TRP:NE1	1.93	0.69
1:A:1187:PRO:HG3	1:A:1229:PHE:CB	2.21	0.69
1:A:266:ASP:OD1	1:A:266:ASP:N	2.24	0.69
1:E:1200:LYS:CE	1:E:1211:GLN:HB2	2.02	0.69
1:E:127:VAL:HG23	1:E:294:ILE:HG13	1.73	0.69
1:E:409:GLU:HG2	1:E:410:GLU:N	2.07	0.69
1:E:633:CYS:CB	1:E:660:VAL:HG11	2.22	0.69
1:G:1143:ALA:HB3	1:G:1183:LEU:HD22	1.75	0.69
1:G:862:TYR:N	1:G:884:TRP:CD1	2.60	0.69
1:M:1218:THR:O	1:M:1236:ASP:CB	2.32	0.69
1:M:595:LEU:HD23	1:M:1246:THR:HB	1.73	0.69
1:M:461:ILE:CD1	1:M:491:MET:CG	2.70	0.69
1:M:574:SER:OG	1:M:576:VAL:HG23	1.92	0.69
1:A:1212:THR:HG23	1:A:1213:PHE:N	2.07	0.69
1:A:604:THR:H	1:A:1240:ILE:CD1	2.04	0.69
1:A:127:VAL:HG23	1:A:294:ILE:HG13	1.74	0.69
1:C:1233:VAL:HG12	1:C:1243:ILE:HA	1.71	0.69
1:C:179:PRO:HG2	1:C:237:ARG:NH1	2.06	0.69

*Continued on next page...*

*Continued from previous page...*

Atom-1	Atom-2	Interatomic distance (Å)	Clash overlap (Å)
1:C:881:HIS:ND1	1:C:901:SER:CB	2.48	0.69
1:E:1212:THR:HG23	1:E:1213:PHE:N	2.07	0.69
1:E:862:TYR:CE2	1:E:881:HIS:CA	2.76	0.69
1:E:924:GLN:OE1	1:E:924:GLN:N	2.24	0.69
1:G:1184:CYS:HB3	1:G:1193:ILE:HB	1.74	0.69
1:G:317:CYS:C	1:G:318:LYS:HG2	2.11	0.69
1:G:862:TYR:CE2	1:G:881:HIS:CA	2.76	0.69
1:I:1143:ALA:HB3	1:I:1183:LEU:HD22	1.75	0.69
1:I:344:GLN:O	1:I:347:ASN:HB2	1.91	0.69
1:I:862:TYR:N	1:I:884:TRP:CD1	2.60	0.69
1:K:1212:THR:HG23	1:K:1213:PHE:N	2.07	0.69
1:K:294:ILE:CG2	1:K:324:VAL:HG11	2.21	0.69
1:M:641:VAL:HB	1:M:651:LEU:CB	2.21	0.69
1:M:862:TYR:CE2	1:M:881:HIS:CA	2.76	0.69
3:Q:28:HIS:HA	4:T:14:LEU:CD1	2.23	0.69
1:A:597:TRP:CD1	1:A:1243:ILE:O	2.43	0.69
1:C:332:ARG:HB2	1:C:332:ARG:HH11	1.55	0.69
1:C:427:ASP:OD2	1:C:434:ARG:HG3	1.91	0.69
1:E:1187:PRO:HD3	1:E:1229:PHE:CD1	2.27	0.69
1:E:597:TRP:CH2	1:E:603:ILE:CG1	2.74	0.69
1:G:1176:HIS:HD2	1:G:1197:GLY:HA3	1.55	0.69
1:K:574:SER:OG	1:K:576:VAL:HG23	1.92	0.69
1:K:862:TYR:CE2	1:K:881:HIS:CA	2.76	0.69
1:K:610:VAL:HG22	1:K:907:ARG:HG3	1.73	0.69
1:M:540:VAL:CG1	1:M:575:GLU:HB2	2.21	0.69
1:A:137:GLN:HG2	1:A:173:LEU:CD2	2.20	0.69
1:C:1187:PRO:HD3	1:C:1229:PHE:CD1	2.28	0.69
1:C:1213:PHE:CE2	1:C:1215:THR:HG22	2.27	0.69
1:E:862:TYR:N	1:E:884:TRP:CD1	2.60	0.69
1:G:1220:LEU:CD2	1:G:1234:THR:HG21	2.22	0.69
1:G:578:GLN:O	1:G:578:GLN:NE2	2.25	0.69
1:G:641:VAL:HB	1:G:651:LEU:CB	2.21	0.69
1:K:553:HIS:NE2	1:K:554:LEU:HB2	2.08	0.69
1:K:641:VAL:HB	1:K:651:LEU:HB3	1.74	0.69
1:K:920:VAL:C	1:K:921:MET:HG2	2.11	0.69
1:M:604:THR:H	1:M:1240:ILE:CD1	2.04	0.69
1:M:553:HIS:NE2	1:M:554:LEU:HB2	2.08	0.69
1:A:1179:TRP:HE3	1:A:1179:TRP:HA	1.55	0.69
1:A:294:ILE:CG2	1:A:324:VAL:HG11	2.22	0.69
1:C:1179:TRP:HA	1:C:1179:TRP:HE3	1.55	0.69
1:C:461:ILE:CD1	1:C:491:MET:CG	2.70	0.69

*Continued on next page...*

*Continued from previous page...*

Atom-1	Atom-2	Interatomic distance (Å)	Clash overlap (Å)
1:C:633:CYS:CB	1:C:660:VAL:HG11	2.22	0.69
1:C:639:LEU:CG	1:C:653:ILE:HG21	2.16	0.69
1:G:1175:THR:O	1:G:1177:GLY:N	2.22	0.69
1:G:1179:TRP:HA	1:G:1179:TRP:HE3	1.57	0.69
1:G:595:LEU:HD23	1:G:1246:THR:HB	1.73	0.69
1:G:554:LEU:O	1:G:554:LEU:HD13	1.93	0.69
1:G:641:VAL:HB	1:G:651:LEU:HB3	1.74	0.69
1:I:1166:ALA:N	1:I:1167:PRO:HD3	2.08	0.69
1:I:1184:CYS:HB3	1:I:1193:ILE:HB	1.74	0.69
1:I:317:CYS:C	1:I:318:LYS:HG2	2.11	0.69
1:K:604:THR:H	1:K:1240:ILE:CD1	2.04	0.69
1:K:409:GLU:O	1:M:337:ARG:NH2	2.25	0.69
1:K:553:HIS:CB	1:K:610:VAL:HG11	2.21	0.69
1:K:633:CYS:CB	1:K:660:VAL:HG11	2.22	0.69
1:M:1184:CYS:HB3	1:M:1193:ILE:HB	1.74	0.69
1:M:1212:THR:HG23	1:M:1213:PHE:N	2.07	0.69
1:M:1220:LEU:CD2	1:M:1234:THR:HG21	2.22	0.69
1:M:1187:PRO:CG	1:M:1229:PHE:CB	2.71	0.69
1:M:344:GLN:O	1:M:347:ASN:HB2	1.91	0.69
1:M:573:THR:HA	1:M:577:TYR:CD2	2.23	0.69
1:M:633:CYS:CB	1:M:660:VAL:HG11	2.22	0.69
1:A:574:SER:OG	1:A:576:VAL:HG23	1.92	0.69
1:C:1167:PRO:CB	1:C:1202:TRP:CE2	2.64	0.69
1:C:1240:ILE:HG23	1:C:1241:LEU:H	1.56	0.69
1:C:409:GLU:HG2	1:C:410:GLU:N	2.07	0.69
1:C:427:ASP:CB	1:C:434:ARG:HG2	2.23	0.69
1:C:394:LYS:HD3	1:C:434:ARG:HG3	1.74	0.69
1:C:554:LEU:O	1:C:554:LEU:HD13	1.93	0.69
2:D:18:HIS:CE1	2:D:30:PRO:HD2	2.22	0.69
1:E:146:GLU:OE1	1:E:147:PRO:HD2	1.91	0.69
1:E:381:ASP:O	1:E:384:THR:CG2	2.36	0.69
1:E:553:HIS:NE2	1:E:554:LEU:HB2	2.07	0.69
1:E:578:GLN:O	1:E:578:GLN:NE2	2.25	0.69
1:E:920:VAL:C	1:E:921:MET:HG2	2.11	0.69
1:G:1166:ALA:N	1:G:1167:PRO:HD3	2.08	0.69
1:G:1187:PRO:CG	1:G:1229:PHE:CB	2.71	0.69
1:G:597:TRP:CH2	1:G:603:ILE:CG1	2.75	0.69
1:G:881:HIS:HE1	1:G:899:THR:O	1.75	0.69
1:I:554:LEU:HD22	1:I:554:LEU:O	1.93	0.69
1:I:633:CYS:CB	1:I:660:VAL:HG11	2.22	0.69
1:K:175:GLU:O	1:K:175:GLU:OE2	2.11	0.69

*Continued on next page...*



*Continued from previous page...*

Atom-1	Atom-2	Interatomic distance (Å)	Clash overlap (Å)
1:K:381:ASP:O	1:K:384:THR:CG2	2.36	0.69
1:K:881:HIS:HE1	1:K:899:THR:O	1.75	0.69
1:M:1199:ILE:HD13	1:M:1232:TYR:HE2	1.58	0.69
1:M:554:LEU:HD13	1:M:554:LEU:O	1.93	0.69
1:M:862:TYR:H	1:M:884:TRP:HD1	1.39	0.69
1:A:1187:PRO:CG	1:A:1229:PHE:CB	2.71	0.69
1:A:578:GLN:NE2	1:A:578:GLN:O	2.25	0.69
1:A:924:GLN:OE1	1:A:924:GLN:N	2.24	0.69
1:E:1166:ALA:N	1:E:1167:PRO:HD3	2.08	0.69
1:I:1002:HIS:NE2	1:I:1028:GLN:OE1	2.26	0.69
1:I:597:TRP:CD1	1:I:1243:ILE:O	2.43	0.69
1:K:1213:PHE:CE2	1:K:1215:THR:HG22	2.27	0.69
1:K:137:GLN:HG2	1:K:173:LEU:CD2	2.20	0.69
1:K:374:MET:HE2	1:K:374:MET:HA	1.74	0.69
1:K:461:ILE:CD1	1:K:491:MET:CG	2.70	0.69
1:A:554:LEU:O	1:A:554:LEU:HD22	1.93	0.69
1:A:862:TYR:CE2	1:A:881:HIS:CA	2.76	0.69
1:C:266:ASP:N	1:C:266:ASP:OD1	2.24	0.69
1:C:553:HIS:CB	1:C:610:VAL:HG11	2.21	0.69
1:C:578:GLN:NE2	1:C:578:GLN:O	2.25	0.69
1:E:1143:ALA:HB3	1:E:1183:LEU:HD22	1.74	0.69
1:E:1184:CYS:HB3	1:E:1193:ILE:HB	1.74	0.69
1:G:867:TRP:HA	1:G:874:LYS:HA	1.75	0.69
1:K:554:LEU:O	1:K:554:LEU:HD13	1.93	0.69
3:Q:79:GLY:C	4:U:65:ARG:HH22	1.96	0.69
3:R:79:GLY:HA3	4:V:65:ARG:HH12	1.58	0.69
1:C:862:TYR:CE2	1:C:881:HIS:CA	2.76	0.69
1:E:1143:ALA:CB	1:E:1183:LEU:HD22	2.22	0.69
1:E:236:PRO:HD3	3:O:7:ASN:HB2	1.74	0.69
1:E:461:ILE:CD1	1:E:491:MET:CG	2.70	0.69
1:G:179:PRO:HG2	1:G:237:ARG:NH1	2.06	0.69
1:G:332:ARG:HB2	1:G:332:ARG:HH11	1.55	0.69
1:G:554:LEU:O	1:G:554:LEU:HD22	1.93	0.69
1:G:617:ALA:O	1:G:635:ALA:N	2.24	0.69
1:I:554:LEU:HD13	1:I:554:LEU:O	1.93	0.69
1:I:557:ARG:NH2	1:I:1174:ALA:HB2	2.08	0.69
1:K:266:ASP:N	1:K:266:ASP:OD1	2.23	0.69
1:K:924:GLN:N	1:K:924:GLN:OE1	2.24	0.69
1:M:881:HIS:HE1	1:M:899:THR:O	1.75	0.69
3:O:24:TYR:OH	4:S:42:ASP:HB2	1.92	0.69
3:Q:24:TYR:CE2	4:U:38:HIS:HB2	2.27	0.69

*Continued on next page...*

*Continued from previous page...*

Atom-1	Atom-2	Interatomic distance (Å)	Clash overlap (Å)
4:Y:15:ARG:HD3	4:Y:19:GLU:OE2	1.92	0.69
1:A:633:CYS:CB	1:A:660:VAL:HG11	2.22	0.69
2:B:33:HIS:CE1	2:B:104:GLU:O	2.46	0.69
1:C:1184:CYS:HB3	1:C:1193:ILE:HB	1.74	0.69
1:E:1187:PRO:CG	1:E:1229:PHE:CB	2.71	0.69
1:E:554:LEU:O	1:E:554:LEU:HD22	1.93	0.69
1:E:574:SER:OG	1:E:576:VAL:HG23	1.92	0.69
1:G:1143:ALA:CB	1:G:1183:LEU:HD22	2.22	0.69
1:G:1187:PRO:HD3	1:G:1229:PHE:CD1	2.28	0.69
1:G:409:GLU:HG2	1:G:410:GLU:N	2.07	0.69
1:G:553:HIS:NE2	1:G:554:LEU:HB2	2.07	0.69
1:I:1187:PRO:HD3	1:I:1229:PHE:CD1	2.28	0.69
1:I:1187:PRO:CG	1:I:1229:PHE:CB	2.71	0.69
1:I:155:MET:HE3	1:I:441:GLN:HE21	1.58	0.69
1:I:381:ASP:O	1:I:384:THR:CG2	2.36	0.69
1:K:1143:ALA:HB3	1:K:1183:LEU:HD22	1.74	0.69
4:T:13:ARG:NH2	4:T:60:ILE:HG13	2.08	0.69
1:A:1187:PRO:HD3	1:A:1229:PHE:CD1	2.28	0.69
1:A:1213:PHE:CE2	1:A:1215:THR:HG22	2.27	0.69
1:A:867:TRP:HA	1:A:874:LYS:HA	1.75	0.69
2:B:18:HIS:CE1	2:B:30:PRO:HD2	2.22	0.69
1:C:574:SER:OG	1:C:576:VAL:HG23	1.92	0.69
1:E:540:VAL:CG1	1:E:575:GLU:HB2	2.21	0.69
1:G:1212:THR:HG23	1:G:1213:PHE:N	2.07	0.69
1:G:574:SER:OG	1:G:576:VAL:HG23	1.93	0.69
1:I:374:MET:HA	1:I:374:MET:HE2	1.74	0.69
1:I:553:HIS:NE2	1:I:554:LEU:HB2	2.07	0.69
4:T:17:VAL:O	4:T:51:ARG:NH2	2.26	0.69
1:A:344:GLN:O	1:A:347:ASN:HB2	1.91	0.68
1:C:881:HIS:HE1	1:C:899:THR:O	1.75	0.68
1:E:236:PRO:CD	3:O:7:ASN:HB2	2.22	0.68
1:E:427:ASP:CB	1:E:434:ARG:HG2	2.23	0.68
1:E:554:LEU:HD13	1:E:554:LEU:O	1.93	0.68
1:E:867:TRP:HA	1:E:874:LYS:HA	1.75	0.68
1:I:1143:ALA:CB	1:I:1183:LEU:HD22	2.22	0.68
1:I:573:THR:HA	1:I:577:TYR:CD2	2.23	0.68
1:I:860:SER:C	1:I:861:GLN:CG	2.62	0.68
1:I:862:TYR:CE2	1:I:881:HIS:CA	2.76	0.68
1:K:1184:CYS:HB3	1:K:1193:ILE:HB	1.74	0.68
1:K:427:ASP:CB	1:K:434:ARG:HG2	2.23	0.68
1:K:860:SER:C	1:K:861:GLN:HG2	2.14	0.68

*Continued on next page...*

*Continued from previous page...*

Atom-1	Atom-2	Interatomic distance (Å)	Clash overlap (Å)
4:S:17:VAL:O	4:S:51:ARG:NH2	2.26	0.68
1:A:641:VAL:HB	1:A:651:LEU:HB3	1.74	0.68
1:A:860:SER:C	1:A:861:GLN:CG	2.62	0.68
1:C:1166:ALA:N	1:C:1167:PRO:HD3	2.08	0.68
1:C:1212:THR:HG23	1:C:1213:PHE:N	2.07	0.68
1:C:153:HIS:HA	1:C:160:LYS:HD2	1.76	0.68
1:C:359:TYR:CE1	1:C:361:TYR:CD1	2.82	0.68
1:C:862:TYR:N	1:C:884:TRP:CD1	2.60	0.68
1:E:266:ASP:N	1:E:266:ASP:OD1	2.24	0.68
1:G:1240:ILE:HG23	1:G:1241:LEU:H	1.56	0.68
1:I:1199:ILE:HD13	1:I:1232:TYR:HE2	1.58	0.68
1:I:595:LEU:HD23	1:I:1246:THR:HB	1.74	0.68
1:I:409:GLU:HG2	1:I:410:GLU:N	2.07	0.68
1:K:153:HIS:HA	1:K:160:LYS:HD2	1.76	0.68
1:K:862:TYR:N	1:K:884:TRP:CD1	2.60	0.68
1:M:155:MET:CE	1:M:441:GLN:NE2	2.55	0.68
1:M:641:VAL:HB	1:M:651:LEU:HB3	1.74	0.68
3:O:48:THR:CG2	3:P:41:GLU:CD	2.62	0.68
1:A:359:TYR:CE1	1:A:361:TYR:CD1	2.82	0.68
1:A:409:GLU:HG2	1:A:410:GLU:N	2.07	0.68
1:A:394:LYS:HD3	1:A:434:ARG:HG3	1.75	0.68
1:A:155:MET:CE	1:A:441:GLN:NE2	2.55	0.68
1:A:557:ARG:HG3	1:A:559:PRO:HD2	1.76	0.68
1:C:1200:LYS:CG	1:C:1211:GLN:CA	2.67	0.68
1:C:127:VAL:HG23	1:C:294:ILE:HG13	1.73	0.68
1:C:155:MET:CE	1:C:441:GLN:NE2	2.55	0.68
1:E:359:TYR:CE1	1:E:361:TYR:CD1	2.82	0.68
1:G:860:SER:C	1:G:861:GLN:HG2	2.14	0.68
1:I:127:VAL:HG23	1:I:294:ILE:HG13	1.74	0.68
1:M:1166:ALA:N	1:M:1167:PRO:HD3	2.08	0.68
1:M:1187:PRO:HD3	1:M:1229:PHE:CD1	2.28	0.68
1:M:427:ASP:CB	1:M:434:ARG:HG2	2.23	0.68
1:M:557:ARG:HG3	1:M:559:PRO:HD2	1.76	0.68
1:M:636:ASP:O	1:M:637:LYS:CG	2.42	0.68
3:R:47:PRO:CB	4:S:45:ARG:HB3	2.18	0.68
1:A:336:ASN:HB3	1:M:431:LYS:HZ2	1.55	0.68
1:A:902:ASP:HB3	2:B:72:LYS:HZ2	1.56	0.68
1:E:1002:HIS:NE2	1:E:1028:GLN:OE1	2.26	0.68
1:E:1171:GLU:HG3	1:E:1172:GLY:N	2.06	0.68
1:E:394:LYS:HD3	1:E:434:ARG:HG3	1.74	0.68
1:E:617:ALA:O	1:E:635:ALA:N	2.24	0.68

*Continued on next page...*

*Continued from previous page...*

Atom-1	Atom-2	Interatomic distance (Å)	Clash overlap (Å)
1:G:266:ASP:N	1:G:266:ASP:OD1	2.24	0.68
1:G:427:ASP:CB	1:G:434:ARG:HG2	2.23	0.68
1:K:179:PRO:HG2	1:K:237:ARG:NH1	2.06	0.68
1:K:573:THR:O	1:K:577:TYR:HB2	1.90	0.68
1:M:1002:HIS:NE2	1:M:1028:GLN:OE1	2.26	0.68
4:U:16:LEU:HD23	4:U:85:LEU:HD21	1.74	0.68
1:A:1166:ALA:N	1:A:1167:PRO:HD3	2.08	0.68
1:A:427:ASP:CB	1:A:434:ARG:HG2	2.23	0.68
1:A:553:HIS:NE2	1:A:554:LEU:HB2	2.07	0.68
1:A:636:ASP:O	1:A:637:LYS:CG	2.42	0.68
1:C:1199:ILE:CD1	1:C:1232:TYR:CE2	2.77	0.68
1:C:1187:PRO:CG	1:C:1229:PHE:CB	2.71	0.68
1:C:867:TRP:HA	1:C:874:LYS:HA	1.75	0.68
1:K:1002:HIS:NE2	1:K:1028:GLN:OE1	2.26	0.68
1:K:1220:LEU:CD2	1:K:1234:THR:HG21	2.22	0.68
1:K:1187:PRO:CG	1:K:1229:PHE:CB	2.71	0.68
1:K:557:ARG:NH2	1:K:1174:ALA:HB2	2.08	0.68
1:K:636:ASP:O	1:K:637:LYS:CG	2.42	0.68
1:M:554:LEU:HD22	1:M:554:LEU:O	1.93	0.68
1:M:600:LYS:HD3	1:M:600:LYS:H	1.59	0.68
3:Q:21:LYS:NZ	4:U:61:ASP:OD1	2.26	0.68
1:C:294:ILE:CG2	1:C:324:VAL:HG11	2.22	0.68
1:C:617:ALA:O	1:C:635:ALA:N	2.24	0.68
1:E:1240:ILE:HG23	1:E:1241:LEU:H	1.56	0.68
1:G:557:ARG:NH2	1:G:1174:ALA:HB2	2.09	0.68
1:G:860:SER:C	1:G:861:GLN:CG	2.62	0.68
1:G:875:VAL:CG1	1:G:915:CYS:HA	2.23	0.68
1:K:1199:ILE:CD1	1:K:1232:TYR:CE2	2.77	0.68
1:K:554:LEU:O	1:K:554:LEU:HD22	1.93	0.68
1:K:875:VAL:CG1	1:K:915:CYS:HA	2.24	0.68
1:M:137:GLN:HG2	1:M:173:LEU:CD2	2.20	0.68
1:A:1143:ALA:HB3	1:A:1183:LEU:HD22	1.74	0.68
1:A:153:HIS:HA	1:A:160:LYS:HD2	1.76	0.68
1:A:179:PRO:HD2	1:A:237:ARG:HG2	1.76	0.68
1:A:554:LEU:O	1:A:554:LEU:HD13	1.93	0.68
1:A:657:GLU:HG2	1:A:680:LYS:HZ1	1.56	0.68
1:C:1002:HIS:NE2	1:C:1028:GLN:OE1	2.26	0.68
1:C:119:VAL:HG12	1:C:184:TRP:HE3	1.59	0.68
1:E:1199:ILE:CD1	1:E:1232:TYR:CE2	2.77	0.68
1:E:557:ARG:NH2	1:E:1174:ALA:HB2	2.09	0.68
1:G:1002:HIS:NE2	1:G:1028:GLN:OE1	2.26	0.68

*Continued on next page...*

*Continued from previous page...*

Atom-1	Atom-2	Interatomic distance (Å)	Clash overlap (Å)
1:I:1212:THR:HG23	1:I:1213:PHE:N	2.07	0.68
1:I:1220:LEU:CD2	1:I:1234:THR:HG21	2.22	0.68
1:G:409:GLU:O	1:I:337:ARG:NH2	2.25	0.68
1:I:881:HIS:HE1	1:I:899:THR:O	1.75	0.68
1:K:1094:SER:O	1:K:1095:HIS:HB2	1.94	0.68
1:K:1166:ALA:N	1:K:1167:PRO:HD3	2.08	0.68
1:K:1187:PRO:HD3	1:K:1229:PHE:CD1	2.28	0.68
1:K:394:LYS:HD3	1:K:434:ARG:HG3	1.74	0.68
1:M:1171:GLU:HG3	1:M:1172:GLY:N	2.06	0.68
1:M:153:HIS:HA	1:M:160:LYS:HD2	1.76	0.68
1:M:239:LEU:HD12	1:M:239:LEU:C	2.14	0.68
1:M:860:SER:C	1:M:861:GLN:CG	2.62	0.68
1:A:1002:HIS:NE2	1:A:1028:GLN:OE1	2.26	0.68
1:A:860:SER:C	1:A:861:GLN:HG2	2.14	0.68
1:C:322:LEU:CD1	1:C:364:LEU:CD2	2.41	0.68
1:C:409:GLU:O	1:E:337:ARG:NH2	2.25	0.68
1:C:636:ASP:O	1:C:637:LYS:CD	2.42	0.68
1:I:427:ASP:CB	1:I:434:ARG:HG2	2.23	0.68
1:I:860:SER:C	1:I:861:GLN:HG2	2.14	0.68
1:K:860:SER:C	1:K:861:GLN:CG	2.62	0.68
1:M:155:MET:HE3	1:M:441:GLN:HE21	1.58	0.68
1:M:927:ASP:O	1:M:938:LEU:CB	2.24	0.68
3:Q:19:ASP:O	4:U:64:THR:HB	1.93	0.68
1:A:1199:ILE:HD13	1:A:1232:TYR:HE2	1.58	0.68
1:A:1240:ILE:HG23	1:A:1241:LEU:H	1.56	0.68
1:A:119:VAL:HG12	1:A:184:TRP:HE3	1.59	0.68
1:C:557:ARG:NH2	1:C:1174:ALA:HB2	2.08	0.68
1:C:427:ASP:CG	1:C:434:ARG:HG2	2.14	0.68
1:C:600:LYS:HD3	1:C:600:LYS:H	1.59	0.68
1:C:860:SER:C	1:C:861:GLN:CG	2.62	0.68
1:E:153:HIS:HA	1:E:160:LYS:HD2	1.76	0.68
1:E:595:LEU:HD23	1:E:1246:THR:HB	1.74	0.68
1:E:860:SER:C	1:E:861:GLN:CG	2.62	0.68
1:G:636:ASP:O	1:G:637:LYS:CG	2.42	0.68
1:I:1199:ILE:CD1	1:I:1232:TYR:CE2	2.77	0.68
1:I:409:GLU:O	1:K:337:ARG:NH2	2.25	0.68
1:I:427:ASP:CG	1:I:434:ARG:HG2	2.14	0.68
1:I:617:ALA:O	1:I:635:ALA:N	2.24	0.68
1:K:359:TYR:CE1	1:K:361:TYR:CD1	2.82	0.68
1:K:427:ASP:OD2	1:K:434:ARG:HG3	1.90	0.68
1:K:636:ASP:O	1:K:637:LYS:CD	2.42	0.68

*Continued on next page...*

*Continued from previous page...*

Atom-1	Atom-2	Interatomic distance (Å)	Clash overlap (Å)
1:M:394:LYS:HD3	1:M:434:ARG:HG3	1.74	0.68
1:M:636:ASP:O	1:M:637:LYS:CD	2.42	0.68
1:M:875:VAL:CG1	1:M:915:CYS:HA	2.24	0.68
3:Q:28:HIS:HD1	4:T:14:LEU:HD21	1.59	0.68
4:U:12:CYS:HG	4:U:88:PHE:HE2	1.40	0.68
1:C:1218:THR:HG23	1:C:1219:ASN:N	2.09	0.68
1:C:158:CYS:HG	1:C:284:SER:CB	1.83	0.68
1:E:1200:LYS:CG	1:E:1211:GLN:CA	2.67	0.68
1:E:322:LEU:HD12	1:E:364:LEU:HD23	0.74	0.68
1:E:636:ASP:O	1:E:637:LYS:CG	2.42	0.68
1:I:1185:PHE:HE1	1:I:1192:LEU:HD12	1.53	0.68
1:I:394:LYS:HD3	1:I:434:ARG:HG3	1.74	0.68
1:K:1179:TRP:HA	1:K:1179:TRP:HE3	1.58	0.68
1:M:604:THR:N	1:M:1240:ILE:HD13	2.09	0.68
3:R:79:GLY:CA	4:V:65:ARG:HH12	2.07	0.68
1:A:1199:ILE:CD1	1:A:1232:TYR:CE2	2.77	0.67
1:A:1218:THR:HG23	1:A:1219:ASN:N	2.09	0.67
1:A:600:LYS:H	1:A:600:LYS:HD3	1.59	0.67
1:C:143:LEU:H	1:C:143:LEU:HD22	1.60	0.67
1:C:553:HIS:NE2	1:C:554:LEU:HB2	2.07	0.67
1:E:1218:THR:HG23	1:E:1219:ASN:N	2.09	0.67
1:E:875:VAL:CG1	1:E:915:CYS:HA	2.23	0.67
1:G:561:PRO:HB3	1:G:1214:TYR:HD2	1.59	0.67
1:G:862:TYR:CE2	1:G:881:HIS:CB	2.75	0.67
1:I:239:LEU:HD12	1:I:239:LEU:C	2.15	0.67
1:I:867:TRP:HA	1:I:874:LYS:HA	1.75	0.67
1:K:427:ASP:CG	1:K:434:ARG:HG2	2.14	0.67
1:K:155:MET:CE	1:K:441:GLN:NE2	2.55	0.67
3:O:24:TYR:CD2	4:S:38:HIS:CB	2.72	0.67
3:R:37:ILE:CG2	4:U:60:ILE:CG2	2.66	0.67
1:A:143:LEU:HD22	1:A:143:LEU:H	1.60	0.67
1:A:322:LEU:HD12	1:A:364:LEU:HD23	0.74	0.67
1:C:544:PHE:CD1	1:C:576:VAL:CG1	2.77	0.67
1:C:554:LEU:O	1:C:554:LEU:HD22	1.93	0.67
1:C:570:GLU:CD	1:C:571:PRO:HD2	2.15	0.67
1:C:604:THR:N	1:C:1240:ILE:HD13	2.09	0.67
1:E:860:SER:C	1:E:861:GLN:HG2	2.14	0.67
1:G:862:TYR:H	1:G:884:TRP:HD1	1.39	0.67
1:I:1175:THR:O	1:I:1177:GLY:N	2.22	0.67
1:I:573:THR:O	1:I:577:TYR:HB2	1.90	0.67
1:I:600:LYS:HD3	1:I:600:LYS:H	1.59	0.67

*Continued on next page...*

*Continued from previous page...*

Atom-1	Atom-2	Interatomic distance (Å)	Clash overlap (Å)
2:J:33:HIS:CE1	2:J:104:GLU:O	2.46	0.67
1:K:179:PRO:HD2	1:K:237:ARG:HG2	1.76	0.67
1:M:359:TYR:CE1	1:M:361:TYR:CD1	2.82	0.67
2:N:33:HIS:CE1	2:N:104:GLU:O	2.46	0.67
1:C:860:SER:C	1:C:861:GLN:HG2	2.14	0.67
1:E:239:LEU:C	1:E:239:LEU:HD12	2.15	0.67
1:E:597:TRP:CH2	1:E:600:LYS:HA	2.30	0.67
1:G:1218:THR:HG23	1:G:1219:ASN:N	2.09	0.67
1:G:597:TRP:CD1	1:G:1243:ILE:O	2.43	0.67
1:G:359:TYR:CE1	1:G:361:TYR:CD1	2.82	0.67
1:G:381:ASP:O	1:G:384:THR:CG2	2.36	0.67
1:I:322:LEU:CD1	1:I:364:LEU:CD2	2.41	0.67
1:I:427:ASP:HB3	1:I:434:ARG:HG2	1.77	0.67
1:I:636:ASP:C	1:I:637:LYS:HG3	2.15	0.67
1:I:862:TYR:HD1	1:I:885:VAL:H	1.43	0.67
1:K:1199:ILE:HD13	1:K:1232:TYR:HE2	1.58	0.67
1:K:427:ASP:HB3	1:K:434:ARG:HG2	1.77	0.67
1:M:597:TRP:CH2	1:M:600:LYS:HA	2.30	0.67
4:V:17:VAL:O	4:V:51:ARG:NH2	2.27	0.67
1:A:427:ASP:CG	1:A:434:ARG:HG2	2.14	0.67
1:A:597:TRP:CH2	1:A:600:LYS:HA	2.30	0.67
1:C:1143:ALA:HB3	1:C:1183:LEU:HD22	1.75	0.67
1:C:928:VAL:CG2	1:C:1224:HIS:ND1	2.58	0.67
1:C:179:PRO:HD2	1:C:237:ARG:HG2	1.76	0.67
1:E:600:LYS:H	1:E:600:LYS:HD3	1.59	0.67
1:E:636:ASP:O	1:E:637:LYS:CD	2.42	0.67
1:G:387:SER:HA	1:G:445:LEU:HD13	1.77	0.67
1:G:394:LYS:HD3	1:G:434:ARG:HG3	1.74	0.67
1:I:862:TYR:CE1	1:I:885:VAL:HG12	2.21	0.67
1:K:387:SER:HA	1:K:445:LEU:HD13	1.77	0.67
1:K:862:TYR:H	1:K:884:TRP:HD1	1.39	0.67
1:K:867:TRP:HA	1:K:874:LYS:HA	1.75	0.67
1:M:1199:ILE:CD1	1:M:1232:TYR:CE2	2.77	0.67
1:M:179:PRO:HD2	1:M:237:ARG:HG2	1.76	0.67
1:M:557:ARG:NH2	1:M:1174:ALA:HB2	2.09	0.67
1:M:867:TRP:HA	1:M:874:LYS:HA	1.75	0.67
4:T:13:ARG:NE	4:T:59:ILE:HD11	2.08	0.67
1:A:1094:SER:O	1:A:1095:HIS:HB2	1.94	0.67
1:A:557:ARG:NH2	1:A:1174:ALA:HB2	2.08	0.67
1:A:570:GLU:CD	1:A:571:PRO:HD2	2.15	0.67
1:A:617:ALA:O	1:A:635:ALA:N	2.24	0.67

*Continued on next page...*

*Continued from previous page...*

Atom-1	Atom-2	Interatomic distance (Å)	Clash overlap (Å)
1:C:322:LEU:HD12	1:C:364:LEU:HD23	0.74	0.67
1:C:636:ASP:O	1:C:637:LYS:CG	2.42	0.67
1:G:604:THR:N	1:G:1240:ILE:HD13	2.10	0.67
1:I:153:HIS:HA	1:I:160:LYS:HD2	1.76	0.67
1:I:636:ASP:O	1:I:637:LYS:CD	2.42	0.67
1:I:927:ASP:O	1:I:938:LEU:CB	2.24	0.67
1:M:597:TRP:CD1	1:M:1243:ILE:O	2.43	0.67
1:M:143:LEU:HD22	1:M:143:LEU:H	1.60	0.67
1:M:364:LEU:CD1	1:M:368:MET:HE2	2.24	0.67
1:A:1200:LYS:CE	1:A:1211:GLN:HB2	2.02	0.67
1:C:1094:SER:O	1:C:1095:HIS:HB2	1.94	0.67
1:C:1199:ILE:HD13	1:C:1232:TYR:HE2	1.57	0.67
1:G:427:ASP:CG	1:G:434:ARG:HG2	2.14	0.67
1:G:557:ARG:HG3	1:G:559:PRO:HD2	1.75	0.67
1:G:862:TYR:HD1	1:G:885:VAL:H	1.42	0.67
1:I:359:TYR:CE1	1:I:361:TYR:CD1	2.82	0.67
1:I:636:ASP:O	1:I:637:LYS:CG	2.42	0.67
1:K:597:TRP:CH2	1:K:600:LYS:HA	2.30	0.67
1:M:1094:SER:O	1:M:1095:HIS:HB2	1.94	0.67
1:M:427:ASP:CG	1:M:434:ARG:HG2	2.14	0.67
1:M:564:VAL:HG13	1:M:583:GLN:HG2	1.77	0.67
1:M:860:SER:C	1:M:861:GLN:HG2	2.14	0.67
3:X:37:ILE:CG1	4:Y:10:ARG:NH1	2.57	0.67
1:C:1185:PHE:O	1:C:1229:PHE:HZ	1.78	0.67
1:C:261:LEU:HD12	1:C:261:LEU:C	2.15	0.67
1:A:409:GLU:O	1:C:337:ARG:NH2	2.25	0.67
1:C:557:ARG:HG3	1:C:559:PRO:HD2	1.75	0.67
1:G:1199:ILE:HD13	1:G:1232:TYR:HE2	1.58	0.67
1:G:294:ILE:CG2	1:G:324:VAL:HG11	2.22	0.67
1:I:1220:LEU:CG	1:I:1236:ASP:HB3	2.24	0.67
1:I:875:VAL:CG1	1:I:915:CYS:HA	2.24	0.67
1:K:1218:THR:HG23	1:K:1219:ASN:N	2.09	0.67
1:K:928:VAL:CG2	1:K:1224:HIS:ND1	2.58	0.67
1:A:875:VAL:CG1	1:A:915:CYS:HA	2.24	0.67
1:C:597:TRP:CH2	1:C:600:LYS:HA	2.30	0.67
1:C:866:LEU:HD22	1:C:914:VAL:CB	2.25	0.67
1:E:570:GLU:CD	1:E:571:PRO:HD2	2.15	0.67
1:G:1200:LYS:CG	1:G:1211:GLN:CA	2.67	0.67
1:G:322:LEU:CD1	1:G:364:LEU:CD2	2.42	0.67
1:G:573:THR:O	1:G:577:TYR:HB2	1.90	0.67
1:G:600:LYS:H	1:G:600:LYS:HD3	1.59	0.67

*Continued on next page...*



*Continued from previous page...*

Atom-1	Atom-2	Interatomic distance (Å)	Clash overlap (Å)
1:G:636:ASP:C	1:G:637:LYS:HG3	2.15	0.67
1:I:535:GLU:O	1:I:538:CYS:HB2	1.95	0.67
1:K:322:LEU:HD12	1:K:364:LEU:HD23	0.74	0.67
1:K:557:ARG:HG3	1:K:559:PRO:HD2	1.75	0.67
1:M:1143:ALA:HB3	1:M:1183:LEU:HD22	1.75	0.67
1:M:1176:HIS:HD2	1:M:1197:GLY:CA	2.08	0.67
1:M:427:ASP:HB3	1:M:434:ARG:HG2	1.77	0.67
3:P:19:ASP:O	4:T:64:THR:CG2	2.43	0.67
1:A:1220:LEU:CA	1:A:1236:ASP:HB3	2.25	0.67
1:A:639:LEU:CG	1:A:653:ILE:HG21	2.16	0.67
1:A:928:VAL:CG2	1:A:1224:HIS:ND1	2.58	0.67
1:C:403:LEU:C	1:C:403:LEU:HD12	2.15	0.67
1:C:657:GLU:HG2	1:C:680:LYS:HZ1	1.58	0.67
2:D:33:HIS:CE1	2:D:104:GLU:O	2.46	0.67
1:E:604:THR:N	1:E:1240:ILE:HD13	2.09	0.67
1:E:174:LEU:C	1:E:174:LEU:HD23	2.16	0.67
1:G:1220:LEU:CD1	1:G:1220:LEU:H	1.97	0.67
1:G:535:GLU:O	1:G:538:CYS:HB2	1.95	0.67
1:G:597:TRP:CH2	1:G:600:LYS:HA	2.30	0.67
1:G:636:ASP:O	1:G:637:LYS:CD	2.42	0.67
1:K:143:LEU:H	1:K:143:LEU:HD22	1.60	0.67
1:M:928:VAL:CG2	1:M:1224:HIS:ND1	2.58	0.67
1:M:261:LEU:HD12	1:M:261:LEU:C	2.15	0.67
1:M:387:SER:HA	1:M:445:LEU:HD13	1.77	0.67
1:A:261:LEU:HD12	1:A:261:LEU:C	2.15	0.67
1:A:564:VAL:HG13	1:A:583:GLN:HG2	1.77	0.67
1:C:260:ILE:CG1	1:C:260:ILE:O	2.43	0.67
1:E:1220:LEU:HD21	1:E:1234:THR:HG21	1.78	0.67
1:E:427:ASP:CG	1:E:434:ARG:HG2	2.14	0.67
1:G:174:LEU:C	1:G:174:LEU:HD23	2.15	0.67
1:I:294:ILE:CG2	1:I:324:VAL:HG11	2.22	0.67
1:I:597:TRP:CH2	1:I:600:LYS:HA	2.30	0.67
1:K:1220:LEU:CA	1:K:1236:ASP:HB3	2.25	0.67
1:K:1220:LEU:CG	1:K:1236:ASP:HB3	2.24	0.67
1:K:597:TRP:CD1	1:K:1243:ILE:O	2.43	0.67
1:K:600:LYS:HD3	1:K:600:LYS:H	1.59	0.67
1:A:174:LEU:C	1:A:174:LEU:HD23	2.15	0.66
1:A:862:TYR:CE2	1:A:881:HIS:CB	2.75	0.66
1:G:1220:LEU:HD12	1:G:1220:LEU:N	2.01	0.66
1:G:1220:LEU:CA	1:G:1236:ASP:HB3	2.25	0.66
2:H:33:HIS:CE1	2:H:104:GLU:O	2.46	0.66

*Continued on next page...*

*Continued from previous page...*

Atom-1	Atom-2	Interatomic distance (Å)	Clash overlap (Å)
1:I:1176:HIS:HD2	1:I:1197:GLY:CA	2.08	0.66
1:I:1218:THR:HG23	1:I:1219:ASN:N	2.09	0.66
1:I:557:ARG:HG3	1:I:559:PRO:HD2	1.76	0.66
1:K:294:ILE:CG2	1:K:324:VAL:CG1	2.74	0.66
1:K:866:LEU:HD22	1:K:914:VAL:CB	2.25	0.66
1:M:1218:THR:HG23	1:M:1219:ASN:N	2.09	0.66
1:M:127:VAL:N	5:M:1301:DTP:HN61	1.93	0.66
3:P:37:ILE:HD11	4:S:10:ARG:HG2	1.78	0.66
3:R:90:GLY:O	3:R:91:ILE:HB	1.95	0.66
4:U:18:GLU:CG	4:U:52:ARG:HH12	2.07	0.66
1:A:403:LEU:C	1:A:403:LEU:HD12	2.15	0.66
1:C:1220:LEU:CA	1:C:1236:ASP:HB3	2.25	0.66
1:C:307:PRO:HG2	1:C:338:TRP:CZ3	2.31	0.66
1:C:924:GLN:OE1	1:C:924:GLN:N	2.24	0.66
1:E:119:VAL:HG12	1:E:184:TRP:HE3	1.59	0.66
1:E:1199:ILE:HD13	1:E:1232:TYR:HE2	1.58	0.66
1:E:179:PRO:HG2	1:E:237:ARG:HH11	1.32	0.66
1:E:307:PRO:HG2	1:E:338:TRP:CZ3	2.31	0.66
1:E:155:MET:CE	1:E:441:GLN:NE2	2.55	0.66
1:E:387:SER:HA	1:E:445:LEU:HD13	1.77	0.66
1:E:862:TYR:HD1	1:E:885:VAL:H	1.42	0.66
1:G:143:LEU:HD22	1:G:143:LEU:H	1.60	0.66
1:G:155:MET:CE	1:G:441:GLN:NE2	2.55	0.66
1:I:1220:LEU:CA	1:I:1236:ASP:HB3	2.25	0.66
1:I:387:SER:HA	1:I:445:LEU:HD13	1.77	0.66
1:K:999:ARG:CZ	1:K:1000:PHE:H	2.08	0.66
1:A:179:PRO:CB	3:P:2:ASP:OD1	2.43	0.66
4:S:38:HIS:O	4:S:41:GLU:HG3	1.95	0.66
3:R:47:PRO:HB3	4:S:45:ARG:CG	2.23	0.66
1:C:239:LEU:HD12	1:C:239:LEU:C	2.15	0.66
1:E:1094:SER:O	1:E:1095:HIS:HB2	1.94	0.66
1:E:143:LEU:H	1:E:143:LEU:HD22	1.60	0.66
1:E:261:LEU:HD12	1:E:261:LEU:C	2.15	0.66
1:E:427:ASP:HB3	1:E:434:ARG:HG2	1.77	0.66
1:E:657:GLU:HG2	1:E:680:LYS:HZ1	1.56	0.66
1:G:1094:SER:O	1:G:1095:HIS:HB2	1.94	0.66
1:G:403:LEU:HD12	1:G:403:LEU:C	2.15	0.66
1:I:1094:SER:O	1:I:1095:HIS:HB2	1.94	0.66
1:I:570:GLU:CD	1:I:571:PRO:HD2	2.15	0.66
1:C:294:ILE:CG2	1:C:324:VAL:CG1	2.74	0.66
1:C:540:VAL:CG1	1:C:575:GLU:HB2	2.21	0.66

*Continued on next page...*

*Continued from previous page...*

Atom-1	Atom-2	Interatomic distance (Å)	Clash overlap (Å)
1:G:153:HIS:HA	1:G:160:LYS:HD2	1.75	0.66
1:G:179:PRO:HD2	1:G:237:ARG:HG2	1.76	0.66
1:G:239:LEU:C	1:G:239:LEU:HD12	2.15	0.66
1:I:174:LEU:C	1:I:174:LEU:HD23	2.15	0.66
1:I:301:MET:HG3	1:I:306:LEU:HD21	1.77	0.66
1:I:902:ASP:CB	2:J:72:LYS:HZ2	2.06	0.66
1:K:307:PRO:HG2	1:K:338:TRP:CZ3	2.31	0.66
1:A:636:ASP:O	1:A:637:LYS:CD	2.42	0.66
1:A:999:ARG:CZ	1:A:1000:PHE:H	2.09	0.66
1:C:1217:GLY:O	1:C:1218:THR:HB	1.96	0.66
1:C:174:LEU:C	1:C:174:LEU:HD23	2.15	0.66
1:C:875:VAL:CG1	1:C:915:CYS:HA	2.24	0.66
1:G:1176:HIS:HD2	1:G:1197:GLY:CA	2.09	0.66
1:G:1199:ILE:CD1	1:G:1232:TYR:CE2	2.77	0.66
1:G:140:LEU:HD13	1:G:140:LEU:C	2.16	0.66
1:G:301:MET:HG3	1:G:306:LEU:HD21	1.77	0.66
1:G:866:LEU:HD22	1:G:914:VAL:CB	2.25	0.66
1:K:260:ILE:O	1:K:260:ILE:CG1	2.43	0.66
1:K:636:ASP:C	1:K:637:LYS:HG3	2.15	0.66
1:A:294:ILE:CG2	1:A:324:VAL:CG1	2.74	0.66
1:A:307:PRO:HG2	1:A:338:TRP:CZ3	2.31	0.66
1:A:535:GLU:O	1:A:538:CYS:HB2	1.95	0.66
1:E:1179:TRP:HA	1:E:1179:TRP:HE3	1.57	0.66
1:G:1112:TRP:HB3	1:G:1119:PRO:HA	1.78	0.66
1:G:427:ASP:HB3	1:G:434:ARG:HG2	1.77	0.66
1:G:570:GLU:CD	1:G:571:PRO:HD2	2.15	0.66
1:I:261:LEU:HD12	1:I:261:LEU:C	2.16	0.66
1:I:564:VAL:HG13	1:I:583:GLN:HG2	1.77	0.66
1:I:862:TYR:H	1:I:884:TRP:HD1	1.39	0.66
1:K:1226:SER:O	1:K:1229:PHE:N	2.29	0.66
1:K:535:GLU:O	1:K:538:CYS:HB2	1.95	0.66
1:K:564:VAL:HG13	1:K:583:GLN:HG2	1.77	0.66
3:Q:24:TYR:HA	4:T:52:ARG:NH2	2.11	0.66
1:A:604:THR:N	1:A:1240:ILE:HD13	2.09	0.66
1:C:1226:SER:O	1:C:1229:PHE:N	2.29	0.66
1:C:364:LEU:CD1	1:C:368:MET:HE1	2.25	0.66
1:C:427:ASP:HB3	1:C:434:ARG:HG2	1.77	0.66
1:E:678:ASP:O	1:E:679:LYS:HB2	1.96	0.66
1:E:999:ARG:CZ	1:E:1000:PHE:H	2.09	0.66
1:G:928:VAL:CG2	1:G:1224:HIS:ND1	2.58	0.66
1:G:1220:LEU:HD21	1:G:1234:THR:HG21	1.78	0.66

*Continued on next page...*

*Continued from previous page...*

Atom-1	Atom-2	Interatomic distance (Å)	Clash overlap (Å)
1:I:119:VAL:HG12	1:I:184:TRP:HE3	1.59	0.66
1:I:155:MET:CE	1:I:441:GLN:NE2	2.55	0.66
1:K:261:LEU:C	1:K:261:LEU:HD12	2.15	0.66
1:K:604:THR:N	1:K:1240:ILE:HD13	2.09	0.66
2:L:33:HIS:CE1	2:L:104:GLU:O	2.46	0.66
1:M:1175:THR:O	1:M:1177:GLY:N	2.22	0.66
3:R:60:ILE:HA	3:R:63:LYS:HD2	1.77	0.66
1:A:239:LEU:HD12	1:A:239:LEU:C	2.15	0.66
1:C:1171:GLU:HG3	1:C:1172:GLY:N	2.06	0.66
1:C:999:ARG:CZ	1:C:1000:PHE:H	2.09	0.66
1:E:1226:SER:O	1:E:1229:PHE:N	2.29	0.66
1:E:557:ARG:HG3	1:E:559:PRO:HD2	1.75	0.66
1:E:928:VAL:CG2	1:E:1224:HIS:ND1	2.58	0.66
1:G:1220:LEU:CG	1:G:1236:ASP:HB3	2.25	0.66
1:I:561:PRO:HB3	1:I:1214:TYR:HD2	1.59	0.66
1:I:179:PRO:HD2	1:I:237:ARG:HG2	1.76	0.66
1:K:1176:HIS:HD2	1:K:1197:GLY:CA	2.09	0.66
1:K:1217:GLY:O	1:K:1218:THR:HB	1.96	0.66
1:M:119:VAL:HG12	1:M:184:TRP:HE3	1.59	0.66
1:M:403:LEU:HD12	1:M:403:LEU:C	2.16	0.66
1:M:453:LEU:HD12	1:M:453:LEU:C	2.16	0.66
3:P:60:ILE:HA	3:P:63:LYS:HD2	1.77	0.66
1:A:1176:HIS:HD2	1:A:1197:GLY:CA	2.08	0.66
1:A:140:LEU:C	1:A:140:LEU:HD13	2.16	0.66
1:A:301:MET:HG3	1:A:306:LEU:HD21	1.77	0.66
1:A:416:GLN:HA	1:A:416:GLN:NE2	2.11	0.66
1:A:427:ASP:HB3	1:A:434:ARG:O	1.96	0.66
1:C:427:ASP:HB3	1:C:434:ARG:O	1.96	0.66
1:E:597:TRP:CD1	1:E:1243:ILE:O	2.43	0.66
1:E:636:ASP:C	1:E:637:LYS:HG3	2.15	0.66
1:E:862:TYR:CE2	1:E:881:HIS:CB	2.75	0.66
1:G:999:ARG:CZ	1:G:1000:PHE:H	2.09	0.66
1:I:1220:LEU:N	1:I:1220:LEU:HD12	2.01	0.66
1:I:140:LEU:C	1:I:140:LEU:HD13	2.16	0.66
1:I:307:PRO:HG2	1:I:338:TRP:CZ3	2.31	0.66
1:I:147:PRO:HG2	1:K:121:GLN:OE1	1.96	0.66
1:K:862:TYR:HD1	1:K:885:VAL:H	1.42	0.66
1:K:862:TYR:CE2	1:K:881:HIS:CB	2.75	0.66
1:M:999:ARG:CZ	1:M:1000:PHE:H	2.08	0.66
1:M:140:LEU:HD13	1:M:140:LEU:C	2.16	0.66
1:M:174:LEU:HD23	1:M:174:LEU:C	2.15	0.66

*Continued on next page...*

*Continued from previous page...*

Atom-1	Atom-2	Interatomic distance (Å)	Clash overlap (Å)
1:M:427:ASP:HB3	1:M:434:ARG:O	1.96	0.66
1:M:535:GLU:O	1:M:538:CYS:HB2	1.95	0.66
1:M:862:TYR:HD1	1:M:885:VAL:H	1.42	0.66
1:M:866:LEU:HD22	1:M:914:VAL:CB	2.25	0.66
1:C:301:MET:HG3	1:C:306:LEU:HD21	1.77	0.66
1:C:636:ASP:C	1:C:637:LYS:HG3	2.15	0.66
1:C:862:TYR:CE1	1:C:885:VAL:HG12	2.21	0.66
1:E:1112:TRP:HB3	1:E:1119:PRO:HA	1.78	0.66
1:E:1220:LEU:CG	1:E:1236:ASP:HB3	2.25	0.66
1:E:140:LEU:C	1:E:140:LEU:HD13	2.16	0.66
1:E:427:ASP:HB3	1:E:434:ARG:O	1.96	0.66
1:G:147:PRO:HG2	1:I:121:GLN:OE1	1.96	0.66
1:I:143:LEU:HD22	1:I:143:LEU:H	1.60	0.66
1:I:334:PHE:CG	1:I:337:ARG:HD2	2.31	0.66
1:K:334:PHE:CG	1:K:337:ARG:HD2	2.31	0.66
1:K:416:GLN:HA	1:K:416:GLN:NE2	2.11	0.66
1:K:678:ASP:O	1:K:679:LYS:HB2	1.96	0.66
1:M:904:GLN:NE2	1:M:1174:ALA:O	2.29	0.66
1:M:1220:LEU:CA	1:M:1236:ASP:HB3	2.25	0.66
1:A:337:ARG:NH2	1:M:409:GLU:O	2.25	0.66
1:M:570:GLU:CD	1:M:571:PRO:HD2	2.15	0.66
3:O:47:PRO:HG2	3:O:51:GLN:NE2	2.11	0.66
3:O:60:ILE:HA	3:O:63:LYS:HD2	1.77	0.66
3:P:47:PRO:HG2	3:P:51:GLN:NE2	2.11	0.66
1:A:387:SER:HA	1:A:445:LEU:HD13	1.77	0.65
1:A:489:TYR:HD1	1:A:489:TYR:O	1.79	0.65
1:A:636:ASP:C	1:A:637:LYS:HG3	2.15	0.65
1:A:862:TYR:N	1:A:884:TRP:CD1	2.60	0.65
1:C:1220:LEU:HD21	1:C:1234:THR:HG21	1.78	0.65
1:C:387:SER:HA	1:C:445:LEU:HD13	1.77	0.65
1:C:513:LYS:HD3	1:C:522:LEU:CG	2.27	0.65
1:E:1176:HIS:HD2	1:E:1197:GLY:CA	2.08	0.65
1:E:1220:LEU:CA	1:E:1236:ASP:HB3	2.25	0.65
1:E:1220:LEU:HD12	1:E:1220:LEU:N	2.01	0.65
1:E:294:ILE:CG2	1:E:324:VAL:HG11	2.22	0.65
1:E:403:LEU:C	1:E:403:LEU:HD12	2.15	0.65
1:E:489:TYR:HD1	1:E:489:TYR:O	1.80	0.65
1:E:535:GLU:O	1:E:538:CYS:HB2	1.95	0.65
1:G:307:PRO:HG2	1:G:338:TRP:CZ3	2.31	0.65
1:I:866:LEU:HD22	1:I:914:VAL:CB	2.25	0.65
1:K:999:ARG:CD	1:K:1030:TRP:NE1	2.59	0.65

*Continued on next page...*

*Continued from previous page...*

Atom-1	Atom-2	Interatomic distance (Å)	Clash overlap (Å)
1:K:174:LEU:HD23	1:K:174:LEU:C	2.15	0.65
1:K:427:ASP:HB3	1:K:434:ARG:O	1.96	0.65
1:M:1226:SER:O	1:M:1229:PHE:N	2.29	0.65
1:M:294:ILE:CG2	1:M:324:VAL:CG1	2.74	0.65
3:Q:60:ILE:HA	3:Q:63:LYS:HD2	1.77	0.65
1:A:172:SER:C	3:W:7:ASN:ND2	2.50	0.65
4:Y:6:ARG:O	4:Y:10:ARG:HG2	1.95	0.65
1:A:1217:GLY:O	1:A:1218:THR:HB	1.96	0.65
1:A:158:CYS:SG	1:A:284:SER:CA	2.84	0.65
1:A:866:LEU:HD22	1:A:914:VAL:CB	2.25	0.65
1:A:904:GLN:NE2	1:A:1174:ALA:O	2.29	0.65
1:C:1220:LEU:CG	1:C:1236:ASP:HB3	2.25	0.65
1:C:597:TRP:CD1	1:C:1243:ILE:O	2.43	0.65
1:C:535:GLU:O	1:C:538:CYS:HB2	1.95	0.65
1:E:416:GLN:NE2	1:E:416:GLN:HA	2.11	0.65
1:E:513:LYS:HD3	1:E:522:LEU:CG	2.27	0.65
1:G:999:ARG:CD	1:G:1030:TRP:NE1	2.59	0.65
1:G:1226:SER:O	1:G:1229:PHE:N	2.29	0.65
1:G:261:LEU:HD12	1:G:261:LEU:C	2.15	0.65
1:G:564:VAL:HG13	1:G:583:GLN:HG2	1.77	0.65
1:I:1217:GLY:O	1:I:1218:THR:HB	1.96	0.65
1:I:427:ASP:HB3	1:I:434:ARG:O	1.96	0.65
1:K:1220:LEU:HD21	1:K:1234:THR:HG21	1.78	0.65
1:K:570:GLU:CD	1:K:571:PRO:HD2	2.15	0.65
1:M:1220:LEU:CG	1:M:1236:ASP:HB3	2.25	0.65
1:A:1226:SER:O	1:A:1229:PHE:N	2.29	0.65
1:A:922:LEU:HD11	1:A:1241:LEU:HD23	1.78	0.65
1:A:260:ILE:O	1:A:260:ILE:CG1	2.43	0.65
1:A:453:LEU:HD12	1:A:453:LEU:C	2.16	0.65
1:C:334:PHE:CG	1:C:337:ARG:HD2	2.31	0.65
1:C:862:TYR:HD1	1:C:885:VAL:H	1.42	0.65
1:C:883:SER:CB	1:C:902:ASP:HB3	2.27	0.65
1:E:883:SER:CB	1:E:902:ASP:HB3	2.27	0.65
1:E:985:ILE:HD11	1:E:1006:VAL:HG21	1.78	0.65
1:G:364:LEU:CD1	1:G:368:MET:CE	2.74	0.65
1:I:158:CYS:SG	1:I:284:SER:CA	2.84	0.65
1:I:489:TYR:O	1:I:489:TYR:HD1	1.79	0.65
1:K:752:SER:OG	1:K:754:ASP:O	2.15	0.65
1:M:1200:LYS:CE	1:M:1211:GLN:HB2	2.02	0.65
1:M:307:PRO:HG2	1:M:338:TRP:CZ3	2.31	0.65
3:O:48:THR:CG2	3:P:41:GLU:OE1	2.34	0.65

*Continued on next page...*

*Continued from previous page...*

Atom-1	Atom-2	Interatomic distance (Å)	Clash overlap (Å)
3:Q:47:PRO:HG2	3:Q:51:GLN:NE2	2.11	0.65
3:Q:90:GLY:O	3:Q:91:ILE:HB	1.95	0.65
1:A:322:LEU:CD1	1:A:364:LEU:CD2	2.41	0.65
1:C:1176:HIS:HD2	1:C:1197:GLY:CA	2.09	0.65
1:C:212:PHE:CD2	1:C:230:LEU:HD21	2.32	0.65
1:E:1185:PHE:O	1:E:1229:PHE:HZ	1.78	0.65
1:C:147:PRO:HG2	1:E:121:GLN:OE1	1.96	0.65
1:E:544:PHE:CD1	1:E:576:VAL:CG1	2.77	0.65
1:G:334:PHE:CG	1:G:337:ARG:HD2	2.31	0.65
1:G:513:LYS:HD3	1:G:522:LEU:CG	2.27	0.65
1:I:1112:TRP:HB3	1:I:1119:PRO:HA	1.78	0.65
1:I:1226:SER:O	1:I:1229:PHE:N	2.29	0.65
1:I:212:PHE:CD2	1:I:230:LEU:HD21	2.32	0.65
1:I:639:LEU:N	1:I:653:ILE:CG2	2.60	0.65
1:A:121:GLN:OE1	1:M:147:PRO:HG2	1.96	0.65
1:M:301:MET:HG3	1:M:306:LEU:HD21	1.77	0.65
1:M:416:GLN:NE2	1:M:416:GLN:HA	2.11	0.65
3:R:80:TYR:HE1	4:V:64:THR:CB	2.09	0.65
1:A:1220:LEU:CG	1:A:1236:ASP:HB3	2.25	0.65
1:A:147:PRO:HG2	1:C:121:GLN:OE1	1.96	0.65
1:A:334:PHE:CG	1:A:337:ARG:HD2	2.31	0.65
1:A:364:LEU:CD1	1:A:368:MET:CE	2.74	0.65
1:A:427:ASP:HB3	1:A:434:ARG:HG2	1.77	0.65
1:A:597:TRP:HH2	1:A:603:ILE:CG1	2.10	0.65
1:C:140:LEU:HD13	1:C:140:LEU:C	2.16	0.65
1:E:1220:LEU:HG	1:E:1236:ASP:CG	2.17	0.65
1:E:564:VAL:HG13	1:E:583:GLN:HG2	1.77	0.65
1:E:752:SER:OG	1:E:754:ASP:O	2.15	0.65
1:E:862:TYR:CE1	1:E:885:VAL:HG12	2.21	0.65
1:I:904:GLN:NE2	1:I:1174:ALA:O	2.29	0.65
1:I:364:LEU:CD1	1:I:368:MET:CE	2.74	0.65
1:I:597:TRP:HH2	1:I:603:ILE:CG1	2.10	0.65
1:K:1200:LYS:CD	1:K:1211:GLN:CB	2.75	0.65
1:K:140:LEU:HD13	1:K:140:LEU:C	2.16	0.65
1:K:239:LEU:HD12	1:K:239:LEU:C	2.15	0.65
1:K:403:LEU:HD12	1:K:403:LEU:C	2.15	0.65
1:M:1200:LYS:CD	1:M:1211:GLN:CB	2.75	0.65
1:M:922:LEU:HD11	1:M:1241:LEU:HD23	1.78	0.65
1:M:931:GLN:O	1:M:932:GLU:CB	2.35	0.65
3:R:47:PRO:O	4:S:45:ARG:CG	2.44	0.65
1:A:212:PHE:CD2	1:A:230:LEU:HD21	2.32	0.65

*Continued on next page...*

*Continued from previous page...*

Atom-1	Atom-2	Interatomic distance (Å)	Clash overlap (Å)
1:C:489:TYR:HD1	1:C:489:TYR:O	1.79	0.65
1:E:1185:PHE:HE1	1:E:1192:LEU:HD12	1.53	0.65
1:E:147:PRO:HG2	1:G:121:GLN:OE1	1.96	0.65
1:G:294:ILE:CG2	1:G:324:VAL:CG1	2.74	0.65
1:E:409:GLU:O	1:G:337:ARG:NH2	2.25	0.65
1:G:752:SER:OG	1:G:754:ASP:O	2.14	0.65
1:I:1151:ILE:HG12	1:I:1167:PRO:HG2	1.79	0.65
1:I:678:ASP:O	1:I:679:LYS:HB2	1.96	0.65
1:I:928:VAL:CG2	1:I:1224:HIS:ND1	2.58	0.65
1:I:999:ARG:CZ	1:I:1000:PHE:H	2.09	0.65
1:K:453:LEU:HD12	1:K:453:LEU:C	2.16	0.65
1:K:883:SER:CB	1:K:902:ASP:HB3	2.26	0.65
1:M:1151:ILE:HG12	1:M:1167:PRO:HG2	1.79	0.65
1:M:294:ILE:CG2	1:M:324:VAL:HG11	2.22	0.65
1:M:636:ASP:C	1:M:637:LYS:HG3	2.15	0.65
3:R:47:PRO:HG2	3:R:51:GLN:NE2	2.11	0.65
1:A:883:SER:CB	1:A:902:ASP:HB3	2.26	0.65
1:C:904:GLN:NE2	1:C:1174:ALA:O	2.29	0.65
1:E:1220:LEU:H	1:E:1220:LEU:CD1	1.97	0.65
1:E:364:LEU:CD1	1:E:368:MET:CE	2.74	0.65
1:G:904:GLN:NE2	1:G:1174:ALA:O	2.29	0.65
1:G:256:SER:O	1:G:257:GLN:HB2	1.97	0.65
1:G:678:ASP:O	1:G:679:LYS:HB2	1.96	0.65
1:I:1220:LEU:HG	1:I:1236:ASP:CG	2.17	0.65
1:K:1151:ILE:HG12	1:K:1167:PRO:HG2	1.79	0.65
1:K:364:LEU:CD1	1:K:368:MET:CE	2.74	0.65
1:M:334:PHE:CG	1:M:337:ARG:HD2	2.31	0.65
1:A:1220:LEU:HG	1:A:1236:ASP:CG	2.17	0.65
1:A:1220:LEU:HD21	1:A:1234:THR:HG21	1.78	0.65
1:A:564:VAL:HG11	1:A:583:GLN:HG3	1.79	0.65
1:C:1220:LEU:HG	1:C:1236:ASP:CG	2.17	0.65
1:C:1235:VAL:HG22	1:C:1235:VAL:O	1.97	0.65
1:C:364:LEU:CD1	1:C:368:MET:CE	2.74	0.65
1:C:564:VAL:HG13	1:C:583:GLN:HG2	1.77	0.65
1:C:678:ASP:O	1:C:679:LYS:HB2	1.96	0.65
1:E:236:PRO:C	1:E:238:SER:H	2.00	0.65
1:E:294:ILE:CG2	1:E:324:VAL:CG1	2.74	0.65
1:E:564:VAL:HG11	1:E:583:GLN:HG3	1.79	0.65
1:G:119:VAL:HG12	1:G:184:TRP:HE3	1.59	0.65
1:G:883:SER:CB	1:G:902:ASP:HB3	2.26	0.65
1:I:1110:LYS:HD3	1:I:1119:PRO:HG3	1.79	0.65

*Continued on next page...*



*Continued from previous page...*

Atom-1	Atom-2	Interatomic distance (Å)	Clash overlap (Å)
1:I:1185:PHE:O	1:I:1229:PHE:HZ	1.78	0.65
1:K:904:GLN:NE2	1:K:1174:ALA:O	2.29	0.65
1:K:658:ASP:OD2	1:K:677:VAL:CG1	2.45	0.65
1:M:212:PHE:CD2	1:M:230:LEU:HD21	2.32	0.65
1:M:364:LEU:CD1	1:M:368:MET:CE	2.74	0.65
1:M:489:TYR:O	1:M:489:TYR:HD1	1.80	0.65
1:M:678:ASP:O	1:M:679:LYS:HB2	1.96	0.65
4:T:12:CYS:HG	4:T:88:PHE:HE2	1.45	0.65
1:A:262:LEU:HD21	1:A:270:THR:CG2	2.27	0.65
1:A:678:ASP:O	1:A:679:LYS:HB2	1.96	0.65
1:A:862:TYR:HD1	1:A:885:VAL:H	1.42	0.65
1:C:1200:LYS:CE	1:C:1211:GLN:HB2	2.02	0.65
1:E:212:PHE:CD2	1:E:230:LEU:HD21	2.32	0.65
1:E:301:MET:HG3	1:E:306:LEU:HD21	1.77	0.65
1:E:334:PHE:CG	1:E:337:ARG:HD2	2.31	0.65
1:G:1185:PHE:O	1:G:1229:PHE:HZ	1.78	0.65
1:K:985:ILE:HD11	1:K:1006:VAL:HG21	1.78	0.65
1:K:212:PHE:CD2	1:K:230:LEU:HD21	2.32	0.65
1:A:1201:TRP:CE3	1:A:1210:SER:CB	2.80	0.65
1:C:985:ILE:HD11	1:C:1006:VAL:HG21	1.78	0.65
1:C:127:VAL:N	5:C:1301:DTP:HN61	1.93	0.65
1:C:862:TYR:N	1:C:884:TRP:HD1	1.95	0.65
1:E:262:LEU:HD21	1:E:270:THR:CG2	2.27	0.65
1:G:985:ILE:HD11	1:G:1006:VAL:HG21	1.78	0.65
1:G:1110:LYS:HD3	1:G:1119:PRO:HG3	1.79	0.65
1:I:604:THR:N	1:I:1240:ILE:HD13	2.09	0.65
1:I:262:LEU:HD11	1:I:270:THR:CG2	2.27	0.65
1:I:290:LYS:O	1:I:293:GLU:HB3	1.97	0.65
1:I:403:LEU:C	1:I:403:LEU:HD12	2.15	0.65
1:I:416:GLN:NE2	1:I:416:GLN:HA	2.11	0.65
1:I:461:ILE:HD13	1:I:491:MET:CG	2.27	0.65
1:K:158:CYS:SG	1:K:284:SER:CA	2.84	0.65
1:K:262:LEU:HD11	1:K:270:THR:CG2	2.27	0.65
1:K:301:MET:HG3	1:K:306:LEU:HD21	1.77	0.65
1:M:597:TRP:HH2	1:M:603:ILE:CG1	2.10	0.65
3:Q:28:HIS:CE1	4:T:14:LEU:HD21	2.32	0.65
3:Q:79:GLY:O	4:U:65:ARG:NH2	2.30	0.65
1:C:639:LEU:N	1:C:653:ILE:CG2	2.60	0.64
1:E:922:LEU:HD11	1:E:1241:LEU:HD23	1.78	0.64
1:E:453:LEU:C	1:E:453:LEU:HD12	2.16	0.64
1:E:658:ASP:OD2	1:E:677:VAL:CG1	2.45	0.64

*Continued on next page...*

*Continued from previous page...*

Atom-1	Atom-2	Interatomic distance (Å)	Clash overlap (Å)
1:E:904:GLN:NE2	1:E:1174:ALA:O	2.29	0.64
1:E:866:LEU:HD22	1:E:914:VAL:CB	2.25	0.64
1:G:158:CYS:SG	1:G:284:SER:CA	2.84	0.64
1:G:427:ASP:HB3	1:G:434:ARG:O	1.96	0.64
1:G:489:TYR:O	1:G:489:TYR:HD1	1.79	0.64
1:I:260:ILE:O	1:I:260:ILE:CG1	2.43	0.64
1:I:658:ASP:OD2	1:I:677:VAL:CG1	2.45	0.64
1:I:999:ARG:CD	1:I:1030:TRP:NE1	2.59	0.64
1:K:1110:LYS:HD3	1:K:1119:PRO:HG3	1.79	0.64
1:M:1220:LEU:HD21	1:M:1234:THR:HG21	1.78	0.64
1:M:158:CYS:SG	1:M:284:SER:CA	2.84	0.64
1:M:256:SER:O	1:M:257:GLN:HB2	1.97	0.64
1:M:658:ASP:OD2	1:M:677:VAL:CG1	2.45	0.64
1:M:752:SER:OG	1:M:754:ASP:O	2.14	0.64
1:M:862:TYR:N	1:M:884:TRP:HD1	1.95	0.64
1:M:985:ILE:HD11	1:M:1006:VAL:HG21	1.78	0.64
1:A:1151:ILE:HG12	1:A:1167:PRO:HG2	1.79	0.64
1:C:158:CYS:SG	1:C:284:SER:CA	2.84	0.64
1:E:158:CYS:SG	1:E:284:SER:CA	2.84	0.64
1:G:1217:GLY:O	1:G:1218:THR:HB	1.96	0.64
1:G:260:ILE:CG1	1:G:260:ILE:O	2.43	0.64
1:I:256:SER:O	1:I:257:GLN:HB2	1.97	0.64
1:I:752:SER:OG	1:I:754:ASP:O	2.15	0.64
1:K:262:LEU:HD21	1:K:270:THR:CG2	2.27	0.64
1:K:544:PHE:CD1	1:K:576:VAL:CG1	2.76	0.64
1:K:639:LEU:N	1:K:653:ILE:CG2	2.60	0.64
1:M:883:SER:CB	1:M:902:ASP:HB3	2.27	0.64
1:A:513:LYS:HD3	1:A:522:LEU:CG	2.27	0.64
1:E:283:GLU:CD	1:E:284:SER:N	2.51	0.64
1:E:902:ASP:CB	2:F:72:LYS:HZ2	2.10	0.64
1:G:1235:VAL:O	1:G:1235:VAL:HG22	1.97	0.64
1:G:283:GLU:CD	1:G:284:SER:N	2.51	0.64
1:G:416:GLN:NE2	1:G:416:GLN:HA	2.11	0.64
1:I:1220:LEU:HD21	1:I:1234:THR:HG21	1.78	0.64
1:I:283:GLU:CD	1:I:284:SER:N	2.51	0.64
1:I:883:SER:CB	1:I:902:ASP:HB3	2.26	0.64
1:K:489:TYR:O	1:K:489:TYR:HD1	1.80	0.64
1:M:1220:LEU:HG	1:M:1236:ASP:CG	2.17	0.64
1:M:262:LEU:HD21	1:M:270:THR:CG2	2.27	0.64
1:C:1220:LEU:N	1:C:1220:LEU:HD12	2.01	0.64
1:C:262:LEU:HD11	1:C:270:THR:CG2	2.27	0.64

*Continued on next page...*

*Continued from previous page...*

Atom-1	Atom-2	Interatomic distance (Å)	Clash overlap (Å)
1:C:453:LEU:HD12	1:C:453:LEU:C	2.16	0.64
1:C:453:LEU:HD11	1:C:454:GLN:NE2	2.00	0.64
1:E:179:PRO:HD3	1:E:237:ARG:NH1	2.10	0.64
1:E:290:LYS:O	1:E:293:GLU:HB3	1.97	0.64
1:G:290:LYS:O	1:G:293:GLU:HB3	1.97	0.64
1:I:1218:THR:HG23	1:I:1219:ASN:H	1.63	0.64
1:I:1235:VAL:HG22	1:I:1235:VAL:O	1.97	0.64
1:I:513:LYS:HD3	1:I:522:LEU:CG	2.27	0.64
1:K:256:SER:O	1:K:257:GLN:HB2	1.97	0.64
1:K:290:LYS:O	1:K:293:GLU:HB3	1.97	0.64
1:K:147:PRO:HG2	1:M:121:GLN:OE1	1.96	0.64
3:O:90:GLY:O	3:O:91:ILE:HB	1.95	0.64
3:P:27:ASP:HB3	4:S:14:LEU:HD23	1.79	0.64
3:R:47:PRO:HB3	4:S:45:ARG:CB	2.24	0.64
1:A:561:PRO:HB3	1:A:1214:TYR:HD2	1.60	0.64
1:A:461:ILE:HD13	1:A:491:MET:CG	2.27	0.64
1:C:416:GLN:NE2	1:C:416:GLN:HA	2.11	0.64
1:E:1110:LYS:HD3	1:E:1119:PRO:HG3	1.79	0.64
1:G:1220:LEU:HG	1:G:1236:ASP:CG	2.17	0.64
1:G:658:ASP:OD2	1:G:677:VAL:CG1	2.45	0.64
1:K:283:GLU:CD	1:K:284:SER:N	2.51	0.64
1:M:1143:ALA:HB1	1:M:1183:LEU:CD2	2.28	0.64
1:M:290:LYS:O	1:M:293:GLU:HB3	1.97	0.64
3:P:90:GLY:O	3:P:91:ILE:HB	1.95	0.64
1:A:1143:ALA:HB1	1:A:1183:LEU:CD2	2.28	0.64
1:A:127:VAL:N	5:A:1301:DTP:HN61	1.93	0.64
1:C:1151:ILE:HG12	1:C:1167:PRO:HG2	1.79	0.64
1:C:553:HIS:C	1:C:553:HIS:CD2	2.71	0.64
1:E:262:LEU:HD11	1:E:270:THR:CG2	2.27	0.64
1:E:597:TRP:HH2	1:E:603:ILE:CG1	2.10	0.64
1:E:639:LEU:N	1:E:653:ILE:CG2	2.60	0.64
1:E:948:LEU:HD12	1:E:957:ASP:CB	2.28	0.64
1:G:1200:LYS:CD	1:G:1211:GLN:CB	2.75	0.64
1:G:1232:TYR:CZ	1:G:1234:THR:HB	2.33	0.64
1:G:262:LEU:HD11	1:G:270:THR:CG2	2.27	0.64
1:G:453:LEU:C	1:G:453:LEU:HD12	2.16	0.64
1:I:1200:LYS:CD	1:I:1211:GLN:CB	2.75	0.64
1:I:453:LEU:C	1:I:453:LEU:HD12	2.16	0.64
1:I:544:PHE:CD1	1:I:576:VAL:CG1	2.77	0.64
1:K:461:ILE:HD13	1:K:491:MET:CG	2.27	0.64
1:M:1232:TYR:CZ	1:M:1234:THR:HB	2.33	0.64

*Continued on next page...*

*Continued from previous page...*

Atom-1	Atom-2	Interatomic distance (Å)	Clash overlap (Å)
1:E:233:ARG:O	3:O:10:LEU:CD1	2.45	0.64
1:A:1112:TRP:HB3	1:A:1119:PRO:HA	1.78	0.64
1:A:1149:GLY:HA2	1:A:1180:VAL:CG2	2.17	0.64
1:A:283:GLU:CD	1:A:284:SER:N	2.51	0.64
1:C:1143:ALA:HB1	1:C:1183:LEU:CD2	2.28	0.64
1:C:262:LEU:HD21	1:C:270:THR:CG2	2.27	0.64
1:C:461:ILE:HD13	1:C:491:MET:CG	2.27	0.64
1:E:1200:LYS:CD	1:E:1211:GLN:CB	2.75	0.64
1:E:1217:GLY:O	1:E:1218:THR:HB	1.96	0.64
1:G:212:PHE:CD2	1:G:230:LEU:HD21	2.32	0.64
1:G:461:ILE:HD13	1:G:491:MET:CG	2.27	0.64
1:K:1112:TRP:HB3	1:K:1119:PRO:HA	1.78	0.64
1:K:1143:ALA:HB1	1:K:1183:LEU:CD2	2.28	0.64
1:M:513:LYS:HD3	1:M:522:LEU:CG	2.27	0.64
1:M:862:TYR:CE2	1:M:881:HIS:CB	2.75	0.64
1:A:256:SER:O	1:A:257:GLN:HB2	1.97	0.64
1:C:1200:LYS:CD	1:C:1211:GLN:CB	2.75	0.64
1:C:283:GLU:CD	1:C:284:SER:N	2.51	0.64
1:C:752:SER:OG	1:C:754:ASP:O	2.14	0.64
1:E:1151:ILE:HG12	1:E:1167:PRO:HG2	1.79	0.64
1:K:1218:THR:HG23	1:K:1219:ASN:H	1.63	0.64
1:K:1199:ILE:HD11	1:K:1232:TYR:HE2	1.61	0.64
1:M:1217:GLY:O	1:M:1218:THR:HB	1.96	0.64
1:M:561:PRO:HB3	1:M:1214:TYR:HD2	1.60	0.64
1:E:235:HIS:HA	3:O:7:ASN:OD1	1.97	0.64
3:Q:79:GLY:C	4:U:65:ARG:NH2	2.51	0.64
1:A:290:LYS:O	1:A:293:GLU:HB3	1.97	0.64
1:C:948:LEU:HD12	1:C:957:ASP:CB	2.28	0.64
1:E:1175:THR:O	1:E:1177:GLY:N	2.22	0.64
1:E:1232:TYR:CZ	1:E:1234:THR:HB	2.33	0.64
1:E:553:HIS:C	1:E:553:HIS:CD2	2.71	0.64
1:G:212:PHE:CE2	1:G:230:LEU:HD21	2.33	0.64
1:G:948:LEU:HD12	1:G:957:ASP:CB	2.28	0.64
1:I:146:GLU:HB3	1:I:147:PRO:HD2	1.80	0.64
1:I:876:ALA:CB	1:I:914:VAL:O	2.45	0.64
1:K:561:PRO:HB3	1:K:1214:TYR:HD2	1.60	0.64
1:K:922:LEU:HD11	1:K:1241:LEU:HD23	1.79	0.64
1:K:948:LEU:HD12	1:K:957:ASP:CB	2.28	0.64
1:M:1112:TRP:HB3	1:M:1119:PRO:HA	1.78	0.64
1:M:260:ILE:CG1	1:M:260:ILE:O	2.43	0.64
1:M:262:LEU:HD11	1:M:270:THR:CG2	2.27	0.64

*Continued on next page...*

*Continued from previous page...*

Atom-1	Atom-2	Interatomic distance (Å)	Clash overlap (Å)
3:Q:19:ASP:O	4:U:64:THR:CB	2.45	0.64
1:A:301:MET:HG3	1:A:306:LEU:CD2	2.29	0.64
1:A:558:GLN:CB	1:A:559:PRO:CD	2.75	0.64
1:A:862:TYR:N	1:A:884:TRP:HD1	1.95	0.64
1:A:985:ILE:HD11	1:A:1006:VAL:HG21	1.78	0.64
1:C:1112:TRP:HB3	1:C:1119:PRO:HA	1.78	0.64
1:C:1218:THR:HG23	1:C:1219:ASN:H	1.63	0.64
1:E:999:ARG:CD	1:E:1030:TRP:NE1	2.59	0.64
1:G:862:TYR:N	1:G:884:TRP:HD1	1.95	0.64
1:I:364:LEU:CD1	1:I:368:MET:HE1	2.24	0.64
1:I:553:HIS:C	1:I:553:HIS:CD2	2.71	0.64
1:I:985:ILE:HD11	1:I:1006:VAL:HG21	1.78	0.64
1:K:334:PHE:HB2	1:K:337:ARG:CD	2.28	0.64
1:M:999:ARG:CD	1:M:1030:TRP:NE1	2.59	0.64
1:M:725:LEU:HB2	1:M:739:MET:HB2	1.80	0.64
1:M:876:ALA:CB	1:M:914:VAL:O	2.45	0.64
1:M:948:LEU:HD12	1:M:957:ASP:CB	2.28	0.64
1:A:212:PHE:CE2	1:A:230:LEU:HD21	2.33	0.63
1:A:752:SER:OG	1:A:754:ASP:O	2.14	0.63
1:C:1232:TYR:CZ	1:C:1234:THR:HB	2.33	0.63
1:C:290:LYS:O	1:C:293:GLU:HB3	1.97	0.63
1:C:658:ASP:OD2	1:C:677:VAL:CG1	2.45	0.63
1:E:999:ARG:CD	1:E:1030:TRP:CD1	2.76	0.63
1:E:1235:VAL:O	1:E:1235:VAL:HG22	1.97	0.63
1:E:256:SER:O	1:E:257:GLN:HB2	1.97	0.63
1:G:1151:ILE:HG12	1:G:1167:PRO:HG2	1.79	0.63
1:I:1201:TRP:CE3	1:I:1210:SER:CB	2.80	0.63
1:I:212:PHE:CE2	1:I:230:LEU:HD21	2.34	0.63
1:I:294:ILE:CG2	1:I:324:VAL:CG1	2.74	0.63
1:I:637:LYS:HD3	1:I:658:ASP:O	1.98	0.63
1:K:1220:LEU:HD23	1:K:1234:THR:CG2	2.28	0.63
1:K:1232:TYR:CZ	1:K:1234:THR:HB	2.33	0.63
1:K:1235:VAL:O	1:K:1235:VAL:HG22	1.97	0.63
1:K:1220:LEU:HG	1:K:1236:ASP:CG	2.17	0.63
1:A:1235:VAL:O	1:A:1235:VAL:HG22	1.97	0.63
1:A:173:LEU:CA	3:W:7:ASN:ND2	2.47	0.63
1:A:658:ASP:OD2	1:A:677:VAL:CG1	2.45	0.63
1:C:301:MET:HG3	1:C:306:LEU:CD2	2.29	0.63
1:E:1143:ALA:HB1	1:E:1183:LEU:CD2	2.28	0.63
1:E:1218:THR:HG23	1:E:1219:ASN:H	1.63	0.63
1:E:1225:VAL:HG11	1:E:1229:PHE:CZ	2.34	0.63

*Continued on next page...*

*Continued from previous page...*

Atom-1	Atom-2	Interatomic distance (Å)	Clash overlap (Å)
1:E:461:ILE:HD13	1:E:491:MET:CG	2.27	0.63
1:E:924:GLN:CB	1:E:1238:LEU:HG	2.28	0.63
1:G:1220:LEU:HD23	1:G:1234:THR:CG2	2.28	0.63
1:G:334:PHE:HB2	1:G:337:ARG:CD	2.29	0.63
1:I:1232:TYR:CZ	1:I:1234:THR:HB	2.33	0.63
1:I:922:LEU:HD11	1:I:1241:LEU:HD23	1.78	0.63
1:K:553:HIS:C	1:K:553:HIS:CD2	2.71	0.63
1:M:666:SER:HB3	1:M:671:PHE:HB2	1.80	0.63
1:A:1110:LYS:HD3	1:A:1119:PRO:HG3	1.79	0.63
1:A:1200:LYS:CD	1:A:1211:GLN:CB	2.75	0.63
1:A:1218:THR:HG23	1:A:1219:ASN:H	1.63	0.63
1:A:1225:VAL:HG11	1:A:1229:PHE:CZ	2.34	0.63
1:A:544:PHE:CD1	1:A:576:VAL:CG1	2.77	0.63
1:A:666:SER:HB3	1:A:671:PHE:HB2	1.80	0.63
1:A:948:LEU:HD12	1:A:957:ASP:CB	2.28	0.63
1:C:564:VAL:HG11	1:C:583:GLN:HG3	1.79	0.63
1:G:209:ASP:OD1	3:O:62:LYS:NZ	2.31	0.63
1:G:301:MET:HG3	1:G:306:LEU:CD2	2.28	0.63
1:G:597:TRP:HH2	1:G:603:ILE:CG1	2.10	0.63
1:I:1220:LEU:HD23	1:I:1234:THR:CG2	2.29	0.63
1:I:683:ILE:HB	1:I:693:HIS:HB2	1.80	0.63
1:K:127:VAL:N	5:K:1301:DTP:HN61	1.93	0.63
1:M:146:GLU:HB3	1:M:147:PRO:HD2	1.80	0.63
1:M:461:ILE:HD13	1:M:491:MET:CG	2.27	0.63
1:M:544:PHE:CD1	1:M:576:VAL:CG1	2.76	0.63
1:M:564:VAL:HG11	1:M:583:GLN:HG3	1.79	0.63
1:M:637:LYS:HD3	1:M:658:ASP:O	1.98	0.63
1:A:262:LEU:HD11	1:A:270:THR:CG2	2.27	0.63
1:A:862:TYR:CE1	1:A:885:VAL:HG12	2.21	0.63
1:A:924:GLN:CB	1:A:1238:LEU:HG	2.28	0.63
1:C:924:GLN:CB	1:C:1238:LEU:HG	2.28	0.63
1:C:558:GLN:CB	1:C:559:PRO:CD	2.75	0.63
1:E:212:PHE:CE2	1:E:230:LEU:HD21	2.33	0.63
1:E:725:LEU:HB2	1:E:739:MET:HB2	1.80	0.63
1:E:862:TYR:N	1:E:884:TRP:HD1	1.95	0.63
1:G:1218:THR:HG23	1:G:1219:ASN:H	1.63	0.63
1:G:1225:VAL:HG11	1:G:1229:PHE:CZ	2.34	0.63
1:G:146:GLU:HB3	1:G:147:PRO:HD2	1.80	0.63
1:G:922:LEU:HD11	1:G:1241:LEU:HD23	1.79	0.63
1:I:1143:ALA:HB1	1:I:1183:LEU:CD2	2.28	0.63
1:I:301:MET:HG3	1:I:306:LEU:CD2	2.28	0.63

*Continued on next page...*

*Continued from previous page...*

Atom-1	Atom-2	Interatomic distance (Å)	Clash overlap (Å)
1:K:252:LYS:HE3	1:K:252:LYS:HA	1.81	0.63
1:K:637:LYS:HD3	1:K:658:ASP:O	1.98	0.63
1:M:322:LEU:CD1	1:M:364:LEU:CD2	2.42	0.63
1:C:212:PHE:CE2	1:C:230:LEU:HD21	2.33	0.63
1:C:597:TRP:HH2	1:C:603:ILE:CG1	2.10	0.63
1:E:597:TRP:HE1	1:E:1243:ILE:H	1.47	0.63
1:G:666:SER:HB3	1:G:671:PHE:HB2	1.80	0.63
1:G:862:TYR:CE1	1:G:885:VAL:HG12	2.21	0.63
1:K:543:ASN:CB	1:K:574:SER:HB2	2.29	0.63
1:M:283:GLU:CD	1:M:284:SER:N	2.51	0.63
1:M:553:HIS:CD2	1:M:553:HIS:C	2.71	0.63
1:A:1132:CYS:O	1:A:1145:GLY:N	2.32	0.63
1:A:1232:TYR:CZ	1:A:1234:THR:HB	2.33	0.63
1:A:683:ILE:HB	1:A:693:HIS:HB2	1.80	0.63
1:A:725:LEU:HB2	1:A:739:MET:HB2	1.80	0.63
1:C:252:LYS:HE3	1:C:252:LYS:HA	1.81	0.63
1:C:922:LEU:HD11	1:C:1241:LEU:HD23	1.78	0.63
1:E:155:MET:CE	1:E:441:GLN:HE21	2.12	0.63
1:E:431:LYS:HZ2	1:G:336:ASN:HB3	1.61	0.63
1:G:564:VAL:HG11	1:G:583:GLN:HG3	1.79	0.63
1:G:684:TRP:HA	1:G:691:LEU:HA	1.81	0.63
1:I:262:LEU:HD21	1:I:270:THR:CG2	2.27	0.63
1:K:301:MET:HG3	1:K:306:LEU:CD2	2.28	0.63
1:A:173:LEU:N	3:W:7:ASN:HD21	1.96	0.63
1:A:553:HIS:C	1:A:553:HIS:CD2	2.71	0.63
1:C:637:LYS:HD3	1:C:658:ASP:O	1.98	0.63
2:F:33:HIS:CE1	2:F:104:GLU:O	2.46	0.63
1:G:637:LYS:HD3	1:G:658:ASP:O	1.98	0.63
1:G:882:LEU:N	1:G:882:LEU:CD2	2.39	0.63
1:I:862:TYR:N	1:I:884:TRP:HD1	1.95	0.63
1:K:513:LYS:HD3	1:K:522:LEU:CG	2.27	0.63
1:K:683:ILE:HB	1:K:693:HIS:HB2	1.80	0.63
1:K:725:LEU:HB2	1:K:739:MET:HB2	1.80	0.63
1:K:876:ALA:CB	1:K:914:VAL:O	2.45	0.63
1:M:1110:LYS:HD3	1:M:1119:PRO:HG3	1.79	0.63
1:A:678:ASP:OD2	1:A:680:LYS:CE	2.46	0.63
1:C:1110:LYS:HD3	1:C:1119:PRO:HG3	1.79	0.63
1:C:1220:LEU:HD23	1:C:1234:THR:CG2	2.28	0.63
1:G:1201:TRP:CE3	1:G:1210:SER:CB	2.80	0.63
1:G:544:PHE:CD1	1:G:576:VAL:CG1	2.77	0.63
1:G:683:ILE:HB	1:G:693:HIS:HB2	1.80	0.63

*Continued on next page...*

*Continued from previous page...*

Atom-1	Atom-2	Interatomic distance (Å)	Clash overlap (Å)
1:I:999:ARG:CD	1:I:1030:TRP:CD1	2.76	0.63
1:I:155:MET:CE	1:I:441:GLN:HE21	2.12	0.63
1:I:948:LEU:HD12	1:I:957:ASP:CB	2.28	0.63
1:K:212:PHE:CE2	1:K:230:LEU:HD21	2.33	0.63
1:M:1235:VAL:HG22	1:M:1235:VAL:O	1.97	0.63
1:M:252:LYS:HA	1:M:252:LYS:HE3	1.81	0.63
1:M:639:LEU:N	1:M:653:ILE:CG2	2.60	0.63
3:R:27:ASP:O	3:R:31:SER:OG	2.17	0.63
1:A:374:MET:HA	1:A:374:MET:HE3	1.80	0.63
1:E:637:LYS:HD3	1:E:658:ASP:O	1.98	0.63
1:G:553:HIS:C	1:G:553:HIS:CD2	2.71	0.63
1:I:666:SER:HB3	1:I:671:PHE:HB2	1.80	0.63
1:I:862:TYR:HA	1:I:885:VAL:HG13	1.81	0.63
1:K:137:GLN:HG2	1:K:173:LEU:HD13	1.80	0.63
1:K:666:SER:HB3	1:K:671:PHE:HB2	1.80	0.63
1:K:862:TYR:CE1	1:K:885:VAL:HG12	2.21	0.63
1:M:301:MET:HG3	1:M:306:LEU:CD2	2.28	0.63
4:T:52:ARG:CD	4:U:38:HIS:NE2	2.55	0.63
1:A:137:GLN:HG2	1:A:173:LEU:HD13	1.80	0.62
1:C:1167:PRO:HA	1:C:1202:TRP:NE1	1.94	0.62
1:E:260:ILE:CG1	1:E:260:ILE:O	2.43	0.62
1:E:301:MET:HG3	1:E:306:LEU:CD2	2.28	0.62
1:G:262:LEU:HD21	1:G:270:THR:CG2	2.27	0.62
1:I:543:ASN:CB	1:I:574:SER:HB2	2.29	0.62
1:K:1225:VAL:HG11	1:K:1229:PHE:CZ	2.34	0.62
1:M:1199:ILE:HD11	1:M:1232:TYR:OH	1.99	0.62
1:M:683:ILE:HB	1:M:693:HIS:HB2	1.80	0.62
3:O:1:MET:N	3:O:6:ARG:HE	1.96	0.62
3:R:80:TYR:CD1	4:V:64:THR:O	2.52	0.62
1:A:252:LYS:HE3	1:A:252:LYS:HA	1.81	0.62
1:C:1185:PHE:HE1	1:C:1192:LEU:HD12	1.53	0.62
1:C:256:SER:O	1:C:257:GLN:HB2	1.97	0.62
1:E:543:ASN:CB	1:E:574:SER:HB2	2.29	0.62
1:K:597:TRP:HE1	1:K:1243:ILE:H	1.47	0.62
1:K:862:TYR:HA	1:K:885:VAL:HG13	1.81	0.62
1:M:1220:LEU:HD23	1:M:1234:THR:CG2	2.28	0.62
3:R:79:GLY:HA3	4:V:65:ARG:NH1	2.13	0.62
1:A:1220:LEU:HD23	1:A:1234:THR:CG2	2.28	0.62
1:A:1199:ILE:HD11	1:A:1232:TYR:OH	1.99	0.62
1:C:1178:GLY:O	1:C:1179:TRP:HB2	1.99	0.62
1:C:137:GLN:HG2	1:C:173:LEU:HD13	1.80	0.62

*Continued on next page...*



*Continued from previous page...*

Atom-1	Atom-2	Interatomic distance (Å)	Clash overlap (Å)
1:G:1143:ALA:HB1	1:G:1183:LEU:CD2	2.28	0.62
1:G:725:LEU:HB2	1:G:739:MET:HB2	1.80	0.62
1:I:1008:HIS:HE1	1:I:1010:GLN:HB2	1.64	0.62
1:M:212:PHE:CE2	1:M:230:LEU:HD21	2.33	0.62
3:Q:26:MET:O	3:Q:30:ILE:HG12	1.99	0.62
1:E:374:MET:HE2	1:E:374:MET:HA	1.80	0.62
1:E:666:SER:HB3	1:E:671:PHE:HB2	1.80	0.62
1:E:684:TRP:HA	1:E:691:LEU:HA	1.81	0.62
1:M:1225:VAL:HG11	1:M:1229:PHE:CZ	2.34	0.62
1:M:334:PHE:HB2	1:M:337:ARG:CD	2.28	0.62
3:R:79:GLY:CA	4:V:65:ARG:NH2	2.54	0.62
4:S:38:HIS:O	4:S:41:GLU:HG2	1.98	0.62
1:A:146:GLU:HB3	1:A:147:PRO:HD2	1.80	0.62
1:A:597:TRP:HE1	1:A:1243:ILE:H	1.47	0.62
1:A:637:LYS:HD3	1:A:658:ASP:O	1.99	0.62
1:C:1008:HIS:HE1	1:C:1010:GLN:HB2	1.65	0.62
1:C:1094:SER:HB3	1:C:1135:PHE:CD1	2.35	0.62
1:E:252:LYS:HA	1:E:252:LYS:HE3	1.81	0.62
1:E:597:TRP:CZ3	1:E:600:LYS:HB3	2.35	0.62
1:E:801:VAL:HA	1:E:817:ALA:HB2	1.81	0.62
1:G:543:ASN:CB	1:G:574:SER:HB2	2.29	0.62
1:I:1225:VAL:HG11	1:I:1229:PHE:CZ	2.34	0.62
1:I:252:LYS:HE3	1:I:252:LYS:HA	1.81	0.62
1:I:566:LEU:HG	1:I:566:LEU:O	2.00	0.62
1:K:146:GLU:HB3	1:K:147:PRO:HD2	1.80	0.62
1:K:119:VAL:HG12	1:K:184:TRP:HE3	1.59	0.62
1:M:1008:HIS:HE1	1:M:1010:GLN:HB2	1.65	0.62
1:M:1132:CYS:O	1:M:1145:GLY:N	2.32	0.62
1:C:1201:TRP:CE3	1:C:1210:SER:CB	2.80	0.62
1:C:146:GLU:HB3	1:C:147:PRO:HD2	1.81	0.62
1:E:1200:LYS:C	1:E:1202:TRP:CZ3	2.73	0.62
1:E:334:PHE:HB2	1:E:337:ARG:CD	2.29	0.62
1:G:137:GLN:HG2	1:G:173:LEU:HD13	1.80	0.62
1:G:767:LEU:HD21	1:G:815:VAL:HG11	1.82	0.62
1:G:801:VAL:HA	1:G:817:ALA:HB2	1.81	0.62
1:I:564:VAL:HG11	1:I:583:GLN:HG3	1.79	0.62
1:I:725:LEU:HB2	1:I:739:MET:HB2	1.80	0.62
1:K:1175:THR:O	1:K:1177:GLY:N	2.22	0.62
1:K:339:GLU:O	1:K:342:LEU:HB3	2.00	0.62
1:M:1218:THR:HG23	1:M:1219:ASN:H	1.63	0.62
1:M:363:ALA:O	1:M:366:GLU:HB3	2.00	0.62

*Continued on next page...*

*Continued from previous page...*

Atom-1	Atom-2	Interatomic distance (Å)	Clash overlap (Å)
1:M:543:ASN:CB	1:M:574:SER:HB2	2.29	0.62
1:M:862:TYR:HA	1:M:885:VAL:HG13	1.82	0.62
3:Q:24:TYR:CD2	4:U:38:HIS:HB3	2.34	0.62
1:A:639:LEU:N	1:A:653:ILE:CG2	2.60	0.62
1:C:999:ARG:CD	1:C:1030:TRP:CD1	2.76	0.62
1:C:1182:ASP:HB3	1:C:1223:ILE:CG2	2.30	0.62
1:E:1130:VAL:HG11	1:E:1144:THR:HB	1.82	0.62
1:G:1130:VAL:HG11	1:G:1144:THR:HB	1.82	0.62
1:G:924:GLN:CB	1:G:1238:LEU:HG	2.28	0.62
1:I:1094:SER:HB3	1:I:1135:PHE:CD1	2.35	0.62
1:I:363:ALA:O	1:I:366:GLU:HB3	2.00	0.62
1:K:564:VAL:HG11	1:K:583:GLN:HG3	1.79	0.62
1:K:698:HIS:CD2	1:K:702:VAL:HG22	2.35	0.62
1:K:767:LEU:HD21	1:K:815:VAL:HG11	1.82	0.62
1:K:801:VAL:HA	1:K:817:ALA:HB2	1.81	0.62
1:M:155:MET:CE	1:M:441:GLN:HE21	2.12	0.62
1:A:1008:HIS:HE1	1:A:1010:GLN:HB2	1.64	0.62
1:C:543:ASN:CB	1:C:574:SER:HB2	2.29	0.62
1:C:559:PRO:O	1:C:561:PRO:HD3	2.00	0.62
1:C:666:SER:HB3	1:C:671:PHE:HB2	1.80	0.62
1:C:725:LEU:HB2	1:C:739:MET:HB2	1.80	0.62
1:C:862:TYR:CE2	1:C:881:HIS:CB	2.75	0.62
1:E:339:GLU:O	1:E:342:LEU:HB3	2.00	0.62
1:G:1094:SER:HB3	1:G:1135:PHE:CD1	2.35	0.62
1:G:566:LEU:O	1:G:566:LEU:HG	2.00	0.62
1:I:334:PHE:HB2	1:I:337:ARG:CD	2.29	0.62
1:K:1094:SER:HB3	1:K:1135:PHE:CD1	2.35	0.62
1:K:1200:LYS:C	1:K:1202:TRP:CZ3	2.73	0.62
1:I:431:LYS:HZ2	1:K:336:ASN:HB3	1.59	0.62
1:K:363:ALA:O	1:K:366:GLU:HB3	2.00	0.62
1:K:528:GLU:HG3	1:K:529:TYR:N	2.15	0.62
1:K:597:TRP:HH2	1:K:603:ILE:CG1	2.10	0.62
1:M:1094:SER:HB3	1:M:1135:PHE:CD1	2.35	0.62
1:M:137:GLN:HG2	1:M:173:LEU:HD13	1.80	0.62
1:M:339:GLU:O	1:M:342:LEU:HB3	2.00	0.62
1:M:801:VAL:HA	1:M:817:ALA:HB2	1.81	0.62
3:R:28:HIS:CD2	4:U:14:LEU:CD1	2.78	0.62
1:A:1094:SER:HB3	1:A:1135:PHE:CD1	2.35	0.62
1:C:698:HIS:CD2	1:C:702:VAL:HG22	2.35	0.62
1:E:1178:GLY:O	1:E:1179:TRP:HB2	2.00	0.62
1:E:1220:LEU:HD23	1:E:1234:THR:CG2	2.28	0.62

*Continued on next page...*

*Continued from previous page...*

Atom-1	Atom-2	Interatomic distance (Å)	Clash overlap (Å)
1:E:127:VAL:N	5:E:1301:DTP:HN61	1.93	0.62
1:E:558:GLN:CB	1:E:559:PRO:CD	2.75	0.62
1:G:1199:ILE:HD11	1:G:1232:TYR:OH	1.99	0.62
1:G:155:MET:CE	1:G:441:GLN:HE21	2.12	0.62
1:I:928:VAL:CG1	1:I:937:VAL:HA	2.28	0.62
1:K:155:MET:CE	1:K:441:GLN:HE21	2.12	0.62
1:M:684:TRP:HA	1:M:691:LEU:HA	1.81	0.62
4:U:36:ARG:HG3	4:U:37:PRO:HD2	1.81	0.62
1:C:1130:VAL:HG11	1:C:1144:THR:HB	1.82	0.62
1:C:683:ILE:HB	1:C:693:HIS:HB2	1.81	0.62
1:E:683:ILE:HB	1:E:693:HIS:HB2	1.80	0.62
1:E:862:TYR:HA	1:E:885:VAL:HG13	1.81	0.62
1:G:453:LEU:HD11	1:G:454:GLN:NE2	2.00	0.62
1:I:1178:GLY:O	1:I:1179:TRP:HB2	1.99	0.62
1:I:611:VAL:HG12	1:I:613:PRO:HD3	1.82	0.62
1:I:684:TRP:HA	1:I:691:LEU:HA	1.81	0.62
1:I:879:ARG:HB3	1:I:921:MET:HE2	1.81	0.62
1:K:1199:ILE:HD11	1:K:1232:TYR:OH	1.99	0.62
1:M:597:TRP:CZ3	1:M:600:LYS:HB3	2.35	0.62
1:A:1225:VAL:HG11	1:A:1229:PHE:CD1	2.35	0.61
1:A:364:LEU:CD1	1:A:368:MET:HE2	2.29	0.61
1:C:1225:VAL:HG11	1:C:1229:PHE:CD1	2.35	0.61
1:C:334:PHE:HB2	1:C:337:ARG:CD	2.29	0.61
1:E:1199:ILE:HD11	1:E:1232:TYR:OH	1.99	0.61
1:E:453:LEU:HD11	1:E:454:GLN:NE2	2.00	0.61
1:G:529:TYR:HA	1:G:532:ILE:CG2	2.30	0.61
1:G:597:TRP:HE1	1:G:1243:ILE:H	1.47	0.61
1:G:862:TYR:HA	1:G:885:VAL:HG13	1.81	0.61
1:I:1132:CYS:O	1:I:1145:GLY:N	2.32	0.61
1:I:1199:ILE:HD11	1:I:1232:TYR:OH	2.00	0.61
1:I:322:LEU:C	1:I:322:LEU:HD22	2.20	0.61
1:K:1182:ASP:HB3	1:K:1223:ILE:CG2	2.30	0.61
1:K:678:ASP:OD2	1:K:680:LYS:CE	2.46	0.61
1:M:1185:PHE:O	1:M:1229:PHE:HZ	1.78	0.61
1:M:565:GLN:HE22	1:M:568:LEU:HD11	1.65	0.61
1:M:597:TRP:HE1	1:M:1243:ILE:H	1.47	0.61
1:A:1200:LYS:C	1:A:1202:TRP:CZ3	2.73	0.61
1:A:334:PHE:HB2	1:A:337:ARG:CD	2.28	0.61
1:A:496:MET:HA	1:A:496:MET:CE	2.30	0.61
1:A:528:GLU:HG3	1:A:529:TYR:N	2.15	0.61
1:A:543:ASN:CB	1:A:574:SER:HB2	2.29	0.61

*Continued on next page...*

*Continued from previous page...*

Atom-1	Atom-2	Interatomic distance (Å)	Clash overlap (Å)
1:A:597:TRP:CZ3	1:A:600:LYS:HB3	2.35	0.61
1:A:431:LYS:HZ2	1:C:336:ASN:HB3	1.64	0.61
1:E:1089:LEU:HB2	1:E:1105:ALA:HA	1.83	0.61
1:E:137:GLN:HG2	1:E:173:LEU:HD13	1.80	0.61
1:E:146:GLU:HB3	1:E:147:PRO:HD2	1.80	0.61
1:G:1225:VAL:HG11	1:G:1229:PHE:CD1	2.35	0.61
1:G:136:ILE:O	1:G:140:LEU:N	2.33	0.61
1:I:1200:LYS:C	1:I:1202:TRP:CZ3	2.73	0.61
1:K:1008:HIS:HE1	1:K:1010:GLN:HB2	1.65	0.61
1:K:1132:CYS:O	1:K:1145:GLY:N	2.32	0.61
4:V:35:PHE:HB2	4:V:40:ILE:HD11	1.83	0.61
1:A:566:LEU:O	1:A:566:LEU:HG	1.99	0.61
1:C:1200:LYS:C	1:C:1202:TRP:CZ3	2.73	0.61
1:C:339:GLU:O	1:C:342:LEU:HB3	2.00	0.61
1:E:1182:ASP:HB3	1:E:1223:ILE:CG2	2.30	0.61
1:E:1225:VAL:HG11	1:E:1229:PHE:CD1	2.35	0.61
1:E:698:HIS:CD2	1:E:702:VAL:HG22	2.35	0.61
1:G:374:MET:HE2	1:G:374:MET:HA	1.82	0.61
1:G:496:MET:CE	1:G:496:MET:HA	2.31	0.61
1:G:565:GLN:HE22	1:G:568:LEU:HD11	1.64	0.61
1:I:1130:VAL:HG11	1:I:1144:THR:HB	1.82	0.61
1:I:339:GLU:O	1:I:342:LEU:HB3	2.00	0.61
1:I:698:HIS:CD2	1:I:702:VAL:HG22	2.35	0.61
1:K:252:LYS:CE	1:K:252:LYS:HA	2.30	0.61
1:K:529:TYR:HA	1:K:532:ILE:CG2	2.30	0.61
1:M:767:LEU:HD21	1:M:815:VAL:HG11	1.82	0.61
3:R:31:SER:CA	4:U:10:ARG:O	2.42	0.61
1:A:496:MET:HE3	1:A:496:MET:HA	1.81	0.61
1:A:801:VAL:HA	1:A:817:ALA:HB2	1.81	0.61
1:C:1199:ILE:HD11	1:C:1232:TYR:OH	1.99	0.61
1:C:252:LYS:CE	1:C:252:LYS:HA	2.31	0.61
1:C:529:TYR:HA	1:C:532:ILE:CG2	2.30	0.61
1:C:678:ASP:OD2	1:C:680:LYS:CE	2.46	0.61
1:C:801:VAL:HA	1:C:817:ALA:HB2	1.81	0.61
1:E:496:MET:CE	1:E:496:MET:HA	2.30	0.61
1:E:767:LEU:HD21	1:E:815:VAL:HG11	1.82	0.61
1:G:1089:LEU:HB2	1:G:1105:ALA:HA	1.82	0.61
1:G:1185:PHE:CD1	1:G:1192:LEU:CG	2.63	0.61
1:G:143:LEU:O	1:G:143:LEU:HD23	2.01	0.61
1:G:456:LEU:O	1:G:459:LYS:CB	2.49	0.61
1:I:1225:VAL:HG11	1:I:1229:PHE:CD1	2.35	0.61

*Continued on next page...*

*Continued from previous page...*

Atom-1	Atom-2	Interatomic distance (Å)	Clash overlap (Å)
1:I:143:LEU:HD23	1:I:143:LEU:O	2.01	0.61
1:A:1182:ASP:HB3	1:A:1223:ILE:CG2	2.30	0.61
1:A:363:ALA:O	1:A:366:GLU:HB3	2.00	0.61
1:C:1200:LYS:O	1:C:1202:TRP:HZ3	1.81	0.61
1:C:1225:VAL:HG11	1:C:1229:PHE:CZ	2.34	0.61
1:C:496:MET:HA	1:C:496:MET:CE	2.31	0.61
1:C:564:VAL:CG1	1:C:583:GLN:CG	2.79	0.61
1:C:566:LEU:O	1:C:566:LEU:HG	2.00	0.61
1:C:597:TRP:CZ3	1:C:600:LYS:HB3	2.35	0.61
1:C:684:TRP:HA	1:C:691:LEU:HA	1.81	0.61
1:E:566:LEU:HG	1:E:566:LEU:O	2.00	0.61
1:I:597:TRP:CZ3	1:I:600:LYS:HB3	2.35	0.61
1:I:801:VAL:HA	1:I:817:ALA:HB2	1.81	0.61
1:K:611:VAL:HG12	1:K:613:PRO:HD3	1.83	0.61
1:K:684:TRP:HA	1:K:691:LEU:HA	1.81	0.61
1:M:999:ARG:CD	1:M:1030:TRP:CD1	2.76	0.61
1:M:1200:LYS:C	1:M:1202:TRP:CZ3	2.73	0.61
1:M:1233:VAL:CG1	1:M:1243:ILE:HA	2.31	0.61
4:S:45:ARG:HE	4:S:45:ARG:HA	1.65	0.61
1:A:138:GLN:CB	3:W:6:ARG:CD	2.78	0.61
1:A:155:MET:CE	1:A:441:GLN:HE21	2.12	0.61
1:A:252:LYS:HA	1:A:252:LYS:CE	2.30	0.61
1:E:1201:TRP:CE3	1:E:1210:SER:CB	2.80	0.61
1:E:565:GLN:HE22	1:E:568:LEU:HD11	1.64	0.61
1:G:1167:PRO:HA	1:G:1202:TRP:NE1	1.94	0.61
1:G:1178:GLY:O	1:G:1179:TRP:HB2	2.00	0.61
1:G:127:VAL:N	5:G:1301:DTP:HN61	1.93	0.61
1:G:363:ALA:O	1:G:366:GLU:HB3	2.00	0.61
1:G:611:VAL:HG12	1:G:613:PRO:HD3	1.83	0.61
1:I:137:GLN:HG2	1:I:173:LEU:HD13	1.81	0.61
1:I:308:GLU:OE2	1:I:308:GLU:HA	2.00	0.61
1:I:529:TYR:HA	1:I:532:ILE:CG2	2.30	0.61
1:K:1089:LEU:HB2	1:K:1105:ALA:HA	1.83	0.61
1:K:565:GLN:HE22	1:K:568:LEU:HD11	1.65	0.61
1:M:1182:ASP:HB3	1:M:1223:ILE:CG2	2.30	0.61
1:M:924:GLN:CB	1:M:1238:LEU:HG	2.28	0.61
1:M:698:HIS:CD2	1:M:702:VAL:HG22	2.35	0.61
1:A:1233:VAL:CG1	1:A:1243:ILE:HA	2.31	0.61
1:A:143:LEU:O	1:A:143:LEU:HD23	2.01	0.61
1:A:559:PRO:O	1:A:561:PRO:HD3	2.00	0.61
1:C:999:ARG:CD	1:C:1030:TRP:NE1	2.59	0.61

*Continued on next page...*

*Continued from previous page...*

Atom-1	Atom-2	Interatomic distance (Å)	Clash overlap (Å)
1:C:1235:VAL:CG2	1:C:1235:VAL:O	2.49	0.61
1:E:322:LEU:HD22	1:E:322:LEU:C	2.20	0.61
1:E:883:SER:CB	1:E:902:ASP:CB	2.79	0.61
1:G:1132:CYS:O	1:G:1145:GLY:N	2.32	0.61
1:G:1208:GLU:HG3	1:G:1211:GLN:HG2	1.83	0.61
1:G:1182:ASP:HB3	1:G:1223:ILE:CG2	2.30	0.61
1:G:1233:VAL:CG1	1:G:1243:ILE:HA	2.31	0.61
1:I:1089:LEU:HB2	1:I:1105:ALA:HA	1.83	0.61
1:I:1182:ASP:HB3	1:I:1223:ILE:CG2	2.30	0.61
1:K:1185:PHE:O	1:K:1229:PHE:HZ	1.78	0.61
1:M:528:GLU:HG3	1:M:529:TYR:N	2.15	0.61
1:M:611:VAL:HG12	1:M:613:PRO:HD3	1.82	0.61
1:M:862:TYR:HE2	1:M:881:HIS:N	1.82	0.61
3:Q:21:LYS:HD2	4:U:39:MET:CE	2.30	0.61
3:Q:24:TYR:CD2	3:Q:78:GLU:CD	2.74	0.61
1:C:155:MET:CE	1:C:441:GLN:HE21	2.12	0.61
1:C:334:PHE:HB2	1:C:337:ARG:CG	2.31	0.61
1:C:597:TRP:HE1	1:C:1243:ILE:H	1.47	0.61
1:C:862:TYR:HA	1:C:885:VAL:HG13	1.81	0.61
1:E:1094:SER:HB3	1:E:1135:PHE:CD1	2.35	0.61
1:E:559:PRO:O	1:E:561:PRO:HD3	2.00	0.61
1:E:876:ALA:CB	1:E:914:VAL:O	2.45	0.61
1:G:1008:HIS:HE1	1:G:1010:GLN:HB2	1.64	0.61
1:G:252:LYS:HA	1:G:252:LYS:HE3	1.81	0.61
1:I:666:SER:OG	1:I:670:ARG:N	2.34	0.61
1:K:1235:VAL:O	1:K:1235:VAL:CG2	2.49	0.61
1:K:496:MET:CE	1:K:496:MET:HA	2.31	0.61
1:K:564:VAL:CG1	1:K:583:GLN:CG	2.79	0.61
1:K:666:SER:OG	1:K:670:ARG:N	2.34	0.61
1:M:1225:VAL:HG11	1:M:1229:PHE:CD1	2.35	0.61
1:M:237:ARG:CG	1:M:237:ARG:HH11	2.14	0.61
1:M:496:MET:CE	1:M:496:MET:HA	2.30	0.61
4:S:35:PHE:HB2	4:S:40:ILE:HD11	1.83	0.61
1:A:564:VAL:CG1	1:A:583:GLN:CG	2.79	0.61
1:A:698:HIS:CD2	1:A:702:VAL:HG22	2.35	0.61
1:A:883:SER:CB	1:A:902:ASP:CB	2.79	0.61
1:A:999:ARG:CD	1:A:1030:TRP:NE1	2.59	0.61
1:C:174:LEU:HD23	1:C:175:GLU:CA	2.31	0.61
1:C:876:ALA:CB	1:C:914:VAL:O	2.45	0.61
1:E:1208:GLU:HG3	1:E:1211:GLN:HG2	1.83	0.61
1:E:928:VAL:CG1	1:E:937:VAL:HA	2.28	0.61

*Continued on next page...*

*Continued from previous page...*

Atom-1	Atom-2	Interatomic distance (Å)	Clash overlap (Å)
1:G:334:PHE:HB2	1:G:337:ARG:CG	2.31	0.61
1:G:528:GLU:HG3	1:G:529:TYR:N	2.15	0.61
1:K:1185:PHE:HE1	1:K:1192:LEU:HD12	1.53	0.61
1:K:1233:VAL:CG1	1:K:1243:ILE:HA	2.31	0.61
1:M:143:LEU:O	1:M:143:LEU:HD23	2.01	0.61
1:M:212:PHE:HE2	1:M:230:LEU:CD2	2.14	0.61
1:M:252:LYS:HA	1:M:252:LYS:CE	2.30	0.61
1:M:529:TYR:HA	1:M:532:ILE:CG2	2.30	0.61
1:M:657:GLU:CB	1:M:680:LYS:HD2	2.31	0.61
3:R:32:ASP:O	4:U:11:ARG:NE	2.33	0.61
4:T:35:PHE:HB2	4:T:40:ILE:HD11	1.83	0.61
4:U:35:PHE:HB2	4:U:40:ILE:HD11	1.83	0.61
3:R:80:TYR:HD1	4:V:64:THR:O	1.83	0.61
4:V:28:VAL:HG11	4:V:79:ASP:OD1	2.01	0.61
1:A:1178:GLY:O	1:A:1179:TRP:HB2	1.99	0.61
1:A:334:PHE:HB2	1:A:337:ARG:CG	2.31	0.61
1:A:635:ALA:O	1:A:637:LYS:HG3	2.01	0.61
1:C:143:LEU:HD23	1:C:143:LEU:O	2.01	0.61
1:C:149:TRP:CZ3	1:C:251:LEU:HD22	2.36	0.61
1:C:308:GLU:HA	1:C:308:GLU:OE2	2.00	0.61
1:C:883:SER:CB	1:C:902:ASP:CB	2.79	0.61
1:E:1008:HIS:HE1	1:E:1010:GLN:HB2	1.64	0.61
1:E:143:LEU:HD23	1:E:143:LEU:O	2.01	0.61
1:E:456:LEU:O	1:E:459:LYS:CB	2.49	0.61
1:E:635:ALA:O	1:E:637:LYS:HG3	2.01	0.61
1:E:821:ILE:HB	1:E:835:ILE:HB	1.83	0.61
1:G:597:TRP:CZ3	1:G:600:LYS:HB3	2.35	0.61
1:I:1233:VAL:CG1	1:I:1243:ILE:HA	2.31	0.61
1:I:149:TRP:CZ3	1:I:251:LEU:HD22	2.36	0.61
1:I:252:LYS:HA	1:I:252:LYS:CE	2.31	0.61
1:I:883:SER:CB	1:I:902:ASP:CB	2.79	0.61
1:K:1200:LYS:HG3	1:K:1211:GLN:C	2.22	0.61
1:K:212:PHE:HE2	1:K:230:LEU:CD2	2.14	0.61
1:M:149:TRP:CZ3	1:M:251:LEU:HD22	2.36	0.61
3:X:44:ARG:HH12	4:Y:56:ARG:HD3	1.65	0.61
1:A:339:GLU:O	1:A:342:LEU:HB3	2.00	0.60
1:A:565:GLN:HE22	1:A:568:LEU:HD11	1.64	0.60
1:A:666:SER:OG	1:A:670:ARG:N	2.34	0.60
1:C:1089:LEU:HB2	1:C:1105:ALA:HA	1.83	0.60
1:C:363:ALA:O	1:C:366:GLU:HB3	2.00	0.60
1:C:456:LEU:O	1:C:459:LYS:CB	2.49	0.60

*Continued on next page...*

*Continued from previous page...*

Atom-1	Atom-2	Interatomic distance (Å)	Clash overlap (Å)
1:E:174:LEU:HD23	1:E:175:GLU:CA	2.31	0.60
1:E:285:SER:OG	1:E:286:LEU:N	2.34	0.60
1:E:564:VAL:CG1	1:E:583:GLN:CG	2.79	0.60
1:G:332:ARG:HH11	1:G:332:ARG:CG	2.14	0.60
1:G:698:HIS:CD2	1:G:702:VAL:HG22	2.35	0.60
1:K:1225:VAL:HG11	1:K:1229:PHE:CD1	2.35	0.60
1:K:924:GLN:CB	1:K:1238:LEU:HG	2.28	0.60
1:K:174:LEU:HD23	1:K:175:GLU:CA	2.31	0.60
1:M:1167:PRO:HA	1:M:1202:TRP:NE1	1.93	0.60
1:M:559:PRO:O	1:M:561:PRO:HD3	2.00	0.60
1:M:666:SER:OG	1:M:670:ARG:N	2.34	0.60
1:M:902:ASP:HB3	2:N:72:LYS:HZ2	1.66	0.60
4:S:28:VAL:HG11	4:S:79:ASP:OD1	2.01	0.60
1:A:1067:VAL:HB	1:A:1081:PHE:HB2	1.84	0.60
1:A:107:THR:HB	1:A:110:VAL:HG23	1.84	0.60
1:A:862:TYR:HA	1:A:885:VAL:HG13	1.81	0.60
1:C:322:LEU:C	1:C:322:LEU:HD22	2.20	0.60
1:C:528:GLU:HG3	1:C:529:TYR:N	2.15	0.60
1:E:308:GLU:HA	1:E:308:GLU:OE2	2.00	0.60
1:E:678:ASP:OD2	1:E:680:LYS:CE	2.46	0.60
1:G:149:TRP:CZ3	1:G:251:LEU:HD22	2.36	0.60
1:G:308:GLU:HA	1:G:308:GLU:OE2	2.01	0.60
1:G:507:LEU:HD21	1:G:544:PHE:CZ	2.36	0.60
1:G:639:LEU:N	1:G:653:ILE:CG2	2.60	0.60
1:I:528:GLU:HG3	1:I:529:TYR:N	2.15	0.60
1:I:565:GLN:HE22	1:I:568:LEU:HD11	1.65	0.60
1:I:862:TYR:CE2	1:I:881:HIS:CB	2.75	0.60
1:K:143:LEU:O	1:K:143:LEU:HD23	2.01	0.60
1:M:107:THR:HB	1:M:110:VAL:HG23	1.84	0.60
1:M:136:ILE:O	1:M:140:LEU:N	2.33	0.60
1:M:174:LEU:HD23	1:M:175:GLU:CA	2.31	0.60
1:M:564:VAL:CG1	1:M:583:GLN:CG	2.79	0.60
1:A:684:TRP:HA	1:A:691:LEU:HA	1.81	0.60
1:A:767:LEU:HD21	1:A:815:VAL:HG11	1.82	0.60
1:A:884:TRP:O	1:A:885:VAL:O	2.20	0.60
1:C:1067:VAL:HB	1:C:1081:PHE:HB2	1.83	0.60
1:C:332:ARG:HH11	1:C:332:ARG:CG	2.14	0.60
1:C:657:GLU:CB	1:C:680:LYS:HD2	2.31	0.60
1:C:939:ALA:HB3	1:C:947:GLN:O	2.02	0.60
1:E:1212:THR:CG2	1:E:1213:PHE:H	2.12	0.60
1:E:149:TRP:CZ3	1:E:251:LEU:HD22	2.36	0.60

*Continued on next page...*



*Continued from previous page...*

Atom-1	Atom-2	Interatomic distance (Å)	Clash overlap (Å)
1:E:529:TYR:HA	1:E:532:ILE:CG2	2.30	0.60
1:G:1247:LEU:CD1	1:G:1248:GLU:H	2.14	0.60
1:G:322:LEU:C	1:G:322:LEU:HD22	2.20	0.60
1:G:821:ILE:HB	1:G:835:ILE:HB	1.84	0.60
1:G:884:TRP:O	1:G:885:VAL:O	2.20	0.60
1:I:1208:GLU:HG3	1:I:1211:GLN:HG2	1.83	0.60
1:I:924:GLN:CB	1:I:1238:LEU:HG	2.28	0.60
1:I:127:VAL:N	5:I:1301:DTP:HN61	1.93	0.60
1:I:597:TRP:HE1	1:I:1243:ILE:H	1.47	0.60
1:I:678:ASP:OD2	1:I:680:LYS:CE	2.46	0.60
1:K:453:LEU:HD11	1:K:454:GLN:NE2	2.00	0.60
1:K:635:ALA:O	1:K:637:LYS:HG3	2.02	0.60
1:M:1178:GLY:O	1:M:1179:TRP:HB2	2.00	0.60
1:M:1200:LYS:O	1:M:1202:TRP:HZ3	1.81	0.60
1:M:179:PRO:HD3	1:M:237:ARG:NH1	2.14	0.60
1:M:678:ASP:OD2	1:M:680:LYS:CE	2.46	0.60
1:A:529:TYR:HA	1:A:532:ILE:CG2	2.30	0.60
1:A:864:VAL:CG2	1:A:885:VAL:HG11	2.32	0.60
1:C:635:ALA:O	1:C:637:LYS:HG3	2.02	0.60
1:C:767:LEU:HD21	1:C:815:VAL:HG11	1.81	0.60
1:C:879:ARG:HB3	1:C:921:MET:SD	2.42	0.60
1:E:496:MET:HA	1:E:496:MET:HE3	1.83	0.60
1:E:528:GLU:HG3	1:E:529:TYR:N	2.16	0.60
1:G:1200:LYS:C	1:G:1202:TRP:CZ3	2.73	0.60
1:G:179:PRO:HD3	1:G:237:ARG:NH1	2.14	0.60
1:G:252:LYS:HA	1:G:252:LYS:CE	2.31	0.60
1:G:285:SER:OG	1:G:286:LEU:N	2.34	0.60
1:I:507:LEU:HD21	1:I:544:PHE:CZ	2.37	0.60
1:I:564:VAL:CG1	1:I:583:GLN:CG	2.79	0.60
1:I:821:ILE:HB	1:I:835:ILE:HB	1.83	0.60
1:I:884:TRP:O	1:I:885:VAL:O	2.19	0.60
1:K:1130:VAL:HG11	1:K:1144:THR:HB	1.82	0.60
1:K:1178:GLY:O	1:K:1179:TRP:HB2	2.01	0.60
1:K:1185:PHE:CD1	1:K:1192:LEU:CG	2.63	0.60
1:K:1185:PHE:CZ	1:K:1192:LEU:HD11	2.35	0.60
1:K:1201:TRP:CE3	1:K:1210:SER:CB	2.80	0.60
1:K:559:PRO:O	1:K:561:PRO:HD3	2.00	0.60
1:K:883:SER:CB	1:K:902:ASP:CB	2.79	0.60
1:K:862:TYR:N	1:K:884:TRP:HD1	1.95	0.60
4:U:28:VAL:HG11	4:U:79:ASP:OD1	2.01	0.60
1:A:1175:THR:O	1:A:1177:GLY:N	2.27	0.60

*Continued on next page...*

*Continued from previous page...*

Atom-1	Atom-2	Interatomic distance (Å)	Clash overlap (Å)
1:C:122:ARG:CZ	1:C:126:PHE:CE2	2.85	0.60
1:E:212:PHE:HE2	1:E:230:LEU:CD2	2.14	0.60
1:E:363:ALA:O	1:E:366:GLU:HB3	2.00	0.60
1:I:1235:VAL:CG2	1:I:1235:VAL:O	2.49	0.60
1:I:285:SER:OG	1:I:286:LEU:N	2.34	0.60
1:K:122:ARG:CZ	1:K:126:PHE:CE2	2.85	0.60
1:K:149:TRP:CZ3	1:K:251:LEU:HD22	2.36	0.60
1:K:657:GLU:CB	1:K:680:LYS:HD2	2.31	0.60
1:K:939:ALA:HB3	1:K:947:GLN:O	2.02	0.60
1:M:939:ALA:HB3	1:M:947:GLN:O	2.02	0.60
1:A:265:ARG:NH1	5:A:1301:DTP:O1G	2.35	0.60
1:C:1176:HIS:CB	1:C:1218:THR:CG2	2.65	0.60
1:C:611:VAL:HG12	1:C:613:PRO:HD3	1.83	0.60
1:C:884:TRP:O	1:C:885:VAL:O	2.19	0.60
1:E:122:ARG:CZ	1:E:126:PHE:CE2	2.85	0.60
1:G:1235:VAL:O	1:G:1235:VAL:CG2	2.49	0.60
1:G:339:GLU:O	1:G:342:LEU:HB3	2.00	0.60
1:G:635:ALA:O	1:G:637:LYS:HG3	2.02	0.60
1:G:678:ASP:OD2	1:G:680:LYS:CE	2.46	0.60
1:G:861:GLN:CA	1:G:884:TRP:HD1	2.15	0.60
1:I:1200:LYS:HG3	1:I:1211:GLN:C	2.22	0.60
1:I:122:ARG:CZ	1:I:126:PHE:CE2	2.85	0.60
1:I:332:ARG:HH11	1:I:332:ARG:CG	2.14	0.60
1:I:334:PHE:HB2	1:I:337:ARG:CG	2.31	0.60
1:I:716:LEU:HB2	1:I:730:LEU:HD21	1.84	0.60
1:K:1143:ALA:CB	1:K:1183:LEU:CD2	2.80	0.60
1:K:212:PHE:HE2	1:K:230:LEU:HD23	1.67	0.60
1:K:507:LEU:HD21	1:K:544:PHE:CZ	2.37	0.60
1:K:597:TRP:CZ3	1:K:600:LYS:HB3	2.35	0.60
1:K:902:ASP:HB3	2:L:72:LYS:HZ2	1.66	0.60
1:M:1067:VAL:HB	1:M:1081:PHE:HB2	1.84	0.60
1:M:1089:LEU:HB2	1:M:1105:ALA:HA	1.82	0.60
1:M:322:LEU:HD22	1:M:322:LEU:C	2.20	0.60
1:M:334:PHE:HB2	1:M:337:ARG:CG	2.31	0.60
1:M:884:TRP:O	1:M:885:VAL:O	2.19	0.60
1:M:883:SER:CB	1:M:902:ASP:CB	2.79	0.60
1:A:1143:ALA:CB	1:A:1183:LEU:CD2	2.80	0.60
1:A:1235:VAL:CG2	1:A:1235:VAL:O	2.49	0.60
1:C:1132:CYS:O	1:C:1145:GLY:N	2.32	0.60
1:E:1132:CYS:O	1:E:1145:GLY:N	2.32	0.60
1:E:265:ARG:NH1	5:E:1301:DTP:O1G	2.35	0.60

*Continued on next page...*

*Continued from previous page...*

Atom-1	Atom-2	Interatomic distance (Å)	Clash overlap (Å)
1:E:252:LYS:HA	1:E:252:LYS:CE	2.31	0.60
1:E:334:PHE:HB2	1:E:337:ARG:CG	2.31	0.60
1:G:1143:ALA:CB	1:G:1183:LEU:CD2	2.80	0.60
1:G:212:PHE:HE2	1:G:230:LEU:CD2	2.14	0.60
1:G:564:VAL:CG1	1:G:583:GLN:CG	2.79	0.60
1:I:496:MET:HA	1:I:496:MET:CE	2.31	0.60
1:K:136:ILE:O	1:K:140:LEU:N	2.33	0.60
1:K:566:LEU:HG	1:K:566:LEU:O	2.00	0.60
1:M:1201:TRP:CE3	1:M:1210:SER:CB	2.80	0.60
1:M:308:GLU:HA	1:M:308:GLU:OE2	2.01	0.60
1:M:864:VAL:CG2	1:M:885:VAL:HG11	2.32	0.60
1:A:212:PHE:HE2	1:A:230:LEU:CD2	2.14	0.60
1:A:308:GLU:HA	1:A:308:GLU:OE2	2.00	0.60
1:A:507:LEU:HD21	1:A:544:PHE:CZ	2.36	0.60
1:C:1233:VAL:HG11	1:C:1243:ILE:CG1	2.28	0.60
1:C:861:GLN:CA	1:C:884:TRP:HD1	2.15	0.60
1:G:999:ARG:HG2	1:G:1030:TRP:CD2	2.37	0.60
1:G:1176:HIS:CB	1:G:1218:THR:CB	2.79	0.60
1:G:1200:LYS:HG3	1:G:1211:GLN:C	2.22	0.60
1:I:657:GLU:CB	1:I:680:LYS:HD2	2.31	0.60
1:K:265:ARG:NH1	5:K:1301:DTP:O1G	2.35	0.60
1:K:864:VAL:CG2	1:K:885:VAL:HG11	2.32	0.60
1:K:879:ARG:HB3	1:K:921:MET:SD	2.42	0.60
1:M:716:LEU:HB2	1:M:730:LEU:HD21	1.84	0.60
3:P:48:THR:HG22	3:Q:41:GLU:OE1	2.02	0.60
3:P:19:ASP:HB3	4:T:64:THR:HB	1.83	0.60
4:T:28:VAL:HG11	4:T:79:ASP:OD1	2.01	0.60
1:A:1130:VAL:HG11	1:A:1144:THR:HB	1.82	0.60
1:A:174:LEU:HD23	1:A:175:GLU:CA	2.31	0.60
1:C:507:LEU:HD21	1:C:544:PHE:CZ	2.36	0.60
1:E:1067:VAL:HB	1:E:1081:PHE:HB2	1.83	0.60
1:E:861:GLN:CA	1:E:884:TRP:HD1	2.15	0.60
1:G:559:PRO:O	1:G:561:PRO:HD3	2.00	0.60
1:G:883:SER:CB	1:G:902:ASP:CB	2.79	0.60
1:I:1143:ALA:CB	1:I:1183:LEU:CD2	2.80	0.60
1:I:1185:PHE:CZ	1:I:1192:LEU:HD11	2.35	0.60
1:I:559:PRO:O	1:I:561:PRO:HD3	2.00	0.60
1:I:658:ASP:HB2	1:I:678:ASP:HB2	1.84	0.60
1:K:999:ARG:HG2	1:K:1030:TRP:CD2	2.37	0.60
1:K:456:LEU:O	1:K:459:LYS:CB	2.49	0.60
1:K:658:ASP:HB2	1:K:678:ASP:HB2	1.84	0.60

*Continued on next page...*

*Continued from previous page...*

Atom-1	Atom-2	Interatomic distance (Å)	Clash overlap (Å)
1:K:862:TYR:HE2	1:K:881:HIS:N	1.82	0.60
1:M:849:SER:HB3	1:M:854:LEU:HB2	1.84	0.60
1:M:879:ARG:HB3	1:M:921:MET:SD	2.42	0.60
1:A:109:TYR:HE1	3:P:4:LYS:CA	2.14	0.60
1:A:322:LEU:C	1:A:322:LEU:HD22	2.20	0.60
1:A:716:LEU:HB2	1:A:730:LEU:HD21	1.84	0.60
1:C:1233:VAL:CG1	1:C:1243:ILE:HA	2.31	0.60
1:C:666:SER:OG	1:C:670:ARG:N	2.34	0.60
1:C:864:VAL:CG2	1:C:885:VAL:HG11	2.32	0.60
1:E:1233:VAL:CG1	1:E:1243:ILE:HA	2.31	0.60
1:E:146:GLU:CG	1:G:111:ARG:HH11	2.15	0.60
1:E:332:ARG:HH11	1:E:332:ARG:CG	2.15	0.60
1:E:657:GLU:CB	1:E:680:LYS:HD2	2.31	0.60
1:G:146:GLU:CG	1:I:111:ARG:HH11	2.15	0.60
1:K:212:PHE:CE2	1:K:230:LEU:CD2	2.85	0.60
1:K:821:ILE:HB	1:K:835:ILE:HB	1.83	0.60
1:M:1177:GLY:HA2	1:M:1197:GLY:HA2	1.81	0.60
1:M:122:ARG:CZ	1:M:126:PHE:CE2	2.85	0.60
1:M:212:PHE:CE2	1:M:230:LEU:CD2	2.85	0.60
1:M:456:LEU:O	1:M:459:LYS:CB	2.49	0.60
1:M:507:LEU:HD21	1:M:544:PHE:CZ	2.36	0.60
1:A:1089:LEU:HB2	1:A:1105:ALA:HA	1.83	0.59
1:A:657:GLU:CB	1:A:680:LYS:HD2	2.31	0.59
1:A:861:GLN:CA	1:A:884:TRP:HD1	2.15	0.59
1:C:107:THR:HB	1:C:110:VAL:HG23	1.84	0.59
1:E:611:VAL:HG12	1:E:613:PRO:HD3	1.83	0.59
1:E:939:ALA:HB3	1:E:947:GLN:O	2.02	0.59
1:G:265:ARG:NH1	5:G:1301:DTP:O1G	2.35	0.59
1:G:716:LEU:HB2	1:G:730:LEU:HD21	1.84	0.59
1:I:767:LEU:HD21	1:I:815:VAL:HG11	1.82	0.59
1:I:861:GLN:CA	1:I:884:TRP:HD1	2.15	0.59
1:I:939:ALA:HB3	1:I:947:GLN:O	2.02	0.59
1:K:107:THR:HB	1:K:110:VAL:HG23	1.84	0.59
1:K:308:GLU:HA	1:K:308:GLU:OE2	2.01	0.59
1:M:212:PHE:HE2	1:M:230:LEU:HD23	1.67	0.59
3:X:43:VAL:O	3:X:52:ARG:HG3	2.01	0.59
1:A:136:ILE:O	1:A:140:LEU:N	2.33	0.59
1:A:456:LEU:O	1:A:459:LYS:CB	2.49	0.59
1:A:611:VAL:HG12	1:A:613:PRO:HD3	1.83	0.59
1:C:1176:HIS:CB	1:C:1218:THR:CB	2.79	0.59
1:C:658:ASP:HB2	1:C:678:ASP:HB2	1.84	0.59

*Continued on next page...*

*Continued from previous page...*

Atom-1	Atom-2	Interatomic distance (Å)	Clash overlap (Å)
1:E:1176:HIS:CB	1:E:1218:THR:CB	2.77	0.59
1:E:507:LEU:HD21	1:E:544:PHE:CZ	2.36	0.59
1:E:879:ARG:HB3	1:E:921:MET:SD	2.42	0.59
1:I:635:ALA:O	1:I:637:LYS:HG3	2.02	0.59
1:I:849:SER:HB3	1:I:854:LEU:HB2	1.84	0.59
1:M:1130:VAL:HG11	1:M:1144:THR:HB	1.82	0.59
1:M:285:SER:OG	1:M:286:LEU:N	2.34	0.59
1:G:208:GLN:OE1	3:O:62:LYS:HB3	2.02	0.59
1:A:1200:LYS:O	1:A:1202:TRP:HZ3	1.81	0.59
1:A:266:ASP:HB2	1:A:269:VAL:HG23	1.85	0.59
1:C:212:PHE:CE2	1:C:230:LEU:CD2	2.86	0.59
1:E:1200:LYS:HG3	1:E:1211:GLN:C	2.22	0.59
1:E:1235:VAL:O	1:E:1235:VAL:CG2	2.49	0.59
1:E:1247:LEU:CD1	1:E:1248:GLU:H	2.13	0.59
1:E:212:PHE:CE2	1:E:230:LEU:CD2	2.86	0.59
1:E:553:HIS:CD2	1:E:554:LEU:HB2	2.38	0.59
1:E:884:TRP:O	1:E:885:VAL:O	2.20	0.59
1:G:107:THR:HB	1:G:110:VAL:HG23	1.84	0.59
1:G:558:GLN:CB	1:G:559:PRO:CD	2.75	0.59
1:G:657:GLU:CB	1:G:680:LYS:HD2	2.31	0.59
1:G:928:VAL:CG1	1:G:937:VAL:HA	2.28	0.59
1:I:456:LEU:O	1:I:459:LYS:CB	2.49	0.59
1:I:553:HIS:CD2	1:I:554:LEU:HB2	2.38	0.59
1:K:334:PHE:HB2	1:K:337:ARG:CG	2.31	0.59
1:K:884:TRP:O	1:K:885:VAL:O	2.20	0.59
1:M:566:LEU:O	1:M:566:LEU:HG	2.00	0.59
1:M:861:GLN:CA	1:M:884:TRP:HD1	2.15	0.59
3:Q:19:ASP:CA	4:U:64:THR:CG2	2.65	0.59
1:A:121:GLN:NE2	1:M:147:PRO:HG3	2.18	0.59
1:A:1233:VAL:HG11	1:A:1243:ILE:CG1	2.28	0.59
1:C:1237:ASN:O	1:C:1238:LEU:HB2	2.02	0.59
1:C:146:GLU:HG2	1:E:111:ARG:HH11	1.68	0.59
1:C:285:SER:OG	1:C:286:LEU:N	2.35	0.59
1:C:553:HIS:CD2	1:C:554:LEU:HB2	2.37	0.59
1:C:556:GLY:O	1:C:557:ARG:C	2.41	0.59
1:E:107:THR:HB	1:E:110:VAL:HG23	1.83	0.59
1:E:1143:ALA:CB	1:E:1183:LEU:CD2	2.80	0.59
1:E:666:SER:OG	1:E:670:ARG:N	2.34	0.59
1:G:1212:THR:CG2	1:G:1213:PHE:H	2.12	0.59
1:G:939:ALA:HB3	1:G:947:GLN:O	2.02	0.59
1:I:147:PRO:HG3	1:K:121:GLN:NE2	2.18	0.59

*Continued on next page...*

*Continued from previous page...*

Atom-1	Atom-2	Interatomic distance (Å)	Clash overlap (Å)
1:I:212:PHE:HE2	1:I:230:LEU:HD23	1.67	0.59
1:K:1237:ASN:O	1:K:1238:LEU:HB2	2.02	0.59
1:K:553:HIS:CD2	1:K:554:LEU:HB2	2.38	0.59
1:M:1185:PHE:CZ	1:M:1192:LEU:HD11	2.35	0.59
1:M:635:ALA:O	1:M:637:LYS:HG3	2.02	0.59
3:R:79:GLY:HA3	4:V:65:ARG:CZ	2.32	0.59
1:A:122:ARG:CZ	1:A:126:PHE:CE2	2.85	0.59
1:A:813:ILE:HD12	1:A:826:ILE:HG21	1.85	0.59
1:C:821:ILE:HB	1:C:835:ILE:HB	1.84	0.59
1:E:885:VAL:HG23	1:E:886:HIS:N	2.18	0.59
1:G:212:PHE:CE2	1:G:230:LEU:CD2	2.86	0.59
1:G:553:HIS:CD2	1:G:554:LEU:HB2	2.38	0.59
1:G:666:SER:OG	1:G:670:ARG:N	2.34	0.59
1:I:266:ASP:HB2	1:I:269:VAL:HG23	1.85	0.59
1:G:431:LYS:HZ1	1:I:336:ASN:HB3	1.64	0.59
1:K:332:ARG:CG	1:K:332:ARG:HH11	2.14	0.59
1:K:556:GLY:O	1:K:557:ARG:C	2.41	0.59
1:K:716:LEU:HB2	1:K:730:LEU:HD21	1.84	0.59
1:K:861:GLN:CA	1:K:884:TRP:HD1	2.15	0.59
1:M:1143:ALA:CB	1:M:1183:LEU:CD2	2.80	0.59
1:M:1208:GLU:HG3	1:M:1211:GLN:HG2	1.83	0.59
1:A:111:ARG:HH11	1:M:146:GLU:HG2	1.68	0.59
1:M:266:ASP:HB2	1:M:269:VAL:HG23	1.84	0.59
1:M:813:ILE:HD12	1:M:826:ILE:HG21	1.85	0.59
3:P:19:ASP:CB	4:T:64:THR:HG22	2.32	0.59
1:A:1208:GLU:HG3	1:A:1211:GLN:HG2	1.83	0.59
1:A:149:TRP:CZ3	1:A:251:LEU:HD22	2.36	0.59
1:A:939:ALA:HB3	1:A:947:GLN:O	2.02	0.59
1:C:212:PHE:HE2	1:C:230:LEU:HD23	1.67	0.59
1:C:212:PHE:HE2	1:C:230:LEU:CD2	2.14	0.59
1:E:212:PHE:HE2	1:E:230:LEU:HD23	1.67	0.59
1:G:1185:PHE:HE1	1:G:1192:LEU:HD12	1.53	0.59
1:G:122:ARG:CZ	1:G:126:PHE:CE2	2.85	0.59
1:G:147:PRO:HG3	1:I:121:GLN:NE2	2.18	0.59
1:G:174:LEU:HD23	1:G:175:GLU:CA	2.31	0.59
1:G:879:ARG:HB3	1:G:921:MET:SD	2.42	0.59
1:I:265:ARG:NH1	5:I:1301:DTP:O1G	2.35	0.59
1:I:864:VAL:CG2	1:I:885:VAL:HG11	2.32	0.59
1:K:1208:GLU:HG3	1:K:1211:GLN:HG2	1.83	0.59
1:K:345:LEU:HD11	1:K:353:ILE:HD13	1.85	0.59
1:K:849:SER:HB3	1:K:854:LEU:HB2	1.84	0.59

*Continued on next page...*

*Continued from previous page...*

Atom-1	Atom-2	Interatomic distance (Å)	Clash overlap (Å)
1:K:879:ARG:HB3	1:K:921:MET:HE2	1.78	0.59
1:M:1200:LYS:HG3	1:M:1211:GLN:C	2.22	0.59
1:M:879:ARG:HB3	1:M:921:MET:HE2	1.81	0.59
1:A:1199:ILE:HD11	1:A:1232:TYR:HE2	1.62	0.59
1:A:146:GLU:HG2	1:C:111:ARG:HH11	1.68	0.59
1:A:849:SER:HB3	1:A:854:LEU:HB2	1.84	0.59
1:C:1208:GLU:HG3	1:C:1211:GLN:HG2	1.83	0.59
1:C:885:VAL:HG23	1:C:886:HIS:N	2.18	0.59
1:E:333:ASP:CB	1:E:334:PHE:CE1	2.85	0.59
1:G:400:LEU:HB3	1:G:404:TRP:HZ3	1.68	0.59
1:G:556:GLY:O	1:G:557:ARG:C	2.41	0.59
1:G:658:ASP:HB2	1:G:678:ASP:HB2	1.84	0.59
1:I:212:PHE:CE2	1:I:230:LEU:CD2	2.86	0.59
1:I:345:LEU:HD11	1:I:353:ILE:HD13	1.85	0.59
1:K:266:ASP:HB2	1:K:269:VAL:HG23	1.85	0.59
1:K:400:LEU:HB3	1:K:404:TRP:HZ3	1.68	0.59
1:M:1237:ASN:O	1:M:1238:LEU:HB2	2.02	0.59
1:M:553:HIS:CD2	1:M:554:LEU:HB2	2.38	0.59
1:A:138:GLN:N	3:W:6:ARG:CZ	2.65	0.59
1:A:1028:GLN:HE21	1:A:1030:TRP:HB2	1.68	0.59
1:A:1200:LYS:HG3	1:A:1211:GLN:C	2.22	0.59
1:A:285:SER:OG	1:A:286:LEU:N	2.35	0.59
1:A:317:CYS:SG	1:A:324:VAL:HG23	2.43	0.59
1:A:553:HIS:CD2	1:A:554:LEU:HB2	2.38	0.59
1:A:879:ARG:HB3	1:A:921:MET:HE2	1.81	0.59
1:C:147:PRO:HG3	1:E:121:GLN:NE2	2.18	0.59
1:C:317:CYS:SG	1:C:324:VAL:HG23	2.43	0.59
1:C:565:GLN:HE22	1:C:568:LEU:HD11	1.65	0.59
1:E:1028:GLN:HE21	1:E:1030:TRP:HB2	1.68	0.59
1:E:122:ARG:NE	1:E:126:PHE:CZ	2.71	0.59
1:G:266:ASP:HB2	1:G:269:VAL:HG23	1.85	0.59
1:G:345:LEU:HD11	1:G:353:ILE:HD13	1.85	0.59
1:G:921:MET:HA	1:G:1240:ILE:HG13	1.85	0.59
1:I:212:PHE:HE2	1:I:230:LEU:CD2	2.14	0.59
1:I:879:ARG:HB3	1:I:921:MET:SD	2.42	0.59
1:K:147:PRO:HG3	1:M:121:GLN:NE2	2.18	0.59
1:K:179:PRO:HD3	1:K:237:ARG:NH1	2.14	0.59
1:K:390:GLN:HB3	1:K:393:VAL:HG13	1.85	0.59
1:M:332:ARG:CG	1:M:332:ARG:HH11	2.15	0.59
1:M:345:LEU:HD11	1:M:353:ILE:HD13	1.85	0.59
1:M:658:ASP:HB2	1:M:678:ASP:HB2	1.84	0.59

*Continued on next page...*

*Continued from previous page...*

Atom-1	Atom-2	Interatomic distance (Å)	Clash overlap (Å)
1:A:879:ARG:HB3	1:A:921:MET:SD	2.42	0.59
1:C:1185:PHE:CZ	1:C:1192:LEU:HD11	2.35	0.59
1:A:147:PRO:HG3	1:C:121:GLN:NE2	2.17	0.59
1:C:155:MET:HE3	1:C:441:GLN:HE21	1.61	0.59
1:E:556:GLY:O	1:E:557:ARG:C	2.41	0.59
1:E:864:VAL:CG2	1:E:885:VAL:HG11	2.32	0.59
1:G:1176:HIS:CB	1:G:1218:THR:CG2	2.65	0.59
1:G:317:CYS:SG	1:G:324:VAL:HG23	2.43	0.59
1:I:999:ARG:HG2	1:I:1030:TRP:CD2	2.37	0.59
1:I:1067:VAL:HB	1:I:1081:PHE:HB2	1.84	0.59
1:I:174:LEU:HD23	1:I:175:GLU:CA	2.31	0.59
1:I:229:ILE:HG22	1:I:233:ARG:CD	2.28	0.59
1:I:317:CYS:SG	1:I:324:VAL:HG23	2.43	0.59
1:I:748:HIS:HD2	1:I:804:CYS:HB2	1.68	0.59
1:I:921:MET:HA	1:I:1240:ILE:HG13	1.85	0.59
1:M:1235:VAL:CG2	1:M:1235:VAL:O	2.49	0.59
1:A:212:PHE:CE2	1:A:230:LEU:CD2	2.85	0.59
1:A:984:ALA:CA	1:A:999:ARG:O	2.47	0.59
1:C:1143:ALA:CB	1:C:1183:LEU:CD2	2.80	0.59
1:C:122:ARG:NE	1:C:126:PHE:CZ	2.71	0.59
1:C:265:ARG:NH1	5:C:1301:DTP:O1G	2.35	0.59
1:C:251:LEU:HD12	1:C:269:VAL:HG12	1.85	0.59
1:C:482:TYR:O	1:C:486:PHE:CD1	2.55	0.59
1:C:554:LEU:HD11	1:C:1214:TYR:CZ	2.38	0.59
1:E:921:MET:HA	1:E:1240:ILE:HG13	1.85	0.59
1:G:864:VAL:CG2	1:G:885:VAL:HG11	2.32	0.59
1:K:1177:GLY:HA2	1:K:1197:GLY:HA2	1.81	0.59
1:K:122:ARG:NE	1:K:126:PHE:CZ	2.71	0.59
1:K:285:SER:OG	1:K:286:LEU:N	2.34	0.59
1:A:554:LEU:HD11	1:A:1214:TYR:CZ	2.38	0.58
1:C:1200:LYS:HG3	1:C:1211:GLN:C	2.22	0.58
1:C:716:LEU:HB2	1:C:730:LEU:HD21	1.84	0.58
1:C:921:MET:HA	1:C:1240:ILE:HG13	1.85	0.58
1:E:999:ARG:HG2	1:E:1030:TRP:CD2	2.37	0.58
1:E:317:CYS:SG	1:E:324:VAL:HG23	2.43	0.58
1:E:658:ASP:HB2	1:E:678:ASP:HB2	1.84	0.58
1:E:748:HIS:HD2	1:E:804:CYS:HB2	1.68	0.58
1:G:999:ARG:CD	1:G:1030:TRP:CD1	2.76	0.58
1:G:138:GLN:HE21	1:G:139:LYS:N	2.01	0.58
1:G:212:PHE:HE2	1:G:230:LEU:HD23	1.67	0.58
1:G:390:GLN:HB3	1:G:393:VAL:HG13	1.85	0.58

*Continued on next page...*



*Continued from previous page...*

Atom-1	Atom-2	Interatomic distance (Å)	Clash overlap (Å)
1:G:849:SER:HB3	1:G:854:LEU:HB2	1.84	0.58
1:I:390:GLN:HB3	1:I:393:VAL:HG13	1.85	0.58
1:K:196:LEU:HD12	1:K:196:LEU:O	2.03	0.58
1:M:265:ARG:NH1	5:M:1301:DTP:O1G	2.35	0.58
1:M:138:GLN:HE21	1:M:139:LYS:N	2.01	0.58
1:M:231:MET:SD	1:M:258:CYS:SG	2.97	0.58
1:M:482:TYR:O	1:M:486:PHE:CD1	2.55	0.58
3:R:21:LYS:HD3	3:R:49:GLN:NE2	2.17	0.58
1:A:1185:PHE:HE1	1:A:1192:LEU:HD12	1.53	0.58
1:A:1201:TRP:HB2	1:A:1210:SER:C	2.23	0.58
1:A:251:LEU:HD12	1:A:269:VAL:HG12	1.85	0.58
1:A:332:ARG:HH11	1:A:332:ARG:CG	2.14	0.58
1:C:266:ASP:HB2	1:C:269:VAL:HG23	1.85	0.58
1:E:1237:ASN:O	1:E:1238:LEU:HB2	2.02	0.58
1:G:251:LEU:HD12	1:G:269:VAL:HG12	1.85	0.58
1:I:1028:GLN:HE21	1:I:1030:TRP:HB2	1.68	0.58
1:I:1201:TRP:HE3	1:I:1210:SER:CB	2.14	0.58
1:I:882:LEU:HD23	1:I:882:LEU:O	2.04	0.58
1:K:317:CYS:SG	1:K:324:VAL:HG23	2.43	0.58
1:K:146:GLU:HG2	1:M:111:ARG:HH11	1.68	0.58
1:M:1201:TRP:HB2	1:M:1210:SER:C	2.23	0.58
1:M:556:GLY:O	1:M:557:ARG:C	2.41	0.58
3:Q:19:ASP:CG	4:U:64:THR:HA	2.24	0.58
1:A:138:GLN:HG3	3:W:61:LEU:O	2.04	0.58
1:A:109:TYR:CE1	3:P:4:LYS:HB2	2.36	0.58
1:A:1220:LEU:CD2	1:A:1234:THR:CB	2.74	0.58
1:A:556:GLY:O	1:A:557:ARG:C	2.41	0.58
1:A:658:ASP:HB2	1:A:678:ASP:HB2	1.84	0.58
1:E:146:GLU:HG2	1:G:111:ARG:HH11	1.68	0.58
1:E:364:LEU:HD13	1:E:364:LEU:C	2.24	0.58
1:G:122:ARG:NE	1:G:126:PHE:CZ	2.71	0.58
1:G:1237:ASN:O	1:G:1238:LEU:HB2	2.02	0.58
1:I:122:ARG:NE	1:I:126:PHE:CZ	2.71	0.58
1:I:400:LEU:HB3	1:I:404:TRP:HZ3	1.68	0.58
1:I:505:PHE:CE2	1:I:575:GLU:HG2	2.39	0.58
1:I:556:GLY:O	1:I:557:ARG:C	2.41	0.58
1:K:1028:GLN:HE21	1:K:1030:TRP:HB2	1.68	0.58
1:K:813:ILE:HD12	1:K:826:ILE:HG21	1.85	0.58
1:M:1201:TRP:HE3	1:M:1210:SER:CB	2.14	0.58
1:M:390:GLN:HB3	1:M:393:VAL:HG13	1.85	0.58
1:M:999:ARG:HG2	1:M:1030:TRP:CD2	2.37	0.58

*Continued on next page...*

*Continued from previous page...*

Atom-1	Atom-2	Interatomic distance (Å)	Clash overlap (Å)
4:S:21:GLN:H	4:S:82:GLN:HE22	1.51	0.58
1:A:111:ARG:NH1	1:M:146:GLU:HG2	2.18	0.58
1:A:400:LEU:HB3	1:A:404:TRP:HZ3	1.68	0.58
1:C:1028:GLN:HE21	1:C:1030:TRP:HB2	1.68	0.58
1:C:400:LEU:HB3	1:C:404:TRP:HZ3	1.68	0.58
1:C:505:PHE:CE2	1:C:575:GLU:HG2	2.38	0.58
7:D:201:HEM:HMC1	7:D:201:HEM:CBC	2.28	0.58
1:E:196:LEU:HD12	1:E:196:LEU:O	2.03	0.58
1:E:505:PHE:CE2	1:E:575:GLU:HG2	2.39	0.58
1:G:1067:VAL:HB	1:G:1081:PHE:HB2	1.84	0.58
1:E:147:PRO:HG3	1:G:121:GLN:NE2	2.18	0.58
1:I:107:THR:HB	1:I:110:VAL:HG23	1.83	0.58
1:I:1200:LYS:CD	1:I:1211:GLN:HB2	2.34	0.58
1:I:1237:ASN:O	1:I:1238:LEU:HB2	2.02	0.58
1:K:322:LEU:HD22	1:K:322:LEU:C	2.20	0.58
1:K:505:PHE:CE2	1:K:575:GLU:HG2	2.39	0.58
1:K:748:HIS:HD2	1:K:804:CYS:HB2	1.68	0.58
1:M:122:ARG:NE	1:M:126:PHE:CZ	2.71	0.58
1:M:821:ILE:HB	1:M:835:ILE:HB	1.83	0.58
1:M:882:LEU:O	1:M:882:LEU:HD23	2.04	0.58
4:S:40:ILE:O	4:S:44:GLN:HG3	2.04	0.58
1:A:1176:HIS:CB	1:A:1218:THR:CB	2.74	0.58
1:A:333:ASP:CB	1:A:334:PHE:CE1	2.85	0.58
1:A:748:HIS:HD2	1:A:804:CYS:HB2	1.68	0.58
1:A:146:GLU:HG2	1:C:111:ARG:NH1	2.19	0.58
1:C:1201:TRP:HB2	1:C:1210:SER:C	2.23	0.58
1:E:1027:ILE:HD11	1:E:1047:VAL:HG11	1.86	0.58
1:E:345:LEU:HD11	1:E:353:ILE:HD13	1.85	0.58
1:G:1201:TRP:HB2	1:G:1210:SER:C	2.23	0.58
1:G:748:HIS:HD2	1:G:804:CYS:HB2	1.68	0.58
3:R:47:PRO:C	4:S:45:ARG:CG	2.66	0.58
4:U:12:CYS:SG	4:U:88:PHE:HE2	2.25	0.58
1:A:345:LEU:HD11	1:A:353:ILE:HD13	1.85	0.58
1:A:821:ILE:HB	1:A:835:ILE:HB	1.84	0.58
1:C:1027:ILE:HD11	1:C:1047:VAL:HG11	1.86	0.58
1:C:999:ARG:HG2	1:C:1030:TRP:CD2	2.37	0.58
1:E:1201:TRP:HB2	1:E:1210:SER:C	2.23	0.58
1:E:138:GLN:HE21	1:E:139:LYS:N	2.01	0.58
1:E:236:PRO:HG3	3:O:3:ALA:O	2.03	0.58
1:E:251:LEU:HD12	1:E:269:VAL:HG12	1.85	0.58
1:E:561:PRO:HB3	1:E:1214:TYR:HD2	1.59	0.58

*Continued on next page...*

*Continued from previous page...*

Atom-1	Atom-2	Interatomic distance (Å)	Clash overlap (Å)
1:E:716:LEU:HB2	1:E:730:LEU:HD21	1.84	0.58
1:G:1028:GLN:HE21	1:G:1030:TRP:HB2	1.68	0.58
1:G:1185:PHE:CZ	1:G:1192:LEU:HD11	2.35	0.58
1:G:196:LEU:O	1:G:196:LEU:HD12	2.04	0.58
1:G:885:VAL:HG23	1:G:886:HIS:N	2.18	0.58
1:I:146:GLU:HG2	1:K:111:ARG:HH11	1.68	0.58
1:K:1067:VAL:HB	1:K:1081:PHE:HB2	1.84	0.58
1:K:1200:LYS:CD	1:K:1211:GLN:HB2	2.34	0.58
1:M:1094:SER:HB3	1:M:1135:PHE:CG	2.39	0.58
4:U:40:ILE:O	4:U:44:GLN:HG3	2.04	0.58
4:U:13:ARG:CZ	4:U:59:ILE:HD11	2.34	0.58
1:A:1136:SER:HA	1:A:1185:PHE:CD2	2.39	0.58
1:A:1185:PHE:O	1:A:1229:PHE:HZ	1.78	0.58
1:A:1220:LEU:CD2	1:A:1234:THR:CG2	2.81	0.58
1:A:122:ARG:NE	1:A:126:PHE:CZ	2.71	0.58
1:A:212:PHE:HE2	1:A:230:LEU:HD23	1.67	0.58
1:A:237:ARG:HH11	1:A:237:ARG:CG	2.14	0.58
1:C:1094:SER:HB3	1:C:1135:PHE:CG	2.39	0.58
1:C:1136:SER:HA	1:C:1185:PHE:CD2	2.38	0.58
1:C:138:GLN:HE21	1:C:139:LYS:N	2.02	0.58
1:C:813:ILE:HD12	1:C:826:ILE:HG21	1.85	0.58
1:C:882:LEU:O	1:C:882:LEU:HD23	2.04	0.58
1:C:902:ASP:CB	2:D:72:LYS:HZ2	2.16	0.58
1:E:390:GLN:HB3	1:E:393:VAL:HG13	1.85	0.58
1:E:882:LEU:N	1:E:882:LEU:CD2	2.39	0.58
1:E:882:LEU:O	1:E:882:LEU:HD23	2.03	0.58
1:K:138:GLN:HE21	1:K:139:LYS:N	2.01	0.58
1:M:554:LEU:HD11	1:M:1214:TYR:CZ	2.38	0.58
1:M:505:PHE:CE2	1:M:575:GLU:HG2	2.39	0.58
3:O:58:LYS:O	3:O:62:LYS:HE2	2.04	0.58
3:P:24:TYR:CE2	4:T:38:HIS:HD2	2.22	0.58
3:P:28:HIS:NE2	4:S:14:LEU:CD1	2.66	0.58
4:U:21:GLN:H	4:U:82:GLN:HE22	1.51	0.58
1:A:1237:ASN:O	1:A:1238:LEU:HB2	2.02	0.58
1:A:482:TYR:O	1:A:486:PHE:CD1	2.55	0.58
1:C:1233:VAL:HG12	1:C:1243:ILE:HG23	1.86	0.58
1:C:849:SER:HB3	1:C:854:LEU:HB2	1.84	0.58
1:C:948:LEU:HD12	1:C:957:ASP:HB3	1.86	0.58
1:E:554:LEU:HD11	1:E:1214:TYR:CZ	2.38	0.58
1:G:1220:LEU:CD2	1:G:1234:THR:CG2	2.81	0.58
1:I:1094:SER:HB3	1:I:1135:PHE:CG	2.39	0.58

*Continued on next page...*

*Continued from previous page...*

Atom-1	Atom-2	Interatomic distance (Å)	Clash overlap (Å)
1:I:1136:SER:HA	1:I:1185:PHE:CD2	2.39	0.58
1:I:1220:LEU:CD2	1:I:1234:THR:CB	2.74	0.58
1:I:138:GLN:HE21	1:I:139:LYS:N	2.01	0.58
1:I:189:LYS:O	1:I:190:GLN:OE1	2.22	0.58
1:I:251:LEU:HD12	1:I:269:VAL:HG12	1.85	0.58
1:K:882:LEU:HD23	1:K:882:LEU:O	2.03	0.58
1:K:948:LEU:HD12	1:K:957:ASP:HB3	1.86	0.58
1:M:189:LYS:O	1:M:190:GLN:OE1	2.22	0.58
1:A:1027:ILE:HD11	1:A:1047:VAL:HG11	1.86	0.58
1:A:1094:SER:HB3	1:A:1135:PHE:CG	2.39	0.58
1:C:1220:LEU:CD2	1:C:1234:THR:CG2	2.81	0.58
1:C:561:PRO:HB3	1:C:1214:TYR:HD2	1.59	0.58
1:E:849:SER:HB3	1:E:854:LEU:HB2	1.84	0.58
1:E:946:LEU:HD11	1:E:959:LEU:HD12	1.86	0.58
1:G:146:GLU:HG2	1:I:111:ARG:HH11	1.68	0.58
1:G:364:LEU:HD13	1:G:364:LEU:C	2.24	0.58
1:G:505:PHE:CE2	1:G:575:GLU:HG2	2.39	0.58
1:G:882:LEU:O	1:G:882:LEU:HD23	2.03	0.58
1:I:554:LEU:HD11	1:I:1214:TYR:CZ	2.38	0.58
1:K:1113:SER:H	1:K:1120:LEU:HD13	1.69	0.58
1:K:1136:SER:HA	1:K:1185:PHE:CD2	2.38	0.58
1:K:189:LYS:O	1:K:190:GLN:OE1	2.22	0.58
1:K:708:THR:HG22	1:K:710:SER:H	1.69	0.58
3:Q:14:GLU:O	3:Q:18:LYS:HE2	2.04	0.58
4:V:38:HIS:O	4:V:41:GLU:HG2	2.04	0.58
1:A:364:LEU:HD13	1:A:364:LEU:C	2.23	0.58
1:A:540:VAL:CG1	1:A:575:GLU:HB3	2.33	0.58
1:A:999:ARG:HG2	1:A:1030:TRP:CD2	2.37	0.58
1:C:364:LEU:C	1:C:364:LEU:HD13	2.24	0.58
1:E:1136:SER:HA	1:E:1185:PHE:CD2	2.38	0.58
1:G:876:ALA:CB	1:G:914:VAL:O	2.45	0.58
1:K:1094:SER:HB3	1:K:1135:PHE:CG	2.39	0.58
1:K:1200:LYS:O	1:K:1202:TRP:HZ3	1.81	0.58
1:K:984:ALA:CA	1:K:999:ARG:O	2.47	0.58
1:M:997:GLN:HG3	1:M:1033:GLN:H	1.69	0.58
1:M:1027:ILE:HD11	1:M:1047:VAL:HG11	1.86	0.58
1:M:196:LEU:HD12	1:M:196:LEU:O	2.04	0.58
1:M:862:TYR:CE1	1:M:885:VAL:HG12	2.21	0.58
3:R:21:LYS:HE3	3:R:49:GLN:HE21	1.69	0.58
4:T:40:ILE:O	4:T:44:GLN:HG3	2.04	0.58
3:R:32:ASP:C	4:U:11:ARG:NE	2.56	0.58

*Continued on next page...*

*Continued from previous page...*

Atom-1	Atom-2	Interatomic distance (Å)	Clash overlap (Å)
1:A:1233:VAL:HG12	1:A:1243:ILE:HG23	1.86	0.57
1:A:505:PHE:CE2	1:A:575:GLU:HG2	2.39	0.57
1:C:196:LEU:HD12	1:C:196:LEU:O	2.03	0.57
1:E:1213:PHE:CD2	1:E:1214:TYR:N	2.72	0.57
1:E:266:ASP:HB2	1:E:269:VAL:HG23	1.85	0.57
1:G:1094:SER:HB3	1:G:1135:PHE:CG	2.39	0.57
1:G:189:LYS:O	1:G:190:GLN:OE1	2.22	0.57
1:G:813:ILE:HD12	1:G:826:ILE:HG21	1.85	0.57
1:I:1233:VAL:HG12	1:I:1243:ILE:HG23	1.86	0.57
1:I:179:PRO:CD	1:I:237:ARG:HH12	2.15	0.57
1:I:196:LEU:HD12	1:I:196:LEU:O	2.03	0.57
1:I:885:VAL:HG23	1:I:886:HIS:N	2.18	0.57
1:K:1201:TRP:HB2	1:K:1210:SER:C	2.23	0.57
1:K:1220:LEU:CD2	1:K:1234:THR:CG2	2.81	0.57
1:K:251:LEU:HD12	1:K:269:VAL:HG12	1.85	0.57
1:K:360:ASP:C	1:K:361:TYR:CD1	2.78	0.57
1:M:1220:LEU:CD2	1:M:1234:THR:CG2	2.81	0.57
1:M:364:LEU:C	1:M:364:LEU:HD13	2.24	0.57
1:M:520:ALA:HB2	1:M:647:GLY:O	2.04	0.57
1:M:882:LEU:CD2	1:M:882:LEU:N	2.39	0.57
1:A:921:MET:HA	1:A:1240:ILE:HG13	1.85	0.57
1:A:138:GLN:HE21	1:A:139:LYS:N	2.01	0.57
1:A:882:LEU:O	1:A:882:LEU:HD23	2.04	0.57
1:C:540:VAL:CG1	1:C:575:GLU:HB3	2.34	0.57
1:C:657:GLU:O	1:C:658:ASP:HB2	2.04	0.57
1:C:748:HIS:HD2	1:C:804:CYS:HB2	1.68	0.57
1:E:229:ILE:HG22	1:E:233:ARG:CD	2.28	0.57
1:G:360:ASP:C	1:G:361:TYR:CD1	2.78	0.57
1:G:948:LEU:HD12	1:G:957:ASP:HB3	1.86	0.57
1:I:904:GLN:HE22	1:I:1174:ALA:HA	1.69	0.57
1:I:948:LEU:HD12	1:I:957:ASP:HB3	1.86	0.57
1:K:554:LEU:HD11	1:K:1214:TYR:CZ	2.38	0.57
1:K:921:MET:HA	1:K:1240:ILE:HG13	1.85	0.57
1:M:206:LEU:HD21	1:M:235:HIS:CD2	2.39	0.57
1:A:657:GLU:O	1:A:658:ASP:HB2	2.04	0.57
1:C:333:ASP:CB	1:C:334:PHE:CE1	2.85	0.57
1:C:334:PHE:CD1	1:C:334:PHE:N	2.73	0.57
1:C:334:PHE:HB3	1:C:337:ARG:HG2	1.86	0.57
1:C:345:LEU:HD11	1:C:353:ILE:HD13	1.85	0.57
1:C:902:ASP:CB	2:D:72:LYS:NZ	2.67	0.57
1:E:1094:SER:HB3	1:E:1135:PHE:CG	2.39	0.57

*Continued on next page...*

*Continued from previous page...*

Atom-1	Atom-2	Interatomic distance (Å)	Clash overlap (Å)
1:E:1220:LEU:CD2	1:E:1234:THR:CG2	2.81	0.57
1:E:360:ASP:C	1:E:361:TYR:CD1	2.78	0.57
1:E:904:GLN:HE22	1:E:1174:ALA:HA	1.69	0.57
1:G:1027:ILE:HD11	1:G:1047:VAL:HG11	1.86	0.57
1:G:1136:SER:HA	1:G:1185:PHE:CD2	2.39	0.57
1:G:596:GLU:HB2	1:G:1245:GLN:O	2.05	0.57
1:G:997:GLN:HG3	1:G:1033:GLN:H	1.69	0.57
1:I:596:GLU:HB2	1:I:1245:GLN:O	2.04	0.57
1:K:1213:PHE:CD2	1:K:1214:TYR:N	2.73	0.57
1:K:603:ILE:HD13	1:K:1240:ILE:HG21	1.87	0.57
1:K:885:VAL:HG23	1:K:886:HIS:N	2.18	0.57
1:M:317:CYS:SG	1:M:324:VAL:HG23	2.43	0.57
1:A:316:GLU:O	1:A:318:LYS:CG	2.50	0.57
1:A:708:THR:HG22	1:A:710:SER:H	1.69	0.57
1:C:1008:HIS:CE1	1:C:1010:GLN:HB2	2.40	0.57
1:C:1113:SER:H	1:C:1120:LEU:HD13	1.69	0.57
1:C:140:LEU:O	1:C:143:LEU:CD2	2.53	0.57
1:C:360:ASP:C	1:C:361:TYR:CD1	2.78	0.57
1:C:146:GLU:HG2	1:E:111:ARG:NH1	2.19	0.57
1:E:1113:SER:H	1:E:1120:LEU:HD13	1.69	0.57
1:E:136:ILE:O	1:E:140:LEU:N	2.33	0.57
1:E:678:ASP:OD2	1:E:680:LYS:HG3	2.05	0.57
1:G:1177:GLY:CA	1:G:1197:GLY:HA3	2.27	0.57
1:G:206:LEU:HD21	1:G:235:HIS:CD2	2.40	0.57
1:G:904:GLN:HE22	1:G:1174:ALA:HA	1.69	0.57
1:G:902:ASP:CB	2:H:72:LYS:HZ2	2.17	0.57
1:I:1181:THR:HG22	1:I:1182:ASP:HB2	1.86	0.57
1:I:1213:PHE:HE2	1:I:1215:THR:HG22	1.69	0.57
1:I:813:ILE:HD12	1:I:826:ILE:HG21	1.85	0.57
1:K:1149:GLY:CA	1:K:1180:VAL:CG2	2.78	0.57
1:K:364:LEU:C	1:K:364:LEU:HD13	2.24	0.57
1:M:904:GLN:HE22	1:M:1174:ALA:HA	1.69	0.57
1:M:1136:SER:HA	1:M:1185:PHE:CD2	2.38	0.57
1:M:1200:LYS:CA	1:M:1202:TRP:CZ3	2.88	0.57
1:M:931:GLN:HG3	1:M:931:GLN:O	2.04	0.57
1:A:278:TYR:N	1:A:278:TYR:CD1	2.73	0.57
1:A:596:GLU:HB2	1:A:1245:GLN:O	2.05	0.57
1:A:904:GLN:HE22	1:A:1174:ALA:HA	1.69	0.57
1:C:1218:THR:HG22	1:C:1219:ASN:N	2.19	0.57
1:C:946:LEU:HD11	1:C:959:LEU:HD12	1.86	0.57
1:G:1213:PHE:HE2	1:G:1215:THR:HG22	1.69	0.57

*Continued on next page...*

*Continued from previous page...*

Atom-1	Atom-2	Interatomic distance (Å)	Clash overlap (Å)
1:G:1233:VAL:HG12	1:G:1243:ILE:HG23	1.86	0.57
1:G:554:LEU:HD11	1:G:1214:TYR:CZ	2.38	0.57
1:G:946:LEU:HD11	1:G:959:LEU:HD12	1.86	0.57
1:I:364:LEU:C	1:I:364:LEU:HD13	2.24	0.57
1:I:708:THR:HG22	1:I:710:SER:H	1.69	0.57
1:K:1181:THR:HG22	1:K:1182:ASP:HB2	1.87	0.57
1:K:206:LEU:HD21	1:K:235:HIS:CD2	2.39	0.57
1:K:997:GLN:HG3	1:K:1033:GLN:H	1.70	0.57
1:M:251:LEU:HD12	1:M:269:VAL:HG12	1.85	0.57
1:M:360:ASP:C	1:M:361:TYR:CD1	2.78	0.57
3:P:4:LYS:HB3	3:P:4:LYS:HZ2	1.69	0.57
3:R:14:GLU:O	3:R:18:LYS:HE2	2.04	0.57
3:R:79:GLY:O	4:V:65:ARG:NH2	2.37	0.57
4:V:40:ILE:O	4:V:44:GLN:HG3	2.04	0.57
1:A:171:HIS:NE2	1:A:175:GLU:CG	2.66	0.57
1:A:334:PHE:HB3	1:A:337:ARG:HG2	1.87	0.57
1:A:390:GLN:HB3	1:A:393:VAL:HG13	1.85	0.57
1:A:603:ILE:HB	1:A:1240:ILE:HG21	1.87	0.57
1:A:885:VAL:HG23	1:A:886:HIS:N	2.18	0.57
1:A:876:ALA:CB	1:A:914:VAL:O	2.45	0.57
1:A:931:GLN:O	1:A:931:GLN:HG3	2.05	0.57
1:A:948:LEU:HD12	1:A:957:ASP:HB3	1.86	0.57
1:C:146:GLU:CG	1:E:111:ARG:HH11	2.15	0.57
1:C:189:LYS:O	1:C:190:GLN:OE1	2.22	0.57
1:E:1181:THR:HG22	1:E:1182:ASP:HB2	1.86	0.57
1:E:278:TYR:N	1:E:278:TYR:CD1	2.73	0.57
1:E:813:ILE:HD12	1:E:826:ILE:HG21	1.85	0.57
1:E:948:LEU:HD12	1:E:957:ASP:HB3	1.86	0.57
1:G:1200:LYS:CA	1:G:1202:TRP:CZ3	2.88	0.57
1:I:1220:LEU:CD2	1:I:1234:THR:CG2	2.81	0.57
1:I:360:ASP:C	1:I:361:TYR:CD1	2.78	0.57
1:I:902:ASP:CB	2:J:72:LYS:NZ	2.67	0.57
1:K:278:TYR:N	1:K:278:TYR:CD1	2.73	0.57
1:M:1028:GLN:HE21	1:M:1030:TRP:HB2	1.68	0.57
1:M:1200:LYS:CD	1:M:1211:GLN:HB2	2.34	0.57
1:M:316:GLU:O	1:M:318:LYS:CG	2.50	0.57
3:O:14:GLU:O	3:O:18:LYS:HE2	2.04	0.57
1:G:208:GLN:NE2	3:O:62:LYS:HD3	2.16	0.57
1:A:1113:SER:H	1:A:1120:LEU:HD13	1.69	0.57
1:A:1213:PHE:CD2	1:A:1214:TYR:N	2.73	0.57
1:A:196:LEU:O	1:A:196:LEU:HD12	2.04	0.57

*Continued on next page...*

*Continued from previous page...*

Atom-1	Atom-2	Interatomic distance (Å)	Clash overlap (Å)
1:A:997:GLN:HG3	1:A:1033:GLN:H	1.69	0.57
1:C:136:ILE:O	1:C:140:LEU:N	2.33	0.57
1:C:151:THR:HB	1:C:279:VAL:HG12	1.87	0.57
1:E:334:PHE:HB3	1:E:337:ARG:HG2	1.86	0.57
1:E:400:LEU:HB3	1:E:404:TRP:HZ3	1.68	0.57
1:G:1181:THR:HG22	1:G:1182:ASP:HB2	1.87	0.57
1:I:1008:HIS:CE1	1:I:1010:GLN:HB2	2.40	0.57
1:I:1201:TRP:HB2	1:I:1210:SER:C	2.24	0.57
1:I:334:PHE:HB3	1:I:337:ARG:HG2	1.87	0.57
1:K:1200:LYS:CA	1:K:1202:TRP:CZ3	2.88	0.57
1:K:596:GLU:HB2	1:K:1245:GLN:O	2.05	0.57
1:M:603:ILE:HB	1:M:1240:ILE:HG21	1.87	0.57
1:M:140:LEU:O	1:M:143:LEU:CD2	2.53	0.57
3:Q:80:TYR:CE1	4:U:65:ARG:NH1	2.73	0.57
1:A:231:MET:SD	1:A:258:CYS:SG	2.97	0.57
1:A:360:ASP:C	1:A:361:TYR:CD1	2.78	0.57
1:A:400:LEU:HB3	1:A:404:TRP:CZ3	2.40	0.57
1:A:520:ALA:HB2	1:A:647:GLY:O	2.05	0.57
1:C:609:LEU:HB3	1:C:908:LEU:HB3	1.87	0.57
1:E:1200:LYS:CA	1:E:1202:TRP:CZ3	2.88	0.57
1:E:140:LEU:O	1:E:143:LEU:CD2	2.53	0.57
1:E:151:THR:HB	1:E:279:VAL:HG12	1.87	0.57
1:E:233:ARG:NH1	3:O:6:ARG:HH12	2.02	0.57
1:G:140:LEU:O	1:G:143:LEU:CD2	2.53	0.57
1:G:902:ASP:CB	2:H:72:LYS:NZ	2.68	0.57
1:I:997:GLN:HG3	1:I:1033:GLN:H	1.69	0.57
1:I:1213:PHE:CD2	1:I:1214:TYR:N	2.73	0.57
1:K:1176:HIS:CB	1:K:1218:THR:CB	2.79	0.57
1:K:883:SER:OG	1:K:902:ASP:CA	2.53	0.57
1:M:1113:SER:H	1:M:1120:LEU:HD13	1.69	0.57
1:M:1247:LEU:CD1	1:M:1248:GLU:H	2.14	0.57
1:M:603:ILE:HD13	1:M:1240:ILE:HG21	1.87	0.57
1:M:883:SER:OG	1:M:902:ASP:CA	2.53	0.57
1:M:921:MET:HA	1:M:1240:ILE:HG13	1.85	0.57
3:P:27:ASP:HA	4:S:13:ARG:CG	2.33	0.57
4:V:36:ARG:HH11	4:V:37:PRO:CB	2.18	0.57
1:A:1220:LEU:HA	1:A:1236:ASP:HB3	1.87	0.57
1:A:206:LEU:HD21	1:A:235:HIS:CD2	2.39	0.57
1:C:1187:PRO:HG2	1:C:1229:PHE:HB3	1.87	0.57
1:C:171:HIS:NE2	1:C:175:GLU:CG	2.66	0.57
1:C:206:LEU:HD21	1:C:235:HIS:CD2	2.39	0.57

*Continued on next page...*



*Continued from previous page...*

Atom-1	Atom-2	Interatomic distance (Å)	Clash overlap (Å)
1:C:708:THR:HG22	1:C:710:SER:H	1.69	0.57
1:E:997:GLN:HG3	1:E:1033:GLN:H	1.70	0.57
1:E:295:LEU:O	1:E:299:VAL:HG22	2.05	0.57
1:E:334:PHE:N	1:E:334:PHE:CD1	2.73	0.57
1:E:520:ALA:HB2	1:E:647:GLY:O	2.05	0.57
1:E:657:GLU:O	1:E:658:ASP:HB2	2.04	0.57
1:G:1213:PHE:CD2	1:G:1214:TYR:N	2.73	0.57
1:G:334:PHE:CD1	1:G:334:PHE:N	2.73	0.57
1:I:295:LEU:O	1:I:299:VAL:HG22	2.05	0.57
1:I:883:SER:OG	1:I:902:ASP:CA	2.53	0.57
1:K:1233:VAL:HG12	1:K:1243:ILE:HG23	1.86	0.57
1:K:176:GLY:HA3	3:Q:3:ALA:HB1	1.87	0.57
1:K:334:PHE:HB3	1:K:337:ARG:HG2	1.87	0.57
1:K:520:ALA:HB2	1:K:647:GLY:O	2.05	0.57
1:K:146:GLU:HG2	1:M:111:ARG:NH1	2.19	0.57
1:M:902:ASP:CB	2:N:72:LYS:NZ	2.67	0.57
3:O:24:TYR:HE2	4:S:38:HIS:C	2.07	0.57
3:P:14:GLU:O	3:P:18:LYS:HE2	2.04	0.57
3:Q:7:ASN:C	3:Q:7:ASN:HD22	2.07	0.57
1:A:179:PRO:CD	1:A:237:ARG:HH12	2.15	0.57
1:A:525:GLU:O	1:A:528:GLU:HG2	2.05	0.57
1:A:639:LEU:H	1:A:653:ILE:HG23	1.70	0.57
1:C:603:ILE:HB	1:C:1240:ILE:HG21	1.87	0.57
1:C:241:ILE:O	1:C:242:LEU:HD12	2.05	0.57
1:E:603:ILE:HD13	1:E:1240:ILE:HG21	1.87	0.57
1:E:189:LYS:O	1:E:190:GLN:OE1	2.22	0.57
1:E:596:GLU:HB2	1:E:1245:GLN:O	2.05	0.57
1:E:609:LEU:HB3	1:E:908:LEU:HB3	1.87	0.57
1:G:525:GLU:O	1:G:528:GLU:HG2	2.05	0.57
1:G:657:GLU:O	1:G:658:ASP:HB2	2.04	0.57
1:G:678:ASP:OD2	1:G:680:LYS:HG3	2.05	0.57
1:G:708:THR:HG22	1:G:710:SER:H	1.69	0.57
1:I:1200:LYS:CA	1:I:1202:TRP:CZ3	2.88	0.57
1:K:1008:HIS:CE1	1:K:1010:GLN:HB2	2.40	0.57
1:M:151:THR:HB	1:M:279:VAL:HG12	1.87	0.57
1:M:928:VAL:CG1	1:M:937:VAL:HA	2.28	0.57
4:T:21:GLN:H	4:T:82:GLN:HE22	1.51	0.57
4:V:21:GLN:H	4:V:82:GLN:HE22	1.51	0.57
1:A:1187:PRO:HG2	1:A:1229:PHE:HB3	1.87	0.56
1:A:1185:PHE:CZ	1:A:1192:LEU:HD11	2.35	0.56
1:A:1218:THR:HG22	1:A:1219:ASN:N	2.19	0.56

*Continued on next page...*

*Continued from previous page...*

Atom-1	Atom-2	Interatomic distance (Å)	Clash overlap (Å)
1:A:172:SER:OG	3:W:3:ALA:HB3	2.04	0.56
1:A:151:THR:HB	1:A:279:VAL:HG12	1.87	0.56
1:A:946:LEU:HD11	1:A:959:LEU:HD12	1.86	0.56
1:C:1213:PHE:CD2	1:C:1214:TYR:N	2.72	0.56
1:C:1220:LEU:HA	1:C:1236:ASP:HB3	1.87	0.56
1:C:390:GLN:HB3	1:C:393:VAL:HG13	1.85	0.56
1:C:997:GLN:HG3	1:C:1033:GLN:H	1.70	0.56
1:E:1218:THR:HG22	1:E:1219:ASN:N	2.19	0.56
1:E:1233:VAL:HG12	1:E:1243:ILE:HG23	1.86	0.56
1:E:708:THR:HG22	1:E:710:SER:H	1.69	0.56
1:E:902:ASP:CB	2:F:72:LYS:NZ	2.67	0.56
1:G:1113:SER:H	1:G:1120:LEU:HD13	1.69	0.56
1:G:1200:LYS:CD	1:G:1211:GLN:HB2	2.33	0.56
1:I:603:ILE:HD13	1:I:1240:ILE:HG21	1.87	0.56
1:I:333:ASP:CB	1:I:334:PHE:CE1	2.85	0.56
1:I:639:LEU:N	1:I:653:ILE:HG21	2.18	0.56
1:I:678:ASP:OD2	1:I:680:LYS:HG3	2.05	0.56
1:K:1027:ILE:HD11	1:K:1047:VAL:HG11	1.86	0.56
1:K:1201:TRP:HE3	1:K:1210:SER:CB	2.14	0.56
1:M:1213:PHE:CD2	1:M:1214:TYR:N	2.72	0.56
1:M:748:HIS:HD2	1:M:804:CYS:HB2	1.68	0.56
3:Q:19:ASP:HB3	4:U:64:THR:HB	1.87	0.56
1:A:241:ILE:O	1:A:242:LEU:HD12	2.05	0.56
1:C:1092:ASP:HB2	1:C:1133:SER:O	2.05	0.56
1:C:179:PRO:HD3	1:C:237:ARG:NH1	2.15	0.56
1:C:564:VAL:CG1	1:C:583:GLN:HG2	2.35	0.56
1:C:603:ILE:HD13	1:C:1240:ILE:HG21	1.87	0.56
1:C:904:GLN:HE22	1:C:1174:ALA:HA	1.69	0.56
1:E:597:TRP:HZ2	1:E:603:ILE:HG12	1.71	0.56
1:I:1182:ASP:C	1:I:1183:LEU:HD12	2.26	0.56
1:I:140:LEU:O	1:I:143:LEU:CD2	2.53	0.56
1:I:984:ALA:CA	1:I:999:ARG:O	2.47	0.56
7:J:201:HEM:HMC1	7:J:201:HEM:CBC	2.28	0.56
1:K:1187:PRO:HG2	1:K:1229:PHE:HB3	1.87	0.56
1:K:1213:PHE:CE2	1:K:1215:THR:HA	2.40	0.56
1:K:1213:PHE:HE2	1:K:1215:THR:HG22	1.69	0.56
1:K:140:LEU:O	1:K:143:LEU:CD2	2.53	0.56
1:K:237:ARG:CG	1:K:237:ARG:HH11	2.14	0.56
1:K:931:GLN:HG3	1:K:931:GLN:O	2.05	0.56
1:K:946:LEU:HD11	1:K:959:LEU:HD12	1.86	0.56
1:M:1182:ASP:C	1:M:1183:LEU:HD12	2.26	0.56

*Continued on next page...*

*Continued from previous page...*

Atom-1	Atom-2	Interatomic distance (Å)	Clash overlap (Å)
1:M:1233:VAL:HG12	1:M:1243:ILE:HG23	1.86	0.56
1:M:885:VAL:HG23	1:M:886:HIS:N	2.18	0.56
1:M:946:LEU:HD11	1:M:959:LEU:HD12	1.86	0.56
1:A:1092:ASP:HB2	1:A:1133:SER:O	2.05	0.56
1:A:295:LEU:O	1:A:299:VAL:HG22	2.05	0.56
1:A:334:PHE:N	1:A:334:PHE:CD1	2.73	0.56
1:E:1008:HIS:CE1	1:E:1010:GLN:HB2	2.40	0.56
1:G:1046:THR:O	1:G:1062:SER:HB2	2.05	0.56
1:G:400:LEU:HB3	1:G:404:TRP:CZ3	2.40	0.56
1:G:597:TRP:HZ2	1:G:603:ILE:HG12	1.71	0.56
1:I:1113:SER:H	1:I:1120:LEU:HD13	1.69	0.56
1:I:615:THR:O	1:I:904:GLN:OE1	2.23	0.56
1:K:639:LEU:H	1:K:653:ILE:HG23	1.70	0.56
1:K:657:GLU:O	1:K:658:ASP:HB2	2.04	0.56
1:K:678:ASP:OD2	1:K:680:LYS:HG3	2.05	0.56
1:K:902:ASP:CB	2:L:72:LYS:NZ	2.67	0.56
1:M:400:LEU:HB3	1:M:404:TRP:HZ3	1.68	0.56
1:M:948:LEU:HD12	1:M:957:ASP:HB3	1.86	0.56
1:A:189:LYS:O	1:A:190:GLN:OE1	2.22	0.56
1:C:1213:PHE:CE2	1:C:1215:THR:HA	2.41	0.56
1:C:564:VAL:CG1	1:C:583:GLN:HG3	2.35	0.56
1:C:678:ASP:OD2	1:C:680:LYS:HG3	2.05	0.56
1:C:931:GLN:HG3	1:C:931:GLN:O	2.05	0.56
1:C:970:SER:OG	1:C:973:LEU:O	2.24	0.56
1:C:984:ALA:CA	1:C:999:ARG:O	2.47	0.56
1:E:1092:ASP:HB2	1:E:1133:SER:O	2.05	0.56
1:E:237:ARG:HG2	1:E:237:ARG:NH1	2.19	0.56
1:G:1008:HIS:CE1	1:G:1010:GLN:HB2	2.40	0.56
1:I:1027:ILE:HD11	1:I:1047:VAL:HG11	1.86	0.56
1:I:278:TYR:N	1:I:278:TYR:CD1	2.73	0.56
1:I:970:SER:OG	1:I:973:LEU:O	2.24	0.56
1:K:1046:THR:O	1:K:1062:SER:HB2	2.05	0.56
1:K:1216:ASN:HB3	1:K:1242:TYR:OH	2.05	0.56
1:K:595:LEU:CD2	1:K:1244:LEU:CD1	2.48	0.56
1:M:525:GLU:O	1:M:528:GLU:HG2	2.05	0.56
1:M:540:VAL:CG1	1:M:575:GLU:HB3	2.34	0.56
1:M:596:GLU:HB2	1:M:1245:GLN:O	2.05	0.56
1:A:1030:TRP:HD1	1:A:1037:CYS:HG	1.54	0.56
1:A:1200:LYS:CA	1:A:1202:TRP:CZ3	2.88	0.56
1:A:1213:PHE:CE2	1:A:1215:THR:HA	2.40	0.56
1:A:140:LEU:O	1:A:143:LEU:CD2	2.53	0.56

*Continued on next page...*

*Continued from previous page...*

Atom-1	Atom-2	Interatomic distance (Å)	Clash overlap (Å)
1:C:1030:TRP:HD1	1:C:1037:CYS:HG	1.54	0.56
1:C:596:GLU:HB2	1:C:1245:GLN:O	2.04	0.56
1:E:788:LEU:HG	1:E:790:LEU:HG	1.88	0.56
1:G:278:TYR:CD1	1:G:278:TYR:N	2.73	0.56
1:G:609:LEU:HB3	1:G:908:LEU:HB3	1.87	0.56
1:G:520:ALA:HB2	1:G:647:GLY:O	2.05	0.56
1:G:639:LEU:N	1:G:653:ILE:HG21	2.18	0.56
1:I:1218:THR:HG22	1:I:1219:ASN:N	2.20	0.56
1:I:946:LEU:HD11	1:I:959:LEU:HD12	1.86	0.56
1:K:241:ILE:O	1:K:242:LEU:HD12	2.05	0.56
1:K:603:ILE:HB	1:K:1240:ILE:HG21	1.87	0.56
1:M:1187:PRO:HG2	1:M:1229:PHE:HB3	1.87	0.56
1:M:278:TYR:N	1:M:278:TYR:CD1	2.73	0.56
4:U:15:ARG:CD	4:U:88:PHE:CD2	2.89	0.56
1:A:1151:ILE:CG1	1:A:1167:PRO:HG2	2.36	0.56
1:A:1182:ASP:C	1:A:1183:LEU:HD12	2.26	0.56
1:A:1201:TRP:HE3	1:A:1210:SER:CB	2.14	0.56
1:A:1233:VAL:CB	1:A:1242:TYR:O	2.54	0.56
1:A:639:LEU:N	1:A:653:ILE:HG21	2.18	0.56
1:C:1216:ASN:HB3	1:C:1242:TYR:OH	2.05	0.56
1:E:1213:PHE:O	1:E:1214:TYR:CB	2.49	0.56
1:E:241:ILE:O	1:E:242:LEU:HD12	2.05	0.56
1:E:540:VAL:CG1	1:E:575:GLU:HB3	2.34	0.56
1:E:564:VAL:CG1	1:E:583:GLN:HG2	2.36	0.56
1:G:1182:ASP:C	1:G:1183:LEU:HD12	2.26	0.56
1:I:1176:HIS:CB	1:I:1218:THR:CB	2.78	0.56
1:I:136:ILE:O	1:I:140:LEU:N	2.33	0.56
1:I:597:TRP:HZ2	1:I:603:ILE:HG12	1.70	0.56
1:K:333:ASP:CB	1:K:334:PHE:CE1	2.85	0.56
1:M:1213:PHE:HE2	1:M:1215:THR:HG22	1.69	0.56
1:M:1218:THR:HG22	1:M:1219:ASN:N	2.20	0.56
1:M:241:ILE:O	1:M:242:LEU:HD12	2.05	0.56
1:M:295:LEU:O	1:M:299:VAL:HG22	2.05	0.56
1:M:543:ASN:CG	1:M:574:SER:HB2	2.26	0.56
1:M:636:ASP:C	1:M:637:LYS:CG	2.74	0.56
1:M:708:THR:HG22	1:M:710:SER:H	1.69	0.56
1:M:788:LEU:HG	1:M:790:LEU:HG	1.88	0.56
1:A:1008:HIS:CE1	1:A:1010:GLN:HB2	2.40	0.56
1:A:999:ARG:CD	1:A:1030:TRP:CD1	2.76	0.56
1:A:1200:LYS:CD	1:A:1211:GLN:HB2	2.34	0.56
1:A:1216:ASN:HB3	1:A:1242:TYR:OH	2.06	0.56

*Continued on next page...*

*Continued from previous page...*

Atom-1	Atom-2	Interatomic distance (Å)	Clash overlap (Å)
1:A:1240:ILE:HG22	1:A:1242:TYR:CE1	2.41	0.56
1:A:149:TRP:HZ3	1:A:251:LEU:HD22	1.70	0.56
1:A:636:ASP:C	1:A:637:LYS:CG	2.74	0.56
1:C:278:TYR:CD1	1:C:278:TYR:N	2.73	0.56
1:C:316:GLU:O	1:C:318:LYS:CG	2.50	0.56
1:C:520:ALA:HB2	1:C:647:GLY:O	2.05	0.56
1:E:1177:GLY:O	1:E:1178:GLY:C	2.44	0.56
1:E:1213:PHE:CE2	1:E:1215:THR:HA	2.40	0.56
1:E:1220:LEU:HA	1:E:1236:ASP:HB3	1.88	0.56
1:E:564:VAL:CG1	1:E:583:GLN:HG3	2.35	0.56
1:G:1213:PHE:CE2	1:G:1215:THR:HA	2.40	0.56
1:G:149:TRP:HZ3	1:G:251:LEU:HD22	1.70	0.56
1:I:121:GLN:HA	1:I:169:ARG:HH22	1.71	0.56
1:I:206:LEU:HD21	1:I:235:HIS:CD2	2.40	0.56
1:I:241:ILE:O	1:I:242:LEU:HD12	2.05	0.56
1:I:334:PHE:CD1	1:I:334:PHE:N	2.73	0.56
1:I:657:GLU:O	1:I:658:ASP:HB2	2.05	0.56
1:I:931:GLN:O	1:I:931:GLN:HG3	2.05	0.56
1:M:1046:THR:O	1:M:1062:SER:HB2	2.05	0.56
1:M:1181:THR:HG22	1:M:1182:ASP:HB2	1.86	0.56
3:P:4:LYS:HZ2	3:P:4:LYS:CB	2.19	0.56
4:V:2:ASP:O	4:V:6:ARG:CG	2.47	0.56
1:A:1046:THR:O	1:A:1062:SER:HB2	2.05	0.56
1:A:1181:THR:HG22	1:A:1182:ASP:HB2	1.87	0.56
1:A:249:TRP:O	1:A:252:LYS:HB2	2.06	0.56
1:C:1151:ILE:CG1	1:C:1167:PRO:HG2	2.36	0.56
1:C:1182:ASP:C	1:C:1183:LEU:HD12	2.26	0.56
1:C:1200:LYS:CA	1:C:1202:TRP:CZ3	2.88	0.56
1:C:1240:ILE:HG22	1:C:1242:TYR:CE1	2.41	0.56
1:C:862:TYR:HA	1:C:885:VAL:CG1	2.36	0.56
1:E:603:ILE:HB	1:E:1240:ILE:HG21	1.87	0.56
1:E:944:ARG:NE	1:E:961:GLU:O	2.39	0.56
1:E:984:ALA:CA	1:E:999:ARG:O	2.47	0.56
1:G:231:MET:SD	1:G:258:CYS:SG	2.97	0.56
1:I:1213:PHE:CE2	1:I:1215:THR:HA	2.40	0.56
1:I:1240:ILE:HG22	1:I:1242:TYR:CE1	2.41	0.56
1:I:400:LEU:HB3	1:I:404:TRP:CZ3	2.40	0.56
1:K:143:LEU:HG	1:K:259:GLN:NE2	2.21	0.56
1:K:151:THR:HB	1:K:279:VAL:HG12	1.87	0.56
1:K:419:VAL:HG22	1:K:424:LEU:O	2.06	0.56
1:K:615:THR:O	1:K:904:GLN:OE1	2.23	0.56

*Continued on next page...*

*Continued from previous page...*

Atom-1	Atom-2	Interatomic distance (Å)	Clash overlap (Å)
1:K:639:LEU:N	1:K:653:ILE:HG21	2.18	0.56
1:M:1008:HIS:CE1	1:M:1010:GLN:HB2	2.40	0.56
1:M:1213:PHE:CE2	1:M:1215:THR:HA	2.40	0.56
1:M:609:LEU:HB3	1:M:908:LEU:HB3	1.87	0.56
3:Q:24:TYR:CD2	3:Q:78:GLU:OE1	2.59	0.56
1:A:1177:GLY:O	1:A:1178:GLY:C	2.44	0.56
1:A:121:GLN:OE1	1:M:147:PRO:HG3	2.06	0.56
1:A:543:ASN:CG	1:A:574:SER:HB2	2.26	0.56
1:A:564:VAL:CG1	1:A:583:GLN:HG3	2.35	0.56
1:A:788:LEU:HG	1:A:790:LEU:HG	1.88	0.56
1:A:883:SER:OG	1:A:902:ASP:CA	2.53	0.56
1:C:1046:THR:O	1:C:1062:SER:HB2	2.05	0.56
1:C:1181:THR:HG22	1:C:1182:ASP:HB2	1.86	0.56
1:C:149:TRP:HZ3	1:C:251:LEU:HD22	1.70	0.56
1:C:295:LEU:O	1:C:299:VAL:HG22	2.05	0.56
1:C:400:LEU:HB3	1:C:404:TRP:CZ3	2.40	0.56
1:C:419:VAL:HG22	1:C:424:LEU:O	2.06	0.56
1:C:883:SER:OG	1:C:902:ASP:CA	2.53	0.56
1:E:1046:THR:O	1:E:1062:SER:HB2	2.05	0.56
1:E:249:TRP:O	1:E:252:LYS:HB2	2.06	0.56
1:G:1092:ASP:HB2	1:G:1133:SER:O	2.05	0.56
1:G:603:ILE:HB	1:G:1240:ILE:HG21	1.87	0.56
1:G:121:GLN:HA	1:G:169:ARG:HH22	1.71	0.56
1:G:170:ASP:OD1	1:G:171:HIS:N	2.39	0.56
1:G:482:TYR:O	1:G:486:PHE:CD1	2.55	0.56
1:G:564:VAL:CG1	1:G:583:GLN:HG3	2.35	0.56
1:G:788:LEU:HG	1:G:790:LEU:HG	1.88	0.56
1:I:1233:VAL:HG11	1:I:1243:ILE:CG1	2.29	0.56
1:K:1182:ASP:C	1:K:1183:LEU:HD12	2.26	0.56
1:K:316:GLU:O	1:K:318:LYS:CG	2.50	0.56
1:K:904:GLN:HE22	1:K:1174:ALA:HA	1.69	0.56
1:M:334:PHE:N	1:M:334:PHE:CD1	2.73	0.56
1:M:678:ASP:OD2	1:M:680:LYS:HG3	2.05	0.56
3:P:30:ILE:HG22	4:S:10:ARG:O	2.06	0.56
1:C:121:GLN:HA	1:C:169:ARG:HH22	1.71	0.56
1:C:639:LEU:N	1:C:653:ILE:HG21	2.18	0.56
1:E:1182:ASP:C	1:E:1183:LEU:HD12	2.26	0.56
1:E:1213:PHE:HE2	1:E:1215:THR:HG22	1.69	0.56
1:E:147:PRO:HG3	1:G:121:GLN:OE1	2.06	0.56
1:E:345:LEU:HD11	1:E:353:ILE:CD1	2.36	0.56
1:E:400:LEU:HB3	1:E:404:TRP:CZ3	2.40	0.56

*Continued on next page...*

*Continued from previous page...*

Atom-1	Atom-2	Interatomic distance (Å)	Clash overlap (Å)
1:E:862:TYR:HA	1:E:885:VAL:CG1	2.36	0.56
1:G:1233:VAL:HG11	1:G:1243:ILE:CG1	2.28	0.56
1:G:249:TRP:O	1:G:252:LYS:HB2	2.06	0.56
1:G:334:PHE:HB3	1:G:337:ARG:HG2	1.87	0.56
1:G:883:SER:OG	1:G:902:ASP:CA	2.53	0.56
1:I:171:HIS:NE2	1:I:175:GLU:CG	2.66	0.56
1:I:170:ASP:OD1	1:I:171:HIS:N	2.39	0.56
1:I:482:TYR:O	1:I:486:PHE:CD1	2.55	0.56
1:K:1092:ASP:HB2	1:K:1133:SER:O	2.05	0.56
1:K:231:MET:SD	1:K:258:CYS:SG	2.97	0.56
4:S:27:ASP:OD2	4:V:13:ARG:CG	2.53	0.56
4:V:36:ARG:HH11	4:V:37:PRO:CG	2.19	0.56
1:A:1046:THR:CG2	1:A:1063:PHE:CE2	2.89	0.56
1:A:595:LEU:CD1	1:A:1244:LEU:HD13	2.36	0.56
1:A:564:VAL:CG1	1:A:583:GLN:HG2	2.35	0.56
1:G:1017:THR:HG21	1:G:1073:ILE:HG12	1.88	0.56
1:G:564:VAL:CG1	1:G:583:GLN:HG2	2.36	0.56
1:G:931:GLN:HG3	1:G:931:GLN:O	2.05	0.56
1:I:1017:THR:HG21	1:I:1073:ILE:HG12	1.88	0.56
1:I:603:ILE:HB	1:I:1240:ILE:HG21	1.87	0.56
1:I:525:GLU:O	1:I:528:GLU:HG2	2.05	0.56
1:I:609:LEU:HB3	1:I:908:LEU:HB3	1.87	0.56
1:K:1046:THR:CG2	1:K:1063:PHE:CE2	2.89	0.56
1:K:1218:THR:HG22	1:K:1219:ASN:N	2.20	0.56
1:K:1240:ILE:HG22	1:K:1242:TYR:CE1	2.40	0.56
1:K:400:LEU:HB3	1:K:404:TRP:CZ3	2.40	0.56
1:K:543:ASN:CG	1:K:574:SER:HB2	2.26	0.56
1:K:788:LEU:HG	1:K:790:LEU:HG	1.88	0.56
1:K:970:SER:OG	1:K:973:LEU:O	2.24	0.56
1:M:1125:GLY:O	1:M:1152:ARG:NH1	2.39	0.56
1:M:1213:PHE:HE2	1:M:1215:THR:HA	1.71	0.56
1:M:1240:ILE:HG22	1:M:1242:TYR:CE1	2.41	0.56
1:M:1216:ASN:HB3	1:M:1242:TYR:OH	2.05	0.56
1:M:149:TRP:HZ3	1:M:251:LEU:HD22	1.70	0.56
1:M:170:ASP:OD1	1:M:171:HIS:N	2.39	0.56
1:M:143:LEU:HG	1:M:259:GLN:NE2	2.21	0.56
4:S:45:ARG:HE	4:S:45:ARG:CA	2.19	0.56
4:T:41:GLU:HB2	4:T:45:ARG:HH21	1.71	0.56
1:A:513:LYS:CD	1:A:522:LEU:HG	2.36	0.55
1:A:609:LEU:HB3	1:A:908:LEU:HB3	1.87	0.55
1:C:1177:GLY:HA2	1:C:1197:GLY:HA2	1.81	0.55

*Continued on next page...*

*Continued from previous page...*

Atom-1	Atom-2	Interatomic distance (Å)	Clash overlap (Å)
1:C:636:ASP:C	1:C:637:LYS:CG	2.74	0.55
1:E:1151:ILE:CG1	1:E:1167:PRO:HG2	2.36	0.55
1:E:1185:PHE:CZ	1:E:1192:LEU:HD11	2.35	0.55
1:E:1213:PHE:HE2	1:E:1215:THR:HA	1.72	0.55
1:C:147:PRO:HG3	1:E:121:GLN:OE1	2.06	0.55
1:E:543:ASN:CG	1:E:574:SER:HB2	2.26	0.55
1:G:1200:LYS:C	1:G:1202:TRP:CE3	2.80	0.55
1:G:1220:LEU:HA	1:G:1236:ASP:HB3	1.87	0.55
1:G:615:THR:O	1:G:904:GLN:OE1	2.23	0.55
1:G:637:LYS:CA	1:G:660:VAL:HG23	2.36	0.55
1:I:1187:PRO:HG2	1:I:1229:PHE:HB3	1.87	0.55
1:I:1182:ASP:HB3	1:I:1223:ILE:HG21	1.88	0.55
1:I:419:VAL:HG22	1:I:424:LEU:O	2.06	0.55
1:I:564:VAL:CG1	1:I:583:GLN:HG2	2.36	0.55
1:I:595:LEU:CD1	1:I:1244:LEU:HD13	2.36	0.55
1:K:1182:ASP:HB3	1:K:1223:ILE:HG21	1.88	0.55
1:K:1225:VAL:CG1	1:K:1229:PHE:CD1	2.89	0.55
1:K:170:ASP:OD1	1:K:171:HIS:N	2.39	0.55
1:K:344:GLN:HA	1:K:347:ASN:HD22	1.71	0.55
1:M:1220:LEU:HA	1:M:1236:ASP:HB3	1.88	0.55
1:M:344:GLN:HA	1:M:347:ASN:HD22	1.71	0.55
1:M:657:GLU:O	1:M:658:ASP:HB2	2.05	0.55
3:O:24:TYR:CE2	4:S:38:HIS:C	2.79	0.55
4:S:2:ASP:O	4:S:6:ARG:HG3	2.07	0.55
1:A:928:VAL:CG1	1:A:937:VAL:HA	2.28	0.55
1:A:902:ASP:CB	2:B:72:LYS:NZ	2.67	0.55
1:C:1177:GLY:O	1:C:1178:GLY:C	2.44	0.55
1:C:615:THR:O	1:C:904:GLN:OE1	2.24	0.55
1:C:788:LEU:HG	1:C:790:LEU:HG	1.88	0.55
1:C:944:ARG:NE	1:C:961:GLU:O	2.39	0.55
1:E:1125:GLY:O	1:E:1152:ARG:NH1	2.39	0.55
1:E:1187:PRO:HG2	1:E:1229:PHE:HB3	1.87	0.55
1:E:883:SER:OG	1:E:902:ASP:CA	2.53	0.55
1:G:1046:THR:CG2	1:G:1063:PHE:CE2	2.89	0.55
1:G:1177:GLY:O	1:G:1178:GLY:C	2.44	0.55
1:G:1200:LYS:O	1:G:1202:TRP:HZ3	1.81	0.55
1:G:1216:ASN:HB3	1:G:1242:TYR:OH	2.05	0.55
1:I:1046:THR:O	1:I:1062:SER:HB2	2.05	0.55
1:I:231:MET:SD	1:I:258:CYS:SG	2.97	0.55
1:I:419:VAL:HG11	1:I:426:CYS:HG	1.71	0.55
1:I:520:ALA:HB2	1:I:647:GLY:O	2.05	0.55

*Continued on next page...*



*Continued from previous page...*

Atom-1	Atom-2	Interatomic distance (Å)	Clash overlap (Å)
1:I:862:TYR:HA	1:I:885:VAL:CG1	2.36	0.55
1:K:295:LEU:O	1:K:299:VAL:HG22	2.05	0.55
1:K:862:TYR:HA	1:K:885:VAL:CG1	2.36	0.55
1:M:1092:ASP:HB2	1:M:1133:SER:O	2.05	0.55
1:M:249:TRP:O	1:M:252:LYS:HB2	2.06	0.55
1:M:400:LEU:HB3	1:M:404:TRP:CZ3	2.40	0.55
1:A:340:TYR:HH	1:M:409:GLU:HG3	1.69	0.55
3:R:28:HIS:CG	4:U:14:LEU:HD11	2.41	0.55
1:A:1136:SER:HB3	1:A:1141:LEU:HB2	1.89	0.55
1:A:138:GLN:HA	3:W:6:ARG:HD2	1.86	0.55
1:A:147:PRO:HG3	1:C:121:GLN:OE1	2.06	0.55
1:A:419:VAL:HG22	1:A:424:LEU:O	2.06	0.55
1:C:636:ASP:O	1:C:637:LYS:CB	2.55	0.55
1:E:1200:LYS:CD	1:E:1211:GLN:HB2	2.34	0.55
1:E:1240:ILE:HG22	1:E:1242:TYR:CE1	2.41	0.55
1:E:171:HIS:NE2	1:E:175:GLU:CG	2.67	0.55
1:G:108:SER:O	1:G:111:ARG:HG2	2.07	0.55
1:G:171:HIS:NE2	1:G:175:GLU:CG	2.66	0.55
1:G:241:ILE:O	1:G:242:LEU:HD12	2.05	0.55
1:G:295:LEU:O	1:G:299:VAL:HG22	2.05	0.55
1:I:1092:ASP:HB2	1:I:1133:SER:O	2.05	0.55
1:I:179:PRO:HD3	1:I:237:ARG:NH1	2.15	0.55
1:I:564:VAL:CG1	1:I:583:GLN:HG3	2.35	0.55
1:I:636:ASP:C	1:I:637:LYS:CG	2.74	0.55
1:K:146:GLU:CG	1:M:111:ARG:HH11	2.15	0.55
1:K:334:PHE:N	1:K:334:PHE:CD1	2.73	0.55
1:K:345:LEU:HD11	1:K:353:ILE:CD1	2.36	0.55
1:K:950:ASN:OD1	1:K:951:GLY:N	2.40	0.55
1:M:1136:SER:HB3	1:M:1141:LEU:HB2	1.89	0.55
1:M:121:GLN:HA	1:M:169:ARG:HH22	1.71	0.55
1:M:334:PHE:HB3	1:M:337:ARG:HG2	1.87	0.55
1:M:636:ASP:O	1:M:637:LYS:CB	2.55	0.55
1:A:175:GLU:CG	3:P:4:LYS:NZ	2.69	0.55
3:Q:27:ASP:HB3	4:T:14:LEU:HD23	1.88	0.55
4:S:30:LEU:HD13	4:V:10:ARG:HD2	1.88	0.55
1:A:111:ARG:HH11	1:M:146:GLU:CG	2.15	0.55
1:A:1125:GLY:O	1:A:1152:ARG:NH1	2.39	0.55
1:A:603:ILE:HD13	1:A:1240:ILE:HG21	1.87	0.55
1:A:678:ASP:OD2	1:A:680:LYS:HG3	2.05	0.55
1:A:862:TYR:HA	1:A:885:VAL:CG1	2.36	0.55
1:A:615:THR:O	1:A:904:GLN:OE1	2.24	0.55

*Continued on next page...*

*Continued from previous page...*

Atom-1	Atom-2	Interatomic distance (Å)	Clash overlap (Å)
1:C:1200:LYS:CD	1:C:1211:GLN:HB2	2.34	0.55
1:C:249:TRP:O	1:C:252:LYS:HB2	2.06	0.55
1:E:1171:GLU:CG	1:E:1172:GLY:N	2.68	0.55
1:E:1216:ASN:HB3	1:E:1242:TYR:OH	2.05	0.55
1:E:513:LYS:CD	1:E:522:LEU:HG	2.36	0.55
1:G:1136:SER:HB3	1:G:1141:LEU:HB2	1.88	0.55
1:G:151:THR:HB	1:G:279:VAL:HG12	1.87	0.55
1:I:1213:PHE:HE2	1:I:1215:THR:HA	1.71	0.55
1:I:143:LEU:HG	1:I:259:GLN:NE2	2.21	0.55
1:I:149:TRP:HZ3	1:I:251:LEU:HD22	1.70	0.55
1:I:316:GLU:O	1:I:318:LYS:CG	2.50	0.55
1:I:409:GLU:HG3	1:K:340:TYR:HH	1.69	0.55
1:I:637:LYS:CA	1:I:660:VAL:HG23	2.36	0.55
1:M:1046:THR:CG2	1:M:1063:PHE:CE2	2.89	0.55
1:M:615:THR:O	1:M:904:GLN:OE1	2.23	0.55
1:M:950:ASN:OD1	1:M:951:GLY:N	2.40	0.55
3:P:4:LYS:HG3	3:P:5:ALA:N	2.19	0.55
4:T:2:ASP:O	4:T:6:ARG:HG3	2.07	0.55
1:C:1177:GLY:CA	1:C:1197:GLY:HA3	2.27	0.55
1:C:229:ILE:HG22	1:C:233:ARG:CD	2.28	0.55
1:C:345:LEU:HD11	1:C:353:ILE:CD1	2.36	0.55
1:C:950:ASN:OD1	1:C:951:GLY:N	2.40	0.55
1:E:419:VAL:HG22	1:E:424:LEU:O	2.06	0.55
1:E:505:PHE:HZ	1:E:540:VAL:CG1	2.17	0.55
1:E:615:THR:O	1:E:904:GLN:OE1	2.23	0.55
1:G:1125:GLY:O	1:G:1152:ARG:NH1	2.39	0.55
1:G:1240:ILE:HG22	1:G:1242:TYR:CE1	2.41	0.55
1:G:333:ASP:CB	1:G:334:PHE:CE1	2.85	0.55
1:G:603:ILE:HD13	1:G:1240:ILE:HG21	1.87	0.55
1:I:1136:SER:HB3	1:I:1141:LEU:HB2	1.89	0.55
1:I:1177:GLY:HA2	1:I:1197:GLY:HA2	1.81	0.55
1:I:1220:LEU:HA	1:I:1236:ASP:HB3	1.88	0.55
1:K:121:GLN:HA	1:K:169:ARG:HH22	1.71	0.55
1:K:564:VAL:CG1	1:K:583:GLN:HG3	2.35	0.55
1:K:609:LEU:HB3	1:K:908:LEU:HB3	1.87	0.55
1:M:333:ASP:CB	1:M:334:PHE:CE1	2.85	0.55
1:M:419:VAL:HG22	1:M:424:LEU:O	2.06	0.55
1:A:1094:SER:HA	1:A:1135:PHE:HB2	1.89	0.55
1:A:1200:LYS:C	1:A:1202:TRP:CE3	2.80	0.55
1:A:1213:PHE:HE2	1:A:1215:THR:HA	1.72	0.55
1:A:1247:LEU:CD1	1:A:1248:GLU:H	2.14	0.55

*Continued on next page...*

*Continued from previous page...*

Atom-1	Atom-2	Interatomic distance (Å)	Clash overlap (Å)
1:A:950:ASN:OD1	1:A:951:GLY:N	2.40	0.55
1:C:1017:THR:HG21	1:C:1073:ILE:HG12	1.88	0.55
1:C:1046:THR:CG2	1:C:1063:PHE:CE2	2.89	0.55
1:C:1200:LYS:C	1:C:1202:TRP:CE3	2.80	0.55
1:E:931:GLN:HG3	1:E:931:GLN:O	2.05	0.55
1:I:1046:THR:CG2	1:I:1063:PHE:CE2	2.89	0.55
1:I:1151:ILE:H	1:I:1167:PRO:CD	2.19	0.55
1:I:1216:ASN:HB3	1:I:1242:TYR:OH	2.06	0.55
1:I:595:LEU:HD22	1:I:1244:LEU:HD12	1.78	0.55
1:I:862:TYR:HE2	1:I:881:HIS:N	1.82	0.55
1:K:1151:ILE:CG1	1:K:1167:PRO:HG2	2.36	0.55
1:K:1220:LEU:HA	1:K:1236:ASP:HB3	1.88	0.55
1:K:1247:LEU:CD1	1:K:1248:GLU:H	2.14	0.55
1:K:944:ARG:NE	1:K:961:GLU:O	2.39	0.55
1:M:345:LEU:HD11	1:M:353:ILE:CD1	2.36	0.55
1:M:513:LYS:CD	1:M:522:LEU:HG	2.36	0.55
1:A:1017:THR:HG21	1:A:1073:ILE:HG12	1.88	0.55
1:A:1213:PHE:HE2	1:A:1215:THR:HG22	1.69	0.55
1:A:970:SER:OG	1:A:973:LEU:O	2.24	0.55
1:A:980:ASP:OD1	1:A:981:GLU:N	2.40	0.55
1:C:363:ALA:O	1:C:366:GLU:CB	2.55	0.55
1:E:1225:VAL:CG1	1:E:1229:PHE:CD1	2.89	0.55
1:E:950:ASN:OD1	1:E:951:GLY:N	2.40	0.55
1:G:1094:SER:HA	1:G:1135:PHE:HB2	1.89	0.55
1:G:1092:ASP:OD2	1:G:1134:ALA:HA	2.07	0.55
1:G:1151:ILE:CG1	1:G:1167:PRO:HG2	2.36	0.55
1:G:1182:ASP:HB3	1:G:1223:ILE:HG21	1.88	0.55
1:G:950:ASN:OD1	1:G:951:GLY:N	2.40	0.55
1:G:970:SER:OG	1:G:973:LEU:O	2.24	0.55
1:I:1125:GLY:O	1:I:1152:ARG:NH1	2.39	0.55
1:I:543:ASN:CG	1:I:574:SER:HB2	2.26	0.55
1:K:1233:VAL:CB	1:K:1242:TYR:O	2.54	0.55
1:K:379:ILE:HD11	1:K:417:GLU:OE1	2.07	0.55
1:K:482:TYR:O	1:K:486:PHE:CD1	2.55	0.55
1:M:1092:ASP:OD2	1:M:1134:ALA:HA	2.07	0.55
1:M:1151:ILE:CG1	1:M:1167:PRO:HG2	2.36	0.55
1:M:1185:PHE:HE1	1:M:1192:LEU:HD12	1.53	0.55
1:M:1225:VAL:CG1	1:M:1229:PHE:CD1	2.89	0.55
1:M:639:LEU:N	1:M:653:ILE:HG21	2.18	0.55
1:A:108:SER:O	1:A:111:ARG:HG2	2.07	0.55
1:A:1225:VAL:CG1	1:A:1229:PHE:CD1	2.89	0.55

*Continued on next page...*

*Continued from previous page...*

Atom-1	Atom-2	Interatomic distance (Å)	Clash overlap (Å)
1:A:138:GLN:CA	3:W:6:ARG:NH1	2.69	0.55
1:A:146:GLU:CB	1:A:147:PRO:HD2	2.37	0.55
1:A:322:LEU:O	1:A:326:LEU:HB2	2.07	0.55
7:B:201:HEM:CBC	7:B:201:HEM:HMC1	2.28	0.55
1:C:1213:PHE:HE2	1:C:1215:THR:HA	1.72	0.55
1:C:143:LEU:HD23	1:C:143:LEU:C	2.27	0.55
1:C:543:ASN:CG	1:C:574:SER:HB2	2.26	0.55
1:C:980:ASP:OD1	1:C:981:GLU:N	2.40	0.55
1:E:143:LEU:HD23	1:E:143:LEU:C	2.27	0.55
1:E:344:GLN:HA	1:E:347:ASN:HD22	1.72	0.55
1:E:639:LEU:N	1:E:653:ILE:HG21	2.18	0.55
1:G:1225:VAL:CG1	1:G:1229:PHE:CD1	2.89	0.55
1:G:179:PRO:CD	1:G:237:ARG:HH12	2.15	0.55
1:G:513:LYS:CD	1:G:522:LEU:HG	2.36	0.55
1:G:595:LEU:CD1	1:G:1244:LEU:HD13	2.36	0.55
1:I:1225:VAL:CG1	1:I:1229:PHE:CD1	2.89	0.55
1:I:143:LEU:C	1:I:143:LEU:HD23	2.27	0.55
1:I:249:TRP:O	1:I:252:LYS:HB2	2.06	0.55
1:I:379:ILE:HD11	1:I:417:GLU:OE1	2.07	0.55
1:I:788:LEU:HG	1:I:790:LEU:HG	1.88	0.55
1:I:950:ASN:OD1	1:I:951:GLY:N	2.39	0.55
1:K:999:ARG:CD	1:K:1030:TRP:CD1	2.76	0.55
1:K:1136:SER:HB3	1:K:1141:LEU:HB2	1.89	0.55
1:K:1200:LYS:CG	1:K:1211:GLN:HB3	2.33	0.55
1:K:249:TRP:O	1:K:252:LYS:HB2	2.06	0.55
1:K:564:VAL:CG1	1:K:583:GLN:HG2	2.36	0.55
1:M:564:VAL:CG1	1:M:583:GLN:HG3	2.35	0.55
1:M:595:LEU:CD1	1:M:1244:LEU:HD13	2.37	0.55
1:C:108:SER:O	1:C:111:ARG:HG2	2.07	0.55
1:C:344:GLN:HA	1:C:347:ASN:HD22	1.71	0.55
1:E:1046:THR:CG2	1:E:1063:PHE:CE2	2.89	0.55
1:E:1092:ASP:OD2	1:E:1134:ALA:HA	2.07	0.55
1:E:1177:GLY:CA	1:E:1197:GLY:HA3	2.27	0.55
1:E:146:GLU:CB	1:E:147:PRO:HD2	2.37	0.55
1:E:149:TRP:HZ3	1:E:251:LEU:HD22	1.70	0.55
1:G:1218:THR:HG22	1:G:1219:ASN:N	2.19	0.55
1:G:1233:VAL:CB	1:G:1242:TYR:O	2.54	0.55
1:G:146:GLU:CB	1:G:147:PRO:HD2	2.37	0.55
1:G:862:TYR:HA	1:G:885:VAL:CG1	2.36	0.55
1:G:984:ALA:CA	1:G:999:ARG:O	2.47	0.55
1:K:1125:GLY:O	1:K:1152:ARG:NH1	2.40	0.55

*Continued on next page...*

*Continued from previous page...*

Atom-1	Atom-2	Interatomic distance (Å)	Clash overlap (Å)
1:K:143:LEU:HD23	1:K:143:LEU:C	2.27	0.55
1:M:560:PHE:O	1:M:561:PRO:C	2.45	0.55
1:M:970:SER:OG	1:M:973:LEU:O	2.24	0.55
1:A:143:LEU:HG	1:A:259:GLN:NE2	2.21	0.55
1:A:345:LEU:HD11	1:A:353:ILE:CD1	2.37	0.55
1:A:944:ARG:NE	1:A:961:GLU:O	2.39	0.55
1:C:1067:VAL:N	1:C:1081:PHE:O	2.40	0.55
1:A:146:GLU:CG	1:C:111:ARG:HH11	2.15	0.55
1:C:1125:GLY:O	1:C:1152:ARG:NH1	2.40	0.55
1:C:1225:VAL:CG1	1:C:1229:PHE:CD1	2.90	0.55
1:E:1094:SER:HA	1:E:1135:PHE:HB2	1.89	0.55
1:E:363:ALA:O	1:E:366:GLU:CB	2.55	0.55
1:E:637:LYS:CA	1:E:660:VAL:HG23	2.36	0.55
1:E:678:ASP:O	1:E:679:LYS:CB	2.55	0.55
1:E:769:LEU:HD13	1:E:826:ILE:HD12	1.89	0.55
1:G:246:TRP:O	1:G:247:ASP:OD1	2.26	0.55
1:I:1177:GLY:O	1:I:1178:GLY:C	2.44	0.55
1:I:151:THR:HB	1:I:279:VAL:HG12	1.87	0.55
1:I:344:GLN:HA	1:I:347:ASN:HD22	1.71	0.55
1:K:513:LYS:CD	1:K:522:LEU:HG	2.36	0.55
2:L:103:ASN:O	2:L:104:GLU:C	2.46	0.55
1:M:1177:GLY:CA	1:M:1197:GLY:HA3	2.27	0.55
1:M:246:TRP:O	1:M:247:ASP:OD1	2.25	0.55
1:M:363:ALA:O	1:M:366:GLU:CB	2.55	0.55
1:M:823:LEU:HB3	1:M:833:GLY:HA3	1.89	0.55
1:M:944:ARG:NE	1:M:961:GLU:O	2.39	0.55
3:O:91:ILE:HG12	3:O:91:ILE:O	2.07	0.55
1:A:1177:GLY:O	1:A:1178:GLY:O	2.25	0.54
1:A:1200:LYS:CG	1:A:1211:GLN:HB3	2.33	0.54
1:C:1136:SER:HB3	1:C:1141:LEU:HB2	1.89	0.54
1:C:427:ASP:CB	1:C:434:ARG:O	2.55	0.54
1:C:678:ASP:O	1:C:679:LYS:CB	2.55	0.54
1:E:1233:VAL:HG11	1:E:1243:ILE:CG1	2.28	0.54
1:E:639:LEU:H	1:E:653:ILE:HG23	1.70	0.54
1:G:1187:PRO:HG2	1:G:1229:PHE:HB3	1.88	0.54
1:G:344:GLN:HA	1:G:347:ASN:HD22	1.71	0.54
1:G:419:VAL:HG22	1:G:424:LEU:O	2.06	0.54
1:G:980:ASP:OD1	1:G:981:GLU:N	2.40	0.54
1:I:147:PRO:HG3	1:K:121:GLN:OE1	2.06	0.54
1:I:322:LEU:O	1:I:326:LEU:HB2	2.07	0.54
1:I:363:ALA:O	1:I:366:GLU:CB	2.55	0.54

*Continued on next page...*

*Continued from previous page...*

Atom-1	Atom-2	Interatomic distance (Å)	Clash overlap (Å)
1:K:1046:THR:CG2	1:K:1063:PHE:CD2	2.91	0.54
1:K:1017:THR:HG21	1:K:1073:ILE:HG12	1.88	0.54
1:K:678:ASP:O	1:K:679:LYS:CB	2.55	0.54
1:M:1182:ASP:HB3	1:M:1223:ILE:HG21	1.88	0.54
1:M:427:ASP:CB	1:M:434:ARG:O	2.55	0.54
1:M:769:LEU:HD13	1:M:826:ILE:HD12	1.89	0.54
3:X:68:TYR:CE1	3:X:91:ILE:HD13	2.42	0.54
1:C:1213:PHE:HE2	1:C:1215:THR:HG22	1.69	0.54
1:E:1017:THR:HG21	1:E:1073:ILE:HG12	1.88	0.54
1:E:121:GLN:HA	1:E:169:ARG:HH22	1.71	0.54
1:E:170:ASP:OD1	1:E:171:HIS:N	2.39	0.54
1:G:322:LEU:O	1:G:326:LEU:HB2	2.07	0.54
1:G:597:TRP:HE1	1:G:1242:TYR:HA	1.73	0.54
1:K:560:PHE:O	1:K:561:PRO:C	2.45	0.54
1:K:769:LEU:HD13	1:K:826:ILE:HD12	1.89	0.54
7:L:201:HEM:CBC	7:L:201:HEM:HMC1	2.28	0.54
1:M:1151:ILE:H	1:M:1167:PRO:CD	2.19	0.54
1:M:1233:VAL:CB	1:M:1242:TYR:O	2.54	0.54
1:M:862:TYR:HA	1:M:885:VAL:CG1	2.36	0.54
3:Q:91:ILE:HG12	3:Q:91:ILE:O	2.08	0.54
4:S:52:ARG:HD2	4:T:38:HIS:CE1	2.38	0.54
1:A:1069:VAL:HB	1:A:1079:LYS:HB2	1.89	0.54
1:A:1200:LYS:CG	1:A:1211:GLN:CA	2.67	0.54
1:C:1094:SER:HA	1:C:1135:PHE:HB2	1.89	0.54
1:C:1233:VAL:CB	1:C:1242:TYR:O	2.54	0.54
1:C:170:ASP:OD1	1:C:171:HIS:N	2.39	0.54
1:C:597:TRP:HE1	1:C:1242:TYR:HA	1.73	0.54
1:E:1046:THR:CG2	1:E:1063:PHE:CD2	2.91	0.54
1:E:236:PRO:C	1:E:238:SER:N	2.61	0.54
1:E:427:ASP:CB	1:E:434:ARG:O	2.55	0.54
1:E:560:PHE:O	1:E:561:PRO:C	2.45	0.54
1:E:595:LEU:CD1	1:E:1244:LEU:HD13	2.36	0.54
1:G:1213:PHE:HE2	1:G:1215:THR:HA	1.71	0.54
1:G:363:ALA:O	1:G:366:GLU:CB	2.55	0.54
1:G:769:LEU:HD13	1:G:826:ILE:HD12	1.89	0.54
1:I:1069:VAL:HB	1:I:1079:LYS:HB2	1.89	0.54
1:I:1151:ILE:CG1	1:I:1167:PRO:HG2	2.36	0.54
1:I:1200:LYS:O	1:I:1202:TRP:HZ3	1.81	0.54
1:I:317:CYS:SG	1:I:324:VAL:CG2	2.96	0.54
1:I:747:ASN:ND2	1:I:801:VAL:O	2.38	0.54
1:K:1200:LYS:C	1:K:1202:TRP:CE3	2.80	0.54

*Continued on next page...*

*Continued from previous page...*

Atom-1	Atom-2	Interatomic distance (Å)	Clash overlap (Å)
1:K:146:GLU:CB	1:K:147:PRO:HD2	2.37	0.54
1:K:171:HIS:NE2	1:K:175:GLU:CG	2.66	0.54
1:K:363:ALA:O	1:K:366:GLU:CB	2.55	0.54
1:M:1094:SER:HA	1:M:1135:PHE:HB2	1.89	0.54
1:M:1171:GLU:CG	1:M:1172:GLY:N	2.68	0.54
1:M:564:VAL:CG1	1:M:583:GLN:HG2	2.36	0.54
1:M:570:GLU:OE2	1:M:570:GLU:HA	2.08	0.54
3:P:31:SER:CA	4:S:11:ARG:HA	2.33	0.54
1:A:121:GLN:HA	1:A:169:ARG:HH22	1.71	0.54
1:A:143:LEU:C	1:A:143:LEU:HD23	2.27	0.54
1:C:1092:ASP:OD2	1:C:1134:ALA:HA	2.07	0.54
1:C:484:TYR:HA	1:C:509:TRP:HZ2	1.73	0.54
1:E:108:SER:O	1:E:111:ARG:HG2	2.07	0.54
1:E:1136:SER:HB3	1:E:1141:LEU:HB2	1.89	0.54
1:E:322:LEU:O	1:E:326:LEU:HB2	2.07	0.54
1:E:364:LEU:CD1	1:E:368:MET:HE2	2.37	0.54
1:E:480:CYS:HA	1:E:483:TRP:HD1	1.73	0.54
1:E:484:TYR:HA	1:E:509:TRP:HZ2	1.73	0.54
1:G:143:LEU:HG	1:G:259:GLN:NE2	2.21	0.54
1:I:1092:ASP:OD2	1:I:1134:ALA:HA	2.07	0.54
1:I:345:LEU:HD11	1:I:353:ILE:CD1	2.36	0.54
1:I:823:LEU:HB3	1:I:833:GLY:HA3	1.90	0.54
1:K:595:LEU:CD1	1:K:1244:LEU:HD13	2.36	0.54
1:K:597:TRP:HZ2	1:K:603:ILE:HG12	1.71	0.54
1:K:520:ALA:CB	1:K:647:GLY:O	2.56	0.54
1:K:823:LEU:HB3	1:K:833:GLY:HA3	1.90	0.54
1:M:1017:THR:HG21	1:M:1073:ILE:HG12	1.89	0.54
3:P:19:ASP:CG	4:T:64:THR:HA	2.27	0.54
1:A:109:TYR:HH	3:P:4:LYS:HB3	1.71	0.54
1:A:246:TRP:O	1:A:247:ASP:OD1	2.26	0.54
1:A:573:THR:O	1:A:574:SER:O	2.26	0.54
1:A:636:ASP:O	1:A:637:LYS:CB	2.55	0.54
1:A:823:LEU:HB3	1:A:833:GLY:HA3	1.90	0.54
1:C:1146:ASP:HB2	1:C:1150:GLU:HB3	1.90	0.54
1:C:1182:ASP:HB3	1:C:1223:ILE:HG21	1.88	0.54
1:C:595:LEU:CD1	1:C:1244:LEU:HD13	2.36	0.54
1:C:143:LEU:HG	1:C:259:GLN:NE2	2.21	0.54
1:C:379:ILE:HD11	1:C:417:GLU:OE1	2.07	0.54
1:E:1146:ASP:HB2	1:E:1150:GLU:HB3	1.90	0.54
1:E:1200:LYS:C	1:E:1202:TRP:CE3	2.80	0.54
1:E:520:ALA:CB	1:E:647:GLY:O	2.56	0.54

*Continued on next page...*

*Continued from previous page...*

Atom-1	Atom-2	Interatomic distance (Å)	Clash overlap (Å)
1:G:1201:TRP:HE3	1:G:1210:SER:CB	2.14	0.54
1:G:379:ILE:HD11	1:G:417:GLU:OE1	2.07	0.54
1:I:1046:THR:CG2	1:I:1063:PHE:CD2	2.90	0.54
1:I:146:GLU:CB	1:I:147:PRO:HD2	2.37	0.54
1:I:757:LEU:HB3	1:I:769:LEU:HD11	1.90	0.54
1:K:1092:ASP:OD2	1:K:1134:ALA:HA	2.07	0.54
1:K:1177:GLY:O	1:K:1178:GLY:C	2.44	0.54
1:K:525:GLU:O	1:K:528:GLU:HG2	2.05	0.54
1:K:757:LEU:HB3	1:K:769:LEU:HD11	1.90	0.54
1:K:928:VAL:CG1	1:K:937:VAL:HA	2.28	0.54
1:M:143:LEU:C	1:M:143:LEU:HD23	2.27	0.54
1:M:520:ALA:CB	1:M:647:GLY:O	2.56	0.54
1:M:714:LEU:HB3	1:M:730:LEU:HB2	1.90	0.54
4:U:14:LEU:O	4:U:18:GLU:HB2	2.08	0.54
4:Y:15:ARG:HD2	4:Y:19:GLU:OE2	2.07	0.54
4:Y:8:LEU:HD23	4:Y:8:LEU:C	2.27	0.54
1:A:1182:ASP:HB3	1:A:1223:ILE:HG21	1.88	0.54
1:A:1199:ILE:HD11	1:A:1232:TYR:CZ	2.42	0.54
1:A:143:LEU:H	1:A:143:LEU:CD2	2.21	0.54
1:A:170:ASP:OD1	1:A:171:HIS:N	2.39	0.54
1:A:363:ALA:O	1:A:366:GLU:CB	2.55	0.54
1:A:520:ALA:CB	1:A:647:GLY:O	2.56	0.54
1:A:570:GLU:HA	1:A:570:GLU:OE2	2.08	0.54
1:A:714:LEU:HB3	1:A:730:LEU:HB2	1.90	0.54
1:C:1046:THR:CG2	1:C:1063:PHE:CD2	2.91	0.54
1:C:1069:VAL:HB	1:C:1079:LYS:HB2	1.89	0.54
1:C:374:MET:CA	1:C:374:MET:CE	2.85	0.54
1:C:551:ASN:O	1:C:555:LEU:HB3	2.08	0.54
1:E:1149:GLY:H	1:E:1180:VAL:CG2	2.20	0.54
1:E:595:LEU:CD2	1:E:1244:LEU:CD1	2.48	0.54
1:E:246:TRP:O	1:E:247:ASP:OD1	2.26	0.54
1:E:482:TYR:O	1:E:486:PHE:CD1	2.55	0.54
1:E:505:PHE:CZ	1:E:540:VAL:CG1	2.90	0.54
1:E:570:GLU:OE2	1:E:570:GLU:HA	2.08	0.54
1:E:636:ASP:C	1:E:637:LYS:CG	2.74	0.54
1:G:1177:GLY:O	1:G:1178:GLY:O	2.26	0.54
1:G:526:PHE:O	1:G:529:TYR:HB3	2.08	0.54
1:I:1094:SER:HA	1:I:1135:PHE:HB2	1.89	0.54
1:I:246:TRP:O	1:I:247:ASP:OD1	2.25	0.54
1:I:636:ASP:O	1:I:637:LYS:CB	2.55	0.54
1:I:678:ASP:O	1:I:679:LYS:CB	2.55	0.54

*Continued on next page...*



*Continued from previous page...*

Atom-1	Atom-2	Interatomic distance (Å)	Clash overlap (Å)
1:K:636:ASP:O	1:K:637:LYS:CB	2.55	0.54
1:M:1046:THR:CG2	1:M:1063:PHE:CD2	2.91	0.54
1:M:1069:VAL:HB	1:M:1079:LYS:HB2	1.89	0.54
1:M:144:LYS:HG2	1:M:145:GLY:N	2.23	0.54
1:M:171:HIS:NE2	1:M:175:GLU:CG	2.66	0.54
1:M:374:MET:CA	1:M:374:MET:CE	2.85	0.54
1:M:984:ALA:CA	1:M:999:ARG:O	2.47	0.54
3:Q:28:HIS:ND1	4:T:14:LEU:CD2	2.63	0.54
4:V:41:GLU:O	4:V:45:ARG:HG3	2.07	0.54
1:A:106:ILE:HG22	1:A:107:THR:O	2.08	0.54
1:A:374:MET:CA	1:A:374:MET:CE	2.86	0.54
1:A:379:ILE:HD11	1:A:417:GLU:OE1	2.07	0.54
1:A:427:ASP:CB	1:A:434:ARG:O	2.55	0.54
1:A:484:TYR:HA	1:A:509:TRP:HZ2	1.73	0.54
1:A:526:PHE:O	1:A:529:TYR:HB3	2.08	0.54
1:A:769:LEU:HD13	1:A:826:ILE:HD12	1.89	0.54
1:C:560:PHE:O	1:C:561:PRO:C	2.46	0.54
1:E:143:LEU:HG	1:E:259:GLN:NE2	2.22	0.54
1:E:379:ILE:HD11	1:E:417:GLU:OE1	2.07	0.54
1:E:714:LEU:HB3	1:E:730:LEU:HB2	1.90	0.54
2:F:103:ASN:O	2:F:104:GLU:C	2.46	0.54
1:G:1069:VAL:HB	1:G:1079:LYS:HB2	1.90	0.54
1:G:1171:GLU:CG	1:G:1172:GLY:N	2.68	0.54
1:G:345:LEU:HD11	1:G:353:ILE:CD1	2.37	0.54
1:G:573:THR:O	1:G:574:SER:O	2.26	0.54
1:G:543:ASN:CG	1:G:574:SER:HB2	2.26	0.54
1:I:980:ASP:OD1	1:I:981:GLU:N	2.40	0.54
1:K:1067:VAL:N	1:K:1081:PHE:O	2.40	0.54
1:K:246:TRP:O	1:K:247:ASP:OD1	2.25	0.54
1:K:540:VAL:CG1	1:K:575:GLU:HB3	2.34	0.54
1:K:637:LYS:CA	1:K:660:VAL:HG23	2.36	0.54
1:M:322:LEU:O	1:M:326:LEU:HB2	2.07	0.54
1:M:379:ILE:HD11	1:M:417:GLU:OE1	2.07	0.54
1:A:480:CYS:HA	1:A:483:TRP:HD1	1.73	0.54
1:A:551:ASN:O	1:A:555:LEU:HB3	2.08	0.54
1:C:146:GLU:CB	1:C:147:PRO:HD2	2.37	0.54
1:E:1201:TRP:HE3	1:E:1210:SER:CB	2.14	0.54
1:E:143:LEU:H	1:E:143:LEU:CD2	2.21	0.54
1:E:144:LYS:HG2	1:E:145:GLY:N	2.23	0.54
1:E:757:LEU:HB3	1:E:769:LEU:HD11	1.90	0.54
1:G:1046:THR:CG2	1:G:1063:PHE:CD2	2.90	0.54

*Continued on next page...*

*Continued from previous page...*

Atom-1	Atom-2	Interatomic distance (Å)	Clash overlap (Å)
1:G:1149:GLY:CA	1:G:1180:VAL:CG2	2.77	0.54
1:I:573:THR:O	1:I:574:SER:O	2.26	0.54
1:K:1233:VAL:HG11	1:K:1243:ILE:CG1	2.29	0.54
1:K:505:PHE:CZ	1:K:540:VAL:CG1	2.90	0.54
1:K:570:GLU:OE2	1:K:570:GLU:HA	2.08	0.54
1:M:496:MET:HA	1:M:496:MET:HE3	1.89	0.54
1:M:505:PHE:CZ	1:M:540:VAL:CG1	2.90	0.54
1:M:678:ASP:O	1:M:679:LYS:CB	2.55	0.54
1:M:747:ASN:ND2	1:M:801:VAL:O	2.38	0.54
4:V:61:ASP:O	4:V:64:THR:HG23	2.08	0.54
1:A:1029:VAL:HG11	1:A:1073:ILE:HA	1.90	0.54
1:A:1151:ILE:H	1:A:1167:PRO:CD	2.19	0.54
1:A:344:GLN:HA	1:A:347:ASN:HD22	1.71	0.54
1:C:1177:GLY:O	1:C:1178:GLY:O	2.26	0.54
1:C:1200:LYS:CG	1:C:1211:GLN:HB3	2.33	0.54
1:C:513:LYS:CD	1:C:522:LEU:HG	2.36	0.54
1:C:714:LEU:HB3	1:C:730:LEU:HB2	1.90	0.54
1:E:106:ILE:HG22	1:E:107:THR:O	2.08	0.54
1:E:1182:ASP:HB3	1:E:1223:ILE:HG21	1.88	0.54
1:E:567:GLY:O	1:E:569:CYS:N	2.41	0.54
1:E:879:ARG:CB	1:E:921:MET:CE	2.73	0.54
1:G:1146:ASP:HB2	1:G:1150:GLU:HB3	1.90	0.54
1:G:520:ALA:CB	1:G:647:GLY:O	2.56	0.54
1:G:560:PHE:O	1:G:561:PRO:C	2.45	0.54
1:G:570:GLU:HA	1:G:570:GLU:OE2	2.08	0.54
1:G:540:VAL:CG1	1:G:575:GLU:HB3	2.34	0.54
1:G:636:ASP:O	1:G:637:LYS:CB	2.55	0.54
1:G:678:ASP:O	1:G:679:LYS:CB	2.55	0.54
1:I:1018:LEU:HB3	1:I:1030:TRP:O	2.08	0.54
1:I:1200:LYS:CG	1:I:1211:GLN:HB3	2.32	0.54
1:I:520:ALA:CB	1:I:647:GLY:O	2.56	0.54
1:I:639:LEU:H	1:I:653:ILE:HG23	1.70	0.54
2:J:103:ASN:O	2:J:104:GLU:C	2.46	0.54
1:K:1018:LEU:HB3	1:K:1030:TRP:O	2.08	0.54
1:K:149:TRP:HZ3	1:K:251:LEU:HD22	1.70	0.54
1:K:526:PHE:O	1:K:529:TYR:HB3	2.08	0.54
1:M:106:ILE:HG22	1:M:107:THR:O	2.08	0.54
1:M:1200:LYS:C	1:M:1202:TRP:CE3	2.80	0.54
1:M:453:LEU:HD11	1:M:454:GLN:NE2	2.00	0.54
1:M:526:PHE:O	1:M:529:TYR:HB3	2.08	0.54
4:V:36:ARG:NH1	4:V:37:PRO:CG	2.71	0.54

*Continued on next page...*

*Continued from previous page...*

Atom-1	Atom-2	Interatomic distance (Å)	Clash overlap (Å)
1:A:1046:THR:CG2	1:A:1063:PHE:CD2	2.91	0.54
1:A:1092:ASP:OD2	1:A:1134:ALA:HA	2.07	0.54
1:A:678:ASP:O	1:A:679:LYS:CB	2.55	0.54
1:C:322:LEU:O	1:C:326:LEU:HB2	2.07	0.54
1:C:570:GLU:OE2	1:C:570:GLU:HA	2.08	0.54
1:C:769:LEU:HD13	1:C:826:ILE:HD12	1.89	0.54
1:G:1149:GLY:H	1:G:1180:VAL:CG2	2.20	0.54
1:G:144:LYS:HG2	1:G:145:GLY:N	2.23	0.54
1:G:427:ASP:CB	1:G:434:ARG:O	2.55	0.54
1:I:484:TYR:HA	1:I:509:TRP:HZ2	1.73	0.54
1:K:106:ILE:HG22	1:K:107:THR:O	2.08	0.54
1:K:1094:SER:HA	1:K:1135:PHE:HB2	1.89	0.54
1:K:229:ILE:HG22	1:K:233:ARG:CD	2.28	0.54
1:K:317:CYS:SG	1:K:324:VAL:CG2	2.96	0.54
1:K:322:LEU:O	1:K:326:LEU:HB2	2.07	0.54
1:K:597:TRP:HA	1:K:1243:ILE:O	2.08	0.54
1:M:317:CYS:SG	1:M:324:VAL:CG2	2.96	0.54
1:M:573:THR:O	1:M:574:SER:O	2.26	0.54
4:T:13:ARG:HD3	4:T:59:ILE:HD12	1.86	0.54
3:Q:24:TYR:HE2	4:U:38:HIS:CB	2.10	0.54
1:A:1239:GLY:O	1:A:1240:ILE:HB	2.08	0.53
1:A:560:PHE:O	1:A:561:PRO:C	2.45	0.53
2:B:103:ASN:O	2:B:104:GLU:C	2.46	0.53
1:C:317:CYS:SG	1:C:324:VAL:CG2	2.96	0.53
1:C:520:ALA:CB	1:C:647:GLY:O	2.56	0.53
1:C:526:PHE:O	1:C:529:TYR:HB3	2.08	0.53
1:C:639:LEU:H	1:C:653:ILE:HG23	1.69	0.53
1:E:1177:GLY:O	1:E:1178:GLY:O	2.26	0.53
1:G:1199:ILE:HD11	1:G:1232:TYR:CZ	2.43	0.53
1:G:143:LEU:C	1:G:143:LEU:HD23	2.27	0.53
2:H:103:ASN:O	2:H:104:GLU:C	2.46	0.53
2:H:18:HIS:CE1	7:H:201:HEM:ND	2.76	0.53
1:I:106:ILE:HG22	1:I:107:THR:O	2.08	0.53
1:I:1177:GLY:O	1:I:1178:GLY:O	2.26	0.53
1:M:1199:ILE:HD11	1:M:1232:TYR:CZ	2.42	0.53
1:M:1239:GLY:O	1:M:1240:ILE:HB	2.09	0.53
1:M:597:TRP:HE1	1:M:1242:TYR:HA	1.73	0.53
1:M:757:LEU:HB3	1:M:769:LEU:HD11	1.90	0.53
3:R:91:ILE:O	3:R:91:ILE:HG12	2.07	0.53
1:A:144:LYS:HG2	1:A:145:GLY:N	2.23	0.53
1:A:317:CYS:SG	1:A:324:VAL:CG2	2.96	0.53

*Continued on next page...*

*Continued from previous page...*

Atom-1	Atom-2	Interatomic distance (Å)	Clash overlap (Å)
1:A:778:ARG:HG2	1:A:779:LYS:HG3	1.91	0.53
1:C:1029:VAL:HG11	1:C:1073:ILE:HA	1.90	0.53
1:C:1199:ILE:HD11	1:C:1232:TYR:CZ	2.42	0.53
2:D:103:ASN:O	2:D:104:GLU:C	2.46	0.53
1:E:636:ASP:O	1:E:637:LYS:CB	2.55	0.53
2:F:103:ASN:C	2:F:104:GLU:O	2.46	0.53
1:G:364:LEU:CD1	1:G:368:MET:HE2	2.38	0.53
1:I:496:MET:HE3	1:I:496:MET:HA	1.90	0.53
1:I:560:PHE:O	1:I:561:PRO:C	2.45	0.53
1:I:597:TRP:HE1	1:I:1242:TYR:HA	1.73	0.53
1:K:573:THR:O	1:K:574:SER:O	2.26	0.53
1:M:1029:VAL:HG11	1:M:1073:ILE:HA	1.90	0.53
2:N:103:ASN:C	2:N:104:GLU:O	2.46	0.53
2:N:103:ASN:O	2:N:104:GLU:C	2.46	0.53
1:C:106:ILE:HG22	1:C:107:THR:O	2.08	0.53
1:C:1239:GLY:O	1:C:1240:ILE:HB	2.09	0.53
1:C:298:PHE:CZ	1:C:325:SER:HA	2.42	0.53
1:C:480:CYS:HA	1:C:483:TRP:HD1	1.73	0.53
1:C:902:ASP:HB3	2:D:72:LYS:NZ	2.24	0.53
2:D:18:HIS:CE1	7:D:201:HEM:ND	2.76	0.53
1:E:1069:VAL:HB	1:E:1079:LYS:HB2	1.89	0.53
1:E:1199:ILE:HD11	1:E:1232:TYR:CZ	2.42	0.53
1:G:317:CYS:SG	1:G:324:VAL:CG2	2.96	0.53
1:I:597:TRP:HA	1:I:1243:ILE:O	2.08	0.53
1:K:1233:VAL:HA	1:K:1242:TYR:O	2.09	0.53
1:K:143:LEU:H	1:K:143:LEU:CD2	2.21	0.53
1:K:427:ASP:CB	1:K:434:ARG:O	2.55	0.53
2:L:18:HIS:NE2	7:L:201:HEM:CHD	2.72	0.53
1:M:986:GLU:HA	1:M:997:GLN:O	2.09	0.53
4:U:7:ARG:O	4:U:11:ARG:HG2	2.07	0.53
1:A:928:VAL:CG2	1:A:1224:HIS:CG	2.92	0.53
2:B:18:HIS:NE2	7:B:201:HEM:CHD	2.72	0.53
1:C:1201:TRP:HE3	1:C:1210:SER:CB	2.14	0.53
1:C:231:MET:SD	1:C:258:CYS:SG	2.97	0.53
1:C:757:LEU:HB3	1:C:769:LEU:HD11	1.90	0.53
1:E:526:PHE:O	1:E:529:TYR:HB3	2.08	0.53
1:E:823:LEU:HB3	1:E:833:GLY:HA3	1.90	0.53
1:G:143:LEU:H	1:G:143:LEU:CD2	2.21	0.53
1:G:296:SER:O	1:G:300:ASN:N	2.42	0.53
1:G:597:TRP:HA	1:G:1243:ILE:O	2.08	0.53
1:G:902:ASP:HB3	2:H:72:LYS:NZ	2.24	0.53

*Continued on next page...*

*Continued from previous page...*

Atom-1	Atom-2	Interatomic distance (Å)	Clash overlap (Å)
1:I:513:LYS:CD	1:I:522:LEU:HG	2.36	0.53
1:K:108:SER:O	1:K:111:ARG:HG2	2.07	0.53
1:K:567:GLY:O	1:K:569:CYS:N	2.41	0.53
1:M:1200:LYS:CG	1:M:1211:GLN:HB3	2.32	0.53
1:M:146:GLU:CB	1:M:147:PRO:HD2	2.37	0.53
1:M:179:PRO:CD	1:M:237:ARG:HH12	2.15	0.53
1:M:980:ASP:OD1	1:M:981:GLU:N	2.40	0.53
7:N:201:HEM:HMC1	7:N:201:HEM:CBC	2.28	0.53
3:R:30:ILE:HG22	4:U:13:ARG:HB2	1.90	0.53
3:W:13:ARG:O	3:W:17:GLU:HG3	2.09	0.53
1:A:1146:ASP:HB2	1:A:1150:GLU:HB3	1.90	0.53
1:A:597:TRP:HE1	1:A:1242:TYR:HA	1.73	0.53
1:C:144:LYS:HG2	1:C:145:GLY:N	2.23	0.53
1:C:179:PRO:CD	1:C:237:ARG:HH12	2.15	0.53
1:C:246:TRP:O	1:C:247:ASP:OD1	2.25	0.53
1:C:573:THR:O	1:C:574:SER:O	2.26	0.53
1:C:778:ARG:HG2	1:C:779:LYS:HG3	1.91	0.53
1:G:400:LEU:O	1:G:404:TRP:HE3	1.91	0.53
1:G:778:ARG:HG2	1:G:779:LYS:HG3	1.91	0.53
1:G:823:LEU:HB3	1:G:833:GLY:HA3	1.90	0.53
1:I:1146:ASP:HB2	1:I:1150:GLU:HB3	1.90	0.53
1:G:147:PRO:HG3	1:I:121:GLN:OE1	2.06	0.53
1:I:1233:VAL:CB	1:I:1242:TYR:O	2.54	0.53
1:I:944:ARG:NE	1:I:961:GLU:O	2.39	0.53
1:K:1069:VAL:HB	1:K:1079:LYS:HB2	1.90	0.53
1:K:928:VAL:CG2	1:K:1224:HIS:CG	2.92	0.53
1:M:1018:LEU:HB3	1:M:1030:TRP:O	2.08	0.53
1:M:390:GLN:HB3	1:M:393:VAL:HG22	1.91	0.53
1:M:928:VAL:CG2	1:M:1224:HIS:CG	2.92	0.53
3:Q:46:GLU:HB2	3:Q:52:ARG:HG2	1.91	0.53
1:C:1212:THR:CG2	1:C:1213:PHE:H	2.12	0.53
1:C:1226:SER:OG	1:C:1227:PRO:HD2	2.09	0.53
1:C:1220:LEU:CD2	1:C:1234:THR:CB	2.74	0.53
1:C:334:PHE:CB	1:C:337:ARG:CD	2.87	0.53
1:E:1030:TRP:HD1	1:E:1037:CYS:HG	1.57	0.53
1:E:1240:ILE:HG22	1:E:1242:TYR:CD1	2.44	0.53
1:E:597:TRP:HE1	1:E:1242:TYR:HA	1.73	0.53
1:E:400:LEU:O	1:E:404:TRP:HE3	1.91	0.53
1:E:573:THR:O	1:E:574:SER:O	2.26	0.53
1:E:980:ASP:OD1	1:E:981:GLU:N	2.40	0.53
1:E:884:TRP:CH2	2:F:81:ILE:HD11	2.44	0.53

*Continued on next page...*

*Continued from previous page...*

Atom-1	Atom-2	Interatomic distance (Å)	Clash overlap (Å)
1:G:1018:LEU:HB3	1:G:1030:TRP:O	2.08	0.53
1:G:316:GLU:O	1:G:318:LYS:CG	2.50	0.53
1:G:390:GLN:OE1	1:G:489:TYR:HE2	1.92	0.53
1:G:484:TYR:HA	1:G:509:TRP:HZ2	1.73	0.53
1:G:703:ASN:ND2	1:G:746:VAL:O	2.42	0.53
1:I:1199:ILE:HD11	1:I:1232:TYR:CZ	2.42	0.53
1:I:1240:ILE:HG22	1:I:1242:TYR:CD1	2.44	0.53
1:I:427:ASP:CB	1:I:434:ARG:O	2.55	0.53
1:I:902:ASP:HB3	2:J:72:LYS:NZ	2.24	0.53
2:J:18:HIS:NE2	7:J:201:HEM:CHD	2.72	0.53
1:K:1240:ILE:HG22	1:K:1242:TYR:CD1	2.44	0.53
1:K:144:LYS:HG2	1:K:145:GLY:N	2.23	0.53
1:K:636:ASP:C	1:K:637:LYS:CG	2.74	0.53
1:K:714:LEU:HB3	1:K:730:LEU:HB2	1.90	0.53
2:L:103:ASN:C	2:L:104:GLU:O	2.46	0.53
1:M:108:SER:O	1:M:111:ARG:HG2	2.07	0.53
1:M:1177:GLY:O	1:M:1178:GLY:C	2.44	0.53
1:M:1177:GLY:O	1:M:1178:GLY:O	2.26	0.53
1:K:147:PRO:HG3	1:M:121:GLN:OE1	2.06	0.53
1:M:390:GLN:OE1	1:M:489:TYR:HE2	1.92	0.53
3:R:22:THR:HG22	3:R:56:LEU:HD12	1.91	0.53
4:U:13:ARG:HH22	4:U:60:ILE:CG1	2.21	0.53
4:U:29:LEU:HD22	4:U:34:LEU:HD23	1.91	0.53
1:A:1226:SER:OG	1:A:1227:PRO:HD2	2.09	0.53
1:A:390:GLN:HB3	1:A:393:VAL:HG22	1.91	0.53
1:A:400:LEU:O	1:A:404:TRP:HE3	1.91	0.53
1:A:554:LEU:CD1	1:A:1214:TYR:CE1	2.91	0.53
1:C:1018:LEU:HB3	1:C:1030:TRP:O	2.08	0.53
1:E:1176:HIS:HB3	1:E:1218:THR:OG1	2.04	0.53
1:E:986:GLU:HA	1:E:997:GLN:O	2.09	0.53
1:G:639:LEU:H	1:G:653:ILE:HG23	1.70	0.53
1:G:714:LEU:HB3	1:G:730:LEU:HB2	1.90	0.53
1:G:928:VAL:CG2	1:G:1224:HIS:CG	2.92	0.53
1:I:1233:VAL:HA	1:I:1242:TYR:O	2.09	0.53
1:I:137:GLN:NE2	1:I:173:LEU:HB3	2.23	0.53
1:I:334:PHE:CB	1:I:337:ARG:CD	2.87	0.53
1:I:570:GLU:OE2	1:I:570:GLU:HA	2.08	0.53
1:I:703:ASN:ND2	1:I:746:VAL:O	2.42	0.53
1:I:769:LEU:HD13	1:I:826:ILE:HD12	1.89	0.53
2:J:103:ASN:C	2:J:104:GLU:O	2.47	0.53
1:K:1146:ASP:HB2	1:K:1150:GLU:HB3	1.90	0.53

*Continued on next page...*

*Continued from previous page...*

Atom-1	Atom-2	Interatomic distance (Å)	Clash overlap (Å)
1:K:1177:GLY:O	1:K:1178:GLY:O	2.26	0.53
1:K:390:GLN:HB3	1:K:393:VAL:HG22	1.91	0.53
1:K:452:GLN:HB3	1:K:456:LEU:HD11	1.91	0.53
1:K:882:LEU:N	1:K:882:LEU:CD2	2.39	0.53
1:M:1146:ASP:HB2	1:M:1150:GLU:HB3	1.90	0.53
1:M:452:GLN:HB3	1:M:456:LEU:HD11	1.91	0.53
1:M:597:TRP:HA	1:M:1243:ILE:O	2.08	0.53
1:M:703:ASN:ND2	1:M:746:VAL:O	2.42	0.53
3:O:46:GLU:HB2	3:O:52:ARG:HG2	1.91	0.53
4:U:38:HIS:O	4:U:41:GLU:HG2	2.08	0.53
1:A:1240:ILE:HG22	1:A:1242:TYR:CD1	2.44	0.53
1:C:390:GLN:OE1	1:C:489:TYR:HE2	1.92	0.53
1:C:884:TRP:CH2	2:D:81:ILE:HD11	2.44	0.53
1:E:316:GLU:O	1:E:318:LYS:CG	2.50	0.53
1:E:778:ARG:HG2	1:E:779:LYS:HG3	1.91	0.53
1:E:928:VAL:CG2	1:E:1224:HIS:CG	2.92	0.53
1:E:926:VAL:CG1	1:E:938:LEU:O	2.57	0.53
1:G:1226:SER:OG	1:G:1227:PRO:HD2	2.09	0.53
1:G:1233:VAL:HA	1:G:1242:TYR:O	2.09	0.53
1:G:1239:GLY:O	1:G:1240:ILE:HB	2.08	0.53
1:G:757:LEU:HB3	1:G:769:LEU:HD11	1.90	0.53
1:I:296:SER:O	1:I:300:ASN:N	2.42	0.53
1:I:373:GLU:HA	1:I:373:GLU:OE2	2.09	0.53
1:I:480:CYS:HA	1:I:483:TRP:HD1	1.73	0.53
1:K:1213:PHE:HE2	1:K:1215:THR:HA	1.72	0.53
1:K:400:LEU:O	1:K:404:TRP:HE3	1.91	0.53
1:M:1240:ILE:HG22	1:M:1242:TYR:CD1	2.44	0.53
1:M:400:LEU:O	1:M:404:TRP:HE3	1.91	0.53
1:M:884:TRP:CH2	2:N:81:ILE:HD11	2.44	0.53
3:P:26:MET:O	3:P:30:ILE:HG12	2.09	0.53
3:P:91:ILE:O	3:P:91:ILE:HG12	2.08	0.53
3:R:38:SER:O	3:R:41:GLU:HG3	2.09	0.53
3:P:31:SER:HA	4:S:11:ARG:C	2.29	0.53
1:A:1067:VAL:N	1:A:1081:PHE:O	2.40	0.53
1:A:597:TRP:HA	1:A:1243:ILE:O	2.08	0.53
1:A:703:ASN:ND2	1:A:746:VAL:O	2.42	0.53
1:A:884:TRP:CH2	2:B:81:ILE:HD11	2.44	0.53
1:C:1026:GLU:HG2	1:C:1041:ARG:HA	1.91	0.53
1:C:1247:LEU:CD1	1:C:1248:GLU:H	2.13	0.53
1:C:597:TRP:CH2	1:C:603:ILE:HG12	2.43	0.53
1:C:637:LYS:CA	1:C:660:VAL:HG23	2.36	0.53

*Continued on next page...*

*Continued from previous page...*

Atom-1	Atom-2	Interatomic distance (Å)	Clash overlap (Å)
1:E:1018:LEU:HB3	1:E:1030:TRP:O	2.08	0.53
1:E:1177:GLY:HA2	1:E:1197:GLY:HA2	1.81	0.53
1:E:317:CYS:SG	1:E:324:VAL:CG2	2.96	0.53
1:E:390:GLN:HB3	1:E:393:VAL:HG22	1.91	0.53
1:E:551:ASN:O	1:E:555:LEU:HB3	2.08	0.53
2:F:18:HIS:CE1	7:F:201:HEM:ND	2.76	0.53
1:G:1067:VAL:N	1:G:1081:PHE:O	2.40	0.53
1:G:1177:GLY:HA2	1:G:1197:GLY:HA2	1.81	0.53
1:G:1240:ILE:HG22	1:G:1242:TYR:CD1	2.44	0.53
1:G:567:GLY:O	1:G:569:CYS:N	2.41	0.53
1:I:1247:LEU:CD1	1:I:1248:GLU:H	2.13	0.53
1:I:298:PHE:CZ	1:I:325:SER:HA	2.42	0.53
1:K:1199:ILE:HD11	1:K:1232:TYR:CZ	2.42	0.53
1:K:1239:GLY:O	1:K:1240:ILE:HB	2.08	0.53
1:K:298:PHE:CZ	1:K:325:SER:HA	2.42	0.53
1:K:484:TYR:HA	1:K:509:TRP:HZ2	1.73	0.53
1:K:551:ASN:O	1:K:555:LEU:HB3	2.08	0.53
1:K:597:TRP:HE1	1:K:1242:TYR:HA	1.73	0.53
1:M:1176:HIS:HB3	1:M:1218:THR:OG1	2.05	0.53
1:M:1233:VAL:HA	1:M:1242:TYR:O	2.09	0.53
3:O:26:MET:O	3:O:30:ILE:HG12	2.09	0.53
3:Q:38:SER:O	3:Q:41:GLU:HG3	2.09	0.53
4:T:36:ARG:HD3	4:T:37:PRO:HD2	1.90	0.53
4:T:38:HIS:O	4:T:41:GLU:HG2	2.08	0.53
3:P:21:LYS:HD2	4:T:39:MET:HE2	1.91	0.53
1:A:1200:LYS:HG3	1:A:1211:GLN:HB2	1.91	0.53
1:C:400:LEU:O	1:C:404:TRP:HE3	1.91	0.53
1:C:554:LEU:CD1	1:C:1214:TYR:CE1	2.91	0.53
1:C:823:LEU:HB3	1:C:833:GLY:HA3	1.90	0.53
1:E:1200:LYS:CG	1:E:1211:GLN:HB3	2.33	0.53
1:G:884:TRP:CH2	2:H:81:ILE:HD11	2.44	0.53
1:I:1226:SER:OG	1:I:1227:PRO:HD2	2.09	0.53
1:I:144:LYS:HG2	1:I:145:GLY:N	2.23	0.53
1:I:400:LEU:O	1:I:404:TRP:HE3	1.91	0.53
1:I:986:GLU:HA	1:I:997:GLN:O	2.09	0.53
1:K:1149:GLY:H	1:K:1180:VAL:CG2	2.22	0.53
1:K:1226:SER:OG	1:K:1227:PRO:HD2	2.09	0.53
1:K:564:VAL:HG11	1:K:583:GLN:CG	2.39	0.53
1:K:902:ASP:HB3	2:L:72:LYS:NZ	2.24	0.53
1:K:926:VAL:CG1	1:K:938:LEU:O	2.57	0.53
2:N:18:HIS:CE1	7:N:201:HEM:ND	2.76	0.53

*Continued on next page...*



*Continued from previous page...*

Atom-1	Atom-2	Interatomic distance (Å)	Clash overlap (Å)
3:P:37:ILE:HG12	4:S:10:ARG:CD	2.36	0.53
3:P:22:THR:HG22	3:P:56:LEU:HD12	1.91	0.53
4:T:13:ARG:HD2	4:T:17:VAL:HG13	1.90	0.53
1:A:179:PRO:HD3	1:A:237:ARG:NH1	2.14	0.52
1:C:1240:ILE:HG22	1:C:1242:TYR:CD1	2.44	0.52
1:E:1226:SER:OG	1:E:1227:PRO:HD2	2.09	0.52
1:E:237:ARG:HH11	1:E:237:ARG:CG	2.21	0.52
1:E:525:GLU:O	1:E:528:GLU:HG2	2.06	0.52
1:E:903:ASP:O	1:E:904:GLN:CB	2.57	0.52
1:G:373:GLU:HA	1:G:373:GLU:OE2	2.09	0.52
1:I:551:ASN:O	1:I:555:LEU:HB3	2.08	0.52
1:I:926:VAL:CG1	1:I:938:LEU:O	2.57	0.52
1:K:473:LEU:CD1	1:K:480:CYS:HB3	2.39	0.52
1:K:537:ASP:HA	1:K:540:VAL:HG23	1.92	0.52
1:M:373:GLU:HA	1:M:373:GLU:OE2	2.09	0.52
1:M:484:TYR:HA	1:M:509:TRP:HZ2	1.73	0.52
1:M:551:ASN:O	1:M:555:LEU:HB3	2.08	0.52
3:P:38:SER:O	3:P:41:GLU:HG3	2.09	0.52
4:U:41:GLU:O	4:U:45:ARG:HG3	2.08	0.52
1:A:296:SER:O	1:A:300:ASN:N	2.42	0.52
1:C:525:GLU:HA	1:C:528:GLU:HG2	1.91	0.52
1:E:1167:PRO:HA	1:E:1202:TRP:NE1	1.94	0.52
1:E:1233:VAL:HA	1:E:1242:TYR:O	2.09	0.52
1:E:231:MET:SD	1:E:258:CYS:SG	2.97	0.52
1:E:525:GLU:HA	1:E:528:GLU:HG2	1.92	0.52
1:E:902:ASP:HB3	2:F:72:LYS:NZ	2.24	0.52
1:G:344:GLN:CD	1:G:352:ARG:HG3	2.30	0.52
1:G:452:GLN:HB3	1:G:456:LEU:HD11	1.91	0.52
1:G:849:SER:HB2	1:G:890:PHE:CZ	2.45	0.52
1:G:986:GLU:HA	1:G:997:GLN:O	2.09	0.52
1:I:526:PHE:O	1:I:529:TYR:HB3	2.08	0.52
1:I:540:VAL:CG1	1:I:575:GLU:HB3	2.34	0.52
1:I:778:ARG:HG2	1:I:779:LYS:HG3	1.91	0.52
1:I:928:VAL:CG2	1:I:1224:HIS:CG	2.92	0.52
1:K:1026:GLU:HG2	1:K:1041:ARG:HA	1.91	0.52
1:K:1177:GLY:CA	1:K:1197:GLY:HA3	2.27	0.52
1:K:137:GLN:NE2	1:K:173:LEU:HB3	2.23	0.52
1:K:317:CYS:SG	1:K:323:VAL:CG1	2.98	0.52
1:K:703:ASN:ND2	1:K:746:VAL:O	2.42	0.52
1:M:1176:HIS:CB	1:M:1218:THR:CB	2.77	0.52
1:M:1233:VAL:HG11	1:M:1243:ILE:CG1	2.28	0.52

*Continued on next page...*

*Continued from previous page...*

Atom-1	Atom-2	Interatomic distance (Å)	Clash overlap (Å)
1:M:639:LEU:H	1:M:653:ILE:HG23	1.70	0.52
1:M:902:ASP:HB3	2:N:72:LYS:NZ	2.23	0.52
3:O:38:SER:O	3:O:41:GLU:HG3	2.08	0.52
3:P:46:GLU:HB2	3:P:52:ARG:HG2	1.91	0.52
4:S:29:LEU:HD22	4:S:34:LEU:HD23	1.91	0.52
1:A:1026:GLU:HG2	1:A:1041:ARG:HA	1.92	0.52
1:A:986:GLU:HA	1:A:997:GLN:O	2.09	0.52
1:C:1151:ILE:H	1:C:1167:PRO:CD	2.19	0.52
1:C:525:GLU:O	1:C:528:GLU:HG2	2.05	0.52
1:C:928:VAL:CG2	1:C:1224:HIS:CG	2.92	0.52
2:D:18:HIS:NE2	7:D:201:HEM:CHD	2.72	0.52
1:C:147:PRO:HG3	1:E:121:GLN:CD	2.30	0.52
1:E:160:LYS:CB	1:E:160:LYS:NZ	2.73	0.52
1:E:703:ASN:ND2	1:E:746:VAL:O	2.42	0.52
1:G:390:GLN:HB3	1:G:393:VAL:HG22	1.91	0.52
1:G:551:ASN:O	1:G:555:LEU:HB3	2.08	0.52
1:G:762:SER:OG	1:G:764:ASP:OD1	2.25	0.52
1:G:926:VAL:CG1	1:G:938:LEU:O	2.57	0.52
1:I:1029:VAL:HG11	1:I:1073:ILE:HA	1.90	0.52
1:I:143:LEU:CD2	1:I:143:LEU:H	2.21	0.52
1:I:513:LYS:CE	1:I:522:LEU:HG	2.40	0.52
1:I:537:ASP:HA	1:I:540:VAL:HG23	1.92	0.52
1:I:845:TYR:HB3	1:I:858:ALA:HB3	1.92	0.52
1:M:143:LEU:CD2	1:M:143:LEU:H	2.21	0.52
1:M:480:CYS:HA	1:M:483:TRP:HD1	1.73	0.52
1:M:513:LYS:CE	1:M:522:LEU:HG	2.40	0.52
1:M:597:TRP:HZ2	1:M:603:ILE:HG12	1.71	0.52
1:M:778:ARG:HG2	1:M:779:LYS:HG3	1.91	0.52
3:R:26:MET:O	3:R:30:ILE:HG12	2.09	0.52
1:A:373:GLU:OE2	1:A:373:GLU:HA	2.09	0.52
1:A:390:GLN:OE1	1:A:489:TYR:HE2	1.92	0.52
1:C:246:TRP:CH2	1:C:370:ILE:HG22	2.45	0.52
1:C:473:LEU:CD1	1:C:480:CYS:HB3	2.40	0.52
1:C:564:VAL:HG11	1:C:583:GLN:CG	2.39	0.52
1:C:597:TRP:HA	1:C:1243:ILE:O	2.08	0.52
1:C:703:ASN:ND2	1:C:746:VAL:O	2.42	0.52
1:C:747:ASN:ND2	1:C:801:VAL:O	2.38	0.52
1:E:296:SER:O	1:E:300:ASN:N	2.42	0.52
1:E:849:SER:HB2	1:E:890:PHE:CZ	2.44	0.52
1:G:1220:LEU:CD2	1:G:1234:THR:CB	2.74	0.52
1:G:657:GLU:HB3	1:G:680:LYS:HD2	1.92	0.52

*Continued on next page...*

*Continued from previous page...*

Atom-1	Atom-2	Interatomic distance (Å)	Clash overlap (Å)
1:G:944:ARG:NE	1:G:961:GLU:O	2.39	0.52
1:I:1200:LYS:C	1:I:1202:TRP:CE3	2.80	0.52
1:I:246:TRP:CH2	1:I:370:ILE:HG22	2.45	0.52
1:I:344:GLN:CD	1:I:352:ARG:HG3	2.30	0.52
1:I:452:GLN:HB3	1:I:456:LEU:HD11	1.91	0.52
1:K:122:ARG:NE	1:K:126:PHE:CE2	2.78	0.52
1:K:260:ILE:HG13	1:K:260:ILE:O	2.06	0.52
1:K:505:PHE:HZ	1:K:540:VAL:CG1	2.17	0.52
1:M:1026:GLU:HG2	1:M:1041:ARG:HA	1.91	0.52
1:M:1212:THR:CG2	1:M:1213:PHE:H	2.12	0.52
1:M:1213:PHE:O	1:M:1214:TYR:CB	2.49	0.52
1:M:122:ARG:NE	1:M:126:PHE:CE2	2.78	0.52
1:M:487:LEU:HG	1:M:503:LEU:CD2	2.40	0.52
3:R:46:GLU:HB2	3:R:52:ARG:HG2	1.91	0.52
3:P:19:ASP:HB3	4:T:64:THR:CB	2.39	0.52
4:V:36:ARG:NH1	4:V:37:PRO:CD	2.60	0.52
1:A:206:LEU:HD21	1:A:235:HIS:HD2	1.75	0.52
1:A:525:GLU:HA	1:A:528:GLU:HG2	1.91	0.52
1:A:757:LEU:HB3	1:A:769:LEU:HD11	1.90	0.52
1:C:137:GLN:NE2	1:C:173:LEU:HB3	2.24	0.52
1:C:862:TYR:HE2	1:C:881:HIS:N	1.82	0.52
1:C:926:VAL:CG1	1:C:938:LEU:O	2.57	0.52
1:C:928:VAL:CG1	1:C:937:VAL:HA	2.28	0.52
1:E:1233:VAL:CA	1:E:1242:TYR:O	2.58	0.52
1:E:597:TRP:HA	1:E:1243:ILE:O	2.08	0.52
1:E:246:TRP:CH2	1:E:370:ILE:HG22	2.45	0.52
1:E:473:LEU:CD1	1:E:480:CYS:HB3	2.40	0.52
1:E:390:GLN:OE1	1:E:489:TYR:HE2	1.92	0.52
1:E:461:ILE:CD1	1:E:491:MET:HG3	2.40	0.52
1:G:106:ILE:HG22	1:G:107:THR:O	2.08	0.52
1:G:1149:GLY:N	1:G:1180:VAL:CG2	2.72	0.52
1:G:122:ARG:NE	1:G:126:PHE:CE2	2.78	0.52
1:I:849:SER:HB2	1:I:890:PHE:CZ	2.45	0.52
1:I:902:ASP:HB3	2:J:72:LYS:HZ2	1.72	0.52
1:I:884:TRP:CH2	2:J:81:ILE:HD11	2.44	0.52
1:K:1167:PRO:HA	1:K:1202:TRP:NE1	1.94	0.52
1:M:242:LEU:CD1	1:M:242:LEU:N	2.73	0.52
1:M:344:GLN:CD	1:M:352:ARG:HG3	2.30	0.52
1:M:473:LEU:CD1	1:M:480:CYS:HB3	2.39	0.52
1:M:525:GLU:HA	1:M:528:GLU:HG2	1.92	0.52
3:Q:22:THR:HG22	3:Q:56:LEU:HD12	1.90	0.52

*Continued on next page...*

*Continued from previous page...*

Atom-1	Atom-2	Interatomic distance (Å)	Clash overlap (Å)
1:A:1183:LEU:N	1:A:1183:LEU:CD1	2.73	0.52
1:A:121:GLN:CD	1:M:147:PRO:HG3	2.30	0.52
1:A:849:SER:HB2	1:A:890:PHE:CZ	2.45	0.52
1:A:903:ASP:O	1:A:904:GLN:CB	2.57	0.52
1:A:902:ASP:HB3	2:B:72:LYS:NZ	2.24	0.52
1:C:845:TYR:HB3	1:C:858:ALA:HB3	1.92	0.52
1:C:986:GLU:HA	1:C:997:GLN:O	2.09	0.52
2:D:103:ASN:C	2:D:104:GLU:O	2.46	0.52
1:E:1149:GLY:N	1:E:1180:VAL:CG2	2.72	0.52
1:E:1200:LYS:O	1:E:1202:TRP:HZ3	1.81	0.52
1:G:487:LEU:HG	1:G:503:LEU:CD2	2.40	0.52
1:G:564:VAL:HG11	1:G:583:GLN:CG	2.39	0.52
1:I:554:LEU:CD1	1:I:1214:TYR:CE1	2.91	0.52
1:I:597:TRP:CH2	1:I:603:ILE:HG12	2.43	0.52
1:K:1029:VAL:HG11	1:K:1073:ILE:HA	1.90	0.52
1:K:296:SER:O	1:K:300:ASN:N	2.42	0.52
1:K:334:PHE:CB	1:K:337:ARG:CG	2.87	0.52
1:K:374:MET:CE	1:K:374:MET:CA	2.85	0.52
2:L:18:HIS:CE1	7:L:201:HEM:ND	2.76	0.52
1:M:1226:SER:OG	1:M:1227:PRO:HD2	2.09	0.52
1:M:334:PHE:CB	1:M:337:ARG:CG	2.87	0.52
1:M:505:PHE:HZ	1:M:540:VAL:CG1	2.17	0.52
1:M:849:SER:HB2	1:M:890:PHE:CZ	2.44	0.52
1:M:926:VAL:CG1	1:M:938:LEU:O	2.57	0.52
3:R:48:THR:HG21	4:S:41:GLU:CA	2.34	0.52
1:A:779:LYS:NZ	1:A:827:HIS:O	2.43	0.52
1:A:926:VAL:CG1	1:A:938:LEU:O	2.57	0.52
2:B:103:ASN:C	2:B:104:GLU:O	2.46	0.52
1:C:143:LEU:CD2	1:C:143:LEU:H	2.21	0.52
1:C:334:PHE:CB	1:C:337:ARG:CG	2.87	0.52
1:C:505:PHE:HZ	1:C:540:VAL:CG1	2.17	0.52
1:E:364:LEU:CD1	1:E:368:MET:HE1	2.29	0.52
1:E:416:GLN:CA	1:E:416:GLN:NE2	2.73	0.52
1:E:487:LEU:HG	1:E:503:LEU:CD2	2.40	0.52
1:G:1029:VAL:HG11	1:G:1073:ILE:HA	1.90	0.52
1:G:298:PHE:CZ	1:G:325:SER:HA	2.42	0.52
1:G:480:CYS:HA	1:G:483:TRP:HD1	1.73	0.52
1:I:1239:GLY:O	1:I:1240:ILE:HB	2.09	0.52
1:I:147:PRO:HG3	1:K:121:GLN:CD	2.30	0.52
1:I:260:ILE:O	1:I:260:ILE:HG13	2.05	0.52
1:I:505:PHE:CZ	1:I:540:VAL:CG1	2.90	0.52

*Continued on next page...*

*Continued from previous page...*

Atom-1	Atom-2	Interatomic distance (Å)	Clash overlap (Å)
1:I:657:GLU:HB3	1:I:680:LYS:HD2	1.92	0.52
1:I:714:LEU:HB3	1:I:730:LEU:HB2	1.90	0.52
1:K:174:LEU:HD23	1:K:175:GLU:HA	1.92	0.52
1:K:373:GLU:HA	1:K:373:GLU:OE2	2.09	0.52
1:K:416:GLN:CA	1:K:416:GLN:NE2	2.73	0.52
1:K:480:CYS:HA	1:K:483:TRP:HD1	1.73	0.52
1:K:837:THR:HG21	1:K:843:ILE:HD11	1.92	0.52
3:O:1:MET:N	3:O:6:ARG:NH2	2.56	0.52
4:U:17:VAL:O	4:U:51:ARG:NH2	2.41	0.52
4:U:68:GLN:O	4:U:72:LEU:HB2	2.10	0.52
1:A:1187:PRO:HD3	1:A:1229:PHE:CG	2.45	0.52
1:A:505:PHE:CZ	1:A:540:VAL:CG1	2.90	0.52
1:C:496:MET:HA	1:C:496:MET:HE3	1.90	0.52
1:E:1149:GLY:CA	1:E:1180:VAL:CG2	2.77	0.52
1:E:122:ARG:NE	1:E:126:PHE:CE2	2.78	0.52
1:E:242:LEU:CD1	1:E:242:LEU:N	2.73	0.52
1:E:334:PHE:CB	1:E:337:ARG:CG	2.87	0.52
1:E:146:GLU:HG2	1:G:111:ARG:NH1	2.19	0.52
1:G:879:ARG:HB3	1:G:921:MET:HE2	1.84	0.52
1:I:1149:GLY:CA	1:I:1180:VAL:CG2	2.79	0.52
1:I:317:CYS:SG	1:I:323:VAL:CG1	2.98	0.52
1:I:374:MET:CA	1:I:374:MET:CE	2.85	0.52
1:I:390:GLN:OE1	1:I:489:TYR:HE2	1.92	0.52
1:K:246:TRP:CH2	1:K:370:ILE:HG22	2.45	0.52
1:K:389:LEU:HD21	1:K:395:VAL:CG2	2.40	0.52
1:K:525:GLU:HA	1:K:528:GLU:HG2	1.91	0.52
1:K:884:TRP:CH2	2:L:81:ILE:HD11	2.44	0.52
1:K:986:GLU:HA	1:K:997:GLN:O	2.09	0.52
1:M:567:GLY:O	1:M:569:CYS:N	2.41	0.52
2:N:18:HIS:NE2	7:N:201:HEM:CHD	2.72	0.52
4:T:29:LEU:HD22	4:T:34:LEU:HD23	1.91	0.52
1:A:1018:LEU:HB3	1:A:1030:TRP:O	2.08	0.52
1:A:1233:VAL:HA	1:A:1242:TYR:O	2.09	0.52
1:A:334:PHE:CB	1:A:337:ARG:CD	2.87	0.52
1:A:637:LYS:CA	1:A:660:VAL:HG23	2.36	0.52
1:C:537:ASP:HA	1:C:540:VAL:HG23	1.92	0.52
1:C:598:ILE:O	1:C:598:ILE:HG13	2.10	0.52
1:E:1029:VAL:HG11	1:E:1073:ILE:HA	1.90	0.52
1:E:1187:PRO:HD3	1:E:1229:PHE:CG	2.45	0.52
1:E:179:PRO:CD	1:E:237:ARG:HH12	2.13	0.52
1:E:970:SER:OG	1:E:973:LEU:O	2.24	0.52

*Continued on next page...*

*Continued from previous page...*

Atom-1	Atom-2	Interatomic distance (Å)	Clash overlap (Å)
1:G:1200:LYS:CG	1:G:1211:GLN:HB3	2.32	0.52
1:G:160:LYS:NZ	1:G:160:LYS:CB	2.73	0.52
1:G:334:PHE:CB	1:G:337:ARG:CG	2.87	0.52
1:I:206:LEU:HD21	1:I:235:HIS:HD2	1.75	0.52
1:I:334:PHE:CB	1:I:337:ARG:CG	2.87	0.52
1:I:779:LYS:NZ	1:I:827:HIS:O	2.43	0.52
1:K:1236:ASP:N	1:K:1236:ASP:OD1	2.43	0.52
1:K:1247:LEU:CD1	1:K:1248:GLU:N	2.73	0.52
1:K:206:LEU:HD21	1:K:235:HIS:HD2	1.75	0.52
1:K:390:GLN:OE1	1:K:489:TYR:HE2	1.92	0.52
1:K:513:LYS:CE	1:K:522:LEU:HG	2.40	0.52
1:K:657:GLU:HB3	1:K:680:LYS:HD2	1.92	0.52
1:M:1187:PRO:CG	1:M:1229:PHE:HB3	2.40	0.52
1:K:147:PRO:HG3	1:M:121:GLN:CD	2.30	0.52
1:M:1233:VAL:CA	1:M:1242:TYR:O	2.58	0.52
1:M:537:ASP:HA	1:M:540:VAL:HG23	1.92	0.52
4:V:68:GLN:O	4:V:72:LEU:HB2	2.10	0.52
1:A:1031:ASN:HB3	1:A:1036:LYS:HB2	1.92	0.52
1:A:122:ARG:NE	1:A:126:PHE:CE2	2.78	0.52
1:A:318:LYS:HD3	1:A:439:ASP:CB	2.40	0.52
1:A:452:GLN:HB3	1:A:456:LEU:HD11	1.91	0.52
2:B:18:HIS:CE1	7:B:201:HEM:ND	2.76	0.52
1:C:373:GLU:OE2	1:C:373:GLU:HA	2.09	0.52
1:C:389:LEU:HD21	1:C:395:VAL:CG2	2.40	0.52
1:C:452:GLN:HB3	1:C:456:LEU:HD11	1.91	0.52
1:E:1031:ASN:HB3	1:E:1036:LYS:HB2	1.92	0.52
1:E:554:LEU:CD1	1:E:1214:TYR:CE1	2.91	0.52
1:E:1233:VAL:CB	1:E:1242:TYR:O	2.54	0.52
1:E:317:CYS:SG	1:E:323:VAL:CG1	2.98	0.52
1:E:327:ILE:HD13	1:E:353:ILE:CG2	2.40	0.52
1:E:373:GLU:OE2	1:E:373:GLU:HA	2.09	0.52
1:E:597:TRP:CH2	1:E:603:ILE:HG12	2.43	0.52
1:G:1187:PRO:HD3	1:G:1229:PHE:CG	2.45	0.52
1:G:1233:VAL:CA	1:G:1242:TYR:O	2.58	0.52
2:H:18:HIS:NE2	7:H:201:HEM:CHD	2.72	0.52
1:I:1067:VAL:N	1:I:1081:PHE:O	2.40	0.52
1:I:108:SER:O	1:I:111:ARG:HG2	2.07	0.52
1:I:180:GLY:H	1:I:237:ARG:HB3	1.75	0.52
1:I:487:LEU:HG	1:I:503:LEU:CD2	2.40	0.52
1:I:926:VAL:HB	1:I:938:LEU:O	2.10	0.52
1:K:1233:VAL:CA	1:K:1242:TYR:O	2.58	0.52

*Continued on next page...*

*Continued from previous page...*

Atom-1	Atom-2	Interatomic distance (Å)	Clash overlap (Å)
1:K:778:ARG:HG2	1:K:779:LYS:HG3	1.91	0.52
1:M:903:ASP:O	1:M:904:GLN:CB	2.56	0.52
3:R:47:PRO:HA	4:S:45:ARG:CG	2.39	0.52
1:A:242:LEU:N	1:A:242:LEU:CD1	2.73	0.51
1:A:487:LEU:HG	1:A:503:LEU:CD2	2.40	0.51
1:A:513:LYS:CE	1:A:522:LEU:HG	2.40	0.51
1:C:1031:ASN:HB3	1:C:1036:LYS:HB2	1.92	0.51
1:C:837:THR:HG21	1:C:843:ILE:HD11	1.91	0.51
1:E:1026:GLU:HG2	1:E:1041:ARG:HA	1.91	0.51
1:E:344:GLN:CD	1:E:352:ARG:HG3	2.30	0.51
1:E:945:ARG:HG2	1:E:946:LEU:HG	1.92	0.51
1:G:389:LEU:HD21	1:G:395:VAL:CG2	2.40	0.51
1:G:525:GLU:HA	1:G:528:GLU:HG2	1.91	0.51
1:G:554:LEU:CD1	1:G:1214:TYR:CE1	2.91	0.51
1:G:597:TRP:CH2	1:G:603:ILE:HG12	2.43	0.51
1:I:1187:PRO:HD3	1:I:1229:PHE:CG	2.45	0.51
1:I:528:GLU:O	1:I:532:ILE:HG22	2.10	0.51
1:I:564:VAL:HG11	1:I:583:GLN:CG	2.39	0.51
1:I:762:SER:OG	1:I:764:ASP:OD1	2.26	0.51
1:K:1213:PHE:O	1:K:1214:TYR:CB	2.49	0.51
1:M:246:TRP:CH2	1:M:370:ILE:HG22	2.45	0.51
1:M:657:GLU:HB3	1:M:680:LYS:HD2	1.92	0.51
1:M:884:TRP:CZ3	1:M:885:VAL:O	2.64	0.51
1:M:945:ARG:HG2	1:M:946:LEU:HG	1.92	0.51
3:Q:21:LYS:HZ1	4:U:61:ASP:CG	2.14	0.51
4:U:13:ARG:NH2	4:U:60:ILE:HG13	2.25	0.51
1:A:125:VAL:HG12	1:A:125:VAL:O	2.11	0.51
1:A:461:ILE:CD1	1:A:491:MET:HG3	2.40	0.51
1:A:597:TRP:HZ2	1:A:603:ILE:HG12	1.70	0.51
1:C:1187:PRO:CG	1:C:1229:PHE:HB3	2.40	0.51
1:C:1233:VAL:HA	1:C:1242:TYR:O	2.09	0.51
1:C:487:LEU:HG	1:C:503:LEU:CD2	2.40	0.51
1:C:513:LYS:CE	1:C:522:LEU:HG	2.40	0.51
1:E:452:GLN:HB3	1:E:456:LEU:HD11	1.91	0.51
1:E:513:LYS:CE	1:E:522:LEU:HG	2.40	0.51
1:E:537:ASP:HA	1:E:540:VAL:HG23	1.91	0.51
1:G:242:LEU:N	1:G:242:LEU:CD1	2.73	0.51
1:G:513:LYS:CE	1:G:522:LEU:HG	2.40	0.51
1:G:926:VAL:HB	1:G:938:LEU:O	2.10	0.51
1:G:945:ARG:HG2	1:G:946:LEU:HG	1.92	0.51
1:I:122:ARG:NE	1:I:126:PHE:CE2	2.78	0.51

*Continued on next page...*

*Continued from previous page...*

Atom-1	Atom-2	Interatomic distance (Å)	Clash overlap (Å)
1:I:390:GLN:HB3	1:I:393:VAL:HG22	1.91	0.51
1:I:473:LEU:CD1	1:I:480:CYS:HB3	2.39	0.51
1:I:598:ILE:O	1:I:598:ILE:HG13	2.10	0.51
1:K:1151:ILE:H	1:K:1167:PRO:CD	2.20	0.51
1:K:242:LEU:CD1	1:K:242:LEU:N	2.73	0.51
1:K:461:ILE:CD1	1:K:491:MET:HG3	2.40	0.51
1:K:554:LEU:CD1	1:K:1214:TYR:CE1	2.91	0.51
1:K:598:ILE:O	1:K:598:ILE:HG13	2.10	0.51
1:K:747:ASN:ND2	1:K:801:VAL:O	2.38	0.51
1:K:845:TYR:HB3	1:K:858:ALA:HB3	1.92	0.51
1:K:879:ARG:CB	1:K:921:MET:CE	2.73	0.51
1:M:1247:LEU:CD1	1:M:1248:GLU:N	2.73	0.51
1:M:296:SER:O	1:M:300:ASN:N	2.42	0.51
1:M:416:GLN:NE2	1:M:416:GLN:CA	2.73	0.51
3:O:48:THR:HG22	3:P:41:GLU:OE2	1.96	0.51
4:S:70:LEU:O	4:S:74:ILE:HG13	2.10	0.51
1:A:173:LEU:N	3:W:7:ASN:ND2	2.58	0.51
1:A:845:TYR:HB3	1:A:858:ALA:HB3	1.92	0.51
1:C:1187:PRO:HD3	1:C:1229:PHE:CG	2.45	0.51
1:C:390:GLN:HB3	1:C:393:VAL:HG22	1.91	0.51
1:C:461:ILE:CD1	1:C:491:MET:HG3	2.40	0.51
1:E:1151:ILE:H	1:E:1167:PRO:CD	2.20	0.51
1:E:1239:GLY:O	1:E:1240:ILE:HB	2.08	0.51
1:E:389:LEU:HD21	1:E:395:VAL:CG2	2.40	0.51
1:G:206:LEU:HD21	1:G:235:HIS:HD2	1.75	0.51
1:G:332:ARG:NH1	1:G:332:ARG:CG	2.73	0.51
1:G:385:ASP:OD2	1:G:403:LEU:HD11	2.11	0.51
1:G:537:ASP:HA	1:G:540:VAL:HG23	1.92	0.51
1:I:1026:GLU:HG2	1:I:1041:ARG:HA	1.92	0.51
1:I:398:LYS:O	1:I:402:ILE:HG12	2.10	0.51
1:K:160:LYS:CB	1:K:160:LYS:NZ	2.73	0.51
1:K:398:LYS:O	1:K:402:ILE:HG12	2.10	0.51
1:K:487:LEU:HG	1:K:503:LEU:CD2	2.40	0.51
1:M:1187:PRO:HD3	1:M:1229:PHE:CG	2.45	0.51
1:M:327:ILE:HD13	1:M:353:ILE:CG2	2.41	0.51
1:M:528:GLU:O	1:M:532:ILE:HG22	2.10	0.51
1:M:554:LEU:CD1	1:M:1214:TYR:CE1	2.91	0.51
3:O:22:THR:HG22	3:O:56:LEU:HD12	1.91	0.51
4:U:8:LEU:HD22	4:U:8:LEU:O	2.10	0.51
1:A:147:PRO:HG3	1:C:121:GLN:CD	2.30	0.51
1:A:389:LEU:HD21	1:A:395:VAL:CG2	2.40	0.51

*Continued on next page...*



*Continued from previous page...*

Atom-1	Atom-2	Interatomic distance (Å)	Clash overlap (Å)
1:A:453:LEU:HD11	1:A:454:GLN:NE2	2.00	0.51
1:C:174:LEU:HD23	1:C:175:GLU:HA	1.92	0.51
1:C:206:LEU:HD21	1:C:235:HIS:HD2	1.75	0.51
1:C:296:SER:O	1:C:300:ASN:N	2.42	0.51
1:C:431:LYS:HZ3	1:E:336:ASN:CB	2.12	0.51
1:E:528:GLU:O	1:E:532:ILE:HG22	2.10	0.51
1:E:597:TRP:CZ2	1:E:603:ILE:CG1	2.94	0.51
1:E:657:GLU:HB3	1:E:680:LYS:HD2	1.92	0.51
1:E:837:THR:HG21	1:E:843:ILE:HD11	1.92	0.51
1:E:926:VAL:HB	1:E:938:LEU:O	2.10	0.51
1:G:1168:LEU:HD11	1:G:1171:GLU:CG	2.41	0.51
1:G:327:ILE:HD13	1:G:353:ILE:CG2	2.41	0.51
1:G:496:MET:HE3	1:G:496:MET:HA	1.91	0.51
1:K:327:ILE:HD13	1:K:353:ILE:CG2	2.41	0.51
1:K:528:GLU:O	1:K:532:ILE:HG22	2.10	0.51
1:K:945:ARG:HG2	1:K:946:LEU:HG	1.92	0.51
1:M:1164:LEU:CD1	1:M:1164:LEU:H	2.17	0.51
1:M:1200:LYS:HG3	1:M:1211:GLN:HB2	1.91	0.51
1:M:229:ILE:HG22	1:M:233:ARG:CD	2.28	0.51
1:M:385:ASP:OD2	1:M:403:LEU:HD11	2.11	0.51
1:M:529:TYR:HA	1:M:532:ILE:HG21	1.93	0.51
1:M:845:TYR:HB3	1:M:858:ALA:HB3	1.92	0.51
1:M:926:VAL:HB	1:M:938:LEU:O	2.10	0.51
3:Q:28:HIS:CE1	4:T:14:LEU:CD1	2.91	0.51
4:T:8:LEU:HD12	4:T:70:LEU:HD11	1.92	0.51
4:U:70:LEU:O	4:U:74:ILE:HG13	2.11	0.51
1:A:137:GLN:NE2	1:A:173:LEU:HB3	2.24	0.51
1:A:229:ILE:HG22	1:A:233:ARG:CD	2.28	0.51
1:A:334:PHE:CB	1:A:337:ARG:CG	2.87	0.51
1:A:920:VAL:HG12	1:A:921:MET:N	2.25	0.51
1:C:1200:LYS:CD	1:C:1211:GLN:HB3	2.33	0.51
1:C:416:GLN:CA	1:C:416:GLN:NE2	2.73	0.51
1:E:327:ILE:HD13	1:E:353:ILE:HG21	1.92	0.51
1:G:1031:ASN:HB3	1:G:1036:LYS:HB2	1.92	0.51
1:G:1200:LYS:CD	1:G:1211:GLN:HB3	2.33	0.51
1:G:229:ILE:HG22	1:G:233:ARG:CD	2.28	0.51
1:G:180:GLY:H	1:G:237:ARG:HB3	1.76	0.51
1:G:246:TRP:CH2	1:G:370:ILE:HG22	2.45	0.51
1:G:505:PHE:HZ	1:G:540:VAL:CG1	2.17	0.51
1:G:625:GLU:HG3	1:G:667:THR:HA	1.93	0.51
1:I:1187:PRO:CG	1:I:1229:PHE:HB3	2.40	0.51

*Continued on next page...*

*Continued from previous page...*

Atom-1	Atom-2	Interatomic distance (Å)	Clash overlap (Å)
1:I:1233:VAL:CA	1:I:1242:TYR:O	2.58	0.51
1:I:125:VAL:HG12	1:I:125:VAL:O	2.11	0.51
1:I:242:LEU:CD1	1:I:242:LEU:N	2.73	0.51
1:I:244:ASP:O	1:I:245:VAL:HB	2.11	0.51
1:I:453:LEU:HD11	1:I:454:GLN:NE2	2.00	0.51
1:M:206:LEU:HD21	1:M:235:HIS:HD2	1.75	0.51
1:M:546:GLU:HB3	1:M:570:GLU:OE1	2.11	0.51
1:M:598:ILE:O	1:M:598:ILE:HG13	2.10	0.51
1:M:637:LYS:CA	1:M:660:VAL:HG23	2.36	0.51
4:S:68:GLN:O	4:S:72:LEU:HB2	2.10	0.51
1:A:1176:HIS:HB3	1:A:1218:THR:OG1	2.03	0.51
1:A:180:GLY:H	1:A:237:ARG:HB3	1.75	0.51
1:A:344:GLN:CD	1:A:352:ARG:HG3	2.30	0.51
1:A:327:ILE:HD13	1:A:353:ILE:CG2	2.40	0.51
1:A:621:ALA:HA	1:A:631:ALA:O	2.11	0.51
1:C:1236:ASP:OD1	1:C:1236:ASP:N	2.43	0.51
1:C:179:PRO:HD3	1:C:237:ARG:HH12	1.75	0.51
1:C:344:GLN:CD	1:C:352:ARG:HG3	2.30	0.51
1:C:364:LEU:CD1	1:C:368:MET:HE2	2.40	0.51
1:C:409:GLU:HG3	1:E:340:TYR:HH	1.70	0.51
1:C:561:PRO:O	1:C:563:ILE:N	2.44	0.51
1:C:667:THR:OG1	1:C:708:THR:O	2.29	0.51
1:C:849:SER:HB2	1:C:890:PHE:CZ	2.45	0.51
1:C:945:ARG:HG2	1:C:946:LEU:HG	1.92	0.51
1:E:374:MET:HE3	1:E:374:MET:HA	1.92	0.51
1:E:546:GLU:HB3	1:E:570:GLU:OE1	2.11	0.51
1:E:845:TYR:HB3	1:E:858:ALA:HB3	1.92	0.51
1:G:179:PRO:HD3	1:G:237:ARG:HH12	1.75	0.51
1:G:317:CYS:SG	1:G:323:VAL:CG1	2.98	0.51
1:G:398:LYS:O	1:G:402:ILE:HG12	2.10	0.51
1:G:416:GLN:CA	1:G:416:GLN:NE2	2.73	0.51
1:G:546:GLU:HB3	1:G:570:GLU:OE1	2.11	0.51
1:G:621:ALA:HA	1:G:631:ALA:O	2.11	0.51
1:G:845:TYR:HB3	1:G:858:ALA:HB3	1.92	0.51
1:G:903:ASP:O	1:G:904:GLN:CB	2.56	0.51
1:G:147:PRO:HG3	1:I:121:GLN:CD	2.30	0.51
1:I:389:LEU:HD21	1:I:395:VAL:CG2	2.40	0.51
1:I:923:LYS:CB	1:I:940:VAL:HG21	2.41	0.51
2:J:18:HIS:CE1	7:J:201:HEM:ND	2.77	0.51
1:K:1168:LEU:HD11	1:K:1171:GLU:CG	2.41	0.51
1:K:244:ASP:O	1:K:245:VAL:HB	2.11	0.51

*Continued on next page...*

*Continued from previous page...*

Atom-1	Atom-2	Interatomic distance (Å)	Clash overlap (Å)
1:K:326:LEU:HD23	1:K:353:ILE:CG2	2.41	0.51
1:M:1031:ASN:HB3	1:M:1036:LYS:HB2	1.92	0.51
1:M:326:LEU:HD23	1:M:353:ILE:CG2	2.41	0.51
1:M:327:ILE:HD13	1:M:353:ILE:HG21	1.92	0.51
1:K:431:LYS:HZ2	1:M:336:ASN:HB3	1.67	0.51
1:M:461:ILE:CD1	1:M:491:MET:HG3	2.40	0.51
3:R:68:TYR:CD1	3:R:91:ILE:HG22	2.46	0.51
4:T:70:LEU:O	4:T:74:ILE:HG13	2.10	0.51
4:V:70:LEU:O	4:V:74:ILE:HG13	2.11	0.51
4:Y:32:ARG:HD2	4:Y:76:CYS:SG	2.51	0.51
1:A:1200:LYS:HE3	1:A:1211:GLN:CD	2.31	0.51
1:A:528:GLU:O	1:A:532:ILE:HG22	2.10	0.51
1:A:546:GLU:HB3	1:A:570:GLU:OE1	2.11	0.51
1:C:122:ARG:NE	1:C:126:PHE:CE2	2.78	0.51
1:C:333:ASP:N	1:C:333:ASP:OD1	2.44	0.51
1:C:398:LYS:O	1:C:402:ILE:HG12	2.11	0.51
1:C:318:LYS:HD3	1:C:439:ASP:CB	2.41	0.51
1:E:1168:LEU:HD11	1:E:1171:GLU:CG	2.41	0.51
1:G:1026:GLU:HG2	1:G:1041:ARG:HA	1.91	0.51
1:G:461:ILE:CD1	1:G:491:MET:HG3	2.40	0.51
1:G:744:ASN:HB3	1:G:763:ALA:HB3	1.93	0.51
1:G:884:TRP:CZ3	1:G:885:VAL:O	2.64	0.51
1:I:1185:PHE:CD1	1:I:1192:LEU:CG	2.64	0.51
1:I:561:PRO:O	1:I:563:ILE:N	2.44	0.51
1:K:1212:THR:CG2	1:K:1213:PHE:H	2.12	0.51
1:K:125:VAL:O	1:K:125:VAL:HG12	2.11	0.51
1:K:849:SER:HB2	1:K:890:PHE:CZ	2.44	0.51
1:M:174:LEU:HD23	1:M:175:GLU:HA	1.92	0.51
1:M:318:LYS:HD3	1:M:439:ASP:CB	2.41	0.51
3:P:68:TYR:CD1	3:P:91:ILE:HG22	2.46	0.51
1:A:561:PRO:CB	1:A:1214:TYR:CD2	2.87	0.51
1:A:1233:VAL:CA	1:A:1242:TYR:O	2.58	0.51
1:A:561:PRO:O	1:A:563:ILE:N	2.44	0.51
1:C:180:GLY:H	1:C:237:ARG:HB3	1.75	0.51
1:E:744:ASN:HB3	1:E:763:ALA:HB3	1.93	0.51
1:E:884:TRP:CZ3	1:E:885:VAL:O	2.64	0.51
1:G:244:ASP:O	1:G:245:VAL:CB	2.59	0.51
1:G:528:GLU:O	1:G:532:ILE:HG22	2.11	0.51
1:G:529:TYR:HA	1:G:532:ILE:HG21	1.93	0.51
1:G:597:TRP:CZ2	1:G:603:ILE:CG1	2.94	0.51
1:G:667:THR:OG1	1:G:708:THR:O	2.29	0.51

*Continued on next page...*

*Continued from previous page...*

Atom-1	Atom-2	Interatomic distance (Å)	Clash overlap (Å)
1:I:1200:LYS:HE3	1:I:1211:GLN:HB3	1.11	0.51
1:I:327:ILE:HD13	1:I:353:ILE:CG2	2.41	0.51
1:I:353:ILE:O	1:I:354:ARG:HG2	2.11	0.51
1:I:385:ASP:OD2	1:I:403:LEU:HD11	2.11	0.51
1:I:416:GLN:CA	1:I:416:GLN:NE2	2.73	0.51
1:I:525:GLU:HA	1:I:528:GLU:HG2	1.92	0.51
1:I:667:THR:OG1	1:I:708:THR:O	2.29	0.51
1:I:882:LEU:CD2	1:I:882:LEU:N	2.39	0.51
1:K:1228:ASP:O	1:K:1229:PHE:CB	2.59	0.51
1:K:344:GLN:CD	1:K:352:ARG:HG3	2.30	0.51
1:K:546:GLU:HB3	1:K:570:GLU:OE1	2.11	0.51
1:K:884:TRP:CZ3	1:K:885:VAL:O	2.64	0.51
1:M:1149:GLY:CA	1:M:1180:VAL:CG2	2.82	0.51
1:M:398:LYS:O	1:M:402:ILE:HG12	2.10	0.51
1:M:564:VAL:HG11	1:M:583:GLN:CG	2.39	0.51
1:A:175:GLU:HG2	3:P:4:LYS:NZ	2.25	0.51
3:Q:29:MET:O	3:Q:32:ASP:N	2.43	0.51
3:R:47:PRO:HB2	4:S:45:ARG:HB2	1.83	0.51
4:T:10:ARG:O	4:T:13:ARG:HB2	2.10	0.51
4:U:13:ARG:HD2	4:U:17:VAL:CG1	2.41	0.51
1:A:557:ARG:NH2	1:A:1174:ALA:CB	2.74	0.51
1:A:246:TRP:CH2	1:A:370:ILE:HG22	2.45	0.51
1:A:298:PHE:CZ	1:A:325:SER:HA	2.42	0.51
1:A:347:ASN:C	1:A:348:LYS:HG2	2.31	0.51
1:A:416:GLN:CA	1:A:416:GLN:NE2	2.73	0.51
1:C:1233:VAL:CA	1:C:1242:TYR:O	2.58	0.51
1:C:317:CYS:SG	1:C:323:VAL:CG1	2.98	0.51
1:C:327:ILE:HD13	1:C:353:ILE:HG21	1.92	0.51
1:C:353:ILE:O	1:C:354:ARG:HG2	2.11	0.51
1:C:744:ASN:HB3	1:C:763:ALA:HB3	1.93	0.51
1:C:926:VAL:HB	1:C:938:LEU:O	2.10	0.51
1:E:244:ASP:O	1:E:245:VAL:HB	2.11	0.51
1:E:244:ASP:O	1:E:245:VAL:CB	2.59	0.51
1:E:318:LYS:HD3	1:E:439:ASP:CB	2.40	0.51
1:E:334:PHE:CB	1:E:337:ARG:CD	2.87	0.51
1:E:595:LEU:HD13	1:E:1244:LEU:HD13	1.93	0.51
1:E:625:GLU:HG3	1:E:667:THR:HA	1.93	0.51
1:G:244:ASP:O	1:G:245:VAL:HB	2.11	0.51
1:G:333:ASP:OD1	1:G:333:ASP:N	2.44	0.51
1:G:374:MET:CE	1:G:374:MET:CA	2.85	0.51
1:G:595:LEU:HD13	1:G:1244:LEU:HD13	1.93	0.51

*Continued on next page...*

*Continued from previous page...*

Atom-1	Atom-2	Interatomic distance (Å)	Clash overlap (Å)
1:I:160:LYS:CB	1:I:160:LYS:NZ	2.73	0.51
1:I:546:GLU:HB3	1:I:570:GLU:OE1	2.11	0.51
1:K:149:TRP:CZ3	1:K:260:ILE:HD11	2.46	0.51
1:M:561:PRO:O	1:M:563:ILE:N	2.44	0.51
1:M:779:LYS:NZ	1:M:827:HIS:O	2.43	0.51
1:A:172:SER:C	3:W:7:ASN:HD22	2.14	0.51
1:A:537:ASP:HA	1:A:540:VAL:HG23	1.92	0.51
1:A:837:THR:HG21	1:A:843:ILE:HD11	1.92	0.51
1:A:853:HIS:O	1:A:869:THR:N	2.39	0.51
1:A:926:VAL:HB	1:A:938:LEU:O	2.10	0.51
1:E:1228:ASP:O	1:E:1229:PHE:CB	2.59	0.51
1:E:621:ALA:HA	1:E:631:ALA:O	2.11	0.51
1:G:149:TRP:CZ3	1:G:260:ILE:HD11	2.46	0.51
1:G:480:CYS:HA	1:G:483:TRP:CD1	2.46	0.51
1:I:149:TRP:CZ3	1:I:260:ILE:HD11	2.46	0.51
1:K:353:ILE:O	1:K:354:ARG:HG2	2.11	0.51
1:M:389:LEU:HD21	1:M:395:VAL:CG2	2.40	0.51
3:R:28:HIS:HE1	3:R:78:GLU:OE2	1.94	0.51
4:V:29:LEU:HD22	4:V:34:LEU:HD23	1.91	0.51
1:A:244:ASP:O	1:A:245:VAL:HB	2.11	0.50
1:A:326:LEU:HD23	1:A:353:ILE:CG2	2.41	0.50
1:A:398:LYS:O	1:A:402:ILE:HG12	2.10	0.50
1:A:598:ILE:O	1:A:598:ILE:HG13	2.10	0.50
1:A:744:ASN:HB3	1:A:763:ALA:HB3	1.93	0.50
1:C:242:LEU:CD1	1:C:242:LEU:N	2.73	0.50
1:C:246:TRP:C	1:C:247:ASP:OD1	2.50	0.50
1:C:347:ASN:C	1:C:348:LYS:HG2	2.31	0.50
1:C:621:ALA:HA	1:C:631:ALA:O	2.11	0.50
1:E:557:ARG:NH2	1:E:1174:ALA:CB	2.74	0.50
1:E:333:ASP:OD1	1:E:333:ASP:N	2.44	0.50
1:E:326:LEU:HD23	1:E:353:ILE:CG2	2.41	0.50
1:G:1151:ILE:H	1:G:1167:PRO:CD	2.19	0.50
1:G:1193:ILE:HG12	1:G:1201:TRP:CD1	2.46	0.50
1:G:137:GLN:NE2	1:G:173:LEU:HB3	2.23	0.50
1:G:174:LEU:HD23	1:G:175:GLU:HA	1.92	0.50
1:G:561:PRO:O	1:G:563:ILE:N	2.44	0.50
1:G:779:LYS:NZ	1:G:827:HIS:O	2.43	0.50
1:I:174:LEU:HD23	1:I:175:GLU:HA	1.92	0.50
1:I:179:PRO:HD3	1:I:237:ARG:HH12	1.75	0.50
1:I:480:CYS:HA	1:I:483:TRP:CD1	2.46	0.50
1:I:625:GLU:HG3	1:I:667:THR:HA	1.93	0.50

*Continued on next page...*

*Continued from previous page...*

Atom-1	Atom-2	Interatomic distance (Å)	Clash overlap (Å)
1:I:884:TRP:CZ3	1:I:885:VAL:O	2.64	0.50
1:K:1187:PRO:HD3	1:K:1229:PHE:CG	2.45	0.50
1:K:327:ILE:HD13	1:K:353:ILE:HG21	1.92	0.50
1:K:347:ASN:C	1:K:348:LYS:HG2	2.31	0.50
1:K:762:SER:OG	1:K:764:ASP:OD1	2.26	0.50
1:M:1067:VAL:N	1:M:1081:PHE:O	2.40	0.50
1:M:1200:LYS:HE3	1:M:1211:GLN:CD	2.31	0.50
1:M:179:PRO:HD3	1:M:237:ARG:HH12	1.75	0.50
1:M:781:ILE:HD11	1:M:826:ILE:HA	1.94	0.50
1:M:837:THR:HG21	1:M:843:ILE:HD11	1.92	0.50
3:Q:68:TYR:CD1	3:Q:91:ILE:HG22	2.46	0.50
4:T:68:GLN:O	4:T:72:LEU:HB2	2.10	0.50
1:A:1187:PRO:CG	1:A:1229:PHE:HB3	2.40	0.50
1:A:639:LEU:O	1:A:653:ILE:HG21	2.07	0.50
1:A:945:ARG:HG2	1:A:946:LEU:HG	1.92	0.50
1:C:1200:LYS:HE3	1:C:1211:GLN:CD	2.31	0.50
1:C:389:LEU:HD21	1:C:395:VAL:CG1	2.42	0.50
1:C:595:LEU:HD13	1:C:1244:LEU:HD13	1.93	0.50
1:E:1187:PRO:CG	1:E:1229:PHE:HB3	2.40	0.50
1:E:1236:ASP:N	1:E:1236:ASP:OD1	2.43	0.50
1:E:147:PRO:HG3	1:G:121:GLN:CD	2.30	0.50
1:E:149:TRP:CZ3	1:E:260:ILE:HD11	2.46	0.50
1:E:229:ILE:O	1:E:233:ARG:HG2	2.11	0.50
1:E:337:ARG:HD3	1:E:341:TYR:HE2	1.76	0.50
1:G:1228:ASP:O	1:G:1229:PHE:CB	2.59	0.50
1:G:1187:PRO:CG	1:G:1229:PHE:HB3	2.41	0.50
1:G:242:LEU:N	1:G:242:LEU:HD12	2.26	0.50
1:G:326:LEU:HD23	1:G:353:ILE:CG2	2.41	0.50
1:I:244:ASP:O	1:I:245:VAL:CB	2.59	0.50
1:I:318:LYS:HD3	1:I:439:ASP:CB	2.40	0.50
1:K:1201:TRP:CB	1:K:1210:SER:O	2.58	0.50
1:K:337:ARG:HD3	1:K:341:TYR:HE2	1.76	0.50
1:K:625:GLU:HG3	1:K:667:THR:HA	1.93	0.50
1:M:1183:LEU:N	1:M:1183:LEU:CD1	2.73	0.50
1:M:260:ILE:HG13	1:M:260:ILE:O	2.05	0.50
3:Q:28:HIS:NE2	4:T:14:LEU:CD1	2.67	0.50
4:U:7:ARG:HA	4:U:10:ARG:CZ	2.41	0.50
4:U:6:ARG:O	4:U:10:ARG:NH1	2.44	0.50
1:A:595:LEU:HD13	1:A:1244:LEU:HD13	1.94	0.50
1:A:160:LYS:NZ	1:A:160:LYS:CB	2.73	0.50
1:C:244:ASP:O	1:C:245:VAL:HB	2.11	0.50

*Continued on next page...*

*Continued from previous page...*

Atom-1	Atom-2	Interatomic distance (Å)	Clash overlap (Å)
1:C:326:LEU:HD23	1:C:353:ILE:CG2	2.41	0.50
1:C:528:GLU:O	1:C:532:ILE:HG22	2.10	0.50
1:C:884:TRP:CZ3	1:C:885:VAL:O	2.64	0.50
1:E:1176:HIS:HB2	1:E:1218:THR:HG23	1.84	0.50
1:E:137:GLN:NE2	1:E:173:LEU:HB3	2.24	0.50
1:E:353:ILE:O	1:E:354:ARG:HG2	2.11	0.50
1:E:398:LYS:O	1:E:402:ILE:HG12	2.11	0.50
1:E:480:CYS:HA	1:E:483:TRP:CD1	2.46	0.50
1:E:853:HIS:O	1:E:869:THR:N	2.39	0.50
1:G:327:ILE:HD13	1:G:353:ILE:HG21	1.92	0.50
1:G:337:ARG:HD3	1:G:341:TYR:HE2	1.77	0.50
1:G:353:ILE:O	1:G:354:ARG:HG2	2.11	0.50
1:G:318:LYS:HD3	1:G:439:ASP:CB	2.41	0.50
1:G:862:TYR:HE2	1:G:881:HIS:N	1.82	0.50
1:I:1212:THR:CG2	1:I:1213:PHE:H	2.12	0.50
1:I:1213:PHE:O	1:I:1214:TYR:CB	2.48	0.50
1:I:1247:LEU:CD1	1:I:1248:GLU:N	2.73	0.50
1:I:146:GLU:CG	1:K:111:ARG:HH11	2.15	0.50
1:I:837:THR:HG21	1:I:843:ILE:HD11	1.92	0.50
1:K:1031:ASN:HB3	1:K:1036:LYS:HB2	1.92	0.50
1:K:1228:ASP:O	1:K:1229:PHE:HB2	2.12	0.50
1:K:318:LYS:HD3	1:K:439:ASP:CB	2.41	0.50
1:K:529:TYR:HA	1:K:532:ILE:HG21	1.93	0.50
1:K:561:PRO:O	1:K:563:ILE:N	2.44	0.50
1:K:781:ILE:HD11	1:K:826:ILE:HA	1.94	0.50
1:K:926:VAL:HB	1:K:938:LEU:O	2.10	0.50
1:M:1168:LEU:HD11	1:M:1171:GLU:CG	2.41	0.50
1:M:246:TRP:C	1:M:247:ASP:OD1	2.50	0.50
1:M:347:ASN:C	1:M:348:LYS:HG2	2.31	0.50
1:M:479:ASP:CG	1:M:483:TRP:HE1	2.15	0.50
1:M:744:ASN:HB3	1:M:763:ALA:HB3	1.93	0.50
1:A:1168:LEU:HD11	1:A:1171:GLU:CG	2.41	0.50
1:A:1212:THR:CG2	1:A:1213:PHE:H	2.12	0.50
1:A:1213:PHE:O	1:A:1214:TYR:CB	2.49	0.50
1:A:229:ILE:O	1:A:233:ARG:HG2	2.11	0.50
1:A:353:ILE:O	1:A:354:ARG:HG2	2.11	0.50
1:C:229:ILE:O	1:C:233:ARG:HG2	2.12	0.50
1:C:327:ILE:HD13	1:C:353:ILE:CG2	2.40	0.50
1:C:657:GLU:HB3	1:C:680:LYS:HD2	1.92	0.50
1:E:1200:LYS:HE3	1:E:1211:GLN:CD	2.31	0.50
1:E:174:LEU:HD23	1:E:175:GLU:HA	1.92	0.50

*Continued on next page...*

*Continued from previous page...*

Atom-1	Atom-2	Interatomic distance (Å)	Clash overlap (Å)
1:E:246:TRP:C	1:E:247:ASP:OD1	2.50	0.50
1:E:347:ASN:C	1:E:348:LYS:HG2	2.31	0.50
1:E:385:ASP:OD2	1:E:403:LEU:HD11	2.11	0.50
7:F:201:HEM:HMC1	7:F:201:HEM:CBC	2.28	0.50
1:G:1228:ASP:O	1:G:1229:PHE:HB2	2.12	0.50
1:G:862:TYR:OH	1:G:881:HIS:N	2.45	0.50
1:I:1177:GLY:CA	1:I:1197:GLY:HA3	2.27	0.50
1:I:347:ASN:C	1:I:348:LYS:HG2	2.31	0.50
1:I:621:ALA:HA	1:I:631:ALA:O	2.11	0.50
1:I:781:ILE:HD11	1:I:826:ILE:HA	1.94	0.50
1:I:945:ARG:HG2	1:I:946:LEU:HG	1.93	0.50
1:K:1187:PRO:CG	1:K:1229:PHE:HB3	2.40	0.50
1:K:229:ILE:O	1:K:233:ARG:HG2	2.11	0.50
1:K:179:PRO:HD3	1:K:237:ARG:HH12	1.75	0.50
1:K:385:ASP:OD2	1:K:403:LEU:HD11	2.11	0.50
1:K:980:ASP:OD1	1:K:981:GLU:N	2.40	0.50
1:M:108:SER:HA	1:M:111:ARG:HD2	1.94	0.50
1:M:160:LYS:CB	1:M:160:LYS:NZ	2.73	0.50
1:M:244:ASP:O	1:M:245:VAL:HB	2.11	0.50
1:M:333:ASP:N	1:M:333:ASP:OD1	2.44	0.50
1:A:1153:ILE:HD11	1:A:1192:LEU:CD1	2.42	0.50
1:A:389:LEU:HD21	1:A:395:VAL:CG1	2.42	0.50
1:A:479:ASP:CG	1:A:483:TRP:HE1	2.15	0.50
1:A:523:ILE:HG12	1:A:548:LEU:HD13	1.94	0.50
1:A:567:GLY:O	1:A:569:CYS:N	2.41	0.50
1:A:595:LEU:HD22	1:A:1244:LEU:HD12	1.78	0.50
1:C:337:ARG:HD3	1:C:341:TYR:HE2	1.77	0.50
1:G:1200:LYS:HE3	1:G:1211:GLN:CD	2.32	0.50
1:G:473:LEU:CD1	1:G:480:CYS:HB3	2.39	0.50
1:G:557:ARG:NH2	1:G:1174:ALA:CB	2.74	0.50
1:G:837:THR:HG21	1:G:843:ILE:HD11	1.92	0.50
1:I:1168:LEU:HD11	1:I:1171:GLU:CG	2.41	0.50
1:I:246:TRP:C	1:I:247:ASP:OD1	2.50	0.50
1:I:347:ASN:O	1:I:348:LYS:CB	2.59	0.50
1:I:326:LEU:HD23	1:I:353:ILE:CG2	2.41	0.50
1:I:364:LEU:CD1	1:I:368:MET:HE2	2.42	0.50
1:I:903:ASP:O	1:I:904:GLN:CB	2.56	0.50
1:I:879:ARG:CB	1:I:921:MET:CE	2.73	0.50
1:K:108:SER:HA	1:K:111:ARG:HD2	1.94	0.50
1:K:1193:ILE:HG12	1:K:1201:TRP:CD1	2.47	0.50
1:K:480:CYS:HA	1:K:483:TRP:CD1	2.46	0.50

*Continued on next page...*



*Continued from previous page...*

Atom-1	Atom-2	Interatomic distance (Å)	Clash overlap (Å)
1:M:1228:ASP:O	1:M:1229:PHE:HB2	2.12	0.50
1:M:149:TRP:CZ3	1:M:260:ILE:HD11	2.46	0.50
1:M:340:TYR:OH	1:M:352:ARG:HD2	2.12	0.50
3:X:28:HIS:HA	4:Y:14:LEU:CD2	2.42	0.50
1:A:1171:GLU:CG	1:A:1172:GLY:N	2.68	0.50
1:A:1236:ASP:N	1:A:1236:ASP:OD1	2.43	0.50
1:A:244:ASP:O	1:A:245:VAL:CB	2.59	0.50
1:A:385:ASP:OD2	1:A:403:LEU:HD11	2.10	0.50
1:A:473:LEU:CD1	1:A:480:CYS:HB3	2.39	0.50
1:A:572:GLU:HA	1:A:572:GLU:OE1	2.11	0.50
1:C:108:SER:HA	1:C:111:ARG:HD2	1.94	0.50
1:C:149:TRP:CZ3	1:C:260:ILE:HD11	2.46	0.50
1:C:160:LYS:NZ	1:C:160:LYS:CB	2.73	0.50
1:C:385:ASP:OD2	1:C:403:LEU:HD11	2.11	0.50
1:C:572:GLU:OE1	1:C:572:GLU:HA	2.11	0.50
1:E:347:ASN:O	1:E:348:LYS:CB	2.59	0.50
1:E:374:MET:CE	1:E:374:MET:CA	2.85	0.50
1:E:564:VAL:HG11	1:E:583:GLN:CG	2.39	0.50
2:F:18:HIS:NE2	7:F:201:HEM:CHD	2.72	0.50
1:G:229:ILE:O	1:G:233:ARG:HG2	2.11	0.50
1:G:347:ASN:C	1:G:348:LYS:HG2	2.31	0.50
1:G:598:ILE:HG13	1:G:598:ILE:O	2.10	0.50
1:G:639:LEU:HD23	1:G:653:ILE:HD13	1.93	0.50
1:G:781:ILE:HD11	1:G:826:ILE:HA	1.93	0.50
1:I:1149:GLY:H	1:I:1180:VAL:CG2	2.24	0.50
1:I:1200:LYS:HE3	1:I:1211:GLN:CD	2.31	0.50
1:I:1228:ASP:O	1:I:1229:PHE:HB2	2.12	0.50
1:I:595:LEU:CD2	1:I:1244:LEU:CD1	2.48	0.50
1:K:1149:GLY:N	1:K:1180:VAL:CG2	2.74	0.50
1:K:340:TYR:OH	1:K:352:ARG:HD2	2.12	0.50
1:K:572:GLU:OE1	1:K:572:GLU:HA	2.11	0.50
1:M:180:GLY:H	1:M:237:ARG:HB3	1.75	0.50
1:M:244:ASP:O	1:M:245:VAL:CB	2.59	0.50
3:P:55:MET:O	3:P:59:MET:HG3	2.12	0.50
1:A:1136:SER:HB2	1:A:1139:SER:HB3	1.94	0.50
1:C:1168:LEU:HD11	1:C:1171:GLU:HG2	1.94	0.50
1:C:1168:LEU:HD11	1:C:1171:GLU:CG	2.41	0.50
1:C:125:VAL:HG12	1:C:125:VAL:O	2.11	0.50
1:C:244:ASP:O	1:C:245:VAL:CB	2.59	0.50
1:C:391:LYS:HA	1:C:442:VAL:HG21	1.94	0.50
1:E:389:LEU:HD21	1:E:395:VAL:CG1	2.42	0.50

*Continued on next page...*

*Continued from previous page...*

Atom-1	Atom-2	Interatomic distance (Å)	Clash overlap (Å)
1:E:561:PRO:O	1:E:563:ILE:N	2.44	0.50
1:E:507:LEU:CD1	1:E:579:GLN:HG2	2.42	0.50
1:G:1236:ASP:OD1	1:G:1236:ASP:N	2.43	0.50
1:G:347:ASN:O	1:G:348:LYS:CB	2.59	0.50
1:G:364:LEU:CD1	1:G:368:MET:HE1	2.28	0.50
7:H:201:HEM:HMC1	7:H:201:HEM:CBC	2.28	0.50
1:I:1153:ILE:HD11	1:I:1192:LEU:CD1	2.42	0.50
1:I:1193:ILE:HG12	1:I:1201:TRP:CD1	2.47	0.50
1:I:327:ILE:HD13	1:I:353:ILE:HG21	1.92	0.50
1:I:333:ASP:N	1:I:333:ASP:OD1	2.44	0.50
1:I:529:TYR:HA	1:I:532:ILE:HG21	1.93	0.50
1:K:1200:LYS:HE3	1:K:1211:GLN:CD	2.31	0.50
1:K:1200:LYS:HG3	1:K:1211:GLN:HB2	1.91	0.50
1:M:125:VAL:O	1:M:125:VAL:HG12	2.11	0.50
1:M:353:ILE:O	1:M:354:ARG:HG2	2.11	0.50
1:M:572:GLU:HA	1:M:572:GLU:OE1	2.12	0.50
3:O:68:TYR:CD1	3:O:91:ILE:HG22	2.46	0.50
4:U:8:LEU:HD12	4:U:70:LEU:HD11	1.94	0.50
4:Y:16:LEU:O	4:Y:20:LEU:HB2	2.12	0.50
1:A:1247:LEU:CD1	1:A:1248:GLU:N	2.73	0.50
1:A:143:LEU:N	1:A:143:LEU:CD2	2.75	0.50
1:A:179:PRO:HD3	1:A:237:ARG:HH12	1.75	0.50
1:A:317:CYS:SG	1:A:323:VAL:CG1	2.98	0.50
1:A:327:ILE:HD13	1:A:353:ILE:HG21	1.92	0.50
1:A:340:TYR:OH	1:A:352:ARG:HD2	2.12	0.50
1:A:557:ARG:HG3	1:A:558:GLN:N	2.27	0.50
1:A:923:LYS:CG	1:A:940:VAL:HG23	2.42	0.50
1:C:143:LEU:N	1:C:143:LEU:CD2	2.75	0.50
1:C:903:ASP:O	1:C:904:GLN:CB	2.57	0.50
1:E:1067:VAL:N	1:E:1081:PHE:O	2.40	0.50
1:E:108:SER:HA	1:E:111:ARG:HD2	1.94	0.50
1:E:561:PRO:CB	1:E:1214:TYR:CD2	2.86	0.50
1:E:1225:VAL:HG12	1:E:1229:PHE:HA	1.94	0.50
1:E:298:PHE:CZ	1:E:325:SER:HA	2.42	0.50
1:E:779:LYS:NZ	1:E:827:HIS:O	2.43	0.50
1:G:246:TRP:C	1:G:247:ASP:OD1	2.50	0.50
1:G:677:VAL:HG13	1:G:701:GLN:HG2	1.94	0.50
1:G:923:LYS:CB	1:G:940:VAL:HG21	2.41	0.50
1:I:1031:ASN:HB3	1:I:1036:LYS:HB2	1.93	0.50
1:I:332:ARG:NH1	1:I:332:ARG:CG	2.73	0.50
1:I:607:SER:CB	1:I:907:ARG:HG2	2.42	0.50

*Continued on next page...*

*Continued from previous page...*

Atom-1	Atom-2	Interatomic distance (Å)	Clash overlap (Å)
1:K:244:ASP:O	1:K:245:VAL:CB	2.59	0.50
1:K:347:ASN:O	1:K:348:LYS:CB	2.59	0.50
1:K:570:GLU:CG	1:K:571:PRO:HD2	2.42	0.50
1:M:229:ILE:O	1:M:233:ARG:HG2	2.11	0.50
1:M:489:TYR:C	1:M:489:TYR:CD1	2.85	0.50
1:M:677:VAL:HG13	1:M:701:GLN:HG2	1.94	0.50
3:P:28:HIS:HE1	3:P:78:GLU:OE2	1.94	0.50
1:K:176:GLY:CA	3:Q:3:ALA:HB1	2.41	0.50
1:A:149:TRP:CZ3	1:A:260:ILE:HD11	2.46	0.50
1:A:246:TRP:C	1:A:247:ASP:OD1	2.50	0.50
1:A:677:VAL:HG13	1:A:701:GLN:HG2	1.94	0.50
1:A:747:ASN:ND2	1:A:801:VAL:O	2.38	0.50
1:A:884:TRP:CZ3	1:A:885:VAL:O	2.64	0.50
1:C:479:ASP:CG	1:C:483:TRP:HE1	2.15	0.50
1:C:779:LYS:NZ	1:C:827:HIS:O	2.43	0.50
1:E:1153:ILE:HD11	1:E:1192:LEU:CD1	2.42	0.50
1:E:125:VAL:O	1:E:125:VAL:HG12	2.11	0.50
1:E:572:GLU:OE1	1:E:572:GLU:HA	2.11	0.50
1:G:607:SER:CB	1:G:907:ARG:HG2	2.42	0.50
1:G:636:ASP:C	1:G:637:LYS:CG	2.74	0.50
1:G:747:ASN:ND2	1:G:801:VAL:O	2.38	0.50
1:I:1200:LYS:HG3	1:I:1211:GLN:HB2	1.91	0.50
1:I:143:LEU:CD2	1:I:143:LEU:N	2.75	0.50
1:I:862:TYR:OH	1:I:881:HIS:N	2.45	0.50
1:K:391:LYS:HA	1:K:442:VAL:HG21	1.94	0.50
1:K:473:LEU:HD21	1:K:484:TYR:OH	2.11	0.50
1:M:1153:ILE:HD11	1:M:1192:LEU:CD1	2.42	0.50
1:M:389:LEU:HD21	1:M:395:VAL:CG1	2.41	0.50
1:M:557:ARG:NH2	1:M:1174:ALA:CB	2.74	0.50
1:G:116:GLU:OE2	3:O:6:ARG:NH2	2.45	0.50
3:P:27:ASP:CB	4:S:14:LEU:HD23	2.42	0.50
1:A:108:SER:HA	1:A:111:ARG:HD2	1.94	0.49
1:A:1181:THR:HG21	1:A:1221:LYS:CA	2.39	0.49
1:A:1228:ASP:O	1:A:1229:PHE:CB	2.59	0.49
1:A:1187:PRO:HG2	1:A:1229:PHE:CB	2.42	0.49
1:A:174:LEU:HD23	1:A:175:GLU:HA	1.93	0.49
1:A:245:VAL:C	1:A:246:TRP:CD1	2.86	0.49
1:A:391:LYS:HA	1:A:442:VAL:HG21	1.94	0.49
1:A:489:TYR:C	1:A:489:TYR:CD1	2.85	0.49
1:A:507:LEU:CD1	1:A:579:GLN:HG2	2.42	0.49
1:C:1153:ILE:HD11	1:C:1192:LEU:CD1	2.42	0.49

*Continued on next page...*

*Continued from previous page...*

Atom-1	Atom-2	Interatomic distance (Å)	Clash overlap (Å)
1:C:523:ILE:HG12	1:C:548:LEU:HD13	1.94	0.49
1:E:598:ILE:O	1:E:598:ILE:HG13	2.10	0.49
1:G:1136:SER:HB2	1:G:1139:SER:HB3	1.94	0.49
1:G:572:GLU:HA	1:G:572:GLU:OE1	2.11	0.49
1:I:1136:SER:HB2	1:I:1139:SER:HB3	1.94	0.49
1:I:1201:TRP:CB	1:I:1210:SER:O	2.58	0.49
1:I:389:LEU:HD21	1:I:395:VAL:CG1	2.42	0.49
1:I:391:LYS:HA	1:I:442:VAL:HG21	1.94	0.49
1:I:461:ILE:CD1	1:I:491:MET:HG3	2.40	0.49
1:K:246:TRP:C	1:K:247:ASP:OD1	2.50	0.49
1:K:389:LEU:HD21	1:K:395:VAL:CG1	2.42	0.49
1:M:347:ASN:O	1:M:348:LYS:CB	2.59	0.49
1:M:607:SER:CB	1:M:907:ARG:HG2	2.42	0.49
3:Q:10:LEU:HD23	3:Q:13:ARG:HD2	1.94	0.49
3:R:55:MET:O	3:R:59:MET:HG3	2.12	0.49
1:A:138:GLN:NE2	1:A:139:LYS:N	2.60	0.49
1:A:480:CYS:HA	1:A:483:TRP:CD1	2.46	0.49
1:C:1228:ASP:O	1:C:1229:PHE:CB	2.59	0.49
1:C:237:ARG:CG	1:C:237:ARG:HH11	2.14	0.49
1:C:245:VAL:C	1:C:246:TRP:CD1	2.86	0.49
1:C:546:GLU:HB3	1:C:570:GLU:OE1	2.11	0.49
1:C:570:GLU:CG	1:C:571:PRO:HD2	2.42	0.49
1:C:597:TRP:HZ2	1:C:603:ILE:HG12	1.70	0.49
1:C:607:SER:CB	1:C:907:ARG:HG2	2.42	0.49
1:E:1168:LEU:HD11	1:E:1171:GLU:HG2	1.94	0.49
1:E:1247:LEU:CD1	1:E:1248:GLU:N	2.73	0.49
1:E:529:TYR:HA	1:E:532:ILE:HG21	1.93	0.49
1:E:557:ARG:HG3	1:E:558:GLN:N	2.28	0.49
1:E:570:GLU:CG	1:E:571:PRO:HD2	2.42	0.49
1:G:1187:PRO:HG2	1:G:1229:PHE:CB	2.42	0.49
1:G:143:LEU:N	1:G:143:LEU:CD2	2.75	0.49
1:G:245:VAL:C	1:G:246:TRP:CD1	2.86	0.49
1:I:138:GLN:NE2	1:I:139:LYS:N	2.60	0.49
1:I:337:ARG:HD3	1:I:341:TYR:HE2	1.76	0.49
1:M:1200:LYS:HG3	1:M:1211:GLN:O	2.12	0.49
1:M:595:LEU:HD13	1:M:1244:LEU:HD13	1.94	0.49
1:M:337:ARG:HD3	1:M:341:TYR:HE2	1.76	0.49
1:M:621:ALA:HA	1:M:631:ALA:O	2.11	0.49
1:M:923:LYS:CB	1:M:940:VAL:HG21	2.41	0.49
1:M:923:LYS:CG	1:M:940:VAL:HG23	2.42	0.49
3:P:10:LEU:HD23	3:P:13:ARG:HD2	1.94	0.49

*Continued on next page...*

*Continued from previous page...*

Atom-1	Atom-2	Interatomic distance (Å)	Clash overlap (Å)
4:S:7:ARG:HG3	4:S:7:ARG:HH11	1.77	0.49
1:A:1016:LYS:HA	1:A:1032:TRP:NE1	2.28	0.49
1:A:1193:ILE:HG12	1:A:1201:TRP:CD1	2.47	0.49
1:A:337:ARG:HD3	1:A:341:TYR:HE2	1.76	0.49
1:A:347:ASN:O	1:A:348:LYS:CB	2.59	0.49
1:A:607:SER:CB	1:A:907:ARG:HG2	2.42	0.49
1:A:862:TYR:HE2	1:A:881:HIS:N	1.82	0.49
1:C:1193:ILE:HG12	1:C:1201:TRP:CD1	2.47	0.49
1:C:1200:LYS:HG3	1:C:1211:GLN:O	2.13	0.49
1:C:1225:VAL:HG12	1:C:1229:PHE:HA	1.94	0.49
1:C:480:CYS:HA	1:C:483:TRP:CD1	2.46	0.49
1:C:557:ARG:HG3	1:C:558:GLN:N	2.28	0.49
1:C:625:GLU:HG3	1:C:667:THR:HA	1.93	0.49
1:C:781:ILE:HD11	1:C:826:ILE:HA	1.94	0.49
1:E:1136:SER:HB2	1:E:1139:SER:HB3	1.94	0.49
1:E:1193:ILE:HG12	1:E:1201:TRP:CD1	2.47	0.49
1:E:677:VAL:HG13	1:E:701:GLN:HG2	1.94	0.49
1:G:1153:ILE:HD11	1:G:1192:LEU:CD1	2.42	0.49
1:G:457:HIS:CD2	1:G:493:SER:HB2	2.47	0.49
1:I:507:LEU:CD1	1:I:579:GLN:HG2	2.42	0.49
1:K:1153:ILE:HD11	1:K:1192:LEU:CD1	2.42	0.49
1:K:332:ARG:CG	1:K:332:ARG:NH1	2.73	0.49
1:K:479:ASP:CG	1:K:483:TRP:HE1	2.15	0.49
1:K:507:LEU:CD1	1:K:579:GLN:HG2	2.42	0.49
1:K:548:LEU:O	1:K:551:ASN:N	2.45	0.49
1:M:1201:TRP:CB	1:M:1210:SER:O	2.58	0.49
1:M:143:LEU:CD2	1:M:143:LEU:N	2.75	0.49
1:M:317:CYS:SG	1:M:323:VAL:CG1	2.98	0.49
1:M:570:GLU:CG	1:M:571:PRO:HD2	2.42	0.49
1:M:862:TYR:OH	1:M:881:HIS:N	2.45	0.49
3:Q:28:HIS:CE1	4:T:14:LEU:CD2	2.95	0.49
3:R:48:THR:HG21	4:S:41:GLU:HB2	0.61	0.49
4:S:8:LEU:O	4:S:8:LEU:HD22	2.12	0.49
1:A:1176:HIS:HB2	1:A:1218:THR:HG23	1.82	0.49
1:A:591:GLY:O	1:A:592:MET:CB	2.56	0.49
1:C:1136:SER:HB2	1:C:1139:SER:HB3	1.94	0.49
1:C:347:ASN:O	1:C:348:LYS:CB	2.59	0.49
1:C:489:TYR:C	1:C:489:TYR:CD1	2.85	0.49
1:C:557:ARG:NH2	1:C:1174:ALA:CB	2.74	0.49
1:C:862:TYR:OH	1:C:881:HIS:N	2.45	0.49
1:C:879:ARG:CB	1:C:921:MET:CE	2.73	0.49

*Continued on next page...*

*Continued from previous page...*

Atom-1	Atom-2	Interatomic distance (Å)	Clash overlap (Å)
1:E:457:HIS:CD2	1:E:493:SER:HB2	2.48	0.49
1:E:862:TYR:OH	1:E:881:HIS:N	2.45	0.49
1:E:607:SER:CB	1:E:907:ARG:HG2	2.42	0.49
1:G:531:HIS:N	1:G:531:HIS:ND1	2.61	0.49
1:G:557:ARG:HG3	1:G:558:GLN:N	2.27	0.49
1:I:1228:ASP:O	1:I:1229:PHE:CB	2.59	0.49
1:I:237:ARG:CG	1:I:237:ARG:HH11	2.14	0.49
1:I:523:ILE:HG12	1:I:548:LEU:HD13	1.94	0.49
1:I:572:GLU:HA	1:I:572:GLU:OE1	2.11	0.49
1:I:639:LEU:HD23	1:I:653:ILE:HD13	1.93	0.49
1:K:245:VAL:C	1:K:246:TRP:CD1	2.86	0.49
1:K:920:VAL:HG12	1:K:921:MET:N	2.25	0.49
1:M:1193:ILE:HG12	1:M:1201:TRP:CD1	2.47	0.49
1:M:480:CYS:HA	1:M:483:TRP:CD1	2.46	0.49
3:O:10:LEU:HD23	3:O:13:ARG:HD2	1.94	0.49
3:O:28:HIS:HE1	3:O:78:GLU:OE2	1.95	0.49
1:A:175:GLU:HG2	3:P:4:LYS:HZ1	1.77	0.49
1:A:332:ARG:CG	1:A:332:ARG:NH1	2.73	0.49
1:A:781:ILE:HD11	1:A:826:ILE:HA	1.93	0.49
1:C:1136:SER:HA	1:C:1185:PHE:HD2	1.78	0.49
1:C:595:LEU:CD2	1:C:1244:LEU:CD1	2.48	0.49
1:C:332:ARG:CG	1:C:332:ARG:NH1	2.73	0.49
1:C:529:TYR:HA	1:C:532:ILE:HG21	1.93	0.49
1:C:543:ASN:CG	1:C:574:SER:CB	2.81	0.49
1:E:1228:ASP:O	1:E:1229:PHE:HB2	2.12	0.49
1:E:138:GLN:NE2	1:E:139:LYS:N	2.60	0.49
1:E:242:LEU:N	1:E:242:LEU:HD12	2.26	0.49
1:E:245:VAL:C	1:E:246:TRP:CD1	2.86	0.49
1:E:479:ASP:CG	1:E:483:TRP:HE1	2.15	0.49
1:G:1225:VAL:HG12	1:G:1229:PHE:HA	1.94	0.49
1:G:389:LEU:HD21	1:G:395:VAL:CG1	2.42	0.49
1:G:394:LYS:CB	1:G:434:ARG:CB	2.80	0.49
1:G:570:GLU:CG	1:G:571:PRO:HD2	2.42	0.49
1:I:1171:GLU:CG	1:I:1172:GLY:N	2.68	0.49
1:I:1200:LYS:CD	1:I:1211:GLN:HB3	2.33	0.49
1:I:1213:PHE:HE2	1:I:1215:THR:CA	2.26	0.49
1:I:1187:PRO:HG2	1:I:1229:PHE:CB	2.42	0.49
1:I:489:TYR:CD1	1:I:489:TYR:C	2.85	0.49
1:I:548:LEU:O	1:I:551:ASN:N	2.45	0.49
1:I:567:GLY:O	1:I:569:CYS:N	2.41	0.49
1:I:920:VAL:HG12	1:I:921:MET:N	2.24	0.49

*Continued on next page...*

*Continued from previous page...*

Atom-1	Atom-2	Interatomic distance (Å)	Clash overlap (Å)
1:K:557:ARG:HG3	1:K:558:GLN:N	2.27	0.49
1:K:607:SER:CB	1:K:907:ARG:HG2	2.42	0.49
1:K:677:VAL:HG13	1:K:701:GLN:HG2	1.94	0.49
4:V:8:LEU:HD22	4:V:8:LEU:O	2.12	0.49
1:A:1136:SER:HA	1:A:1185:PHE:HD2	1.78	0.49
1:A:246:TRP:N	1:A:246:TRP:CD1	2.81	0.49
1:A:489:TYR:C	1:A:489:TYR:HD1	2.16	0.49
1:A:564:VAL:HG11	1:A:583:GLN:CG	2.39	0.49
1:A:625:GLU:HG3	1:A:667:THR:HA	1.93	0.49
1:A:862:TYR:OH	1:A:881:HIS:N	2.45	0.49
1:C:507:LEU:CD1	1:C:579:GLN:HG2	2.42	0.49
1:C:818:LYS:HD3	1:C:842:THR:HG23	1.95	0.49
1:E:340:TYR:OH	1:E:352:ARG:HD2	2.12	0.49
1:E:531:HIS:ND1	1:E:531:HIS:N	2.61	0.49
1:E:923:LYS:CG	1:E:940:VAL:HG23	2.42	0.49
1:G:1016:LYS:HA	1:G:1032:TRP:NE1	2.28	0.49
1:G:1200:LYS:HG3	1:G:1211:GLN:HB2	1.91	0.49
1:I:1016:LYS:HA	1:I:1032:TRP:NE1	2.28	0.49
1:I:108:SER:HA	1:I:111:ARG:HD2	1.94	0.49
1:I:473:LEU:HD21	1:I:484:TYR:OH	2.11	0.49
1:I:557:ARG:HG3	1:I:558:GLN:N	2.27	0.49
1:K:180:GLY:H	1:K:237:ARG:HB3	1.76	0.49
1:K:457:HIS:CD2	1:K:493:SER:HB2	2.47	0.49
1:K:862:TYR:OH	1:K:881:HIS:N	2.45	0.49
1:M:246:TRP:CD1	1:M:246:TRP:N	2.81	0.49
1:M:457:HIS:CD2	1:M:493:SER:HB2	2.47	0.49
3:Q:55:MET:O	3:Q:59:MET:HG3	2.12	0.49
3:R:33:GLY:HA3	4:U:11:ARG:CD	2.43	0.49
3:R:79:GLY:C	4:V:65:ARG:NH1	2.66	0.49
1:A:1006:VAL:HA	1:A:1022:SER:HB2	1.94	0.49
1:A:1213:PHE:HE2	1:A:1215:THR:CA	2.26	0.49
2:B:14:CYS:CB	7:B:201:HEM:HAB	2.43	0.49
1:C:457:HIS:CD2	1:C:493:SER:HB2	2.47	0.49
1:C:489:TYR:C	1:C:489:TYR:HD1	2.16	0.49
1:E:1016:LYS:HA	1:E:1032:TRP:NE1	2.28	0.49
1:E:1220:LEU:CD2	1:E:1234:THR:CB	2.74	0.49
1:E:391:LYS:HA	1:E:442:VAL:HG21	1.94	0.49
1:G:1213:PHE:HE2	1:G:1215:THR:CA	2.26	0.49
1:G:489:TYR:CD1	1:G:489:TYR:C	2.85	0.49
1:G:853:HIS:O	1:G:869:THR:N	2.38	0.49
1:I:744:ASN:HB3	1:I:763:ALA:HB3	1.93	0.49

*Continued on next page...*

*Continued from previous page...*

Atom-1	Atom-2	Interatomic distance (Å)	Clash overlap (Å)
1:K:143:LEU:CD2	1:K:143:LEU:N	2.75	0.49
1:M:1136:SER:HA	1:M:1185:PHE:HD2	1.78	0.49
1:M:245:VAL:C	1:M:246:TRP:CD1	2.86	0.49
1:M:283:GLU:OE1	1:M:284:SER:O	2.31	0.49
1:M:332:ARG:CG	1:M:332:ARG:NH1	2.73	0.49
1:M:531:HIS:ND1	1:M:531:HIS:N	2.60	0.49
1:M:507:LEU:CD1	1:M:579:GLN:HG2	2.42	0.49
4:T:8:LEU:HD13	4:T:8:LEU:C	2.32	0.49
1:A:1225:VAL:HG12	1:A:1229:PHE:HA	1.94	0.49
1:A:327:ILE:CD1	1:A:353:ILE:HG21	2.43	0.49
1:A:505:PHE:HZ	1:A:540:VAL:CG1	2.17	0.49
1:C:1016:LYS:HA	1:C:1032:TRP:NE1	2.28	0.49
1:C:1228:ASP:O	1:C:1229:PHE:HB2	2.12	0.49
1:C:853:HIS:O	1:C:869:THR:N	2.39	0.49
1:C:864:VAL:HG22	1:C:885:VAL:HG11	1.95	0.49
1:E:236:PRO:O	1:E:238:SER:N	2.46	0.49
1:E:327:ILE:CD1	1:E:353:ILE:HG21	2.43	0.49
1:G:108:SER:HA	1:G:111:ARG:HD2	1.94	0.49
1:G:1168:LEU:HD11	1:G:1171:GLU:HG2	1.94	0.49
1:G:138:GLN:NE2	1:G:139:LYS:N	2.60	0.49
1:G:196:LEU:HD11	1:G:200:GLN:HE21	1.78	0.49
1:G:523:ILE:HG12	1:G:548:LEU:HD13	1.94	0.49
1:G:548:LEU:O	1:G:551:ASN:N	2.45	0.49
1:I:479:ASP:CG	1:I:483:TRP:HE1	2.15	0.49
2:J:14:CYS:CB	7:J:201:HEM:HAB	2.43	0.49
1:K:138:GLN:NE2	1:K:139:LYS:N	2.60	0.49
1:K:621:ALA:HA	1:K:631:ALA:O	2.11	0.49
1:M:1006:VAL:HA	1:M:1022:SER:HB2	1.94	0.49
1:M:1200:LYS:CD	1:M:1211:GLN:HB3	2.33	0.49
1:M:1187:PRO:HG2	1:M:1229:PHE:CB	2.42	0.49
1:M:298:PHE:CZ	1:M:325:SER:HA	2.42	0.49
1:M:391:LYS:HA	1:M:442:VAL:HG21	1.94	0.49
1:M:523:ILE:HG12	1:M:548:LEU:HD13	1.94	0.49
1:A:1200:LYS:HG3	1:A:1211:GLN:O	2.12	0.49
1:A:140:LEU:O	1:A:143:LEU:HD22	2.13	0.49
1:A:434:ARG:HG3	1:A:434:ARG:NH2	2.28	0.49
1:A:570:GLU:CG	1:A:571:PRO:HD2	2.42	0.49
1:A:657:GLU:HB3	1:A:680:LYS:HD2	1.92	0.49
1:A:667:THR:OG1	1:A:708:THR:O	2.29	0.49
1:A:762:SER:OG	1:A:764:ASP:OD1	2.25	0.49
1:A:864:VAL:HG22	1:A:885:VAL:HG11	1.95	0.49

*Continued on next page...*



*Continued from previous page...*

Atom-1	Atom-2	Interatomic distance (Å)	Clash overlap (Å)
1:C:1006:VAL:HA	1:C:1022:SER:HB2	1.94	0.49
1:E:1212:THR:CG2	1:E:1213:PHE:N	2.72	0.49
1:E:260:ILE:HG13	1:E:260:ILE:O	2.05	0.49
1:E:781:ILE:HD11	1:E:826:ILE:HA	1.94	0.49
1:E:862:TYR:HE2	1:E:881:HIS:N	1.82	0.49
1:G:922:LEU:CD1	1:G:1241:LEU:CD2	2.87	0.49
1:I:1168:LEU:HD11	1:I:1171:GLU:HG2	1.94	0.49
1:I:196:LEU:HD11	1:I:200:GLN:HE21	1.78	0.49
1:I:229:ILE:O	1:I:233:ARG:HG2	2.12	0.49
1:I:283:GLU:OE1	1:I:284:SER:O	2.31	0.49
1:I:457:HIS:CD2	1:I:493:SER:HB2	2.47	0.49
1:I:818:LYS:HD3	1:I:842:THR:HG23	1.95	0.49
1:K:1168:LEU:HD11	1:K:1171:GLU:HG2	1.94	0.49
1:K:1225:VAL:HG12	1:K:1229:PHE:HA	1.94	0.49
1:K:140:LEU:O	1:K:143:LEU:HD22	2.13	0.49
1:K:333:ASP:OD1	1:K:333:ASP:N	2.44	0.49
1:K:610:VAL:HG22	1:K:907:ARG:CG	2.43	0.49
1:K:879:ARG:CB	1:K:921:MET:SD	3.01	0.49
1:M:595:LEU:HD22	1:M:1244:LEU:HD12	1.78	0.49
4:T:8:LEU:O	4:T:8:LEU:HD22	2.13	0.49
1:A:1233:VAL:CB	1:A:1243:ILE:HA	2.43	0.49
1:A:595:LEU:CD2	1:A:1244:LEU:CD1	2.48	0.49
1:A:473:LEU:HD21	1:A:484:TYR:OH	2.11	0.49
1:A:494:ALA:HB1	1:A:496:MET:HG2	1.95	0.49
1:A:543:ASN:CG	1:A:574:SER:CB	2.81	0.49
1:A:879:ARG:CB	1:A:921:MET:SD	3.01	0.49
1:C:1152:ARG:NE	1:C:1164:LEU:HD23	2.28	0.49
1:C:1183:LEU:N	1:C:1183:LEU:CD1	2.73	0.49
1:C:561:PRO:CB	1:C:1214:TYR:CD2	2.86	0.49
1:C:171:HIS:NE2	1:C:175:GLU:CB	2.76	0.49
1:C:999:ARG:CD	1:C:1030:TRP:CE2	2.96	0.49
1:E:143:LEU:N	1:E:143:LEU:CD2	2.75	0.49
1:G:1247:LEU:CD1	1:G:1248:GLU:N	2.73	0.49
1:G:125:VAL:O	1:G:125:VAL:HG12	2.11	0.49
1:G:340:TYR:OH	1:G:352:ARG:HD2	2.12	0.49
1:I:1006:VAL:HA	1:I:1022:SER:HB2	1.94	0.49
1:I:246:TRP:N	1:I:246:TRP:CD1	2.81	0.49
1:I:327:ILE:CD1	1:I:353:ILE:HG21	2.43	0.49
1:I:595:LEU:HD13	1:I:1244:LEU:HD13	1.93	0.49
1:K:1181:THR:CG2	1:K:1221:LYS:HA	2.40	0.49
1:K:595:LEU:HD13	1:K:1244:LEU:HD13	1.93	0.49

*Continued on next page...*

*Continued from previous page...*

Atom-1	Atom-2	Interatomic distance (Å)	Clash overlap (Å)
1:K:582:LEU:HD23	1:K:582:LEU:C	2.33	0.49
1:K:595:LEU:HD22	1:K:1244:LEU:HD12	1.78	0.49
1:K:553:HIS:CB	1:K:610:VAL:CG1	2.89	0.49
1:K:818:LYS:HD3	1:K:842:THR:HG23	1.95	0.49
1:K:779:LYS:NZ	1:K:827:HIS:O	2.43	0.49
1:M:1136:SER:HB2	1:M:1139:SER:HB3	1.94	0.49
1:M:138:GLN:NE2	1:M:139:LYS:N	2.60	0.49
1:M:434:ARG:HG3	1:M:434:ARG:NH2	2.28	0.49
1:M:543:ASN:CG	1:M:574:SER:CB	2.81	0.49
1:M:879:ARG:CB	1:M:921:MET:SD	3.01	0.49
1:M:922:LEU:CD1	1:M:1241:LEU:CD2	2.87	0.49
3:O:55:MET:O	3:O:59:MET:HG3	2.12	0.49
1:A:1232:TYR:OH	1:A:1234:THR:CB	2.58	0.48
1:A:579:GLN:NE2	1:A:583:GLN:HB2	2.28	0.48
1:E:1136:SER:HA	1:E:1185:PHE:HD2	1.78	0.48
1:E:1187:PRO:HG2	1:E:1229:PHE:CB	2.42	0.48
1:E:246:TRP:N	1:E:246:TRP:CD1	2.81	0.48
1:E:667:THR:OG1	1:E:708:THR:O	2.29	0.48
1:E:818:LYS:HD3	1:E:842:THR:HG23	1.95	0.48
1:E:879:ARG:CB	1:E:921:MET:SD	3.01	0.48
1:G:1152:ARG:NE	1:G:1164:LEU:HD23	2.28	0.48
1:G:1233:VAL:CB	1:G:1243:ILE:HA	2.43	0.48
1:G:283:GLU:OE1	1:G:284:SER:O	2.31	0.48
1:G:342:LEU:O	1:G:346:GLN:HG2	2.13	0.48
1:G:818:LYS:HD3	1:G:842:THR:HG23	1.95	0.48
1:I:1149:GLY:N	1:I:1180:VAL:CG2	2.76	0.48
1:I:245:VAL:C	1:I:246:TRP:CD1	2.86	0.48
1:I:340:TYR:OH	1:I:352:ARG:HD2	2.12	0.48
1:I:342:LEU:O	1:I:346:GLN:HG2	2.13	0.48
1:I:879:ARG:CB	1:I:921:MET:SD	3.01	0.48
1:I:923:LYS:CG	1:I:940:VAL:HG23	2.42	0.48
1:K:1136:SER:HB2	1:K:1139:SER:HB3	1.94	0.48
1:K:1200:LYS:HG3	1:K:1211:GLN:O	2.12	0.48
1:K:196:LEU:HD11	1:K:200:GLN:HE21	1.78	0.48
1:K:523:ILE:HG12	1:K:548:LEU:HD13	1.94	0.48
1:K:744:ASN:HB3	1:K:763:ALA:HB3	1.93	0.48
1:K:903:ASP:O	1:K:904:GLN:CB	2.56	0.48
1:M:1016:LYS:HA	1:M:1032:TRP:NE1	2.28	0.48
1:M:1225:VAL:HG12	1:M:1229:PHE:HA	1.94	0.48
1:M:140:LEU:O	1:M:143:LEU:HD22	2.13	0.48
1:M:489:TYR:C	1:M:489:TYR:HD1	2.16	0.48

*Continued on next page...*

*Continued from previous page...*

Atom-1	Atom-2	Interatomic distance (Å)	Clash overlap (Å)
1:M:557:ARG:HG3	1:M:558:GLN:N	2.27	0.48
1:M:579:GLN:NE2	1:M:583:GLN:HB2	2.28	0.48
1:M:582:LEU:C	1:M:582:LEU:HD23	2.33	0.48
1:M:741:GLY:HA3	1:M:770:TRP:HZ2	1.78	0.48
1:M:853:HIS:O	1:M:869:THR:N	2.38	0.48
1:M:864:VAL:HG22	1:M:885:VAL:HG11	1.95	0.48
1:M:879:ARG:CB	1:M:921:MET:CE	2.73	0.48
3:Q:27:ASP:C	4:T:14:LEU:HG	2.33	0.48
3:Q:19:ASP:OD1	4:U:63:GLU:O	2.30	0.48
1:C:582:LEU:C	1:C:582:LEU:HD23	2.33	0.48
1:C:579:GLN:NE2	1:C:583:GLN:HB2	2.28	0.48
1:C:595:LEU:HD22	1:C:1244:LEU:HD12	1.78	0.48
1:C:741:GLY:HA3	1:C:770:TRP:HZ2	1.78	0.48
1:E:1200:LYS:HG3	1:E:1211:GLN:HB2	1.91	0.48
1:E:342:LEU:O	1:E:346:GLN:HG2	2.13	0.48
1:E:434:ARG:HG3	1:E:434:ARG:NH2	2.28	0.48
1:E:579:GLN:NE2	1:E:583:GLN:HB2	2.28	0.48
1:G:1006:VAL:HA	1:G:1022:SER:HB2	1.94	0.48
1:G:473:LEU:HD21	1:G:484:TYR:OH	2.11	0.48
1:G:494:ALA:HB1	1:G:496:MET:HG2	1.95	0.48
1:G:507:LEU:CD1	1:G:579:GLN:HG2	2.42	0.48
1:G:543:ASN:CG	1:G:574:SER:CB	2.81	0.48
2:H:14:CYS:CB	7:H:201:HEM:HAB	2.43	0.48
1:I:1152:ARG:NE	1:I:1164:LEU:HD23	2.29	0.48
1:I:557:ARG:NH2	1:I:1174:ALA:CB	2.74	0.48
1:I:394:LYS:CB	1:I:434:ARG:CB	2.80	0.48
1:I:543:ASN:CG	1:I:574:SER:CB	2.81	0.48
1:K:171:HIS:NE2	1:K:175:GLU:CB	2.76	0.48
1:M:999:ARG:CD	1:M:1030:TRP:CE2	2.96	0.48
1:M:667:THR:OG1	1:M:708:THR:O	2.29	0.48
1:C:1171:GLU:CG	1:C:1172:GLY:N	2.68	0.48
1:C:242:LEU:HD12	1:C:242:LEU:N	2.26	0.48
1:C:283:GLU:OE1	1:C:284:SER:O	2.31	0.48
1:C:340:TYR:OH	1:C:352:ARG:HD2	2.12	0.48
1:C:473:LEU:HD21	1:C:484:TYR:OH	2.11	0.48
1:E:196:LEU:HD11	1:E:200:GLN:HE21	1.78	0.48
1:E:359:TYR:HE1	1:E:361:TYR:CD1	2.32	0.48
1:I:1233:VAL:CB	1:I:1243:ILE:HA	2.43	0.48
1:I:677:VAL:HG13	1:I:701:GLN:HG2	1.94	0.48
1:K:334:PHE:CB	1:K:337:ARG:CD	2.87	0.48
1:K:531:HIS:N	1:K:531:HIS:ND1	2.61	0.48

*Continued on next page...*

*Continued from previous page...*

Atom-1	Atom-2	Interatomic distance (Å)	Clash overlap (Å)
1:M:1181:THR:HG21	1:M:1221:LYS:CA	2.38	0.48
1:M:625:GLU:HG3	1:M:667:THR:HA	1.93	0.48
1:M:920:VAL:HG12	1:M:921:MET:N	2.24	0.48
4:U:13:ARG:NH2	4:U:60:ILE:CG1	2.76	0.48
1:A:283:GLU:OE1	1:A:284:SER:O	2.31	0.48
1:A:457:HIS:CD2	1:A:493:SER:HB2	2.47	0.48
1:A:741:GLY:HA3	1:A:770:TRP:HZ2	1.79	0.48
1:A:818:LYS:HD3	1:A:842:THR:HG23	1.95	0.48
1:C:138:GLN:NE2	1:C:139:LYS:N	2.60	0.48
1:C:196:LEU:HD11	1:C:200:GLN:HE21	1.78	0.48
1:E:1208:GLU:HG3	1:E:1211:GLN:CG	2.44	0.48
1:E:374:MET:SD	1:E:374:MET:N	2.87	0.48
1:E:494:ALA:HB1	1:E:496:MET:HG2	1.95	0.48
1:E:543:ASN:CG	1:E:574:SER:CB	2.81	0.48
1:E:741:GLY:HA3	1:E:770:TRP:HZ2	1.78	0.48
1:G:246:TRP:N	1:G:246:TRP:CD1	2.81	0.48
1:G:391:LYS:HA	1:G:442:VAL:HG21	1.94	0.48
1:G:923:LYS:CG	1:G:940:VAL:HG23	2.42	0.48
1:I:1236:ASP:OD1	1:I:1236:ASP:N	2.43	0.48
1:K:1208:GLU:HG3	1:K:1211:GLN:CG	2.44	0.48
1:K:543:ASN:CG	1:K:574:SER:CB	2.81	0.48
1:K:597:TRP:CZ2	1:K:603:ILE:CG1	2.94	0.48
1:K:864:VAL:HG22	1:K:885:VAL:HG11	1.95	0.48
1:M:1228:ASP:O	1:M:1229:PHE:CB	2.59	0.48
1:M:1220:LEU:CD2	1:M:1234:THR:CB	2.74	0.48
1:M:374:MET:SD	1:M:374:MET:N	2.87	0.48
1:M:585:LYS:CA	1:M:588:VAL:HG23	2.44	0.48
1:M:762:SER:OG	1:M:764:ASP:OD1	2.26	0.48
1:A:333:ASP:OD1	1:A:333:ASP:N	2.44	0.48
1:A:461:ILE:HD11	1:A:491:MET:CG	2.44	0.48
1:A:507:LEU:HA	1:A:510:ILE:HD12	1.96	0.48
1:C:1200:LYS:HG3	1:C:1211:GLN:HB2	1.91	0.48
1:C:585:LYS:CA	1:C:588:VAL:HG23	2.44	0.48
1:C:677:VAL:HG13	1:C:701:GLN:HG2	1.94	0.48
1:E:1006:VAL:HA	1:E:1022:SER:HB2	1.94	0.48
1:E:473:LEU:HD21	1:E:484:TYR:OH	2.11	0.48
1:E:489:TYR:CD1	1:E:489:TYR:C	2.85	0.48
1:E:570:GLU:OE2	1:E:571:PRO:HD2	2.14	0.48
1:G:479:ASP:CG	1:G:483:TRP:HE1	2.15	0.48
1:G:505:PHE:CZ	1:G:540:VAL:CG1	2.90	0.48
1:G:564:VAL:HG13	1:G:583:GLN:CG	2.44	0.48

*Continued on next page...*

*Continued from previous page...*

Atom-1	Atom-2	Interatomic distance (Å)	Clash overlap (Å)
1:G:879:ARG:CB	1:G:921:MET:SD	3.01	0.48
1:I:1167:PRO:HA	1:I:1202:TRP:NE1	1.94	0.48
1:I:1225:VAL:HG12	1:I:1229:PHE:HA	1.94	0.48
1:I:582:LEU:C	1:I:582:LEU:HD23	2.33	0.48
1:K:283:GLU:OE1	1:K:284:SER:O	2.31	0.48
1:K:489:TYR:C	1:K:489:TYR:CD1	2.85	0.48
1:K:557:ARG:NH2	1:K:1174:ALA:CB	2.74	0.48
1:K:923:LYS:CG	1:K:940:VAL:HG23	2.42	0.48
1:K:999:ARG:CD	1:K:1030:TRP:CE2	2.97	0.48
1:M:507:LEU:HA	1:M:510:ILE:HD12	1.96	0.48
1:A:1168:LEU:HD11	1:A:1171:GLU:HG2	1.94	0.48
1:A:1228:ASP:O	1:A:1229:PHE:HB2	2.12	0.48
1:A:374:MET:SD	1:A:374:MET:N	2.87	0.48
1:A:999:ARG:CD	1:A:1030:TRP:CE2	2.97	0.48
1:C:246:TRP:N	1:C:246:TRP:CD1	2.81	0.48
1:C:327:ILE:CD1	1:C:353:ILE:HG21	2.43	0.48
1:C:505:PHE:CZ	1:C:540:VAL:CG1	2.90	0.48
1:E:489:TYR:HD1	1:E:489:TYR:C	2.16	0.48
1:E:747:ASN:ND2	1:E:801:VAL:O	2.38	0.48
1:E:922:LEU:CD1	1:E:1241:LEU:CD2	2.87	0.48
1:G:171:HIS:NE2	1:G:175:GLU:CB	2.76	0.48
1:G:741:GLY:HA3	1:G:770:TRP:HZ2	1.78	0.48
2:H:103:ASN:C	2:H:104:GLU:O	2.46	0.48
1:I:570:GLU:OE2	1:I:571:PRO:HD2	2.14	0.48
1:K:1016:LYS:HA	1:K:1032:TRP:NE1	2.28	0.48
1:K:1200:LYS:CD	1:K:1211:GLN:HB3	2.33	0.48
1:K:342:LEU:O	1:K:346:GLN:HG2	2.13	0.48
1:K:453:LEU:CD1	1:K:454:GLN:N	2.73	0.48
1:K:494:ALA:HB1	1:K:496:MET:HG2	1.95	0.48
1:K:741:GLY:HA3	1:K:770:TRP:HZ2	1.78	0.48
1:M:1152:ARG:NE	1:M:1164:LEU:HD23	2.28	0.48
1:M:1168:LEU:HD11	1:M:1171:GLU:HG2	1.94	0.48
1:M:1213:PHE:HE2	1:M:1215:THR:CA	2.26	0.48
1:K:147:PRO:HG3	1:M:121:GLN:HE22	1.79	0.48
1:M:1233:VAL:CB	1:M:1243:ILE:HA	2.43	0.48
1:A:109:TYR:CZ	3:P:4:LYS:CB	2.92	0.48
3:R:10:LEU:HD23	3:R:13:ARG:HD2	1.94	0.48
3:R:21:LYS:CE	3:R:49:GLN:HE21	2.25	0.48
1:C:140:LEU:O	1:C:143:LEU:HD22	2.13	0.48
1:C:374:MET:SD	1:C:374:MET:N	2.87	0.48
1:C:507:LEU:HA	1:C:510:ILE:HD12	1.96	0.48

*Continued on next page...*

*Continued from previous page...*

Atom-1	Atom-2	Interatomic distance (Å)	Clash overlap (Å)
1:E:128:THR:HG22	1:E:166:GLU:OE1	2.14	0.48
1:G:1200:LYS:HG3	1:G:1211:GLN:O	2.12	0.48
1:I:489:TYR:HD1	1:I:489:TYR:C	2.16	0.48
1:I:531:HIS:N	1:I:531:HIS:ND1	2.61	0.48
1:K:1181:THR:HG21	1:K:1221:LYS:CA	2.39	0.48
1:K:1136:SER:HA	1:K:1185:PHE:HD2	1.77	0.48
1:K:1213:PHE:HE2	1:K:1215:THR:CA	2.26	0.48
1:M:196:LEU:HD11	1:M:200:GLN:HE21	1.78	0.48
1:M:342:LEU:O	1:M:346:GLN:HG2	2.13	0.48
1:M:597:TRP:CH2	1:M:603:ILE:HG12	2.43	0.48
3:P:27:ASP:OD1	4:S:13:ARG:CG	2.61	0.48
4:T:13:ARG:HD2	4:T:59:ILE:CD1	2.35	0.48
1:A:1208:GLU:N	1:A:1208:GLU:OE1	2.47	0.48
1:A:242:LEU:HD12	1:A:242:LEU:N	2.26	0.48
1:A:529:TYR:HA	1:A:532:ILE:HG21	1.93	0.48
1:A:582:LEU:HD23	1:A:582:LEU:C	2.33	0.48
1:C:342:LEU:O	1:C:346:GLN:HG2	2.13	0.48
1:C:567:GLY:O	1:C:569:CYS:N	2.41	0.48
1:E:1183:LEU:CD1	1:E:1183:LEU:N	2.73	0.48
1:E:1233:VAL:CB	1:E:1243:ILE:HA	2.43	0.48
1:E:523:ILE:HG12	1:E:548:LEU:HD13	1.94	0.48
1:E:582:LEU:C	1:E:582:LEU:HD23	2.33	0.48
1:E:855:ALA:HB2	1:E:869:THR:HG23	1.96	0.48
1:G:461:ILE:HD11	1:G:491:MET:CG	2.44	0.48
1:G:884:TRP:O	1:G:885:VAL:C	2.52	0.48
1:I:145:GLY:O	1:I:146:GLU:HB2	2.14	0.48
1:I:579:GLN:NE2	1:I:583:GLN:HB2	2.28	0.48
1:I:741:GLY:HA3	1:I:770:TRP:HZ2	1.78	0.48
1:I:855:ALA:HB2	1:I:869:THR:HG23	1.96	0.48
1:K:270:THR:OG1	1:K:270:THR:O	2.32	0.48
1:K:597:TRP:CH2	1:K:603:ILE:HG12	2.43	0.48
1:M:359:TYR:C	1:M:359:TYR:CD1	2.85	0.48
1:M:473:LEU:HD21	1:M:484:TYR:OH	2.11	0.48
1:M:581:LYS:HA	1:M:581:LYS:HD2	1.68	0.48
1:E:236:PRO:HG3	3:O:3:ALA:C	2.33	0.48
1:A:244:ASP:HB3	1:A:245:VAL:H	1.51	0.48
1:C:1094:SER:HA	1:C:1135:PHE:CB	2.44	0.48
1:C:128:THR:HG22	1:C:166:GLU:OE1	2.14	0.48
1:C:494:ALA:HB1	1:C:496:MET:HG2	1.95	0.48
1:C:762:SER:OG	1:C:764:ASP:OD1	2.25	0.48
1:C:879:ARG:HB3	1:C:921:MET:HE2	1.87	0.48

*Continued on next page...*

*Continued from previous page...*

Atom-1	Atom-2	Interatomic distance (Å)	Clash overlap (Å)
1:E:1213:PHE:HE2	1:E:1215:THR:CA	2.26	0.48
1:E:283:GLU:OE1	1:E:284:SER:O	2.31	0.48
1:E:700:GLU:HB3	1:E:721:SER:HB2	1.96	0.48
1:G:561:PRO:CB	1:G:1214:TYR:CD2	2.86	0.48
1:G:327:ILE:CD1	1:G:353:ILE:HG21	2.43	0.48
1:G:374:MET:N	1:G:374:MET:SD	2.87	0.48
1:G:855:ALA:HB2	1:G:869:THR:HG23	1.96	0.48
1:G:999:ARG:CD	1:G:1030:TRP:CE2	2.97	0.48
1:I:1200:LYS:HG3	1:I:1211:GLN:O	2.12	0.48
1:I:570:GLU:CG	1:I:571:PRO:HD2	2.42	0.48
1:I:610:VAL:HG22	1:I:907:ARG:CG	2.43	0.48
1:K:1208:GLU:OE1	1:K:1208:GLU:N	2.47	0.48
1:M:548:LEU:O	1:M:551:ASN:N	2.45	0.48
1:A:1176:HIS:CD2	1:A:1197:GLY:O	2.67	0.48
1:A:319:GLY:O	1:A:321:PRO:HD3	2.14	0.48
1:A:533:LEU:HB3	1:A:534:ASP:H	1.59	0.48
1:A:879:ARG:CB	1:A:921:MET:CE	2.73	0.48
1:C:1208:GLU:N	1:C:1208:GLU:OE1	2.47	0.48
1:C:252:LYS:CA	1:C:252:LYS:CE	2.92	0.48
1:C:434:ARG:HG3	1:C:434:ARG:NH2	2.28	0.48
1:E:140:LEU:O	1:E:143:LEU:HD22	2.13	0.48
1:E:548:LEU:O	1:E:551:ASN:N	2.45	0.48
1:E:662:CYS:SG	1:E:704:CYS:HA	2.54	0.48
1:G:1201:TRP:CB	1:G:1210:SER:O	2.58	0.48
1:G:489:TYR:C	1:G:489:TYR:HD1	2.16	0.48
1:I:1208:GLU:OE1	1:I:1208:GLU:N	2.47	0.48
1:G:147:PRO:HG3	1:I:121:GLN:HE22	1.79	0.48
1:K:507:LEU:HA	1:K:510:ILE:HD12	1.96	0.48
1:K:862:TYR:HD1	1:K:885:VAL:N	2.11	0.48
1:M:1057:ARG:HA	1:M:1071:ASN:HA	1.96	0.48
1:M:330:LEU:HD12	1:M:330:LEU:HA	1.74	0.48
1:M:484:TYR:HA	1:M:509:TRP:CZ2	2.49	0.48
1:A:1152:ARG:NE	1:A:1164:LEU:HD23	2.29	0.47
1:A:171:HIS:NE2	1:A:175:GLU:CB	2.76	0.47
1:A:342:LEU:O	1:A:346:GLN:HG2	2.13	0.47
1:A:718:THR:OG1	1:A:726:LYS:HB2	2.14	0.47
1:C:1232:TYR:OH	1:C:1234:THR:CB	2.59	0.47
1:C:484:TYR:HA	1:C:509:TRP:CZ2	2.49	0.47
1:C:531:HIS:ND1	1:C:531:HIS:N	2.61	0.47
1:C:879:ARG:CB	1:C:921:MET:SD	3.01	0.47
2:D:14:CYS:CB	7:D:201:HEM:HAB	2.43	0.47

*Continued on next page...*

*Continued from previous page...*

Atom-1	Atom-2	Interatomic distance (Å)	Clash overlap (Å)
1:E:1200:LYS:HG3	1:E:1211:GLN:O	2.13	0.47
1:E:564:VAL:HG13	1:E:583:GLN:CG	2.44	0.47
1:G:140:LEU:O	1:G:143:LEU:HD22	2.13	0.47
1:G:145:GLY:O	1:G:146:GLU:HB2	2.14	0.47
1:G:434:ARG:HG3	1:G:434:ARG:NH2	2.28	0.47
1:G:484:TYR:HA	1:G:509:TRP:CZ2	2.49	0.47
1:I:561:PRO:CB	1:I:1214:TYR:CD2	2.87	0.47
1:I:155:MET:HB2	1:I:155:MET:HE2	1.88	0.47
1:I:864:VAL:HG22	1:I:885:VAL:HG11	1.95	0.47
1:I:884:TRP:O	1:I:885:VAL:C	2.53	0.47
1:K:1057:ARG:HA	1:K:1071:ASN:HA	1.96	0.47
1:K:667:THR:OG1	1:K:708:THR:O	2.29	0.47
1:M:1236:ASP:N	1:M:1236:ASP:OD1	2.44	0.47
1:A:121:GLN:HE22	1:M:147:PRO:HG3	1.79	0.47
1:M:137:GLN:NE2	1:M:173:LEU:HB3	2.23	0.47
1:M:494:ALA:HB1	1:M:496:MET:HG2	1.95	0.47
3:Q:78:GLU:OE1	4:U:36:ARG:HG2	2.14	0.47
1:A:1057:ARG:HA	1:A:1071:ASN:HA	1.96	0.47
1:A:484:TYR:HA	1:A:509:TRP:CZ2	2.49	0.47
1:A:923:LYS:CB	1:A:940:VAL:HG21	2.41	0.47
1:C:1213:PHE:HE2	1:C:1215:THR:CA	2.26	0.47
1:C:1233:VAL:CB	1:C:1243:ILE:HA	2.43	0.47
1:C:1247:LEU:CD1	1:C:1248:GLU:N	2.73	0.47
1:C:553:HIS:CB	1:C:610:VAL:CG1	2.89	0.47
1:C:570:GLU:OE2	1:C:571:PRO:HD2	2.14	0.47
1:E:171:HIS:NE2	1:E:175:GLU:CB	2.76	0.47
1:E:568:LEU:H	1:E:568:LEU:HG	1.51	0.47
1:E:999:ARG:CD	1:E:1030:TRP:CE2	2.96	0.47
1:G:1181:THR:HG21	1:G:1221:LYS:CA	2.39	0.47
1:G:579:GLN:NE2	1:G:583:GLN:HB2	2.28	0.47
1:G:662:CYS:SG	1:G:704:CYS:HA	2.54	0.47
1:G:718:THR:OG1	1:G:726:LYS:HB2	2.14	0.47
1:I:171:HIS:NE2	1:I:175:GLU:CB	2.76	0.47
1:I:319:GLY:O	1:I:321:PRO:HD3	2.14	0.47
1:I:662:CYS:SG	1:I:704:CYS:HA	2.54	0.47
1:I:742:HIS:CE1	1:I:768:LYS:HD2	2.50	0.47
1:K:244:ASP:HB3	1:K:245:VAL:H	1.52	0.47
1:K:489:TYR:C	1:K:489:TYR:HD1	2.16	0.47
1:K:568:LEU:H	1:K:568:LEU:HG	1.50	0.47
1:M:171:HIS:NE2	1:M:175:GLU:CB	2.76	0.47
1:M:319:GLY:O	1:M:321:PRO:HD3	2.14	0.47

*Continued on next page...*



*Continued from previous page...*

Atom-1	Atom-2	Interatomic distance (Å)	Clash overlap (Å)
1:M:718:THR:OG1	1:M:726:LYS:HB2	2.14	0.47
3:Q:19:ASP:HB3	4:U:64:THR:CB	2.44	0.47
4:S:32:ARG:HD2	4:S:76:CYS:SG	2.55	0.47
1:A:1094:SER:HA	1:A:1135:PHE:CB	2.44	0.47
1:A:229:ILE:CG2	1:A:233:ARG:HD3	2.31	0.47
1:A:453:LEU:CD1	1:A:454:GLN:N	2.73	0.47
1:C:591:GLY:O	1:C:592:MET:CB	2.56	0.47
1:E:1094:SER:HA	1:E:1135:PHE:CB	2.44	0.47
1:E:1201:TRP:CB	1:E:1210:SER:O	2.58	0.47
1:E:330:LEU:HA	1:E:330:LEU:HD12	1.74	0.47
1:E:384:THR:HB	1:E:449:ASN:OD1	2.15	0.47
1:E:742:HIS:CE1	1:E:768:LYS:HD2	2.50	0.47
1:G:1094:SER:HA	1:G:1135:PHE:CB	2.44	0.47
1:G:1208:GLU:HG3	1:G:1211:GLN:CG	2.44	0.47
1:G:226:ARG:O	1:G:230:LEU:HG	2.14	0.47
1:G:319:GLY:O	1:G:321:PRO:HD3	2.14	0.47
1:G:374:MET:HA	1:G:374:MET:HE3	1.91	0.47
1:I:140:LEU:O	1:I:143:LEU:HD22	2.13	0.47
1:I:374:MET:N	1:I:374:MET:SD	2.87	0.47
1:I:999:ARG:CD	1:I:1030:TRP:CE2	2.97	0.47
1:K:1087:THR:CG2	2:L:39:LYS:CD	2.75	0.47
1:K:579:GLN:NE2	1:K:583:GLN:HB2	2.28	0.47
1:K:639:LEU:HD23	1:K:653:ILE:HD13	1.93	0.47
1:M:818:LYS:HD3	1:M:842:THR:HG23	1.95	0.47
2:N:14:CYS:CB	7:N:201:HEM:HAB	2.43	0.47
1:A:570:GLU:OE2	1:A:571:PRO:HD2	2.14	0.47
1:A:657:GLU:HB2	1:A:680:LYS:HD2	1.96	0.47
1:C:226:ARG:O	1:C:230:LEU:HG	2.14	0.47
1:C:379:ILE:CD1	1:C:417:GLU:OE1	2.63	0.47
1:C:662:CYS:SG	1:C:704:CYS:HA	2.54	0.47
1:C:718:THR:OG1	1:C:726:LYS:HB2	2.14	0.47
1:C:923:LYS:CG	1:C:940:VAL:HG23	2.42	0.47
1:E:1208:GLU:OE1	1:E:1208:GLU:N	2.47	0.47
1:E:657:GLU:HB2	1:E:680:LYS:HD2	1.96	0.47
1:E:864:VAL:HG22	1:E:885:VAL:HG11	1.95	0.47
1:G:1022:SER:OG	1:G:1023:ASP:N	2.48	0.47
1:G:1135:PHE:CD1	1:G:1142:LEU:HD13	2.50	0.47
1:G:334:PHE:CB	1:G:337:ARG:CD	2.87	0.47
1:G:330:LEU:HD22	1:G:353:ILE:HG22	1.97	0.47
1:G:384:THR:HB	1:G:449:ASN:OD1	2.15	0.47
1:G:582:LEU:C	1:G:582:LEU:HD23	2.33	0.47

*Continued on next page...*

*Continued from previous page...*

Atom-1	Atom-2	Interatomic distance (Å)	Clash overlap (Å)
1:G:610:VAL:HG22	1:G:907:ARG:CG	2.43	0.47
1:G:657:GLU:HB2	1:G:680:LYS:HD2	1.96	0.47
1:I:1208:GLU:HG3	1:I:1211:GLN:CG	2.44	0.47
1:I:330:LEU:HD22	1:I:353:ILE:HG22	1.97	0.47
1:I:718:THR:OG1	1:I:726:LYS:HB2	2.14	0.47
1:K:1152:ARG:NE	1:K:1164:LEU:HD23	2.28	0.47
1:K:1166:ALA:N	1:K:1167:PRO:CD	2.78	0.47
1:K:1183:LEU:CD1	1:K:1183:LEU:N	2.73	0.47
1:K:327:ILE:CD1	1:K:353:ILE:HG21	2.43	0.47
1:K:379:ILE:CD1	1:K:417:GLU:OE1	2.63	0.47
1:K:855:ALA:HB2	1:K:869:THR:HG23	1.96	0.47
1:M:1149:GLY:H	1:M:1180:VAL:CG2	2.27	0.47
1:M:1232:TYR:OH	1:M:1234:THR:CB	2.59	0.47
1:M:327:ILE:CD1	1:M:353:ILE:HG21	2.43	0.47
3:R:32:ASP:O	4:U:11:ARG:CZ	2.62	0.47
1:A:1022:SER:OG	1:A:1023:ASP:N	2.48	0.47
1:A:1176:HIS:CA	1:A:1218:THR:HG21	2.44	0.47
1:A:1201:TRP:CB	1:A:1210:SER:O	2.58	0.47
1:A:226:ARG:O	1:A:230:LEU:HG	2.14	0.47
1:A:585:LYS:CA	1:A:588:VAL:HG23	2.44	0.47
1:C:1044:GLN:HG2	1:C:1068:LYS:HZ2	1.80	0.47
1:C:1176:HIS:HB2	1:C:1218:THR:HG23	1.89	0.47
1:C:1233:VAL:CG1	1:C:1243:ILE:HG23	2.45	0.47
1:C:145:GLY:O	1:C:146:GLU:HB2	2.14	0.47
1:C:359:TYR:CD1	1:C:359:TYR:C	2.86	0.47
1:C:585:LYS:HA	1:C:588:VAL:HG23	1.96	0.47
1:C:922:LEU:CD1	1:C:1241:LEU:CD2	2.87	0.47
1:E:1152:ARG:NE	1:E:1164:LEU:HD23	2.29	0.47
1:E:1185:PHE:CD1	1:E:1192:LEU:CG	2.63	0.47
1:E:1233:VAL:CG1	1:E:1243:ILE:HG23	2.45	0.47
1:E:145:GLY:O	1:E:146:GLU:HB2	2.14	0.47
1:G:1208:GLU:OE1	1:G:1208:GLU:N	2.47	0.47
1:G:700:GLU:HB3	1:G:721:SER:HB2	1.96	0.47
1:G:742:HIS:CE1	1:G:768:LYS:HD2	2.50	0.47
1:I:494:ALA:HB1	1:I:496:MET:HG2	1.95	0.47
1:K:434:ARG:NH2	1:K:434:ARG:HG3	2.28	0.47
1:M:570:GLU:OE2	1:M:571:PRO:HD2	2.14	0.47
1:E:233:ARG:HB3	3:O:6:ARG:HH11	1.80	0.47
3:Q:30:ILE:CG2	4:T:10:ARG:HB3	2.45	0.47
3:P:31:SER:CA	4:S:11:ARG:O	2.63	0.47
1:A:137:GLN:HG2	1:A:173:LEU:CD1	2.45	0.47

*Continued on next page...*

*Continued from previous page...*

Atom-1	Atom-2	Interatomic distance (Å)	Clash overlap (Å)
1:A:379:ILE:CD1	1:A:417:GLU:OE1	2.63	0.47
1:A:446:THR:O	1:A:450:CYS:HB3	2.15	0.47
1:A:681:VAL:HG11	1:A:716:LEU:HD21	1.97	0.47
1:A:844:GLN:HB3	1:A:884:TRP:HZ2	1.80	0.47
1:C:1101:SER:HB3	1:C:1112:TRP:NE1	2.30	0.47
1:C:1135:PHE:CD1	1:C:1142:LEU:HD13	2.50	0.47
1:C:700:GLU:HB3	1:C:721:SER:HB2	1.96	0.47
1:C:742:HIS:CE1	1:C:768:LYS:HD2	2.50	0.47
1:E:1135:PHE:CD1	1:E:1142:LEU:HD13	2.50	0.47
1:E:507:LEU:HA	1:E:510:ILE:HD12	1.95	0.47
1:G:128:THR:HG22	1:G:166:GLU:OE1	2.14	0.47
1:I:434:ARG:NH2	1:I:434:ARG:HG3	2.28	0.47
1:I:446:THR:O	1:I:450:CYS:HB3	2.15	0.47
1:I:461:ILE:HD11	1:I:491:MET:CG	2.44	0.47
1:I:657:GLU:HB2	1:I:680:LYS:HD2	1.96	0.47
1:K:1006:VAL:HA	1:K:1022:SER:HB2	1.95	0.47
1:K:330:LEU:HD22	1:K:353:ILE:HG22	1.97	0.47
1:K:461:ILE:HD11	1:K:491:MET:CG	2.44	0.47
1:K:585:LYS:CA	1:K:588:VAL:HG23	2.44	0.47
1:K:742:HIS:CE1	1:K:768:LYS:HD2	2.50	0.47
1:K:861:GLN:N	1:K:884:TRP:CD1	2.83	0.47
1:K:884:TRP:O	1:K:885:VAL:C	2.52	0.47
2:L:14:CYS:CB	7:L:201:HEM:HAB	2.43	0.47
1:M:1176:HIS:CD2	1:M:1197:GLY:O	2.68	0.47
1:M:1208:GLU:OE1	1:M:1208:GLU:N	2.47	0.47
1:M:334:PHE:CB	1:M:337:ARG:CD	2.87	0.47
1:M:379:ILE:CD1	1:M:417:GLU:OE1	2.63	0.47
1:M:585:LYS:HA	1:M:588:VAL:HG23	1.96	0.47
1:M:861:GLN:N	1:M:884:TRP:CD1	2.83	0.47
3:R:79:GLY:CA	4:V:65:ARG:NH1	2.75	0.47
4:V:32:ARG:HD2	4:V:76:CYS:SG	2.54	0.47
1:A:128:THR:HG22	1:A:166:GLU:OE1	2.14	0.47
1:C:461:ILE:HD11	1:C:491:MET:HG3	1.97	0.47
1:E:1044:GLN:HG2	1:E:1068:LYS:HZ2	1.78	0.47
1:E:330:LEU:HD22	1:E:353:ILE:HG22	1.96	0.47
1:E:585:LYS:CA	1:E:588:VAL:HG23	2.44	0.47
1:G:1176:HIS:CD2	1:G:1197:GLY:O	2.68	0.47
1:G:1204:VAL:HG12	1:G:1205:VAL:HG23	1.97	0.47
1:G:160:LYS:CB	1:G:160:LYS:HZ2	2.26	0.47
1:G:544:PHE:HE1	1:G:576:VAL:CG1	2.14	0.47
1:G:585:LYS:CA	1:G:588:VAL:HG23	2.44	0.47

*Continued on next page...*

*Continued from previous page...*

Atom-1	Atom-2	Interatomic distance (Å)	Clash overlap (Å)
1:G:553:HIS:CB	1:G:610:VAL:CG1	2.89	0.47
1:I:1135:PHE:CD1	1:I:1142:LEU:HD13	2.49	0.47
1:I:384:THR:HB	1:I:449:ASN:OD1	2.15	0.47
1:I:529:TYR:HE1	1:I:533:LEU:HD13	1.80	0.47
1:I:585:LYS:HA	1:I:588:VAL:HG23	1.96	0.47
1:I:553:HIS:CB	1:I:610:VAL:CG1	2.89	0.47
1:I:861:GLN:N	1:I:884:TRP:CD1	2.83	0.47
1:K:1101:SER:HB3	1:K:1112:TRP:NE1	2.30	0.47
1:K:1171:GLU:CG	1:K:1172:GLY:N	2.68	0.47
1:K:1233:VAL:CB	1:K:1243:ILE:HA	2.43	0.47
1:K:145:GLY:O	1:K:146:GLU:HB2	2.14	0.47
1:K:374:MET:SD	1:K:374:MET:N	2.87	0.47
1:K:662:CYS:SG	1:K:704:CYS:HA	2.54	0.47
1:K:844:GLN:HB3	1:K:884:TRP:HZ2	1.80	0.47
1:M:662:CYS:SG	1:M:704:CYS:HA	2.54	0.47
1:M:681:VAL:HG11	1:M:716:LEU:HD21	1.97	0.47
1:M:855:ALA:HB2	1:M:869:THR:HG23	1.96	0.47
3:Q:31:SER:C	4:T:11:ARG:HA	2.34	0.47
3:Q:31:SER:HB3	4:T:11:ARG:C	2.18	0.47
3:R:80:TYR:HE1	4:V:64:THR:HG1	0.67	0.47
1:A:147:PRO:HG3	1:C:121:GLN:HE22	1.79	0.47
1:A:200:GLN:O	1:A:203:CYS:HB3	2.15	0.47
1:A:461:ILE:HD11	1:A:491:MET:HG3	1.97	0.47
1:A:999:ARG:HA	1:A:999:ARG:HD2	1.74	0.47
1:C:1208:GLU:HG3	1:C:1211:GLN:CG	2.44	0.47
1:C:862:TYR:HD1	1:C:885:VAL:N	2.11	0.47
1:E:209:ASP:O	1:E:210:GLU:CB	2.63	0.47
1:E:923:LYS:CB	1:E:940:VAL:HG21	2.41	0.47
1:G:570:GLU:OE2	1:G:571:PRO:HD2	2.14	0.47
1:I:1101:SER:HB3	1:I:1112:TRP:NE1	2.30	0.47
1:I:128:THR:HG22	1:I:166:GLU:OE1	2.14	0.47
1:I:844:GLN:HB3	1:I:884:TRP:HZ2	1.80	0.47
1:K:1232:TYR:OH	1:K:1234:THR:CB	2.59	0.47
1:K:1233:VAL:CG1	1:K:1243:ILE:HG23	2.45	0.47
1:K:128:THR:HG22	1:K:166:GLU:OE1	2.14	0.47
1:K:496:MET:HA	1:K:496:MET:HE3	1.97	0.47
1:K:570:GLU:OE2	1:K:571:PRO:HD2	2.14	0.47
1:K:718:THR:OG1	1:K:726:LYS:HB2	2.14	0.47
1:M:226:ARG:O	1:M:230:LEU:HG	2.14	0.47
1:M:844:GLN:HB3	1:M:884:TRP:HZ2	1.80	0.47
4:T:32:ARG:HD2	4:T:76:CYS:SG	2.54	0.47

*Continued on next page...*

*Continued from previous page...*

Atom-1	Atom-2	Interatomic distance (Å)	Clash overlap (Å)
4:U:18:GLU:CG	4:U:52:ARG:NH1	2.67	0.47
1:A:1200:LYS:CD	1:A:1211:GLN:HB3	2.33	0.47
1:A:855:ALA:HB2	1:A:869:THR:HG23	1.96	0.47
1:C:359:TYR:HE1	1:C:361:TYR:CD1	2.32	0.47
1:E:461:ILE:HD11	1:E:491:MET:HG3	1.97	0.47
1:G:585:LYS:HA	1:G:588:VAL:HG23	1.96	0.47
1:I:1022:SER:OG	1:I:1023:ASP:N	2.48	0.47
1:I:1176:HIS:CD2	1:I:1197:GLY:O	2.68	0.47
1:K:200:GLN:O	1:K:203:CYS:HB3	2.15	0.47
1:K:226:ARG:O	1:K:230:LEU:HG	2.14	0.47
1:K:246:TRP:CD1	1:K:246:TRP:N	2.81	0.47
1:M:128:THR:HG22	1:M:166:GLU:OE1	2.14	0.47
1:M:742:HIS:CE1	1:M:768:LYS:HD2	2.50	0.47
3:Q:79:GLY:HA3	4:U:65:ARG:NH2	2.30	0.47
1:A:585:LYS:HA	1:A:588:VAL:HG23	1.96	0.47
1:A:629:ARG:HB2	1:A:642:PHE:O	2.15	0.47
1:A:742:HIS:CE1	1:A:768:LYS:HD2	2.50	0.47
1:C:306:LEU:HA	1:C:307:PRO:HD3	1.76	0.47
1:C:681:VAL:HG11	1:C:716:LEU:HD21	1.97	0.47
1:E:226:ARG:O	1:E:230:LEU:HG	2.14	0.47
1:E:319:GLY:O	1:E:321:PRO:HD3	2.14	0.47
1:E:484:TYR:HA	1:E:509:TRP:CZ2	2.49	0.47
1:G:1233:VAL:CG1	1:G:1243:ILE:HG23	2.45	0.47
1:G:534:ASP:O	1:G:538:CYS:SG	2.68	0.47
1:G:864:VAL:HG22	1:G:885:VAL:HG11	1.95	0.47
1:G:861:GLN:N	1:G:884:TRP:CD1	2.83	0.47
1:I:1057:ARG:HA	1:I:1071:ASN:HA	1.97	0.47
1:I:1176:HIS:HB2	1:I:1218:THR:HG23	1.87	0.47
1:I:1204:VAL:HG12	1:I:1205:VAL:HG23	1.97	0.47
1:K:1187:PRO:HG2	1:K:1229:PHE:CB	2.42	0.47
1:K:209:ASP:O	1:K:210:GLU:CB	2.63	0.47
1:A:336:ASN:CB	1:M:431:LYS:HZ3	2.12	0.47
1:M:568:LEU:HG	1:M:568:LEU:H	1.51	0.47
1:M:639:LEU:O	1:M:653:ILE:HG21	2.07	0.47
1:M:700:GLU:HB3	1:M:721:SER:HB2	1.96	0.47
1:A:330:LEU:HD22	1:A:353:ILE:HG22	1.97	0.47
1:A:529:TYR:HE1	1:A:533:LEU:HD13	1.80	0.47
1:C:384:THR:HB	1:C:449:ASN:OD1	2.15	0.47
1:C:629:ARG:HB2	1:C:642:PHE:O	2.15	0.47
1:C:884:TRP:O	1:C:885:VAL:C	2.53	0.47
1:E:1057:ARG:HA	1:E:1071:ASN:HA	1.96	0.47

*Continued on next page...*

*Continued from previous page...*

Atom-1	Atom-2	Interatomic distance (Å)	Clash overlap (Å)
1:E:1181:THR:HG21	1:E:1221:LYS:CA	2.39	0.47
1:E:718:THR:OG1	1:E:726:LYS:HB2	2.14	0.47
1:E:861:GLN:N	1:E:884:TRP:CD1	2.83	0.47
1:G:681:VAL:HG11	1:G:716:LEU:HD21	1.97	0.47
1:I:1233:VAL:CG1	1:I:1243:ILE:HG23	2.45	0.47
1:K:252:LYS:CA	1:K:252:LYS:CE	2.92	0.47
1:M:1204:VAL:HG12	1:M:1205:VAL:HG23	1.97	0.47
1:M:384:THR:HB	1:M:449:ASN:OD1	2.15	0.47
1:M:461:ILE:HD11	1:M:491:MET:CG	2.44	0.47
4:T:7:ARG:HA	4:T:10:ARG:CZ	2.44	0.47
3:R:31:SER:O	4:U:11:ARG:C	2.53	0.47
1:A:1065:GLY:HA2	1:A:1088:VAL:HG23	1.97	0.46
1:A:1204:VAL:HG12	1:A:1205:VAL:HG23	1.97	0.46
1:A:334:PHE:CB	1:A:337:ARG:HG2	2.45	0.46
1:A:398:LYS:O	1:A:401:CYS:HB2	2.15	0.46
1:A:445:LEU:O	1:A:449:ASN:N	2.48	0.46
1:A:531:HIS:ND1	1:A:531:HIS:N	2.61	0.46
1:A:662:CYS:SG	1:A:704:CYS:HA	2.54	0.46
1:C:1208:GLU:HG3	1:C:1211:GLN:NE2	2.31	0.46
1:C:529:TYR:HE1	1:C:533:LEU:HD13	1.80	0.46
1:C:861:GLN:N	1:C:884:TRP:CD1	2.83	0.46
1:E:1204:VAL:HG12	1:E:1205:VAL:HG23	1.97	0.46
1:E:610:VAL:HG22	1:E:907:ARG:CG	2.43	0.46
1:G:1136:SER:HA	1:G:1185:PHE:HD2	1.78	0.46
1:G:591:GLY:O	1:G:592:MET:CB	2.56	0.46
1:G:879:ARG:CB	1:G:921:MET:CE	2.73	0.46
1:I:379:ILE:CD1	1:I:417:GLU:OE1	2.63	0.46
1:I:585:LYS:CA	1:I:588:VAL:HG23	2.44	0.46
1:I:671:PHE:HE1	1:I:692:VAL:HG11	1.80	0.46
1:K:1135:PHE:CD1	1:K:1142:LEU:HD13	2.50	0.46
1:K:334:PHE:CB	1:K:337:ARG:HG2	2.45	0.46
1:K:446:THR:O	1:K:450:CYS:HB3	2.15	0.46
1:M:1065:GLY:HA2	1:M:1088:VAL:HG23	1.97	0.46
1:M:1135:PHE:CD1	1:M:1142:LEU:HD13	2.49	0.46
1:M:1176:HIS:HB2	1:M:1218:THR:HG23	1.85	0.46
1:M:561:PRO:CB	1:M:1214:TYR:CD2	2.87	0.46
4:U:32:ARG:HD2	4:U:76:CYS:SG	2.54	0.46
1:A:1145:GLY:HA2	1:A:1151:ILE:HD13	1.98	0.46
1:A:924:GLN:HB3	1:A:1238:LEU:CD1	2.45	0.46
1:A:196:LEU:HD11	1:A:200:GLN:HE21	1.78	0.46
1:A:448:LYS:O	1:A:448:LYS:HG2	2.16	0.46

*Continued on next page...*

*Continued from previous page...*

Atom-1	Atom-2	Interatomic distance (Å)	Clash overlap (Å)
1:A:861:GLN:N	1:A:884:TRP:CD1	2.83	0.46
1:C:209:ASP:O	1:C:210:GLU:CB	2.63	0.46
1:C:319:GLY:O	1:C:321:PRO:HD3	2.14	0.46
1:C:727:LEU:HD13	1:C:758:LEU:HD22	1.98	0.46
1:C:855:ALA:HB2	1:C:869:THR:HG23	1.96	0.46
1:E:200:GLN:O	1:E:203:CYS:HB3	2.15	0.46
1:G:334:PHE:CB	1:G:337:ARG:HG2	2.46	0.46
1:G:928:VAL:HG12	1:G:937:VAL:CB	2.46	0.46
1:I:226:ARG:O	1:I:230:LEU:HG	2.14	0.46
1:I:507:LEU:HA	1:I:510:ILE:HD12	1.96	0.46
1:I:727:LEU:HD13	1:I:758:LEU:HD22	1.98	0.46
1:I:753:PRO:HG3	1:I:810:GLY:HA3	1.97	0.46
1:K:1065:GLY:HA2	1:K:1088:VAL:HG23	1.97	0.46
1:K:1094:SER:HA	1:K:1135:PHE:CB	2.44	0.46
1:K:130:LYS:HB2	1:K:130:LYS:HE2	1.74	0.46
1:K:585:LYS:HA	1:K:588:VAL:HG23	1.96	0.46
1:K:753:PRO:HG3	1:K:810:GLY:HA3	1.97	0.46
1:M:1022:SER:OG	1:M:1023:ASP:N	2.48	0.46
1:M:1166:ALA:N	1:M:1167:PRO:CD	2.78	0.46
1:M:1208:GLU:HG3	1:M:1211:GLN:CG	2.44	0.46
1:M:179:PRO:HD2	1:M:237:ARG:CG	2.45	0.46
1:M:629:ARG:HB2	1:M:642:PHE:O	2.15	0.46
1:M:999:ARG:HD2	1:M:999:ARG:HA	1.73	0.46
3:R:79:GLY:O	4:V:65:ARG:CZ	2.62	0.46
1:A:359:TYR:CD1	1:A:359:TYR:C	2.86	0.46
1:A:727:LEU:HD13	1:A:758:LEU:HD22	1.97	0.46
1:C:461:ILE:HD11	1:C:491:MET:CG	2.44	0.46
1:E:1022:SER:OG	1:E:1023:ASP:N	2.48	0.46
1:C:147:PRO:HG3	1:E:121:GLN:HE22	1.79	0.46
1:E:1182:ASP:CB	1:E:1223:ILE:HG23	2.45	0.46
1:E:379:ILE:CD1	1:E:417:GLU:OE1	2.63	0.46
1:E:629:ARG:HB2	1:E:642:PHE:O	2.15	0.46
1:E:861:GLN:N	1:E:884:TRP:HD1	2.14	0.46
1:G:1057:ARG:HA	1:G:1071:ASN:HA	1.97	0.46
1:G:461:ILE:HD11	1:G:491:MET:HG3	1.97	0.46
1:G:753:PRO:HG3	1:G:810:GLY:HA3	1.97	0.46
1:I:505:PHE:HZ	1:I:540:VAL:CG1	2.17	0.46
1:K:639:LEU:O	1:K:653:ILE:HG21	2.07	0.46
1:K:700:GLU:HB3	1:K:721:SER:HB2	1.96	0.46
1:K:853:HIS:O	1:K:869:THR:N	2.39	0.46
1:K:922:LEU:CD1	1:K:1241:LEU:CD2	2.87	0.46

*Continued on next page...*

*Continued from previous page...*

Atom-1	Atom-2	Interatomic distance (Å)	Clash overlap (Å)
1:M:1233:VAL:CG1	1:M:1243:ILE:HG23	2.45	0.46
1:M:138:GLN:O	1:M:141:SER:HB3	2.16	0.46
1:M:446:THR:O	1:M:450:CYS:HB3	2.15	0.46
1:M:884:TRP:O	1:M:885:VAL:C	2.52	0.46
4:T:12:CYS:SG	4:T:88:PHE:HE2	2.38	0.46
3:X:9:LEU:HD23	3:X:68:TYR:CE2	2.50	0.46
1:A:1135:PHE:CD1	1:A:1142:LEU:HD13	2.50	0.46
1:A:1208:GLU:HG3	1:A:1211:GLN:CG	2.44	0.46
1:A:1208:GLU:HG3	1:A:1211:GLN:NE2	2.30	0.46
1:A:700:GLU:HB3	1:A:721:SER:HB2	1.96	0.46
1:C:1057:ARG:HA	1:C:1071:ASN:HA	1.97	0.46
1:C:1201:TRP:CB	1:C:1210:SER:O	2.58	0.46
1:C:138:GLN:O	1:C:141:SER:HB3	2.15	0.46
1:C:448:LYS:O	1:C:448:LYS:HG2	2.16	0.46
1:C:651:LEU:HA	1:C:651:LEU:HD22	1.79	0.46
1:C:657:GLU:HB2	1:C:680:LYS:HD2	1.96	0.46
1:E:231:MET:O	1:E:236:PRO:CB	2.63	0.46
1:E:332:ARG:NH1	1:E:332:ARG:CG	2.73	0.46
1:E:585:LYS:HA	1:E:588:VAL:HG23	1.96	0.46
1:E:762:SER:OG	1:E:764:ASP:OD1	2.25	0.46
1:G:1213:PHE:HD2	1:G:1214:TYR:H	1.63	0.46
1:G:629:ARG:HB2	1:G:642:PHE:O	2.15	0.46
1:G:727:LEU:HD13	1:G:758:LEU:HD22	1.97	0.46
1:I:244:ASP:O	1:I:245:VAL:HG23	2.16	0.46
1:I:252:LYS:CA	1:I:252:LYS:CE	2.92	0.46
1:I:398:LYS:O	1:I:401:CYS:HB2	2.16	0.46
1:I:681:VAL:HG11	1:I:716:LEU:HD21	1.97	0.46
1:K:681:VAL:HG11	1:K:716:LEU:HD21	1.97	0.46
1:M:1181:THR:CG2	1:M:1221:LYS:HA	2.40	0.46
1:M:1182:ASP:CB	1:M:1223:ILE:HG23	2.45	0.46
1:M:209:ASP:O	1:M:210:GLU:CB	2.63	0.46
1:A:671:PHE:HE1	1:A:692:VAL:HG11	1.80	0.46
1:A:884:TRP:O	1:A:885:VAL:C	2.53	0.46
1:C:1176:HIS:CD2	1:C:1197:GLY:O	2.68	0.46
1:C:1213:PHE:HD2	1:C:1214:TYR:H	1.63	0.46
1:C:924:GLN:HB3	1:C:1238:LEU:CD1	2.45	0.46
1:C:137:GLN:HG2	1:C:173:LEU:CD1	2.45	0.46
1:C:398:LYS:O	1:C:401:CYS:HB2	2.16	0.46
1:C:861:GLN:N	1:C:884:TRP:HD1	2.14	0.46
1:E:1166:ALA:N	1:E:1167:PRO:CD	2.78	0.46
1:E:1213:PHE:HD2	1:E:1214:TYR:H	1.63	0.46

*Continued on next page...*



*Continued from previous page...*

Atom-1	Atom-2	Interatomic distance (Å)	Clash overlap (Å)
1:E:241:ILE:C	1:E:242:LEU:CD1	2.81	0.46
1:E:310:ALA:O	1:E:313:ILE:HG22	2.16	0.46
1:E:445:LEU:O	1:E:449:ASN:N	2.48	0.46
1:E:753:PRO:HG3	1:E:810:GLY:HA3	1.97	0.46
1:G:379:ILE:CD1	1:G:417:GLU:OE1	2.63	0.46
1:G:390:GLN:NE2	1:G:489:TYR:HE2	2.14	0.46
1:I:1094:SER:HA	1:I:1135:PHE:CB	2.44	0.46
1:I:1208:GLU:HG3	1:I:1211:GLN:NE2	2.31	0.46
1:I:209:ASP:O	1:I:210:GLU:CB	2.63	0.46
1:K:1176:HIS:CD2	1:K:1197:GLY:O	2.68	0.46
1:K:319:GLY:O	1:K:321:PRO:HD3	2.14	0.46
1:K:384:THR:HB	1:K:449:ASN:OD1	2.15	0.46
1:K:529:TYR:HE1	1:K:533:LEU:HD13	1.80	0.46
1:K:657:GLU:HB2	1:K:680:LYS:HD2	1.96	0.46
1:M:1101:SER:HB3	1:M:1112:TRP:NE1	2.30	0.46
1:M:1094:SER:HA	1:M:1135:PHE:CB	2.45	0.46
1:M:200:GLN:O	1:M:203:CYS:HB3	2.15	0.46
1:M:334:PHE:CB	1:M:337:ARG:HG2	2.45	0.46
1:M:529:TYR:HE1	1:M:533:LEU:HD13	1.80	0.46
3:Q:34:PHE:CE1	3:Q:66:ASP:HB2	2.50	0.46
3:O:79:GLY:CA	4:S:65:ARG:NH2	2.49	0.46
1:A:1051:ARG:O	1:A:1058:LEU:HD12	2.16	0.46
1:A:1101:SER:HB3	1:A:1112:TRP:NE1	2.30	0.46
1:A:390:GLN:NE2	1:A:489:TYR:HE2	2.14	0.46
1:C:1145:GLY:HA2	1:C:1151:ILE:HD13	1.98	0.46
1:C:1204:VAL:HG12	1:C:1205:VAL:HG23	1.96	0.46
1:C:310:ALA:O	1:C:313:ILE:HG22	2.16	0.46
1:C:445:LEU:O	1:C:449:ASN:N	2.48	0.46
1:C:446:THR:O	1:C:450:CYS:HB3	2.15	0.46
1:C:481:MET:O	1:C:485:ASN:ND2	2.49	0.46
1:E:1176:HIS:CD2	1:E:1197:GLY:O	2.68	0.46
1:E:390:GLN:NE2	1:E:489:TYR:HE2	2.14	0.46
1:E:431:LYS:HZ3	1:G:336:ASN:CB	2.12	0.46
1:E:461:ILE:HD11	1:E:491:MET:CG	2.44	0.46
1:E:727:LEU:HD13	1:E:758:LEU:HD22	1.97	0.46
1:E:622:CYS:HA	1:E:889:MET:HE1	1.98	0.46
1:G:1101:SER:HB3	1:G:1112:TRP:NE1	2.30	0.46
1:G:1182:ASP:CB	1:G:1223:ILE:HG23	2.45	0.46
1:G:179:PRO:HD2	1:G:237:ARG:CG	2.45	0.46
1:G:244:ASP:O	1:G:245:VAL:HG23	2.16	0.46
1:G:310:ALA:O	1:G:313:ILE:HG22	2.16	0.46

*Continued on next page...*

*Continued from previous page...*

Atom-1	Atom-2	Interatomic distance (Å)	Clash overlap (Å)
1:G:581:LYS:HA	1:G:581:LYS:HD2	1.68	0.46
1:I:1182:ASP:CB	1:I:1223:ILE:HG23	2.45	0.46
1:I:147:PRO:HG3	1:K:121:GLN:HE22	1.79	0.46
1:I:700:GLU:HB3	1:I:721:SER:HB2	1.96	0.46
1:I:928:VAL:HG12	1:I:937:VAL:CB	2.46	0.46
1:K:394:LYS:CB	1:K:434:ARG:CB	2.80	0.46
1:K:727:LEU:HD13	1:K:758:LEU:HD22	1.97	0.46
1:K:926:VAL:HG11	1:K:938:LEU:O	2.16	0.46
1:M:1213:PHE:HD2	1:M:1214:TYR:H	1.63	0.46
1:M:448:LYS:O	1:M:448:LYS:HG2	2.15	0.46
1:M:507:LEU:HD23	1:M:510:ILE:HD12	1.98	0.46
1:M:657:GLU:HB2	1:M:680:LYS:HD2	1.96	0.46
1:M:836:HIS:ND1	1:M:837:THR:O	2.49	0.46
3:P:31:SER:HA	4:S:11:ARG:O	2.16	0.46
1:A:1185:PHE:CD1	1:A:1192:LEU:CG	2.64	0.46
1:A:1202:TRP:HE3	1:A:1202:TRP:H	1.64	0.46
1:A:145:GLY:O	1:A:146:GLU:HB2	2.14	0.46
1:A:548:LEU:O	1:A:551:ASN:N	2.45	0.46
1:A:836:HIS:ND1	1:A:837:THR:O	2.49	0.46
1:A:866:LEU:HG	1:A:875:VAL:HB	1.98	0.46
1:C:1022:SER:OG	1:C:1023:ASP:N	2.48	0.46
1:C:260:ILE:HG13	1:C:260:ILE:O	2.05	0.46
1:C:641:VAL:HB	1:C:651:LEU:HB2	1.97	0.46
1:E:179:PRO:HD3	1:E:237:ARG:HH12	1.78	0.46
1:E:534:ASP:O	1:E:538:CYS:SG	2.68	0.46
1:E:844:GLN:HB3	1:E:884:TRP:HZ2	1.80	0.46
1:G:924:GLN:HB3	1:G:1238:LEU:CD1	2.45	0.46
1:G:200:GLN:O	1:G:203:CYS:HB3	2.15	0.46
1:G:836:HIS:ND1	1:G:837:THR:O	2.49	0.46
1:I:359:TYR:C	1:I:359:TYR:CD1	2.86	0.46
1:I:431:LYS:HZ3	1:K:336:ASN:CB	2.12	0.46
1:K:1204:VAL:HG12	1:K:1205:VAL:HG23	1.97	0.46
1:K:1208:GLU:HG3	1:K:1211:GLN:NE2	2.31	0.46
1:K:310:ALA:O	1:K:313:ILE:HG22	2.16	0.46
1:K:507:LEU:HD23	1:K:510:ILE:HD12	1.98	0.46
1:K:629:ARG:HB2	1:K:642:PHE:O	2.15	0.46
1:K:836:HIS:ND1	1:K:837:THR:O	2.49	0.46
1:K:866:LEU:HG	1:K:875:VAL:HB	1.98	0.46
1:M:244:ASP:O	1:M:245:VAL:HG23	2.16	0.46
1:M:505:PHE:CE2	1:M:575:GLU:OE1	2.60	0.46
1:M:866:LEU:HG	1:M:875:VAL:HB	1.98	0.46

*Continued on next page...*

*Continued from previous page...*

Atom-1	Atom-2	Interatomic distance (Å)	Clash overlap (Å)
3:O:13:ARG:HA	3:O:16:LEU:HD12	1.98	0.46
3:O:17:GLU:HG3	3:O:57:ILE:HD12	1.98	0.46
4:S:52:ARG:CD	4:T:38:HIS:NE2	2.61	0.46
3:X:44:ARG:HH12	4:Y:56:ARG:CD	2.28	0.46
3:X:17:GLU:OE2	3:X:54:ALA:HB2	2.16	0.46
1:A:209:ASP:O	1:A:210:GLU:CB	2.63	0.46
1:A:310:ALA:O	1:A:313:ILE:HG22	2.16	0.46
1:A:420:ASN:C	1:A:422:SER:H	2.20	0.46
1:A:922:LEU:CD1	1:A:1241:LEU:CD2	2.87	0.46
1:C:1051:ARG:O	1:C:1058:LEU:HD12	2.16	0.46
1:C:548:LEU:O	1:C:551:ASN:N	2.45	0.46
1:C:920:VAL:HG12	1:C:921:MET:N	2.25	0.46
1:C:920:VAL:CG1	1:C:921:MET:H	2.23	0.46
2:D:16:GLN:OE1	2:D:16:GLN:N	2.47	0.46
1:E:1065:GLY:HA2	1:E:1088:VAL:HG23	1.97	0.46
1:E:1101:SER:HB3	1:E:1112:TRP:NE1	2.30	0.46
1:E:1145:GLY:HA2	1:E:1151:ILE:HD13	1.98	0.46
1:E:448:LYS:O	1:E:448:LYS:HG2	2.16	0.46
1:E:446:THR:O	1:E:450:CYS:HB3	2.15	0.46
1:E:681:VAL:HG11	1:E:716:LEU:HD21	1.97	0.46
1:E:924:GLN:HB3	1:E:1238:LEU:CD1	2.45	0.46
1:G:138:GLN:O	1:G:141:SER:HB3	2.16	0.46
1:G:446:THR:O	1:G:450:CYS:HB3	2.15	0.46
2:H:16:GLN:OE1	2:H:16:GLN:N	2.47	0.46
1:I:310:ALA:O	1:I:313:ILE:HG22	2.16	0.46
1:I:496:MET:N	1:I:496:MET:SD	2.89	0.46
1:I:853:HIS:O	1:I:869:THR:N	2.38	0.46
1:M:145:GLY:O	1:M:146:GLU:HB2	2.14	0.46
1:M:453:LEU:CD1	1:M:454:GLN:N	2.73	0.46
1:M:641:VAL:HB	1:M:651:LEU:HB2	1.97	0.46
1:M:671:PHE:HE1	1:M:692:VAL:HG11	1.80	0.46
3:P:13:ARG:HA	3:P:16:LEU:HD12	1.98	0.46
3:P:4:LYS:HD3	3:P:90:GLY:HA2	1.97	0.46
3:Q:13:ARG:HA	3:Q:16:LEU:HD12	1.98	0.46
3:P:37:ILE:CG1	4:S:10:ARG:HD3	2.42	0.46
1:A:244:ASP:O	1:A:245:VAL:HG23	2.16	0.46
1:A:409:GLU:HG3	1:C:340:TYR:HH	1.76	0.46
1:A:496:MET:N	1:A:496:MET:SD	2.89	0.46
1:C:330:LEU:HD22	1:C:353:ILE:HG22	1.97	0.46
1:C:390:GLN:NE2	1:C:489:TYR:HE2	2.14	0.46
1:E:190:GLN:HA	1:E:190:GLN:OE1	2.16	0.46

*Continued on next page...*

*Continued from previous page...*

Atom-1	Atom-2	Interatomic distance (Å)	Clash overlap (Å)
1:E:252:LYS:CE	1:E:252:LYS:CA	2.92	0.46
1:E:318:LYS:HD3	1:E:439:ASP:HB2	1.98	0.46
1:E:591:GLY:O	1:E:592:MET:CB	2.56	0.46
1:G:507:LEU:HA	1:G:510:ILE:HD12	1.96	0.46
1:I:1232:TYR:OH	1:I:1234:THR:CB	2.59	0.46
1:I:507:LEU:HD23	1:I:510:ILE:HD12	1.98	0.46
1:I:861:GLN:N	1:I:884:TRP:HD1	2.14	0.46
1:K:1182:ASP:CB	1:K:1223:ILE:HG23	2.45	0.46
1:K:603:ILE:CB	1:K:1240:ILE:HG21	2.46	0.46
1:K:398:LYS:O	1:K:401:CYS:HB2	2.16	0.46
1:K:461:ILE:HD11	1:K:491:MET:HG3	1.97	0.46
1:K:484:TYR:HA	1:K:509:TRP:CZ2	2.49	0.46
1:M:1202:TRP:H	1:M:1202:TRP:HE3	1.64	0.46
1:M:252:LYS:CA	1:M:252:LYS:CE	2.92	0.46
1:M:753:PRO:HG3	1:M:810:GLY:HA3	1.97	0.46
1:M:887:GLY:O	1:M:900:SER:N	2.49	0.46
3:Q:17:GLU:HG3	3:Q:57:ILE:HD12	1.98	0.46
1:A:1182:ASP:CB	1:A:1223:ILE:HG23	2.45	0.46
1:A:1233:VAL:CG1	1:A:1243:ILE:HG23	2.45	0.46
1:A:447:GLU:HA	1:A:447:GLU:OE1	2.16	0.46
1:C:844:GLN:HB3	1:C:884:TRP:HZ2	1.80	0.46
1:E:394:LYS:CB	1:E:434:ARG:CB	2.80	0.46
1:E:866:LEU:HD22	1:E:914:VAL:HG12	1.98	0.46
1:E:884:TRP:O	1:E:885:VAL:C	2.53	0.46
1:E:920:VAL:HG12	1:E:921:MET:N	2.25	0.46
1:G:398:LYS:O	1:G:401:CYS:HB2	2.16	0.46
1:G:507:LEU:HD23	1:G:510:ILE:HD12	1.98	0.46
1:G:529:TYR:HE1	1:G:533:LEU:HD13	1.80	0.46
1:G:862:TYR:HD1	1:G:885:VAL:N	2.11	0.46
1:G:926:VAL:HG11	1:G:938:LEU:O	2.16	0.46
1:I:200:GLN:O	1:I:203:CYS:HB3	2.15	0.46
1:I:924:GLN:HB3	1:I:1238:LEU:CD1	2.45	0.46
1:M:229:ILE:CG2	1:M:233:ARG:HD3	2.31	0.46
1:M:330:LEU:HD22	1:M:353:ILE:HG22	1.97	0.46
1:M:928:VAL:HG12	1:M:937:VAL:CB	2.46	0.46
3:R:15:ALA:O	3:R:19:ASP:OD2	2.33	0.46
4:U:2:ASP:O	4:U:6:ARG:HG3	2.14	0.46
1:A:190:GLN:OE1	1:A:190:GLN:HA	2.16	0.45
1:A:256:SER:O	1:A:257:GLN:CB	2.65	0.45
1:C:190:GLN:OE1	1:C:190:GLN:HA	2.16	0.45
1:C:883:SER:OG	1:C:902:ASP:N	2.50	0.45

*Continued on next page...*

*Continued from previous page...*

Atom-1	Atom-2	Interatomic distance (Å)	Clash overlap (Å)
1:E:641:VAL:HB	1:E:651:LEU:HB2	1.97	0.45
1:E:836:HIS:ND1	1:E:837:THR:O	2.49	0.45
1:E:926:VAL:HG11	1:E:938:LEU:O	2.16	0.45
1:E:902:ASP:HB3	2:F:72:LYS:HZ2	1.77	0.45
1:G:318:LYS:HD3	1:G:439:ASP:HB2	1.98	0.45
1:G:671:PHE:HE1	1:G:692:VAL:HG11	1.81	0.45
1:I:1181:THR:HG21	1:I:1221:LYS:CA	2.39	0.45
1:I:484:TYR:HA	1:I:509:TRP:CZ2	2.49	0.45
1:I:597:TRP:CZ2	1:I:603:ILE:CG1	2.94	0.45
1:I:629:ARG:HB2	1:I:642:PHE:O	2.15	0.45
1:K:445:LEU:O	1:K:449:ASN:N	2.48	0.45
1:K:642:PHE:CE2	1:K:644:ALA:HA	2.51	0.45
1:M:190:GLN:HA	1:M:190:GLN:OE1	2.16	0.45
3:Q:79:GLY:CA	4:U:65:ARG:HH22	2.28	0.45
1:A:507:LEU:HD23	1:A:510:ILE:HD12	1.98	0.45
1:A:753:PRO:HG3	1:A:810:GLY:HA3	1.97	0.45
1:A:861:GLN:N	1:A:884:TRP:HD1	2.14	0.45
1:C:1182:ASP:HB3	1:C:1223:ILE:HG23	1.98	0.45
1:C:928:VAL:HG12	1:C:937:VAL:CB	2.46	0.45
1:C:926:VAL:HG11	1:C:938:LEU:O	2.16	0.45
1:C:923:LYS:CB	1:C:940:VAL:HG21	2.41	0.45
1:E:1182:ASP:HB3	1:E:1223:ILE:HG23	1.98	0.45
1:E:1208:GLU:HG3	1:E:1211:GLN:NE2	2.31	0.45
1:E:147:PRO:HG3	1:G:121:GLN:HE22	1.79	0.45
1:G:209:ASP:O	1:G:210:GLU:CB	2.63	0.45
1:G:359:TYR:HE1	1:G:361:TYR:CD1	2.32	0.45
1:G:448:LYS:HG2	1:G:448:LYS:O	2.16	0.45
1:I:445:LEU:O	1:I:449:ASN:N	2.48	0.45
1:I:448:LYS:HG2	1:I:448:LYS:O	2.15	0.45
1:I:529:TYR:C	1:I:532:ILE:CG2	2.85	0.45
1:I:866:LEU:HG	1:I:875:VAL:HB	1.98	0.45
1:K:924:GLN:HB3	1:K:1238:LEU:CD1	2.45	0.45
1:K:496:MET:N	1:K:496:MET:SD	2.89	0.45
1:K:883:SER:OG	1:K:902:ASP:N	2.50	0.45
1:M:171:HIS:CD2	1:M:171:HIS:O	2.70	0.45
1:M:447:GLU:HA	1:M:447:GLU:OE1	2.17	0.45
1:M:727:LEU:HD13	1:M:758:LEU:HD22	1.98	0.45
3:Q:37:ILE:HG13	4:T:63:GLU:OE2	2.17	0.45
4:S:14:LEU:HD13	4:S:18:GLU:OE2	2.15	0.45
1:A:1166:ALA:N	1:A:1167:PRO:CD	2.78	0.45
1:A:384:THR:HB	1:A:449:ASN:OD1	2.15	0.45

*Continued on next page...*

*Continued from previous page...*

Atom-1	Atom-2	Interatomic distance (Å)	Clash overlap (Å)
1:A:384:THR:O	1:A:387:SER:CB	2.65	0.45
1:A:434:ARG:CG	1:A:434:ARG:HH21	2.30	0.45
1:A:641:VAL:HB	1:A:651:LEU:HB2	1.97	0.45
1:A:887:GLY:O	1:A:900:SER:N	2.49	0.45
1:A:928:VAL:HG12	1:A:937:VAL:CB	2.46	0.45
1:C:160:LYS:CB	1:C:160:LYS:HZ2	2.29	0.45
1:C:384:THR:O	1:C:387:SER:CB	2.65	0.45
1:C:447:GLU:HA	1:C:447:GLU:OE1	2.17	0.45
1:E:603:ILE:CB	1:E:1240:ILE:HG21	2.46	0.45
1:E:130:LYS:HE2	1:E:130:LYS:HB2	1.74	0.45
1:E:137:GLN:HG2	1:E:173:LEU:CD1	2.45	0.45
1:E:244:ASP:O	1:E:245:VAL:HG23	2.16	0.45
1:E:334:PHE:CB	1:E:337:ARG:HG2	2.45	0.45
1:E:398:LYS:O	1:E:401:CYS:HB2	2.16	0.45
1:E:887:GLY:O	1:E:900:SER:N	2.49	0.45
1:G:1187:PRO:HG3	1:G:1229:PHE:HB2	1.98	0.45
1:G:294:ILE:HG22	1:G:295:LEU:N	2.32	0.45
1:G:330:LEU:HD12	1:G:330:LEU:HA	1.74	0.45
1:G:359:TYR:C	1:G:359:TYR:CD1	2.86	0.45
1:I:1166:ALA:N	1:I:1167:PRO:CD	2.78	0.45
1:I:190:GLN:OE1	1:I:190:GLN:HA	2.17	0.45
1:I:384:THR:O	1:I:387:SER:CB	2.65	0.45
1:I:461:ILE:HD11	1:I:491:MET:HG3	1.97	0.45
1:K:1245:GLN:HE21	1:K:1245:GLN:HB3	1.59	0.45
1:K:671:PHE:HE1	1:K:692:VAL:HG11	1.80	0.45
1:M:1051:ARG:O	1:M:1058:LEU:HD12	2.16	0.45
1:M:816:ALA:HB2	1:M:821:ILE:HG12	1.99	0.45
3:P:27:ASP:OD1	4:S:13:ARG:CD	2.65	0.45
3:R:17:GLU:HG3	3:R:57:ILE:HD12	1.98	0.45
1:A:221:GLU:O	1:A:224:LYS:HB3	2.17	0.45
1:A:359:TYR:HE1	1:A:361:TYR:CD1	2.32	0.45
1:A:642:PHE:CE2	1:A:644:ALA:HA	2.51	0.45
1:A:926:VAL:HG11	1:A:938:LEU:O	2.16	0.45
1:C:1106:ASP:HA	1:C:1129:CYS:HB3	1.99	0.45
1:C:1182:ASP:CB	1:C:1223:ILE:HG23	2.45	0.45
1:C:171:HIS:CD2	1:C:171:HIS:O	2.70	0.45
1:C:200:GLN:O	1:C:203:CYS:HB3	2.15	0.45
1:C:149:TRP:HZ2	1:C:255:ASP:HA	1.82	0.45
1:A:431:LYS:HZ1	1:C:336:ASN:CB	2.29	0.45
1:C:581:LYS:HA	1:C:581:LYS:HD2	1.68	0.45
1:E:1025:ALA:CB	1:E:1044:GLN:O	2.65	0.45

*Continued on next page...*

*Continued from previous page...*

Atom-1	Atom-2	Interatomic distance (Å)	Clash overlap (Å)
1:E:1051:ARG:O	1:E:1058:LEU:HD12	2.16	0.45
1:E:1232:TYR:OH	1:E:1234:THR:CB	2.59	0.45
1:E:529:TYR:HE1	1:E:533:LEU:HD13	1.80	0.45
1:G:1051:ARG:O	1:G:1058:LEU:HD12	2.16	0.45
1:G:1183:LEU:CD1	1:G:1183:LEU:N	2.73	0.45
1:G:1202:TRP:HE3	1:G:1202:TRP:H	1.64	0.45
1:G:231:MET:HG2	1:G:258:CYS:HB2	1.98	0.45
1:G:393:VAL:CG1	1:G:486:PHE:CE2	2.99	0.45
1:G:496:MET:SD	1:G:496:MET:N	2.89	0.45
1:G:866:LEU:HD22	1:G:914:VAL:HG12	1.98	0.45
1:G:844:GLN:HB3	1:G:884:TRP:HZ2	1.80	0.45
1:I:1136:SER:HA	1:I:1185:PHE:HD2	1.78	0.45
1:I:138:GLN:O	1:I:141:SER:HB3	2.16	0.45
1:I:318:LYS:HD3	1:I:439:ASP:HB2	1.98	0.45
1:K:1202:TRP:HE3	1:K:1202:TRP:H	1.64	0.45
1:K:138:GLN:O	1:K:141:SER:HB3	2.16	0.45
1:K:448:LYS:O	1:K:448:LYS:HG2	2.15	0.45
1:K:573:THR:C	1:K:577:TYR:HB3	2.29	0.45
1:K:862:TYR:OH	1:K:881:HIS:CG	2.69	0.45
1:K:928:VAL:HG12	1:K:937:VAL:CB	2.46	0.45
1:M:1208:GLU:HG3	1:M:1211:GLN:NE2	2.31	0.45
1:M:244:ASP:HB3	1:M:245:VAL:H	1.51	0.45
1:M:310:ALA:O	1:M:313:ILE:HG22	2.16	0.45
1:M:398:LYS:O	1:M:401:CYS:HB2	2.16	0.45
3:Q:27:ASP:CB	4:T:14:LEU:HD23	2.46	0.45
4:S:44:GLN:C	4:S:45:ARG:HE	2.20	0.45
4:T:8:LEU:HD13	4:T:9:LEU:N	2.30	0.45
4:Y:90:ARG:NH2	4:Y:90:ARG:HG2	2.31	0.45
1:A:171:HIS:O	1:A:171:HIS:CD2	2.70	0.45
1:A:456:LEU:O	1:A:459:LYS:CA	2.65	0.45
1:A:597:TRP:CD1	1:A:1243:ILE:N	2.85	0.45
1:C:136:ILE:HD13	1:C:152:ILE:HD13	1.99	0.45
1:C:334:PHE:CB	1:C:337:ARG:HG2	2.45	0.45
1:C:610:VAL:HG22	1:C:907:ARG:CG	2.43	0.45
1:C:642:PHE:CE2	1:C:644:ALA:HA	2.52	0.45
1:C:887:GLY:O	1:C:900:SER:N	2.49	0.45
1:E:236:PRO:CD	1:E:237:ARG:H	2.30	0.45
1:E:671:PHE:HE1	1:E:692:VAL:HG11	1.80	0.45
2:F:14:CYS:CB	7:F:201:HEM:HAB	2.43	0.45
1:G:1065:GLY:HA2	1:G:1088:VAL:HG23	1.97	0.45
1:G:1145:GLY:HA2	1:G:1151:ILE:HD13	1.98	0.45

*Continued on next page...*

*Continued from previous page...*

Atom-1	Atom-2	Interatomic distance (Å)	Clash overlap (Å)
1:G:171:HIS:CD2	1:G:171:HIS:O	2.70	0.45
1:G:384:THR:O	1:G:387:SER:CB	2.65	0.45
1:G:456:LEU:O	1:G:459:LYS:CA	2.65	0.45
1:I:887:GLY:O	1:I:900:SER:N	2.49	0.45
1:I:146:GLU:HG2	1:K:111:ARG:NH1	2.19	0.45
1:K:259:GLN:HG2	1:K:259:GLN:H	1.56	0.45
1:K:420:ASN:C	1:K:422:SER:H	2.20	0.45
1:K:816:ALA:HB2	1:K:821:ILE:HG12	1.99	0.45
1:M:461:ILE:HD11	1:M:491:MET:HG3	1.97	0.45
1:M:642:PHE:CE2	1:M:644:ALA:HA	2.51	0.45
1:G:116:GLU:OE2	3:O:6:ARG:CZ	2.64	0.45
4:Y:10:ARG:HG2	4:Y:10:ARG:H	1.60	0.45
1:A:1087:THR:CG2	2:B:39:LYS:CD	2.75	0.45
1:A:179:PRO:HD2	1:A:237:ARG:CG	2.45	0.45
1:A:610:VAL:HG22	1:A:907:ARG:CG	2.43	0.45
1:C:1025:ALA:CB	1:C:1044:GLN:O	2.65	0.45
1:C:195:LEU:HD12	1:C:195:LEU:C	2.36	0.45
1:C:673:ALA:H	1:C:707:PHE:HE2	1.65	0.45
1:E:1202:TRP:H	1:E:1202:TRP:HE3	1.64	0.45
1:E:149:TRP:HZ2	1:E:255:ASP:HA	1.81	0.45
1:E:294:ILE:HG22	1:E:295:LEU:N	2.32	0.45
1:E:447:GLU:HA	1:E:447:GLU:OE1	2.17	0.45
1:E:481:MET:O	1:E:485:ASN:ND2	2.49	0.45
1:E:673:ALA:H	1:E:707:PHE:HE2	1.65	0.45
1:G:1063:PHE:HA	1:G:1087:THR:HG22	1.99	0.45
1:G:221:GLU:O	1:G:224:LYS:HB3	2.17	0.45
1:G:149:TRP:HZ2	1:G:255:ASP:HA	1.81	0.45
1:G:866:LEU:HG	1:G:875:VAL:HB	1.98	0.45
1:I:171:HIS:O	1:I:171:HIS:CD2	2.70	0.45
1:I:221:GLU:O	1:I:224:LYS:HB3	2.17	0.45
1:I:231:MET:HG2	1:I:258:CYS:HB2	1.98	0.45
1:I:390:GLN:NE2	1:I:489:TYR:HE2	2.14	0.45
1:I:434:ARG:CG	1:I:434:ARG:HH21	2.30	0.45
1:I:487:LEU:HG	1:I:503:LEU:HD21	1.99	0.45
1:K:1176:HIS:HB2	1:K:1218:THR:HG23	1.88	0.45
1:K:1182:ASP:HB3	1:K:1223:ILE:HG23	1.98	0.45
1:K:195:LEU:C	1:K:195:LEU:HD12	2.36	0.45
1:K:242:LEU:HD12	1:K:242:LEU:N	2.26	0.45
1:K:384:THR:O	1:K:387:SER:CB	2.65	0.45
1:M:1145:GLY:HA2	1:M:1151:ILE:HD13	1.98	0.45
1:M:603:ILE:CB	1:M:1240:ILE:HG21	2.47	0.45

*Continued on next page...*



*Continued from previous page...*

Atom-1	Atom-2	Interatomic distance (Å)	Clash overlap (Å)
1:M:456:LEU:O	1:M:459:LYS:CA	2.65	0.45
1:M:529:TYR:C	1:M:532:ILE:CG2	2.85	0.45
1:M:544:PHE:HE1	1:M:576:VAL:CG1	2.14	0.45
1:M:639:LEU:HD23	1:M:653:ILE:HD13	1.93	0.45
1:M:926:VAL:HG11	1:M:938:LEU:O	2.16	0.45
1:A:1063:PHE:HA	1:A:1087:THR:HG22	1.99	0.45
1:A:1106:ASP:HA	1:A:1129:CYS:HB3	1.99	0.45
1:A:1185:PHE:CE1	1:A:1192:LEU:HD12	2.39	0.45
1:A:138:GLN:O	1:A:141:SER:HB3	2.16	0.45
1:A:294:ILE:HG22	1:A:295:LEU:N	2.32	0.45
1:A:883:SER:OG	1:A:902:ASP:N	2.50	0.45
1:C:1011:PHE:HE1	1:C:1018:LEU:HD13	1.82	0.45
1:C:1032:TRP:O	1:C:1034:LEU:N	2.50	0.45
1:C:244:ASP:O	1:C:245:VAL:HG23	2.16	0.45
1:C:753:PRO:HG3	1:C:810:GLY:HA3	1.97	0.45
1:C:866:LEU:HG	1:C:875:VAL:HB	1.98	0.45
1:E:138:GLN:O	1:E:141:SER:HB3	2.16	0.45
1:E:171:HIS:CD2	1:E:171:HIS:O	2.70	0.45
1:E:337:ARG:HD3	1:E:341:TYR:CE2	2.52	0.45
1:E:529:TYR:CD1	1:E:529:TYR:O	2.70	0.45
1:E:866:LEU:HG	1:E:875:VAL:HB	1.98	0.45
1:G:1025:ALA:CB	1:G:1044:GLN:O	2.65	0.45
1:G:136:ILE:HD13	1:G:152:ILE:HD13	1.99	0.45
1:G:190:GLN:OE1	1:G:190:GLN:HA	2.16	0.45
1:G:481:MET:O	1:G:485:ASN:ND2	2.49	0.45
1:G:597:TRP:CD1	1:G:1243:ILE:N	2.85	0.45
1:G:642:PHE:CE2	1:G:644:ALA:HA	2.51	0.45
1:G:861:GLN:N	1:G:884:TRP:HD1	2.14	0.45
1:I:1151:ILE:N	1:I:1167:PRO:HD2	2.24	0.45
1:I:557:ARG:CG	1:I:558:GLN:N	2.79	0.45
1:I:603:ILE:CB	1:I:1240:ILE:HG21	2.47	0.45
1:I:883:SER:OG	1:I:902:ASP:N	2.50	0.45
1:I:926:VAL:HG11	1:I:938:LEU:O	2.16	0.45
1:K:1145:GLY:HA2	1:K:1151:ILE:HD13	1.98	0.45
1:K:1220:LEU:CD2	1:K:1234:THR:CB	2.74	0.45
1:K:529:TYR:C	1:K:532:ILE:CG2	2.85	0.45
1:K:887:GLY:O	1:K:900:SER:N	2.49	0.45
1:K:923:LYS:CB	1:K:940:VAL:HG21	2.41	0.45
1:M:256:SER:O	1:M:257:GLN:CB	2.65	0.45
1:M:496:MET:SD	1:M:496:MET:N	2.89	0.45
1:M:556:GLY:O	1:M:557:ARG:O	2.35	0.45

*Continued on next page...*

*Continued from previous page...*

Atom-1	Atom-2	Interatomic distance (Å)	Clash overlap (Å)
1:M:553:HIS:CB	1:M:610:VAL:CG1	2.89	0.45
1:M:924:GLN:HB3	1:M:1238:LEU:CD1	2.45	0.45
1:A:175:GLU:CD	3:P:4:LYS:NZ	2.70	0.45
3:P:19:ASP:C	4:T:64:THR:CG2	2.84	0.45
1:A:149:TRP:HZ2	1:A:255:ASP:HA	1.81	0.45
1:A:251:LEU:HD11	1:A:262:LEU:HD13	1.99	0.45
1:A:557:ARG:CG	1:A:558:GLN:N	2.79	0.45
1:A:581:LYS:HD2	1:A:581:LYS:HA	1.68	0.45
1:C:556:GLY:O	1:C:557:ARG:O	2.35	0.45
1:C:603:ILE:CB	1:C:1240:ILE:HG21	2.47	0.45
1:C:671:PHE:HE1	1:C:692:VAL:HG11	1.80	0.45
1:C:875:VAL:CG1	1:C:915:CYS:SG	2.94	0.45
1:E:1176:HIS:CA	1:E:1218:THR:HG21	2.47	0.45
1:E:434:ARG:HH21	1:E:434:ARG:CG	2.30	0.45
1:E:573:THR:C	1:E:577:TYR:HB3	2.28	0.45
1:G:1226:SER:CB	1:G:1227:PRO:HD2	2.47	0.45
1:G:445:LEU:O	1:G:449:ASN:N	2.48	0.45
1:I:1025:ALA:CB	1:I:1044:GLN:O	2.65	0.45
1:I:1051:ARG:O	1:I:1058:LEU:HD12	2.16	0.45
1:I:1063:PHE:HA	1:I:1087:THR:HG22	1.99	0.45
1:I:1065:GLY:HA2	1:I:1088:VAL:HG23	1.97	0.45
1:I:1198:TYR:HB2	1:I:1215:THR:H	1.82	0.45
1:I:642:PHE:CE2	1:I:644:ALA:HA	2.52	0.45
1:K:1051:ARG:O	1:K:1058:LEU:HD12	2.16	0.45
1:K:190:GLN:OE1	1:K:190:GLN:HA	2.16	0.45
1:M:1216:ASN:CB	1:M:1242:TYR:OH	2.65	0.45
1:M:208:GLN:H	1:M:208:GLN:HG3	1.48	0.45
1:M:221:GLU:O	1:M:224:LYS:HB3	2.17	0.45
1:M:242:LEU:HD12	1:M:242:LEU:N	2.26	0.45
1:M:558:GLN:CB	1:M:559:PRO:CD	2.75	0.45
1:M:597:TRP:CD1	1:M:1243:ILE:N	2.85	0.45
3:Q:34:PHE:O	3:Q:63:LYS:CE	2.65	0.45
4:T:1:MET:HE3	4:T:69:ALA:HB3	1.98	0.45
1:A:364:LEU:HD22	1:A:364:LEU:HA	1.81	0.45
1:A:487:LEU:HG	1:A:503:LEU:HD21	1.99	0.45
1:A:556:GLY:O	1:A:557:ARG:O	2.35	0.45
1:A:816:ALA:HB2	1:A:821:ILE:HG12	1.99	0.45
1:C:1065:GLY:HA2	1:C:1088:VAL:HG23	1.97	0.45
1:C:1181:THR:CG2	1:C:1221:LYS:HA	2.40	0.45
1:C:681:VAL:O	1:C:694:THR:HA	2.17	0.45
1:E:1106:ASP:HA	1:E:1129:CYS:HB3	1.99	0.45

*Continued on next page...*

*Continued from previous page...*

Atom-1	Atom-2	Interatomic distance (Å)	Clash overlap (Å)
1:E:237:ARG:NH1	1:E:237:ARG:CG	2.79	0.45
1:E:529:TYR:C	1:E:532:ILE:CG2	2.85	0.45
1:E:642:PHE:CE2	1:E:644:ALA:HA	2.51	0.45
1:G:1208:GLU:HG3	1:G:1211:GLN:NE2	2.30	0.45
1:G:252:LYS:CE	1:G:252:LYS:CA	2.92	0.45
1:G:460:ILE:HD13	1:G:490:HIS:CD2	2.52	0.45
1:G:560:PHE:HA	1:G:561:PRO:HD2	1.68	0.45
1:I:1182:ASP:HB3	1:I:1223:ILE:HG23	1.98	0.45
1:I:1183:LEU:N	1:I:1183:LEU:CD1	2.73	0.45
1:I:1202:TRP:H	1:I:1202:TRP:HE3	1.64	0.45
1:I:251:LEU:HD11	1:I:262:LEU:HD13	1.99	0.45
1:I:641:VAL:HB	1:I:651:LEU:HB2	1.97	0.45
1:I:816:ALA:HB2	1:I:821:ILE:HG12	1.99	0.45
1:I:836:HIS:ND1	1:I:837:THR:O	2.49	0.45
1:K:1216:ASN:CB	1:K:1242:TYR:OH	2.65	0.45
1:K:231:MET:HG2	1:K:258:CYS:HB2	1.98	0.45
1:M:1063:PHE:HA	1:M:1087:THR:HG22	1.99	0.45
1:M:1178:GLY:O	1:M:1179:TRP:CB	2.65	0.45
1:M:390:GLN:NE2	1:M:489:TYR:HE2	2.14	0.45
1:M:481:MET:O	1:M:485:ASN:ND2	2.49	0.45
1:M:487:LEU:HG	1:M:503:LEU:HD21	1.99	0.45
1:M:673:ALA:H	1:M:707:PHE:HE2	1.65	0.45
1:M:877:ASP:OD1	1:M:878:CYS:N	2.50	0.45
3:P:27:ASP:OD2	4:S:17:VAL:HG21	2.17	0.45
1:A:109:TYR:CE1	3:P:4:LYS:HB3	2.43	0.45
3:W:19:ASP:O	4:Y:64:THR:HB	2.17	0.45
1:A:1181:THR:CG2	1:A:1221:LYS:HA	2.40	0.45
1:A:597:TRP:CH2	1:A:603:ILE:HG12	2.43	0.45
1:A:681:VAL:O	1:A:694:THR:HA	2.17	0.45
1:C:1198:TYR:HB2	1:C:1215:THR:H	1.82	0.45
1:C:140:LEU:CD1	1:C:140:LEU:C	2.86	0.45
1:C:318:LYS:HD3	1:C:439:ASP:HB2	1.99	0.45
1:C:456:LEU:O	1:C:459:LYS:CA	2.65	0.45
1:C:496:MET:N	1:C:496:MET:SD	2.89	0.45
1:C:500:LEU:HD11	1:C:504:MET:SD	2.57	0.45
1:C:505:PHE:CE2	1:C:575:GLU:OE1	2.60	0.45
1:E:251:LEU:HD22	1:E:260:ILE:HD11	1.99	0.45
1:E:391:LYS:H	1:E:391:LYS:HG2	1.60	0.45
1:E:877:ASP:OD1	1:E:878:CYS:N	2.50	0.45
1:G:1030:TRP:HD1	1:G:1037:CYS:HG	1.65	0.45
1:G:1232:TYR:O	1:G:1244:LEU:HD23	2.17	0.45

*Continued on next page...*

*Continued from previous page...*

Atom-1	Atom-2	Interatomic distance (Å)	Clash overlap (Å)
1:G:246:TRP:HH2	1:G:370:ILE:HG22	1.82	0.45
1:G:390:GLN:CD	1:G:489:TYR:HE2	2.21	0.45
1:G:487:LEU:HG	1:G:503:LEU:HD21	1.99	0.45
1:I:390:GLN:CD	1:I:489:TYR:HE2	2.20	0.45
1:I:999:ARG:HD2	1:I:999:ARG:HA	1.73	0.45
1:K:1011:PHE:HE1	1:K:1018:LEU:HD13	1.82	0.45
1:K:244:ASP:O	1:K:245:VAL:HG23	2.16	0.45
1:K:149:TRP:HZ2	1:K:255:ASP:HA	1.81	0.45
1:K:294:ILE:HG22	1:K:295:LEU:N	2.32	0.45
1:K:390:GLN:HB3	1:K:393:VAL:CG1	2.47	0.45
1:K:487:LEU:HG	1:K:503:LEU:HD21	1.99	0.45
1:K:922:LEU:HD12	1:K:1241:LEU:CD2	2.39	0.45
1:K:999:ARG:HD2	1:K:999:ARG:HA	1.73	0.45
1:M:390:GLN:CD	1:M:489:TYR:HE2	2.21	0.45
3:P:17:GLU:HG3	3:P:57:ILE:HD12	1.98	0.45
3:R:31:SER:O	4:U:11:ARG:O	2.33	0.45
3:P:24:TYR:CZ	4:T:38:HIS:CD2	3.05	0.45
1:A:1182:ASP:HB3	1:A:1223:ILE:HG23	1.98	0.44
1:A:603:ILE:CB	1:A:1240:ILE:HG21	2.47	0.44
1:A:318:LYS:HD3	1:A:439:ASP:HB2	1.98	0.44
1:A:673:ALA:H	1:A:707:PHE:HE2	1.65	0.44
1:A:877:ASP:OD1	1:A:878:CYS:N	2.50	0.44
1:A:884:TRP:O	1:A:884:TRP:CE3	2.70	0.44
1:C:1202:TRP:H	1:C:1202:TRP:HE3	1.64	0.44
1:C:1232:TYR:O	1:C:1244:LEU:HD23	2.17	0.44
1:C:337:ARG:HD3	1:C:341:TYR:CE2	2.52	0.44
1:C:836:HIS:ND1	1:C:837:THR:O	2.49	0.44
1:C:999:ARG:HD2	1:C:999:ARG:HA	1.74	0.44
1:E:1232:TYR:O	1:E:1244:LEU:HD23	2.17	0.44
1:E:231:MET:HG2	1:E:258:CYS:HB2	1.98	0.44
1:E:496:MET:SD	1:E:496:MET:N	2.89	0.44
1:E:507:LEU:HD23	1:E:510:ILE:HD12	1.98	0.44
1:E:928:VAL:HG12	1:E:937:VAL:CB	2.46	0.44
1:G:1011:PHE:HE1	1:G:1018:LEU:HD13	1.82	0.44
1:G:1048:LYS:HD3	1:G:1063:PHE:CZ	2.52	0.44
1:G:1198:TYR:HB2	1:G:1215:THR:H	1.82	0.44
1:G:1198:TYR:HB2	1:G:1215:THR:HG23	2.00	0.44
1:G:237:ARG:HH11	1:G:237:ARG:CG	2.13	0.44
1:G:500:LEU:HD11	1:G:504:MET:SD	2.57	0.44
1:I:1011:PHE:HE1	1:I:1018:LEU:HD13	1.82	0.44
1:I:1106:ASP:HA	1:I:1129:CYS:HB3	1.99	0.44

*Continued on next page...*

*Continued from previous page...*

Atom-1	Atom-2	Interatomic distance (Å)	Clash overlap (Å)
1:I:149:TRP:HZ2	1:I:255:ASP:HA	1.81	0.44
1:I:556:GLY:O	1:I:557:ARG:O	2.35	0.44
1:K:1046:THR:HG22	1:K:1063:PHE:CD2	2.52	0.44
1:K:1106:ASP:HA	1:K:1129:CYS:HB3	1.99	0.44
1:K:171:HIS:CD2	1:K:171:HIS:O	2.70	0.44
1:K:337:ARG:HD3	1:K:341:TYR:CE2	2.52	0.44
1:K:597:TRP:CD1	1:K:1243:ILE:N	2.85	0.44
1:K:673:ALA:H	1:K:707:PHE:HE2	1.65	0.44
1:M:1025:ALA:CB	1:M:1044:GLN:O	2.65	0.44
1:M:1226:SER:CB	1:M:1227:PRO:HD2	2.47	0.44
1:M:294:ILE:HG22	1:M:295:LEU:N	2.32	0.44
1:M:384:THR:O	1:M:387:SER:CB	2.65	0.44
1:M:618:VAL:HA	1:M:634:GLY:HA2	2.00	0.44
1:M:883:SER:OG	1:M:902:ASP:N	2.50	0.44
1:A:179:PRO:CB	3:P:2:ASP:CG	2.67	0.44
4:U:13:ARG:HD2	4:U:17:VAL:HG13	1.98	0.44
1:A:999:ARG:CG	1:A:1030:TRP:CD2	3.00	0.44
1:A:1226:SER:CB	1:A:1227:PRO:HD2	2.47	0.44
1:A:1235:VAL:HA	1:A:1240:ILE:O	2.18	0.44
1:A:231:MET:HG2	1:A:258:CYS:HB2	1.98	0.44
1:A:862:TYR:HD1	1:A:885:VAL:N	2.11	0.44
1:A:875:VAL:CG1	1:A:915:CYS:SG	2.94	0.44
1:C:1048:LYS:HD3	1:C:1063:PHE:CZ	2.52	0.44
1:C:1216:ASN:CB	1:C:1242:TYR:OH	2.65	0.44
1:C:231:MET:HG2	1:C:258:CYS:HB2	1.98	0.44
1:E:1181:THR:CG2	1:E:1221:LYS:HA	2.40	0.44
1:E:208:GLN:H	1:E:208:GLN:HG3	1.48	0.44
1:E:420:ASN:C	1:E:422:SER:H	2.20	0.44
1:E:456:LEU:O	1:E:459:LYS:CA	2.65	0.44
1:E:500:LEU:HD11	1:E:504:MET:SD	2.57	0.44
1:E:557:ARG:CG	1:E:558:GLN:N	2.79	0.44
1:E:741:GLY:HA3	1:E:770:TRP:CZ2	2.53	0.44
1:E:999:ARG:CG	1:E:1030:TRP:CD2	3.00	0.44
1:G:1166:ALA:N	1:G:1167:PRO:CD	2.78	0.44
1:G:1216:ASN:CB	1:G:1242:TYR:OH	2.65	0.44
1:G:529:TYR:O	1:G:529:TYR:CD1	2.70	0.44
1:G:883:SER:OG	1:G:902:ASP:N	2.50	0.44
1:I:1232:TYR:O	1:I:1244:LEU:HD23	2.17	0.44
1:I:179:PRO:HD2	1:I:237:ARG:CG	2.45	0.44
1:I:456:LEU:O	1:I:459:LYS:CA	2.65	0.44
1:I:530:ARG:HG2	1:I:538:CYS:SG	2.58	0.44

*Continued on next page...*

*Continued from previous page...*

Atom-1	Atom-2	Interatomic distance (Å)	Clash overlap (Å)
1:I:681:VAL:O	1:I:694:THR:HA	2.17	0.44
1:K:221:GLU:O	1:K:224:LYS:HB3	2.17	0.44
1:K:447:GLU:HA	1:K:447:GLU:OE1	2.16	0.44
1:M:1011:PHE:HE1	1:M:1018:LEU:HD13	1.82	0.44
1:M:149:TRP:CH2	1:M:273:VAL:CG1	2.98	0.44
1:M:246:TRP:HH2	1:M:370:ILE:HG22	1.82	0.44
1:M:390:GLN:HB3	1:M:393:VAL:CG1	2.47	0.44
1:M:813:ILE:HG22	1:M:815:VAL:HG13	1.99	0.44
1:M:861:GLN:N	1:M:884:TRP:HD1	2.14	0.44
3:R:13:ARG:HA	3:R:16:LEU:HD12	1.98	0.44
3:X:40:GLU:HG2	3:X:44:ARG:HD2	1.99	0.44
1:A:1216:ASN:CB	1:A:1242:TYR:OH	2.65	0.44
1:A:568:LEU:H	1:A:568:LEU:HG	1.51	0.44
1:A:553:HIS:CB	1:A:610:VAL:CG1	2.89	0.44
1:C:1176:HIS:HB3	1:C:1218:THR:OG1	2.11	0.44
1:C:212:PHE:CB	1:C:226:ARG:NH1	2.57	0.44
1:C:429:ASN:HD22	1:C:429:ASN:HA	1.66	0.44
1:C:507:LEU:HD23	1:C:510:ILE:HD12	1.98	0.44
1:C:513:LYS:O	1:C:517:VAL:CB	2.62	0.44
1:C:741:GLY:HA3	1:C:770:TRP:CZ2	2.53	0.44
1:E:1048:LYS:HD3	1:E:1063:PHE:CZ	2.52	0.44
1:E:429:ASN:HD22	1:E:429:ASN:HA	1.66	0.44
1:E:403:LEU:HD11	1:E:459:LYS:HZ2	1.82	0.44
1:E:597:TRP:CD1	1:E:1243:ILE:N	2.85	0.44
1:E:766:THR:HG22	1:E:782:ASN:HA	2.00	0.44
1:G:1181:THR:CG2	1:G:1221:LYS:HA	2.40	0.44
1:G:1182:ASP:HB3	1:G:1223:ILE:HG23	1.98	0.44
1:G:556:GLY:O	1:G:557:ARG:O	2.35	0.44
1:G:505:PHE:CE2	1:G:575:GLU:OE1	2.60	0.44
1:G:681:VAL:O	1:G:694:THR:HA	2.17	0.44
1:G:887:GLY:O	1:G:900:SER:N	2.49	0.44
1:I:1048:LYS:HD3	1:I:1063:PHE:CZ	2.52	0.44
1:I:1235:VAL:HA	1:I:1240:ILE:O	2.18	0.44
1:I:1216:ASN:CB	1:I:1242:TYR:OH	2.65	0.44
1:I:137:GLN:HG2	1:I:173:LEU:CD1	2.45	0.44
1:I:246:TRP:HH2	1:I:370:ILE:HG22	1.82	0.44
1:I:390:GLN:HB3	1:I:393:VAL:CG1	2.47	0.44
1:I:447:GLU:OE1	1:I:447:GLU:HA	2.16	0.44
1:I:481:MET:O	1:I:485:ASN:ND2	2.49	0.44
1:K:999:ARG:CG	1:K:1030:TRP:CD2	3.00	0.44
1:K:1044:GLN:HG2	1:K:1068:LYS:HZ2	1.81	0.44

*Continued on next page...*

*Continued from previous page...*

Atom-1	Atom-2	Interatomic distance (Å)	Clash overlap (Å)
1:K:1063:PHE:HA	1:K:1087:THR:HG22	1.99	0.44
1:K:140:LEU:HD11	1:K:178:PHE:HE2	1.83	0.44
1:K:456:LEU:O	1:K:459:LYS:CA	2.65	0.44
1:K:390:GLN:NE2	1:K:489:TYR:HE2	2.14	0.44
1:K:530:ARG:HG2	1:K:538:CYS:SG	2.57	0.44
1:K:813:ILE:HG22	1:K:815:VAL:HG13	2.00	0.44
1:M:251:LEU:HD11	1:M:262:LEU:HD13	1.99	0.44
1:M:434:ARG:CG	1:M:434:ARG:HH21	2.30	0.44
1:M:741:GLY:HA3	1:M:770:TRP:CZ2	2.53	0.44
1:M:910:GLU:HG2	1:M:912:LYS:H	1.83	0.44
3:R:43:VAL:HG22	3:R:55:MET:HG3	2.00	0.44
1:A:1198:TYR:HB2	1:A:1215:THR:H	1.82	0.44
1:A:1232:TYR:O	1:A:1244:LEU:HD23	2.17	0.44
1:A:246:TRP:HH2	1:A:370:ILE:HG22	1.82	0.44
1:A:252:LYS:CA	1:A:252:LYS:CE	2.92	0.44
1:C:1226:SER:CB	1:C:1227:PRO:HD2	2.47	0.44
1:C:1235:VAL:HA	1:C:1240:ILE:O	2.18	0.44
1:C:139:LYS:HD2	1:C:278:TYR:CB	2.48	0.44
1:C:251:LEU:HD11	1:C:262:LEU:HD13	1.99	0.44
1:C:529:TYR:CD1	1:C:529:TYR:O	2.70	0.44
1:C:597:TRP:CD1	1:C:1243:ILE:N	2.85	0.44
1:C:816:ALA:HB2	1:C:821:ILE:HG12	1.99	0.44
1:E:1011:PHE:HE1	1:E:1018:LEU:HD13	1.82	0.44
1:E:1063:PHE:HA	1:E:1087:THR:HG22	1.99	0.44
1:E:1198:TYR:HB2	1:E:1215:THR:HG23	2.00	0.44
1:E:460:ILE:HD13	1:E:490:HIS:CD2	2.52	0.44
1:E:556:GLY:O	1:E:557:ARG:O	2.35	0.44
1:E:816:ALA:HB2	1:E:821:ILE:HG12	1.99	0.44
1:E:883:SER:OG	1:E:902:ASP:N	2.50	0.44
1:G:251:LEU:HD11	1:G:262:LEU:HD13	1.99	0.44
1:G:516:LEU:HA	1:G:516:LEU:HD12	1.83	0.44
1:G:557:ARG:CG	1:G:558:GLN:N	2.79	0.44
1:G:641:VAL:HB	1:G:651:LEU:HB2	1.97	0.44
1:G:877:ASP:OD1	1:G:878:CYS:N	2.50	0.44
1:G:999:ARG:CG	1:G:1030:TRP:CD2	3.00	0.44
1:I:1046:THR:HG22	1:I:1063:PHE:CD2	2.52	0.44
1:I:1213:PHE:HD2	1:I:1214:TYR:H	1.63	0.44
1:I:139:LYS:HD2	1:I:278:TYR:CB	2.48	0.44
1:I:460:ILE:HD13	1:I:490:HIS:CD2	2.52	0.44
1:I:529:TYR:CD1	1:I:529:TYR:O	2.70	0.44
1:I:766:THR:HG22	1:I:782:ASN:HA	2.00	0.44

*Continued on next page...*

*Continued from previous page...*

Atom-1	Atom-2	Interatomic distance (Å)	Clash overlap (Å)
1:I:884:TRP:O	1:I:884:TRP:CE3	2.71	0.44
1:I:923:LYS:CG	1:I:940:VAL:CG2	2.96	0.44
1:K:1025:ALA:CB	1:K:1044:GLN:O	2.65	0.44
1:K:261:LEU:HD12	1:K:261:LEU:O	2.18	0.44
1:K:460:ILE:HD13	1:K:490:HIS:CD2	2.52	0.44
1:K:529:TYR:CD1	1:K:529:TYR:O	2.70	0.44
1:K:557:ARG:CG	1:K:558:GLN:N	2.79	0.44
1:K:861:GLN:N	1:K:884:TRP:HD1	2.14	0.44
1:K:875:VAL:CG1	1:K:915:CYS:SG	2.94	0.44
1:M:337:ARG:HD3	1:M:341:TYR:CE2	2.52	0.44
1:M:885:VAL:HG23	1:M:887:GLY:N	2.33	0.44
1:M:999:ARG:CG	1:M:1030:TRP:CD2	3.00	0.44
3:O:77:HIS:O	4:S:36:ARG:HG3	2.17	0.44
4:S:70:LEU:HD13	4:S:93:ARG:HD2	1.99	0.44
4:U:13:ARG:NH1	4:U:59:ILE:CD1	2.80	0.44
3:X:68:TYR:CD1	3:X:91:ILE:HD13	2.52	0.44
1:A:1225:VAL:HG11	1:A:1229:PHE:CE2	2.52	0.44
1:A:260:ILE:O	1:A:260:ILE:HG13	2.06	0.44
1:A:390:GLN:CD	1:A:489:TYR:HE2	2.21	0.44
1:A:529:TYR:C	1:A:532:ILE:CG2	2.85	0.44
1:A:741:GLY:HA3	1:A:770:TRP:CZ2	2.53	0.44
1:C:1198:TYR:HB2	1:C:1215:THR:HG23	2.00	0.44
1:C:221:GLU:O	1:C:224:LYS:HB3	2.17	0.44
1:C:460:ILE:HD13	1:C:490:HIS:CD2	2.52	0.44
1:C:487:LEU:HG	1:C:503:LEU:HD21	1.99	0.44
1:C:530:ARG:HG2	1:C:538:CYS:SG	2.58	0.44
1:C:547:PHE:O	1:C:551:ASN:ND2	2.50	0.44
1:E:140:LEU:HD11	1:E:178:PHE:HE2	1.83	0.44
1:E:221:GLU:O	1:E:224:LYS:HB3	2.17	0.44
1:E:139:LYS:HD2	1:E:278:TYR:CB	2.48	0.44
1:E:487:LEU:HG	1:E:503:LEU:HD21	1.99	0.44
1:E:681:VAL:O	1:E:694:THR:HA	2.17	0.44
1:G:1232:TYR:OH	1:G:1234:THR:CB	2.59	0.44
1:G:595:LEU:CD2	1:G:1244:LEU:CD1	2.48	0.44
1:G:337:ARG:HD3	1:G:341:TYR:CE2	2.52	0.44
1:G:390:GLN:HB3	1:G:393:VAL:CG1	2.47	0.44
1:G:434:ARG:HH21	1:G:434:ARG:CG	2.30	0.44
1:G:529:TYR:C	1:G:532:ILE:CG2	2.85	0.44
1:G:685:ASN:OD1	1:G:686:SER:N	2.51	0.44
1:G:673:ALA:H	1:G:707:PHE:HE2	1.65	0.44
1:G:816:ALA:HB2	1:G:821:ILE:HG12	1.99	0.44

*Continued on next page...*



*Continued from previous page...*

Atom-1	Atom-2	Interatomic distance (Å)	Clash overlap (Å)
1:I:1145:GLY:HA2	1:I:1151:ILE:HD13	1.98	0.44
1:I:685:ASN:OD1	1:I:686:SER:N	2.51	0.44
1:I:813:ILE:HG22	1:I:815:VAL:HG13	2.00	0.44
1:K:1198:TYR:HB2	1:K:1215:THR:H	1.82	0.44
1:K:251:LEU:HD22	1:K:260:ILE:HD11	1.99	0.44
1:K:681:VAL:O	1:K:694:THR:HA	2.17	0.44
1:K:885:VAL:HG23	1:K:887:GLY:N	2.33	0.44
1:M:1087:THR:CG2	2:N:39:LYS:CD	2.75	0.44
1:M:685:ASN:OD1	1:M:686:SER:N	2.51	0.44
3:Q:19:ASP:HB3	4:U:64:THR:CA	2.46	0.44
4:U:15:ARG:HD2	4:U:88:PHE:CE2	2.52	0.44
1:A:136:ILE:HD13	1:A:152:ILE:HD13	1.99	0.44
1:A:642:PHE:HE2	1:A:644:ALA:HA	1.83	0.44
1:C:360:ASP:O	1:C:361:TYR:CD1	2.71	0.44
1:C:434:ARG:CG	1:C:434:ARG:HH21	2.30	0.44
1:C:453:LEU:CD1	1:C:454:GLN:N	2.73	0.44
1:C:529:TYR:C	1:C:532:ILE:CG2	2.85	0.44
1:C:877:ASP:OD1	1:C:878:CYS:N	2.50	0.44
1:C:622:CYS:HA	1:C:889:MET:HE1	2.00	0.44
1:E:1187:PRO:HG3	1:E:1229:PHE:HB2	1.99	0.44
1:E:1226:SER:CB	1:E:1227:PRO:HD2	2.47	0.44
1:E:1220:LEU:CB	1:E:1236:ASP:HB3	2.48	0.44
1:E:261:LEU:HD12	1:E:261:LEU:O	2.18	0.44
1:E:384:THR:O	1:E:387:SER:CB	2.65	0.44
1:E:530:ARG:HG2	1:E:538:CYS:SG	2.58	0.44
1:E:923:LYS:CG	1:E:940:VAL:CG2	2.96	0.44
1:G:1176:HIS:CA	1:G:1218:THR:HG21	2.48	0.44
1:G:603:ILE:CB	1:G:1240:ILE:HG21	2.47	0.44
1:G:132:LEU:HA	1:G:132:LEU:HD23	1.76	0.44
1:G:149:TRP:CH2	1:G:273:VAL:CG1	2.98	0.44
1:G:407:GLU:H	1:G:407:GLU:HG2	1.47	0.44
1:G:447:GLU:HA	1:G:447:GLU:OE1	2.17	0.44
1:G:530:ARG:HG2	1:G:538:CYS:SG	2.58	0.44
1:G:813:ILE:HG22	1:G:815:VAL:HG13	2.00	0.44
1:I:1200:LYS:CG	1:I:1211:GLN:HB2	2.47	0.44
1:I:1245:GLN:HE21	1:I:1245:GLN:HB3	1.59	0.44
1:I:140:LEU:HD11	1:I:178:PHE:HE2	1.83	0.44
1:I:251:LEU:HD22	1:I:260:ILE:HD11	1.99	0.44
1:I:337:ARG:HD3	1:I:341:TYR:CE2	2.52	0.44
1:I:673:ALA:H	1:I:707:PHE:HE2	1.65	0.44
1:K:251:LEU:HD11	1:K:262:LEU:HD13	1.99	0.44

*Continued on next page...*

*Continued from previous page...*

Atom-1	Atom-2	Interatomic distance (Å)	Clash overlap (Å)
1:K:359:TYR:HE1	1:K:361:TYR:CD1	2.32	0.44
1:K:318:LYS:HD3	1:K:439:ASP:HB2	1.98	0.44
1:K:642:PHE:HE2	1:K:644:ALA:HA	1.83	0.44
1:M:1046:THR:HG22	1:M:1063:PHE:CD2	2.53	0.44
1:M:1198:TYR:HB2	1:M:1215:THR:H	1.82	0.44
1:M:140:LEU:HD11	1:M:178:PHE:HE2	1.83	0.44
1:M:394:LYS:HB3	1:M:434:ARG:CG	2.48	0.44
1:M:460:ILE:HD13	1:M:490:HIS:CD2	2.52	0.44
1:M:681:VAL:O	1:M:694:THR:HA	2.17	0.44
4:V:11:ARG:HG3	4:V:12:CYS:N	2.32	0.44
1:A:137:GLN:C	3:W:6:ARG:NH2	2.71	0.44
1:A:1177:GLY:HA2	1:A:1197:GLY:N	2.32	0.44
1:A:500:LEU:HD11	1:A:504:MET:SD	2.57	0.44
1:A:622:CYS:HA	1:A:889:MET:HE1	2.00	0.44
1:A:923:LYS:CG	1:A:940:VAL:CG2	2.96	0.44
1:C:390:GLN:CD	1:C:489:TYR:HE2	2.21	0.44
1:C:568:LEU:H	1:C:568:LEU:HG	1.50	0.44
1:C:885:VAL:HG23	1:C:887:GLY:N	2.33	0.44
1:E:1216:ASN:CB	1:E:1242:TYR:OH	2.65	0.44
1:E:642:PHE:HE2	1:E:644:ALA:HA	1.83	0.44
1:E:947:GLN:HB3	1:E:956:ILE:HG23	2.00	0.44
1:G:139:LYS:HD2	1:G:278:TYR:CB	2.48	0.44
1:G:766:THR:HG22	1:G:782:ASN:HA	2.00	0.44
1:G:885:VAL:HG23	1:G:887:GLY:N	2.33	0.44
1:I:1044:GLN:HG2	1:I:1068:LYS:HZ2	1.82	0.44
1:I:1139:SER:OG	1:I:1140:THR:N	2.51	0.44
1:I:140:LEU:CD1	1:I:140:LEU:C	2.86	0.44
1:I:261:LEU:HD12	1:I:261:LEU:O	2.18	0.44
1:I:534:ASP:O	1:I:538:CYS:SG	2.68	0.44
1:I:560:PHE:HA	1:I:561:PRO:HD2	1.68	0.44
1:I:597:TRP:CD1	1:I:1243:ILE:N	2.85	0.44
1:I:999:ARG:CG	1:I:1030:TRP:CD2	3.00	0.44
1:K:1213:PHE:HD2	1:K:1214:TYR:H	1.63	0.44
1:K:564:VAL:HG13	1:K:583:GLN:CG	2.44	0.44
1:K:685:ASN:OD1	1:K:686:SER:N	2.51	0.44
1:K:766:THR:HG22	1:K:782:ASN:HA	2.00	0.44
1:K:877:ASP:OD1	1:K:878:CYS:N	2.50	0.44
1:M:1106:ASP:HA	1:M:1129:CYS:HB3	1.99	0.44
1:M:1235:VAL:HA	1:M:1240:ILE:O	2.18	0.44
1:M:318:LYS:HD3	1:M:439:ASP:HB2	1.99	0.44
1:M:500:LEU:HD11	1:M:504:MET:SD	2.57	0.44

*Continued on next page...*

*Continued from previous page...*

Atom-1	Atom-2	Interatomic distance (Å)	Clash overlap (Å)
1:M:947:GLN:HB3	1:M:956:ILE:HG23	2.00	0.44
1:A:1025:ALA:CB	1:A:1044:GLN:O	2.65	0.44
1:A:1151:ILE:N	1:A:1167:PRO:HD2	2.24	0.44
1:A:337:ARG:HD3	1:A:341:TYR:CE2	2.52	0.44
1:A:360:ASP:O	1:A:361:TYR:CD1	2.71	0.44
1:A:560:PHE:HA	1:A:561:PRO:HD2	1.68	0.44
1:A:639:LEU:HD23	1:A:653:ILE:HD13	1.93	0.44
1:A:885:VAL:HG23	1:A:887:GLY:N	2.33	0.44
1:C:1065:GLY:HA3	1:C:1086:GLY:O	2.18	0.44
1:C:251:LEU:HD22	1:C:260:ILE:HD11	1.99	0.44
1:C:534:ASP:O	1:C:538:CYS:SG	2.69	0.44
1:E:1046:THR:HG22	1:E:1063:PHE:CD2	2.53	0.44
1:E:1225:VAL:HG11	1:E:1229:PHE:CE2	2.53	0.44
1:E:251:LEU:HD11	1:E:262:LEU:HD13	1.99	0.44
1:E:390:GLN:HB3	1:E:393:VAL:CG1	2.47	0.44
1:E:390:GLN:CD	1:E:489:TYR:HE2	2.21	0.44
1:E:553:HIS:CB	1:E:610:VAL:CG1	2.89	0.44
1:E:884:TRP:O	1:E:884:TRP:CE3	2.71	0.44
1:E:885:VAL:HG23	1:E:887:GLY:N	2.33	0.44
1:E:910:GLU:HG2	1:E:912:LYS:H	1.82	0.44
1:G:1007:TRP:HZ3	1:G:1048:LYS:HA	1.83	0.44
1:G:1235:VAL:HA	1:G:1240:ILE:O	2.18	0.44
1:G:741:GLY:HA3	1:G:770:TRP:CZ2	2.53	0.44
1:I:1198:TYR:HB2	1:I:1215:THR:HG23	1.99	0.44
1:I:1225:VAL:HG11	1:I:1229:PHE:CE2	2.53	0.44
1:I:1233:VAL:HB	1:I:1243:ILE:HA	2.00	0.44
1:I:363:ALA:O	1:I:366:GLU:N	2.51	0.44
1:I:500:LEU:HD11	1:I:504:MET:SD	2.57	0.44
1:K:1225:VAL:HG11	1:K:1229:PHE:CE2	2.53	0.44
1:K:132:LEU:HA	1:K:132:LEU:HD23	1.76	0.44
1:K:390:GLN:CD	1:K:489:TYR:HE2	2.21	0.44
1:K:481:MET:O	1:K:485:ASN:ND2	2.49	0.44
1:M:1176:HIS:CA	1:M:1218:THR:HG21	2.47	0.44
1:M:1220:LEU:CB	1:M:1236:ASP:HB3	2.48	0.44
1:M:136:ILE:HD13	1:M:152:ILE:HD13	1.99	0.44
1:M:610:VAL:HG22	1:M:907:ARG:CG	2.43	0.44
4:T:70:LEU:HD13	4:T:93:ARG:HD2	1.99	0.44
4:Y:41:GLU:HA	4:Y:44:GLN:HE21	1.83	0.44
1:A:1213:PHE:HD2	1:A:1214:TYR:H	1.63	0.44
1:A:1220:LEU:CB	1:A:1236:ASP:HB3	2.48	0.44
1:A:251:LEU:HD22	1:A:260:ILE:HD11	1.99	0.44

*Continued on next page...*

*Continued from previous page...*

Atom-1	Atom-2	Interatomic distance (Å)	Clash overlap (Å)
1:A:862:TYR:OH	1:A:881:HIS:CG	2.69	0.44
1:C:1091:CYS:SG	1:C:1103:THR:HB	2.58	0.44
1:C:1220:LEU:CB	1:C:1236:ASP:HB3	2.48	0.44
1:C:140:LEU:HD11	1:C:178:PHE:HE2	1.83	0.44
1:C:884:TRP:CE3	1:C:884:TRP:O	2.71	0.44
1:E:1160:GLU:O	1:E:1162:LEU:N	2.49	0.44
1:E:1168:LEU:HD11	1:E:1171:GLU:HB3	2.00	0.44
1:E:136:ILE:HD13	1:E:152:ILE:HD13	1.99	0.44
1:E:360:ASP:O	1:E:361:TYR:CD1	2.71	0.44
1:E:557:ARG:HA	1:E:557:ARG:HD3	1.87	0.44
1:E:505:PHE:CE2	1:E:575:GLU:OE1	2.60	0.44
1:E:622:CYS:SG	1:E:664:ALA:HA	2.58	0.44
1:G:1046:THR:HG22	1:G:1063:PHE:CD2	2.52	0.44
1:G:1080:ASP:O	1:G:1081:PHE:HD1	2.01	0.44
1:G:1106:ASP:HA	1:G:1129:CYS:HB3	1.99	0.44
1:G:1160:GLU:O	1:G:1162:LEU:N	2.49	0.44
1:G:251:LEU:HD22	1:G:260:ILE:HD11	1.99	0.44
1:I:1226:SER:CB	1:I:1227:PRO:HD2	2.47	0.44
1:I:242:LEU:HD12	1:I:242:LEU:N	2.26	0.44
1:I:420:ASN:C	1:I:422:SER:H	2.20	0.44
1:I:453:LEU:CD1	1:I:454:GLN:N	2.73	0.44
1:I:618:VAL:HA	1:I:634:GLY:HA2	2.00	0.44
1:I:885:VAL:HG23	1:I:887:GLY:N	2.33	0.44
1:K:1220:LEU:CB	1:K:1236:ASP:HB3	2.48	0.44
1:K:171:HIS:HD2	1:K:171:HIS:O	2.01	0.44
1:K:557:ARG:HA	1:K:557:ARG:HD3	1.87	0.44
1:K:884:TRP:O	1:K:884:TRP:CE3	2.70	0.44
1:M:1160:GLU:O	1:M:1162:LEU:N	2.49	0.44
1:M:1194:SER:CB	1:M:1202:TRP:CE3	2.98	0.44
1:M:149:TRP:HZ2	1:M:255:ASP:HA	1.81	0.44
1:M:529:TYR:O	1:M:529:TYR:CD1	2.70	0.44
1:M:530:ARG:HG2	1:M:538:CYS:SG	2.58	0.44
1:M:557:ARG:HD3	1:M:557:ARG:HA	1.86	0.44
1:M:642:PHE:HE2	1:M:644:ALA:HA	1.83	0.44
4:U:70:LEU:HD13	4:U:93:ARG:HD2	1.99	0.44
1:A:1046:THR:HG22	1:A:1063:PHE:CD2	2.53	0.43
1:A:1198:TYR:HB2	1:A:1215:THR:HG23	2.00	0.43
1:A:407:GLU:H	1:A:407:GLU:HG2	1.47	0.43
1:A:736:ARG:NH1	1:A:772:ALA:O	2.39	0.43
1:C:1139:SER:OG	1:C:1140:THR:N	2.51	0.43
1:C:947:GLN:HB3	1:C:956:ILE:HG23	2.00	0.43

*Continued on next page...*

*Continued from previous page...*

Atom-1	Atom-2	Interatomic distance (Å)	Clash overlap (Å)
1:C:999:ARG:CG	1:C:1030:TRP:CD2	3.00	0.43
1:E:256:SER:O	1:E:257:GLN:CB	2.65	0.43
1:E:364:LEU:HA	1:E:364:LEU:HD22	1.81	0.43
1:E:703:ASN:HD22	1:E:746:VAL:HB	1.83	0.43
1:E:813:ILE:HG22	1:E:815:VAL:HG13	2.00	0.43
1:E:862:TYR:CD1	1:E:885:VAL:N	2.84	0.43
1:G:1187:PRO:CD	1:G:1229:PHE:CG	3.01	0.43
1:G:363:ALA:O	1:G:366:GLU:N	2.51	0.43
1:G:420:ASN:C	1:G:422:SER:H	2.20	0.43
1:G:835:ILE:HG12	1:G:869:THR:HA	1.99	0.43
1:I:136:ILE:HD13	1:I:152:ILE:HD13	1.99	0.43
1:I:294:ILE:HG22	1:I:295:LEU:N	2.32	0.43
1:I:547:PHE:O	1:I:551:ASN:ND2	2.50	0.43
1:I:622:CYS:SG	1:I:664:ALA:HA	2.58	0.43
1:I:877:ASP:OD1	1:I:878:CYS:N	2.50	0.43
1:K:1091:CYS:SG	1:K:1103:THR:HB	2.58	0.43
1:K:137:GLN:HG2	1:K:173:LEU:CD1	2.45	0.43
1:K:306:LEU:HA	1:K:307:PRO:HD3	1.76	0.43
1:K:543:ASN:CB	1:K:574:SER:CB	2.96	0.43
1:K:641:VAL:HB	1:K:651:LEU:HB2	1.97	0.43
1:K:835:ILE:HG12	1:K:869:THR:HA	1.99	0.43
1:K:910:GLU:HG2	1:K:912:LYS:H	1.83	0.43
1:M:1232:TYR:O	1:M:1244:LEU:HD23	2.17	0.43
1:M:139:LYS:HD2	1:M:278:TYR:CB	2.48	0.43
1:M:363:ALA:O	1:M:366:GLU:N	2.51	0.43
1:M:407:GLU:HG2	1:M:407:GLU:H	1.47	0.43
1:M:393:VAL:CG1	1:M:486:PHE:CE2	2.99	0.43
1:M:659:GLU:HG3	1:M:659:GLU:O	2.18	0.43
1:A:1011:PHE:HE1	1:A:1018:LEU:HD13	1.82	0.43
1:A:140:LEU:HD11	1:A:178:PHE:HE2	1.83	0.43
1:A:363:ALA:O	1:A:366:GLU:N	2.51	0.43
1:A:529:TYR:O	1:A:529:TYR:CD1	2.70	0.43
1:A:882:LEU:HD23	1:A:903:ASP:HB2	2.01	0.43
1:C:363:ALA:O	1:C:366:GLU:N	2.51	0.43
1:C:543:ASN:HB3	1:C:574:SER:CB	2.49	0.43
1:C:685:ASN:OD1	1:C:686:SER:N	2.51	0.43
1:E:1007:TRP:HZ3	1:E:1048:LYS:HA	1.83	0.43
1:E:1065:GLY:HA3	1:E:1086:GLY:O	2.18	0.43
1:E:1081:PHE:HE1	1:E:1117:LEU:HA	1.84	0.43
1:E:246:TRP:HH2	1:E:370:ILE:HG22	1.82	0.43
1:E:270:THR:O	1:E:270:THR:OG1	2.32	0.43

*Continued on next page...*

*Continued from previous page...*

Atom-1	Atom-2	Interatomic distance (Å)	Clash overlap (Å)
1:E:320:SER:O	1:E:320:SER:OG	2.36	0.43
1:E:363:ALA:O	1:E:366:GLU:N	2.51	0.43
1:G:1091:CYS:SG	1:G:1103:THR:HB	2.58	0.43
1:G:347:ASN:O	1:G:348:LYS:HB2	2.19	0.43
1:I:270:THR:OG1	1:I:270:THR:O	2.32	0.43
1:I:327:ILE:HD13	1:I:327:ILE:HA	1.82	0.43
1:I:835:ILE:HG12	1:I:869:THR:HA	2.00	0.43
1:K:1226:SER:CB	1:K:1227:PRO:HD2	2.47	0.43
1:K:359:TYR:C	1:K:359:TYR:CD1	2.86	0.43
1:K:543:ASN:HB3	1:K:574:SER:CB	2.48	0.43
1:K:882:LEU:HD23	1:K:903:ASP:HB2	2.00	0.43
1:M:1065:GLY:HA3	1:M:1086:GLY:O	2.18	0.43
1:M:1081:PHE:HE1	1:M:1117:LEU:HA	1.83	0.43
1:M:1225:VAL:HG11	1:M:1229:PHE:CE2	2.53	0.43
1:M:595:LEU:CD2	1:M:1244:LEU:CD1	2.48	0.43
1:M:231:MET:HG2	1:M:258:CYS:HB2	1.98	0.43
1:M:261:LEU:HD12	1:M:261:LEU:O	2.17	0.43
1:M:882:LEU:HD23	1:M:903:ASP:HB2	2.01	0.43
1:M:884:TRP:O	1:M:884:TRP:CE3	2.71	0.43
1:A:139:LYS:HD2	1:A:278:TYR:CB	2.48	0.43
1:A:835:ILE:HG12	1:A:869:THR:HA	1.99	0.43
1:A:947:GLN:HB3	1:A:956:ILE:HG23	2.00	0.43
1:C:1168:LEU:HD11	1:C:1171:GLU:HB3	2.00	0.43
1:C:1181:THR:HG22	1:C:1182:ASP:N	2.34	0.43
1:C:835:ILE:HG12	1:C:869:THR:HA	1.99	0.43
1:E:1067:VAL:HG11	1:E:1112:TRP:CZ2	2.54	0.43
1:E:1080:ASP:O	1:E:1081:PHE:HD1	2.01	0.43
1:E:543:ASN:HB3	1:E:574:SER:CB	2.49	0.43
1:E:618:VAL:HA	1:E:634:GLY:HA2	2.00	0.43
1:E:835:ILE:HG12	1:E:869:THR:HA	1.99	0.43
1:E:923:LYS:HD3	1:E:923:LYS:HA	1.82	0.43
1:G:114:LEU:HA	1:G:114:LEU:HD13	1.76	0.43
1:G:140:LEU:HD11	1:G:178:PHE:HE2	1.83	0.43
1:G:642:PHE:HE2	1:G:644:ALA:HA	1.83	0.43
1:I:1007:TRP:HZ3	1:I:1048:LYS:HA	1.83	0.43
1:I:659:GLU:O	1:I:659:GLU:HG3	2.18	0.43
1:I:923:LYS:HD3	1:I:923:LYS:HA	1.82	0.43
1:K:494:ALA:O	1:K:495:LYS:CB	2.62	0.43
1:K:500:LEU:HD11	1:K:504:MET:SD	2.57	0.43
1:K:556:GLY:O	1:K:557:ARG:O	2.35	0.43
1:K:923:LYS:CG	1:K:940:VAL:CG2	2.96	0.43

*Continued on next page...*

*Continued from previous page...*

Atom-1	Atom-2	Interatomic distance (Å)	Clash overlap (Å)
1:M:360:ASP:O	1:M:361:TYR:CD1	2.71	0.43
1:M:564:VAL:HG13	1:M:583:GLN:CG	2.44	0.43
1:M:622:CYS:SG	1:M:664:ALA:HA	2.58	0.43
1:M:835:ILE:HG12	1:M:869:THR:HA	1.99	0.43
1:M:923:LYS:CG	1:M:940:VAL:CG2	2.96	0.43
3:P:43:VAL:HG22	3:P:55:MET:HG3	2.00	0.43
3:Q:21:LYS:NZ	4:U:61:ASP:CG	2.71	0.43
3:R:48:THR:CG2	4:S:41:GLU:CB	2.43	0.43
1:A:1194:SER:CB	1:A:1202:TRP:CE3	2.98	0.43
1:A:239:LEU:HD12	1:A:240:LEU:H	1.76	0.43
1:A:526:PHE:HA	1:A:529:TYR:HB3	2.01	0.43
1:A:600:LYS:HG2	1:A:601:LYS:N	2.34	0.43
1:A:622:CYS:SG	1:A:664:ALA:HA	2.58	0.43
1:A:910:GLU:HG2	1:A:912:LYS:H	1.82	0.43
1:C:1081:PHE:HE1	1:C:1117:LEU:HA	1.83	0.43
1:C:1063:PHE:HA	1:C:1087:THR:HG22	1.99	0.43
1:C:1149:GLY:H	1:C:1180:VAL:CG2	2.30	0.43
1:C:1181:THR:HG21	1:C:1221:LYS:CA	2.39	0.43
1:C:261:LEU:O	1:C:261:LEU:HD12	2.18	0.43
1:C:347:ASN:O	1:C:348:LYS:HB2	2.19	0.43
1:C:391:LYS:H	1:C:391:LYS:HG2	1.61	0.43
1:C:420:ASN:C	1:C:422:SER:H	2.20	0.43
1:C:449:ASN:HA	1:C:449:ASN:HD22	1.65	0.43
1:C:923:LYS:CG	1:C:940:VAL:CG2	2.96	0.43
1:E:171:HIS:HD2	1:E:171:HIS:O	2.01	0.43
1:E:347:ASN:O	1:E:348:LYS:HB2	2.19	0.43
1:E:685:ASN:OD1	1:E:686:SER:N	2.51	0.43
1:E:805:SER:HB2	1:E:814:MET:HB3	2.00	0.43
1:E:866:LEU:CD2	1:E:914:VAL:HB	2.43	0.43
1:G:1067:VAL:HG11	1:G:1112:TRP:CZ2	2.54	0.43
1:G:1225:VAL:HG11	1:G:1229:PHE:CE2	2.53	0.43
1:G:137:GLN:HG2	1:G:173:LEU:CD1	2.45	0.43
1:G:261:LEU:HD12	1:G:261:LEU:O	2.18	0.43
1:G:883:SER:HB2	1:G:902:ASP:CB	2.39	0.43
1:G:884:TRP:O	1:G:884:TRP:CE3	2.71	0.43
1:G:920:VAL:HG12	1:G:921:MET:N	2.25	0.43
1:G:999:ARG:HA	1:G:999:ARG:HD2	1.73	0.43
1:I:1091:CYS:SG	1:I:1103:THR:HB	2.58	0.43
1:I:1177:GLY:HA2	1:I:1197:GLY:N	2.32	0.43
1:I:1176:HIS:CA	1:I:1218:THR:HG21	2.48	0.43
1:I:347:ASN:O	1:I:348:LYS:HB2	2.19	0.43

*Continued on next page...*

*Continued from previous page...*

Atom-1	Atom-2	Interatomic distance (Å)	Clash overlap (Å)
1:I:429:ASN:HD22	1:I:429:ASN:HA	1.66	0.43
1:I:543:ASN:CB	1:I:574:SER:CB	2.97	0.43
1:I:862:TYR:HD1	1:I:885:VAL:N	2.12	0.43
1:K:526:PHE:HA	1:K:529:TYR:HB3	2.00	0.43
1:K:750:ARG:HH11	1:K:806:TRP:HD1	1.67	0.43
1:M:1149:GLY:N	1:M:1180:VAL:CG2	2.81	0.43
4:T:29:LEU:CD2	4:T:34:LEU:HD23	2.49	0.43
4:U:29:LEU:CD2	4:U:34:LEU:HD23	2.49	0.43
1:A:1139:SER:OG	1:A:1140:THR:N	2.51	0.43
1:A:1149:GLY:H	1:A:1180:VAL:CG2	2.31	0.43
1:A:390:GLN:HB3	1:A:393:VAL:CG1	2.47	0.43
1:A:460:ILE:HD13	1:A:490:HIS:CD2	2.52	0.43
1:A:530:ARG:HG2	1:A:538:CYS:SG	2.58	0.43
1:C:1046:THR:HG22	1:C:1063:PHE:CD2	2.52	0.43
1:C:1187:PRO:CD	1:C:1229:PHE:CG	3.01	0.43
1:C:149:TRP:CH2	1:C:273:VAL:CG1	2.98	0.43
1:C:390:GLN:HB3	1:C:393:VAL:CG1	2.47	0.43
1:C:766:THR:HG22	1:C:782:ASN:HA	2.00	0.43
1:E:639:LEU:HD23	1:E:653:ILE:HD13	1.93	0.43
1:E:750:ARG:HH11	1:E:806:TRP:HD1	1.67	0.43
1:E:945:ARG:HG3	1:E:964:VAL:HG13	2.01	0.43
1:G:1065:GLY:HA3	1:G:1086:GLY:O	2.18	0.43
1:G:241:ILE:C	1:G:242:LEU:CD1	2.81	0.43
1:G:543:ASN:CB	1:G:574:SER:CB	2.97	0.43
1:G:585:LYS:HA	1:G:588:VAL:CG2	2.49	0.43
1:G:618:VAL:HA	1:G:634:GLY:HA2	2.00	0.43
1:G:945:ARG:HG3	1:G:964:VAL:HG13	2.01	0.43
1:I:1080:ASP:O	1:I:1081:PHE:HD1	2.01	0.43
1:I:1176:HIS:HB3	1:I:1218:THR:OG1	2.09	0.43
1:I:171:HIS:O	1:I:171:HIS:HD2	2.02	0.43
1:I:403:LEU:HD11	1:I:459:LYS:HZ2	1.83	0.43
1:I:526:PHE:HA	1:I:529:TYR:HB3	2.01	0.43
1:I:642:PHE:HE2	1:I:644:ALA:HA	1.83	0.43
1:K:1048:LYS:HD3	1:K:1063:PHE:CZ	2.52	0.43
1:K:1080:ASP:O	1:K:1081:PHE:HD1	2.01	0.43
1:K:1233:VAL:HB	1:K:1243:ILE:HA	2.01	0.43
1:K:659:GLU:HG3	1:K:659:GLU:O	2.18	0.43
1:M:1032:TRP:O	1:M:1034:LEU:N	2.49	0.43
1:M:1091:CYS:SG	1:M:1103:THR:HB	2.58	0.43
1:M:420:ASN:C	1:M:422:SER:H	2.20	0.43
3:Q:79:GLY:CA	4:U:36:ARG:NH2	2.61	0.43

*Continued on next page...*



*Continued from previous page...*

Atom-1	Atom-2	Interatomic distance (Å)	Clash overlap (Å)
4:S:29:LEU:CD2	4:S:34:LEU:HD23	2.49	0.43
4:V:70:LEU:HD13	4:V:93:ARG:HD2	1.99	0.43
1:A:1233:VAL:HB	1:A:1243:ILE:HA	2.00	0.43
1:A:481:MET:O	1:A:485:ASN:ND2	2.49	0.43
1:A:543:ASN:CB	1:A:574:SER:CB	2.97	0.43
1:C:1225:VAL:HG11	1:C:1229:PHE:CE2	2.53	0.43
1:C:246:TRP:HH2	1:C:370:ILE:HG22	1.82	0.43
1:C:307:PRO:HD2	1:C:338:TRP:CH2	2.54	0.43
1:C:396:PRO:O	1:C:399:VAL:HG22	2.19	0.43
1:C:526:PHE:HA	1:C:529:TYR:HB3	2.01	0.43
1:C:529:TYR:HD1	1:C:529:TYR:O	2.02	0.43
1:C:597:TRP:CZ3	1:C:600:LYS:CB	3.02	0.43
1:C:622:CYS:SG	1:C:664:ALA:HA	2.58	0.43
1:C:639:LEU:HD23	1:C:653:ILE:HD13	1.93	0.43
1:C:750:ARG:HH11	1:C:806:TRP:HD1	1.67	0.43
1:C:866:LEU:O	1:C:875:VAL:N	2.45	0.43
1:E:1091:CYS:SG	1:E:1103:THR:HB	2.58	0.43
1:E:1235:VAL:HA	1:E:1240:ILE:O	2.18	0.43
1:E:140:LEU:C	1:E:140:LEU:CD1	2.86	0.43
1:E:230:LEU:CD2	1:E:234:LYS:CG	2.85	0.43
1:E:396:PRO:O	1:E:399:VAL:HG22	2.19	0.43
1:E:895:SER:C	1:E:911:THR:OG1	2.57	0.43
1:E:922:LEU:HD12	1:E:1241:LEU:CD2	2.39	0.43
1:G:327:ILE:HA	1:G:327:ILE:HD13	1.82	0.43
1:G:480:CYS:HA	1:G:483:TRP:HB2	2.00	0.43
1:G:923:LYS:CG	1:G:940:VAL:CG2	2.96	0.43
1:G:947:GLN:HB3	1:G:956:ILE:HG23	2.00	0.43
1:I:1168:LEU:HD11	1:I:1171:GLU:HB3	2.00	0.43
1:I:1208:GLU:CG	1:I:1211:GLN:HG2	2.49	0.43
1:I:360:ASP:O	1:I:361:TYR:CD1	2.71	0.43
1:I:544:PHE:HE1	1:I:576:VAL:CG1	2.14	0.43
1:K:1065:GLY:HA3	1:K:1086:GLY:O	2.18	0.43
1:K:1177:GLY:HA2	1:K:1197:GLY:N	2.32	0.43
1:K:1181:THR:HG22	1:K:1182:ASP:N	2.34	0.43
1:K:1232:TYR:O	1:K:1244:LEU:HD23	2.17	0.43
1:K:529:TYR:HD1	1:K:529:TYR:O	2.02	0.43
1:K:618:VAL:HA	1:K:634:GLY:HA2	2.00	0.43
1:K:741:GLY:HA3	1:K:770:TRP:CZ2	2.52	0.43
1:M:1067:VAL:HG11	1:M:1112:TRP:CZ2	2.54	0.43
1:M:1181:THR:HG22	1:M:1182:ASP:N	2.34	0.43
1:M:750:ARG:HH11	1:M:806:TRP:HD1	1.67	0.43

*Continued on next page...*

*Continued from previous page...*

Atom-1	Atom-2	Interatomic distance (Å)	Clash overlap (Å)
3:R:50:GLN:HG2	4:S:38:HIS:HE1	1.83	0.43
4:S:36:ARG:HD3	4:S:37:PRO:CD	2.45	0.43
3:Q:28:HIS:CA	4:T:14:LEU:CD1	2.94	0.43
3:X:19:ASP:HB2	3:X:83:LEU:HD11	2.00	0.43
1:A:1168:LEU:HD11	1:A:1171:GLU:HB3	2.00	0.43
1:A:1181:THR:HG22	1:A:1182:ASP:N	2.34	0.43
1:A:543:ASN:HB3	1:A:574:SER:CB	2.49	0.43
1:A:945:ARG:HG3	1:A:964:VAL:HG13	2.01	0.43
1:C:1176:HIS:CA	1:C:1218:THR:HG21	2.48	0.43
1:C:294:ILE:HG22	1:C:295:LEU:N	2.32	0.43
1:C:862:TYR:OH	1:C:881:HIS:CG	2.69	0.43
1:E:1228:ASP:CB	1:E:1230:LYS:HG2	2.37	0.43
1:E:516:LEU:HA	1:E:516:LEU:HD12	1.83	0.43
1:G:171:HIS:HD2	1:G:171:HIS:O	2.01	0.43
1:G:248:SER:O	1:G:249:TRP:C	2.57	0.43
1:G:396:PRO:O	1:G:399:VAL:HG22	2.19	0.43
1:G:622:CYS:SG	1:G:664:ALA:HA	2.58	0.43
1:G:970:SER:HB3	1:G:975:TYR:HB2	2.01	0.43
1:I:1181:THR:CG2	1:I:1221:LYS:HA	2.40	0.43
1:I:359:TYR:HE1	1:I:361:TYR:CD1	2.32	0.43
1:I:600:LYS:HG2	1:I:601:LYS:N	2.33	0.43
1:I:910:GLU:HG2	1:I:912:LYS:H	1.82	0.43
1:K:246:TRP:HH2	1:K:370:ILE:HG22	1.82	0.43
1:K:307:PRO:HD2	1:K:338:TRP:CH2	2.54	0.43
1:K:364:LEU:CD1	1:K:368:MET:HE2	2.47	0.43
1:K:703:ASN:HD22	1:K:746:VAL:HB	1.84	0.43
1:K:947:GLN:HB3	1:K:956:ILE:HG23	2.00	0.43
1:M:999:ARG:HB2	1:M:1030:TRP:CE3	2.54	0.43
1:M:1048:LYS:HD3	1:M:1063:PHE:CZ	2.52	0.43
1:M:1187:PRO:CD	1:M:1229:PHE:CG	3.01	0.43
1:M:543:ASN:HB3	1:M:574:SER:CB	2.49	0.43
1:M:600:LYS:HG2	1:M:601:LYS:N	2.34	0.43
1:M:945:ARG:HG3	1:M:964:VAL:HG13	2.01	0.43
4:S:8:LEU:HD22	4:S:12:CYS:SG	2.58	0.43
4:V:29:LEU:CD2	4:V:34:LEU:HD23	2.49	0.43
1:A:1065:GLY:HA3	1:A:1086:GLY:O	2.18	0.43
1:A:585:LYS:HA	1:A:588:VAL:CG2	2.49	0.43
1:A:618:VAL:HA	1:A:634:GLY:HA2	2.00	0.43
1:A:685:ASN:OD1	1:A:686:SER:N	2.51	0.43
1:A:703:ASN:HD22	1:A:746:VAL:HB	1.84	0.43
1:A:766:THR:HG22	1:A:782:ASN:HA	2.00	0.43

*Continued on next page...*

*Continued from previous page...*

Atom-1	Atom-2	Interatomic distance (Å)	Clash overlap (Å)
1:C:1007:TRP:HZ3	1:C:1048:LYS:HA	1.83	0.43
1:C:111:ARG:H	1:C:111:ARG:HG2	1.63	0.43
1:C:1228:ASP:CB	1:C:1230:LYS:HG2	2.37	0.43
1:C:618:VAL:HA	1:C:634:GLY:HA2	2.00	0.43
1:C:882:LEU:HD23	1:C:903:ASP:HB2	2.01	0.43
1:E:234:LYS:O	1:E:235:HIS:CG	2.69	0.43
1:G:307:PRO:HD2	1:G:338:TRP:CH2	2.54	0.43
1:G:360:ASP:O	1:G:361:TYR:CD1	2.71	0.43
1:I:307:PRO:HD2	1:I:338:TRP:CH2	2.54	0.43
1:I:320:SER:O	1:I:320:SER:OG	2.36	0.43
1:I:396:PRO:O	1:I:399:VAL:HG22	2.19	0.43
1:I:529:TYR:HD1	1:I:529:TYR:O	2.02	0.43
1:I:557:ARG:HD3	1:I:557:ARG:HA	1.87	0.43
1:I:564:VAL:HG13	1:I:583:GLN:CG	2.44	0.43
1:I:639:LEU:CA	1:I:653:ILE:HG21	2.49	0.43
1:K:1007:TRP:HZ3	1:K:1048:LYS:HA	1.83	0.43
1:K:1187:PRO:HG3	1:K:1229:PHE:HB2	1.99	0.43
1:K:1235:VAL:HA	1:K:1240:ILE:O	2.18	0.43
1:K:360:ASP:O	1:K:361:TYR:CD1	2.71	0.43
1:K:403:LEU:HD11	1:K:459:LYS:HZ2	1.83	0.43
1:M:251:LEU:HD22	1:M:260:ILE:HD11	1.99	0.43
1:M:585:LYS:HA	1:M:588:VAL:CG2	2.49	0.43
1:M:862:TYR:HD1	1:M:885:VAL:HG12	0.72	0.43
3:Q:19:ASP:CB	4:U:64:THR:HA	2.48	0.43
3:P:48:THR:CG2	3:Q:41:GLU:OE1	2.66	0.43
1:A:1048:LYS:HD3	1:A:1063:PHE:CZ	2.53	0.43
1:A:1067:VAL:HG11	1:A:1112:TRP:CZ2	2.54	0.43
1:A:1200:LYS:HG2	1:A:1211:GLN:HA	2.00	0.43
1:A:307:PRO:HD2	1:A:338:TRP:CH2	2.54	0.43
1:A:639:LEU:CA	1:A:653:ILE:HG21	2.49	0.43
1:A:813:ILE:HG22	1:A:815:VAL:HG13	2.00	0.43
1:C:1067:VAL:HG11	1:C:1112:TRP:CZ2	2.54	0.43
1:C:1187:PRO:HG2	1:C:1229:PHE:CB	2.42	0.43
1:C:270:THR:OG1	1:C:270:THR:O	2.32	0.43
1:C:813:ILE:HG22	1:C:815:VAL:HG13	2.00	0.43
1:E:1187:PRO:CD	1:E:1229:PHE:CG	3.01	0.43
1:E:222:GLU:OE2	1:G:204:THR:HG21	2.19	0.43
1:E:307:PRO:HD2	1:E:338:TRP:CH2	2.54	0.43
1:E:597:TRP:CZ3	1:E:600:LYS:CB	3.02	0.43
1:E:970:SER:HB3	1:E:975:TYR:HB2	2.01	0.43
1:G:453:LEU:CD1	1:G:454:GLN:N	2.73	0.43

*Continued on next page...*

*Continued from previous page...*

Atom-1	Atom-2	Interatomic distance (Å)	Clash overlap (Å)
1:G:482:TYR:CE1	1:G:486:PHE:CD1	3.07	0.43
1:G:750:ARG:HH11	1:G:806:TRP:HD1	1.67	0.43
1:G:805:SER:HB2	1:G:814:MET:HB3	2.00	0.43
1:I:1067:VAL:HG11	1:I:1112:TRP:CZ2	2.54	0.43
1:I:1220:LEU:CB	1:I:1236:ASP:HB3	2.48	0.43
1:I:208:GLN:HG3	1:I:208:GLN:H	1.48	0.43
1:I:480:CYS:HA	1:I:483:TRP:HB2	2.01	0.43
1:I:741:GLY:HA3	1:I:770:TRP:CZ2	2.53	0.43
1:K:1067:VAL:HG11	1:K:1112:TRP:CZ2	2.54	0.43
1:K:1168:LEU:HD11	1:K:1171:GLU:HB3	2.00	0.43
1:K:1187:PRO:CD	1:K:1229:PHE:CG	3.01	0.43
1:K:179:PRO:CD	1:K:237:ARG:HH12	2.15	0.43
1:K:330:LEU:HD12	1:K:330:LEU:HA	1.74	0.43
1:K:396:PRO:O	1:K:399:VAL:HG22	2.19	0.43
1:K:407:GLU:H	1:K:407:GLU:HG2	1.47	0.43
1:K:547:PHE:O	1:K:551:ASN:ND2	2.50	0.43
1:K:505:PHE:CE2	1:K:575:GLU:OE1	2.60	0.43
1:K:622:CYS:SG	1:K:664:ALA:HA	2.58	0.43
1:M:244:ASP:OD1	1:M:246:TRP:NE1	2.50	0.43
1:M:248:SER:O	1:M:249:TRP:C	2.57	0.43
1:M:394:LYS:CB	1:M:434:ARG:CB	2.80	0.43
1:M:639:LEU:CA	1:M:653:ILE:HG21	2.49	0.43
1:M:883:SER:O	1:M:884:TRP:O	2.37	0.43
1:M:938:LEU:HA	1:M:938:LEU:HD13	1.86	0.43
3:Q:14:GLU:C	3:Q:18:LYS:HE2	2.39	0.43
4:V:8:LEU:HD22	4:V:12:CYS:SG	2.58	0.43
1:A:1091:CYS:SG	1:A:1103:THR:HB	2.58	0.43
1:A:895:SER:C	1:A:911:THR:OG1	2.57	0.43
2:B:16:GLN:N	2:B:16:GLN:OE1	2.47	0.43
1:C:1213:PHE:O	1:C:1214:TYR:CB	2.49	0.43
1:C:603:ILE:CD1	1:C:1242:TYR:CE1	3.00	0.43
1:C:642:PHE:HE2	1:C:644:ALA:HA	1.83	0.43
1:C:703:ASN:HD22	1:C:746:VAL:HB	1.84	0.43
1:C:910:GLU:HG2	1:C:912:LYS:H	1.83	0.43
1:C:945:ARG:HG3	1:C:964:VAL:HG13	2.01	0.43
1:E:477:GLN:CA	1:E:477:GLN:NE2	2.73	0.43
1:E:480:CYS:HA	1:E:483:TRP:HB2	2.00	0.43
1:E:585:LYS:HA	1:E:588:VAL:CG2	2.49	0.43
1:E:862:TYR:HD1	1:E:885:VAL:N	2.11	0.43
1:G:1081:PHE:HE1	1:G:1117:LEU:HA	1.84	0.43
1:G:1087:THR:CG2	2:H:39:LYS:CD	2.75	0.43

*Continued on next page...*

*Continued from previous page...*

Atom-1	Atom-2	Interatomic distance (Å)	Clash overlap (Å)
1:G:1168:LEU:HD11	1:G:1171:GLU:HB3	2.00	0.43
1:G:1185:PHE:CE1	1:G:1192:LEU:HD12	2.39	0.43
1:G:1220:LEU:CB	1:G:1236:ASP:HB3	2.48	0.43
1:G:1233:VAL:CB	1:G:1243:ILE:HG12	2.49	0.43
1:G:222:GLU:OE2	1:I:204:THR:HG21	2.19	0.43
1:G:326:LEU:HD23	1:G:353:ILE:HG22	2.01	0.43
1:G:543:ASN:HB3	1:G:574:SER:CB	2.49	0.43
1:G:645:GLU:C	1:G:647:GLY:H	2.23	0.43
1:G:862:TYR:OH	1:G:881:HIS:CG	2.69	0.43
1:G:866:LEU:CD2	1:G:914:VAL:HB	2.43	0.43
1:I:393:VAL:CG1	1:I:486:PHE:CE2	2.99	0.43
1:I:505:PHE:CE2	1:I:575:GLU:OE1	2.60	0.43
1:I:862:TYR:OH	1:I:881:HIS:CG	2.69	0.43
1:I:895:SER:C	1:I:911:THR:OG1	2.57	0.43
1:K:1139:SER:OG	1:K:1140:THR:N	2.51	0.43
1:K:1160:GLU:O	1:K:1162:LEU:N	2.49	0.43
1:K:136:ILE:HD13	1:K:152:ILE:HD13	1.99	0.43
1:K:347:ASN:O	1:K:348:LYS:HB2	2.19	0.43
1:K:600:LYS:HG2	1:K:601:LYS:N	2.34	0.43
1:M:140:LEU:CD1	1:M:140:LEU:C	2.86	0.43
1:M:326:LEU:HD23	1:M:353:ILE:HG22	2.01	0.43
1:M:703:ASN:HD22	1:M:746:VAL:HB	1.83	0.43
1:M:766:THR:HG22	1:M:782:ASN:HA	2.00	0.43
1:M:862:TYR:OH	1:M:881:HIS:CG	2.69	0.43
1:M:970:SER:CB	1:M:975:TYR:HB2	2.49	0.43
3:P:14:GLU:C	3:P:18:LYS:HE2	2.39	0.43
3:P:43:VAL:O	3:P:52:ARG:HG2	2.19	0.43
1:A:1007:TRP:HZ3	1:A:1048:LYS:HA	1.83	0.42
1:A:1072:ILE:O	1:A:1074:THR:N	2.52	0.42
1:A:1080:ASP:O	1:A:1081:PHE:HD1	2.01	0.42
1:A:204:THR:HG21	1:M:222:GLU:OE2	2.19	0.42
1:A:320:SER:HG	1:A:323:VAL:HB	1.84	0.42
1:A:394:LYS:HB3	1:A:434:ARG:CG	2.48	0.42
1:A:480:CYS:HA	1:A:483:TRP:HB2	2.01	0.42
1:A:563:ILE:O	1:A:567:GLY:N	2.51	0.42
1:A:564:VAL:HG13	1:A:583:GLN:CG	2.43	0.42
1:C:132:LEU:HD23	1:C:132:LEU:HA	1.76	0.42
1:E:1198:TYR:HB2	1:E:1215:THR:H	1.82	0.42
1:E:301:MET:O	1:E:302:LYS:C	2.57	0.42
1:E:526:PHE:HA	1:E:529:TYR:HB3	2.00	0.42
1:E:639:LEU:O	1:E:653:ILE:HG21	2.07	0.42

*Continued on next page...*

*Continued from previous page...*

Atom-1	Atom-2	Interatomic distance (Å)	Clash overlap (Å)
1:G:1072:ILE:O	1:G:1074:THR:N	2.52	0.42
1:G:529:TYR:O	1:G:529:TYR:HD1	2.02	0.42
1:G:922:LEU:HD12	1:G:1241:LEU:CD2	2.39	0.42
1:I:1065:GLY:HA3	1:I:1086:GLY:O	2.18	0.42
1:I:1187:PRO:CD	1:I:1229:PHE:CG	3.01	0.42
1:I:320:SER:HG	1:I:323:VAL:HB	1.84	0.42
1:I:543:ASN:HB3	1:I:574:SER:CB	2.49	0.42
1:I:703:ASN:HD22	1:I:746:VAL:HB	1.84	0.42
1:K:999:ARG:HB2	1:K:1030:TRP:CE3	2.54	0.42
1:K:1072:ILE:O	1:K:1074:THR:N	2.52	0.42
1:K:139:LYS:HD2	1:K:278:TYR:CB	2.48	0.42
1:K:262:LEU:O	1:K:262:LEU:HG	2.19	0.42
1:K:883:SER:HB2	1:K:902:ASP:CB	2.39	0.42
1:M:295:LEU:HD22	1:M:295:LEU:HA	1.75	0.42
1:M:359:TYR:HE1	1:M:361:TYR:CD1	2.32	0.42
1:M:364:LEU:HD13	1:M:368:MET:HE2	1.98	0.42
3:Q:31:SER:O	4:T:11:ARG:HA	2.19	0.42
3:P:24:TYR:CZ	4:T:38:HIS:HD2	2.36	0.42
1:A:1032:TRP:O	1:A:1034:LEU:N	2.50	0.42
1:A:1081:PHE:HE1	1:A:1117:LEU:HA	1.84	0.42
1:A:1225:VAL:CG1	1:A:1229:PHE:CE1	3.01	0.42
1:A:1228:ASP:CB	1:A:1230:LYS:HG2	2.37	0.42
1:A:262:LEU:HG	1:A:262:LEU:O	2.19	0.42
1:A:156:ALA:HB2	1:A:265:ARG:NH2	2.34	0.42
1:A:374:MET:HA	1:A:374:MET:HE2	1.93	0.42
1:A:396:PRO:O	1:A:399:VAL:HG22	2.19	0.42
1:A:482:TYR:CE1	1:A:486:PHE:CD1	3.07	0.42
1:A:659:GLU:HG3	1:A:659:GLU:O	2.18	0.42
1:A:713:HIS:ND1	1:A:755:ASP:OD2	2.53	0.42
1:A:920:VAL:C	1:A:921:MET:CG	2.85	0.42
1:C:1178:GLY:O	1:C:1179:TRP:CB	2.67	0.42
1:C:127:VAL:CG1	1:C:293:GLU:HG2	2.49	0.42
1:C:480:CYS:HA	1:C:483:TRP:HB2	2.00	0.42
1:C:600:LYS:HG2	1:C:601:LYS:N	2.34	0.42
1:C:659:GLU:HG3	1:C:659:GLU:O	2.18	0.42
1:C:805:SER:HB2	1:C:814:MET:HB3	2.00	0.42
1:C:895:SER:C	1:C:911:THR:OG1	2.57	0.42
1:E:1208:GLU:CG	1:E:1211:GLN:HG2	2.49	0.42
1:E:244:ASP:HB3	1:E:245:VAL:H	1.51	0.42
1:E:127:VAL:CG1	1:E:293:GLU:HG2	2.50	0.42
1:E:389:LEU:HD21	1:E:395:VAL:HG21	2.02	0.42

*Continued on next page...*

*Continued from previous page...*

Atom-1	Atom-2	Interatomic distance (Å)	Clash overlap (Å)
1:E:547:PHE:O	1:E:551:ASN:ND2	2.50	0.42
1:G:127:VAL:CG1	1:G:293:GLU:HG2	2.49	0.42
1:G:416:GLN:CA	1:G:416:GLN:HE21	2.32	0.42
1:G:482:TYR:CE1	1:G:486:PHE:CG	3.08	0.42
1:G:513:LYS:O	1:G:517:VAL:CB	2.62	0.42
1:G:659:GLU:HG3	1:G:659:GLU:O	2.18	0.42
1:G:895:SER:C	1:G:911:THR:OG1	2.57	0.42
1:G:910:GLU:HG2	1:G:912:LYS:H	1.83	0.42
1:I:334:PHE:CB	1:I:337:ARG:HG2	2.45	0.42
1:I:750:ARG:HH11	1:I:806:TRP:HD1	1.67	0.42
1:I:883:SER:HB2	1:I:902:ASP:CB	2.39	0.42
1:I:882:LEU:HD23	1:I:903:ASP:HB2	2.01	0.42
1:I:947:GLN:HB3	1:I:956:ILE:HG23	2.00	0.42
1:I:970:SER:CB	1:I:975:TYR:HB2	2.49	0.42
1:K:1032:TRP:O	1:K:1034:LEU:N	2.49	0.42
1:K:1185:PHE:CE1	1:K:1192:LEU:HD12	2.39	0.42
1:K:363:ALA:O	1:K:366:GLU:N	2.51	0.42
1:K:651:LEU:HA	1:K:651:LEU:HD22	1.79	0.42
1:K:657:GLU:O	1:K:658:ASP:CB	2.67	0.42
1:K:727:LEU:HB2	1:K:739:MET:HE1	2.01	0.42
2:L:18:HIS:CE1	2:L:30:PRO:CD	3.00	0.42
1:M:1072:ILE:O	1:M:1074:THR:N	2.52	0.42
1:M:1080:ASP:O	1:M:1081:PHE:HD1	2.01	0.42
1:M:137:GLN:HG2	1:M:173:LEU:CD1	2.45	0.42
1:M:262:LEU:HG	1:M:262:LEU:O	2.19	0.42
1:M:391:LYS:H	1:M:391:LYS:HG2	1.60	0.42
1:M:526:PHE:HA	1:M:529:TYR:HB3	2.00	0.42
1:M:895:SER:C	1:M:911:THR:OG1	2.57	0.42
3:P:22:THR:O	3:P:26:MET:HG3	2.19	0.42
4:U:36:ARG:HD3	4:U:37:PRO:HD2	2.01	0.42
3:Q:19:ASP:C	4:U:64:THR:CG2	2.87	0.42
4:Y:90:ARG:HH21	4:Y:90:ARG:HG2	1.85	0.42
1:A:1187:PRO:HG3	1:A:1229:PHE:HB2	1.98	0.42
1:A:171:HIS:HD2	1:A:171:HIS:O	2.01	0.42
1:A:180:GLY:H	1:A:237:ARG:CB	2.33	0.42
1:A:326:LEU:HD23	1:A:353:ILE:HG22	2.01	0.42
1:A:361:TYR:HB3	1:A:366:GLU:HG2	2.02	0.42
1:A:529:TYR:HD1	1:A:529:TYR:O	2.02	0.42
1:A:678:ASP:OD2	1:A:680:LYS:CD	2.67	0.42
1:A:750:ARG:HH11	1:A:806:TRP:HD1	1.67	0.42
1:A:883:SER:O	1:A:884:TRP:O	2.37	0.42

*Continued on next page...*

*Continued from previous page...*

Atom-1	Atom-2	Interatomic distance (Å)	Clash overlap (Å)
1:C:1080:ASP:O	1:C:1081:PHE:HD1	2.01	0.42
1:C:155:MET:HB2	1:C:155:MET:HE2	1.84	0.42
1:C:678:ASP:OD2	1:C:680:LYS:CD	2.67	0.42
1:C:866:LEU:CD2	1:C:914:VAL:HB	2.43	0.42
1:E:1139:SER:OG	1:E:1140:THR:N	2.51	0.42
1:E:322:LEU:HG	1:E:359:TYR:HE2	1.85	0.42
1:E:361:TYR:HB3	1:E:366:GLU:HG2	2.02	0.42
1:E:416:GLN:CA	1:E:416:GLN:HE21	2.32	0.42
1:E:713:HIS:ND1	1:E:755:ASP:OD2	2.53	0.42
1:E:862:TYR:OH	1:E:881:HIS:CG	2.69	0.42
1:E:883:SER:HB2	1:E:902:ASP:CB	2.39	0.42
1:G:1151:ILE:N	1:G:1167:PRO:HD2	2.24	0.42
1:G:639:LEU:CA	1:G:653:ILE:HG21	2.49	0.42
1:G:786:PHE:CE1	1:G:819:ASN:HB2	2.55	0.42
1:G:875:VAL:CG1	1:G:915:CYS:SG	2.94	0.42
1:I:1081:PHE:HE1	1:I:1117:LEU:HA	1.84	0.42
1:I:162:VAL:O	1:I:166:GLU:HB2	2.20	0.42
1:I:262:LEU:O	1:I:262:LEU:HG	2.19	0.42
1:I:306:LEU:HA	1:I:307:PRO:HD3	1.76	0.42
1:I:330:LEU:HA	1:I:330:LEU:HD12	1.74	0.42
1:I:406:MET:O	1:I:411:VAL:CG2	2.68	0.42
1:I:482:TYR:CE1	1:I:486:PHE:CD1	3.07	0.42
1:I:513:LYS:O	1:I:517:VAL:CB	2.62	0.42
1:I:585:LYS:HA	1:I:588:VAL:CG2	2.49	0.42
1:K:1081:PHE:HE1	1:K:1117:LEU:HA	1.83	0.42
1:K:148:GLY:C	1:K:149:TRP:HD1	2.23	0.42
1:K:241:ILE:C	1:K:242:LEU:CD1	2.81	0.42
1:K:406:MET:O	1:K:411:VAL:CG2	2.68	0.42
1:K:434:ARG:HH21	1:K:434:ARG:CG	2.30	0.42
1:K:585:LYS:HA	1:K:588:VAL:CG2	2.49	0.42
1:K:895:SER:C	1:K:911:THR:OG1	2.57	0.42
1:M:1182:ASP:HB3	1:M:1223:ILE:HG23	1.98	0.42
1:M:171:HIS:HD2	1:M:171:HIS:O	2.01	0.42
1:M:235:HIS:HB3	1:M:238:SER:HB3	2.01	0.42
1:M:307:PRO:HD2	1:M:338:TRP:CH2	2.54	0.42
1:M:482:TYR:CE1	1:M:486:PHE:CG	3.07	0.42
1:M:529:TYR:O	1:M:529:TYR:HD1	2.02	0.42
1:M:543:ASN:CB	1:M:574:SER:CB	2.97	0.42
3:O:14:GLU:C	3:O:18:LYS:HE2	2.39	0.42
3:O:43:VAL:HG22	3:O:55:MET:HG3	2.00	0.42
3:O:1:MET:H3	3:O:6:ARG:HH21	1.61	0.42

*Continued on next page...*



*Continued from previous page...*

Atom-1	Atom-2	Interatomic distance (Å)	Clash overlap (Å)
3:O:24:TYR:CZ	4:S:39:MET:HA	2.54	0.42
1:A:999:ARG:HB2	1:A:1030:TRP:CE3	2.54	0.42
1:A:1177:GLY:CA	1:A:1197:GLY:HA3	2.30	0.42
1:A:1212:THR:OG1	1:A:1213:PHE:N	2.53	0.42
1:A:306:LEU:HA	1:A:307:PRO:HD3	1.76	0.42
1:A:330:LEU:HD12	1:A:330:LEU:HA	1.74	0.42
1:A:403:LEU:C	1:A:403:LEU:CD1	2.86	0.42
1:A:727:LEU:HB2	1:A:739:MET:HE1	2.00	0.42
1:C:999:ARG:HB2	1:C:1030:TRP:CE3	2.54	0.42
1:C:1160:GLU:O	1:C:1162:LEU:N	2.49	0.42
1:C:260:ILE:O	1:C:260:ILE:HG12	2.20	0.42
1:C:156:ALA:HB2	1:C:265:ARG:NH2	2.34	0.42
1:C:320:SER:HG	1:C:323:VAL:HB	1.84	0.42
1:E:999:ARG:HB2	1:E:1030:TRP:CE3	2.54	0.42
1:E:482:TYR:CE1	1:E:486:PHE:CG	3.08	0.42
1:G:1032:TRP:O	1:G:1034:LEU:N	2.49	0.42
1:G:406:MET:O	1:G:411:VAL:CG2	2.68	0.42
1:G:578:GLN:C	1:G:578:GLN:NE2	2.73	0.42
1:G:597:TRP:CZ3	1:G:600:LYS:HA	2.54	0.42
1:G:600:LYS:HG2	1:G:601:LYS:N	2.34	0.42
1:G:882:LEU:HD23	1:G:903:ASP:HB2	2.01	0.42
1:I:568:LEU:HG	1:I:568:LEU:H	1.50	0.42
1:I:597:TRP:CZ3	1:I:600:LYS:HA	2.55	0.42
1:I:678:ASP:OD2	1:I:680:LYS:CD	2.67	0.42
1:I:862:TYR:CD1	1:I:885:VAL:N	2.84	0.42
2:J:16:GLN:N	2:J:16:GLN:OE1	2.47	0.42
1:K:235:HIS:HB3	1:K:238:SER:HB3	2.01	0.42
1:K:883:SER:O	1:K:884:TRP:O	2.37	0.42
1:K:970:SER:CB	1:K:975:TYR:HB2	2.49	0.42
1:M:230:LEU:CD2	1:M:234:LYS:CG	2.85	0.42
1:M:156:ALA:HB2	1:M:265:ARG:NH2	2.34	0.42
3:Q:43:VAL:O	3:Q:52:ARG:HG2	2.19	0.42
3:Q:43:VAL:HG22	3:Q:55:MET:HG3	2.00	0.42
3:R:22:THR:O	3:R:26:MET:HG3	2.19	0.42
3:R:79:GLY:C	4:V:65:ARG:HH12	2.21	0.42
1:A:146:GLU:C	1:A:147:PRO:O	2.58	0.42
1:A:416:GLN:HE21	1:A:416:GLN:CA	2.33	0.42
1:A:651:LEU:HA	1:A:651:LEU:HD22	1.79	0.42
1:C:1072:ILE:O	1:C:1074:THR:N	2.52	0.42
1:C:171:HIS:HD2	1:C:171:HIS:O	2.01	0.42
1:C:230:LEU:CD2	1:C:234:LYS:CG	2.85	0.42

*Continued on next page...*

*Continued from previous page...*

Atom-1	Atom-2	Interatomic distance (Å)	Clash overlap (Å)
1:C:259:GLN:H	1:C:259:GLN:HG2	1.56	0.42
1:C:322:LEU:HG	1:C:359:TYR:HE2	1.85	0.42
1:C:585:LYS:HA	1:C:588:VAL:CG2	2.49	0.42
1:C:595:LEU:HD13	1:C:1244:LEU:CG	2.50	0.42
1:C:597:TRP:CZ3	1:C:600:LYS:HA	2.55	0.42
1:C:639:LEU:CA	1:C:653:ILE:HG21	2.49	0.42
2:D:14:CYS:CB	7:D:201:HEM:CAB	2.96	0.42
1:E:1233:VAL:HB	1:E:1243:ILE:HA	2.00	0.42
1:E:231:MET:O	1:E:236:PRO:HB3	2.19	0.42
1:E:156:ALA:HB2	1:E:265:ARG:NH2	2.34	0.42
1:E:326:LEU:HD23	1:E:353:ILE:HG22	2.01	0.42
1:E:600:LYS:HG2	1:E:601:LYS:N	2.34	0.42
1:E:645:GLU:C	1:E:647:GLY:N	2.73	0.42
1:G:1177:GLY:HA2	1:G:1197:GLY:N	2.32	0.42
1:G:1208:GLU:CG	1:G:1211:GLN:HG2	2.49	0.42
1:G:1212:THR:OG1	1:G:1213:PHE:N	2.53	0.42
1:G:1233:VAL:HB	1:G:1243:ILE:HA	2.01	0.42
1:E:409:GLU:CG	1:G:340:TYR:CZ	3.00	0.42
1:G:526:PHE:HA	1:G:529:TYR:HB3	2.01	0.42
1:G:713:HIS:ND1	1:G:755:ASP:OD2	2.53	0.42
1:I:1072:ILE:O	1:I:1074:THR:N	2.52	0.42
1:I:645:GLU:C	1:I:647:GLY:H	2.23	0.42
1:I:713:HIS:ND1	1:I:755:ASP:OD2	2.53	0.42
1:I:805:SER:HB2	1:I:814:MET:HB3	2.01	0.42
1:K:179:PRO:HD2	1:K:237:ARG:CG	2.45	0.42
1:K:394:LYS:HB3	1:K:434:ARG:CG	2.48	0.42
1:K:544:PHE:HE1	1:K:576:VAL:CG1	2.14	0.42
1:K:597:TRP:CZ3	1:K:600:LYS:CB	3.02	0.42
1:M:1198:TYR:HB2	1:M:1215:THR:HG23	2.00	0.42
1:M:402:ILE:H	1:M:402:ILE:HG12	1.64	0.42
1:M:403:LEU:CD1	1:M:459:LYS:HZ3	2.32	0.42
1:M:563:ILE:O	1:M:567:GLY:N	2.51	0.42
1:M:713:HIS:ND1	1:M:755:ASP:OD2	2.53	0.42
1:M:970:SER:HB3	1:M:975:TYR:HB2	2.01	0.42
3:P:46:GLU:HB2	3:P:52:ARG:CG	2.50	0.42
4:Y:34:LEU:HA	4:Y:34:LEU:HD12	1.93	0.42
1:A:259:GLN:H	1:A:259:GLN:HG2	1.55	0.42
1:C:1151:ILE:N	1:C:1167:PRO:HD2	2.24	0.42
1:C:1233:VAL:HB	1:C:1243:ILE:HA	2.00	0.42
1:C:713:HIS:ND1	1:C:755:ASP:OD2	2.53	0.42
1:C:786:PHE:CE1	1:C:819:ASN:HB2	2.55	0.42

*Continued on next page...*

*Continued from previous page...*

Atom-1	Atom-2	Interatomic distance (Å)	Clash overlap (Å)
1:C:923:LYS:HA	1:C:923:LYS:HD3	1.82	0.42
1:E:1072:ILE:O	1:E:1074:THR:N	2.52	0.42
1:E:162:VAL:O	1:E:166:GLU:HB2	2.20	0.42
1:E:231:MET:HA	1:E:235:HIS:O	2.19	0.42
1:E:244:ASP:OD1	1:E:246:TRP:NE1	2.50	0.42
1:E:320:SER:HG	1:E:323:VAL:HB	1.85	0.42
1:E:406:MET:O	1:E:411:VAL:CG2	2.68	0.42
1:E:453:LEU:CD1	1:E:454:GLN:N	2.73	0.42
1:G:148:GLY:C	1:G:149:TRP:HD1	2.23	0.42
1:G:322:LEU:HG	1:G:359:TYR:HE2	1.85	0.42
1:G:703:ASN:HD22	1:G:746:VAL:HB	1.84	0.42
1:I:245:VAL:C	1:I:246:TRP:HD1	2.23	0.42
1:I:156:ALA:HB2	1:I:265:ARG:NH2	2.34	0.42
1:I:317:CYS:C	1:I:318:LYS:CG	2.85	0.42
1:I:603:ILE:HD12	1:I:604:THR:HG1	1.83	0.42
1:I:883:SER:O	1:I:884:TRP:O	2.37	0.42
1:I:970:SER:HB3	1:I:975:TYR:HB2	2.01	0.42
1:K:1198:TYR:HB2	1:K:1215:THR:HG23	2.00	0.42
1:K:1176:HIS:CA	1:K:1218:THR:HG21	2.48	0.42
1:K:180:GLY:H	1:K:237:ARG:CB	2.33	0.42
1:I:222:GLU:OE2	1:K:204:THR:HG21	2.19	0.42
1:K:389:LEU:HD21	1:K:395:VAL:HG21	2.02	0.42
1:K:393:VAL:CG1	1:K:486:PHE:CE2	2.99	0.42
1:K:482:TYR:CE1	1:K:486:PHE:CG	3.08	0.42
1:K:678:ASP:OD2	1:K:680:LYS:CD	2.68	0.42
1:K:713:HIS:ND1	1:K:755:ASP:OD2	2.53	0.42
1:K:945:ARG:HG3	1:K:964:VAL:HG13	2.01	0.42
1:M:1163:HIS:HB3	1:M:1205:VAL:HG13	2.02	0.42
1:M:1233:VAL:HB	1:M:1243:ILE:HA	2.01	0.42
1:M:206:LEU:CD2	1:M:235:HIS:CD2	3.03	0.42
1:M:301:MET:O	1:M:302:LYS:C	2.57	0.42
1:K:431:LYS:HZ1	1:M:336:ASN:CB	2.28	0.42
1:M:482:TYR:CE1	1:M:486:PHE:CD1	3.07	0.42
1:M:573:THR:C	1:M:577:TYR:HB3	2.28	0.42
1:M:786:PHE:CE1	1:M:819:ASN:HB2	2.55	0.42
3:O:43:VAL:O	3:O:52:ARG:HG2	2.19	0.42
3:P:27:ASP:CB	4:S:13:ARG:HG3	2.49	0.42
3:P:19:ASP:OD1	4:T:63:GLU:O	2.38	0.42
4:U:13:ARG:HE	4:U:56:ARG:HG3	1.85	0.42
1:A:1030:TRP:HA	1:A:1036:LYS:O	2.20	0.42
1:A:1187:PRO:CD	1:A:1229:PHE:CG	3.01	0.42

*Continued on next page...*

*Continued from previous page...*

Atom-1	Atom-2	Interatomic distance (Å)	Clash overlap (Å)
1:A:222:GLU:OE2	1:C:204:THR:HG21	2.20	0.42
1:A:645:GLU:C	1:A:647:GLY:H	2.22	0.42
1:A:657:GLU:O	1:A:658:ASP:CB	2.67	0.42
1:C:180:GLY:H	1:C:237:ARG:CB	2.32	0.42
1:C:248:SER:O	1:C:249:TRP:C	2.57	0.42
1:C:262:LEU:HG	1:C:262:LEU:O	2.20	0.42
1:C:295:LEU:HA	1:C:295:LEU:HD22	1.75	0.42
1:C:389:LEU:HD21	1:C:395:VAL:HG21	2.02	0.42
1:C:403:LEU:HD11	1:C:459:LYS:HZ2	1.85	0.42
1:C:482:TYR:CE1	1:C:486:PHE:CD1	3.07	0.42
1:C:573:THR:C	1:C:577:TYR:HB3	2.28	0.42
1:C:578:GLN:NE2	1:C:578:GLN:C	2.73	0.42
1:C:657:GLU:O	1:C:658:ASP:CB	2.67	0.42
1:E:529:TYR:HD1	1:E:529:TYR:O	2.02	0.42
1:E:529:TYR:CA	1:E:532:ILE:CG2	2.98	0.42
1:E:645:GLU:C	1:E:647:GLY:H	2.23	0.42
1:E:659:GLU:HG3	1:E:659:GLU:O	2.18	0.42
1:E:852:ASN:HB2	1:E:854:LEU:HG	2.02	0.42
1:G:999:ARG:HB2	1:G:1030:TRP:CE3	2.54	0.42
1:G:162:VAL:O	1:G:166:GLU:HB2	2.20	0.42
1:G:245:VAL:C	1:G:246:TRP:HD1	2.23	0.42
1:I:999:ARG:HB2	1:I:1030:TRP:CE3	2.54	0.42
1:I:235:HIS:HB3	1:I:238:SER:HB3	2.01	0.42
1:I:127:VAL:CG1	1:I:293:GLU:HG2	2.50	0.42
1:I:595:LEU:HD13	1:I:1244:LEU:CD1	2.50	0.42
1:I:945:ARG:HG3	1:I:964:VAL:HG13	2.01	0.42
2:J:18:HIS:NE2	7:J:201:HEM:C4C	2.88	0.42
2:J:14:CYS:CB	7:J:201:HEM:CAB	2.96	0.42
1:K:1022:SER:OG	1:K:1023:ASP:N	2.48	0.42
1:K:1233:VAL:CB	1:K:1243:ILE:HG12	2.49	0.42
1:K:162:VAL:O	1:K:166:GLU:HB2	2.20	0.42
1:K:295:LEU:HD22	1:K:295:LEU:HA	1.75	0.42
1:K:320:SER:HG	1:K:323:VAL:HB	1.85	0.42
1:I:431:LYS:HZ1	1:K:336:ASN:CB	2.30	0.42
1:K:639:LEU:CA	1:K:653:ILE:HG21	2.49	0.42
1:K:805:SER:HB2	1:K:814:MET:HB3	2.00	0.42
1:M:1007:TRP:HZ3	1:M:1048:LYS:HA	1.83	0.42
1:M:1168:LEU:HD11	1:M:1171:GLU:HB3	2.00	0.42
1:M:148:GLY:C	1:M:149:TRP:HD1	2.23	0.42
1:M:396:PRO:O	1:M:399:VAL:HG22	2.19	0.42
1:M:416:GLN:CA	1:M:416:GLN:HE21	2.32	0.42

*Continued on next page...*

*Continued from previous page...*

Atom-1	Atom-2	Interatomic distance (Å)	Clash overlap (Å)
1:M:480:CYS:HA	1:M:483:TRP:HB2	2.00	0.42
1:M:595:LEU:HD13	1:M:1244:LEU:CD1	2.50	0.42
3:R:20:ILE:HA	4:V:64:THR:HB	2.01	0.42
4:U:52:ARG:NH1	4:V:38:HIS:CE1	2.87	0.42
4:Y:7:ARG:HA	4:Y:10:ARG:HG3	2.02	0.42
1:A:148:GLY:C	1:A:149:TRP:HD1	2.23	0.42
1:A:172:SER:OG	3:W:3:ALA:CB	2.66	0.42
1:A:261:LEU:HD12	1:A:261:LEU:O	2.18	0.42
1:A:582:LEU:CD2	1:A:582:LEU:C	2.88	0.42
1:A:595:LEU:HD13	1:A:1244:LEU:CD1	2.50	0.42
1:A:970:SER:HB3	1:A:975:TYR:HB2	2.01	0.42
1:C:1030:TRP:HA	1:C:1036:LYS:O	2.20	0.42
1:C:162:VAL:O	1:C:166:GLU:HB2	2.20	0.42
1:C:235:HIS:HB3	1:C:238:SER:HB3	2.01	0.42
1:C:406:MET:O	1:C:411:VAL:CG2	2.68	0.42
1:C:482:TYR:CE1	1:C:486:PHE:CG	3.08	0.42
1:E:970:SER:HA	1:E:1011:PHE:CD2	2.55	0.42
1:E:482:TYR:CE1	1:E:486:PHE:CD1	3.07	0.42
1:E:543:ASN:CB	1:E:574:SER:CB	2.97	0.42
1:E:786:PHE:CE1	1:E:819:ASN:HB2	2.55	0.42
1:G:1030:TRP:HA	1:G:1036:LYS:O	2.20	0.42
1:G:1113:SER:N	1:G:1120:LEU:HD13	2.35	0.42
1:G:1139:SER:OG	1:G:1140:THR:N	2.51	0.42
1:G:1181:THR:HG22	1:G:1182:ASP:N	2.34	0.42
1:G:155:MET:HB2	1:G:155:MET:HE2	1.84	0.42
1:G:137:GLN:HG3	1:G:173:LEU:HD22	1.95	0.42
1:G:301:MET:O	1:G:302:LYS:C	2.57	0.42
1:G:389:LEU:HD21	1:G:395:VAL:HG21	2.02	0.42
1:G:453:LEU:C	1:G:453:LEU:CD1	2.87	0.42
1:G:595:LEU:HD13	1:G:1244:LEU:CD1	2.50	0.42
1:G:883:SER:O	1:G:884:TRP:O	2.37	0.42
2:H:10:PHE:CD1	2:H:14:CYS:HB2	2.55	0.42
1:I:1160:GLU:O	1:I:1162:LEU:N	2.49	0.42
1:I:1164:LEU:CD1	1:I:1164:LEU:H	2.17	0.42
1:I:1225:VAL:HG11	1:I:1229:PHE:CG	2.55	0.42
1:I:248:SER:O	1:I:249:TRP:C	2.57	0.42
1:I:389:LEU:HD21	1:I:395:VAL:HG21	2.02	0.42
1:I:394:LYS:HB3	1:I:434:ARG:CG	2.48	0.42
1:I:595:LEU:HD13	1:I:1244:LEU:CG	2.50	0.42
1:I:597:TRP:CZ3	1:I:600:LYS:CB	3.02	0.42
1:I:657:GLU:O	1:I:658:ASP:CB	2.67	0.42

*Continued on next page...*

*Continued from previous page...*

Atom-1	Atom-2	Interatomic distance (Å)	Clash overlap (Å)
1:K:222:GLU:OE2	1:M:204:THR:HG21	2.20	0.42
1:K:493:SER:O	1:K:495:LYS:HG3	2.20	0.42
1:K:750:ARG:HB2	1:K:806:TRP:HE1	1.85	0.42
1:M:347:ASN:O	1:M:348:LYS:HB2	2.19	0.42
1:M:452:GLN:O	1:M:456:LEU:HG	2.20	0.42
1:M:875:VAL:CG1	1:M:915:CYS:SG	2.94	0.42
3:O:22:THR:O	3:O:26:MET:HG3	2.19	0.42
4:U:16:LEU:HD21	4:U:89:LEU:HD11	2.01	0.42
4:V:16:LEU:HD23	4:V:85:LEU:HD21	2.02	0.42
1:A:1233:VAL:CB	1:A:1243:ILE:HG12	2.49	0.42
1:A:174:LEU:O	1:A:178:PHE:HB2	2.20	0.42
1:A:493:SER:O	1:A:495:LYS:HG3	2.20	0.42
1:C:529:TYR:CA	1:C:532:ILE:CG2	2.98	0.42
1:C:507:LEU:CD1	1:C:579:GLN:CG	2.98	0.42
1:C:883:SER:O	1:C:884:TRP:O	2.37	0.42
1:C:970:SER:CB	1:C:975:TYR:HB2	2.49	0.42
1:E:1030:TRP:HA	1:E:1036:LYS:O	2.20	0.42
1:E:1151:ILE:N	1:E:1167:PRO:HD2	2.24	0.42
1:E:1212:THR:OG1	1:E:1213:PHE:N	2.53	0.42
1:E:259:GLN:HG2	1:E:259:GLN:H	1.56	0.42
1:E:394:LYS:HB3	1:E:434:ARG:CG	2.48	0.42
1:E:678:ASP:OD2	1:E:680:LYS:CD	2.67	0.42
1:E:882:LEU:HD23	1:E:903:ASP:HB2	2.01	0.42
1:E:970:SER:CB	1:E:975:TYR:HB2	2.49	0.42
1:G:1225:VAL:HG11	1:G:1229:PHE:CG	2.55	0.42
1:G:862:TYR:CD1	1:G:885:VAL:N	2.84	0.42
1:G:970:SER:CB	1:G:975:TYR:HB2	2.50	0.42
1:I:148:GLY:C	1:I:149:TRP:HD1	2.23	0.42
1:I:326:LEU:HD23	1:I:353:ILE:HG22	2.01	0.42
1:K:561:PRO:CB	1:K:1214:TYR:CD2	2.87	0.42
1:K:174:LEU:O	1:K:178:PHE:HB2	2.20	0.42
1:K:156:ALA:HB2	1:K:265:ARG:NH2	2.35	0.42
1:K:326:LEU:HD23	1:K:353:ILE:HG22	2.01	0.42
1:K:409:GLU:HG3	1:M:340:TYR:HH	1.81	0.42
1:K:866:LEU:CD2	1:K:914:VAL:HB	2.43	0.42
2:L:18:HIS:NE2	7:L:201:HEM:C4C	2.88	0.42
1:M:127:VAL:CG1	1:M:293:GLU:HG2	2.50	0.42
1:M:449:ASN:HD22	1:M:449:ASN:HA	1.65	0.42
1:M:578:GLN:C	1:M:578:GLN:NE2	2.73	0.42
1:M:645:GLU:C	1:M:647:GLY:H	2.23	0.42
3:Q:29:MET:C	3:Q:31:SER:N	2.73	0.42

*Continued on next page...*

*Continued from previous page...*

Atom-1	Atom-2	Interatomic distance (Å)	Clash overlap (Å)
3:R:43:VAL:O	3:R:52:ARG:HG2	2.19	0.42
4:T:13:ARG:HH21	4:T:60:ILE:HD11	1.85	0.42
3:R:30:ILE:O	4:U:10:ARG:O	2.37	0.42
1:A:1044:GLN:HG2	1:A:1068:LYS:HZ2	1.85	0.42
1:A:301:MET:O	1:A:302:LYS:C	2.58	0.42
1:A:529:TYR:CA	1:A:532:ILE:CG2	2.98	0.42
2:B:10:PHE:CD1	2:B:14:CYS:HB2	2.55	0.42
1:C:208:GLN:HG3	1:C:208:GLN:H	1.48	0.42
1:E:1181:THR:HG22	1:E:1182:ASP:N	2.34	0.42
1:E:195:LEU:C	1:E:195:LEU:HD12	2.36	0.42
1:E:286:LEU:HA	1:E:286:LEU:HD13	1.98	0.42
1:E:639:LEU:CA	1:E:653:ILE:HG21	2.49	0.42
1:E:883:SER:O	1:E:884:TRP:O	2.37	0.42
1:E:938:LEU:HD13	1:E:938:LEU:HA	1.85	0.42
1:E:978:PHE:CZ	1:E:986:GLU:HB2	2.55	0.42
1:G:244:ASP:HB3	1:G:245:VAL:H	1.51	0.42
1:G:394:LYS:HB3	1:G:434:ARG:CG	2.48	0.42
1:G:657:GLU:O	1:G:658:ASP:CB	2.67	0.42
1:I:301:MET:O	1:I:302:LYS:C	2.58	0.42
1:I:416:GLN:CA	1:I:416:GLN:HE21	2.32	0.42
2:J:18:HIS:CE1	2:J:30:PRO:CD	3.00	0.42
1:K:1225:VAL:HG11	1:K:1229:PHE:CG	2.55	0.42
1:K:208:GLN:H	1:K:208:GLN:HG3	1.48	0.42
1:K:320:SER:OG	1:K:323:VAL:HG23	2.20	0.42
1:K:416:GLN:CA	1:K:416:GLN:HE21	2.32	0.42
1:M:1212:THR:OG1	1:M:1213:PHE:N	2.53	0.42
1:M:389:LEU:HD21	1:M:395:VAL:HG21	2.02	0.42
1:M:493:SER:O	1:M:495:LYS:HG3	2.20	0.42
1:M:805:SER:HB2	1:M:814:MET:HB3	2.00	0.42
1:M:862:TYR:HD1	1:M:885:VAL:N	2.12	0.42
3:Q:29:MET:O	3:Q:31:SER:N	2.53	0.42
1:A:1163:HIS:HB3	1:A:1205:VAL:HG13	2.02	0.41
1:A:1245:GLN:HB3	1:A:1245:GLN:HE21	1.59	0.41
1:A:162:VAL:O	1:A:166:GLU:HB2	2.20	0.41
1:A:406:MET:O	1:A:411:VAL:CG2	2.68	0.41
1:A:786:PHE:CE1	1:A:819:ASN:HB2	2.55	0.41
1:A:805:SER:HB2	1:A:814:MET:HB3	2.01	0.41
1:C:1225:VAL:HG11	1:C:1229:PHE:CG	2.55	0.41
1:C:320:SER:OG	1:C:323:VAL:HG23	2.20	0.41
1:C:326:LEU:HD23	1:C:353:ILE:HG22	2.01	0.41
1:C:582:LEU:C	1:C:582:LEU:CD2	2.88	0.41

*Continued on next page...*

*Continued from previous page...*

Atom-1	Atom-2	Interatomic distance (Å)	Clash overlap (Å)
1:C:645:GLU:C	1:C:647:GLY:N	2.73	0.41
7:D:201:HEM:CBC	7:D:201:HEM:CMC	2.88	0.41
1:E:248:SER:O	1:E:249:TRP:C	2.57	0.41
1:E:359:TYR:C	1:E:359:TYR:CD1	2.85	0.41
1:E:507:LEU:CD1	1:E:579:GLN:CG	2.98	0.41
1:G:160:LYS:HB2	1:G:160:LYS:HZ2	1.85	0.41
1:G:156:ALA:HB2	1:G:265:ARG:NH2	2.34	0.41
1:G:678:ASP:OD2	1:G:680:LYS:CD	2.68	0.41
1:G:852:ASN:HB2	1:G:854:LEU:HG	2.02	0.41
2:H:18:HIS:NE2	7:H:201:HEM:C4C	2.88	0.41
1:I:1030:TRP:HA	1:I:1036:LYS:O	2.20	0.41
1:I:1233:VAL:CB	1:I:1243:ILE:HG12	2.49	0.41
1:G:409:GLU:CG	1:I:340:TYR:CZ	3.00	0.41
1:I:391:LYS:H	1:I:391:LYS:HG2	1.61	0.41
1:I:578:GLN:NE2	1:I:578:GLN:C	2.73	0.41
1:I:786:PHE:CE1	1:I:819:ASN:HB2	2.55	0.41
1:K:452:GLN:O	1:K:456:LEU:HG	2.20	0.41
1:K:482:TYR:CE1	1:K:486:PHE:CD1	3.07	0.41
1:K:507:LEU:CD1	1:K:579:GLN:CG	2.98	0.41
1:K:910:GLU:HB3	1:K:913:LYS:HG3	2.02	0.41
1:K:923:LYS:HD3	1:K:923:LYS:HA	1.82	0.41
2:L:52:ASN:OD1	7:L:201:HEM:HBD1	2.20	0.41
1:M:162:VAL:O	1:M:166:GLU:HB2	2.20	0.41
1:M:320:SER:OG	1:M:323:VAL:HG23	2.20	0.41
1:M:486:PHE:HA	1:M:489:TYR:HB3	2.03	0.41
1:M:597:TRP:CZ3	1:M:600:LYS:HA	2.55	0.41
1:E:236:PRO:HG2	3:O:3:ALA:HB1	1.95	0.41
4:T:50:SER:HB2	4:U:45:ARG:CZ	2.50	0.41
1:A:1175:THR:OG1	1:A:1176:HIS:CE1	2.73	0.41
1:A:206:LEU:CD2	1:A:235:HIS:CD2	3.03	0.41
1:A:669:ASP:O	1:A:686:SER:OG	2.27	0.41
1:C:1126:HIS:CD2	1:C:1128:GLY:H	2.38	0.41
1:C:245:VAL:C	1:C:246:TRP:HD1	2.23	0.41
1:C:493:SER:O	1:C:495:LYS:HG3	2.20	0.41
1:C:500:LEU:HD23	1:C:533:LEU:HD12	2.00	0.41
1:C:553:HIS:CG	1:C:554:LEU:N	2.88	0.41
1:C:645:GLU:C	1:C:647:GLY:H	2.23	0.41
1:C:910:GLU:HB3	1:C:913:LYS:HG3	2.02	0.41
2:D:10:PHE:CD1	2:D:14:CYS:HB2	2.55	0.41
1:E:1126:HIS:CD2	1:E:1128:GLY:H	2.38	0.41
1:E:1233:VAL:CB	1:E:1243:ILE:HG12	2.49	0.41

*Continued on next page...*



*Continued from previous page...*

Atom-1	Atom-2	Interatomic distance (Å)	Clash overlap (Å)
1:E:245:VAL:C	1:E:246:TRP:HD1	2.23	0.41
1:E:326:LEU:CD2	1:E:353:ILE:HB	2.51	0.41
1:E:452:GLN:O	1:E:456:LEU:HG	2.20	0.41
1:E:563:ILE:O	1:E:567:GLY:N	2.51	0.41
1:E:597:TRP:CZ3	1:E:600:LYS:HA	2.54	0.41
2:F:10:PHE:CD1	2:F:14:CYS:HB2	2.55	0.41
1:G:256:SER:O	1:G:257:GLN:CB	2.64	0.41
1:G:259:GLN:H	1:G:259:GLN:HG2	1.56	0.41
1:G:361:TYR:HB3	1:G:366:GLU:HG2	2.02	0.41
1:G:419:VAL:HG11	1:G:426:CYS:HG	1.78	0.41
1:G:645:GLU:C	1:G:647:GLY:N	2.73	0.41
1:G:821:ILE:HD11	1:G:857:VAL:HG21	2.03	0.41
1:I:1181:THR:HG22	1:I:1182:ASP:N	2.34	0.41
1:I:206:LEU:CD2	1:I:235:HIS:CD2	3.03	0.41
1:I:482:TYR:CE1	1:I:486:PHE:CG	3.08	0.41
1:I:821:ILE:HD11	1:I:857:VAL:HG21	2.03	0.41
1:K:1163:HIS:HB3	1:K:1205:VAL:HG13	2.02	0.41
1:K:474:SER:HB2	1:K:475:PRO:HD2	2.02	0.41
1:K:578:GLN:C	1:K:578:GLN:NE2	2.73	0.41
1:K:786:PHE:CE1	1:K:819:ASN:HB2	2.55	0.41
1:M:970:SER:HA	1:M:1011:PHE:CD2	2.55	0.41
1:M:582:LEU:C	1:M:582:LEU:CD2	2.88	0.41
1:M:597:TRP:CZ2	1:M:603:ILE:CG1	2.94	0.41
1:M:750:ARG:HB2	1:M:806:TRP:HE1	1.85	0.41
2:N:10:PHE:CD1	2:N:14:CYS:HB2	2.55	0.41
3:O:46:GLU:HB2	3:O:52:ARG:CG	2.50	0.41
3:W:21:LYS:HE2	4:Y:61:ASP:CG	2.40	0.41
1:A:970:SER:HA	1:A:1011:PHE:CD2	2.55	0.41
1:A:127:VAL:CG1	1:A:293:GLU:HG2	2.49	0.41
1:A:140:LEU:C	1:A:140:LEU:CD1	2.86	0.41
1:A:235:HIS:HB3	1:A:238:SER:HB3	2.01	0.41
1:A:260:ILE:O	1:A:260:ILE:HG12	2.20	0.41
1:A:452:GLN:O	1:A:456:LEU:HG	2.20	0.41
1:A:393:VAL:CG1	1:A:486:PHE:CE2	2.99	0.41
1:A:507:LEU:CD1	1:A:579:GLN:CG	2.98	0.41
1:A:597:TRP:CZ3	1:A:600:LYS:HA	2.54	0.41
1:A:750:ARG:HB2	1:A:806:TRP:HE1	1.85	0.41
1:A:970:SER:CB	1:A:975:TYR:HB2	2.49	0.41
1:C:1166:ALA:N	1:C:1167:PRO:CD	2.78	0.41
1:C:1200:LYS:HA	1:C:1211:GLN:O	2.21	0.41
1:C:1233:VAL:O	1:C:1233:VAL:CG2	2.68	0.41

*Continued on next page...*

*Continued from previous page...*

Atom-1	Atom-2	Interatomic distance (Å)	Clash overlap (Å)
1:C:326:LEU:CD2	1:C:353:ILE:HB	2.50	0.41
1:C:474:SER:HB2	1:C:475:PRO:HD2	2.02	0.41
1:C:486:PHE:HA	1:C:489:TYR:HB3	2.02	0.41
1:C:852:ASN:HB2	1:C:854:LEU:HG	2.02	0.41
1:E:1233:VAL:CG2	1:E:1233:VAL:O	2.68	0.41
1:E:262:LEU:O	1:E:262:LEU:HG	2.19	0.41
1:E:474:SER:HB2	1:E:475:PRO:HD2	2.03	0.41
1:E:578:GLN:NE2	1:E:578:GLN:C	2.73	0.41
1:E:637:LYS:CG	1:E:658:ASP:O	2.69	0.41
1:E:815:VAL:O	1:E:821:ILE:HG23	2.21	0.41
1:E:821:ILE:HD11	1:E:857:VAL:HG21	2.03	0.41
2:F:18:HIS:NE2	7:F:201:HEM:C4C	2.88	0.41
1:G:452:GLN:O	1:G:456:LEU:HG	2.20	0.41
1:G:493:SER:O	1:G:495:LYS:HG3	2.20	0.41
1:G:547:PHE:O	1:G:551:ASN:ND2	2.50	0.41
1:G:595:LEU:HD13	1:G:1244:LEU:CG	2.50	0.41
1:G:970:SER:HA	1:G:1011:PHE:CD2	2.55	0.41
1:I:279:VAL:HG23	1:I:279:VAL:O	2.21	0.41
1:I:320:SER:OG	1:I:323:VAL:HG23	2.20	0.41
1:I:529:TYR:CA	1:I:532:ILE:CG2	2.98	0.41
1:I:922:LEU:HD12	1:I:1241:LEU:CD2	2.39	0.41
1:K:1111:ILE:O	1:K:1120:LEU:N	2.54	0.41
1:K:140:LEU:C	1:K:140:LEU:CD1	2.86	0.41
1:K:245:VAL:C	1:K:246:TRP:HD1	2.23	0.41
1:K:301:MET:O	1:K:302:LYS:C	2.58	0.41
1:K:480:CYS:HA	1:K:483:TRP:HB2	2.00	0.41
1:M:1126:HIS:CD2	1:M:1128:GLY:H	2.38	0.41
1:M:513:LYS:O	1:M:517:VAL:CB	2.62	0.41
1:M:645:GLU:C	1:M:647:GLY:N	2.73	0.41
1:M:852:ASN:HB2	1:M:854:LEU:HG	2.02	0.41
1:M:978:PHE:CZ	1:M:986:GLU:HB2	2.55	0.41
2:N:18:HIS:NE2	7:N:201:HEM:C4C	2.88	0.41
2:N:52:ASN:OD1	7:N:201:HEM:HBD1	2.20	0.41
3:Q:46:GLU:HB2	3:Q:52:ARG:CG	2.50	0.41
4:U:77:LEU:HD12	4:U:77:LEU:HA	1.96	0.41
3:W:10:LEU:CD2	3:W:13:ARG:NH2	2.83	0.41
1:A:1225:VAL:HG11	1:A:1229:PHE:CG	2.55	0.41
1:A:155:MET:HE2	1:A:155:MET:HB2	1.91	0.41
1:A:241:ILE:C	1:A:242:LEU:CD1	2.81	0.41
1:A:389:LEU:HD21	1:A:395:VAL:HG21	2.01	0.41
1:C:1187:PRO:HG3	1:C:1229:PHE:HB2	1.98	0.41

*Continued on next page...*

*Continued from previous page...*

Atom-1	Atom-2	Interatomic distance (Å)	Clash overlap (Å)
1:C:239:LEU:HD12	1:C:240:LEU:H	1.76	0.41
1:C:403:LEU:HD11	1:C:459:LYS:NZ	2.36	0.41
1:C:858:ALA:HB2	1:C:864:VAL:HG22	2.03	0.41
1:C:882:LEU:CD2	1:C:882:LEU:N	2.39	0.41
1:E:1140:THR:OG1	1:E:1155:ASN:OD1	2.31	0.41
1:E:1225:VAL:HG11	1:E:1229:PHE:CG	2.55	0.41
1:E:146:GLU:C	1:E:147:PRO:O	2.58	0.41
1:E:279:VAL:HG23	1:E:279:VAL:O	2.20	0.41
1:E:320:SER:OG	1:E:323:VAL:HG23	2.20	0.41
1:E:486:PHE:HA	1:E:489:TYR:HB3	2.02	0.41
1:G:1194:SER:CB	1:G:1202:TRP:CE3	2.98	0.41
1:G:529:TYR:CA	1:G:532:ILE:CG2	2.98	0.41
1:G:920:VAL:C	1:G:921:MET:CG	2.85	0.41
1:G:978:PHE:CZ	1:G:986:GLU:HB2	2.55	0.41
1:G:146:GLU:HG2	1:I:111:ARG:NH1	2.19	0.41
1:I:1233:VAL:O	1:I:1233:VAL:CG2	2.68	0.41
1:I:137:GLN:HG3	1:I:173:LEU:HD22	1.95	0.41
1:I:750:ARG:HB2	1:I:806:TRP:HE1	1.85	0.41
1:I:910:GLU:HB3	1:I:913:LYS:HG3	2.02	0.41
2:J:10:PHE:CD1	2:J:14:CYS:HB2	2.55	0.41
1:K:1164:LEU:H	1:K:1164:LEU:CD1	2.17	0.41
1:K:1247:LEU:HD12	1:K:1248:GLU:OE1	2.21	0.41
1:K:206:LEU:CD2	1:K:235:HIS:CD2	3.03	0.41
1:I:409:GLU:CG	1:K:340:TYR:CZ	3.00	0.41
1:M:1111:ILE:O	1:M:1120:LEU:N	2.54	0.41
1:M:1247:LEU:HD12	1:M:1248:GLU:OE1	2.21	0.41
1:M:180:GLY:H	1:M:237:ARG:CB	2.33	0.41
1:M:406:MET:O	1:M:411:VAL:CG2	2.68	0.41
1:M:678:ASP:OD2	1:M:680:LYS:CD	2.67	0.41
1:M:622:CYS:HA	1:M:889:MET:HE1	2.02	0.41
3:Q:22:THR:O	3:Q:26:MET:HG3	2.19	0.41
3:Q:23:SER:HB2	4:T:56:ARG:NH2	2.35	0.41
3:R:14:GLU:C	3:R:18:LYS:HE2	2.39	0.41
3:X:68:TYR:HE1	3:X:91:ILE:HD13	1.85	0.41
1:A:1200:LYS:HA	1:A:1211:GLN:O	2.21	0.41
1:A:322:LEU:HG	1:A:359:TYR:HE2	1.85	0.41
1:A:347:ASN:O	1:A:348:LYS:HB2	2.19	0.41
1:A:403:LEU:HD11	1:A:459:LYS:HZ2	1.85	0.41
1:A:578:GLN:NE2	1:A:578:GLN:C	2.73	0.41
1:A:852:ASN:HB2	1:A:854:LEU:HG	2.02	0.41
1:A:924:GLN:H	1:A:1238:LEU:HD21	1.86	0.41

*Continued on next page...*

*Continued from previous page...*

Atom-1	Atom-2	Interatomic distance (Å)	Clash overlap (Å)
1:A:978:PHE:CZ	1:A:986:GLU:HB2	2.55	0.41
1:C:1247:LEU:HD12	1:C:1248:GLU:OE1	2.21	0.41
1:C:148:GLY:C	1:C:149:TRP:HD1	2.23	0.41
1:C:361:TYR:HB3	1:C:366:GLU:HG2	2.01	0.41
1:C:416:GLN:CA	1:C:416:GLN:HE21	2.32	0.41
1:C:564:VAL:HG13	1:C:583:GLN:CG	2.44	0.41
1:C:727:LEU:HB2	1:C:739:MET:HE1	2.02	0.41
1:C:970:SER:HB3	1:C:975:TYR:HB2	2.01	0.41
2:D:18:HIS:NE2	7:D:201:HEM:C4C	2.88	0.41
1:E:148:GLY:C	1:E:149:TRP:HD1	2.23	0.41
1:E:582:LEU:C	1:E:582:LEU:CD2	2.88	0.41
1:E:595:LEU:HD22	1:E:1244:LEU:HD12	1.78	0.41
1:E:603:ILE:HD12	1:E:604:THR:HG1	1.84	0.41
1:E:657:GLU:O	1:E:658:ASP:CB	2.67	0.41
2:F:16:GLN:N	2:F:16:GLN:OE1	2.47	0.41
1:G:180:GLY:H	1:G:237:ARG:CB	2.33	0.41
1:G:326:LEU:CD2	1:G:353:ILE:HB	2.50	0.41
1:G:496:MET:CA	1:G:496:MET:CE	2.98	0.41
1:G:582:LEU:C	1:G:582:LEU:CD2	2.88	0.41
1:I:1111:ILE:O	1:I:1120:LEU:N	2.54	0.41
1:I:1225:VAL:CG1	1:I:1229:PHE:CE1	3.01	0.41
1:I:130:LYS:HE2	1:I:130:LYS:HB2	1.74	0.41
1:I:322:LEU:HG	1:I:359:TYR:HE2	1.85	0.41
1:I:563:ILE:O	1:I:567:GLY:N	2.51	0.41
1:I:582:LEU:CD2	1:I:582:LEU:C	2.88	0.41
1:I:645:GLU:C	1:I:647:GLY:N	2.73	0.41
1:K:595:LEU:HD13	1:K:1244:LEU:CD1	2.50	0.41
1:K:645:GLU:C	1:K:647:GLY:H	2.23	0.41
1:M:1225:VAL:CG1	1:M:1229:PHE:CE1	3.01	0.41
1:M:320:SER:HG	1:M:323:VAL:HB	1.85	0.41
1:A:1247:LEU:HD12	1:A:1248:GLU:OE1	2.21	0.41
1:C:1233:VAL:CB	1:C:1243:ILE:HG12	2.49	0.41
1:C:174:LEU:O	1:C:178:PHE:HB2	2.20	0.41
1:C:206:LEU:CD2	1:C:235:HIS:CD2	3.03	0.41
1:C:375:LEU:HG	1:C:375:LEU:H	1.69	0.41
1:C:639:LEU:CD1	1:C:641:VAL:HG23	2.51	0.41
1:E:1200:LYS:HA	1:E:1211:GLN:O	2.21	0.41
1:E:429:ASN:O	1:E:432:SER:O	2.39	0.41
1:E:639:LEU:CD1	1:E:641:VAL:HG23	2.51	0.41
1:G:1228:ASP:CB	1:G:1230:LYS:HG2	2.37	0.41
1:G:212:PHE:HA	1:G:212:PHE:HD1	1.79	0.41

*Continued on next page...*

*Continued from previous page...*

Atom-1	Atom-2	Interatomic distance (Å)	Clash overlap (Å)
1:G:235:HIS:HB3	1:G:238:SER:HB3	2.01	0.41
1:G:260:ILE:O	1:G:260:ILE:HG12	2.20	0.41
1:G:507:LEU:CD1	1:G:579:GLN:CG	2.98	0.41
1:I:146:GLU:HA	1:I:146:GLU:OE1	2.21	0.41
1:I:261:LEU:CD1	1:I:261:LEU:C	2.85	0.41
1:I:507:LEU:HD11	1:I:579:GLN:HG2	2.03	0.41
1:I:639:LEU:CD1	1:I:641:VAL:HG23	2.51	0.41
1:I:920:VAL:C	1:I:921:MET:CG	2.85	0.41
1:K:1126:HIS:CD2	1:K:1128:GLY:H	2.38	0.41
1:K:127:VAL:CG1	1:K:293:GLU:HG2	2.50	0.41
1:K:374:MET:HE3	1:K:374:MET:HA	1.99	0.41
1:K:403:LEU:HD11	1:K:459:LYS:NZ	2.36	0.41
1:K:637:LYS:CG	1:K:658:ASP:O	2.69	0.41
1:K:645:GLU:C	1:K:647:GLY:N	2.73	0.41
1:K:637:LYS:CD	1:K:658:ASP:O	2.68	0.41
2:L:10:PHE:CD1	2:L:14:CYS:HB2	2.55	0.41
1:M:882:LEU:CB	1:M:1237:ASN:ND2	2.62	0.41
1:M:160:LYS:CB	1:M:160:LYS:HZ2	2.32	0.41
1:M:361:TYR:HB3	1:M:366:GLU:HG2	2.01	0.41
4:T:80:THR:HG22	4:T:80:THR:O	2.20	0.41
1:A:429:ASN:O	1:A:432:SER:O	2.39	0.41
1:A:482:TYR:CE1	1:A:486:PHE:CG	3.08	0.41
1:A:818:LYS:O	1:A:843:ILE:HG13	2.21	0.41
1:C:429:ASN:O	1:C:432:SER:O	2.39	0.41
1:C:441:GLN:O	1:C:445:LEU:HG	2.21	0.41
1:C:563:ILE:O	1:C:567:GLY:N	2.51	0.41
1:C:978:PHE:CZ	1:C:986:GLU:HB2	2.55	0.41
1:E:595:LEU:HD13	1:E:1244:LEU:CD1	2.50	0.41
1:E:507:LEU:HD11	1:E:579:GLN:HG2	2.03	0.41
1:G:441:GLN:O	1:G:445:LEU:HG	2.21	0.41
1:G:403:LEU:HD11	1:G:459:LYS:HZ2	1.86	0.41
1:G:639:LEU:CD1	1:G:641:VAL:HG23	2.51	0.41
1:G:637:LYS:CD	1:G:658:ASP:O	2.68	0.41
1:G:815:VAL:O	1:G:821:ILE:HG23	2.21	0.41
1:I:1046:THR:CG2	1:I:1063:PHE:HE2	2.34	0.41
1:I:637:LYS:CG	1:I:658:ASP:O	2.69	0.41
1:I:852:ASN:HB2	1:I:854:LEU:HG	2.02	0.41
1:K:1208:GLU:CG	1:K:1211:GLN:HG2	2.49	0.41
1:K:326:LEU:CD2	1:K:353:ILE:HB	2.51	0.41
1:K:486:PHE:HA	1:K:489:TYR:HB3	2.02	0.41
1:K:582:LEU:C	1:K:582:LEU:CD2	2.88	0.41

*Continued on next page...*

*Continued from previous page...*

Atom-1	Atom-2	Interatomic distance (Å)	Clash overlap (Å)
1:K:866:LEU:O	1:K:875:VAL:N	2.44	0.41
1:K:939:ALA:O	1:K:946:LEU:HB2	2.21	0.41
1:K:970:SER:HB3	1:K:975:TYR:HB2	2.01	0.41
1:M:924:GLN:H	1:M:1238:LEU:HD21	1.86	0.41
1:M:326:LEU:CD2	1:M:353:ILE:HB	2.51	0.41
1:M:445:LEU:O	1:M:449:ASN:N	2.48	0.41
1:M:477:GLN:CA	1:M:477:GLN:NE2	2.73	0.41
1:M:529:TYR:CA	1:M:532:ILE:CG2	2.98	0.41
3:R:46:GLU:HB2	3:R:52:ARG:CG	2.50	0.41
1:A:138:GLN:CG	3:W:6:ARG:HD3	2.49	0.41
1:A:1176:HIS:CD2	1:A:1197:GLY:C	2.94	0.41
1:A:245:VAL:C	1:A:246:TRP:HD1	2.23	0.41
1:A:486:PHE:HA	1:A:489:TYR:HB3	2.03	0.41
1:A:560:PHE:O	1:A:561:PRO:O	2.39	0.41
1:A:639:LEU:CD1	1:A:641:VAL:HG23	2.51	0.41
1:C:543:ASN:OD1	1:C:574:SER:HB2	2.21	0.41
1:E:1089:LEU:H	1:E:1105:ALA:HB2	1.86	0.41
1:E:875:VAL:CG1	1:E:915:CYS:SG	2.94	0.41
1:E:924:GLN:H	1:E:1238:LEU:HD21	1.86	0.41
1:G:1149:GLY:N	1:G:1180:VAL:HG22	2.36	0.41
1:G:1200:LYS:HA	1:G:1211:GLN:O	2.21	0.41
1:G:320:SER:HG	1:G:323:VAL:HB	1.85	0.41
1:G:320:SER:OG	1:G:323:VAL:HG23	2.20	0.41
1:G:474:SER:HB2	1:G:475:PRO:HD2	2.02	0.41
1:G:485:ASN:ND2	1:G:485:ASN:H	2.19	0.41
1:G:750:ARG:HB2	1:G:806:TRP:HE1	1.85	0.41
1:G:818:LYS:O	1:G:843:ILE:HG13	2.21	0.41
1:I:260:ILE:HG12	1:I:260:ILE:O	2.20	0.41
1:I:402:ILE:H	1:I:402:ILE:HG12	1.65	0.41
1:I:493:SER:O	1:I:495:LYS:HG3	2.20	0.41
1:I:553:HIS:CG	1:I:554:LEU:N	2.89	0.41
1:I:622:CYS:HA	1:I:889:MET:HE1	2.03	0.41
1:I:866:LEU:CD2	1:I:914:VAL:HB	2.43	0.41
2:J:52:ASN:OD1	7:J:201:HEM:HBD1	2.20	0.41
1:K:1030:TRP:HA	1:K:1036:LYS:O	2.20	0.41
1:K:1217:GLY:HA3	1:K:1236:ASP:O	2.21	0.41
1:K:279:VAL:O	1:K:279:VAL:HG23	2.20	0.41
1:K:364:LEU:HA	1:K:364:LEU:HD22	1.82	0.41
1:K:402:ILE:HG12	1:K:402:ILE:H	1.64	0.41
1:M:403:LEU:HD11	1:M:459:LYS:NZ	2.36	0.41
3:R:10:LEU:HA	3:R:13:ARG:HD2	2.03	0.41

*Continued on next page...*

*Continued from previous page...*

Atom-1	Atom-2	Interatomic distance (Å)	Clash overlap (Å)
4:S:16:LEU:HD23	4:S:85:LEU:HD21	2.02	0.41
3:X:34:PHE:CZ	3:X:66:ASP:HB3	2.55	0.41
1:A:1208:GLU:CG	1:A:1211:GLN:HG2	2.49	0.41
1:A:320:SER:OG	1:A:323:VAL:HG23	2.20	0.41
1:A:543:ASN:OD1	1:A:574:SER:HB2	2.21	0.41
1:C:924:GLN:H	1:C:1238:LEU:HD21	1.86	0.41
1:C:597:TRP:NE1	1:C:1242:TYR:HA	2.36	0.41
1:C:130:LYS:HB2	1:C:130:LYS:HE2	1.73	0.41
1:C:146:GLU:OE1	1:C:146:GLU:HA	2.21	0.41
1:C:393:VAL:CG1	1:C:486:PHE:CE2	2.99	0.41
1:C:750:ARG:HB2	1:C:806:TRP:HE1	1.85	0.41
1:E:1163:HIS:HB3	1:E:1205:VAL:HG13	2.02	0.41
1:E:1178:GLY:O	1:E:1179:TRP:CB	2.68	0.41
1:E:597:TRP:NE1	1:E:1242:TYR:HA	2.36	0.41
1:E:236:PRO:HD2	1:E:237:ARG:H	1.84	0.41
1:E:420:ASN:C	1:E:422:SER:N	2.74	0.41
1:E:551:ASN:OD1	1:E:555:LEU:HG	2.21	0.41
1:E:603:ILE:O	1:E:604:THR:HB	2.21	0.41
1:E:727:LEU:HB2	1:E:739:MET:HE1	2.02	0.41
1:E:868:ASN:HB2	1:E:875:VAL:HG23	2.03	0.41
1:E:920:VAL:C	1:E:921:MET:CG	2.85	0.41
1:G:1111:ILE:O	1:G:1120:LEU:N	2.54	0.41
1:G:597:TRP:CZ3	1:G:600:LYS:CB	3.02	0.41
1:G:858:ALA:HB2	1:G:864:VAL:HG22	2.03	0.41
1:I:593:LEU:O	1:I:1201:TRP:CZ3	2.74	0.41
1:I:1217:GLY:HA3	1:I:1236:ASP:O	2.21	0.41
1:I:1247:LEU:HD12	1:I:1248:GLU:OE1	2.21	0.41
1:I:139:LYS:O	1:I:142:LYS:HB3	2.21	0.41
1:I:174:LEU:O	1:I:178:PHE:HB2	2.20	0.41
1:I:246:TRP:HE3	1:I:374:MET:HG2	1.86	0.41
1:I:400:LEU:O	1:I:404:TRP:CE3	2.74	0.41
1:I:441:GLN:O	1:I:445:LEU:HG	2.21	0.41
1:I:485:ASN:H	1:I:485:ASN:ND2	2.19	0.41
1:I:551:ASN:OD1	1:I:555:LEU:HG	2.21	0.41
1:I:507:LEU:CD1	1:I:579:GLN:CG	2.98	0.41
1:I:970:SER:HA	1:I:1011:PHE:CD2	2.55	0.41
1:K:1089:LEU:H	1:K:1105:ALA:HB2	1.86	0.41
1:K:111:ARG:H	1:K:111:ARG:HG2	1.63	0.41
1:K:593:LEU:O	1:K:1201:TRP:CZ3	2.74	0.41
1:K:1212:THR:OG1	1:K:1213:PHE:N	2.53	0.41
1:K:261:LEU:C	1:K:261:LEU:CD1	2.85	0.41

*Continued on next page...*

*Continued from previous page...*

Atom-1	Atom-2	Interatomic distance (Å)	Clash overlap (Å)
1:K:441:GLN:O	1:K:445:LEU:HG	2.21	0.41
1:K:597:TRP:CZ3	1:K:600:LYS:HA	2.55	0.41
1:K:724:PHE:CE1	1:K:740:PHE:HB3	2.56	0.41
1:K:858:ALA:HB2	1:K:864:VAL:HG22	2.03	0.41
1:M:1208:GLU:CG	1:M:1211:GLN:HG2	2.49	0.41
1:M:241:ILE:C	1:M:242:LEU:CD1	2.81	0.41
1:M:246:TRP:HE3	1:M:374:MET:HG2	1.86	0.41
1:M:364:LEU:HD22	1:M:364:LEU:HA	1.82	0.41
1:M:485:ASN:H	1:M:485:ASN:ND2	2.19	0.41
1:M:507:LEU:CD1	1:M:579:GLN:CG	2.98	0.41
1:M:560:PHE:HA	1:M:561:PRO:HD2	1.68	0.41
1:M:724:PHE:CE1	1:M:740:PHE:HB3	2.56	0.41
3:P:56:LEU:HD22	3:P:60:ILE:HD11	2.03	0.41
3:Q:24:TYR:CE1	4:T:52:ARG:NH2	2.65	0.41
3:Q:30:ILE:HD11	3:Q:40:GLU:HB2	2.03	0.41
4:U:40:ILE:HD13	4:U:40:ILE:HA	1.94	0.41
3:X:46:GLU:O	3:X:52:ARG:HD3	2.21	0.41
1:A:1126:HIS:CD2	1:A:1128:GLY:H	2.38	0.41
1:A:279:VAL:O	1:A:279:VAL:HG23	2.20	0.41
1:A:420:ASN:C	1:A:422:SER:N	2.74	0.41
1:A:551:ASN:OD1	1:A:555:LEU:HG	2.21	0.41
1:A:597:TRP:CZ2	1:A:603:ILE:CG1	2.94	0.41
1:A:603:ILE:O	1:A:604:THR:HB	2.21	0.41
1:A:922:LEU:HD12	1:A:1241:LEU:CD2	2.39	0.41
1:A:999:ARG:CZ	1:A:1000:PHE:N	2.82	0.41
2:B:52:ASN:OD1	7:B:201:HEM:HBD1	2.20	0.41
1:C:140:LEU:HD12	1:C:173:LEU:HD11	2.03	0.41
1:C:179:PRO:HD2	1:C:237:ARG:CG	2.45	0.41
1:C:246:TRP:HE3	1:C:374:MET:HG2	1.86	0.41
1:C:452:GLN:O	1:C:456:LEU:HG	2.20	0.41
1:C:595:LEU:HD13	1:C:1244:LEU:CD1	2.50	0.41
1:E:1087:THR:CG2	2:F:39:LYS:CD	2.75	0.41
1:E:246:TRP:HE3	1:E:374:MET:HG2	1.86	0.41
1:G:1093:ILE:HG13	1:G:1093:ILE:O	2.21	0.41
1:G:1239:GLY:O	1:G:1240:ILE:HD12	2.21	0.41
1:G:146:GLU:C	1:G:147:PRO:O	2.58	0.41
1:G:279:VAL:HG23	1:G:279:VAL:O	2.20	0.41
1:G:403:LEU:HD11	1:G:459:LYS:NZ	2.36	0.41
1:G:612:ARG:HD3	1:G:614:HIS:O	2.21	0.41
1:I:1089:LEU:H	1:I:1105:ALA:HB2	1.86	0.41
1:I:1113:SER:N	1:I:1120:LEU:HD13	2.35	0.41

*Continued on next page...*



*Continued from previous page...*

Atom-1	Atom-2	Interatomic distance (Å)	Clash overlap (Å)
1:I:180:GLY:H	1:I:237:ARG:CB	2.33	0.41
1:I:560:PHE:O	1:I:561:PRO:O	2.39	0.41
1:K:970:SER:HA	1:K:1011:PHE:CD2	2.55	0.41
1:K:1046:THR:CG2	1:K:1063:PHE:HE2	2.34	0.41
1:K:1194:SER:CB	1:K:1202:TRP:CE3	2.98	0.41
1:K:137:GLN:HE21	1:K:173:LEU:HD22	1.86	0.41
1:K:146:GLU:HA	1:K:146:GLU:OE1	2.21	0.41
1:K:230:LEU:CD2	1:K:234:LYS:CG	2.85	0.41
1:K:248:SER:O	1:K:249:TRP:C	2.57	0.41
1:K:485:ASN:H	1:K:485:ASN:ND2	2.19	0.41
1:K:563:ILE:O	1:K:567:GLY:N	2.51	0.41
1:K:507:LEU:HD12	1:K:579:GLN:HG2	2.03	0.41
1:K:821:ILE:HD11	1:K:857:VAL:HG21	2.03	0.41
1:K:852:ASN:HB2	1:K:854:LEU:HG	2.02	0.41
1:K:862:TYR:CD1	1:K:885:VAL:N	2.84	0.41
1:K:978:PHE:CZ	1:K:986:GLU:HB2	2.55	0.41
1:K:997:GLN:HB3	1:K:1030:TRP:HH2	1.86	0.41
1:M:1140:THR:OG1	1:M:1155:ASN:OD1	2.31	0.41
1:M:174:LEU:O	1:M:178:PHE:HB2	2.20	0.41
1:M:261:LEU:C	1:M:261:LEU:CD1	2.85	0.41
1:M:322:LEU:HG	1:M:359:TYR:HE2	1.85	0.41
1:M:420:ASN:C	1:M:422:SER:N	2.74	0.41
1:M:818:LYS:O	1:M:843:ILE:HG13	2.21	0.41
1:M:910:GLU:HB3	1:M:913:LYS:HG3	2.02	0.41
1:M:920:VAL:C	1:M:921:MET:CG	2.85	0.41
2:N:18:HIS:CE1	2:N:30:PRO:CD	3.00	0.41
3:P:19:ASP:O	4:T:64:THR:CB	2.68	0.41
3:Q:14:GLU:O	3:Q:18:LYS:HG3	2.21	0.41
3:R:14:GLU:O	3:R:18:LYS:HG3	2.21	0.41
3:Q:77:HIS:O	4:U:36:ARG:HD2	2.20	0.41
4:U:80:THR:HG22	4:U:80:THR:O	2.20	0.41
1:A:1233:VAL:O	1:A:1233:VAL:CG2	2.68	0.41
1:A:248:SER:O	1:A:249:TRP:C	2.57	0.41
1:A:246:TRP:HE3	1:A:374:MET:HG2	1.86	0.41
1:A:910:GLU:HB3	1:A:913:LYS:HG3	2.02	0.41
1:C:1163:HIS:HB3	1:C:1205:VAL:HG13	2.02	0.41
1:C:818:LYS:O	1:C:843:ILE:HG13	2.21	0.41
1:C:821:ILE:HD11	1:C:857:VAL:HG21	2.03	0.41
2:D:52:ASN:OD1	7:D:201:HEM:HBD1	2.20	0.41
1:E:1182:ASP:CG	1:E:1223:ILE:HD13	2.42	0.41
1:E:138:GLN:HE21	1:E:139:LYS:CA	2.35	0.41

*Continued on next page...*

*Continued from previous page...*

Atom-1	Atom-2	Interatomic distance (Å)	Clash overlap (Å)
1:E:146:GLU:HA	1:E:146:GLU:OE1	2.21	0.41
1:E:174:LEU:O	1:E:178:PHE:HB2	2.20	0.41
1:C:222:GLU:OE2	1:E:204:THR:HG21	2.20	0.41
1:E:441:GLN:O	1:E:445:LEU:HG	2.21	0.41
1:E:493:SER:O	1:E:495:LYS:HG3	2.20	0.41
1:E:612:ARG:HD3	1:E:614:HIS:O	2.21	0.41
1:E:651:LEU:HA	1:E:651:LEU:HD22	1.79	0.41
1:E:866:LEU:O	1:E:875:VAL:N	2.44	0.41
1:G:1217:GLY:HA3	1:G:1236:ASP:O	2.21	0.41
1:G:139:LYS:O	1:G:142:LYS:HB3	2.21	0.41
1:I:1093:ILE:O	1:I:1093:ILE:HG13	2.21	0.41
1:I:1187:PRO:HG3	1:I:1229:PHE:HB2	1.99	0.41
1:I:474:SER:HB2	1:I:475:PRO:HD2	2.02	0.41
1:I:658:ASP:OD2	1:I:677:VAL:HG12	2.21	0.41
1:I:818:LYS:O	1:I:843:ILE:HG13	2.21	0.41
1:I:868:ASN:HB2	1:I:875:VAL:HG23	2.03	0.41
1:K:209:ASP:O	1:K:210:GLU:HB2	2.21	0.41
1:K:420:ASN:C	1:K:422:SER:N	2.74	0.41
1:K:560:PHE:O	1:K:561:PRO:O	2.39	0.41
1:K:572:GLU:HB3	1:K:573:THR:H	1.70	0.41
1:M:1177:GLY:HA2	1:M:1197:GLY:N	2.32	0.41
1:M:1217:GLY:HA3	1:M:1236:ASP:O	2.21	0.41
1:M:1225:VAL:HG11	1:M:1229:PHE:CG	2.55	0.41
1:M:132:LEU:HD23	1:M:132:LEU:HA	1.77	0.41
1:M:209:ASP:O	1:M:210:GLU:HB2	2.21	0.41
1:M:516:LEU:HD12	1:M:516:LEU:HA	1.83	0.41
1:M:557:ARG:CG	1:M:558:GLN:N	2.79	0.41
1:M:591:GLY:O	1:M:592:MET:CB	2.56	0.41
1:M:595:LEU:HD13	1:M:1244:LEU:CG	2.50	0.41
1:M:597:TRP:CZ3	1:M:600:LYS:CB	3.02	0.41
3:P:14:GLU:O	3:P:18:LYS:HG3	2.21	0.41
3:R:9:LEU:HA	3:R:9:LEU:HD23	1.91	0.41
4:S:80:THR:HG22	4:S:80:THR:O	2.20	0.41
3:Q:27:ASP:OD2	4:T:52:ARG:NH2	2.54	0.41
4:T:13:ARG:NH2	4:T:60:ILE:HD11	2.36	0.41
4:U:15:ARG:HD3	4:U:88:PHE:CD2	2.56	0.41
1:A:140:LEU:HD12	1:A:173:LEU:HD11	2.03	0.40
1:A:394:LYS:CB	1:A:434:ARG:CB	2.80	0.40
1:A:645:GLU:C	1:A:647:GLY:N	2.73	0.40
1:A:658:ASP:OD2	1:A:677:VAL:HG12	2.21	0.40
1:C:1212:THR:OG1	1:C:1213:PHE:N	2.53	0.40

*Continued on next page...*

*Continued from previous page...*

Atom-1	Atom-2	Interatomic distance (Å)	Clash overlap (Å)
1:C:1239:GLY:O	1:C:1240:ILE:HD12	2.21	0.40
1:C:149:TRP:CZ3	1:C:251:LEU:HB3	2.56	0.40
1:E:1111:ILE:O	1:E:1120:LEU:N	2.54	0.40
1:E:1175:THR:OG1	1:E:1176:HIS:CE1	2.74	0.40
1:E:1176:HIS:CD2	1:E:1197:GLY:C	2.95	0.40
1:E:1247:LEU:HD12	1:E:1248:GLU:OE1	2.21	0.40
1:E:209:ASP:O	1:E:210:GLU:HB2	2.21	0.40
1:E:403:LEU:HD11	1:E:459:LYS:NZ	2.36	0.40
2:F:52:ASN:OD1	7:F:201:HEM:HBD1	2.20	0.40
1:G:1126:HIS:CD2	1:G:1128:GLY:H	2.38	0.40
1:G:1178:GLY:O	1:G:1179:TRP:CB	2.69	0.40
1:G:1213:PHE:O	1:G:1214:TYR:CB	2.49	0.40
1:G:1176:HIS:HB3	1:G:1218:THR:OG1	2.10	0.40
1:G:1225:VAL:CG1	1:G:1229:PHE:CE1	3.01	0.40
1:G:924:GLN:H	1:G:1238:LEU:HD21	1.86	0.40
1:G:140:LEU:HD12	1:G:173:LEU:HD11	2.03	0.40
1:G:146:GLU:OE1	1:G:146:GLU:HA	2.21	0.40
1:G:209:ASP:O	1:G:210:GLU:HB2	2.21	0.40
1:G:229:ILE:CG2	1:G:233:ARG:HD3	2.31	0.40
1:G:149:TRP:CZ3	1:G:251:LEU:HB3	2.57	0.40
1:G:295:LEU:HA	1:G:295:LEU:HD22	1.75	0.40
1:G:409:GLU:HG3	1:I:340:TYR:HH	1.76	0.40
1:G:595:LEU:HD22	1:G:1244:LEU:HD12	1.78	0.40
1:G:724:PHE:CE1	1:G:740:PHE:HB3	2.56	0.40
1:I:1126:HIS:CD2	1:I:1128:GLY:H	2.38	0.40
1:I:1163:HIS:HB3	1:I:1205:VAL:HG13	2.02	0.40
1:I:1212:THR:OG1	1:I:1213:PHE:N	2.53	0.40
1:G:431:LYS:HZ3	1:I:336:ASN:CB	2.29	0.40
1:I:403:LEU:HD11	1:I:459:LYS:NZ	2.36	0.40
1:I:581:LYS:HA	1:I:581:LYS:HD2	1.68	0.40
1:K:581:LYS:HA	1:K:581:LYS:HD2	1.68	0.40
1:K:815:VAL:O	1:K:821:ILE:HG23	2.21	0.40
1:M:1030:TRP:HA	1:M:1036:LYS:O	2.20	0.40
1:M:1139:SER:OG	1:M:1140:THR:N	2.51	0.40
1:M:279:VAL:O	1:M:279:VAL:HG23	2.20	0.40
1:M:551:ASN:OD1	1:M:555:LEU:HG	2.21	0.40
1:M:560:PHE:O	1:M:561:PRO:O	2.39	0.40
1:M:603:ILE:O	1:M:604:THR:HB	2.21	0.40
1:M:866:LEU:HD22	1:M:914:VAL:HG12	1.98	0.40
1:M:922:LEU:HD12	1:M:1241:LEU:CD2	2.39	0.40
4:S:45:ARG:CA	4:S:45:ARG:NE	2.84	0.40

*Continued on next page...*

*Continued from previous page...*

Atom-1	Atom-2	Interatomic distance (Å)	Clash overlap (Å)
1:A:1178:GLY:O	1:A:1179:TRP:CB	2.67	0.40
1:A:1239:GLY:O	1:A:1240:ILE:HD12	2.22	0.40
1:A:326:LEU:CD2	1:A:353:ILE:HB	2.50	0.40
1:A:385:ASP:HB3	1:A:403:LEU:HD21	2.03	0.40
1:A:612:ARG:HD3	1:A:614:HIS:O	2.21	0.40
1:A:938:LEU:HD13	1:A:938:LEU:HA	1.85	0.40
1:A:939:ALA:O	1:A:946:LEU:HB2	2.21	0.40
1:C:146:GLU:C	1:C:147:PRO:O	2.58	0.40
1:C:209:ASP:O	1:C:210:GLU:HB2	2.21	0.40
1:C:279:VAL:O	1:C:279:VAL:HG23	2.20	0.40
1:C:551:ASN:OD1	1:C:555:LEU:HG	2.21	0.40
1:C:560:PHE:O	1:C:561:PRO:O	2.39	0.40
1:C:815:VAL:O	1:C:821:ILE:HG23	2.21	0.40
1:E:139:LYS:O	1:E:142:LYS:HB3	2.21	0.40
1:G:593:LEU:O	1:G:1201:TRP:CZ3	2.74	0.40
1:G:551:ASN:OD1	1:G:555:LEU:HG	2.21	0.40
1:G:910:GLU:HB3	1:G:913:LYS:HG3	2.02	0.40
1:G:939:ALA:O	1:G:946:LEU:HB2	2.21	0.40
1:I:1032:TRP:O	1:I:1034:LEU:N	2.49	0.40
1:I:256:SER:O	1:I:257:GLN:CB	2.65	0.40
1:I:452:GLN:O	1:I:456:LEU:HG	2.20	0.40
1:I:507:LEU:HD12	1:I:579:GLN:HG2	2.03	0.40
1:I:922:LEU:CD1	1:I:1241:LEU:CD2	2.87	0.40
1:I:978:PHE:CZ	1:I:986:GLU:HB2	2.55	0.40
1:K:327:ILE:HD13	1:K:327:ILE:HA	1.82	0.40
1:K:389:LEU:HD21	1:K:395:VAL:HG11	2.03	0.40
1:K:513:LYS:O	1:K:517:VAL:CB	2.62	0.40
1:K:639:LEU:CD1	1:K:641:VAL:HG23	2.51	0.40
1:M:1182:ASP:CG	1:M:1223:ILE:HD13	2.42	0.40
1:M:593:LEU:O	1:M:1201:TRP:CZ3	2.74	0.40
1:M:1239:GLY:O	1:M:1240:ILE:HD12	2.21	0.40
1:M:389:LEU:HD21	1:M:395:VAL:HG11	2.03	0.40
1:M:474:SER:HB2	1:M:475:PRO:HD2	2.02	0.40
1:M:637:LYS:CG	1:M:658:ASP:O	2.69	0.40
2:N:18:HIS:NE2	2:N:29:GLY:HA3	2.29	0.40
3:O:10:LEU:HA	3:O:13:ARG:HD2	2.03	0.40
3:Q:28:HIS:CA	4:T:14:LEU:CG	2.79	0.40
4:T:21:GLN:H	4:T:82:GLN:NE2	2.18	0.40
1:A:149:TRP:CZ3	1:A:251:LEU:HB3	2.56	0.40
1:A:474:SER:HB2	1:A:475:PRO:HD2	2.03	0.40
1:A:573:THR:C	1:A:577:TYR:HB3	2.29	0.40

*Continued on next page...*

*Continued from previous page...*

Atom-1	Atom-2	Interatomic distance (Å)	Clash overlap (Å)
1:A:595:LEU:HD13	1:A:1244:LEU:CG	2.50	0.40
1:A:637:LYS:CG	1:A:658:ASP:O	2.69	0.40
1:A:858:ALA:HB2	1:A:864:VAL:HG22	2.03	0.40
2:B:18:HIS:NE2	7:B:201:HEM:C4C	2.88	0.40
1:C:1089:LEU:H	1:C:1105:ALA:HB2	1.86	0.40
1:C:385:ASP:HB3	1:C:403:LEU:HD21	2.03	0.40
1:C:557:ARG:CG	1:C:558:GLN:N	2.79	0.40
1:C:507:LEU:HD11	1:C:579:GLN:HG2	2.03	0.40
1:C:637:LYS:CG	1:C:658:ASP:O	2.69	0.40
1:C:645:GLU:HB3	1:C:646:THR:H	1.70	0.40
1:E:507:LEU:HD12	1:E:579:GLN:HG2	2.03	0.40
1:E:724:PHE:CE1	1:E:740:PHE:HB3	2.56	0.40
1:E:818:LYS:O	1:E:843:ILE:HG13	2.21	0.40
1:E:910:GLU:HB3	1:E:913:LYS:HG3	2.02	0.40
1:G:137:GLN:HE21	1:G:173:LEU:HD22	1.87	0.40
1:G:174:LEU:O	1:G:178:PHE:HB2	2.20	0.40
1:G:262:LEU:O	1:G:262:LEU:HG	2.19	0.40
1:G:429:ASN:O	1:G:432:SER:O	2.39	0.40
1:G:553:HIS:CG	1:G:554:LEU:N	2.89	0.40
1:G:868:ASN:HB2	1:G:875:VAL:HG23	2.03	0.40
1:I:1176:HIS:CD2	1:I:1197:GLY:C	2.95	0.40
1:I:137:GLN:HE21	1:I:173:LEU:HD22	1.86	0.40
1:I:603:ILE:O	1:I:604:THR:HB	2.21	0.40
1:I:815:VAL:O	1:I:821:ILE:HG23	2.21	0.40
1:K:1200:LYS:HA	1:K:1211:GLN:O	2.21	0.40
1:K:1176:HIS:HB3	1:K:1218:THR:OG1	2.10	0.40
1:K:1182:ASP:CG	1:K:1223:ILE:HD13	2.42	0.40
1:K:1239:GLY:O	1:K:1240:ILE:HD12	2.21	0.40
1:K:155:MET:HE2	1:K:155:MET:HB2	1.83	0.40
1:K:361:TYR:HB3	1:K:366:GLU:HG2	2.01	0.40
1:K:429:ASN:O	1:K:432:SER:O	2.39	0.40
1:K:818:LYS:O	1:K:843:ILE:HG13	2.21	0.40
1:K:868:ASN:HB2	1:K:875:VAL:HG23	2.03	0.40
1:K:999:ARG:CZ	1:K:1000:PHE:N	2.82	0.40
1:M:1233:VAL:CG2	1:M:1233:VAL:O	2.68	0.40
1:M:146:GLU:OE1	1:M:146:GLU:HA	2.21	0.40
1:M:245:VAL:C	1:M:246:TRP:HD1	2.23	0.40
1:M:149:TRP:CZ3	1:M:251:LEU:HB3	2.56	0.40
1:M:127:VAL:HG11	1:M:293:GLU:HG2	2.04	0.40
1:M:390:GLN:HB3	1:M:393:VAL:CG2	2.51	0.40
1:M:543:ASN:OD1	1:M:574:SER:HB2	2.21	0.40

*Continued on next page...*

*Continued from previous page...*

Atom-1	Atom-2	Interatomic distance (Å)	Clash overlap (Å)
1:M:549:SER:OG	1:M:608:ARG:O	2.37	0.40
1:M:815:VAL:O	1:M:821:ILE:HG23	2.21	0.40
3:Q:10:LEU:HA	3:Q:13:ARG:HD2	2.04	0.40
4:S:7:ARG:HG3	4:S:7:ARG:NH1	2.37	0.40
4:V:13:ARG:HD3	4:V:59:ILE:HD11	2.04	0.40
1:A:1182:ASP:CG	1:A:1223:ILE:HD13	2.42	0.40
1:A:1232:TYR:HD2	1:A:1244:LEU:HD21	1.87	0.40
1:C:970:SER:HA	1:C:1011:PHE:CD2	2.55	0.40
1:C:1194:SER:CB	1:C:1202:TRP:CE3	2.98	0.40
1:C:1182:ASP:CG	1:C:1223:ILE:HD13	2.42	0.40
1:C:138:GLN:HE21	1:C:139:LYS:CA	2.35	0.40
1:C:146:GLU:O	1:C:147:PRO:C	2.60	0.40
1:C:137:GLN:HE21	1:C:173:LEU:HD22	1.87	0.40
1:C:407:GLU:H	1:C:407:GLU:HG2	1.47	0.40
1:C:868:ASN:HB2	1:C:875:VAL:HG23	2.03	0.40
1:E:1232:TYR:HD2	1:E:1244:LEU:HD21	1.87	0.40
1:E:603:ILE:CD1	1:E:1242:TYR:CE1	3.00	0.40
1:E:251:LEU:CD1	1:E:269:VAL:HG12	2.52	0.40
1:E:385:ASP:HB3	1:E:403:LEU:HD21	2.03	0.40
1:E:529:TYR:CD1	1:E:529:TYR:C	2.95	0.40
1:E:543:ASN:OD1	1:E:574:SER:HB2	2.21	0.40
1:E:572:GLU:HB3	1:E:573:THR:H	1.70	0.40
1:E:593:LEU:O	1:E:1201:TRP:CZ3	2.74	0.40
1:E:999:ARG:HD2	1:E:999:ARG:HA	1.74	0.40
1:G:1163:HIS:HB3	1:G:1205:VAL:HG13	2.02	0.40
1:G:1247:LEU:HD12	1:G:1248:GLU:OE1	2.21	0.40
1:G:270:THR:OG1	1:G:270:THR:O	2.32	0.40
1:G:127:VAL:HG11	1:G:293:GLU:HG2	2.04	0.40
1:G:393:VAL:O	1:G:393:VAL:HG23	2.22	0.40
1:G:400:LEU:O	1:G:404:TRP:CE3	2.74	0.40
1:G:486:PHE:HA	1:G:489:TYR:HB3	2.03	0.40
1:G:507:LEU:HD12	1:G:579:GLN:HG2	2.03	0.40
2:H:52:ASN:OD1	7:H:201:HEM:HBD1	2.21	0.40
1:I:360:ASP:O	1:I:361:TYR:CG	2.75	0.40
1:I:364:LEU:C	1:I:364:LEU:CD1	2.90	0.40
1:I:460:ILE:HG23	1:I:461:ILE:N	2.37	0.40
1:K:1244:LEU:C	1:K:1244:LEU:HD12	2.42	0.40
1:K:147:PRO:HB3	1:K:257:GLN:O	2.22	0.40
1:K:149:TRP:CZ3	1:K:251:LEU:HB3	2.57	0.40
1:K:407:GLU:O	1:K:411:VAL:HG23	2.22	0.40
1:K:533:LEU:HB3	1:K:534:ASP:H	1.59	0.40

*Continued on next page...*

*Continued from previous page...*

Atom-1	Atom-2	Interatomic distance (Å)	Clash overlap (Å)
1:K:603:ILE:O	1:K:604:THR:HB	2.21	0.40
1:M:1046:THR:CG2	1:M:1063:PHE:HE2	2.34	0.40
1:M:137:GLN:HE21	1:M:173:LEU:HD22	1.86	0.40
1:M:286:LEU:HD13	1:M:286:LEU:HA	1.98	0.40
1:M:327:ILE:CD1	1:M:353:ILE:CG2	3.00	0.40
1:M:639:LEU:CD1	1:M:641:VAL:HG23	2.51	0.40
1:M:923:LYS:HD3	1:M:923:LYS:HA	1.82	0.40
4:S:52:ARG:HD2	4:T:38:HIS:ND1	2.37	0.40
3:Q:19:ASP:C	4:U:64:THR:HB	2.42	0.40
4:V:80:THR:HG22	4:V:80:THR:O	2.20	0.40
4:Y:20:LEU:HD21	4:Y:77:LEU:HD21	2.04	0.40
1:A:1111:ILE:O	1:A:1120:LEU:N	2.54	0.40
1:A:1160:GLU:O	1:A:1162:LEU:N	2.49	0.40
1:A:127:VAL:HG11	1:A:293:GLU:HG2	2.04	0.40
1:A:138:GLN:HE21	1:A:139:LYS:CA	2.35	0.40
1:A:149:TRP:CH2	1:A:273:VAL:CG1	2.98	0.40
1:A:208:GLN:H	1:A:208:GLN:HG3	1.48	0.40
1:A:230:LEU:CD2	1:A:234:LYS:CG	2.85	0.40
1:A:295:LEU:HD22	1:A:295:LEU:HA	1.76	0.40
1:A:390:GLN:HB3	1:A:393:VAL:CG2	2.52	0.40
1:A:434:ARG:HG3	1:A:434:ARG:HH21	1.86	0.40
1:A:553:HIS:CG	1:A:554:LEU:N	2.88	0.40
1:A:507:LEU:HD11	1:A:579:GLN:HG2	2.03	0.40
1:A:724:PHE:CE1	1:A:740:PHE:HB3	2.56	0.40
1:A:862:TYR:CD1	1:A:885:VAL:N	2.84	0.40
1:A:866:LEU:CD2	1:A:914:VAL:HB	2.43	0.40
2:B:14:CYS:CB	7:B:201:HEM:CAB	2.96	0.40
1:C:160:LYS:HB2	1:C:160:LYS:HZ2	1.87	0.40
1:C:251:LEU:CD1	1:C:269:VAL:HG12	2.52	0.40
1:C:364:LEU:CD1	1:C:364:LEU:C	2.90	0.40
1:C:389:LEU:HD21	1:C:395:VAL:HG11	2.03	0.40
1:C:402:ILE:H	1:C:402:ILE:HG12	1.65	0.40
1:E:1032:TRP:O	1:E:1034:LEU:N	2.50	0.40
1:E:1093:ILE:O	1:E:1093:ILE:HG13	2.21	0.40
1:E:1244:LEU:HD12	1:E:1244:LEU:C	2.42	0.40
1:E:137:GLN:HE21	1:E:173:LEU:HD22	1.86	0.40
1:E:460:ILE:HG23	1:E:461:ILE:N	2.37	0.40
1:E:750:ARG:HB2	1:E:806:TRP:HE1	1.85	0.40
1:G:1244:LEU:HD12	1:G:1244:LEU:C	2.42	0.40
1:G:140:LEU:CD1	1:G:140:LEU:C	2.86	0.40
1:I:997:GLN:HB3	1:I:1030:TRP:HH2	1.86	0.40

*Continued on next page...*

Continued from previous page...

Atom-1	Atom-2	Interatomic distance (Å)	Clash overlap (Å)
1:I:1200:LYS:HA	1:I:1211:GLN:O	2.21	0.40
1:I:1182:ASP:CG	1:I:1223:ILE:HD13	2.42	0.40
1:I:1244:LEU:HD12	1:I:1244:LEU:C	2.42	0.40
1:I:140:LEU:HD12	1:I:173:LEU:HD11	2.03	0.40
1:I:389:LEU:HD21	1:I:395:VAL:HG11	2.03	0.40
1:I:434:ARG:HG3	1:I:434:ARG:HH21	1.87	0.40
1:I:727:LEU:HB2	1:I:739:MET:HE1	2.02	0.40
1:I:882:LEU:O	1:I:883:SER:CB	2.70	0.40
1:I:924:GLN:H	1:I:1238:LEU:HD21	1.86	0.40
1:I:938:LEU:HD13	1:I:938:LEU:HA	1.85	0.40
1:K:558:GLN:CB	1:K:559:PRO:CD	2.75	0.40
1:K:507:LEU:HD11	1:K:579:GLN:HG2	2.03	0.40
1:K:882:LEU:O	1:K:883:SER:CB	2.70	0.40
1:K:884:TRP:CH2	2:L:81:ILE:CD1	3.05	0.40
1:M:1089:LEU:H	1:M:1105:ALA:HB2	1.87	0.40
1:M:260:ILE:HG12	1:M:260:ILE:O	2.20	0.40
1:M:533:LEU:HB3	1:M:534:ASP:H	1.59	0.40
1:M:821:ILE:HD11	1:M:857:VAL:HG21	2.03	0.40
1:M:866:LEU:CD2	1:M:914:VAL:HB	2.43	0.40
1:M:997:GLN:HB3	1:M:1030:TRP:HH2	1.86	0.40
4:U:72:LEU:HD12	4:U:72:LEU:HA	1.95	0.40
4:Y:8:LEU:O	4:Y:8:LEU:HD23	2.22	0.40

There are no symmetry-related clashes.

## 5.3 Torsion angles [i](#)

### 5.3.1 Protein backbone [i](#)

In the following table, the Percentiles column shows the percent Ramachandran outliers of the chain as a percentile score with respect to all PDB entries followed by that with respect to all EM entries.

The Analysed column shows the number of residues for which the backbone conformation was analysed, and the total number of residues.

Mol	Chain	Analysed	Favoured	Allowed	Outliers	Percentiles	
1	A	1142/1248 (92%)	1002 (88%)	93 (8%)	47 (4%)	3	36
1	C	1142/1248 (92%)	1002 (88%)	94 (8%)	46 (4%)	4	37
1	E	1142/1248 (92%)	999 (88%)	95 (8%)	48 (4%)	3	35

Continued on next page...



*Continued from previous page...*

Mol	Chain	Analysed	Favoured	Allowed	Outliers	Percentiles	
1	G	1142/1248 (92%)	1002 (88%)	93 (8%)	47 (4%)	3	36
1	I	1142/1248 (92%)	1002 (88%)	93 (8%)	47 (4%)	3	36
1	K	1142/1248 (92%)	1002 (88%)	93 (8%)	47 (4%)	3	36
1	M	1142/1248 (92%)	1002 (88%)	93 (8%)	47 (4%)	3	36
2	B	102/105 (97%)	100 (98%)	2 (2%)	0	100	100
2	D	102/105 (97%)	100 (98%)	2 (2%)	0	100	100
2	F	102/105 (97%)	100 (98%)	2 (2%)	0	100	100
2	H	102/105 (97%)	100 (98%)	2 (2%)	0	100	100
2	J	102/105 (97%)	100 (98%)	2 (2%)	0	100	100
2	L	102/105 (97%)	100 (98%)	2 (2%)	0	100	100
2	N	102/105 (97%)	100 (98%)	2 (2%)	0	100	100
3	O	89/102 (87%)	86 (97%)	3 (3%)	0	100	100
3	P	89/102 (87%)	87 (98%)	2 (2%)	0	100	100
3	Q	89/102 (87%)	86 (97%)	3 (3%)	0	100	100
3	R	89/102 (87%)	87 (98%)	2 (2%)	0	100	100
3	W	93/102 (91%)	93 (100%)	0	0	100	100
3	X	90/102 (88%)	90 (100%)	0	0	100	100
4	S	94/100 (94%)	92 (98%)	2 (2%)	0	100	100
4	T	94/100 (94%)	91 (97%)	3 (3%)	0	100	100
4	U	94/100 (94%)	88 (94%)	6 (6%)	0	100	100
4	V	94/100 (94%)	92 (98%)	2 (2%)	0	100	100
4	Y	93/100 (93%)	92 (99%)	1 (1%)	0	100	100
All	All	9716/10583 (92%)	8695 (90%)	692 (7%)	329 (3%)	8	42

All (329) Ramachandran outliers are listed below:

Mol	Chain	Res	Type
1	A	147	PRO
1	A	557	ARG
1	A	560	PHE
1	A	562	ASN
1	A	574	SER
1	A	645	GLU
1	A	795	GLU

*Continued on next page...*

*Continued from previous page...*

Mol	Chain	Res	Type
1	A	841	SER
1	A	885	VAL
1	A	904	GLN
1	A	932	GLU
1	A	1176	HIS
1	A	1212	THR
1	A	1240	ILE
1	C	147	PRO
1	C	557	ARG
1	C	560	PHE
1	C	562	ASN
1	C	574	SER
1	C	645	GLU
1	C	795	GLU
1	C	841	SER
1	C	885	VAL
1	C	904	GLN
1	C	932	GLU
1	C	1176	HIS
1	C	1212	THR
1	C	1240	ILE
1	E	147	PRO
1	E	557	ARG
1	E	560	PHE
1	E	562	ASN
1	E	574	SER
1	E	645	GLU
1	E	795	GLU
1	E	841	SER
1	E	885	VAL
1	E	904	GLN
1	E	932	GLU
1	E	1176	HIS
1	E	1212	THR
1	E	1240	ILE
1	G	147	PRO
1	G	557	ARG
1	G	560	PHE
1	G	562	ASN
1	G	574	SER
1	G	645	GLU
1	G	795	GLU

*Continued on next page...*

*Continued from previous page...*

Mol	Chain	Res	Type
1	G	841	SER
1	G	885	VAL
1	G	904	GLN
1	G	932	GLU
1	G	1176	HIS
1	G	1212	THR
1	G	1240	ILE
1	I	147	PRO
1	I	557	ARG
1	I	560	PHE
1	I	562	ASN
1	I	574	SER
1	I	645	GLU
1	I	795	GLU
1	I	841	SER
1	I	885	VAL
1	I	904	GLN
1	I	932	GLU
1	I	1176	HIS
1	I	1212	THR
1	I	1240	ILE
1	K	147	PRO
1	K	557	ARG
1	K	560	PHE
1	K	562	ASN
1	K	574	SER
1	K	645	GLU
1	K	795	GLU
1	K	841	SER
1	K	885	VAL
1	K	904	GLN
1	K	932	GLU
1	K	1176	HIS
1	K	1212	THR
1	K	1240	ILE
1	M	147	PRO
1	M	557	ARG
1	M	560	PHE
1	M	562	ASN
1	M	574	SER
1	M	645	GLU
1	M	795	GLU

*Continued on next page...*

*Continued from previous page...*

Mol	Chain	Res	Type
1	M	841	SER
1	M	885	VAL
1	M	904	GLN
1	M	932	GLU
1	M	1176	HIS
1	M	1212	THR
1	M	1240	ILE
1	A	245	VAL
1	A	558	GLN
1	A	561	PRO
1	A	573	THR
1	A	884	TRP
1	A	1178	GLY
1	A	1214	TYR
1	C	245	VAL
1	C	558	GLN
1	C	561	PRO
1	C	573	THR
1	C	884	TRP
1	C	1178	GLY
1	C	1214	TYR
1	E	237	ARG
1	E	245	VAL
1	E	558	GLN
1	E	561	PRO
1	E	573	THR
1	E	884	TRP
1	E	1178	GLY
1	E	1214	TYR
1	G	245	VAL
1	G	558	GLN
1	G	561	PRO
1	G	573	THR
1	G	884	TRP
1	G	1178	GLY
1	G	1214	TYR
1	I	245	VAL
1	I	558	GLN
1	I	561	PRO
1	I	573	THR
1	I	884	TRP
1	I	1178	GLY

*Continued on next page...*

*Continued from previous page...*

Mol	Chain	Res	Type
1	I	1214	TYR
1	K	245	VAL
1	K	558	GLN
1	K	561	PRO
1	K	573	THR
1	K	884	TRP
1	K	1178	GLY
1	K	1214	TYR
1	M	245	VAL
1	M	558	GLN
1	M	561	PRO
1	M	573	THR
1	M	884	TRP
1	M	1178	GLY
1	M	1214	TYR
1	A	281	PRO
1	A	559	PRO
1	A	568	LEU
1	A	572	GLU
1	A	679	LYS
1	A	921	MET
1	A	1158	ASN
1	A	1171	GLU
1	A	1206	THR
1	C	281	PRO
1	C	559	PRO
1	C	568	LEU
1	C	572	GLU
1	C	679	LYS
1	C	921	MET
1	C	1158	ASN
1	C	1171	GLU
1	C	1206	THR
1	E	236	PRO
1	E	281	PRO
1	E	559	PRO
1	E	568	LEU
1	E	572	GLU
1	E	679	LYS
1	E	1158	ASN
1	E	1171	GLU
1	E	1206	THR

*Continued on next page...*

*Continued from previous page...*

Mol	Chain	Res	Type
1	G	281	PRO
1	G	559	PRO
1	G	568	LEU
1	G	572	GLU
1	G	679	LYS
1	G	921	MET
1	G	1158	ASN
1	G	1171	GLU
1	G	1206	THR
1	I	281	PRO
1	I	559	PRO
1	I	568	LEU
1	I	572	GLU
1	I	679	LYS
1	I	921	MET
1	I	1158	ASN
1	I	1171	GLU
1	I	1206	THR
1	K	281	PRO
1	K	559	PRO
1	K	568	LEU
1	K	572	GLU
1	K	679	LYS
1	K	921	MET
1	K	1158	ASN
1	K	1171	GLU
1	K	1206	THR
1	M	281	PRO
1	M	559	PRO
1	M	568	LEU
1	M	572	GLU
1	M	679	LYS
1	M	921	MET
1	M	1158	ASN
1	M	1171	GLU
1	M	1206	THR
1	A	697	GLU
1	A	963	GLN
1	A	1022	SER
1	A	1129	CYS
1	A	1205	VAL
1	C	697	GLU

*Continued on next page...*

*Continued from previous page...*

Mol	Chain	Res	Type
1	C	963	GLN
1	C	1022	SER
1	C	1129	CYS
1	C	1205	VAL
1	E	697	GLU
1	E	921	MET
1	E	963	GLN
1	E	1022	SER
1	E	1129	CYS
1	E	1179	TRP
1	E	1205	VAL
1	G	697	GLU
1	G	963	GLN
1	G	1022	SER
1	G	1129	CYS
1	G	1179	TRP
1	G	1205	VAL
1	I	697	GLU
1	I	963	GLN
1	I	1022	SER
1	I	1129	CYS
1	I	1179	TRP
1	I	1205	VAL
1	K	697	GLU
1	K	963	GLN
1	K	1022	SER
1	K	1129	CYS
1	K	1179	TRP
1	K	1205	VAL
1	M	697	GLU
1	M	963	GLN
1	M	1022	SER
1	M	1129	CYS
1	M	1205	VAL
1	A	637	LYS
1	A	919	ALA
1	A	1002	HIS
1	A	1007	TRP
1	A	1073	ILE
1	A	1107	LYS
1	A	1179	TRP
1	C	637	LYS

*Continued on next page...*

*Continued from previous page...*

Mol	Chain	Res	Type
1	C	919	ALA
1	C	1007	TRP
1	C	1073	ILE
1	C	1107	LYS
1	C	1179	TRP
1	E	637	LYS
1	E	919	ALA
1	E	1007	TRP
1	E	1073	ILE
1	E	1107	LYS
1	G	637	LYS
1	G	919	ALA
1	G	1007	TRP
1	G	1073	ILE
1	G	1107	LYS
1	I	637	LYS
1	I	919	ALA
1	I	1007	TRP
1	I	1073	ILE
1	I	1107	LYS
1	K	637	LYS
1	K	919	ALA
1	K	1007	TRP
1	K	1073	ILE
1	K	1107	LYS
1	M	637	LYS
1	M	919	ALA
1	M	1007	TRP
1	M	1073	ILE
1	M	1107	LYS
1	A	741	GLY
1	A	883	SER
1	C	741	GLY
1	C	1002	HIS
1	E	741	GLY
1	E	1002	HIS
1	G	741	GLY
1	G	883	SER
1	G	1002	HIS
1	I	741	GLY
1	I	883	SER
1	I	1002	HIS

*Continued on next page...*



*Continued from previous page...*

Mol	Chain	Res	Type
1	K	741	GLY
1	K	883	SER
1	K	1002	HIS
1	M	741	GLY
1	M	883	SER
1	M	1002	HIS
1	M	1179	TRP
1	A	146	GLU
1	A	571	PRO
1	C	146	GLU
1	C	571	PRO
1	E	146	GLU
1	E	571	PRO
1	G	146	GLU
1	G	571	PRO
1	I	146	GLU
1	I	571	PRO
1	K	146	GLU
1	K	571	PRO
1	M	146	GLU
1	M	571	PRO
1	A	920	VAL
1	C	920	VAL
1	E	920	VAL
1	G	920	VAL
1	I	920	VAL
1	K	920	VAL
1	M	920	VAL

### 5.3.2 Protein sidechains ⓘ

In the following table, the Percentiles column shows the percent sidechain outliers of the chain as a percentile score with respect to all PDB entries followed by that with respect to all EM entries.

The Analysed column shows the number of residues for which the sidechain conformation was analysed, and the total number of residues.

Mol	Chain	Analysed	Rotameric	Outliers	Percentiles
1	A	1027/1119 (92%)	840 (82%)	187 (18%)	2 16
1	C	1027/1119 (92%)	840 (82%)	187 (18%)	2 16
1	E	1027/1119 (92%)	840 (82%)	187 (18%)	2 16

*Continued on next page...*

*Continued from previous page...*

Mol	Chain	Analysed	Rotameric	Outliers	Percentiles	
1	G	1027/1119 (92%)	840 (82%)	187 (18%)	2	16
1	I	1027/1119 (92%)	840 (82%)	187 (18%)	2	16
1	K	1027/1119 (92%)	839 (82%)	188 (18%)	2	16
1	M	1027/1119 (92%)	840 (82%)	187 (18%)	2	16
2	B	86/87 (99%)	80 (93%)	6 (7%)	19	58
2	D	86/87 (99%)	81 (94%)	5 (6%)	25	64
2	F	86/87 (99%)	80 (93%)	6 (7%)	19	58
2	H	86/87 (99%)	81 (94%)	5 (6%)	25	64
2	J	86/87 (99%)	80 (93%)	6 (7%)	19	58
2	L	86/87 (99%)	80 (93%)	6 (7%)	19	58
2	N	86/87 (99%)	80 (93%)	6 (7%)	19	58
3	O	80/90 (89%)	77 (96%)	3 (4%)	40	74
3	P	80/90 (89%)	76 (95%)	4 (5%)	30	68
3	Q	80/90 (89%)	76 (95%)	4 (5%)	30	68
3	R	80/90 (89%)	76 (95%)	4 (5%)	30	68
3	W	84/90 (93%)	82 (98%)	2 (2%)	57	83
3	X	81/90 (90%)	79 (98%)	2 (2%)	55	82
4	S	85/89 (96%)	73 (86%)	12 (14%)	4	28
4	T	85/89 (96%)	80 (94%)	5 (6%)	24	63
4	U	85/89 (96%)	79 (93%)	6 (7%)	18	58
4	V	85/89 (96%)	77 (91%)	8 (9%)	11	45
4	Y	84/89 (94%)	77 (92%)	7 (8%)	14	51
All	All	8700/9427 (92%)	7293 (84%)	1407 (16%)	7	22

All (1407) residues with a non-rotameric sidechain are listed below:

Mol	Chain	Res	Type
1	A	114	LEU
1	A	116	GLU
1	A	122	ARG
1	A	126	PHE
1	A	128	THR
1	A	129	ARG
1	A	130	LYS

*Continued on next page...*

*Continued from previous page...*

Mol	Chain	Res	Type
1	A	138	GLN
1	A	139	LYS
1	A	142	LYS
1	A	143	LEU
1	A	144	LYS
1	A	153	HIS
1	A	155	MET
1	A	158	CYS
1	A	160	LYS
1	A	166	GLU
1	A	173	LEU
1	A	174	LEU
1	A	189	LYS
1	A	198	LYS
1	A	206	LEU
1	A	208	GLN
1	A	213	SER
1	A	225	ASP
1	A	226	ARG
1	A	231	MET
1	A	233	ARG
1	A	234	LYS
1	A	237	ARG
1	A	239	LEU
1	A	240	LEU
1	A	243	ASP
1	A	244	ASP
1	A	248	SER
1	A	252	LYS
1	A	256	SER
1	A	259	GLN
1	A	260	ILE
1	A	261	LEU
1	A	262	LEU
1	A	266	ASP
1	A	267	LYS
1	A	268	SER
1	A	273	VAL
1	A	277	LYS
1	A	278	TYR
1	A	283	GLU
1	A	286	LEU

*Continued on next page...*

*Continued from previous page...*

Mol	Chain	Res	Type
1	A	288	LYS
1	A	290	LYS
1	A	293	GLU
1	A	294	ILE
1	A	295	LEU
1	A	298	PHE
1	A	301	MET
1	A	302	LYS
1	A	303	LYS
1	A	308	GLU
1	A	309	GLN
1	A	311	HIS
1	A	317	CYS
1	A	318	LYS
1	A	322	LEU
1	A	325	SER
1	A	326	LEU
1	A	332	ARG
1	A	333	ASP
1	A	334	PHE
1	A	337	ARG
1	A	348	LYS
1	A	352	ARG
1	A	353	ILE
1	A	357	SER
1	A	358	SER
1	A	359	TYR
1	A	360	ASP
1	A	362	GLU
1	A	368	MET
1	A	373	GLU
1	A	374	MET
1	A	376	ARG
1	A	383	TYR
1	A	384	THR
1	A	386	LEU
1	A	389	LEU
1	A	391	LYS
1	A	397	THR
1	A	402	ILE
1	A	403	LEU
1	A	404	TRP

*Continued on next page...*

*Continued from previous page...*

Mol	Chain	Res	Type
1	A	405	ASP
1	A	406	MET
1	A	407	GLU
1	A	416	GLN
1	A	426	CYS
1	A	428	ARG
1	A	429	ASN
1	A	431	LYS
1	A	434	ARG
1	A	438	HIS
1	A	439	ASP
1	A	443	ASP
1	A	449	ASN
1	A	450	CYS
1	A	455	ASP
1	A	456	LEU
1	A	476	ASP
1	A	477	GLN
1	A	489	TYR
1	A	490	HIS
1	A	493	SER
1	A	505	PHE
1	A	514	THR
1	A	515	GLU
1	A	522	LEU
1	A	524	HIS
1	A	528	GLU
1	A	529	TYR
1	A	530	ARG
1	A	531	HIS
1	A	532	ILE
1	A	533	LEU
1	A	534	ASP
1	A	537	ASP
1	A	546	GLU
1	A	550	LEU
1	A	553	HIS
1	A	557	ARG
1	A	562	ASN
1	A	568	LEU
1	A	572	GLU
1	A	573	THR

*Continued on next page...*

*Continued from previous page...*

Mol	Chain	Res	Type
1	A	576	VAL
1	A	578	GLN
1	A	585	LYS
1	A	586	GLN
1	A	587	GLU
1	A	588	VAL
1	A	596	GLU
1	A	598	ILE
1	A	600	LYS
1	A	616	ASP
1	A	619	TYR
1	A	633	CYS
1	A	643	LYS
1	A	645	GLU
1	A	646	THR
1	A	649	LYS
1	A	651	LEU
1	A	654	LYS
1	A	657	GLU
1	A	658	ASP
1	A	659	GLU
1	A	879	ARG
1	A	881	HIS
1	A	882	LEU
1	A	902	ASP
1	A	907	ARG
1	A	918	SER
1	A	921	MET
1	A	925	GLU
1	A	938	LEU
1	A	940	VAL
1	A	948	LEU
1	A	999	ARG
1	A	1078	GLU
1	A	1164	LEU
1	A	1165	CYS
1	A	1168	LEU
1	A	1170	GLU
1	A	1171	GLU
1	A	1179	TRP
1	A	1181	THR
1	A	1182	ASP

*Continued on next page...*

*Continued from previous page...*

Mol	Chain	Res	Type
1	A	1183	LEU
1	A	1192	LEU
1	A	1211	GLN
1	A	1218	THR
1	A	1219	ASN
1	A	1220	LEU
1	A	1226	SER
1	A	1229	PHE
1	A	1232	TYR
1	A	1240	ILE
1	A	1245	GLN
1	A	1247	LEU
2	B	12	GLN
2	B	38	ARG
2	B	39	LYS
2	B	52	ASN
2	B	53	LYS
2	B	86	LYS
1	C	114	LEU
1	C	116	GLU
1	C	122	ARG
1	C	126	PHE
1	C	128	THR
1	C	129	ARG
1	C	130	LYS
1	C	138	GLN
1	C	139	LYS
1	C	142	LYS
1	C	143	LEU
1	C	144	LYS
1	C	153	HIS
1	C	155	MET
1	C	158	CYS
1	C	160	LYS
1	C	166	GLU
1	C	173	LEU
1	C	174	LEU
1	C	189	LYS
1	C	198	LYS
1	C	206	LEU
1	C	208	GLN
1	C	213	SER

*Continued on next page...*

*Continued from previous page...*

Mol	Chain	Res	Type
1	C	225	ASP
1	C	226	ARG
1	C	231	MET
1	C	233	ARG
1	C	234	LYS
1	C	237	ARG
1	C	239	LEU
1	C	240	LEU
1	C	243	ASP
1	C	244	ASP
1	C	248	SER
1	C	252	LYS
1	C	256	SER
1	C	259	GLN
1	C	260	ILE
1	C	261	LEU
1	C	262	LEU
1	C	266	ASP
1	C	267	LYS
1	C	268	SER
1	C	273	VAL
1	C	277	LYS
1	C	278	TYR
1	C	283	GLU
1	C	286	LEU
1	C	288	LYS
1	C	290	LYS
1	C	293	GLU
1	C	294	ILE
1	C	295	LEU
1	C	298	PHE
1	C	301	MET
1	C	302	LYS
1	C	303	LYS
1	C	308	GLU
1	C	309	GLN
1	C	311	HIS
1	C	317	CYS
1	C	318	LYS
1	C	322	LEU
1	C	325	SER
1	C	326	LEU

*Continued on next page...*



*Continued from previous page...*

Mol	Chain	Res	Type
1	C	332	ARG
1	C	333	ASP
1	C	334	PHE
1	C	337	ARG
1	C	348	LYS
1	C	352	ARG
1	C	353	ILE
1	C	357	SER
1	C	358	SER
1	C	359	TYR
1	C	360	ASP
1	C	362	GLU
1	C	368	MET
1	C	373	GLU
1	C	374	MET
1	C	376	ARG
1	C	383	TYR
1	C	384	THR
1	C	386	LEU
1	C	389	LEU
1	C	391	LYS
1	C	397	THR
1	C	402	ILE
1	C	403	LEU
1	C	404	TRP
1	C	405	ASP
1	C	406	MET
1	C	407	GLU
1	C	416	GLN
1	C	426	CYS
1	C	428	ARG
1	C	429	ASN
1	C	431	LYS
1	C	434	ARG
1	C	438	HIS
1	C	439	ASP
1	C	443	ASP
1	C	449	ASN
1	C	450	CYS
1	C	455	ASP
1	C	456	LEU
1	C	476	ASP

*Continued on next page...*

*Continued from previous page...*

Mol	Chain	Res	Type
1	C	477	GLN
1	C	489	TYR
1	C	490	HIS
1	C	493	SER
1	C	505	PHE
1	C	514	THR
1	C	515	GLU
1	C	522	LEU
1	C	524	HIS
1	C	528	GLU
1	C	529	TYR
1	C	530	ARG
1	C	531	HIS
1	C	532	ILE
1	C	533	LEU
1	C	534	ASP
1	C	537	ASP
1	C	546	GLU
1	C	550	LEU
1	C	553	HIS
1	C	557	ARG
1	C	562	ASN
1	C	568	LEU
1	C	572	GLU
1	C	573	THR
1	C	576	VAL
1	C	578	GLN
1	C	585	LYS
1	C	586	GLN
1	C	587	GLU
1	C	588	VAL
1	C	596	GLU
1	C	598	ILE
1	C	600	LYS
1	C	616	ASP
1	C	619	TYR
1	C	633	CYS
1	C	643	LYS
1	C	645	GLU
1	C	646	THR
1	C	649	LYS
1	C	651	LEU

*Continued on next page...*

*Continued from previous page...*

Mol	Chain	Res	Type
1	C	654	LYS
1	C	657	GLU
1	C	658	ASP
1	C	659	GLU
1	C	879	ARG
1	C	881	HIS
1	C	882	LEU
1	C	902	ASP
1	C	907	ARG
1	C	918	SER
1	C	921	MET
1	C	925	GLU
1	C	938	LEU
1	C	940	VAL
1	C	948	LEU
1	C	999	ARG
1	C	1078	GLU
1	C	1164	LEU
1	C	1165	CYS
1	C	1168	LEU
1	C	1170	GLU
1	C	1171	GLU
1	C	1179	TRP
1	C	1181	THR
1	C	1182	ASP
1	C	1183	LEU
1	C	1192	LEU
1	C	1211	GLN
1	C	1218	THR
1	C	1219	ASN
1	C	1220	LEU
1	C	1226	SER
1	C	1229	PHE
1	C	1232	TYR
1	C	1240	ILE
1	C	1245	GLN
1	C	1247	LEU
2	D	12	GLN
2	D	38	ARG
2	D	39	LYS
2	D	52	ASN
2	D	86	LYS

*Continued on next page...*

*Continued from previous page...*

Mol	Chain	Res	Type
1	E	114	LEU
1	E	116	GLU
1	E	122	ARG
1	E	126	PHE
1	E	128	THR
1	E	129	ARG
1	E	130	LYS
1	E	138	GLN
1	E	139	LYS
1	E	142	LYS
1	E	143	LEU
1	E	144	LYS
1	E	153	HIS
1	E	155	MET
1	E	158	CYS
1	E	160	LYS
1	E	166	GLU
1	E	173	LEU
1	E	174	LEU
1	E	189	LYS
1	E	198	LYS
1	E	206	LEU
1	E	208	GLN
1	E	213	SER
1	E	225	ASP
1	E	226	ARG
1	E	231	MET
1	E	233	ARG
1	E	234	LYS
1	E	237	ARG
1	E	239	LEU
1	E	240	LEU
1	E	243	ASP
1	E	244	ASP
1	E	248	SER
1	E	252	LYS
1	E	256	SER
1	E	259	GLN
1	E	260	ILE
1	E	261	LEU
1	E	262	LEU
1	E	266	ASP

*Continued on next page...*

*Continued from previous page...*

Mol	Chain	Res	Type
1	E	267	LYS
1	E	268	SER
1	E	273	VAL
1	E	277	LYS
1	E	278	TYR
1	E	283	GLU
1	E	286	LEU
1	E	288	LYS
1	E	290	LYS
1	E	293	GLU
1	E	294	ILE
1	E	295	LEU
1	E	298	PHE
1	E	301	MET
1	E	302	LYS
1	E	303	LYS
1	E	308	GLU
1	E	309	GLN
1	E	311	HIS
1	E	317	CYS
1	E	318	LYS
1	E	322	LEU
1	E	325	SER
1	E	326	LEU
1	E	332	ARG
1	E	333	ASP
1	E	334	PHE
1	E	337	ARG
1	E	348	LYS
1	E	352	ARG
1	E	353	ILE
1	E	357	SER
1	E	358	SER
1	E	359	TYR
1	E	360	ASP
1	E	362	GLU
1	E	368	MET
1	E	373	GLU
1	E	374	MET
1	E	376	ARG
1	E	383	TYR
1	E	384	THR

*Continued on next page...*

*Continued from previous page...*

Mol	Chain	Res	Type
1	E	386	LEU
1	E	389	LEU
1	E	391	LYS
1	E	397	THR
1	E	402	ILE
1	E	403	LEU
1	E	404	TRP
1	E	405	ASP
1	E	406	MET
1	E	407	GLU
1	E	416	GLN
1	E	426	CYS
1	E	428	ARG
1	E	429	ASN
1	E	431	LYS
1	E	434	ARG
1	E	438	HIS
1	E	439	ASP
1	E	443	ASP
1	E	449	ASN
1	E	450	CYS
1	E	455	ASP
1	E	456	LEU
1	E	476	ASP
1	E	477	GLN
1	E	489	TYR
1	E	490	HIS
1	E	493	SER
1	E	505	PHE
1	E	514	THR
1	E	515	GLU
1	E	522	LEU
1	E	524	HIS
1	E	528	GLU
1	E	529	TYR
1	E	530	ARG
1	E	531	HIS
1	E	532	ILE
1	E	533	LEU
1	E	534	ASP
1	E	537	ASP
1	E	546	GLU

*Continued on next page...*

*Continued from previous page...*

Mol	Chain	Res	Type
1	E	550	LEU
1	E	553	HIS
1	E	557	ARG
1	E	562	ASN
1	E	568	LEU
1	E	572	GLU
1	E	573	THR
1	E	576	VAL
1	E	578	GLN
1	E	585	LYS
1	E	586	GLN
1	E	587	GLU
1	E	588	VAL
1	E	596	GLU
1	E	598	ILE
1	E	600	LYS
1	E	616	ASP
1	E	619	TYR
1	E	633	CYS
1	E	643	LYS
1	E	645	GLU
1	E	646	THR
1	E	649	LYS
1	E	651	LEU
1	E	654	LYS
1	E	657	GLU
1	E	658	ASP
1	E	659	GLU
1	E	879	ARG
1	E	881	HIS
1	E	882	LEU
1	E	902	ASP
1	E	907	ARG
1	E	918	SER
1	E	921	MET
1	E	925	GLU
1	E	938	LEU
1	E	940	VAL
1	E	948	LEU
1	E	999	ARG
1	E	1078	GLU
1	E	1164	LEU

*Continued on next page...*

*Continued from previous page...*

Mol	Chain	Res	Type
1	E	1165	CYS
1	E	1168	LEU
1	E	1170	GLU
1	E	1171	GLU
1	E	1179	TRP
1	E	1181	THR
1	E	1182	ASP
1	E	1183	LEU
1	E	1192	LEU
1	E	1211	GLN
1	E	1218	THR
1	E	1219	ASN
1	E	1220	LEU
1	E	1226	SER
1	E	1229	PHE
1	E	1232	TYR
1	E	1240	ILE
1	E	1245	GLN
1	E	1247	LEU
2	F	12	GLN
2	F	38	ARG
2	F	39	LYS
2	F	52	ASN
2	F	53	LYS
2	F	86	LYS
1	G	114	LEU
1	G	116	GLU
1	G	122	ARG
1	G	126	PHE
1	G	128	THR
1	G	129	ARG
1	G	130	LYS
1	G	138	GLN
1	G	139	LYS
1	G	142	LYS
1	G	143	LEU
1	G	144	LYS
1	G	153	HIS
1	G	155	MET
1	G	158	CYS
1	G	160	LYS
1	G	166	GLU

*Continued on next page...*



*Continued from previous page...*

Mol	Chain	Res	Type
1	G	173	LEU
1	G	174	LEU
1	G	189	LYS
1	G	198	LYS
1	G	206	LEU
1	G	208	GLN
1	G	213	SER
1	G	225	ASP
1	G	226	ARG
1	G	231	MET
1	G	233	ARG
1	G	234	LYS
1	G	237	ARG
1	G	239	LEU
1	G	240	LEU
1	G	243	ASP
1	G	244	ASP
1	G	248	SER
1	G	252	LYS
1	G	256	SER
1	G	259	GLN
1	G	260	ILE
1	G	261	LEU
1	G	262	LEU
1	G	266	ASP
1	G	267	LYS
1	G	268	SER
1	G	273	VAL
1	G	277	LYS
1	G	278	TYR
1	G	283	GLU
1	G	286	LEU
1	G	288	LYS
1	G	290	LYS
1	G	293	GLU
1	G	294	ILE
1	G	295	LEU
1	G	298	PHE
1	G	301	MET
1	G	302	LYS
1	G	303	LYS
1	G	308	GLU

*Continued on next page...*

*Continued from previous page...*

Mol	Chain	Res	Type
1	G	309	GLN
1	G	311	HIS
1	G	317	CYS
1	G	318	LYS
1	G	322	LEU
1	G	325	SER
1	G	326	LEU
1	G	332	ARG
1	G	333	ASP
1	G	334	PHE
1	G	337	ARG
1	G	348	LYS
1	G	352	ARG
1	G	353	ILE
1	G	357	SER
1	G	358	SER
1	G	359	TYR
1	G	360	ASP
1	G	362	GLU
1	G	368	MET
1	G	373	GLU
1	G	374	MET
1	G	376	ARG
1	G	383	TYR
1	G	384	THR
1	G	386	LEU
1	G	389	LEU
1	G	391	LYS
1	G	397	THR
1	G	402	ILE
1	G	403	LEU
1	G	404	TRP
1	G	405	ASP
1	G	406	MET
1	G	407	GLU
1	G	416	GLN
1	G	426	CYS
1	G	428	ARG
1	G	429	ASN
1	G	431	LYS
1	G	434	ARG
1	G	438	HIS

*Continued on next page...*

*Continued from previous page...*

Mol	Chain	Res	Type
1	G	439	ASP
1	G	443	ASP
1	G	449	ASN
1	G	450	CYS
1	G	455	ASP
1	G	456	LEU
1	G	476	ASP
1	G	477	GLN
1	G	489	TYR
1	G	490	HIS
1	G	493	SER
1	G	505	PHE
1	G	514	THR
1	G	515	GLU
1	G	522	LEU
1	G	524	HIS
1	G	528	GLU
1	G	529	TYR
1	G	530	ARG
1	G	531	HIS
1	G	532	ILE
1	G	533	LEU
1	G	534	ASP
1	G	537	ASP
1	G	546	GLU
1	G	550	LEU
1	G	553	HIS
1	G	557	ARG
1	G	562	ASN
1	G	568	LEU
1	G	572	GLU
1	G	573	THR
1	G	576	VAL
1	G	578	GLN
1	G	585	LYS
1	G	586	GLN
1	G	587	GLU
1	G	588	VAL
1	G	596	GLU
1	G	598	ILE
1	G	600	LYS
1	G	616	ASP

*Continued on next page...*

*Continued from previous page...*

Mol	Chain	Res	Type
1	G	619	TYR
1	G	633	CYS
1	G	643	LYS
1	G	645	GLU
1	G	646	THR
1	G	649	LYS
1	G	651	LEU
1	G	654	LYS
1	G	657	GLU
1	G	658	ASP
1	G	659	GLU
1	G	879	ARG
1	G	881	HIS
1	G	882	LEU
1	G	902	ASP
1	G	907	ARG
1	G	918	SER
1	G	921	MET
1	G	925	GLU
1	G	938	LEU
1	G	940	VAL
1	G	948	LEU
1	G	999	ARG
1	G	1078	GLU
1	G	1164	LEU
1	G	1165	CYS
1	G	1168	LEU
1	G	1170	GLU
1	G	1171	GLU
1	G	1179	TRP
1	G	1181	THR
1	G	1182	ASP
1	G	1183	LEU
1	G	1192	LEU
1	G	1211	GLN
1	G	1218	THR
1	G	1219	ASN
1	G	1220	LEU
1	G	1226	SER
1	G	1229	PHE
1	G	1232	TYR
1	G	1240	ILE

*Continued on next page...*

*Continued from previous page...*

Mol	Chain	Res	Type
1	G	1245	GLN
1	G	1247	LEU
2	H	12	GLN
2	H	38	ARG
2	H	39	LYS
2	H	52	ASN
2	H	86	LYS
1	I	114	LEU
1	I	116	GLU
1	I	122	ARG
1	I	126	PHE
1	I	128	THR
1	I	129	ARG
1	I	130	LYS
1	I	138	GLN
1	I	139	LYS
1	I	142	LYS
1	I	143	LEU
1	I	144	LYS
1	I	153	HIS
1	I	155	MET
1	I	158	CYS
1	I	160	LYS
1	I	166	GLU
1	I	173	LEU
1	I	174	LEU
1	I	189	LYS
1	I	198	LYS
1	I	206	LEU
1	I	208	GLN
1	I	213	SER
1	I	225	ASP
1	I	226	ARG
1	I	231	MET
1	I	233	ARG
1	I	234	LYS
1	I	237	ARG
1	I	239	LEU
1	I	240	LEU
1	I	243	ASP
1	I	244	ASP
1	I	248	SER

*Continued on next page...*

*Continued from previous page...*

Mol	Chain	Res	Type
1	I	252	LYS
1	I	256	SER
1	I	259	GLN
1	I	260	ILE
1	I	261	LEU
1	I	262	LEU
1	I	266	ASP
1	I	267	LYS
1	I	268	SER
1	I	273	VAL
1	I	277	LYS
1	I	278	TYR
1	I	283	GLU
1	I	286	LEU
1	I	288	LYS
1	I	290	LYS
1	I	293	GLU
1	I	294	ILE
1	I	295	LEU
1	I	298	PHE
1	I	301	MET
1	I	302	LYS
1	I	303	LYS
1	I	308	GLU
1	I	309	GLN
1	I	311	HIS
1	I	317	CYS
1	I	318	LYS
1	I	322	LEU
1	I	325	SER
1	I	326	LEU
1	I	332	ARG
1	I	333	ASP
1	I	334	PHE
1	I	337	ARG
1	I	348	LYS
1	I	352	ARG
1	I	353	ILE
1	I	357	SER
1	I	358	SER
1	I	359	TYR
1	I	360	ASP

*Continued on next page...*

*Continued from previous page...*

Mol	Chain	Res	Type
1	I	362	GLU
1	I	368	MET
1	I	373	GLU
1	I	374	MET
1	I	376	ARG
1	I	383	TYR
1	I	384	THR
1	I	386	LEU
1	I	389	LEU
1	I	391	LYS
1	I	397	THR
1	I	402	ILE
1	I	403	LEU
1	I	404	TRP
1	I	405	ASP
1	I	406	MET
1	I	407	GLU
1	I	416	GLN
1	I	426	CYS
1	I	428	ARG
1	I	429	ASN
1	I	431	LYS
1	I	434	ARG
1	I	438	HIS
1	I	439	ASP
1	I	443	ASP
1	I	449	ASN
1	I	450	CYS
1	I	455	ASP
1	I	456	LEU
1	I	476	ASP
1	I	477	GLN
1	I	489	TYR
1	I	490	HIS
1	I	493	SER
1	I	505	PHE
1	I	514	THR
1	I	515	GLU
1	I	522	LEU
1	I	524	HIS
1	I	528	GLU
1	I	529	TYR

*Continued on next page...*

*Continued from previous page...*

Mol	Chain	Res	Type
1	I	530	ARG
1	I	531	HIS
1	I	532	ILE
1	I	533	LEU
1	I	534	ASP
1	I	537	ASP
1	I	546	GLU
1	I	550	LEU
1	I	553	HIS
1	I	557	ARG
1	I	562	ASN
1	I	568	LEU
1	I	572	GLU
1	I	573	THR
1	I	576	VAL
1	I	578	GLN
1	I	585	LYS
1	I	586	GLN
1	I	587	GLU
1	I	588	VAL
1	I	596	GLU
1	I	598	ILE
1	I	600	LYS
1	I	616	ASP
1	I	619	TYR
1	I	633	CYS
1	I	643	LYS
1	I	645	GLU
1	I	646	THR
1	I	649	LYS
1	I	651	LEU
1	I	654	LYS
1	I	657	GLU
1	I	658	ASP
1	I	659	GLU
1	I	879	ARG
1	I	881	HIS
1	I	882	LEU
1	I	902	ASP
1	I	907	ARG
1	I	918	SER
1	I	921	MET

*Continued on next page...*



*Continued from previous page...*

Mol	Chain	Res	Type
1	I	925	GLU
1	I	938	LEU
1	I	940	VAL
1	I	948	LEU
1	I	999	ARG
1	I	1078	GLU
1	I	1164	LEU
1	I	1165	CYS
1	I	1168	LEU
1	I	1170	GLU
1	I	1171	GLU
1	I	1179	TRP
1	I	1181	THR
1	I	1182	ASP
1	I	1183	LEU
1	I	1192	LEU
1	I	1211	GLN
1	I	1218	THR
1	I	1219	ASN
1	I	1220	LEU
1	I	1226	SER
1	I	1229	PHE
1	I	1232	TYR
1	I	1240	ILE
1	I	1245	GLN
1	I	1247	LEU
2	J	12	GLN
2	J	38	ARG
2	J	39	LYS
2	J	52	ASN
2	J	53	LYS
2	J	86	LYS
1	K	114	LEU
1	K	116	GLU
1	K	122	ARG
1	K	126	PHE
1	K	128	THR
1	K	129	ARG
1	K	130	LYS
1	K	138	GLN
1	K	139	LYS
1	K	142	LYS

*Continued on next page...*

*Continued from previous page...*

Mol	Chain	Res	Type
1	K	143	LEU
1	K	144	LYS
1	K	153	HIS
1	K	155	MET
1	K	158	CYS
1	K	160	LYS
1	K	166	GLU
1	K	173	LEU
1	K	174	LEU
1	K	175	GLU
1	K	189	LYS
1	K	198	LYS
1	K	206	LEU
1	K	208	GLN
1	K	213	SER
1	K	225	ASP
1	K	226	ARG
1	K	231	MET
1	K	233	ARG
1	K	234	LYS
1	K	237	ARG
1	K	239	LEU
1	K	240	LEU
1	K	243	ASP
1	K	244	ASP
1	K	248	SER
1	K	252	LYS
1	K	256	SER
1	K	259	GLN
1	K	260	ILE
1	K	261	LEU
1	K	262	LEU
1	K	266	ASP
1	K	267	LYS
1	K	268	SER
1	K	273	VAL
1	K	277	LYS
1	K	278	TYR
1	K	283	GLU
1	K	286	LEU
1	K	288	LYS
1	K	290	LYS

*Continued on next page...*

*Continued from previous page...*

Mol	Chain	Res	Type
1	K	293	GLU
1	K	294	ILE
1	K	295	LEU
1	K	298	PHE
1	K	301	MET
1	K	302	LYS
1	K	303	LYS
1	K	308	GLU
1	K	309	GLN
1	K	311	HIS
1	K	317	CYS
1	K	318	LYS
1	K	322	LEU
1	K	325	SER
1	K	326	LEU
1	K	332	ARG
1	K	333	ASP
1	K	334	PHE
1	K	337	ARG
1	K	348	LYS
1	K	352	ARG
1	K	353	ILE
1	K	357	SER
1	K	358	SER
1	K	359	TYR
1	K	360	ASP
1	K	362	GLU
1	K	368	MET
1	K	373	GLU
1	K	374	MET
1	K	376	ARG
1	K	383	TYR
1	K	384	THR
1	K	386	LEU
1	K	389	LEU
1	K	391	LYS
1	K	397	THR
1	K	402	ILE
1	K	403	LEU
1	K	404	TRP
1	K	405	ASP
1	K	406	MET

*Continued on next page...*

*Continued from previous page...*

Mol	Chain	Res	Type
1	K	407	GLU
1	K	416	GLN
1	K	426	CYS
1	K	428	ARG
1	K	429	ASN
1	K	431	LYS
1	K	434	ARG
1	K	438	HIS
1	K	439	ASP
1	K	443	ASP
1	K	449	ASN
1	K	450	CYS
1	K	455	ASP
1	K	456	LEU
1	K	476	ASP
1	K	477	GLN
1	K	489	TYR
1	K	490	HIS
1	K	493	SER
1	K	505	PHE
1	K	514	THR
1	K	515	GLU
1	K	522	LEU
1	K	524	HIS
1	K	528	GLU
1	K	529	TYR
1	K	530	ARG
1	K	531	HIS
1	K	532	ILE
1	K	533	LEU
1	K	534	ASP
1	K	537	ASP
1	K	546	GLU
1	K	550	LEU
1	K	553	HIS
1	K	557	ARG
1	K	562	ASN
1	K	568	LEU
1	K	572	GLU
1	K	573	THR
1	K	576	VAL
1	K	578	GLN

*Continued on next page...*

*Continued from previous page...*

Mol	Chain	Res	Type
1	K	585	LYS
1	K	586	GLN
1	K	587	GLU
1	K	588	VAL
1	K	596	GLU
1	K	598	ILE
1	K	600	LYS
1	K	616	ASP
1	K	619	TYR
1	K	633	CYS
1	K	643	LYS
1	K	645	GLU
1	K	646	THR
1	K	649	LYS
1	K	651	LEU
1	K	654	LYS
1	K	657	GLU
1	K	658	ASP
1	K	659	GLU
1	K	879	ARG
1	K	881	HIS
1	K	882	LEU
1	K	902	ASP
1	K	907	ARG
1	K	918	SER
1	K	921	MET
1	K	925	GLU
1	K	938	LEU
1	K	940	VAL
1	K	948	LEU
1	K	999	ARG
1	K	1078	GLU
1	K	1164	LEU
1	K	1165	CYS
1	K	1168	LEU
1	K	1170	GLU
1	K	1171	GLU
1	K	1179	TRP
1	K	1181	THR
1	K	1182	ASP
1	K	1183	LEU
1	K	1192	LEU

*Continued on next page...*

*Continued from previous page...*

Mol	Chain	Res	Type
1	K	1211	GLN
1	K	1218	THR
1	K	1219	ASN
1	K	1220	LEU
1	K	1226	SER
1	K	1229	PHE
1	K	1232	TYR
1	K	1240	ILE
1	K	1245	GLN
1	K	1247	LEU
2	L	12	GLN
2	L	38	ARG
2	L	39	LYS
2	L	52	ASN
2	L	53	LYS
2	L	86	LYS
1	M	114	LEU
1	M	116	GLU
1	M	122	ARG
1	M	126	PHE
1	M	128	THR
1	M	129	ARG
1	M	130	LYS
1	M	138	GLN
1	M	139	LYS
1	M	142	LYS
1	M	143	LEU
1	M	144	LYS
1	M	153	HIS
1	M	155	MET
1	M	158	CYS
1	M	160	LYS
1	M	166	GLU
1	M	173	LEU
1	M	174	LEU
1	M	189	LYS
1	M	198	LYS
1	M	206	LEU
1	M	208	GLN
1	M	213	SER
1	M	225	ASP
1	M	226	ARG

*Continued on next page...*

*Continued from previous page...*

Mol	Chain	Res	Type
1	M	231	MET
1	M	233	ARG
1	M	234	LYS
1	M	237	ARG
1	M	239	LEU
1	M	240	LEU
1	M	243	ASP
1	M	244	ASP
1	M	248	SER
1	M	252	LYS
1	M	256	SER
1	M	259	GLN
1	M	260	ILE
1	M	261	LEU
1	M	262	LEU
1	M	266	ASP
1	M	267	LYS
1	M	268	SER
1	M	273	VAL
1	M	277	LYS
1	M	278	TYR
1	M	283	GLU
1	M	286	LEU
1	M	288	LYS
1	M	290	LYS
1	M	293	GLU
1	M	294	ILE
1	M	295	LEU
1	M	298	PHE
1	M	301	MET
1	M	302	LYS
1	M	303	LYS
1	M	308	GLU
1	M	309	GLN
1	M	311	HIS
1	M	317	CYS
1	M	318	LYS
1	M	322	LEU
1	M	325	SER
1	M	326	LEU
1	M	332	ARG
1	M	333	ASP

*Continued on next page...*

*Continued from previous page...*

Mol	Chain	Res	Type
1	M	334	PHE
1	M	337	ARG
1	M	348	LYS
1	M	352	ARG
1	M	353	ILE
1	M	357	SER
1	M	358	SER
1	M	359	TYR
1	M	360	ASP
1	M	362	GLU
1	M	368	MET
1	M	373	GLU
1	M	374	MET
1	M	376	ARG
1	M	383	TYR
1	M	384	THR
1	M	386	LEU
1	M	389	LEU
1	M	391	LYS
1	M	397	THR
1	M	402	ILE
1	M	403	LEU
1	M	404	TRP
1	M	405	ASP
1	M	406	MET
1	M	407	GLU
1	M	416	GLN
1	M	426	CYS
1	M	428	ARG
1	M	429	ASN
1	M	431	LYS
1	M	434	ARG
1	M	438	HIS
1	M	439	ASP
1	M	443	ASP
1	M	449	ASN
1	M	450	CYS
1	M	455	ASP
1	M	456	LEU
1	M	476	ASP
1	M	477	GLN
1	M	489	TYR

*Continued on next page...*



*Continued from previous page...*

Mol	Chain	Res	Type
1	M	490	HIS
1	M	493	SER
1	M	505	PHE
1	M	514	THR
1	M	515	GLU
1	M	522	LEU
1	M	524	HIS
1	M	528	GLU
1	M	529	TYR
1	M	530	ARG
1	M	531	HIS
1	M	532	ILE
1	M	533	LEU
1	M	534	ASP
1	M	537	ASP
1	M	546	GLU
1	M	550	LEU
1	M	553	HIS
1	M	557	ARG
1	M	562	ASN
1	M	568	LEU
1	M	572	GLU
1	M	573	THR
1	M	576	VAL
1	M	578	GLN
1	M	585	LYS
1	M	586	GLN
1	M	587	GLU
1	M	588	VAL
1	M	596	GLU
1	M	598	ILE
1	M	600	LYS
1	M	616	ASP
1	M	619	TYR
1	M	633	CYS
1	M	643	LYS
1	M	645	GLU
1	M	646	THR
1	M	649	LYS
1	M	651	LEU
1	M	654	LYS
1	M	657	GLU

*Continued on next page...*

*Continued from previous page...*

Mol	Chain	Res	Type
1	M	658	ASP
1	M	659	GLU
1	M	879	ARG
1	M	881	HIS
1	M	882	LEU
1	M	902	ASP
1	M	907	ARG
1	M	918	SER
1	M	921	MET
1	M	925	GLU
1	M	938	LEU
1	M	940	VAL
1	M	948	LEU
1	M	999	ARG
1	M	1078	GLU
1	M	1164	LEU
1	M	1165	CYS
1	M	1168	LEU
1	M	1170	GLU
1	M	1171	GLU
1	M	1179	TRP
1	M	1181	THR
1	M	1182	ASP
1	M	1183	LEU
1	M	1192	LEU
1	M	1211	GLN
1	M	1218	THR
1	M	1219	ASN
1	M	1220	LEU
1	M	1226	SER
1	M	1229	PHE
1	M	1232	TYR
1	M	1240	ILE
1	M	1245	GLN
1	M	1247	LEU
2	N	12	GLN
2	N	38	ARG
2	N	39	LYS
2	N	52	ASN
2	N	53	LYS
2	N	86	LYS
3	O	6	ARG

*Continued on next page...*

*Continued from previous page...*

Mol	Chain	Res	Type
3	O	44	ARG
3	O	56	LEU
3	P	4	LYS
3	P	24	TYR
3	P	44	ARG
3	P	56	LEU
3	Q	7	ASN
3	Q	24	TYR
3	Q	44	ARG
3	Q	56	LEU
3	R	31	SER
3	R	44	ARG
3	R	50	GLN
3	R	56	LEU
4	S	8	LEU
4	S	13	ARG
4	S	14	LEU
4	S	20	LEU
4	S	36	ARG
4	S	38	HIS
4	S	42	ASP
4	S	45	ARG
4	S	64	THR
4	S	70	LEU
4	S	77	LEU
4	S	85	LEU
4	T	20	LEU
4	T	36	ARG
4	T	70	LEU
4	T	77	LEU
4	T	85	LEU
4	U	13	ARG
4	U	20	LEU
4	U	52	ARG
4	U	70	LEU
4	U	77	LEU
4	U	85	LEU
4	V	6	ARG
4	V	8	LEU
4	V	13	ARG
4	V	20	LEU
4	V	64	THR

*Continued on next page...*

*Continued from previous page...*

Mol	Chain	Res	Type
4	V	70	LEU
4	V	77	LEU
4	V	85	LEU
3	W	58	LYS
3	W	81	LYS
3	X	6	ARG
3	X	9	LEU
4	Y	10	ARG
4	Y	14	LEU
4	Y	20	LEU
4	Y	34	LEU
4	Y	87	SER
4	Y	92	ASN
4	Y	93	ARG

Some sidechains can be flipped to improve hydrogen bonding and reduce clashes. All (242) such sidechains are listed below:

Mol	Chain	Res	Type
1	A	134	ASN
1	A	137	GLN
1	A	138	GLN
1	A	183	HIS
1	A	200	GLN
1	A	235	HIS
1	A	259	GLN
1	A	347	ASN
1	A	416	GLN
1	A	420	ASN
1	A	438	HIS
1	A	441	GLN
1	A	454	GLN
1	A	457	HIS
1	A	553	HIS
1	A	562	ASN
1	A	579	GLN
1	A	583	GLN
1	A	614	HIS
1	A	703	ASN
1	A	709	ASN
1	A	840	HIS
1	A	881	HIS
1	A	904	GLN

*Continued on next page...*

*Continued from previous page...*

Mol	Chain	Res	Type
1	A	1126	HIS
1	A	1176	HIS
1	A	1211	GLN
1	A	1219	ASN
1	A	1237	ASN
1	A	1245	GLN
2	B	33	HIS
1	C	137	GLN
1	C	138	GLN
1	C	183	HIS
1	C	200	GLN
1	C	235	HIS
1	C	259	GLN
1	C	347	ASN
1	C	416	GLN
1	C	420	ASN
1	C	438	HIS
1	C	441	GLN
1	C	454	GLN
1	C	457	HIS
1	C	553	HIS
1	C	562	ASN
1	C	579	GLN
1	C	583	GLN
1	C	614	HIS
1	C	703	ASN
1	C	709	ASN
1	C	840	HIS
1	C	881	HIS
1	C	904	GLN
1	C	1126	HIS
1	C	1176	HIS
1	C	1211	GLN
1	C	1219	ASN
1	C	1237	ASN
1	C	1245	GLN
2	D	33	HIS
1	E	137	GLN
1	E	138	GLN
1	E	183	HIS
1	E	200	GLN
1	E	259	GLN

*Continued on next page...*

*Continued from previous page...*

Mol	Chain	Res	Type
1	E	347	ASN
1	E	416	GLN
1	E	420	ASN
1	E	438	HIS
1	E	441	GLN
1	E	454	GLN
1	E	457	HIS
1	E	553	HIS
1	E	562	ASN
1	E	579	GLN
1	E	583	GLN
1	E	614	HIS
1	E	703	ASN
1	E	709	ASN
1	E	840	HIS
1	E	881	HIS
1	E	904	GLN
1	E	1126	HIS
1	E	1176	HIS
1	E	1211	GLN
1	E	1219	ASN
1	E	1237	ASN
1	E	1245	GLN
2	F	33	HIS
1	G	137	GLN
1	G	138	GLN
1	G	183	HIS
1	G	200	GLN
1	G	235	HIS
1	G	259	GLN
1	G	347	ASN
1	G	416	GLN
1	G	420	ASN
1	G	438	HIS
1	G	441	GLN
1	G	454	GLN
1	G	457	HIS
1	G	553	HIS
1	G	562	ASN
1	G	579	GLN
1	G	583	GLN
1	G	614	HIS

*Continued on next page...*

*Continued from previous page...*

Mol	Chain	Res	Type
1	G	703	ASN
1	G	709	ASN
1	G	840	HIS
1	G	881	HIS
1	G	904	GLN
1	G	1126	HIS
1	G	1176	HIS
1	G	1211	GLN
1	G	1219	ASN
1	G	1237	ASN
1	G	1245	GLN
2	H	33	HIS
1	I	137	GLN
1	I	138	GLN
1	I	183	HIS
1	I	200	GLN
1	I	235	HIS
1	I	259	GLN
1	I	347	ASN
1	I	416	GLN
1	I	420	ASN
1	I	438	HIS
1	I	441	GLN
1	I	454	GLN
1	I	457	HIS
1	I	553	HIS
1	I	562	ASN
1	I	579	GLN
1	I	583	GLN
1	I	614	HIS
1	I	703	ASN
1	I	709	ASN
1	I	840	HIS
1	I	881	HIS
1	I	904	GLN
1	I	1126	HIS
1	I	1176	HIS
1	I	1211	GLN
1	I	1219	ASN
1	I	1237	ASN
1	I	1245	GLN
2	J	33	HIS

*Continued on next page...*

*Continued from previous page...*

Mol	Chain	Res	Type
1	K	137	GLN
1	K	138	GLN
1	K	183	HIS
1	K	200	GLN
1	K	235	HIS
1	K	259	GLN
1	K	347	ASN
1	K	416	GLN
1	K	420	ASN
1	K	438	HIS
1	K	441	GLN
1	K	454	GLN
1	K	457	HIS
1	K	553	HIS
1	K	562	ASN
1	K	579	GLN
1	K	583	GLN
1	K	614	HIS
1	K	703	ASN
1	K	709	ASN
1	K	840	HIS
1	K	881	HIS
1	K	904	GLN
1	K	1126	HIS
1	K	1176	HIS
1	K	1211	GLN
1	K	1219	ASN
1	K	1237	ASN
1	K	1245	GLN
2	L	33	HIS
1	M	137	GLN
1	M	138	GLN
1	M	183	HIS
1	M	200	GLN
1	M	235	HIS
1	M	259	GLN
1	M	347	ASN
1	M	416	GLN
1	M	420	ASN
1	M	438	HIS
1	M	441	GLN
1	M	454	GLN

*Continued on next page...*



*Continued from previous page...*

Mol	Chain	Res	Type
1	M	457	HIS
1	M	553	HIS
1	M	562	ASN
1	M	579	GLN
1	M	583	GLN
1	M	614	HIS
1	M	703	ASN
1	M	709	ASN
1	M	840	HIS
1	M	881	HIS
1	M	904	GLN
1	M	1126	HIS
1	M	1176	HIS
1	M	1211	GLN
1	M	1219	ASN
1	M	1237	ASN
1	M	1245	GLN
2	N	33	HIS
3	O	28	HIS
3	O	45	ASN
3	O	51	GLN
3	O	65	ASN
3	P	28	HIS
3	P	45	ASN
3	P	51	GLN
3	P	65	ASN
3	Q	45	ASN
3	Q	51	GLN
3	Q	65	ASN
3	R	28	HIS
3	R	45	ASN
3	R	49	GLN
3	R	51	GLN
3	R	65	ASN
4	S	24	GLN
4	S	38	HIS
4	S	44	GLN
4	T	38	HIS
4	T	44	GLN
4	U	44	GLN
4	V	44	GLN
4	V	68	GLN

*Continued on next page...*

*Continued from previous page...*

Mol	Chain	Res	Type
3	W	7	ASN
3	W	11	GLN
3	W	51	GLN
3	X	7	ASN
3	X	11	GLN
3	X	51	GLN
4	Y	44	GLN
4	Y	92	ASN

### 5.3.3 RNA [i](#)

There are no RNA molecules in this entry.

### 5.4 Non-standard residues in protein, DNA, RNA chains [i](#)

There are no non-standard protein/DNA/RNA residues in this entry.

### 5.5 Carbohydrates [i](#)

There are no carbohydrates in this entry.

### 5.6 Ligand geometry [i](#)

Of 21 ligands modelled in this entry, 7 are monoatomic - leaving 14 for Mogul analysis.

In the following table, the Counts columns list the number of bonds (or angles) for which Mogul statistics could be retrieved, the number of bonds (or angles) that are observed in the model and the number of bonds (or angles) that are defined in the chemical component dictionary. The Link column lists molecule types, if any, to which the group is linked. The Z score for a bond length (or angle) is the number of standard deviations the observed value is removed from the expected value. A bond length (or angle) with  $|Z| > 2$  is considered an outlier worth inspection. RMSZ is the root-mean-square of all Z scores of the bond lengths (or angles).

Mol	Type	Chain	Res	Link	Bond lengths			Bond angles		
					Counts	RMSZ	$\# Z  > 2$	Counts	RMSZ	$\# Z  > 2$
5	DTP	A	1301	6	25,32,32	0.93	1 (4%)	26,50,50	1.66	1 (3%)
7	HEM	B	201	2	24,50,50	0.86	1 (4%)	16,82,82	1.65	2 (12%)
5	DTP	C	1301	6	25,32,32	0.92	1 (4%)	26,50,50	1.69	1 (3%)
7	HEM	D	201	2	24,50,50	0.86	1 (4%)	16,82,82	1.64	2 (12%)
5	DTP	E	1301	6	25,32,32	0.93	1 (4%)	26,50,50	1.69	1 (3%)

Mol	Type	Chain	Res	Link	Bond lengths			Bond angles		
					Counts	RMSZ	# Z  > 2	Counts	RMSZ	# Z  > 2
7	HEM	F	201	2	24,50,50	0.86	1 (4%)	16,82,82	1.65	2 (12%)
5	DTP	G	1301	6	25,32,32	0.92	1 (4%)	26,50,50	1.67	1 (3%)
7	HEM	H	201	2	24,50,50	0.86	1 (4%)	16,82,82	1.65	2 (12%)
5	DTP	I	1301	6	25,32,32	0.92	1 (4%)	26,50,50	1.66	1 (3%)
7	HEM	J	201	2	24,50,50	0.86	1 (4%)	16,82,82	1.64	2 (12%)
5	DTP	K	1301	6	25,32,32	0.91	1 (4%)	26,50,50	1.68	1 (3%)
7	HEM	L	201	2	24,50,50	0.84	1 (4%)	16,82,82	1.65	2 (12%)
5	DTP	M	1301	6	25,32,32	0.92	1 (4%)	26,50,50	1.68	1 (3%)
7	HEM	N	201	2	24,50,50	0.85	1 (4%)	16,82,82	1.65	2 (12%)

In the following table, the Chirals column lists the number of chiral outliers, the number of chiral centers analysed, the number of these observed in the model and the number defined in the chemical component dictionary. Similar counts are reported in the Torsion and Rings columns. '-' means no outliers of that kind were identified.

Mol	Type	Chain	Res	Link	Chirals	Torsions	Rings
5	DTP	A	1301	6	-	0/18/34/34	0/3/3/3
7	HEM	B	201	2	-	0/6/54/54	0/0/8/8
5	DTP	C	1301	6	-	0/18/34/34	0/3/3/3
7	HEM	D	201	2	-	0/6/54/54	0/0/8/8
5	DTP	E	1301	6	-	0/18/34/34	0/3/3/3
7	HEM	F	201	2	-	0/6/54/54	0/0/8/8
5	DTP	G	1301	6	-	0/18/34/34	0/3/3/3
7	HEM	H	201	2	-	0/6/54/54	0/0/8/8
5	DTP	I	1301	6	-	0/18/34/34	0/3/3/3
7	HEM	J	201	2	-	0/6/54/54	0/0/8/8
5	DTP	K	1301	6	-	0/18/34/34	0/3/3/3
7	HEM	L	201	2	-	0/6/54/54	0/0/8/8
5	DTP	M	1301	6	-	0/18/34/34	0/3/3/3
7	HEM	N	201	2	-	0/6/54/54	0/0/8/8

All (14) bond length outliers are listed below:

Mol	Chain	Res	Type	Atoms	Z	Observed(Å)	Ideal(Å)
7	H	201	HEM	C3B-C2B	-2.80	1.36	1.40
7	B	201	HEM	C3B-C2B	-2.79	1.36	1.40
7	J	201	HEM	C3B-C2B	-2.78	1.36	1.40
7	N	201	HEM	C3B-C2B	-2.77	1.36	1.40
7	D	201	HEM	C3B-C2B	-2.76	1.36	1.40
7	L	201	HEM	C3B-C2B	-2.73	1.36	1.40

*Continued on next page...*

*Continued from previous page...*

Mol	Chain	Res	Type	Atoms	Z	Observed(Å)	Ideal(Å)
7	F	201	HEM	C3B-C2B	-2.73	1.36	1.40
5	M	1301	DTP	C5-C4	3.07	1.47	1.40
5	K	1301	DTP	C5-C4	3.10	1.47	1.40
5	C	1301	DTP	C5-C4	3.11	1.47	1.40
5	I	1301	DTP	C5-C4	3.11	1.47	1.40
5	G	1301	DTP	C5-C4	3.12	1.47	1.40
5	A	1301	DTP	C5-C4	3.12	1.47	1.40
5	E	1301	DTP	C5-C4	3.14	1.47	1.40

All (21) bond angle outliers are listed below:

Mol	Chain	Res	Type	Atoms	Z	Observed(°)	Ideal(°)
5	E	1301	DTP	N3-C2-N1	-6.61	123.68	128.87
5	C	1301	DTP	N3-C2-N1	-6.59	123.69	128.87
5	M	1301	DTP	N3-C2-N1	-6.56	123.72	128.87
5	K	1301	DTP	N3-C2-N1	-6.53	123.74	128.87
5	A	1301	DTP	N3-C2-N1	-6.45	123.80	128.87
5	G	1301	DTP	N3-C2-N1	-6.45	123.80	128.87
5	I	1301	DTP	N3-C2-N1	-6.43	123.82	128.87
7	N	201	HEM	C3B-CAB-CBB	-3.26	119.84	126.40
7	L	201	HEM	C3B-CAB-CBB	-3.26	119.85	126.40
7	H	201	HEM	C3B-CAB-CBB	-3.25	119.87	126.40
7	B	201	HEM	C3B-CAB-CBB	-3.24	119.88	126.40
7	D	201	HEM	C3B-CAB-CBB	-3.24	119.88	126.40
7	F	201	HEM	C3B-CAB-CBB	-3.24	119.89	126.40
7	J	201	HEM	C3B-CAB-CBB	-3.23	119.91	126.40
7	H	201	HEM	C3C-CAC-CBC	-3.21	119.93	126.40
7	B	201	HEM	C3C-CAC-CBC	-3.20	119.96	126.40
7	F	201	HEM	C3C-CAC-CBC	-3.18	120.00	126.40
7	J	201	HEM	C3C-CAC-CBC	-3.16	120.04	126.40
7	L	201	HEM	C3C-CAC-CBC	-3.15	120.06	126.40
7	N	201	HEM	C3C-CAC-CBC	-3.14	120.09	126.40
7	D	201	HEM	C3C-CAC-CBC	-3.12	120.12	126.40

There are no chirality outliers.

There are no torsion outliers.

There are no ring outliers.

14 monomers are involved in 148 short contacts:

Mol	Chain	Res	Type	Clashes	Symm-Clashes
5	A	1301	DTP	6	0

*Continued on next page...*

*Continued from previous page...*

Mol	Chain	Res	Type	Clashes	Symm-Clashes
7	B	201	HEM	15	0
5	C	1301	DTP	6	0
7	D	201	HEM	18	0
5	E	1301	DTP	6	0
7	F	201	HEM	14	0
5	G	1301	DTP	6	0
7	H	201	HEM	14	0
5	I	1301	DTP	6	0
7	J	201	HEM	15	0
5	K	1301	DTP	6	0
7	L	201	HEM	14	0
5	M	1301	DTP	6	0
7	N	201	HEM	16	0

## 5.7 Other polymers [i](#)

There are no such residues in this entry.

## 5.8 Polymer linkage issues [i](#)

The following chains have linkage breaks:

Mol	Chain	Number of breaks
1	K	1

All chain breaks are listed below:

Model	Chain	Residue-1	Atom-1	Residue-2	Atom-2	Distance (Å)
1	K	1179:TRP	C	1180:VAL	N	1.19