



wwPDB EM Map/Model Validation Report ⓘ

Apr 10, 2016 – 01:45 PM BST

PDB ID : 2WYY
EMDB ID: : EMD-1663
Title : CRYOEM MODEL OF THE VESICULAR STOMATITIS VIRUS
Authors : Ge, P.; Tsao, J.; Green, T.J.; Luo, M.; Zhou, Z.H.
Deposited on : 2009-11-20
Resolution : 10.00 Å(reported)

This is a wwPDB EM Map/Model Validation Report for a publicly released PDB/EMDB entry.
For rigid body fitted models, validation errors reported here could stem from errors in the original structure(s) used in the fitting.
We welcome your comments at validation@mail.wwpdb.org
A user guide is available at
<http://wwpdb.org/validation/2016/EMValidationReportHelp>

MolProbity : 4.02b-467
Mogul : unknown
Percentile statistics : 20151230.v01 (using entries in the PDB archive December 30th 2015)
Ideal geometry (proteins) : Engh & Huber (2001)
Ideal geometry (DNA, RNA) : Parkinson et. al. (1996)
Validation Pipeline (wwPDB-VP) : trunk27241

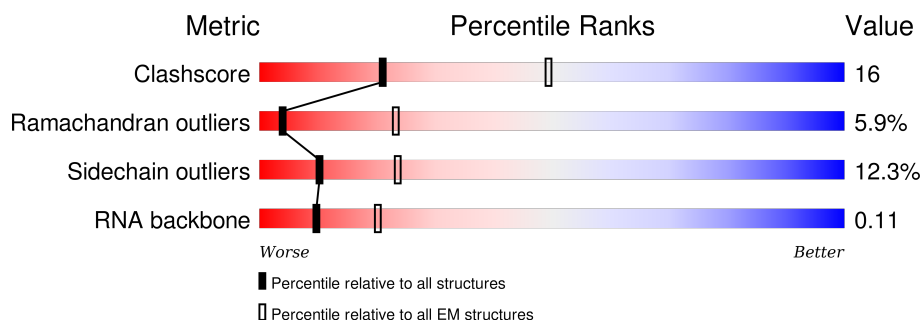
1 Overall quality at a glance

The following experimental techniques were used to determine the structure:

ELECTRON MICROSCOPY

The reported resolution of this entry is 10.00 Å.

Percentile scores (ranging between 0-100) for global validation metrics of the entry are shown in the following graphic. The table shows the number of entries on which the scores are based.



Metric	Whole archive (#Entries)	EM structures (#Entries)
Clashscore	114402	924
Ramachandran outliers	111179	726
Sidechain outliers	111093	686
RNA backbone	3027	244

The table below summarises the geometric issues observed across the polymeric chains. The red, orange, yellow and green segments on the bar indicate the fraction of residues that contain outliers for ≥ 3 , 2, 1 and 0 types of geometric quality criteria. A grey segment represents the fraction of residues that are not modelled. The numeric value for each fraction is indicated below the corresponding segment, with a dot representing fractions $\leq 5\%$.

Mol	Chain	Length	Quality of chain
1	A	422	67% 26% 6% .
1	C	422	66% 26% 5% .
1	D	422	68% 25% 5% .
1	F	422	68% 25% 6% .
1	H	422	67% 25% 6% .
1	I	422	67% 26% 6% .
1	J	422	68% 25% 6% .
1	K	422	68% 25% 5% .

Continued on next page...

Continued from previous page...

Mol	Chain	Length	Quality of chain
1	L	422	<div><div></div><div>68%25%6%•</div></div>
1	M	422	<div><div></div><div>67%26%6%•</div></div>
2	R	45	<div><div></div><div>36%64%</div></div>
2	S	45	<div><div>•</div><div>31%67%</div></div>

2 Entry composition [i](#)

There are 2 unique types of molecules in this entry. The entry contains 34620 atoms, of which 0 are hydrogens and 0 are deuteriums.

In the tables below, the AltConf column contains the number of residues with at least one atom in alternate conformation and the Trace column contains the number of residues modelled with at most 2 atoms.

- Molecule 1 is a protein called NUCLEOPROTEIN.

Mol	Chain	Residues	Atoms					AltConf	Trace
1	A	414	Total	C	N	O	S	0	0
			3282	2093	551	620	18		
1	C	414	Total	C	N	O	S	0	0
			3282	2093	551	620	18		
1	D	414	Total	C	N	O	S	0	0
			3282	2093	551	620	18		
1	F	414	Total	C	N	O	S	0	0
			3282	2093	551	620	18		
1	H	414	Total	C	N	O	S	0	0
			3282	2093	551	620	18		
1	I	414	Total	C	N	O	S	0	0
			3282	2093	551	620	18		
1	J	414	Total	C	N	O	S	0	0
			3282	2093	551	620	18		
1	K	414	Total	C	N	O	S	0	0
			3282	2093	551	620	18		
1	L	414	Total	C	N	O	S	0	0
			3282	2093	551	620	18		
1	M	414	Total	C	N	O	S	0	0
			3282	2093	551	620	18		

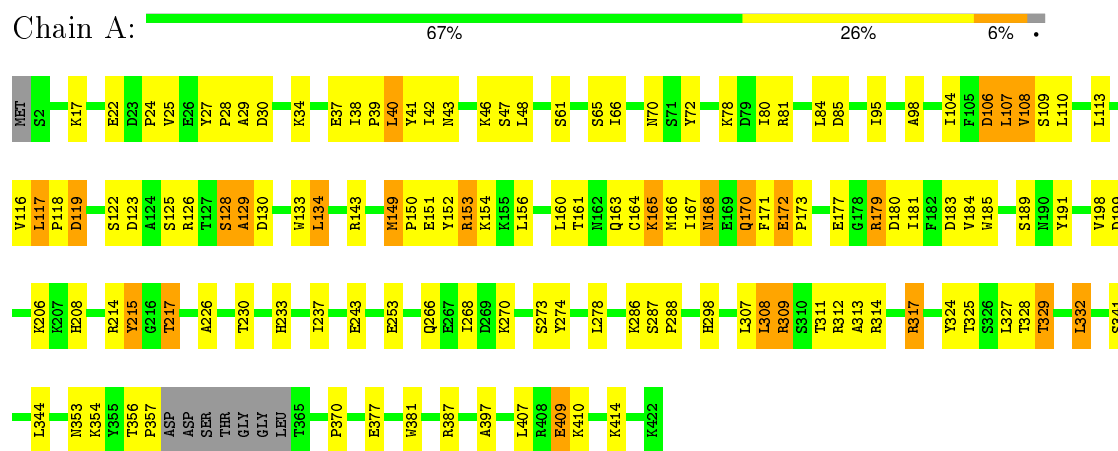
- Molecule 2 is a RNA chain called POLY-URIDINE.

Mol	Chain	Residues	Atoms					AltConf	Trace
2	R	45	Total	C	N	O	P	0	0
			900	405	90	360	45		
2	S	45	Total	C	N	O	P	0	0
			900	405	90	360	45		

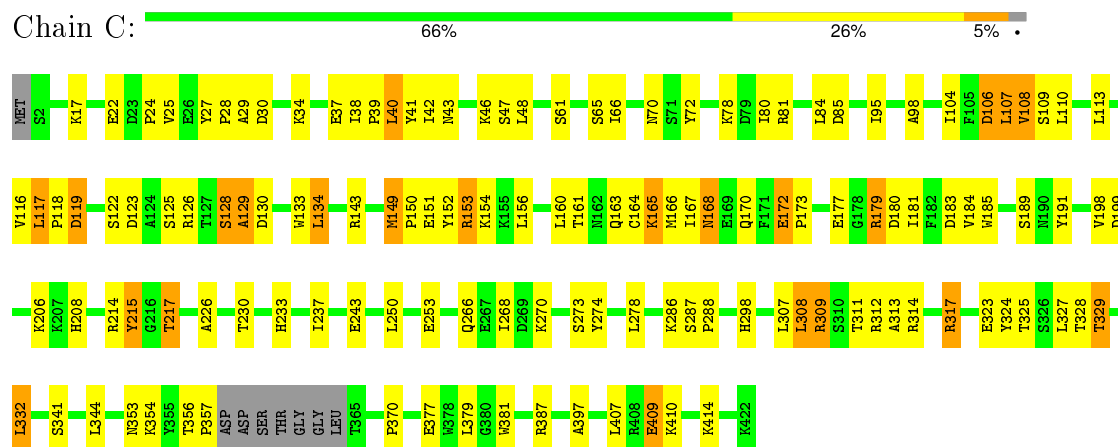
3 Residue-property plots

These plots are drawn for all protein, RNA and DNA chains in the entry. The first graphic for a chain summarises the proportions of errors displayed in the second graphic. The second graphic shows the sequence view annotated by issues in geometry. Residues are color-coded according to the number of geometric quality criteria for which they contain at least one outlier: green = 0, yellow = 1, orange = 2 and red = 3 or more. Stretches of 2 or more consecutive residues without any outlier are shown as a green connector. Residues present in the sample, but not in the model, are shown in grey.

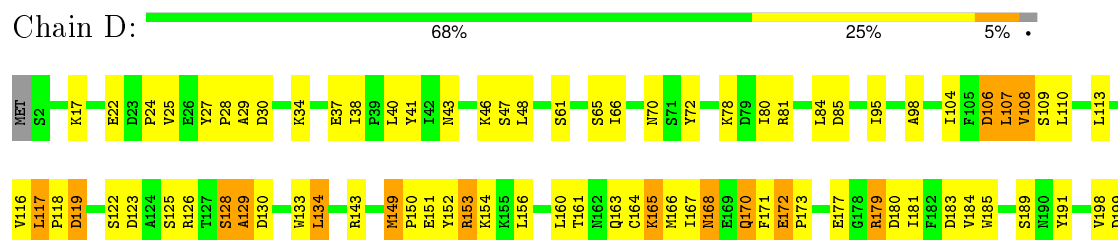
• Molecule 1: NUCLEOPROTEIN

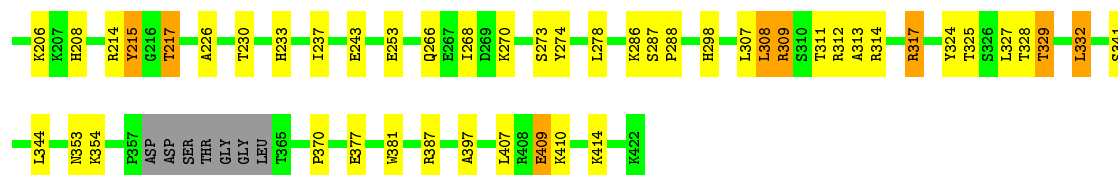


• Molecule 1: NUCLEOPROTEIN

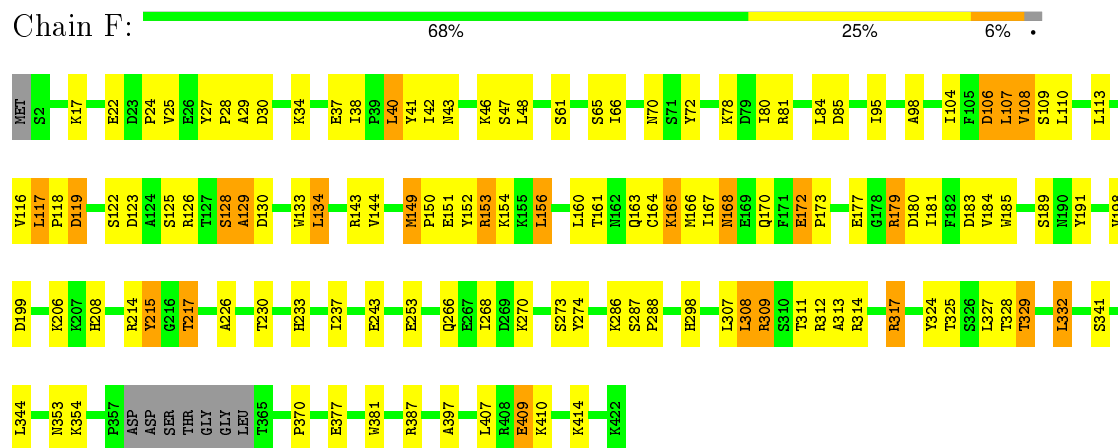


• Molecule 1: NUCLEOPROTEIN

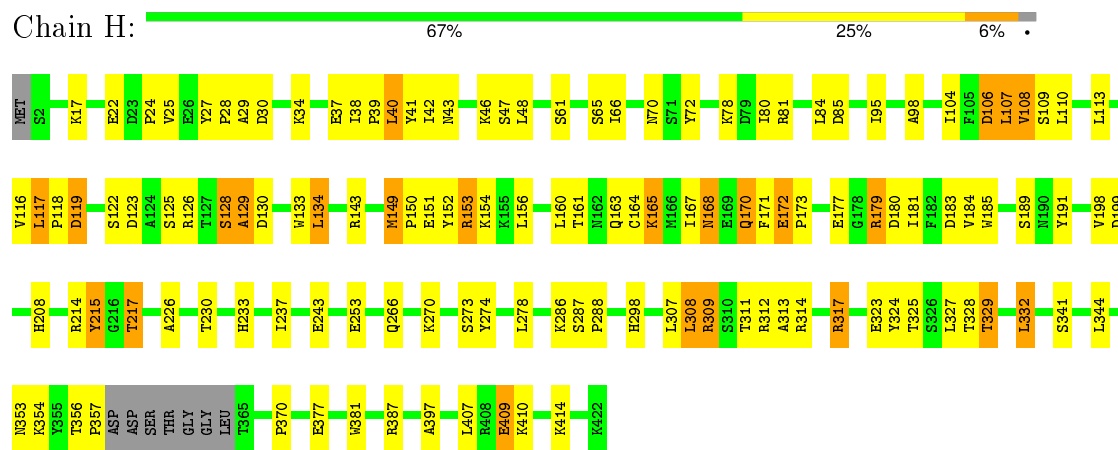




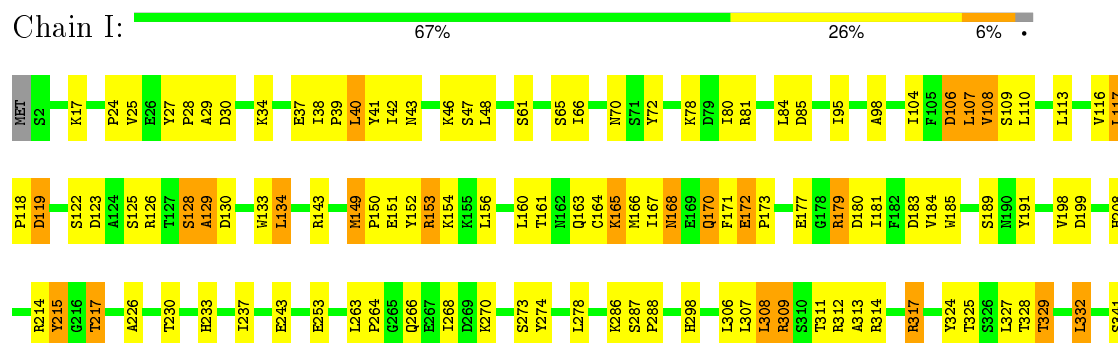
• Molecule 1: NUCLEOPROTEIN



• Molecule 1: NUCLEOPROTEIN



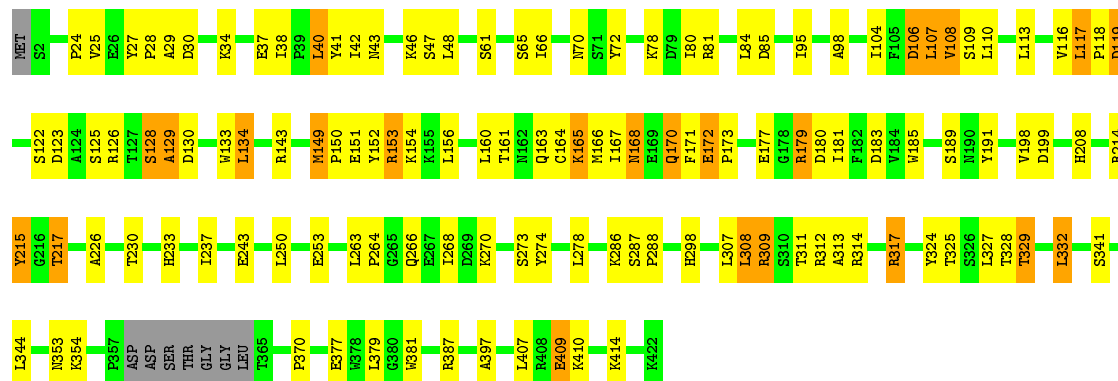
• Molecule 1: NUCLEOPROTEIN





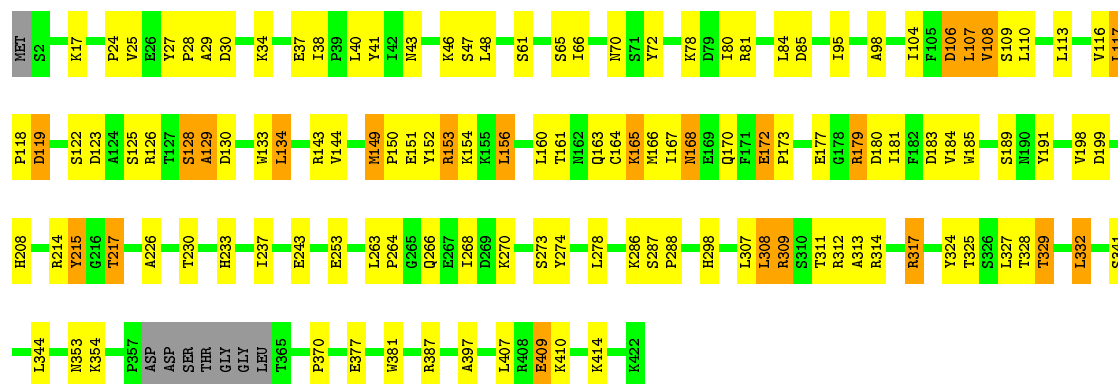
- Molecule 1: NUCLEOPROTEIN

Chain J: 68% 25% 6%



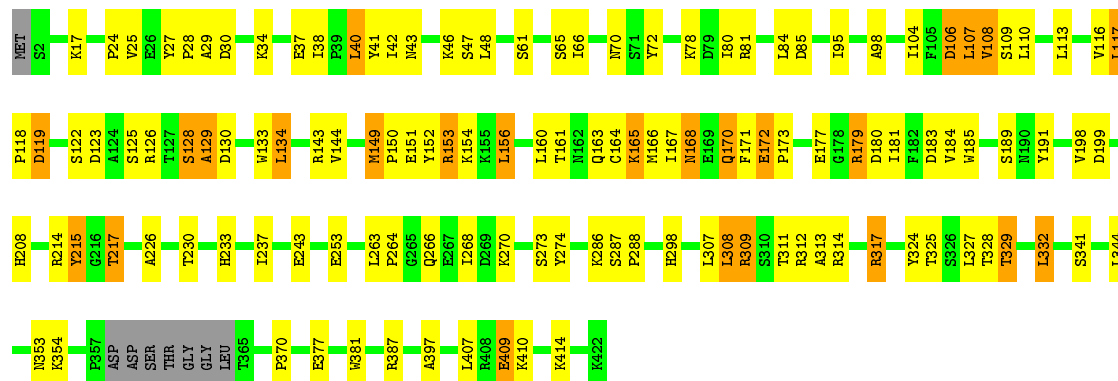
- Molecule 1: NUCLEOPROTEIN

Chain K: 68% 25% 5%



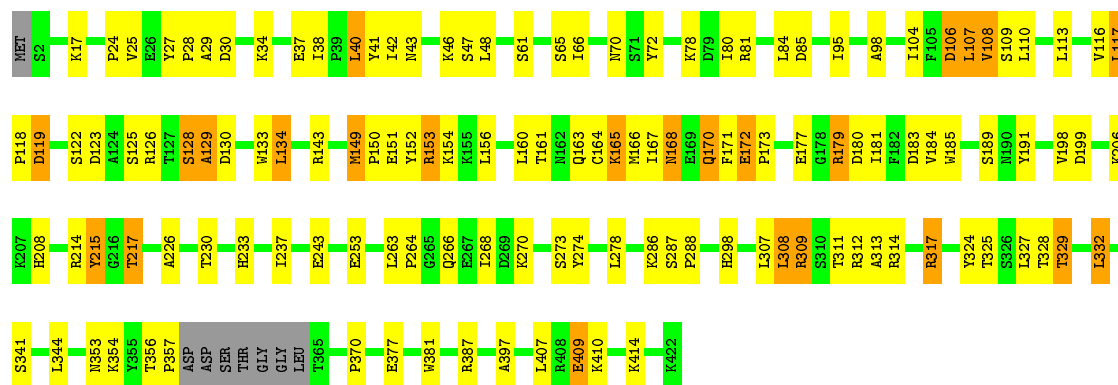
- Molecule 1: NUCLEOPROTEIN

Chain L: 68% 25% 6%



- Molecule 1: NUCLEOPROTEIN

Chain M:  67% 26% 6%



• Molecule 2: POLY-URIDINE

Chain R:  36% 64%



• Molecule 2: POLY-URIDINE

Chain S:  31% 67%



4 Experimental information

Property	Value	Source
Reconstruction method	HELICAL	Depositor
Imposed symmetry	POINT, Not provided	Depositor
Number of images	Not provided	Depositor
Resolution determination method	Not provided	Depositor
CTF correction method	Not provided	Depositor
Microscope	Not provided	Depositor
Voltage (kV)	300	Depositor
Electron dose ($e^-/\text{\AA}^2$)	20	Depositor
Minimum defocus (nm)	800	Depositor
Maximum defocus (nm)	2500	Depositor
Magnification	59000	Depositor
Image detector	TIETZ CCD	Depositor

5 Model quality

5.1 Standard geometry

The Z score for a bond length (or angle) is the number of standard deviations the observed value is removed from the expected value. A bond length (or angle) with $|Z| > 5$ is considered an outlier worth inspection. RMSZ is the root-mean-square of all Z scores of the bond lengths (or angles).

Mol	Chain	Bond lengths		Bond angles	
		RMSZ	# Z >2	RMSZ	# Z >2
1	A	0.54	0/3357	0.63	0/4543
1	C	0.54	0/3357	0.63	0/4543
1	D	0.50	0/3357	0.61	0/4543
1	F	0.54	0/3357	0.63	0/4543
1	H	0.54	0/3357	0.63	0/4543
1	I	0.54	0/3357	0.63	0/4543
1	J	0.54	0/3357	0.63	0/4543
1	K	0.50	0/3357	0.61	0/4543
1	L	0.54	0/3357	0.63	0/4543
1	M	0.54	0/3357	0.63	0/4543
2	R	0.90	0/989	1.18	1/1526 (0.1%)
2	S	0.90	0/989	1.18	1/1526 (0.1%)
All	All	0.56	0/35548	0.67	2/48482 (0.0%)

Chiral center outliers are detected by calculating the chiral volume of a chiral center and verifying if the center is modelled as a planar moiety or with the opposite hand. A planarity outlier is detected by checking planarity of atoms in a peptide group, atoms in a mainchain group or atoms of a sidechain that are expected to be planar.

Mol	Chain	#Chirality outliers	#Planarity outliers
1	A	0	1
1	C	0	1
1	D	0	1
1	F	0	1
1	H	0	1
1	I	0	1
1	J	0	1
1	K	0	1
1	L	0	1
1	M	0	1
All	All	0	10

There are no bond length outliers.

All (2) bond angle outliers are listed below:

Mol	Chain	Res	Type	Atoms	Z	Observed(°)	Ideal(°)
2	R	31	U	C3'-C2'-C1'	5.04	105.53	101.50
2	S	31	U	C3'-C2'-C1'	5.03	105.52	101.50

There are no chirality outliers.

All (10) planarity outliers are listed below:

Mol	Chain	Res	Type	Group
1	A	106	ASP	Peptide
1	C	106	ASP	Peptide
1	D	106	ASP	Peptide
1	F	106	ASP	Peptide
1	H	106	ASP	Peptide
1	I	106	ASP	Peptide
1	J	106	ASP	Peptide
1	K	106	ASP	Peptide
1	L	106	ASP	Peptide
1	M	106	ASP	Peptide

5.2 Too-close contacts ⓘ

In the following table, the Non-H and H(model) columns list the number of non-hydrogen atoms and hydrogen atoms in the chain respectively. The H(added) column lists the number of hydrogen atoms added and optimized by MolProbity. The Clashes column lists the number of clashes within the asymmetric unit, whereas Symm-Clashes lists symmetry related clashes.

Mol	Chain	Non-H	H(model)	H(added)	Clashes	Symm-Clashes
1	A	3282	0	3249	109	0
1	C	3282	0	3249	112	0
1	D	3282	0	3249	109	0
1	F	3282	0	3249	109	0
1	H	3282	0	3249	103	0
1	I	3282	0	3249	113	0
1	J	3282	0	3249	101	0
1	K	3282	0	3249	110	0
1	L	3282	0	3249	109	0
1	M	3282	0	3249	111	0
2	R	900	0	451	70	0
2	S	900	0	450	70	0
All	All	34620	0	33391	1058	0

The all-atom clashscore is defined as the number of clashes found per 1000 atoms (including hydrogen atoms). The all-atom clashscore for this structure is 16.

All (1058) close contacts within the same asymmetric unit are listed below, sorted by their clash magnitude.

Atom-1	Atom-2	Interatomic distance (Å)	Clash overlap (Å)
1:C:184:VAL:HG21	1:M:166:MET:CE	1.39	1.51
1:L:166:MET:CE	1:M:184:VAL:HG21	1.40	1.51
1:I:184:VAL:HG21	1:J:166:MET:CE	1.40	1.51
1:F:166:MET:CE	1:H:184:VAL:HG21	1.40	1.50
1:D:166:MET:CE	1:F:184:VAL:HG21	1.40	1.50
1:A:166:MET:CE	1:D:184:VAL:HG21	1.39	1.49
1:K:166:MET:CE	1:L:184:VAL:HG21	1.40	1.49
1:I:166:MET:CE	1:K:184:VAL:HG21	1.39	1.49
1:A:184:VAL:HG21	1:C:166:MET:CE	1.40	1.48
1:I:109:SER:O	1:I:110:LEU:HD23	1.31	1.30
1:D:109:SER:O	1:D:110:LEU:HD23	1.31	1.30
1:M:109:SER:O	1:M:110:LEU:HD23	1.32	1.30
1:K:109:SER:O	1:K:110:LEU:HD23	1.31	1.29
1:C:109:SER:O	1:C:110:LEU:HD23	1.32	1.27
1:F:109:SER:O	1:F:110:LEU:HD23	1.31	1.27
1:L:109:SER:O	1:L:110:LEU:HD23	1.31	1.25
1:H:109:SER:O	1:H:110:LEU:HD23	1.32	1.25
1:A:109:SER:O	1:A:110:LEU:HD23	1.31	1.25
1:J:109:SER:O	1:J:110:LEU:HD23	1.32	1.24
1:H:107:LEU:N	1:H:107:LEU:HD23	1.58	1.16
1:J:117:LEU:HB2	1:J:118:PRO:HD3	1.27	1.16
1:K:37:GLU:HB2	1:K:108:VAL:CG2	1.76	1.16
1:C:107:LEU:HD23	1:C:107:LEU:N	1.58	1.15
1:I:107:LEU:N	1:I:107:LEU:HD23	1.57	1.15
1:I:117:LEU:HB2	1:I:118:PRO:HD3	1.27	1.15
1:H:37:GLU:HB2	1:H:108:VAL:CG2	1.76	1.15
1:A:107:LEU:HD23	1:A:107:LEU:N	1.57	1.15
1:J:107:LEU:HD23	1:J:107:LEU:N	1.58	1.15
1:C:37:GLU:HB2	1:C:108:VAL:CG2	1.76	1.15
1:A:184:VAL:HG21	1:C:166:MET:HE2	1.21	1.14
1:C:117:LEU:HB2	1:C:118:PRO:HD3	1.27	1.14
1:A:166:MET:HE1	1:D:184:VAL:HG21	1.18	1.14
1:K:107:LEU:N	1:K:107:LEU:HD23	1.57	1.14
1:I:37:GLU:HB2	1:I:108:VAL:CG2	1.76	1.14
1:L:117:LEU:HB2	1:L:118:PRO:HD3	1.28	1.14
1:C:184:VAL:HG21	1:M:166:MET:HE1	1.14	1.14
1:A:37:GLU:HB2	1:A:108:VAL:CG2	1.76	1.14

Continued on next page...

Continued from previous page...

Atom-1	Atom-2	Interatomic distance (Å)	Clash overlap (Å)
1:M:37:GLU:HB2	1:M:108:VAL:CG2	1.76	1.14
1:D:107:LEU:HD23	1:D:107:LEU:N	1.57	1.14
1:J:37:GLU:HB2	1:J:108:VAL:CG2	1.76	1.13
1:F:37:GLU:HB2	1:F:108:VAL:CG2	1.77	1.13
1:L:107:LEU:HD23	1:L:107:LEU:N	1.57	1.13
1:D:37:GLU:HB2	1:D:108:VAL:CG2	1.76	1.13
1:I:166:MET:HE1	1:K:184:VAL:HG21	1.22	1.13
1:K:117:LEU:HB2	1:K:118:PRO:HD3	1.28	1.12
1:L:37:GLU:HB2	1:L:108:VAL:CG2	1.77	1.12
1:A:166:MET:HE2	1:D:184:VAL:HG21	1.17	1.12
1:K:166:MET:HE1	1:L:184:VAL:HG21	1.20	1.12
1:F:107:LEU:HD23	1:F:107:LEU:N	1.56	1.11
1:M:117:LEU:HB2	1:M:118:PRO:HD3	1.28	1.11
1:A:117:LEU:HB2	1:A:118:PRO:HD3	1.27	1.11
1:D:166:MET:HE1	1:F:184:VAL:HG21	1.32	1.11
1:D:117:LEU:HB2	1:D:118:PRO:HD3	1.28	1.11
1:K:166:MET:HE2	1:L:184:VAL:HG21	1.15	1.10
1:F:166:MET:HE1	1:H:184:VAL:HG21	1.27	1.09
1:F:117:LEU:HB2	1:F:118:PRO:HD3	1.28	1.09
1:I:166:MET:HE2	1:K:184:VAL:HG21	1.13	1.09
1:H:117:LEU:HB2	1:H:118:PRO:HD3	1.28	1.09
1:C:184:VAL:HG21	1:M:166:MET:HE2	1.21	1.09
1:L:166:MET:HE2	1:M:184:VAL:CG2	1.81	1.09
1:I:184:VAL:HG21	1:J:166:MET:HE1	1.21	1.09
1:I:184:VAL:HG21	1:J:166:MET:HE2	1.14	1.09
1:M:107:LEU:HD23	1:M:107:LEU:N	1.58	1.09
1:L:166:MET:HE1	1:M:184:VAL:HG21	1.31	1.08
1:D:166:MET:HE2	1:F:184:VAL:CG2	1.81	1.08
1:C:37:GLU:HB2	1:C:108:VAL:HG21	1.34	1.08
1:A:184:VAL:HG21	1:C:166:MET:HE1	1.14	1.07
1:A:37:GLU:HB2	1:A:108:VAL:HG21	1.35	1.07
1:F:166:MET:HE2	1:H:184:VAL:CG2	1.84	1.07
1:M:37:GLU:HB2	1:M:108:VAL:HG21	1.34	1.06
1:I:184:VAL:CG2	1:J:166:MET:CE	2.34	1.06
1:I:166:MET:CE	1:K:184:VAL:CG2	2.34	1.06
1:C:184:VAL:CG2	1:M:166:MET:CE	2.34	1.06
1:L:166:MET:CE	1:M:184:VAL:CG2	2.34	1.06
1:K:166:MET:CE	1:L:184:VAL:CG2	2.34	1.06
1:A:184:VAL:CG2	1:C:166:MET:CE	2.34	1.06
1:H:37:GLU:HB2	1:H:108:VAL:HG21	1.34	1.06
1:A:166:MET:CE	1:D:184:VAL:CG2	2.34	1.05

Continued on next page...

Continued from previous page...

Atom-1	Atom-2	Interatomic distance (Å)	Clash overlap (Å)
1:D:37:GLU:HB2	1:D:108:VAL:HG21	1.34	1.05
2:R:47:U:H3'	2:R:48:U:H5''	1.38	1.05
2:R:38:U:H3'	2:R:39:U:H5''	1.38	1.05
1:D:166:MET:CE	1:F:184:VAL:CG2	2.34	1.05
1:F:166:MET:CE	1:H:184:VAL:CG2	2.34	1.05
2:R:56:U:H3'	2:R:57:U:H5''	1.38	1.05
2:S:47:U:H3'	2:S:48:U:H5''	1.38	1.04
2:R:20:U:H3'	2:R:21:U:H5''	1.39	1.04
2:R:29:U:H3'	2:R:30:U:H5''	1.38	1.04
1:J:37:GLU:HB2	1:J:108:VAL:HG21	1.34	1.04
1:F:317:ARG:HE	2:R:49:U:H2'	1.20	1.04
2:S:56:U:H3'	2:S:57:U:H5''	1.38	1.04
1:F:166:MET:HE2	1:H:184:VAL:HG21	1.08	1.04
2:S:29:U:H3'	2:S:30:U:H5''	1.38	1.04
1:I:184:VAL:CG2	1:J:166:MET:HE2	1.88	1.03
2:S:38:U:H3'	2:S:39:U:H5''	1.38	1.03
1:I:166:MET:HE2	1:K:184:VAL:CG2	1.88	1.03
1:L:317:ARG:HE	2:S:49:U:H2'	1.20	1.03
1:M:317:ARG:HE	2:S:58:U:H2'	1.21	1.02
1:L:37:GLU:HB2	1:L:108:VAL:HG21	1.36	1.02
1:F:37:GLU:HB2	1:F:108:VAL:HG21	1.36	1.02
1:C:317:ARG:HE	2:R:22:U:H2'	1.21	1.02
2:S:20:U:H3'	2:S:21:U:H5''	1.39	1.02
1:I:106:ASP:C	1:I:107:LEU:HD23	1.80	1.02
1:K:37:GLU:HB2	1:K:108:VAL:HG21	1.34	1.01
1:A:317:ARG:HE	2:R:31:U:H2'	1.21	1.01
1:I:317:ARG:HE	2:S:31:U:H2'	1.21	1.01
1:L:166:MET:HE2	1:M:184:VAL:HG21	1.04	1.01
1:I:37:GLU:HB2	1:I:108:VAL:HG21	1.35	1.01
1:J:106:ASP:C	1:J:107:LEU:HD23	1.80	1.01
1:M:106:ASP:C	1:M:107:LEU:HD23	1.80	1.01
1:D:166:MET:HE2	1:F:184:VAL:HG21	1.04	1.01
1:C:106:ASP:C	1:C:107:LEU:HD23	1.80	1.01
1:F:106:ASP:C	1:F:107:LEU:HD23	1.80	1.01
1:D:317:ARG:HE	2:R:40:U:H2'	1.21	1.01
1:J:317:ARG:HE	2:S:22:U:H2'	1.21	1.01
1:D:106:ASP:C	1:D:107:LEU:HD23	1.80	1.00
1:L:106:ASP:C	1:L:107:LEU:HD23	1.80	1.00
1:K:106:ASP:C	1:K:107:LEU:HD23	1.80	1.00
1:H:106:ASP:C	1:H:107:LEU:HD23	1.80	1.00
1:A:106:ASP:C	1:A:107:LEU:HD23	1.80	1.00

Continued on next page...

Continued from previous page...

Atom-1	Atom-2	Interatomic distance (Å)	Clash overlap (Å)
1:H:317:ARG:HE	2:R:58:U:H2'	1.21	1.00
1:A:166:MET:HE2	1:D:184:VAL:CG2	1.91	0.99
1:K:166:MET:HE2	1:L:184:VAL:CG2	1.90	0.99
1:K:317:ARG:HE	2:S:40:U:H2'	1.21	0.98
1:A:184:VAL:CG2	1:C:166:MET:HE2	1.94	0.97
1:H:172:GLU:HB3	1:H:173:PRO:HD3	1.48	0.95
1:A:172:GLU:HB3	1:A:173:PRO:HD3	1.48	0.94
1:F:172:GLU:HB3	1:F:173:PRO:HD3	1.48	0.94
1:C:172:GLU:HB3	1:C:173:PRO:HD3	1.48	0.94
1:D:172:GLU:HB3	1:D:173:PRO:HD3	1.48	0.94
1:M:172:GLU:HB3	1:M:173:PRO:HD3	1.48	0.94
1:J:172:GLU:HB3	1:J:173:PRO:HD3	1.48	0.93
1:I:172:GLU:HB3	1:I:173:PRO:HD3	1.48	0.93
1:K:172:GLU:HB3	1:K:173:PRO:HD3	1.48	0.93
1:L:172:GLU:HB3	1:L:173:PRO:HD3	1.48	0.93
1:L:107:LEU:CD2	1:L:107:LEU:N	2.32	0.93
1:K:107:LEU:N	1:K:107:LEU:CD2	2.32	0.92
1:C:184:VAL:CG2	1:M:166:MET:HE2	1.94	0.92
1:I:107:LEU:N	1:I:107:LEU:CD2	2.33	0.92
1:J:107:LEU:N	1:J:107:LEU:CD2	2.33	0.91
1:K:37:GLU:HB2	1:K:108:VAL:HG22	1.55	0.88
1:M:37:GLU:HB2	1:M:108:VAL:HG22	1.55	0.88
1:I:37:GLU:HB2	1:I:108:VAL:HG22	1.55	0.88
1:L:109:SER:O	1:L:110:LEU:CD2	2.21	0.88
1:H:107:LEU:CD2	1:H:107:LEU:N	2.32	0.88
1:A:37:GLU:HB2	1:A:108:VAL:HG22	1.55	0.88
1:F:107:LEU:N	1:F:107:LEU:CD2	2.32	0.87
1:D:107:LEU:N	1:D:107:LEU:CD2	2.32	0.87
1:H:37:GLU:HB2	1:H:108:VAL:HG22	1.55	0.87
1:J:37:GLU:HB2	1:J:108:VAL:HG22	1.56	0.87
1:D:37:GLU:HB2	1:D:108:VAL:HG22	1.55	0.87
1:A:109:SER:O	1:A:110:LEU:CD2	2.22	0.86
1:K:109:SER:O	1:K:110:LEU:CD2	2.22	0.86
1:A:117:LEU:HB2	1:A:118:PRO:CD	2.05	0.86
1:M:107:LEU:N	1:M:107:LEU:CD2	2.32	0.86
1:A:107:LEU:CD2	1:A:107:LEU:N	2.33	0.86
1:C:37:GLU:HB2	1:C:108:VAL:HG22	1.56	0.86
1:L:117:LEU:HB2	1:L:118:PRO:CD	2.06	0.86
1:K:117:LEU:HB2	1:K:118:PRO:CD	2.06	0.86
1:C:117:LEU:HB2	1:C:118:PRO:CD	2.05	0.86
1:C:107:LEU:N	1:C:107:LEU:CD2	2.33	0.86

Continued on next page...

Continued from previous page...

Atom-1	Atom-2	Interatomic distance (Å)	Clash overlap (Å)
1:F:37:GLU:HB2	1:F:108:VAL:HG22	1.56	0.86
1:J:117:LEU:HB2	1:J:118:PRO:CD	2.05	0.86
1:I:117:LEU:HB2	1:I:118:PRO:CD	2.06	0.86
1:H:109:SER:O	1:H:110:LEU:CD2	2.22	0.85
1:L:37:GLU:HB2	1:L:108:VAL:HG22	1.56	0.85
1:D:117:LEU:HB2	1:D:118:PRO:CD	2.06	0.85
1:K:107:LEU:HD13	1:K:274:TYR:OH	1.77	0.85
1:C:107:LEU:HD13	1:C:274:TYR:OH	1.77	0.85
1:M:117:LEU:HB2	1:M:118:PRO:CD	2.06	0.85
1:F:107:LEU:HD13	1:F:274:TYR:OH	1.77	0.85
1:H:117:LEU:HB2	1:H:118:PRO:CD	2.06	0.85
1:D:107:LEU:HD13	1:D:274:TYR:OH	1.77	0.85
1:F:117:LEU:HB2	1:F:118:PRO:CD	2.06	0.85
1:C:109:SER:O	1:C:110:LEU:CD2	2.22	0.84
1:I:109:SER:O	1:I:110:LEU:CD2	2.22	0.84
1:D:109:SER:O	1:D:110:LEU:CD2	2.22	0.84
1:I:107:LEU:HD13	1:I:274:TYR:OH	1.77	0.84
1:M:107:LEU:HD13	1:M:274:TYR:OH	1.77	0.84
1:F:109:SER:O	1:F:110:LEU:CD2	2.21	0.84
1:J:107:LEU:HD13	1:J:274:TYR:OH	1.77	0.84
1:L:107:LEU:HD13	1:L:274:TYR:OH	1.77	0.84
1:C:184:VAL:CG2	1:M:166:MET:HE1	2.04	0.84
1:A:107:LEU:HD13	1:A:274:TYR:OH	1.77	0.84
1:H:107:LEU:HD13	1:H:274:TYR:OH	1.77	0.83
1:H:37:GLU:CB	1:H:108:VAL:HG21	2.09	0.82
2:S:38:U:C3'	2:S:39:U:H5''	2.08	0.82
1:J:37:GLU:CB	1:J:108:VAL:HG21	2.08	0.82
1:M:109:SER:O	1:M:110:LEU:CD2	2.22	0.82
1:D:37:GLU:CB	1:D:108:VAL:HG21	2.09	0.82
2:S:47:U:C3'	2:S:48:U:H5''	2.08	0.82
2:S:20:U:C3'	2:S:21:U:H5''	2.09	0.82
1:C:37:GLU:CB	1:C:108:VAL:HG21	2.08	0.82
2:R:47:U:C3'	2:R:48:U:H5''	2.08	0.82
2:R:38:U:C3'	2:R:39:U:H5''	2.08	0.82
2:S:56:U:C3'	2:S:57:U:H5''	2.08	0.82
1:A:37:GLU:CB	1:A:108:VAL:HG21	2.09	0.82
2:R:56:U:C3'	2:R:57:U:H5''	2.08	0.82
1:F:37:GLU:CB	1:F:108:VAL:HG21	2.09	0.82
2:R:29:U:C3'	2:R:30:U:H5''	2.09	0.82
1:K:37:GLU:CB	1:K:108:VAL:HG21	2.09	0.81
1:I:37:GLU:CB	1:I:108:VAL:HG21	2.09	0.81

Continued on next page...

Continued from previous page...

Atom-1	Atom-2	Interatomic distance (Å)	Clash overlap (Å)
1:M:37:GLU:CB	1:M:108:VAL:HG21	2.09	0.81
2:R:20:U:C3'	2:R:21:U:H5''	2.09	0.81
1:F:164:CYS:HA	1:F:168:ASN:H	1.45	0.81
1:J:109:SER:O	1:J:110:LEU:CD2	2.22	0.81
2:S:29:U:C3'	2:S:30:U:H5''	2.09	0.81
1:L:37:GLU:CB	1:L:108:VAL:HG21	2.09	0.81
1:L:164:CYS:HA	1:L:168:ASN:H	1.45	0.80
1:M:164:CYS:HA	1:M:168:ASN:H	1.46	0.80
1:H:164:CYS:HA	1:H:168:ASN:H	1.46	0.80
1:A:164:CYS:HA	1:A:168:ASN:H	1.47	0.80
1:K:164:CYS:HA	1:K:168:ASN:H	1.46	0.80
1:I:164:CYS:HA	1:I:168:ASN:H	1.47	0.79
1:A:184:VAL:CG2	1:C:166:MET:HE1	2.03	0.79
1:D:164:CYS:HA	1:D:168:ASN:H	1.46	0.79
1:J:164:CYS:HA	1:J:168:ASN:H	1.46	0.79
1:C:164:CYS:HA	1:C:168:ASN:H	1.46	0.78
1:A:166:MET:HE1	1:D:184:VAL:CG2	2.07	0.76
1:H:106:ASP:C	1:H:107:LEU:CD2	2.53	0.76
1:F:106:ASP:C	1:F:107:LEU:CD2	2.54	0.76
1:M:106:ASP:C	1:M:107:LEU:CD2	2.53	0.75
1:I:106:ASP:C	1:I:107:LEU:CD2	2.54	0.75
1:L:106:ASP:C	1:L:107:LEU:CD2	2.54	0.75
1:K:106:ASP:C	1:K:107:LEU:CD2	2.54	0.75
1:J:106:ASP:C	1:J:107:LEU:CD2	2.54	0.75
1:C:106:ASP:C	1:C:107:LEU:CD2	2.54	0.75
1:A:106:ASP:C	1:A:107:LEU:CD2	2.54	0.75
1:D:106:ASP:C	1:D:107:LEU:CD2	2.54	0.74
1:K:166:MET:HE1	1:L:184:VAL:CG2	2.09	0.74
1:I:166:MET:HE1	1:K:184:VAL:CG2	2.11	0.72
1:I:184:VAL:CG2	1:J:166:MET:HE1	2.10	0.71
1:M:317:ARG:HH21	2:S:59:U:H5'	1.56	0.71
1:H:317:ARG:HH21	2:R:59:U:H5'	1.56	0.71
1:D:214:ARG:HA	1:D:217:THR:HG22	1.73	0.70
1:F:214:ARG:HA	1:F:217:THR:HG22	1.73	0.70
1:H:214:ARG:HA	1:H:217:THR:HG22	1.74	0.70
1:C:214:ARG:HA	1:C:217:THR:HG22	1.73	0.70
1:F:317:ARG:HH21	2:R:50:U:H5'	1.56	0.70
1:K:317:ARG:HH21	2:S:41:U:H5'	1.57	0.70
1:L:214:ARG:HA	1:L:217:THR:HG22	1.73	0.69
1:D:317:ARG:HH21	2:R:41:U:H5'	1.57	0.69
1:A:317:ARG:HH21	2:R:32:U:H5'	1.58	0.69

Continued on next page...

Continued from previous page...

Atom-1	Atom-2	Interatomic distance (Å)	Clash overlap (Å)
1:J:317:ARG:HH21	2:S:23:U:H5'	1.57	0.69
1:M:214:ARG:HA	1:M:217:THR:HG22	1.74	0.69
1:A:214:ARG:HA	1:A:217:THR:HG22	1.74	0.69
1:K:214:ARG:HA	1:K:217:THR:HG22	1.74	0.69
1:J:214:ARG:HA	1:J:217:THR:HG22	1.73	0.69
1:C:317:ARG:HH21	2:R:23:U:H5'	1.57	0.68
2:R:48:U:H2'	2:R:49:U:O4'	1.94	0.68
1:I:214:ARG:HA	1:I:217:THR:HG22	1.74	0.68
1:L:317:ARG:HH21	2:S:50:U:H5'	1.56	0.68
1:M:317:ARG:NH2	2:S:59:U:H5'	2.09	0.68
2:S:30:U:H2'	2:S:31:U:O4'	1.94	0.68
1:I:317:ARG:HH21	2:S:32:U:H5'	1.58	0.68
2:S:57:U:H2'	2:S:58:U:O4'	1.94	0.67
2:R:57:U:H2'	2:R:58:U:O4'	1.94	0.67
2:R:30:U:H2'	2:R:31:U:O4'	1.94	0.67
1:F:317:ARG:NH2	2:R:50:U:H5'	2.10	0.67
2:R:21:U:H2'	2:R:22:U:O4'	1.95	0.67
1:J:317:ARG:NH2	2:S:23:U:H5'	2.10	0.67
1:H:317:ARG:NH2	2:R:59:U:H5'	2.09	0.67
2:S:39:U:H2'	2:S:40:U:O4'	1.94	0.67
1:L:317:ARG:NH2	2:S:50:U:H5'	2.10	0.67
2:S:48:U:H2'	2:S:49:U:O4'	1.94	0.67
1:A:317:ARG:NH2	2:R:32:U:H5'	2.10	0.67
2:S:21:U:H2'	2:S:22:U:O4'	1.95	0.67
2:R:39:U:H2'	2:R:40:U:O4'	1.94	0.67
1:K:317:ARG:NH2	2:S:41:U:H5'	2.10	0.66
1:C:317:ARG:NH2	2:R:23:U:H5'	2.10	0.66
1:I:317:ARG:NH2	2:S:32:U:H5'	2.10	0.66
1:F:179:ARG:HA	1:F:183:ASP:CG	2.17	0.66
1:D:317:ARG:NH2	2:R:41:U:H5'	2.10	0.66
1:M:179:ARG:HA	1:M:183:ASP:CG	2.17	0.66
1:H:179:ARG:HA	1:H:183:ASP:CG	2.17	0.66
1:C:179:ARG:HA	1:C:183:ASP:CG	2.17	0.65
1:L:179:ARG:HA	1:L:183:ASP:CG	2.16	0.65
1:I:179:ARG:HA	1:I:183:ASP:CG	2.17	0.65
1:J:179:ARG:HA	1:J:183:ASP:CG	2.17	0.65
1:D:179:ARG:HA	1:D:183:ASP:CG	2.17	0.65
1:K:179:ARG:HA	1:K:183:ASP:CG	2.17	0.64
1:A:179:ARG:HA	1:A:183:ASP:CG	2.17	0.64
1:F:29:ALA:H	1:F:266:GLN:HE22	1.47	0.63
1:K:29:ALA:H	1:K:266:GLN:HE22	1.47	0.63

Continued on next page...

Continued from previous page...

Atom-1	Atom-2	Interatomic distance (Å)	Clash overlap (Å)
1:H:325:THR:O	1:H:329:THR:HG22	1.99	0.63
1:I:29:ALA:H	1:I:266:GLN:HE22	1.46	0.63
1:H:28:PRO:HG2	1:H:266:GLN:HE21	1.64	0.62
1:M:325:THR:O	1:M:329:THR:HG22	1.99	0.62
1:L:166:MET:HE1	1:M:184:VAL:CG2	2.19	0.62
1:F:166:MET:HE1	1:H:184:VAL:CG2	2.15	0.62
1:M:29:ALA:H	1:M:266:GLN:HE22	1.46	0.62
1:C:29:ALA:H	1:C:266:GLN:HE22	1.47	0.62
1:D:29:ALA:H	1:D:266:GLN:HE22	1.47	0.62
1:L:28:PRO:HG2	1:L:266:GLN:HE21	1.64	0.62
1:I:325:THR:O	1:I:329:THR:HG22	1.99	0.62
1:A:29:ALA:H	1:A:266:GLN:HE22	1.46	0.62
1:A:28:PRO:HG2	1:A:266:GLN:HE21	1.64	0.62
1:J:28:PRO:HG2	1:J:266:GLN:HE21	1.64	0.62
1:L:29:ALA:H	1:L:266:GLN:HE22	1.47	0.62
1:F:325:THR:O	1:F:329:THR:HG22	1.99	0.62
1:J:325:THR:O	1:J:329:THR:HG22	2.00	0.62
1:M:149:MET:O	1:M:151:GLU:N	2.33	0.62
1:J:29:ALA:H	1:J:266:GLN:HE22	1.47	0.62
1:C:149:MET:O	1:C:151:GLU:N	2.33	0.62
1:C:325:THR:O	1:C:329:THR:HG22	2.00	0.62
1:K:28:PRO:HG2	1:K:266:GLN:HE21	1.64	0.62
1:D:28:PRO:HG2	1:D:266:GLN:HE21	1.64	0.62
1:A:149:MET:O	1:A:151:GLU:N	2.33	0.62
1:D:149:MET:O	1:D:151:GLU:N	2.33	0.61
1:L:149:MET:O	1:L:151:GLU:N	2.33	0.61
1:H:29:ALA:H	1:H:266:GLN:HE22	1.46	0.61
1:C:28:PRO:HG2	1:C:266:GLN:HE21	1.64	0.61
1:L:325:THR:O	1:L:329:THR:HG22	1.99	0.61
1:A:325:THR:O	1:A:329:THR:HG22	1.99	0.61
1:I:28:PRO:HG2	1:I:266:GLN:HE21	1.64	0.61
1:K:325:THR:O	1:K:329:THR:HG22	2.00	0.61
1:M:28:PRO:HG2	1:M:266:GLN:HE21	1.64	0.61
1:I:172:GLU:HB3	1:I:173:PRO:CD	2.27	0.61
1:F:28:PRO:HG2	1:F:266:GLN:HE21	1.64	0.61
1:H:149:MET:O	1:H:151:GLU:N	2.33	0.61
1:K:149:MET:O	1:K:151:GLU:N	2.33	0.61
1:F:149:MET:O	1:F:151:GLU:N	2.33	0.61
1:D:325:THR:O	1:D:329:THR:HG22	2.00	0.61
1:J:149:MET:O	1:J:151:GLU:N	2.33	0.61
1:I:117:LEU:CB	1:I:118:PRO:HD3	2.17	0.60

Continued on next page...

Continued from previous page...

Atom-1	Atom-2	Interatomic distance (Å)	Clash overlap (Å)
1:I:149:MET:O	1:I:151:GLU:N	2.33	0.60
1:A:298:HIS:NE2	1:A:317:ARG:NH1	2.50	0.59
1:K:268:ILE:HD11	1:L:17:LYS:HG3	1.84	0.59
1:I:230:THR:HG21	1:I:298:HIS:CE1	2.38	0.59
1:K:230:THR:HG21	1:K:298:HIS:CE1	2.38	0.59
1:D:268:ILE:HD11	1:F:17:LYS:HG3	1.84	0.59
1:C:184:VAL:HG11	1:M:166:MET:HE2	1.85	0.59
1:D:298:HIS:NE2	1:D:317:ARG:NH1	2.51	0.59
1:L:230:THR:HG21	1:L:298:HIS:CE1	2.38	0.59
1:H:172:GLU:HB3	1:H:173:PRO:CD	2.28	0.59
1:I:17:LYS:HG3	1:J:268:ILE:HD11	1.85	0.59
1:F:298:HIS:NE2	1:F:317:ARG:NH1	2.50	0.58
1:M:298:HIS:NE2	1:M:317:ARG:NH1	2.51	0.58
1:I:268:ILE:HD11	1:K:17:LYS:HG3	1.84	0.58
1:F:230:THR:HG21	1:F:298:HIS:CE1	2.38	0.58
1:M:230:THR:HG21	1:M:298:HIS:CE1	2.38	0.58
1:J:230:THR:HG21	1:J:298:HIS:CE1	2.38	0.58
1:M:117:LEU:CB	1:M:118:PRO:HD3	2.17	0.58
1:H:298:HIS:NE2	1:H:317:ARG:NH1	2.51	0.58
1:C:298:HIS:NE2	1:C:317:ARG:NH1	2.51	0.58
1:C:17:LYS:HG3	1:M:268:ILE:HD11	1.85	0.58
1:D:230:THR:HG21	1:D:298:HIS:CE1	2.38	0.58
1:A:230:THR:HG21	1:A:298:HIS:CE1	2.37	0.58
1:A:268:ILE:HD11	1:D:17:LYS:HG3	1.84	0.58
1:A:17:LYS:HG3	1:C:268:ILE:HD11	1.85	0.58
1:C:230:THR:HG21	1:C:298:HIS:CE1	2.38	0.58
1:K:172:GLU:HB3	1:K:173:PRO:CD	2.28	0.58
1:L:268:ILE:HD11	1:M:17:LYS:HG3	1.85	0.58
1:I:298:HIS:NE2	1:I:317:ARG:NH1	2.50	0.58
1:A:184:VAL:HG11	1:C:166:MET:HE2	1.85	0.58
1:L:298:HIS:NE2	1:L:317:ARG:NH1	2.50	0.58
2:R:35:U:O2'	2:R:36:U:H5'	2.04	0.58
2:R:18:U:H5'	2:S:62:U:O2'	2.04	0.58
2:S:35:U:O2'	2:S:36:U:H5'	2.04	0.58
1:F:268:ILE:HD11	1:H:17:LYS:HG3	1.85	0.58
2:R:44:U:O2'	2:R:45:U:H5'	2.04	0.58
1:H:230:THR:HG21	1:H:298:HIS:CE1	2.38	0.57
1:J:298:HIS:NE2	1:J:317:ARG:NH1	2.51	0.57
1:H:106:ASP:O	1:H:107:LEU:HD22	2.04	0.57
1:C:172:GLU:HB3	1:C:173:PRO:CD	2.28	0.57
2:R:60:U:H6	2:R:60:U:H5'	1.70	0.57

Continued on next page...

Continued from previous page...

Atom-1	Atom-2	Interatomic distance (Å)	Clash overlap (Å)
1:K:298:HIS:NE2	1:K:317:ARG:NH1	2.51	0.57
1:C:317:ARG:H	1:C:317:ARG:CZ	2.18	0.57
1:J:317:ARG:H	1:J:317:ARG:CZ	2.18	0.57
2:S:53:U:O2'	2:S:54:U:H5'	2.04	0.57
1:L:104:ILE:HD11	1:L:198:VAL:HG22	1.87	0.57
1:H:38:ILE:HD11	1:H:107:LEU:HD12	1.87	0.57
1:M:104:ILE:HD11	1:M:198:VAL:HG22	1.87	0.57
2:R:53:U:O2'	2:R:54:U:H5'	2.04	0.57
2:R:42:U:H5'	2:R:42:U:H6	1.70	0.57
1:K:104:ILE:HD11	1:K:198:VAL:HG22	1.87	0.57
1:C:104:ILE:HD11	1:C:198:VAL:HG22	1.87	0.57
1:M:38:ILE:HD11	1:M:107:LEU:HD12	1.87	0.56
1:M:106:ASP:O	1:M:107:LEU:HD22	2.04	0.56
1:F:172:GLU:HB3	1:F:173:PRO:CD	2.28	0.56
1:J:104:ILE:HD11	1:J:198:VAL:HG22	1.87	0.56
1:F:104:ILE:HD11	1:F:198:VAL:HG22	1.87	0.56
1:H:104:ILE:HD11	1:H:198:VAL:HG22	1.87	0.56
1:L:233:HIS:CE1	1:L:312:ARG:HD2	2.40	0.56
1:F:38:ILE:HD11	1:F:107:LEU:HD12	1.87	0.56
1:D:117:LEU:CB	1:D:118:PRO:HD3	2.18	0.56
1:C:233:HIS:CE1	1:C:312:ARG:HD2	2.40	0.56
2:S:26:U:O2'	2:S:27:U:H5'	2.05	0.56
1:I:37:GLU:OE2	1:I:108:VAL:HG11	2.06	0.56
1:A:38:ILE:HD11	1:A:107:LEU:HD12	1.88	0.56
1:F:106:ASP:O	1:F:107:LEU:HD22	2.05	0.56
1:F:37:GLU:OE2	1:F:108:VAL:HG11	2.05	0.56
1:L:37:GLU:OE2	1:L:108:VAL:HG11	2.05	0.56
1:H:117:LEU:CB	1:H:118:PRO:HD3	2.17	0.56
2:S:44:U:O2'	2:S:45:U:H5'	2.04	0.56
2:S:42:U:H6	2:S:42:U:H5'	1.70	0.56
1:D:104:ILE:HD11	1:D:198:VAL:HG22	1.87	0.56
1:D:233:HIS:CE1	1:D:312:ARG:HD2	2.40	0.56
1:K:233:HIS:CE1	1:K:312:ARG:HD2	2.40	0.56
2:S:33:U:H6	2:S:33:U:H5'	1.70	0.56
2:S:60:U:H5'	2:S:60:U:H6	1.70	0.56
1:I:104:ILE:HD11	1:I:198:VAL:HG22	1.88	0.56
1:H:37:GLU:OE2	1:H:108:VAL:HG11	2.05	0.56
1:L:106:ASP:O	1:L:107:LEU:HD22	2.05	0.56
1:L:38:ILE:HD11	1:L:107:LEU:HD12	1.87	0.56
1:L:317:ARG:H	1:L:317:ARG:CZ	2.19	0.56
1:K:317:ARG:H	1:K:317:ARG:CZ	2.18	0.56

Continued on next page...

Continued from previous page...

Atom-1	Atom-2	Interatomic distance (Å)	Clash overlap (Å)
1:A:37:GLU:OE2	1:A:108:VAL:HG11	2.06	0.56
1:M:37:GLU:OE2	1:M:108:VAL:HG11	2.05	0.56
1:D:38:ILE:HD11	1:D:107:LEU:HD12	1.87	0.56
1:F:317:ARG:CZ	1:F:317:ARG:H	2.19	0.56
1:M:317:ARG:NE	2:S:58:U:H2'	2.06	0.56
1:A:104:ILE:HD11	1:A:198:VAL:HG22	1.88	0.56
2:R:24:U:H5'	2:R:24:U:H6	1.71	0.56
2:R:26:U:O2'	2:R:27:U:H5'	2.05	0.56
1:J:324:TYR:O	1:J:328:THR:HG22	2.06	0.56
2:S:24:U:H6	2:S:24:U:H5'	1.71	0.56
2:S:51:U:H5'	2:S:51:U:H6	1.71	0.56
1:K:106:ASP:O	1:K:107:LEU:HD22	2.05	0.56
1:D:106:ASP:O	1:D:107:LEU:HD22	2.05	0.56
1:H:317:ARG:CZ	1:H:317:ARG:H	2.18	0.56
1:H:233:HIS:CE1	1:H:312:ARG:HD2	2.41	0.56
1:M:233:HIS:CE1	1:M:312:ARG:HD2	2.41	0.56
1:K:38:ILE:HD11	1:K:107:LEU:HD12	1.87	0.56
1:I:38:ILE:HD11	1:I:107:LEU:HD12	1.88	0.56
1:J:106:ASP:O	1:J:107:LEU:HD22	2.05	0.56
1:A:317:ARG:CZ	1:A:317:ARG:H	2.19	0.56
1:F:233:HIS:CE1	1:F:312:ARG:HD2	2.40	0.56
1:J:233:HIS:CE1	1:J:312:ARG:HD2	2.40	0.56
1:A:233:HIS:CE1	1:A:312:ARG:HD2	2.41	0.56
1:D:37:GLU:OE2	1:D:108:VAL:HG11	2.06	0.56
1:F:118:PRO:O	1:F:119:ASP:HB2	2.06	0.56
1:H:317:ARG:NE	2:R:58:U:H2'	2.06	0.56
1:C:317:ARG:NE	2:R:22:U:H2'	2.06	0.55
1:M:317:ARG:CZ	1:M:317:ARG:H	2.18	0.55
1:M:172:GLU:HB3	1:M:173:PRO:CD	2.28	0.55
1:I:233:HIS:CE1	1:I:312:ARG:HD2	2.41	0.55
1:C:324:TYR:O	1:C:328:THR:HG22	2.06	0.55
1:D:317:ARG:H	1:D:317:ARG:CZ	2.18	0.55
1:K:253:GLU:H	1:K:253:GLU:CD	2.10	0.55
2:R:33:U:H5'	2:R:33:U:H6	1.70	0.55
1:M:118:PRO:O	1:M:119:ASP:HB2	2.06	0.55
1:I:317:ARG:CZ	1:I:317:ARG:H	2.19	0.55
1:K:37:GLU:OE2	1:K:108:VAL:HG11	2.06	0.55
1:C:37:GLU:OE2	1:C:108:VAL:HG11	2.06	0.55
1:L:317:ARG:NE	2:S:49:U:H2'	2.05	0.55
1:L:172:GLU:HB3	1:L:173:PRO:CD	2.28	0.55
2:R:51:U:H6	2:R:51:U:H5'	1.71	0.55

Continued on next page...

Continued from previous page...

Atom-1	Atom-2	Interatomic distance (Å)	Clash overlap (Å)
1:A:166:MET:HE2	1:D:184:VAL:HG11	1.89	0.55
1:J:106:ASP:O	1:J:107:LEU:CD2	2.55	0.55
1:L:118:PRO:O	1:L:119:ASP:HB2	2.06	0.55
1:H:118:PRO:O	1:H:119:ASP:HB2	2.06	0.55
1:K:106:ASP:O	1:K:107:LEU:CD2	2.54	0.55
1:J:37:GLU:OE2	1:J:108:VAL:HG11	2.06	0.55
1:I:106:ASP:O	1:I:107:LEU:CD2	2.55	0.55
1:F:324:TYR:O	1:F:328:THR:HG22	2.06	0.55
1:F:253:GLU:H	1:F:253:GLU:CD	2.10	0.55
1:C:184:VAL:HG11	1:M:166:MET:CE	2.37	0.55
1:F:166:MET:CE	1:H:184:VAL:HG11	2.37	0.55
1:C:106:ASP:O	1:C:107:LEU:HD22	2.05	0.55
1:I:324:TYR:O	1:I:328:THR:HG22	2.06	0.55
1:D:324:TYR:O	1:D:328:THR:HG22	2.06	0.55
1:L:253:GLU:CD	1:L:253:GLU:H	2.10	0.55
1:D:253:GLU:H	1:D:253:GLU:CD	2.10	0.55
1:L:166:MET:CE	1:M:184:VAL:HG11	2.37	0.55
1:C:38:ILE:HD11	1:C:107:LEU:HD12	1.88	0.55
1:L:106:ASP:O	1:L:107:LEU:CD2	2.55	0.55
1:D:118:PRO:O	1:D:119:ASP:HB2	2.06	0.55
1:A:324:TYR:O	1:A:328:THR:HG22	2.06	0.55
1:J:172:GLU:HB3	1:J:173:PRO:CD	2.28	0.54
1:H:324:TYR:O	1:H:328:THR:HG22	2.07	0.54
1:I:106:ASP:O	1:I:107:LEU:HD22	2.06	0.54
1:M:106:ASP:O	1:M:107:LEU:CD2	2.54	0.54
1:A:166:MET:CE	1:D:184:VAL:HG11	2.38	0.54
1:J:118:PRO:O	1:J:119:ASP:HB2	2.07	0.54
1:K:118:PRO:O	1:K:119:ASP:HB2	2.06	0.54
1:L:324:TYR:O	1:L:328:THR:HG22	2.06	0.54
1:A:184:VAL:HG11	1:C:166:MET:CE	2.38	0.54
1:H:106:ASP:O	1:H:107:LEU:CD2	2.54	0.54
1:A:106:ASP:O	1:A:107:LEU:HD22	2.06	0.54
1:D:172:GLU:HB3	1:D:173:PRO:CD	2.28	0.54
1:I:166:MET:CE	1:K:184:VAL:HG11	2.38	0.54
1:D:106:ASP:O	1:D:107:LEU:CD2	2.54	0.54
1:A:253:GLU:CD	1:A:253:GLU:H	2.10	0.54
1:C:253:GLU:H	1:C:253:GLU:CD	2.11	0.54
1:M:324:TYR:O	1:M:328:THR:HG22	2.07	0.54
1:I:118:PRO:O	1:I:119:ASP:HB2	2.07	0.54
1:F:106:ASP:O	1:F:107:LEU:CD2	2.55	0.54
1:F:226:ALA:O	1:F:230:THR:HG23	2.07	0.54

Continued on next page...

Continued from previous page...

Atom-1	Atom-2	Interatomic distance (Å)	Clash overlap (Å)
1:I:253:GLU:H	1:I:253:GLU:CD	2.10	0.54
1:J:253:GLU:H	1:J:253:GLU:CD	2.11	0.54
1:D:166:MET:CE	1:F:184:VAL:HG11	2.38	0.54
1:K:324:TYR:O	1:K:328:THR:HG22	2.06	0.54
1:M:253:GLU:CD	1:M:253:GLU:H	2.10	0.54
1:I:184:VAL:HG11	1:J:166:MET:CE	2.38	0.54
1:C:106:ASP:O	1:C:107:LEU:CD2	2.55	0.54
1:A:106:ASP:O	1:A:107:LEU:CD2	2.55	0.54
1:J:38:ILE:HD11	1:J:107:LEU:HD12	1.88	0.54
1:C:118:PRO:O	1:C:119:ASP:HB2	2.07	0.54
1:K:166:MET:CE	1:L:184:VAL:HG11	2.38	0.54
1:J:172:GLU:CB	1:J:173:PRO:HD3	2.32	0.54
1:H:253:GLU:H	1:H:253:GLU:CD	2.10	0.54
1:K:226:ALA:O	1:K:230:THR:HG23	2.08	0.54
1:J:317:ARG:H	1:J:317:ARG:NH1	2.06	0.53
1:D:166:MET:HE3	1:F:184:VAL:HG11	1.90	0.53
1:H:317:ARG:H	1:H:317:ARG:NH1	2.06	0.53
1:L:226:ALA:O	1:L:230:THR:HG23	2.07	0.53
1:C:226:ALA:O	1:C:230:THR:HG23	2.08	0.53
1:H:226:ALA:O	1:H:230:THR:HG23	2.08	0.53
1:C:317:ARG:H	1:C:317:ARG:NH1	2.06	0.53
1:A:66:ILE:HD13	1:A:185:TRP:CD1	2.44	0.53
1:K:66:ILE:HD13	1:K:185:TRP:CD1	2.44	0.53
1:L:166:MET:HE3	1:M:184:VAL:HG11	1.90	0.53
1:A:118:PRO:O	1:A:119:ASP:HB2	2.07	0.53
1:D:317:ARG:H	1:D:317:ARG:NH1	2.07	0.53
1:A:317:ARG:NH1	1:A:317:ARG:H	2.07	0.53
1:D:66:ILE:HD13	1:D:185:TRP:CD1	2.44	0.53
1:M:66:ILE:HD13	1:M:185:TRP:CD1	2.43	0.53
1:L:317:ARG:H	1:L:317:ARG:NH1	2.07	0.53
1:M:226:ALA:O	1:M:230:THR:HG23	2.08	0.53
1:I:317:ARG:NE	2:S:31:U:H2'	2.06	0.53
1:L:66:ILE:HD13	1:L:185:TRP:CD1	2.44	0.53
1:H:66:ILE:HD13	1:H:185:TRP:CD1	2.43	0.53
1:D:166:MET:HE1	1:F:184:VAL:CG2	2.19	0.53
1:M:317:ARG:NH1	1:M:317:ARG:H	2.06	0.53
1:J:270:LYS:HE3	1:J:273:SER:HB2	1.91	0.53
1:C:66:ILE:HD13	1:C:185:TRP:CD1	2.44	0.53
1:I:226:ALA:O	1:I:230:THR:HG23	2.09	0.53
1:F:317:ARG:NH1	1:F:317:ARG:H	2.07	0.52
1:D:226:ALA:O	1:D:230:THR:HG23	2.08	0.52

Continued on next page...

Continued from previous page...

Atom-1	Atom-2	Interatomic distance (Å)	Clash overlap (Å)
1:J:226:ALA:O	1:J:230:THR:HG23	2.08	0.52
1:C:270:LYS:HE3	1:C:273:SER:HB2	1.91	0.52
1:J:104:ILE:HD11	1:J:198:VAL:HA	1.92	0.52
1:I:66:ILE:HD13	1:I:185:TRP:CD1	2.44	0.52
1:A:226:ALA:O	1:A:230:THR:HG23	2.09	0.52
1:J:66:ILE:HD13	1:J:185:TRP:CD1	2.44	0.52
1:K:317:ARG:NH1	1:K:317:ARG:H	2.07	0.52
1:A:317:ARG:NE	2:R:31:U:H2'	2.06	0.52
1:I:317:ARG:NH1	1:I:317:ARG:H	2.07	0.52
1:D:104:ILE:HD11	1:D:198:VAL:HA	1.92	0.52
1:F:107:LEU:H	1:F:107:LEU:HD23	1.66	0.52
1:D:107:LEU:HD23	1:D:107:LEU:H	1.66	0.52
1:K:317:ARG:NE	2:S:40:U:H2'	2.06	0.52
1:L:104:ILE:HD11	1:L:198:VAL:HA	1.92	0.52
1:F:66:ILE:HD13	1:F:185:TRP:CD1	2.44	0.52
1:C:184:VAL:CG1	1:M:166:MET:HE2	2.39	0.52
1:A:172:GLU:HB3	1:A:173:PRO:CD	2.27	0.52
1:F:66:ILE:HD13	1:F:185:TRP:CG	2.45	0.52
1:L:270:LYS:HE3	1:L:273:SER:HB2	1.92	0.52
1:L:107:LEU:HD23	1:L:107:LEU:H	1.66	0.51
1:F:270:LYS:HE3	1:F:273:SER:HB2	1.92	0.51
1:K:66:ILE:HD13	1:K:185:TRP:CG	2.46	0.51
1:C:66:ILE:HD13	1:C:185:TRP:CG	2.45	0.51
1:D:270:LYS:HE3	1:D:273:SER:HB2	1.92	0.51
1:K:270:LYS:HE3	1:K:273:SER:HB2	1.92	0.51
1:M:104:ILE:HD11	1:M:198:VAL:HA	1.93	0.51
1:C:104:ILE:HD11	1:C:198:VAL:HA	1.92	0.51
1:F:104:ILE:HD11	1:F:198:VAL:HA	1.92	0.51
1:A:66:ILE:HD13	1:A:185:TRP:CG	2.45	0.51
1:D:66:ILE:HD13	1:D:185:TRP:CG	2.45	0.51
1:A:143:ARG:HH21	2:R:35:U:H5"	1.76	0.51
1:K:104:ILE:HD11	1:K:198:VAL:HA	1.92	0.51
1:L:66:ILE:HD13	1:L:185:TRP:CG	2.45	0.51
1:H:66:ILE:HD13	1:H:185:TRP:CG	2.46	0.51
1:K:107:LEU:HD23	1:K:107:LEU:H	1.66	0.51
1:I:270:LYS:HE3	1:I:273:SER:HB2	1.93	0.51
1:F:317:ARG:NE	2:R:49:U:H2'	2.05	0.51
1:J:66:ILE:HD13	1:J:185:TRP:CG	2.45	0.51
1:I:66:ILE:HD13	1:I:185:TRP:CG	2.46	0.51
1:A:270:LYS:HE3	1:A:273:SER:HB2	1.93	0.51
1:A:172:GLU:CB	1:A:173:PRO:HD3	2.31	0.51

Continued on next page...

Continued from previous page...

Atom-1	Atom-2	Interatomic distance (Å)	Clash overlap (Å)
1:M:66:ILE:HD13	1:M:185:TRP:CG	2.46	0.51
1:M:160:LEU:HD12	1:M:161:THR:HG23	1.93	0.51
1:K:166:MET:HE2	1:L:184:VAL:HG11	1.92	0.51
1:H:143:ARG:HH21	2:R:62:U:H5"	1.76	0.51
1:A:184:VAL:CG1	1:C:166:MET:HE2	2.40	0.51
1:M:270:LYS:HE3	1:M:273:SER:HB2	1.93	0.51
1:K:143:ARG:HH21	2:S:44:U:H5"	1.76	0.50
1:H:317:ARG:NH2	2:R:59:U:C5'	2.75	0.50
1:L:143:ARG:HH21	2:S:53:U:H5"	1.76	0.50
1:M:143:ARG:HH21	2:S:62:U:H5"	1.76	0.50
1:F:143:ARG:HH21	2:R:53:U:H5"	1.76	0.50
1:H:160:LEU:HD12	1:H:161:THR:HG23	1.93	0.50
1:C:107:LEU:HD23	1:C:107:LEU:H	1.68	0.50
1:M:107:LEU:H	1:M:107:LEU:HD23	1.67	0.50
1:H:104:ILE:HD11	1:H:198:VAL:HA	1.93	0.50
1:J:143:ARG:HH21	2:S:26:U:H5"	1.77	0.50
1:F:160:LEU:HD12	1:F:161:THR:HG23	1.94	0.50
1:H:270:LYS:HE3	1:H:273:SER:HB2	1.93	0.50
1:A:104:ILE:HD11	1:A:198:VAL:HA	1.93	0.50
1:L:160:LEU:HD12	1:L:161:THR:HG23	1.94	0.50
1:H:107:LEU:HD23	1:H:107:LEU:H	1.67	0.50
1:K:172:GLU:CB	1:K:173:PRO:HD3	2.32	0.50
1:I:143:ARG:HH21	2:S:35:U:H5"	1.76	0.50
1:J:160:LEU:HD12	1:J:161:THR:HG23	1.94	0.50
1:D:160:LEU:HD12	1:D:161:THR:HG23	1.94	0.50
1:A:166:MET:HE2	1:D:184:VAL:CG1	2.42	0.50
1:C:143:ARG:HH21	2:R:26:U:H5"	1.77	0.50
1:H:65:SER:HB2	1:H:117:LEU:HD11	1.94	0.49
1:I:104:ILE:HD11	1:I:198:VAL:HA	1.93	0.49
1:C:317:ARG:NH2	2:R:23:U:C5'	2.75	0.49
1:I:65:SER:HB2	1:I:117:LEU:HD11	1.94	0.49
1:M:65:SER:HB2	1:M:117:LEU:HD11	1.94	0.49
1:D:143:ARG:HH21	2:R:44:U:H5"	1.76	0.49
1:C:160:LEU:HD12	1:C:161:THR:HG23	1.94	0.49
1:I:166:MET:HE2	1:K:184:VAL:HG11	1.94	0.49
1:H:107:LEU:CD1	1:H:274:TYR:HE2	2.26	0.49
1:A:317:ARG:NH2	2:R:32:U:C5'	2.75	0.49
1:M:317:ARG:NH2	2:S:59:U:C5'	2.75	0.49
1:I:184:VAL:HG11	1:J:166:MET:HE2	1.94	0.49
1:J:107:LEU:CD1	1:J:274:TYR:HE2	2.26	0.49
1:M:107:LEU:CD1	1:M:274:TYR:HE2	2.26	0.49

Continued on next page...

Continued from previous page...

Atom-1	Atom-2	Interatomic distance (Å)	Clash overlap (Å)
1:F:317:ARG:NH2	2:R:50:U:C5'	2.75	0.49
1:A:38:ILE:O	1:A:38:ILE:HG13	2.13	0.49
1:A:65:SER:HB2	1:A:117:LEU:HD11	1.94	0.49
1:K:38:ILE:O	1:K:38:ILE:HG13	2.13	0.49
1:D:65:SER:HB2	1:D:117:LEU:HD11	1.94	0.49
1:C:107:LEU:CD1	1:C:274:TYR:HE2	2.25	0.49
1:C:38:ILE:O	1:C:38:ILE:HG13	2.13	0.49
1:I:38:ILE:O	1:I:38:ILE:HG13	2.13	0.49
1:M:38:ILE:HG13	1:M:38:ILE:O	2.13	0.49
1:D:107:LEU:CD1	1:D:274:TYR:HE2	2.26	0.49
1:K:65:SER:HB2	1:K:117:LEU:HD11	1.94	0.49
1:J:170:GLN:HB3	1:J:171:PHE:H	1.53	0.49
1:J:38:ILE:HG13	1:J:38:ILE:O	2.13	0.49
1:K:317:ARG:NH2	2:S:41:U:C5'	2.75	0.49
1:A:160:LEU:HD12	1:A:161:THR:HG23	1.94	0.49
1:D:38:ILE:O	1:D:38:ILE:HG13	2.13	0.48
1:I:317:ARG:NH2	2:S:32:U:C5'	2.75	0.48
1:I:107:LEU:CD1	1:I:274:TYR:HE2	2.26	0.48
1:A:107:LEU:CD1	1:A:274:TYR:HE2	2.27	0.48
1:J:107:LEU:HD23	1:J:107:LEU:H	1.68	0.48
1:K:160:LEU:HD12	1:K:161:THR:HG23	1.94	0.48
1:I:160:LEU:HD12	1:I:161:THR:HG23	1.94	0.48
1:H:38:ILE:HG13	1:H:38:ILE:O	2.13	0.48
1:I:107:LEU:H	1:I:107:LEU:HD23	1.68	0.48
1:L:107:LEU:CD1	1:L:274:TYR:HE2	2.27	0.48
1:D:317:ARG:NH2	2:R:41:U:C5'	2.75	0.48
1:L:65:SER:HB2	1:L:117:LEU:HD11	1.94	0.48
1:H:107:LEU:HD13	1:H:274:TYR:CZ	2.48	0.48
1:F:107:LEU:CD1	1:F:274:TYR:HE2	2.27	0.48
1:L:38:ILE:HG13	1:L:38:ILE:O	2.14	0.48
1:F:65:SER:HB2	1:F:117:LEU:HD11	1.94	0.48
1:L:317:ARG:NH2	2:S:50:U:C5'	2.75	0.48
1:J:317:ARG:NH2	2:S:23:U:C5'	2.75	0.48
1:K:107:LEU:CD1	1:K:274:TYR:HE2	2.26	0.48
1:M:107:LEU:HD13	1:M:274:TYR:CZ	2.48	0.48
1:L:317:ARG:HG2	1:L:317:ARG:O	2.14	0.48
1:A:107:LEU:H	1:A:107:LEU:HD23	1.68	0.48
1:J:65:SER:HB2	1:J:117:LEU:HD11	1.95	0.47
1:C:65:SER:HB2	1:C:117:LEU:HD11	1.95	0.47
1:H:149:MET:C	1:H:151:GLU:H	2.18	0.47
1:F:166:MET:HE3	1:H:184:VAL:HG11	1.95	0.47

Continued on next page...

Continued from previous page...

Atom-1	Atom-2	Interatomic distance (Å)	Clash overlap (Å)
1:D:107:LEU:HD13	1:D:274:TYR:CZ	2.49	0.47
1:H:409:GLU:OE2	1:H:409:GLU:N	2.48	0.47
1:M:41:TYR:HA	1:M:110:LEU:O	2.15	0.47
1:H:107:LEU:CD1	1:H:274:TYR:CE2	2.97	0.47
1:L:317:ARG:HH21	2:S:50:U:C5'	2.27	0.47
1:K:107:LEU:HD13	1:K:274:TYR:CZ	2.49	0.47
1:C:107:LEU:CD1	1:C:274:TYR:CE2	2.97	0.47
1:L:170:GLN:HB3	1:L:171:PHE:H	1.54	0.47
1:D:41:TYR:HA	1:D:110:LEU:O	2.15	0.47
1:C:107:LEU:HD13	1:C:274:TYR:CZ	2.49	0.47
1:M:107:LEU:CD1	1:M:274:TYR:CE2	2.97	0.47
1:F:38:ILE:HG13	1:F:38:ILE:O	2.14	0.47
1:F:317:ARG:HG2	1:F:317:ARG:O	2.14	0.47
1:C:317:ARG:HG2	1:C:317:ARG:O	2.15	0.47
1:C:199:ASP:OD1	1:C:214:ARG:HD2	2.15	0.47
1:L:409:GLU:N	1:L:409:GLU:OE2	2.48	0.47
1:F:409:GLU:N	1:F:409:GLU:OE2	2.48	0.47
1:C:41:TYR:HA	1:C:110:LEU:O	2.15	0.47
1:C:317:ARG:HH21	2:R:23:U:C5'	2.27	0.47
1:M:409:GLU:N	1:M:409:GLU:OE2	2.48	0.47
1:K:41:TYR:HA	1:K:110:LEU:O	2.15	0.47
1:J:107:LEU:CD1	1:J:274:TYR:CE2	2.97	0.47
1:J:107:LEU:HD13	1:J:274:TYR:CZ	2.49	0.47
1:K:317:ARG:O	1:K:317:ARG:HG2	2.15	0.47
1:H:199:ASP:OD1	1:H:214:ARG:HD2	2.15	0.47
1:K:409:GLU:OE2	1:K:409:GLU:N	2.48	0.47
1:L:41:TYR:HA	1:L:110:LEU:O	2.15	0.47
1:A:37:GLU:CG	1:A:108:VAL:HG21	2.45	0.47
1:D:107:LEU:CD1	1:D:274:TYR:CE2	2.97	0.47
1:L:107:LEU:HD13	1:L:274:TYR:CZ	2.49	0.47
1:M:317:ARG:O	1:M:317:ARG:HG2	2.15	0.47
1:H:66:ILE:O	1:H:70:ASN:ND2	2.48	0.47
1:I:409:GLU:OE2	1:I:409:GLU:N	2.48	0.47
1:C:409:GLU:OE2	1:C:409:GLU:N	2.48	0.47
1:F:41:TYR:HA	1:F:110:LEU:O	2.15	0.46
1:F:107:LEU:HD13	1:F:274:TYR:CZ	2.49	0.46
1:F:107:LEU:CD1	1:F:274:TYR:CE2	2.97	0.46
1:D:317:ARG:O	1:D:317:ARG:HG2	2.15	0.46
1:M:149:MET:C	1:M:151:GLU:H	2.18	0.46
1:A:170:GLN:HB3	1:A:171:PHE:H	1.54	0.46
1:H:133:TRP:HB3	1:H:167:ILE:HG21	1.97	0.46

Continued on next page...

Continued from previous page...

Atom-1	Atom-2	Interatomic distance (Å)	Clash overlap (Å)
1:H:41:TYR:HA	1:H:110:LEU:O	2.15	0.46
1:J:41:TYR:HA	1:J:110:LEU:O	2.15	0.46
1:H:107:LEU:HD13	1:H:274:TYR:HH	1.78	0.46
1:I:107:LEU:HD13	1:I:274:TYR:CZ	2.50	0.46
1:F:199:ASP:OD1	1:F:214:ARG:HD2	2.15	0.46
1:J:199:ASP:OD1	1:J:214:ARG:HD2	2.15	0.46
1:A:41:TYR:HA	1:A:110:LEU:O	2.15	0.46
1:A:107:LEU:CD1	1:A:274:TYR:CE2	2.98	0.46
1:A:107:LEU:HD13	1:A:274:TYR:CZ	2.50	0.46
1:I:317:ARG:HH21	2:S:32:U:C5'	2.28	0.46
1:D:172:GLU:CB	1:D:173:PRO:HD3	2.32	0.46
1:L:172:GLU:CB	1:L:173:PRO:HD3	2.32	0.46
1:M:199:ASP:OD1	1:M:214:ARG:HD2	2.15	0.46
1:L:149:MET:C	1:L:151:GLU:H	2.19	0.46
1:M:66:ILE:O	1:M:70:ASN:ND2	2.48	0.46
1:A:133:TRP:HB3	1:A:167:ILE:HG21	1.98	0.46
1:J:409:GLU:OE2	1:J:409:GLU:N	2.48	0.46
1:M:133:TRP:HB3	1:M:167:ILE:HG21	1.97	0.46
1:H:37:GLU:CG	1:H:108:VAL:HG21	2.46	0.46
1:D:37:GLU:CG	1:D:108:VAL:HG21	2.46	0.46
1:D:317:ARG:HH21	2:R:41:U:C5'	2.28	0.46
1:D:199:ASP:OD1	1:D:214:ARG:HD2	2.16	0.46
1:A:199:ASP:OD1	1:A:214:ARG:HD2	2.16	0.46
1:A:66:ILE:O	1:A:70:ASN:ND2	2.49	0.46
1:I:133:TRP:HB3	1:I:167:ILE:HG21	1.98	0.46
1:K:107:LEU:CD1	1:K:274:TYR:CE2	2.97	0.46
1:C:37:GLU:CG	1:C:108:VAL:HG21	2.45	0.46
1:K:149:MET:C	1:K:151:GLU:H	2.19	0.46
1:D:66:ILE:O	1:D:70:ASN:ND2	2.48	0.46
1:J:66:ILE:O	1:J:70:ASN:ND2	2.49	0.46
1:J:308:LEU:O	1:J:309:ARG:HB2	2.16	0.46
1:D:409:GLU:OE2	1:D:409:GLU:N	2.48	0.46
1:C:109:SER:C	1:C:110:LEU:HD23	2.25	0.46
1:K:37:GLU:CG	1:K:108:VAL:HG21	2.46	0.46
1:L:107:LEU:CD1	1:L:274:TYR:CE2	2.97	0.46
1:D:149:MET:C	1:D:151:GLU:H	2.19	0.46
1:K:308:LEU:O	1:K:309:ARG:HB2	2.16	0.46
1:J:133:TRP:HB3	1:J:167:ILE:HG21	1.98	0.46
1:F:133:TRP:HB3	1:F:167:ILE:HG21	1.98	0.46
1:M:37:GLU:CG	1:M:108:VAL:HG21	2.46	0.46
1:J:317:ARG:HG2	1:J:317:ARG:O	2.15	0.46

Continued on next page...

Continued from previous page...

Atom-1	Atom-2	Interatomic distance (Å)	Clash overlap (Å)
1:I:199:ASP:OD1	1:I:214:ARG:HD2	2.16	0.46
1:K:133:TRP:HB3	1:K:167:ILE:HG21	1.98	0.46
1:D:133:TRP:HB3	1:D:167:ILE:HG21	1.98	0.46
1:K:166:MET:HE2	1:L:184:VAL:CG1	2.45	0.46
1:I:107:LEU:CD1	1:I:274:TYR:CE2	2.98	0.46
1:J:37:GLU:CG	1:J:108:VAL:HG21	2.45	0.46
1:D:107:LEU:HD13	1:D:274:TYR:HH	1.79	0.46
1:A:149:MET:C	1:A:151:GLU:H	2.20	0.46
1:F:149:MET:C	1:F:151:GLU:H	2.19	0.46
1:K:66:ILE:O	1:K:70:ASN:ND2	2.48	0.46
1:C:133:TRP:HB3	1:C:167:ILE:HG21	1.98	0.46
1:I:37:GLU:CG	1:I:108:VAL:HG21	2.45	0.46
1:A:317:ARG:HG2	1:A:317:ARG:O	2.16	0.46
1:L:66:ILE:O	1:L:70:ASN:ND2	2.49	0.46
1:I:66:ILE:O	1:I:70:ASN:ND2	2.49	0.46
1:L:133:TRP:HB3	1:L:167:ILE:HG21	1.98	0.46
1:H:308:LEU:O	1:H:309:ARG:HB2	2.16	0.46
1:J:149:MET:C	1:J:151:GLU:H	2.19	0.46
1:M:308:LEU:O	1:M:309:ARG:HB2	2.16	0.46
1:D:308:LEU:O	1:D:309:ARG:HB2	2.16	0.46
1:I:166:MET:HE2	1:K:184:VAL:CG1	2.46	0.45
1:I:317:ARG:HG2	1:I:317:ARG:O	2.16	0.45
1:J:317:ARG:HH21	2:S:23:U:C5'	2.27	0.45
1:H:170:GLN:HB3	1:H:171:PHE:H	1.54	0.45
1:F:308:LEU:O	1:F:309:ARG:HB2	2.16	0.45
1:A:409:GLU:OE2	1:A:409:GLU:N	2.48	0.45
1:I:41:TYR:HA	1:I:110:LEU:O	2.15	0.45
1:J:317:ARG:NE	2:S:22:U:H2'	2.06	0.45
1:C:149:MET:C	1:C:151:GLU:H	2.19	0.45
1:F:66:ILE:O	1:F:70:ASN:ND2	2.49	0.45
1:A:107:LEU:HD13	1:A:274:TYR:HH	1.80	0.45
1:L:199:ASP:OD1	1:L:214:ARG:HD2	2.15	0.45
1:C:66:ILE:O	1:C:70:ASN:ND2	2.49	0.45
1:M:107:LEU:HD13	1:M:274:TYR:HH	1.80	0.45
1:K:199:ASP:OD1	1:K:214:ARG:HD2	2.16	0.45
1:M:253:GLU:CD	1:M:253:GLU:N	2.70	0.45
1:I:72:TYR:CE1	1:I:134:LEU:HD12	2.52	0.45
1:C:72:TYR:CE1	1:C:134:LEU:HD12	2.52	0.45
1:C:308:LEU:O	1:C:309:ARG:HB2	2.16	0.45
1:M:72:TYR:CE1	1:M:134:LEU:HD12	2.52	0.45
1:I:184:VAL:CG1	1:J:166:MET:HE2	2.46	0.45

Continued on next page...

Continued from previous page...

Atom-1	Atom-2	Interatomic distance (Å)	Clash overlap (Å)
1:H:317:ARG:O	1:H:317:ARG:HG2	2.15	0.45
1:A:253:GLU:CD	1:A:253:GLU:N	2.70	0.45
1:I:128:SER:O	1:I:130:ASP:N	2.50	0.45
1:A:308:LEU:O	1:A:309:ARG:HB2	2.16	0.45
1:D:128:SER:O	1:D:130:ASP:N	2.50	0.45
1:I:215:TYR:N	1:I:215:TYR:CD2	2.85	0.45
1:M:128:SER:O	1:M:130:ASP:N	2.50	0.45
1:F:37:GLU:CG	1:F:108:VAL:HG21	2.46	0.45
1:D:253:GLU:N	1:D:253:GLU:CD	2.70	0.45
1:L:109:SER:C	1:L:110:LEU:HD23	2.24	0.45
1:K:72:TYR:CE1	1:K:134:LEU:HD12	2.52	0.45
1:K:128:SER:O	1:K:130:ASP:N	2.50	0.45
1:L:308:LEU:O	1:L:309:ARG:HB2	2.16	0.45
1:D:109:SER:C	1:D:110:LEU:HD23	2.24	0.45
1:M:38:ILE:H	1:M:108:VAL:HG23	1.82	0.45
1:I:149:MET:C	1:I:151:GLU:H	2.20	0.45
1:H:253:GLU:CD	1:H:253:GLU:N	2.70	0.45
1:J:72:TYR:CE1	1:J:134:LEU:HD12	2.52	0.45
1:C:332:LEU:HD21	1:C:397:ALA:HB2	1.99	0.45
1:K:107:LEU:HD13	1:K:274:TYR:HH	1.79	0.45
1:K:253:GLU:N	1:K:253:GLU:CD	2.70	0.45
1:D:72:TYR:CE1	1:D:134:LEU:HD12	2.52	0.45
1:F:128:SER:O	1:F:130:ASP:N	2.50	0.45
1:L:152:TYR:HD1	1:L:153:ARG:H	1.64	0.45
1:F:152:TYR:HD1	1:F:153:ARG:H	1.64	0.45
1:H:128:SER:O	1:H:130:ASP:N	2.50	0.45
1:D:317:ARG:NE	2:R:40:U:H2'	2.06	0.45
1:M:317:ARG:HH21	2:S:59:U:C5'	2.27	0.45
1:C:66:ILE:HD11	1:C:191:TYR:HB2	1.99	0.45
1:A:128:SER:O	1:A:130:ASP:N	2.50	0.45
1:I:38:ILE:H	1:I:108:VAL:HG23	1.83	0.44
1:L:37:GLU:CG	1:L:108:VAL:HG21	2.46	0.44
1:K:317:ARG:HH21	2:S:41:U:C5'	2.28	0.44
1:J:66:ILE:HD11	1:J:191:TYR:HB2	1.99	0.44
1:J:81:ARG:HD3	1:J:208:HIS:CE1	2.52	0.44
1:M:215:TYR:N	1:M:215:TYR:CD2	2.85	0.44
1:H:123:ASP:C	1:H:125:SER:H	2.21	0.44
1:H:72:TYR:CE1	1:H:134:LEU:HD12	2.52	0.44
1:I:253:GLU:N	1:I:253:GLU:CD	2.70	0.44
1:L:81:ARG:HD3	1:L:208:HIS:HE2	1.82	0.44
1:J:152:TYR:HD1	1:J:153:ARG:N	2.16	0.44

Continued on next page...

Continued from previous page...

Atom-1	Atom-2	Interatomic distance (Å)	Clash overlap (Å)
1:F:72:TYR:CE1	1:F:134:LEU:HD12	2.52	0.44
1:L:332:LEU:HD21	1:L:397:ALA:HB2	1.99	0.44
1:C:81:ARG:HD3	1:C:208:HIS:HE2	1.82	0.44
1:A:66:ILE:HD11	1:A:191:TYR:HB2	2.00	0.44
1:F:287:SER:HA	1:F:288:PRO:HD3	1.88	0.44
1:K:215:TYR:CD2	1:K:215:TYR:N	2.86	0.44
1:A:72:TYR:CE1	1:A:134:LEU:HD12	2.52	0.44
1:L:253:GLU:CD	1:L:253:GLU:N	2.71	0.44
1:C:253:GLU:N	1:C:253:GLU:CD	2.71	0.44
1:J:81:ARG:HD3	1:J:208:HIS:HE2	1.82	0.44
1:C:81:ARG:HD3	1:C:208:HIS:CE1	2.52	0.44
1:C:128:SER:O	1:C:130:ASP:N	2.50	0.44
1:D:81:ARG:HD3	1:D:208:HIS:HE2	1.83	0.44
1:J:123:ASP:C	1:J:125:SER:H	2.20	0.44
1:L:128:SER:O	1:L:130:ASP:N	2.50	0.44
1:H:287:SER:HA	1:H:288:PRO:HD3	1.89	0.44
1:F:123:ASP:C	1:F:125:SER:H	2.21	0.44
1:L:215:TYR:N	1:L:215:TYR:CD2	2.86	0.44
1:J:109:SER:C	1:J:110:LEU:HD23	2.25	0.44
1:F:253:GLU:N	1:F:253:GLU:CD	2.71	0.44
1:I:128:SER:O	1:I:129:ALA:C	2.56	0.44
1:L:152:TYR:HD1	1:L:153:ARG:N	2.16	0.44
1:I:308:LEU:O	1:I:309:ARG:HB2	2.16	0.44
1:A:215:TYR:CD2	1:A:215:TYR:N	2.85	0.44
1:D:38:ILE:H	1:D:108:VAL:HG23	1.83	0.44
1:D:128:SER:C	1:D:130:ASP:N	2.70	0.44
1:D:128:SER:O	1:D:129:ALA:C	2.56	0.44
1:K:128:SER:O	1:K:129:ALA:C	2.56	0.44
1:F:128:SER:C	1:F:130:ASP:N	2.69	0.44
1:J:128:SER:C	1:J:130:ASP:N	2.70	0.44
1:J:128:SER:O	1:J:130:ASP:N	2.50	0.44
1:M:332:LEU:HD21	1:M:397:ALA:HB2	2.00	0.44
1:H:215:TYR:CD2	1:H:215:TYR:N	2.85	0.44
1:J:287:SER:HA	1:J:288:PRO:HD3	1.87	0.44
1:F:38:ILE:H	1:F:108:VAL:HG23	1.83	0.44
1:I:66:ILE:HD11	1:I:191:TYR:HB2	2.00	0.44
1:H:128:SER:O	1:H:129:ALA:C	2.56	0.44
1:A:128:SER:O	1:A:129:ALA:C	2.56	0.44
1:L:128:SER:C	1:L:130:ASP:N	2.69	0.44
1:C:123:ASP:C	1:C:125:SER:H	2.21	0.44
1:C:287:SER:HA	1:C:288:PRO:HD3	1.87	0.44

Continued on next page...

Continued from previous page...

Atom-1	Atom-2	Interatomic distance (Å)	Clash overlap (Å)
1:K:81:ARG:HD3	1:K:208:HIS:HE2	1.83	0.44
1:C:152:TYR:HD1	1:C:153:ARG:H	1.65	0.44
1:F:81:ARG:HD3	1:F:208:HIS:CE1	2.52	0.44
1:K:332:LEU:HD21	1:K:397:ALA:HB2	1.99	0.44
1:I:81:ARG:HD3	1:I:208:HIS:CE1	2.53	0.44
1:K:81:ARG:HD3	1:K:208:HIS:CE1	2.53	0.44
1:F:81:ARG:HD3	1:F:208:HIS:HE2	1.82	0.44
1:J:215:TYR:CD2	1:J:215:TYR:N	2.86	0.44
1:L:66:ILE:HD11	1:L:191:TYR:HB2	1.99	0.44
1:F:128:SER:O	1:F:129:ALA:C	2.56	0.44
1:F:152:TYR:HD1	1:F:153:ARG:N	2.16	0.44
1:C:128:SER:C	1:C:130:ASP:N	2.70	0.44
1:H:152:TYR:HD1	1:H:153:ARG:H	1.65	0.44
1:L:72:TYR:CE1	1:L:134:LEU:HD12	2.52	0.44
1:K:152:TYR:HD1	1:K:153:ARG:N	2.16	0.44
1:H:38:ILE:H	1:H:108:VAL:HG23	1.82	0.43
1:K:38:ILE:H	1:K:108:VAL:HG23	1.83	0.43
2:R:29:U:O2'	2:R:30:U:OP1	2.34	0.43
1:D:66:ILE:HD11	1:D:191:TYR:HB2	2.00	0.43
1:I:128:SER:C	1:I:130:ASP:N	2.69	0.43
1:L:81:ARG:HD3	1:L:208:HIS:CE1	2.52	0.43
1:J:152:TYR:HD1	1:J:153:ARG:H	1.65	0.43
1:D:81:ARG:HD3	1:D:208:HIS:CE1	2.53	0.43
1:C:152:TYR:HD1	1:C:153:ARG:N	2.16	0.43
1:H:332:LEU:HD21	1:H:397:ALA:HB2	2.00	0.43
1:D:123:ASP:C	1:D:125:SER:H	2.21	0.43
1:D:287:SER:HA	1:D:288:PRO:HD3	1.89	0.43
1:K:128:SER:C	1:K:130:ASP:N	2.70	0.43
1:C:215:TYR:N	1:C:215:TYR:CD2	2.86	0.43
1:F:66:ILE:HD11	1:F:191:TYR:HB2	1.99	0.43
1:M:128:SER:O	1:M:129:ALA:C	2.56	0.43
1:A:128:SER:C	1:A:130:ASP:N	2.69	0.43
1:L:128:SER:O	1:L:129:ALA:C	2.56	0.43
1:I:81:ARG:HD3	1:I:208:HIS:HE2	1.83	0.43
1:A:152:TYR:HD1	1:A:153:ARG:H	1.66	0.43
1:D:332:LEU:HD21	1:D:397:ALA:HB2	1.99	0.43
1:D:152:TYR:HD1	1:D:153:ARG:N	2.16	0.43
1:F:332:LEU:HD21	1:F:397:ALA:HB2	1.99	0.43
1:M:128:SER:C	1:M:130:ASP:N	2.70	0.43
1:J:128:SER:O	1:J:129:ALA:C	2.56	0.43
1:I:287:SER:HA	1:I:288:PRO:HD3	1.90	0.43

Continued on next page...

Continued from previous page...

Atom-1	Atom-2	Interatomic distance (Å)	Clash overlap (Å)
1:M:81:ARG:HD3	1:M:208:HIS:CE1	2.53	0.43
1:H:109:SER:C	1:H:110:LEU:HD23	2.24	0.43
1:C:38:ILE:HA	1:C:39:PRO:HD3	1.86	0.43
1:J:253:GLU:N	1:J:253:GLU:CD	2.71	0.43
1:M:66:ILE:HD11	1:M:191:TYR:HB2	2.01	0.43
1:I:152:TYR:HD1	1:I:153:ARG:N	2.17	0.43
1:K:123:ASP:C	1:K:125:SER:H	2.21	0.43
1:A:332:LEU:HD21	1:A:397:ALA:HB2	2.00	0.43
1:H:38:ILE:HA	1:H:39:PRO:HD3	1.87	0.43
1:C:38:ILE:H	1:C:108:VAL:HG23	1.84	0.43
1:K:66:ILE:HD11	1:K:191:TYR:HB2	2.00	0.43
1:A:287:SER:HA	1:A:288:PRO:HD3	1.90	0.43
1:A:81:ARG:HD3	1:A:208:HIS:CE1	2.53	0.43
1:A:81:ARG:HD3	1:A:208:HIS:HE2	1.83	0.43
1:M:123:ASP:C	1:M:125:SER:H	2.21	0.43
1:F:215:TYR:N	1:F:215:TYR:CD2	2.86	0.43
1:H:81:ARG:HD3	1:H:208:HIS:HE2	1.84	0.43
1:F:166:MET:HE2	1:H:184:VAL:HG11	2.00	0.43
1:H:66:ILE:HD11	1:H:191:TYR:HB2	2.01	0.43
1:H:81:ARG:HD3	1:H:208:HIS:CE1	2.53	0.43
1:J:332:LEU:HD21	1:J:397:ALA:HB2	1.99	0.43
1:I:263:LEU:HA	1:I:264:PRO:HD3	1.81	0.43
1:I:38:ILE:HA	1:I:39:PRO:HD3	1.87	0.43
1:C:128:SER:O	1:C:129:ALA:C	2.56	0.43
1:A:123:ASP:C	1:A:125:SER:H	2.21	0.43
1:I:170:GLN:HB3	1:I:171:PHE:H	1.54	0.43
1:L:38:ILE:H	1:L:108:VAL:HG23	1.83	0.43
1:L:81:ARG:HD3	1:L:208:HIS:NE2	2.34	0.43
1:J:38:ILE:H	1:J:108:VAL:HG23	1.84	0.43
1:F:28:PRO:HG2	1:F:266:GLN:NE2	2.33	0.43
1:K:152:TYR:HD1	1:K:153:ARG:H	1.65	0.43
1:D:152:TYR:HD1	1:D:153:ARG:H	1.65	0.43
1:J:313:ALA:O	1:J:314:ARG:C	2.57	0.43
1:F:370:PRO:HD3	1:F:381:TRP:CG	2.54	0.43
1:D:215:TYR:N	1:D:215:TYR:CD2	2.86	0.43
1:M:152:TYR:HD1	1:M:153:ARG:N	2.17	0.43
1:K:109:SER:C	1:K:110:LEU:HD23	2.24	0.42
1:M:81:ARG:HD3	1:M:208:HIS:HE2	1.84	0.42
1:L:370:PRO:HD3	1:L:381:TRP:CG	2.54	0.42
1:L:123:ASP:C	1:L:125:SER:H	2.21	0.42
1:A:38:ILE:H	1:A:108:VAL:HG23	1.82	0.42

Continued on next page...

Continued from previous page...

Atom-1	Atom-2	Interatomic distance (Å)	Clash overlap (Å)
1:F:317:ARG:HH21	2:R:50:U:C5'	2.27	0.42
1:J:81:ARG:HD3	1:J:208:HIS:NE2	2.34	0.42
1:D:81:ARG:HD3	1:D:208:HIS:NE2	2.35	0.42
1:I:332:LEU:HD21	1:I:397:ALA:HB2	2.00	0.42
1:J:263:LEU:HA	1:J:264:PRO:HD3	1.82	0.42
1:K:263:LEU:HA	1:K:264:PRO:HD3	1.81	0.42
2:R:56:U:C2'	2:R:57:U:OP1	2.67	0.42
1:M:172:GLU:CB	1:M:173:PRO:HD3	2.32	0.42
1:C:28:PRO:HG2	1:C:266:GLN:NE2	2.33	0.42
1:F:81:ARG:HD3	1:F:208:HIS:NE2	2.34	0.42
1:A:317:ARG:HH21	2:R:32:U:C5'	2.28	0.42
1:A:152:TYR:HD1	1:A:153:ARG:N	2.17	0.42
1:M:152:TYR:HD1	1:M:153:ARG:H	1.65	0.42
1:K:370:PRO:HD3	1:K:381:TRP:CG	2.55	0.42
1:I:109:SER:C	1:I:110:LEU:HD23	2.24	0.42
2:R:50:U:H2'	2:R:52:U:H5"	2.01	0.42
2:R:29:U:C2'	2:R:30:U:OP1	2.68	0.42
1:H:152:TYR:HD1	1:H:153:ARG:N	2.17	0.42
1:I:123:ASP:C	1:I:125:SER:H	2.22	0.42
1:A:370:PRO:HD3	1:A:381:TRP:CG	2.55	0.42
1:K:313:ALA:O	1:K:314:ARG:C	2.58	0.42
1:F:172:GLU:CB	1:F:173:PRO:HD3	2.32	0.42
1:D:370:PRO:HD3	1:D:381:TRP:CG	2.55	0.42
2:S:56:U:C2'	2:S:57:U:OP1	2.67	0.42
1:H:128:SER:C	1:H:130:ASP:N	2.71	0.42
1:I:313:ALA:O	1:I:314:ARG:C	2.58	0.42
1:I:370:PRO:HD3	1:I:381:TRP:CG	2.55	0.42
1:C:81:ARG:HD3	1:C:208:HIS:NE2	2.34	0.42
1:I:81:ARG:HD3	1:I:208:HIS:NE2	2.35	0.42
1:I:152:TYR:HD1	1:I:153:ARG:H	1.66	0.42
1:L:287:SER:HA	1:L:288:PRO:HD3	1.88	0.42
1:C:370:PRO:HD3	1:C:381:TRP:CG	2.55	0.42
1:F:109:SER:C	1:F:110:LEU:HD23	2.24	0.42
2:S:47:U:C2'	2:S:48:U:OP1	2.68	0.42
1:M:287:SER:HA	1:M:288:PRO:HD3	1.89	0.42
1:J:370:PRO:HD3	1:J:381:TRP:CG	2.55	0.42
1:H:313:ALA:O	1:H:314:ARG:C	2.59	0.42
2:R:47:U:C2'	2:R:48:U:OP1	2.68	0.41
2:S:59:U:H2'	2:S:61:U:H5"	2.02	0.41
2:S:29:U:C2'	2:S:30:U:OP1	2.68	0.41
1:L:152:TYR:CD1	1:L:153:ARG:N	2.89	0.41

Continued on next page...

Continued from previous page...

Atom-1	Atom-2	Interatomic distance (Å)	Clash overlap (Å)
1:M:81:ARG:HD3	1:M:208:HIS:NE2	2.35	0.41
1:C:313:ALA:O	1:C:314:ARG:C	2.57	0.41
1:M:263:LEU:HA	1:M:264:PRO:HD3	1.80	0.41
1:L:313:ALA:O	1:L:314:ARG:C	2.59	0.41
1:F:313:ALA:O	1:F:314:ARG:C	2.59	0.41
1:J:81:ARG:HB3	1:J:208:HIS:HE2	1.85	0.41
1:C:81:ARG:HB3	1:C:208:HIS:HE2	1.85	0.41
1:A:81:ARG:HD3	1:A:208:HIS:NE2	2.35	0.41
1:D:313:ALA:O	1:D:314:ARG:C	2.58	0.41
1:H:370:PRO:HD3	1:H:381:TRP:CG	2.56	0.41
2:R:38:U:C2'	2:R:39:U:OP1	2.68	0.41
2:S:41:U:H2'	2:S:43:U:H5"	2.02	0.41
1:K:81:ARG:HD3	1:K:208:HIS:NE2	2.35	0.41
1:M:170:GLN:HB3	1:M:171:PHE:H	1.54	0.41
1:F:40:LEU:HD13	1:F:42:ILE:HD11	2.02	0.41
1:I:184:VAL:HG11	1:J:166:MET:HE3	2.02	0.41
1:J:152:TYR:CD1	1:J:153:ARG:N	2.88	0.41
1:H:323:GLU:H	1:H:323:GLU:HG3	1.70	0.41
2:R:20:U:C2'	2:R:21:U:OP1	2.68	0.41
2:S:32:U:H2'	2:S:34:U:H5"	2.02	0.41
1:C:152:TYR:CD1	1:C:153:ARG:N	2.88	0.41
1:H:81:ARG:HD3	1:H:208:HIS:NE2	2.35	0.41
1:L:40:LEU:HD13	1:L:42:ILE:HD11	2.03	0.41
1:H:40:LEU:HD13	1:H:42:ILE:HD11	2.02	0.41
2:R:59:U:H2'	2:R:61:U:H5"	2.02	0.41
1:D:81:ARG:HB3	1:D:208:HIS:HE2	1.86	0.41
1:K:152:TYR:CD1	1:K:153:ARG:N	2.89	0.41
2:S:50:U:H2'	2:S:52:U:H5"	2.01	0.41
2:S:20:U:C2'	2:S:21:U:OP1	2.68	0.41
1:K:287:SER:HA	1:K:288:PRO:HD3	1.89	0.41
1:L:144:VAL:HG11	1:L:156:LEU:HG	2.03	0.41
1:M:313:ALA:O	1:M:314:ARG:C	2.59	0.41
2:S:38:U:C2'	2:S:39:U:OP1	2.68	0.41
1:I:166:MET:HE3	1:K:184:VAL:HG11	2.02	0.41
1:A:38:ILE:HA	1:A:39:PRO:HD3	1.87	0.41
1:M:28:PRO:HG2	1:M:266:GLN:NE2	2.33	0.41
1:J:28:PRO:HG2	1:J:266:GLN:NE2	2.33	0.41
1:L:81:ARG:HB3	1:L:208:HIS:HE2	1.86	0.41
1:I:306:LEU:HD22	1:I:412:ILE:HD12	2.03	0.41
1:M:370:PRO:HD3	1:M:381:TRP:CG	2.56	0.41
1:M:40:LEU:HD13	1:M:42:ILE:HD11	2.02	0.41

Continued on next page...

Continued from previous page...

Atom-1	Atom-2	Interatomic distance (Å)	Clash overlap (Å)
1:C:22:GLU:HB3	1:M:206:LYS:NZ	2.36	0.41
1:J:40:LEU:HD13	1:J:42:ILE:HD11	2.03	0.41
1:L:263:LEU:HA	1:L:264:PRO:HD3	1.81	0.41
1:A:40:LEU:HD13	1:A:42:ILE:HD11	2.03	0.41
1:A:313:ALA:O	1:A:314:ARG:C	2.58	0.41
2:R:32:U:H2'	2:R:34:U:H5''	2.02	0.41
1:K:81:ARG:HB3	1:K:208:HIS:HE2	1.86	0.41
1:I:40:LEU:HD13	1:I:42:ILE:HD11	2.03	0.41
2:R:41:U:H2'	2:R:43:U:H5''	2.02	0.40
2:S:23:U:H2'	2:S:25:U:H5''	2.02	0.40
1:I:28:PRO:HG2	1:I:266:GLN:NE2	2.33	0.40
1:H:81:ARG:HB3	1:H:208:HIS:HE2	1.86	0.40
1:C:40:LEU:HD13	1:C:42:ILE:HD11	2.03	0.40
1:H:356:THR:N	1:H:357:PRO:HD3	2.37	0.40
1:C:356:THR:N	1:C:357:PRO:HD3	2.36	0.40
1:F:166:MET:HE2	1:H:184:VAL:CG1	2.51	0.40
1:H:317:ARG:HH21	2:R:59:U:C5'	2.27	0.40
1:M:152:TYR:CD1	1:M:153:ARG:N	2.89	0.40
1:D:206:LYS:NZ	1:F:22:GLU:HB3	2.37	0.40
1:M:356:THR:N	1:M:357:PRO:HD3	2.37	0.40
1:A:22:GLU:HB3	1:C:206:LYS:NZ	2.36	0.40
1:K:166:MET:CE	1:L:184:VAL:CB	2.99	0.40
1:I:118:PRO:O	1:I:119:ASP:CB	2.69	0.40
1:I:152:TYR:CD1	1:I:153:ARG:N	2.90	0.40
1:A:206:LYS:NZ	1:D:22:GLU:HB3	2.37	0.40
1:C:323:GLU:H	1:C:323:GLU:HG3	1.71	0.40
1:M:109:SER:C	1:M:110:LEU:HD23	2.24	0.40
1:H:152:TYR:CD1	1:H:153:ARG:N	2.89	0.40
1:C:250:LEU:HD22	1:C:379:LEU:HD21	2.02	0.40
1:F:206:LYS:NZ	1:H:22:GLU:HB3	2.37	0.40
1:K:144:VAL:HG11	1:K:156:LEU:HG	2.03	0.40
1:D:170:GLN:HB3	1:D:171:PHE:H	1.54	0.40
1:D:28:PRO:HG2	1:D:266:GLN:NE2	2.34	0.40
1:F:81:ARG:HB3	1:F:208:HIS:HE2	1.86	0.40
1:A:356:THR:N	1:A:357:PRO:HD3	2.36	0.40
1:F:144:VAL:HG11	1:F:156:LEU:HG	2.03	0.40
1:J:250:LEU:HD22	1:J:379:LEU:HD21	2.02	0.40

There are no symmetry-related clashes.

5.3 Torsion angles

5.3.1 Protein backbone

In the following table, the Percentiles column shows the percent Ramachandran outliers of the chain as a percentile score with respect to all PDB entries followed by that with respect to all EM entries.

The Analysed column shows the number of residues for which the backbone conformation was analysed, and the total number of residues.

Mol	Chain	Analysed	Favoured	Allowed	Outliers	Percentiles	
1	A	410/422 (97%)	341 (83%)	45 (11%)	24 (6%)	2	27
1	C	410/422 (97%)	341 (83%)	45 (11%)	24 (6%)	2	27
1	D	410/422 (97%)	341 (83%)	45 (11%)	24 (6%)	2	27
1	F	410/422 (97%)	341 (83%)	45 (11%)	24 (6%)	2	27
1	H	410/422 (97%)	340 (83%)	46 (11%)	24 (6%)	2	27
1	I	410/422 (97%)	341 (83%)	45 (11%)	24 (6%)	2	27
1	J	410/422 (97%)	341 (83%)	45 (11%)	24 (6%)	2	27
1	K	410/422 (97%)	341 (83%)	45 (11%)	24 (6%)	2	27
1	L	410/422 (97%)	341 (83%)	45 (11%)	24 (6%)	2	27
1	M	410/422 (97%)	340 (83%)	46 (11%)	24 (6%)	2	27
All	All	4100/4220 (97%)	3408 (83%)	452 (11%)	240 (6%)	4	27

All (240) Ramachandran outliers are listed below:

Mol	Chain	Res	Type
1	A	24	PRO
1	A	98	ALA
1	A	128	SER
1	A	150	PRO
1	A	168	ASN
1	C	24	PRO
1	C	98	ALA
1	C	117	LEU
1	C	128	SER
1	C	150	PRO
1	C	168	ASN
1	D	24	PRO
1	D	98	ALA
1	D	117	LEU

Continued on next page...

Continued from previous page...

Mol	Chain	Res	Type
1	D	122	SER
1	D	128	SER
1	D	150	PRO
1	D	168	ASN
1	F	24	PRO
1	F	98	ALA
1	F	128	SER
1	F	150	PRO
1	F	168	ASN
1	H	24	PRO
1	H	98	ALA
1	H	122	SER
1	H	128	SER
1	H	150	PRO
1	H	168	ASN
1	I	24	PRO
1	I	98	ALA
1	I	128	SER
1	I	150	PRO
1	I	168	ASN
1	J	24	PRO
1	J	98	ALA
1	J	117	LEU
1	J	128	SER
1	J	150	PRO
1	J	168	ASN
1	K	24	PRO
1	K	98	ALA
1	K	117	LEU
1	K	122	SER
1	K	128	SER
1	K	150	PRO
1	K	168	ASN
1	L	24	PRO
1	L	98	ALA
1	L	128	SER
1	L	150	PRO
1	L	168	ASN
1	M	24	PRO
1	M	98	ALA
1	M	122	SER
1	M	128	SER

Continued on next page...

Continued from previous page...

Mol	Chain	Res	Type
1	M	150	PRO
1	M	168	ASN
1	A	47	SER
1	A	117	LEU
1	A	119	ASP
1	A	122	SER
1	A	129	ALA
1	A	172	GLU
1	A	177	GLU
1	A	341	SER
1	C	47	SER
1	C	119	ASP
1	C	122	SER
1	C	129	ALA
1	C	172	GLU
1	C	177	GLU
1	C	341	SER
1	D	47	SER
1	D	119	ASP
1	D	172	GLU
1	D	177	GLU
1	D	341	SER
1	F	47	SER
1	F	117	LEU
1	F	119	ASP
1	F	122	SER
1	F	129	ALA
1	F	172	GLU
1	F	177	GLU
1	F	341	SER
1	H	47	SER
1	H	117	LEU
1	H	119	ASP
1	H	172	GLU
1	H	177	GLU
1	H	341	SER
1	I	47	SER
1	I	117	LEU
1	I	119	ASP
1	I	122	SER
1	I	129	ALA
1	I	172	GLU

Continued on next page...

Continued from previous page...

Mol	Chain	Res	Type
1	I	177	GLU
1	I	341	SER
1	J	47	SER
1	J	119	ASP
1	J	122	SER
1	J	129	ALA
1	J	172	GLU
1	J	177	GLU
1	J	341	SER
1	K	47	SER
1	K	119	ASP
1	K	172	GLU
1	K	177	GLU
1	K	341	SER
1	L	47	SER
1	L	117	LEU
1	L	119	ASP
1	L	122	SER
1	L	129	ALA
1	L	172	GLU
1	L	177	GLU
1	L	341	SER
1	M	47	SER
1	M	117	LEU
1	M	119	ASP
1	M	172	GLU
1	M	177	GLU
1	M	341	SER
1	A	43	ASN
1	A	61	SER
1	A	113	LEU
1	A	170	GLN
1	A	180	ASP
1	C	43	ASN
1	C	61	SER
1	C	113	LEU
1	C	170	GLN
1	C	180	ASP
1	D	43	ASN
1	D	61	SER
1	D	113	LEU
1	D	129	ALA

Continued on next page...

Continued from previous page...

Mol	Chain	Res	Type
1	D	170	GLN
1	D	180	ASP
1	F	43	ASN
1	F	61	SER
1	F	113	LEU
1	F	170	GLN
1	F	180	ASP
1	H	43	ASN
1	H	61	SER
1	H	113	LEU
1	H	129	ALA
1	H	165	LYS
1	H	170	GLN
1	H	180	ASP
1	I	43	ASN
1	I	61	SER
1	I	113	LEU
1	I	170	GLN
1	I	180	ASP
1	J	43	ASN
1	J	61	SER
1	J	113	LEU
1	J	170	GLN
1	J	180	ASP
1	K	43	ASN
1	K	61	SER
1	K	113	LEU
1	K	129	ALA
1	K	170	GLN
1	K	180	ASP
1	L	43	ASN
1	L	61	SER
1	L	113	LEU
1	L	170	GLN
1	L	180	ASP
1	M	43	ASN
1	M	61	SER
1	M	113	LEU
1	M	129	ALA
1	M	165	LYS
1	M	170	GLN
1	M	180	ASP

Continued on next page...

Continued from previous page...

Mol	Chain	Res	Type
1	A	165	LYS
1	A	344	LEU
1	C	165	LYS
1	C	344	LEU
1	D	165	LYS
1	D	344	LEU
1	F	344	LEU
1	H	344	LEU
1	I	165	LYS
1	I	344	LEU
1	J	165	LYS
1	J	344	LEU
1	K	165	LYS
1	K	344	LEU
1	L	344	LEU
1	M	344	LEU
1	A	309	ARG
1	C	179	ARG
1	C	309	ARG
1	D	309	ARG
1	F	165	LYS
1	F	179	ARG
1	F	309	ARG
1	H	179	ARG
1	H	309	ARG
1	I	309	ARG
1	J	179	ARG
1	J	309	ARG
1	K	309	ARG
1	L	165	LYS
1	L	179	ARG
1	L	309	ARG
1	M	179	ARG
1	M	309	ARG
1	A	179	ARG
1	D	179	ARG
1	I	179	ARG
1	K	179	ARG
1	A	27	TYR
1	A	80	ILE
1	C	27	TYR
1	C	80	ILE

Continued on next page...

Continued from previous page...

Mol	Chain	Res	Type
1	D	27	TYR
1	F	27	TYR
1	F	80	ILE
1	H	27	TYR
1	I	27	TYR
1	I	80	ILE
1	J	27	TYR
1	J	80	ILE
1	K	27	TYR
1	L	27	TYR
1	L	80	ILE
1	M	27	TYR
1	D	80	ILE
1	H	80	ILE
1	K	80	ILE
1	M	80	ILE

5.3.2 Protein sidechains ⓘ

In the following table, the Percentiles column shows the percent sidechain outliers of the chain as a percentile score with respect to all PDB entries followed by that with respect to all EM entries.

The Analysed column shows the number of residues for which the sidechain conformation was analysed, and the total number of residues.

Mol	Chain	Analysed	Rotameric	Outliers	Percentiles	
1	A	357/363 (98%)	313 (88%)	44 (12%)	6	30
1	C	357/363 (98%)	313 (88%)	44 (12%)	6	30
1	D	357/363 (98%)	313 (88%)	44 (12%)	6	30
1	F	357/363 (98%)	314 (88%)	43 (12%)	6	31
1	H	357/363 (98%)	313 (88%)	44 (12%)	6	30
1	I	357/363 (98%)	313 (88%)	44 (12%)	6	30
1	J	357/363 (98%)	313 (88%)	44 (12%)	6	30
1	K	357/363 (98%)	313 (88%)	44 (12%)	6	30
1	L	357/363 (98%)	314 (88%)	43 (12%)	6	31
1	M	357/363 (98%)	313 (88%)	44 (12%)	6	30
All	All	3570/3630 (98%)	3132 (88%)	438 (12%)	10	30

All (438) residues with a non-rotameric sidechain are listed below:

Mol	Chain	Res	Type
1	A	25	VAL
1	A	30	ASP
1	A	34	LYS
1	A	40	LEU
1	A	46	LYS
1	A	48	LEU
1	A	78	LYS
1	A	84	LEU
1	A	85	ASP
1	A	95	ILE
1	A	107	LEU
1	A	108	VAL
1	A	116	VAL
1	A	126	ARG
1	A	134	LEU
1	A	149	MET
1	A	153	ARG
1	A	154	LYS
1	A	156	LEU
1	A	163	GLN
1	A	165	LYS
1	A	181	ILE
1	A	189	SER
1	A	215	TYR
1	A	217	THR
1	A	237	ILE
1	A	243	GLU
1	A	278	LEU
1	A	286	LYS
1	A	307	LEU
1	A	308	LEU
1	A	311	THR
1	A	317	ARG
1	A	327	LEU
1	A	329	THR
1	A	332	LEU
1	A	353	ASN
1	A	354	LYS
1	A	377	GLU
1	A	387	ARG
1	A	407	LEU
1	A	409	GLU

Continued on next page...

Continued from previous page...

Mol	Chain	Res	Type
1	A	410	LYS
1	A	414	LYS
1	C	25	VAL
1	C	30	ASP
1	C	34	LYS
1	C	40	LEU
1	C	46	LYS
1	C	48	LEU
1	C	78	LYS
1	C	84	LEU
1	C	85	ASP
1	C	95	ILE
1	C	107	LEU
1	C	108	VAL
1	C	116	VAL
1	C	126	ARG
1	C	134	LEU
1	C	149	MET
1	C	153	ARG
1	C	154	LYS
1	C	156	LEU
1	C	163	GLN
1	C	165	LYS
1	C	181	ILE
1	C	189	SER
1	C	215	TYR
1	C	217	THR
1	C	237	ILE
1	C	243	GLU
1	C	278	LEU
1	C	286	LYS
1	C	307	LEU
1	C	308	LEU
1	C	311	THR
1	C	317	ARG
1	C	327	LEU
1	C	329	THR
1	C	332	LEU
1	C	353	ASN
1	C	354	LYS
1	C	377	GLU
1	C	387	ARG

Continued on next page...

Continued from previous page...

Mol	Chain	Res	Type
1	C	407	LEU
1	C	409	GLU
1	C	410	LYS
1	C	414	LYS
1	D	25	VAL
1	D	30	ASP
1	D	34	LYS
1	D	40	LEU
1	D	46	LYS
1	D	48	LEU
1	D	78	LYS
1	D	84	LEU
1	D	85	ASP
1	D	95	ILE
1	D	107	LEU
1	D	108	VAL
1	D	116	VAL
1	D	126	ARG
1	D	134	LEU
1	D	149	MET
1	D	153	ARG
1	D	154	LYS
1	D	156	LEU
1	D	163	GLN
1	D	165	LYS
1	D	181	ILE
1	D	189	SER
1	D	215	TYR
1	D	217	THR
1	D	237	ILE
1	D	243	GLU
1	D	278	LEU
1	D	286	LYS
1	D	307	LEU
1	D	308	LEU
1	D	311	THR
1	D	317	ARG
1	D	327	LEU
1	D	329	THR
1	D	332	LEU
1	D	353	ASN
1	D	354	LYS

Continued on next page...

Continued from previous page...

Mol	Chain	Res	Type
1	D	377	GLU
1	D	387	ARG
1	D	407	LEU
1	D	409	GLU
1	D	410	LYS
1	D	414	LYS
1	F	25	VAL
1	F	30	ASP
1	F	34	LYS
1	F	40	LEU
1	F	46	LYS
1	F	48	LEU
1	F	78	LYS
1	F	84	LEU
1	F	85	ASP
1	F	95	ILE
1	F	107	LEU
1	F	108	VAL
1	F	116	VAL
1	F	126	ARG
1	F	134	LEU
1	F	149	MET
1	F	153	ARG
1	F	154	LYS
1	F	156	LEU
1	F	163	GLN
1	F	165	LYS
1	F	181	ILE
1	F	189	SER
1	F	215	TYR
1	F	217	THR
1	F	237	ILE
1	F	243	GLU
1	F	286	LYS
1	F	307	LEU
1	F	308	LEU
1	F	311	THR
1	F	317	ARG
1	F	327	LEU
1	F	329	THR
1	F	332	LEU
1	F	353	ASN

Continued on next page...

Continued from previous page...

Mol	Chain	Res	Type
1	F	354	LYS
1	F	377	GLU
1	F	387	ARG
1	F	407	LEU
1	F	409	GLU
1	F	410	LYS
1	F	414	LYS
1	H	25	VAL
1	H	30	ASP
1	H	34	LYS
1	H	40	LEU
1	H	46	LYS
1	H	48	LEU
1	H	78	LYS
1	H	84	LEU
1	H	85	ASP
1	H	95	ILE
1	H	107	LEU
1	H	108	VAL
1	H	116	VAL
1	H	126	ARG
1	H	134	LEU
1	H	149	MET
1	H	153	ARG
1	H	154	LYS
1	H	156	LEU
1	H	163	GLN
1	H	165	LYS
1	H	181	ILE
1	H	189	SER
1	H	215	TYR
1	H	217	THR
1	H	237	ILE
1	H	243	GLU
1	H	278	LEU
1	H	286	LYS
1	H	307	LEU
1	H	308	LEU
1	H	311	THR
1	H	317	ARG
1	H	327	LEU
1	H	329	THR

Continued on next page...

Continued from previous page...

Mol	Chain	Res	Type
1	H	332	LEU
1	H	353	ASN
1	H	354	LYS
1	H	377	GLU
1	H	387	ARG
1	H	407	LEU
1	H	409	GLU
1	H	410	LYS
1	H	414	LYS
1	I	25	VAL
1	I	30	ASP
1	I	34	LYS
1	I	40	LEU
1	I	46	LYS
1	I	48	LEU
1	I	78	LYS
1	I	84	LEU
1	I	85	ASP
1	I	95	ILE
1	I	107	LEU
1	I	108	VAL
1	I	116	VAL
1	I	126	ARG
1	I	134	LEU
1	I	149	MET
1	I	153	ARG
1	I	154	LYS
1	I	156	LEU
1	I	163	GLN
1	I	165	LYS
1	I	181	ILE
1	I	189	SER
1	I	215	TYR
1	I	217	THR
1	I	237	ILE
1	I	243	GLU
1	I	278	LEU
1	I	286	LYS
1	I	307	LEU
1	I	308	LEU
1	I	311	THR
1	I	317	ARG

Continued on next page...

Continued from previous page...

Mol	Chain	Res	Type
1	I	327	LEU
1	I	329	THR
1	I	332	LEU
1	I	353	ASN
1	I	354	LYS
1	I	377	GLU
1	I	387	ARG
1	I	407	LEU
1	I	409	GLU
1	I	410	LYS
1	I	414	LYS
1	J	25	VAL
1	J	30	ASP
1	J	34	LYS
1	J	40	LEU
1	J	46	LYS
1	J	48	LEU
1	J	78	LYS
1	J	84	LEU
1	J	85	ASP
1	J	95	ILE
1	J	107	LEU
1	J	108	VAL
1	J	116	VAL
1	J	126	ARG
1	J	134	LEU
1	J	149	MET
1	J	153	ARG
1	J	154	LYS
1	J	156	LEU
1	J	163	GLN
1	J	165	LYS
1	J	181	ILE
1	J	189	SER
1	J	215	TYR
1	J	217	THR
1	J	237	ILE
1	J	243	GLU
1	J	278	LEU
1	J	286	LYS
1	J	307	LEU
1	J	308	LEU

Continued on next page...

Continued from previous page...

Mol	Chain	Res	Type
1	J	311	THR
1	J	317	ARG
1	J	327	LEU
1	J	329	THR
1	J	332	LEU
1	J	353	ASN
1	J	354	LYS
1	J	377	GLU
1	J	387	ARG
1	J	407	LEU
1	J	409	GLU
1	J	410	LYS
1	J	414	LYS
1	K	25	VAL
1	K	30	ASP
1	K	34	LYS
1	K	40	LEU
1	K	46	LYS
1	K	48	LEU
1	K	78	LYS
1	K	84	LEU
1	K	85	ASP
1	K	95	ILE
1	K	107	LEU
1	K	108	VAL
1	K	116	VAL
1	K	126	ARG
1	K	134	LEU
1	K	149	MET
1	K	153	ARG
1	K	154	LYS
1	K	156	LEU
1	K	163	GLN
1	K	165	LYS
1	K	181	ILE
1	K	189	SER
1	K	215	TYR
1	K	217	THR
1	K	237	ILE
1	K	243	GLU
1	K	278	LEU
1	K	286	LYS

Continued on next page...

Continued from previous page...

Mol	Chain	Res	Type
1	K	307	LEU
1	K	308	LEU
1	K	311	THR
1	K	317	ARG
1	K	327	LEU
1	K	329	THR
1	K	332	LEU
1	K	353	ASN
1	K	354	LYS
1	K	377	GLU
1	K	387	ARG
1	K	407	LEU
1	K	409	GLU
1	K	410	LYS
1	K	414	LYS
1	L	25	VAL
1	L	30	ASP
1	L	34	LYS
1	L	40	LEU
1	L	46	LYS
1	L	48	LEU
1	L	78	LYS
1	L	84	LEU
1	L	85	ASP
1	L	95	ILE
1	L	107	LEU
1	L	108	VAL
1	L	116	VAL
1	L	126	ARG
1	L	134	LEU
1	L	149	MET
1	L	153	ARG
1	L	154	LYS
1	L	156	LEU
1	L	163	GLN
1	L	165	LYS
1	L	181	ILE
1	L	189	SER
1	L	215	TYR
1	L	217	THR
1	L	237	ILE
1	L	243	GLU

Continued on next page...

Continued from previous page...

Mol	Chain	Res	Type
1	L	286	LYS
1	L	307	LEU
1	L	308	LEU
1	L	311	THR
1	L	317	ARG
1	L	327	LEU
1	L	329	THR
1	L	332	LEU
1	L	353	ASN
1	L	354	LYS
1	L	377	GLU
1	L	387	ARG
1	L	407	LEU
1	L	409	GLU
1	L	410	LYS
1	L	414	LYS
1	M	25	VAL
1	M	30	ASP
1	M	34	LYS
1	M	40	LEU
1	M	46	LYS
1	M	48	LEU
1	M	78	LYS
1	M	84	LEU
1	M	85	ASP
1	M	95	ILE
1	M	107	LEU
1	M	108	VAL
1	M	116	VAL
1	M	126	ARG
1	M	134	LEU
1	M	149	MET
1	M	153	ARG
1	M	154	LYS
1	M	156	LEU
1	M	163	GLN
1	M	165	LYS
1	M	181	ILE
1	M	189	SER
1	M	215	TYR
1	M	217	THR
1	M	237	ILE

Continued on next page...

Continued from previous page...

Mol	Chain	Res	Type
1	M	243	GLU
1	M	278	LEU
1	M	286	LYS
1	M	307	LEU
1	M	308	LEU
1	M	311	THR
1	M	317	ARG
1	M	327	LEU
1	M	329	THR
1	M	332	LEU
1	M	353	ASN
1	M	354	LYS
1	M	377	GLU
1	M	387	ARG
1	M	407	LEU
1	M	409	GLU
1	M	410	LYS
1	M	414	LYS

Some sidechains can be flipped to improve hydrogen bonding and reduce clashes. All (50) such sidechains are listed below:

Mol	Chain	Res	Type
1	A	70	ASN
1	A	163	GLN
1	A	187	ASN
1	A	266	GLN
1	A	385	GLN
1	C	70	ASN
1	C	163	GLN
1	C	187	ASN
1	C	266	GLN
1	C	385	GLN
1	D	70	ASN
1	D	163	GLN
1	D	187	ASN
1	D	266	GLN
1	D	385	GLN
1	F	70	ASN
1	F	163	GLN
1	F	187	ASN
1	F	266	GLN
1	F	385	GLN

Continued on next page...

Continued from previous page...

Mol	Chain	Res	Type
1	H	70	ASN
1	H	163	GLN
1	H	187	ASN
1	H	266	GLN
1	H	385	GLN
1	I	70	ASN
1	I	163	GLN
1	I	187	ASN
1	I	266	GLN
1	I	385	GLN
1	J	70	ASN
1	J	163	GLN
1	J	187	ASN
1	J	266	GLN
1	J	385	GLN
1	K	70	ASN
1	K	163	GLN
1	K	187	ASN
1	K	266	GLN
1	K	385	GLN
1	L	70	ASN
1	L	163	GLN
1	L	187	ASN
1	L	266	GLN
1	L	385	GLN
1	M	70	ASN
1	M	163	GLN
1	M	187	ASN
1	M	266	GLN
1	M	385	GLN

5.3.3 RNA ⓘ

Mol	Chain	Analysed	Backbone Outliers	Pucker Outliers
2	R	44/45 (97%)	34 (77%)	1 (2%)
2	S	44/45 (97%)	34 (77%)	1 (2%)
All	All	88/90 (97%)	68 (77%)	2 (2%)

All (68) RNA backbone outliers are listed below:

Mol	Chain	Res	Type
2	R	19	U
2	R	21	U
2	R	23	U
2	R	24	U
2	R	25	U
2	R	26	U
2	R	27	U
2	R	28	U
2	R	30	U
2	R	32	U
2	R	33	U
2	R	34	U
2	R	35	U
2	R	36	U
2	R	37	U
2	R	39	U
2	R	41	U
2	R	42	U
2	R	43	U
2	R	44	U
2	R	45	U
2	R	46	U
2	R	48	U
2	R	50	U
2	R	51	U
2	R	52	U
2	R	53	U
2	R	54	U
2	R	55	U
2	R	57	U
2	R	59	U
2	R	60	U
2	R	61	U
2	R	62	U
2	S	19	U
2	S	21	U
2	S	23	U
2	S	24	U
2	S	25	U
2	S	26	U
2	S	27	U
2	S	28	U
2	S	30	U

Continued on next page...

Continued from previous page...

Mol	Chain	Res	Type
2	S	32	U
2	S	33	U
2	S	34	U
2	S	35	U
2	S	36	U
2	S	37	U
2	S	39	U
2	S	41	U
2	S	42	U
2	S	43	U
2	S	44	U
2	S	45	U
2	S	46	U
2	S	48	U
2	S	50	U
2	S	51	U
2	S	52	U
2	S	53	U
2	S	54	U
2	S	55	U
2	S	57	U
2	S	59	U
2	S	60	U
2	S	61	U
2	S	62	U

All (2) RNA pucker outliers are listed below:

Mol	Chain	Res	Type
2	R	24	U
2	S	24	U

5.4 Non-standard residues in protein, DNA, RNA chains [i](#)

There are no non-standard protein/DNA/RNA residues in this entry.

5.5 Carbohydrates [i](#)

There are no carbohydrates in this entry.

5.6 Ligand geometry [i](#)

There are no ligands in this entry.

5.7 Other polymers [i](#)

There are no such residues in this entry.

5.8 Polymer linkage issues [i](#)

There are no chain breaks in this entry.