



# Full wwPDB X-ray Structure Validation Report ⓘ

Jan 31, 2016 – 11:29 PM GMT

PDB ID : 1XDM  
Title : Structure of human aldolase B associated with hereditary fructose intolerance (A149P), at 291K  
Authors : Malay, A.D.; Allen, K.N.; Tolan, D.R.  
Deposited on : 2004-09-07  
Resolution : 3.00 Å(reported)

This is a Full wwPDB X-ray Structure Validation Report for a publicly released PDB entry.  
We welcome your comments at [validation@mail.wwpdb.org](mailto:validation@mail.wwpdb.org)  
A user guide is available at  
<http://wwpdb.org/validation/2016/XrayValidationReportHelp>  
with specific help available everywhere you see the ⓘ symbol.

---

The following versions of software and data (see [references ⓘ](#)) were used in the production of this report:

MolProbity : 4.02b-467  
Mogul : 1.7 (RC4), CSD as536be (2015)  
Xtriage (Phenix) : 1.9-1692  
EDS : rb-20026688  
Percentile statistics : 20151230.v01 (using entries in the PDB archive December 30th 2015)  
Refmac : 5.8.0135  
CCP4 : 6.5.0  
Ideal geometry (proteins) : Engh & Huber (2001)  
Ideal geometry (DNA, RNA) : Parkinson et al. (1996)  
Validation Pipeline (wwPDB-VP) : trunk26865

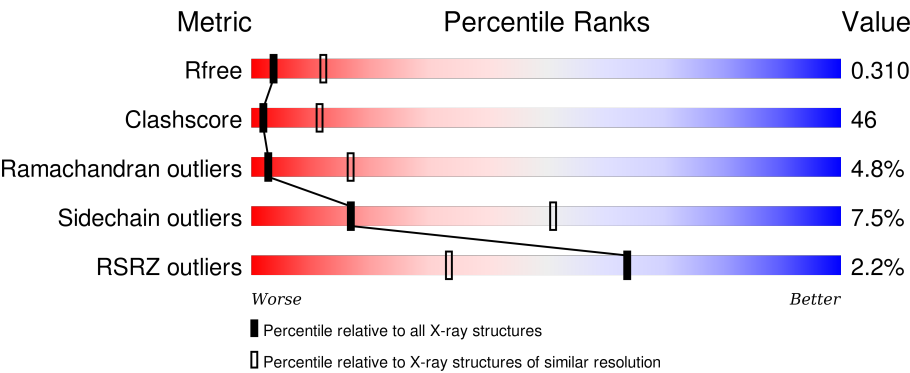
# 1 Overall quality at a glance i

The following experimental techniques were used to determine the structure:

*X-RAY DIFFRACTION*

The reported resolution of this entry is 3.00 Å.

Percentile scores (ranging between 0-100) for global validation metrics of the entry are shown in the following graphic. The table shows the number of entries on which the scores are based.



Metric	Whole archive (#Entries)	Similar resolution (#Entries, resolution range(Å))
R <sub>free</sub>	91344	1578 (3.00-3.00)
Clashscore	102246	1912 (3.00-3.00)
Ramachandran outliers	100387	1853 (3.00-3.00)
Sidechain outliers	100360	1856 (3.00-3.00)
RSRZ outliers	91569	1592 (3.00-3.00)

The table below summarises the geometric issues observed across the polymeric chains and their fit to the electron density. The red, orange, yellow and green segments on the lower bar indicate the fraction of residues that contain outliers for >=3, 2, 1 and 0 types of geometric quality criteria. A grey segment represents the fraction of residues that are not modelled. The numeric value for each fraction is indicated below the corresponding segment, with a dot representing fractions <=5%. The upper red bar (where present) indicates the fraction of residues that have poor fit to the electron density. The numeric value is given above the bar.

Mol	Chain	Length	Quality of chain
1	A	365	<div><div>4%</div><div>23%52%8%17%</div></div>
1	B	365	<div><div>%</div><div>30%48%5%17%</div></div>
1	C	365	<div><div>%</div><div>28%48%6%18%</div></div>
1	D	365	<div><div>%</div><div>31%46%.19%</div></div>
1	W	365	<div><div>%</div><div>30%46%5%19%</div></div>

Continued on next page...

Continued from previous page...

Mol	Chain	Length	Quality of chain
1	X	365	 2% 28% 48% 5%
1	Y	365	 1% 32% 47% 5%
1	Z	365	 3% 20% 52% 8%

## 2 Entry composition

There are 3 unique types of molecules in this entry. The entry contains 18550 atoms, of which 0 are hydrogens and 0 are deuteriums.

In the tables below, the ZeroOcc column contains the number of atoms modelled with zero occupancy, the AltConf column contains the number of residues with at least one atom in alternate conformation and the Trace column contains the number of residues modelled with at most 2 atoms.

- Molecule 1 is a protein called Fructose-bisphosphate aldolase B.

Mol	Chain	Residues	Atoms					ZeroOcc	AltConf	Trace
1	A	303	Total	C	N	O	S	0	0	0
			2328	1465	409	442	12			
1	B	304	Total	C	N	O	S	0	0	0
			2343	1475	412	444	12			
1	C	299	Total	C	N	O	S	0	0	0
			2305	1454	404	435	12			
1	D	296	Total	C	N	O	S	0	0	0
			2278	1433	400	433	12			
1	W	297	Total	C	N	O	S	0	0	0
			2286	1441	403	430	12			
1	X	302	Total	C	N	O	S	0	0	0
			2321	1463	407	438	13			
1	Y	304	Total	C	N	O	S	0	0	0
			2343	1475	412	444	12			
1	Z	295	Total	C	N	O	S	0	0	0
			2271	1428	399	432	12			

There are 24 discrepancies between the modelled and reference sequences:

Chain	Residue	Modelled	Actual	Comment	Reference
A	-1	GLY	-	CLONING ARTIFACT	UNP P05062
A	0	SER	-	CLONING ARTIFACT	UNP P05062
A	149	PRO	ALA	ENGINEERED	UNP P05062
B	-1	GLY	-	CLONING ARTIFACT	UNP P05062
B	0	SER	-	CLONING ARTIFACT	UNP P05062
B	149	PRO	ALA	ENGINEERED	UNP P05062
C	-1	GLY	-	CLONING ARTIFACT	UNP P05062
C	0	SER	-	CLONING ARTIFACT	UNP P05062
C	149	PRO	ALA	ENGINEERED	UNP P05062
D	-1	GLY	-	CLONING ARTIFACT	UNP P05062
D	0	SER	-	CLONING ARTIFACT	UNP P05062
D	149	PRO	ALA	ENGINEERED	UNP P05062
W	-1	GLY	-	CLONING ARTIFACT	UNP P05062

*Continued on next page...*

*Continued from previous page...*

Chain	Residue	Modelled	Actual	Comment	Reference
W	0	SER	-	CLONING ARTIFACT	UNP P05062
W	149	PRO	ALA	ENGINEERED	UNP P05062
X	-1	GLY	-	CLONING ARTIFACT	UNP P05062
X	0	SER	-	CLONING ARTIFACT	UNP P05062
X	149	PRO	ALA	ENGINEERED	UNP P05062
Y	-1	GLY	-	CLONING ARTIFACT	UNP P05062
Y	0	SER	-	CLONING ARTIFACT	UNP P05062
Y	149	PRO	ALA	ENGINEERED	UNP P05062
Z	-1	GLY	-	CLONING ARTIFACT	UNP P05062
Z	0	SER	-	CLONING ARTIFACT	UNP P05062
Z	149	PRO	ALA	ENGINEERED	UNP P05062

- Molecule 2 is SULFATE ION (three-letter code: SO4) (formula: O<sub>4</sub>S).



Mol	Chain	Residues	Atoms	ZeroOcc	AltConf
2	W	1	Total O S 5 4 1	0	0
2	B	1	Total O S 5 4 1	0	0
2	X	1	Total O S 5 4 1	0	0
2	Y	1	Total O S 5 4 1	0	0
2	C	1	Total O S 5 4 1	0	0
2	A	1	Total O S 5 4 1	0	0

*Continued on next page...*

*Continued from previous page...*

Mol	Chain	Residues	Atoms			ZeroOcc	AltConf
2	C	1	Total	O	S	0	0
			5	4	1		
2	Z	1	Total	O	S	0	0
			5	4	1		

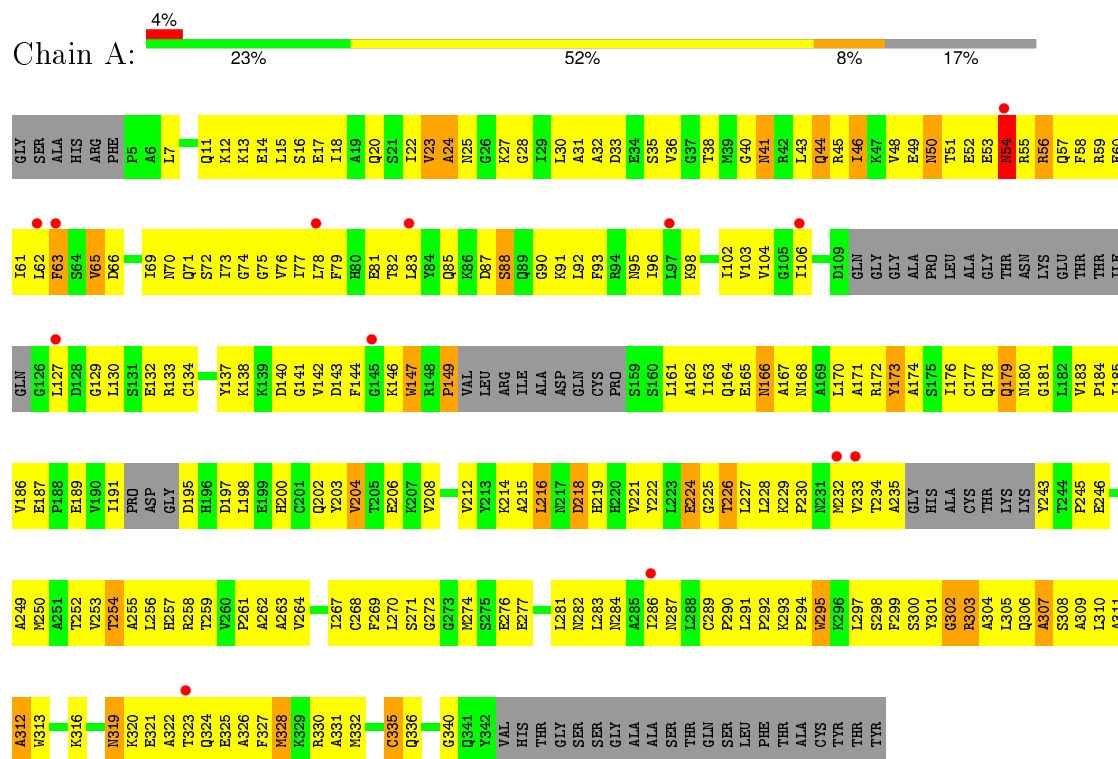
- Molecule 3 is water.

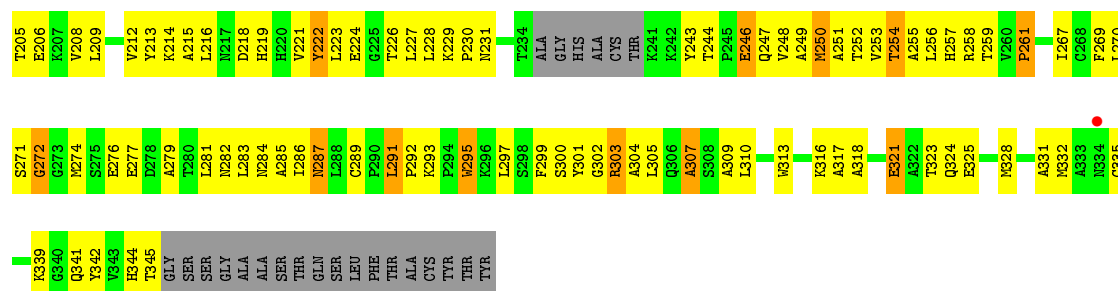
Mol	Chain	Residues	Atoms		ZeroOcc	AltConf
3	A	4	Total	O	0	0
			4	4		
3	B	5	Total	O	0	0
			5	5		
3	C	3	Total	O	0	0
			3	3		
3	D	4	Total	O	0	0
			4	4		
3	W	5	Total	O	0	0
			5	5		
3	X	3	Total	O	0	0
			3	3		
3	Y	6	Total	O	0	0
			6	6		
3	Z	5	Total	O	0	0
			5	5		

### 3 Residue-property plots

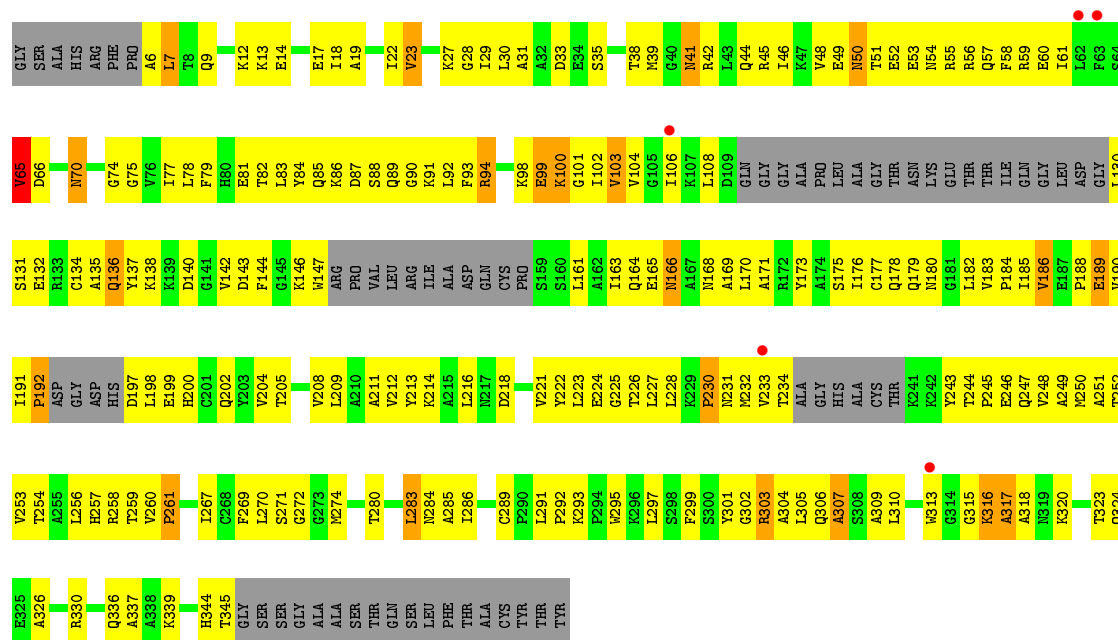
These plots are drawn for all protein, RNA and DNA chains in the entry. The first graphic for a chain summarises the proportions of errors displayed in the second graphic. The second graphic shows the sequence view annotated by issues in geometry and electron density. Residues are color-coded according to the number of geometric quality criteria for which they contain at least one outlier: green = 0, yellow = 1, orange = 2 and red = 3 or more. A red dot above a residue indicates a poor fit to the electron density ( $RSRZ > 2$ ). Stretches of 2 or more consecutive residues without any outlier are shown as a green connector. Residues present in the sample, but not in the model, are shown in grey.

#### • Molecule 1: Fructose-bisphosphate aldolase B

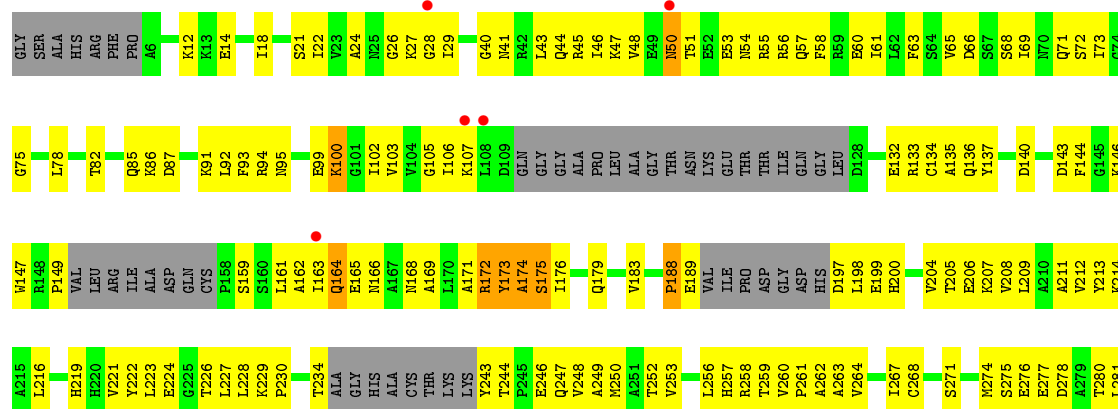




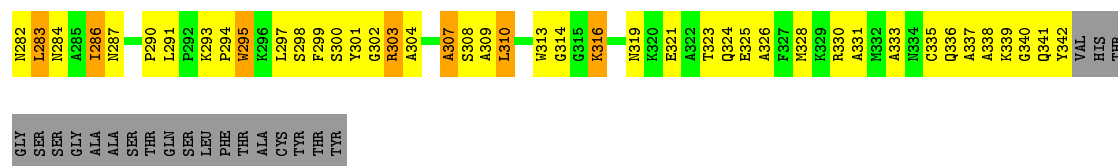
• Molecule 1: Fructose-bisphosphate aldolase B



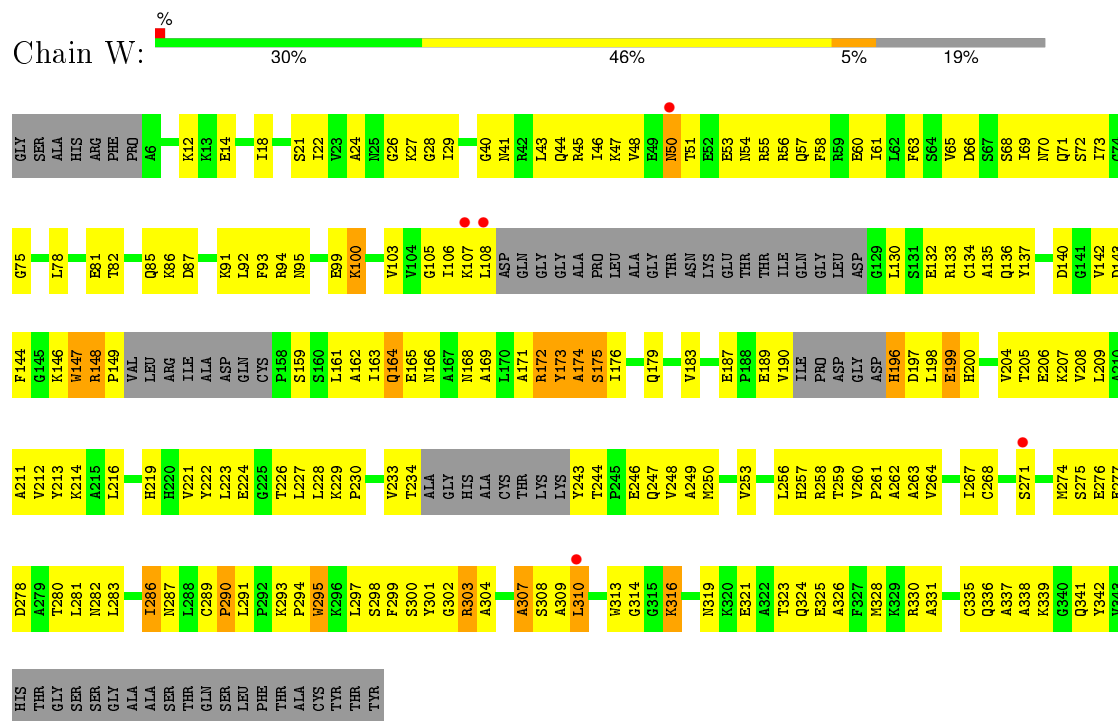
• Molecule 1: Fructose-bisphosphate aldolase B



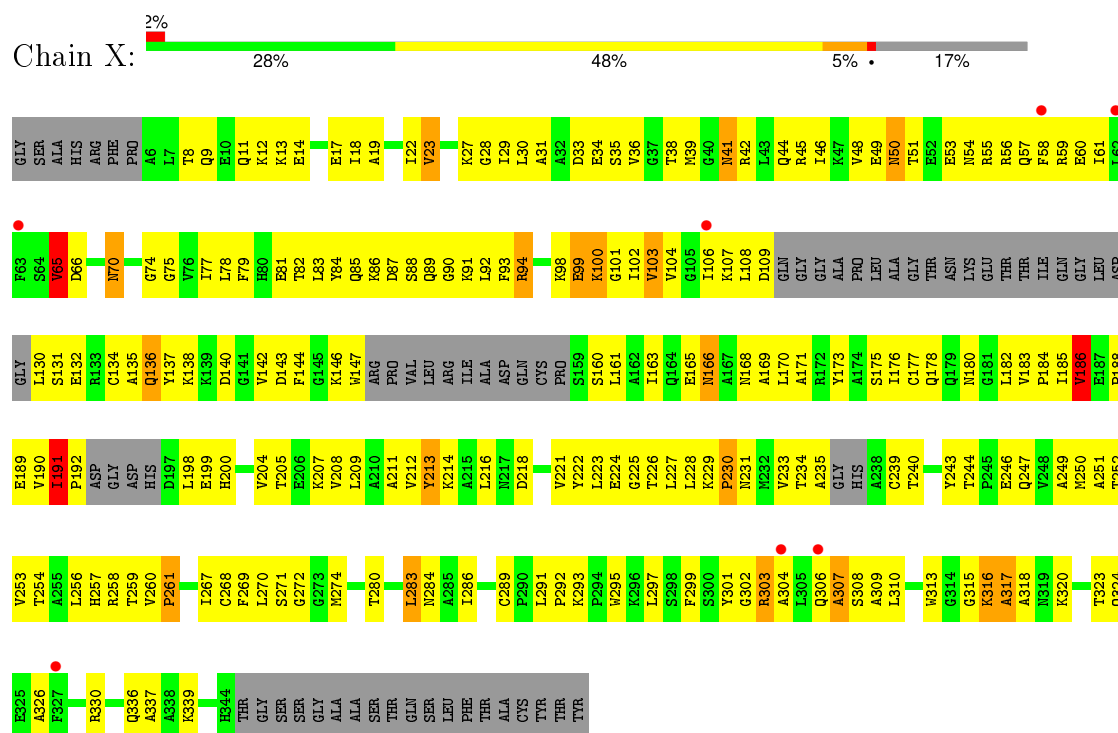




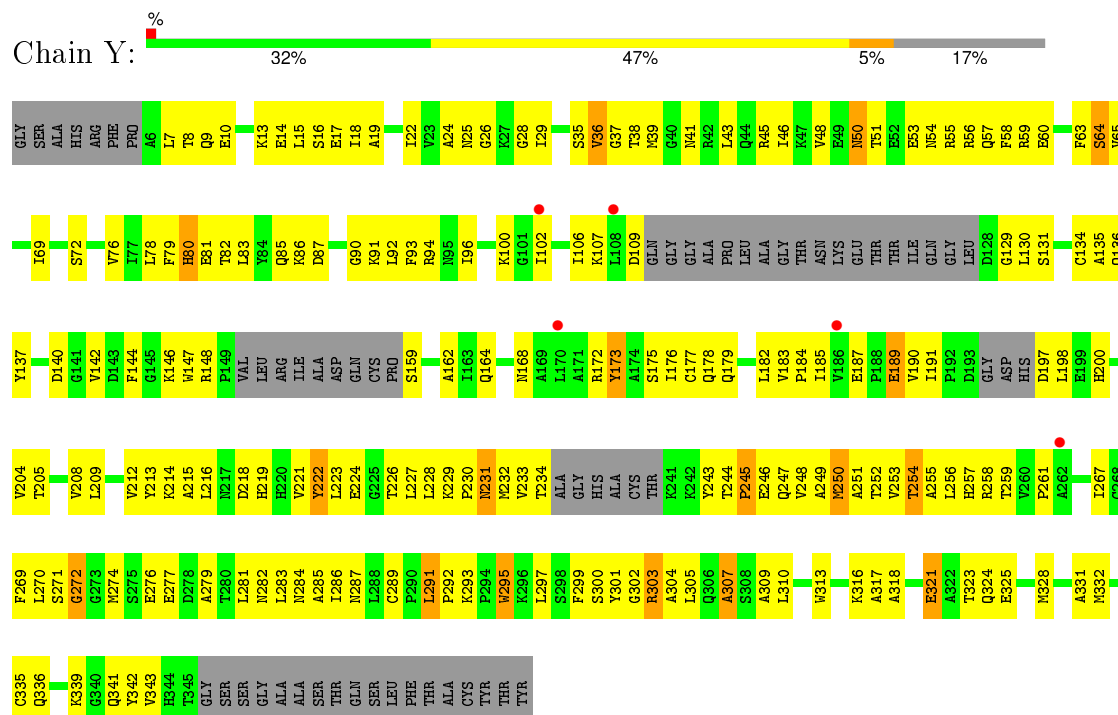
### • Molecule 1: Fructose-bisphosphate aldolase B



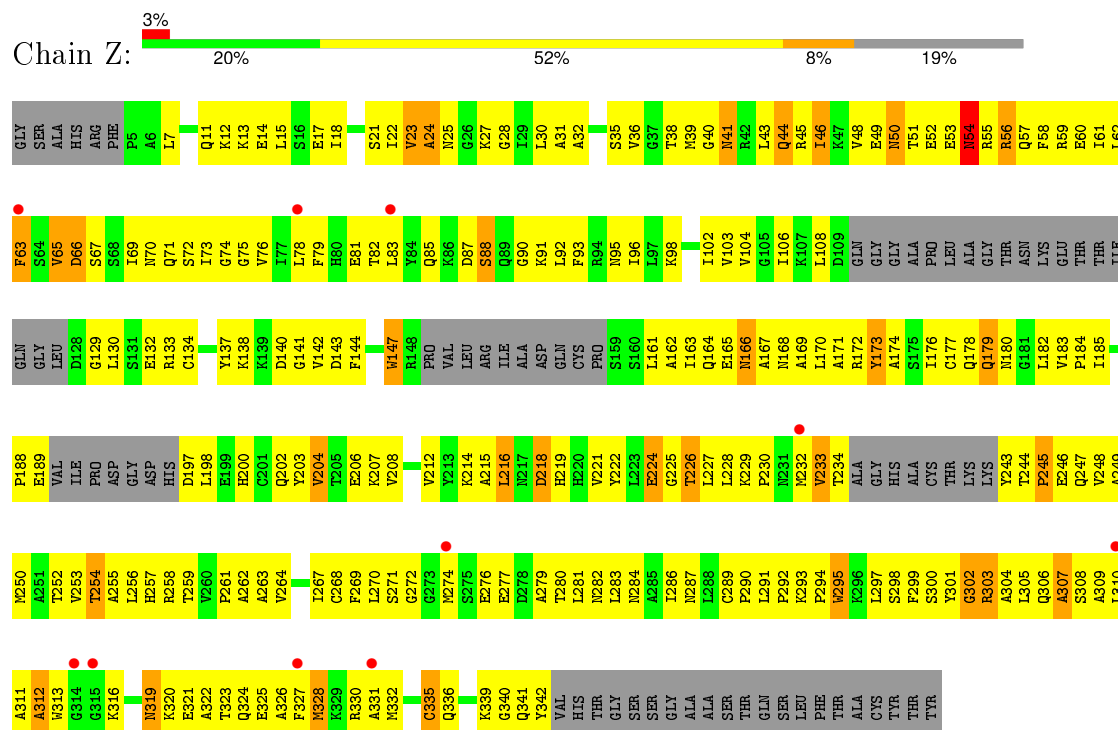
### • Molecule 1: Fructose-bisphosphate aldolase B



- Molecule 1: Fructose-bisphosphate aldolase B



- Molecule 1: Fructose-bisphosphate aldolase B



## 4 Data and refinement statistics

Property	Value	Source
Space group	P 21 21 2	Depositor
Cell constants a, b, c, $\alpha$ , $\beta$ , $\gamma$	153.42Å 153.47Å 185.55Å 90.00° 90.00° 90.00°	Depositor
Resolution (Å)	79.40 – 3.00 92.78 – 3.00	Depositor EDS
% Data completeness (in resolution range)	89.8 (79.40-3.00) 94.9 (92.78-3.00)	Depositor EDS
$R_{merge}$	(Not available)	Depositor
$R_{sym}$	0.07	Depositor
$\langle I/\sigma(I) \rangle$ <sup>1</sup>	1.79 (at 3.01Å)	Xtriage
Refinement program	CNS 1.1	Depositor
R, $R_{free}$	0.271 , 0.319 0.264 , 0.310	Depositor DCC
$R_{free}$ test set	7921 reflections (10.01%)	DCC
Wilson B-factor (Å <sup>2</sup> )	57.9	Xtriage
Anisotropy	0.555	Xtriage
Bulk solvent $k_{sol}$ (e/Å <sup>3</sup> ), $B_{sol}$ (Å <sup>2</sup> )	0.35 , 49.2	EDS
Estimated twinning fraction	0.448 for k,h,-l	Xtriage
L-test for twinning <sup>2</sup>	$\langle  L  \rangle = 0.41$ , $\langle L^2 \rangle = 0.24$	Xtriage
Outliers	0 of 83580 reflections	Xtriage
$F_o, F_c$ correlation	0.90	EDS
Total number of atoms	18550	wwPDB-VP
Average B, all atoms (Å <sup>2</sup> )	60.0	wwPDB-VP

Xtriage's analysis on translational NCS is as follows: *The largest off-origin peak in the Patterson function is 5.49% of the height of the origin peak. No significant pseudotranslation is detected.*

<sup>1</sup>Intensities estimated from amplitudes.

<sup>2</sup>Theoretical values of  $\langle |L| \rangle$ ,  $\langle L^2 \rangle$  for acentric reflections are 0.5, 0.375 respectively for untwinned datasets, and 0.333, 0.2 for perfectly twinned datasets.

## 5 Model quality

### 5.1 Standard geometry

Bond lengths and bond angles in the following residue types are not validated in this section: SO4

The Z score for a bond length (or angle) is the number of standard deviations the observed value is removed from the expected value. A bond length (or angle) with  $|Z| > 5$  is considered an outlier worth inspection. RMSZ is the root-mean-square of all Z scores of the bond lengths (or angles).

Mol	Chain	Bond lengths		Bond angles	
		RMSZ	# Z  >5	RMSZ	# Z  >5
1	A	0.41	0/2363	0.65	0/3187
1	B	0.44	0/2378	0.69	0/3207
1	C	0.42	0/2339	0.76	3/3154 (0.1%)
1	D	0.39	0/2312	0.66	0/3117
1	W	0.39	0/2321	0.66	0/3130
1	X	0.44	0/2355	0.78	4/3176 (0.1%)
1	Y	0.44	0/2378	0.69	1/3207 (0.0%)
1	Z	0.41	0/2304	0.65	0/3105
All	All	0.42	0/18750	0.69	8/25283 (0.0%)

Chiral center outliers are detected by calculating the chiral volume of a chiral center and verifying if the center is modelled as a planar moiety or with the opposite hand. A planarity outlier is detected by checking planarity of atoms in a peptide group, atoms in a mainchain group or atoms of a sidechain that are expected to be planar.

Mol	Chain	#Chirality outliers	#Planarity outliers
1	X	0	1

There are no bond length outliers.

All (8) bond angle outliers are listed below:

Mol	Chain	Res	Type	Atoms	Z	Observed(°)	Ideal(°)
1	C	94	ARG	NE-CZ-NH2	-14.11	113.25	120.30
1	X	94	ARG	NE-CZ-NH1	-13.96	113.32	120.30
1	X	94	ARG	NE-CZ-NH2	12.64	126.62	120.30
1	C	94	ARG	NE-CZ-NH1	12.43	126.51	120.30
1	X	191	ILE	N-CA-C	9.58	136.86	111.00
1	X	94	ARG	CD-NE-CZ	6.50	132.70	123.60
1	C	94	ARG	CD-NE-CZ	6.37	132.52	123.60
1	Y	231	ASN	N-CA-C	-5.32	96.65	111.00

There are no chirality outliers.

All (1) planarity outliers are listed below:

Mol	Chain	Res	Type	Group
1	X	213	TYR	Sidechain

## 5.2 Too-close contacts ⓘ

In the following table, the Non-H and H(model) columns list the number of non-hydrogen atoms and hydrogen atoms in the chain respectively. The H(added) column lists the number of hydrogen atoms added and optimized by MolProbity. The Clashes column lists the number of clashes within the asymmetric unit, whereas Symm-Clashes lists symmetry related clashes.

Mol	Chain	Non-H	H(model)	H(added)	Clashes	Symm-Clashes
1	A	2328	0	2341	253	0
1	B	2343	0	2363	192	0
1	C	2305	0	2332	222	0
1	D	2278	0	2291	178	0
1	W	2286	0	2308	199	0
1	X	2321	0	2347	234	0
1	Y	2343	0	2363	174	0
1	Z	2271	0	2284	260	0
2	A	5	0	0	0	0
2	B	5	0	0	0	0
2	C	10	0	0	0	0
2	W	5	0	0	0	0
2	X	5	0	0	0	0
2	Y	5	0	0	0	0
2	Z	5	0	0	0	0
3	A	4	0	0	0	0
3	B	5	0	0	2	0
3	C	3	0	0	0	0
3	D	4	0	0	1	0
3	W	5	0	0	2	0
3	X	3	0	0	0	0
3	Y	6	0	0	0	0
3	Z	5	0	0	0	0
All	All	18550	0	18629	1702	0

The all-atom clashscore is defined as the number of clashes found per 1000 atoms (including hydrogen atoms). The all-atom clashscore for this structure is 46.

All (1702) close contacts within the same asymmetric unit are listed below, sorted by their clash magnitude.

Atom-1	Atom-2	Interatomic distance (Å)	Clash overlap (Å)
1:X:228:LEU:HG	1:X:230:PRO:HD3	1.23	1.16
1:Z:339:LYS:HD3	1:Z:341:GLN:HE21	1.15	1.11
1:C:228:LEU:HG	1:C:230:PRO:HD3	1.37	1.07
1:Y:94:ARG:HD3	1:Y:140:ASP:O	1.58	1.04
1:B:189:GLU:O	1:B:190:VAL:HG23	1.58	1.01
1:B:94:ARG:HD3	1:B:140:ASP:O	1.61	1.00
1:W:164:GLN:HE21	1:W:168:ASN:HD21	1.08	0.99
1:Z:216:LEU:HD23	1:Z:221:VAL:HG21	1.45	0.99
1:X:106:ILE:HG22	1:X:142:VAL:HG11	1.43	0.98
1:X:50:ASN:HD21	1:X:55:ARG:HH11	1.06	0.98
1:D:228:LEU:HG	1:D:230:PRO:HD3	1.47	0.97
1:A:216:LEU:HD23	1:A:221:VAL:HG21	1.46	0.97
1:D:164:GLN:HE21	1:D:168:ASN:HD21	1.09	0.97
1:C:50:ASN:HD21	1:C:55:ARG:HH11	1.11	0.96
1:Z:228:LEU:HG	1:Z:230:PRO:HD3	1.48	0.95
1:C:108:LEU:HD13	1:C:130:LEU:HD11	1.49	0.94
1:D:200:HIS:O	1:D:204:VAL:HG23	1.68	0.94
1:A:276:GLU:HG2	1:A:304:ALA:HA	1.47	0.93
1:Z:339:LYS:HD3	1:Z:341:GLN:NE2	1.84	0.93
1:A:166:ASN:HD22	1:A:167:ALA:N	1.67	0.93
1:Z:276:GLU:HG2	1:Z:304:ALA:HA	1.49	0.93
1:Z:166:ASN:HD22	1:Z:167:ALA:N	1.66	0.91
1:W:276:GLU:HG2	1:W:304:ALA:HA	1.53	0.91
1:Z:328:MET:HG3	1:Z:332:MET:HE2	1.51	0.91
1:D:276:GLU:HG2	1:D:304:ALA:HA	1.53	0.91
1:Y:303:ARG:H	1:Y:303:ARG:HD3	1.36	0.90
1:A:328:MET:HG3	1:A:332:MET:HE2	1.51	0.90
1:B:303:ARG:H	1:B:303:ARG:HD3	1.34	0.90
1:Z:226:THR:HG23	1:Z:227:LEU:N	1.87	0.90
1:X:146:LYS:HG2	1:X:147:TRP:H	1.34	0.89
1:W:169:ALA:HA	1:W:172:ARG:HH12	1.38	0.89
1:C:22:ILE:HG21	1:C:29:ILE:HD11	1.53	0.89
1:B:291:LEU:HD12	1:B:292:PRO:HD3	1.54	0.89
1:C:106:ILE:HG22	1:C:142:VAL:HG11	1.52	0.89
1:A:30:LEU:HB3	1:A:76:VAL:HG22	1.53	0.88
1:B:65:VAL:HA	1:B:324:GLN:HE21	1.39	0.88
1:B:129:GLY:HA2	1:B:132:GLU:OE1	1.72	0.88
1:Y:291:LEU:HD12	1:Y:292:PRO:HD3	1.54	0.88
1:X:235:ALA:HB1	1:X:239:CYS:HB3	1.56	0.88
1:D:169:ALA:HA	1:D:172:ARG:HH12	1.38	0.87
1:A:226:THR:HG23	1:A:227:LEU:N	1.86	0.87
1:D:216:LEU:HD23	1:D:221:VAL:HG21	1.54	0.87

Continued on next page...

*Continued from previous page...*

Atom-1	Atom-2	Interatomic distance (Å)	Clash overlap (Å)
1:B:51:THR:HG22	1:B:53:GLU:H	1.39	0.86
1:X:228:LEU:CG	1:X:230:PRO:HD3	2.03	0.86
1:Z:50:ASN:HD21	1:Z:55:ARG:NH1	1.73	0.85
1:Y:65:VAL:HA	1:Y:324:GLN:HE21	1.41	0.85
1:Z:18:ILE:O	1:Z:22:ILE:HG13	1.75	0.85
1:Z:267:ILE:HG13	1:Z:267:ILE:O	1.74	0.85
1:D:18:ILE:HD13	1:D:143:ASP:HB3	1.59	0.85
1:A:18:ILE:O	1:A:22:ILE:HG13	1.75	0.85
1:W:216:LEU:HD23	1:W:221:VAL:HG21	1.57	0.85
1:D:72:SER:HB3	1:D:331:ALA:O	1.77	0.85
1:A:303:ARG:HH11	1:A:303:ARG:HG2	1.41	0.85
1:Z:277:GLU:O	1:Z:281:LEU:HG	1.76	0.84
1:A:267:ILE:O	1:A:267:ILE:HG13	1.76	0.84
1:X:50:ASN:ND2	1:X:55:ARG:HH11	1.74	0.84
1:X:146:LYS:HG2	1:X:147:TRP:N	1.93	0.84
1:Y:51:THR:HG22	1:Y:53:GLU:H	1.40	0.84
1:A:50:ASN:HD21	1:A:55:ARG:NH1	1.74	0.84
1:Z:30:LEU:HB3	1:Z:76:VAL:HG22	1.56	0.84
1:D:164:GLN:NE2	1:D:168:ASN:HD21	1.76	0.84
1:C:216:LEU:HD23	1:C:221:VAL:HG21	1.60	0.84
1:B:229:LYS:HE3	1:B:300:SER:HB3	1.60	0.84
1:A:277:GLU:O	1:A:281:LEU:HG	1.77	0.84
1:W:106:ILE:HG12	1:W:137:TYR:CE1	2.12	0.83
1:W:246:GLU:CD	1:W:246:GLU:H	1.79	0.83
1:B:216:LEU:HD23	1:B:221:VAL:HG21	1.60	0.83
1:D:246:GLU:CD	1:D:246:GLU:H	1.80	0.83
1:Y:76:VAL:HG23	1:Y:102:ILE:HG21	1.61	0.83
1:Y:216:LEU:HD23	1:Y:221:VAL:HG21	1.60	0.82
1:X:22:ILE:HG21	1:X:29:ILE:HD11	1.61	0.82
1:W:164:GLN:NE2	1:W:168:ASN:HD21	1.75	0.82
1:Z:303:ARG:HH11	1:Z:303:ARG:HG2	1.43	0.82
1:C:283:LEU:O	1:C:283:LEU:HD12	1.80	0.81
1:C:50:ASN:ND2	1:C:55:ARG:HH11	1.77	0.81
1:C:226:THR:HG22	1:C:227:LEU:H	1.43	0.81
1:D:106:ILE:HG12	1:D:137:TYR:CE1	2.15	0.81
1:A:289:CYS:SG	1:A:291:LEU:HD13	2.20	0.81
1:W:18:ILE:HD13	1:W:143:ASP:HB3	1.61	0.81
1:C:228:LEU:CG	1:C:230:PRO:HD3	2.11	0.81
1:A:226:THR:CG2	1:A:227:LEU:N	2.43	0.81
1:Z:226:THR:CG2	1:Z:227:LEU:N	2.44	0.80
1:W:336:GLN:HE21	1:W:341:GLN:HB2	1.46	0.80

*Continued on next page...*

*Continued from previous page...*

Atom-1	Atom-2	Interatomic distance (Å)	Clash overlap (Å)
1:X:254:THR:O	1:X:258:ARG:HG3	1.81	0.80
1:X:216:LEU:HD23	1:X:221:VAL:HG21	1.63	0.80
1:X:226:THR:HG22	1:X:227:LEU:H	1.44	0.80
1:W:72:SER:HB3	1:W:331:ALA:O	1.79	0.80
1:B:106:ILE:HG22	1:B:142:VAL:HG11	1.62	0.80
1:Z:289:CYS:SG	1:Z:291:LEU:HD13	2.22	0.80
1:B:109:ASP:OD2	1:B:147:TRP:HA	1.82	0.79
1:W:303:ARG:H	1:W:303:ARG:HD2	1.45	0.79
1:W:313:TRP:HB2	1:W:323:THR:OG1	1.81	0.79
1:W:205:THR:HG22	1:W:209:LEU:HD12	1.64	0.79
1:Z:226:THR:HG23	1:Z:227:LEU:H	1.46	0.78
1:Z:129:GLY:HA2	1:Z:132:GLU:OE1	1.83	0.78
1:B:313:TRP:HB2	1:B:323:THR:OG1	1.82	0.78
1:D:205:THR:HG22	1:D:209:LEU:HD12	1.64	0.78
1:A:147:TRP:CD1	1:A:149:PRO:HD3	2.19	0.78
1:Y:313:TRP:HB2	1:Y:323:THR:OG1	1.84	0.78
1:Y:228:LEU:HG	1:Y:230:PRO:HD3	1.66	0.78
1:A:270:LEU:O	1:A:270:LEU:HD12	1.83	0.78
1:X:283:LEU:O	1:X:283:LEU:HD12	1.82	0.78
1:D:234:THR:HG22	1:D:248:VAL:HG13	1.66	0.78
1:C:254:THR:O	1:C:258:ARG:HG3	1.84	0.78
1:Z:245:PRO:HG3	1:Z:282:ASN:OD1	1.83	0.78
1:Y:229:LYS:HE3	1:Y:300:SER:HB3	1.64	0.77
1:W:200:HIS:O	1:W:204:VAL:HG23	1.84	0.77
1:A:129:GLY:HA2	1:A:132:GLU:OE1	1.83	0.77
1:B:189:GLU:O	1:B:190:VAL:CG2	2.31	0.77
1:A:226:THR:HG23	1:A:227:LEU:H	1.45	0.77
1:D:303:ARG:H	1:D:303:ARG:HD2	1.47	0.77
1:Z:65:VAL:HG23	1:Z:324:GLN:HB3	1.65	0.77
1:Z:204:VAL:O	1:Z:208:VAL:HG23	1.84	0.77
1:Z:50:ASN:HD21	1:Z:55:ARG:HH12	1.30	0.77
1:C:51:THR:HG22	1:C:53:GLU:H	1.49	0.77
1:B:228:LEU:HG	1:B:230:PRO:HD3	1.66	0.77
1:B:76:VAL:HG23	1:B:102:ILE:HG21	1.66	0.76
1:X:50:ASN:HD21	1:X:55:ARG:NH1	1.83	0.76
1:Z:270:LEU:HD12	1:Z:270:LEU:O	1.85	0.76
1:X:228:LEU:HG	1:X:230:PRO:CD	2.12	0.76
1:A:204:VAL:O	1:A:208:VAL:HG23	1.86	0.76
1:Z:51:THR:H	1:Z:54:ASN:ND2	1.83	0.76
1:D:144:PHE:HB2	1:D:183:VAL:O	1.86	0.76
1:W:234:THR:HG22	1:W:248:VAL:HG13	1.68	0.76

*Continued on next page...*



*Continued from previous page...*

Atom-1	Atom-2	Interatomic distance (Å)	Clash overlap (Å)
1:A:65:VAL:HG23	1:A:324:GLN:HB3	1.68	0.76
1:Z:316:LYS:HB2	1:Z:319:ASN:HD21	1.51	0.76
1:B:129:GLY:O	1:B:133:ARG:HG3	1.85	0.75
1:Y:106:ILE:HG22	1:Y:142:VAL:HG11	1.66	0.75
1:W:14:GLU:O	1:W:18:ILE:HG13	1.87	0.75
1:Z:197:ASP:HB3	1:Z:200:HIS:HB3	1.69	0.75
1:A:50:ASN:HD21	1:A:55:ARG:HH12	1.33	0.75
1:W:144:PHE:HB2	1:W:183:VAL:O	1.86	0.75
1:Z:320:LYS:O	1:Z:324:GLN:HG3	1.86	0.75
1:A:198:LEU:HB2	1:A:243:TYR:CZ	2.22	0.75
1:W:228:LEU:HG	1:W:230:PRO:HD3	1.69	0.75
1:C:18:ILE:HD13	1:C:143:ASP:HB3	1.68	0.75
1:A:320:LYS:O	1:A:324:GLN:HG3	1.86	0.74
1:A:228:LEU:HG	1:A:230:PRO:HD3	1.68	0.74
1:A:31:ALA:HB3	1:A:302:GLY:HA3	1.67	0.74
1:A:316:LYS:HB2	1:A:319:ASN:HD21	1.51	0.74
1:W:18:ILE:O	1:W:22:ILE:HG13	1.88	0.74
1:D:313:TRP:HB2	1:D:323:THR:OG1	1.86	0.74
1:Z:41:ASN:O	1:Z:45:ARG:HG3	1.88	0.74
1:X:33:ASP:HB3	1:X:77:ILE:HG22	1.70	0.74
1:B:226:THR:HG22	1:B:227:LEU:N	2.03	0.74
1:Y:178:GLN:HE21	1:Y:184:PRO:HG3	1.53	0.74
1:X:51:THR:HG22	1:X:53:GLU:H	1.51	0.74
1:C:33:ASP:HB3	1:C:77:ILE:HG22	1.70	0.74
1:X:226:THR:HG22	1:X:227:LEU:N	2.03	0.73
1:W:51:THR:CG2	1:W:54:ASN:H	2.01	0.73
1:B:22:ILE:HG21	1:B:29:ILE:HD11	1.70	0.73
1:B:178:GLN:HE21	1:B:184:PRO:HG3	1.52	0.73
1:X:213:TYR:OH	1:X:228:LEU:HB2	1.88	0.73
1:D:163:ILE:CD1	1:D:207:LYS:HE3	2.18	0.73
1:Z:224:GLU:OE1	1:Z:263:ALA:HB1	1.88	0.73
1:D:14:GLU:O	1:D:18:ILE:HG13	1.88	0.73
1:Y:213:TYR:OH	1:Y:228:LEU:HD13	1.88	0.73
1:W:198:LEU:HB2	1:W:243:TYR:CZ	2.23	0.73
1:Y:22:ILE:HG21	1:Y:29:ILE:HD11	1.71	0.73
1:D:18:ILE:O	1:D:22:ILE:HG13	1.88	0.73
1:A:41:ASN:O	1:A:45:ARG:HG3	1.88	0.73
1:D:198:LEU:HB2	1:D:243:TYR:CZ	2.24	0.73
1:X:235:ALA:HB1	1:X:239:CYS:CB	2.18	0.73
1:X:86:LYS:HG2	1:X:92:LEU:HA	1.70	0.72
1:X:244:THR:HG22	1:X:247:GLN:HG3	1.71	0.72

*Continued on next page...*

*Continued from previous page...*

Atom-1	Atom-2	Interatomic distance (Å)	Clash overlap (Å)
1:A:31:ALA:HB3	1:A:302:GLY:CA	2.20	0.72
1:D:94:ARG:HD3	1:D:140:ASP:O	1.89	0.72
1:C:200:HIS:O	1:C:204:VAL:HG23	1.90	0.71
1:X:50:ASN:ND2	1:X:55:ARG:NH1	2.37	0.71
1:C:19:ALA:HB2	1:C:183:VAL:HG11	1.72	0.71
1:B:190:VAL:HG12	1:B:191:ILE:N	2.04	0.71
1:C:6:ALA:HB3	1:C:179:GLN:HE22	1.55	0.71
1:D:172:ARG:HH11	1:D:172:ARG:HB2	1.54	0.71
1:B:18:ILE:O	1:B:22:ILE:HG13	1.91	0.71
1:A:172:ARG:O	1:A:176:ILE:HG13	1.90	0.71
1:A:259:THR:O	1:A:261:PRO:HD3	1.91	0.71
1:W:324:GLN:O	1:W:328:MET:HB2	1.90	0.71
1:C:226:THR:HG22	1:C:227:LEU:N	2.05	0.71
1:A:291:LEU:O	1:A:293:LYS:HG3	1.92	0.70
1:Y:18:ILE:O	1:Y:22:ILE:HG13	1.90	0.70
1:A:224:GLU:OE1	1:A:263:ALA:HB1	1.91	0.70
1:W:206:GLU:HA	1:W:259:THR:HG21	1.71	0.70
1:X:28:GLY:HA3	1:X:299:PHE:CE1	2.26	0.70
1:D:336:GLN:HE21	1:D:341:GLN:HG2	1.56	0.70
1:Z:291:LEU:O	1:Z:293:LYS:HG3	1.91	0.70
1:D:198:LEU:HD13	1:D:243:TYR:CE1	2.27	0.70
1:X:233:VAL:HG12	1:X:252:THR:OG1	1.91	0.70
1:Y:226:THR:HG22	1:Y:227:LEU:N	2.05	0.70
1:W:169:ALA:HA	1:W:172:ARG:NH1	2.06	0.70
1:D:51:THR:CG2	1:D:54:ASN:H	2.05	0.70
1:D:169:ALA:HA	1:D:172:ARG:NH1	2.07	0.70
1:Z:267:ILE:HG12	1:Z:297:LEU:HD23	1.73	0.70
1:X:28:GLY:HA3	1:X:299:PHE:CZ	2.27	0.70
1:A:309:ALA:HA	1:A:326:ALA:HB3	1.74	0.70
1:Z:172:ARG:O	1:Z:176:ILE:HG13	1.92	0.70
1:D:324:GLN:O	1:D:328:MET:HB2	1.92	0.70
1:A:51:THR:H	1:A:54:ASN:ND2	1.90	0.69
1:X:130:LEU:HD23	1:X:176:ILE:HD12	1.72	0.69
1:X:286:ILE:HG22	1:X:297:LEU:HD13	1.73	0.69
1:W:339:LYS:HB3	1:W:341:GLN:NE2	2.07	0.69
1:Y:284:ASN:OD1	1:Y:342:TYR:HB3	1.91	0.69
1:B:197:ASP:O	1:B:200:HIS:HB3	1.92	0.69
1:W:212:VAL:HG12	1:W:216:LEU:HD12	1.74	0.69
1:A:106:ILE:HG12	1:A:137:TYR:CE1	2.27	0.69
1:D:206:GLU:HA	1:D:259:THR:HG21	1.73	0.69
1:Z:51:THR:HB	1:Z:54:ASN:OD1	1.93	0.69

*Continued on next page...*

*Continued from previous page...*

Atom-1	Atom-2	Interatomic distance (Å)	Clash overlap (Å)
1:Y:146:LYS:HE3	1:Y:187:GLU:OE1	1.93	0.69
1:C:108:LEU:HD11	1:C:134:CYS:SG	2.33	0.69
1:A:303:ARG:HG2	1:A:303:ARG:NH1	2.06	0.69
1:X:60:GLU:HA	1:X:93:PHE:CE1	2.27	0.69
1:W:309:ALA:HA	1:W:326:ALA:HB3	1.72	0.69
1:Z:271:SER:O	1:Z:274:MET:HG3	1.93	0.69
1:C:286:ILE:HG22	1:C:297:LEU:HD13	1.74	0.69
1:Y:65:VAL:HG21	1:Y:328:MET:HG2	1.72	0.69
1:W:339:LYS:HB3	1:W:341:GLN:HE22	1.57	0.68
1:Y:339:LYS:C	1:Y:341:GLN:H	1.96	0.68
1:Z:309:ALA:HA	1:Z:326:ALA:HB3	1.76	0.68
1:Z:303:ARG:HG2	1:Z:303:ARG:NH1	2.07	0.68
1:D:212:VAL:HG12	1:D:216:LEU:HD12	1.75	0.68
1:B:303:ARG:N	1:B:303:ARG:HD3	2.07	0.68
1:Z:31:ALA:HB3	1:Z:302:GLY:HA3	1.74	0.68
1:X:13:LYS:HG2	1:X:17:GLU:OE2	1.93	0.68
1:X:190:VAL:CG2	1:X:231:ASN:HD21	2.07	0.68
1:Z:51:THR:N	1:Z:54:ASN:HD21	1.91	0.68
1:C:13:LYS:HG2	1:C:17:GLU:OE2	1.93	0.68
1:X:316:LYS:C	1:X:318:ALA:H	1.96	0.68
1:C:50:ASN:ND2	1:C:55:ARG:NH1	2.41	0.68
1:Y:244:THR:HG22	1:Y:247:GLN:CD	2.14	0.68
1:C:28:GLY:HA3	1:C:299:PHE:CE1	2.28	0.68
1:B:65:VAL:HG21	1:B:328:MET:HG2	1.76	0.68
1:A:267:ILE:HG12	1:A:297:LEU:HD23	1.74	0.68
1:Y:147:TRP:HD1	1:Y:148:ARG:N	1.92	0.68
1:Y:291:LEU:HD12	1:Y:292:PRO:CD	2.23	0.67
1:A:271:SER:O	1:A:274:MET:HG3	1.94	0.67
1:Z:7:LEU:HA	1:Z:11:GLN:OE1	1.94	0.67
1:C:94:ARG:HD3	1:C:140:ASP:O	1.94	0.67
1:Z:208:VAL:O	1:Z:212:VAL:HG23	1.95	0.67
1:B:291:LEU:HD12	1:B:292:PRO:CD	2.24	0.67
1:Y:147:TRP:C	1:Y:147:TRP:CD1	2.66	0.67
1:C:316:LYS:C	1:C:318:ALA:H	1.97	0.67
1:Z:259:THR:O	1:Z:261:PRO:HD3	1.93	0.67
1:Z:276:GLU:O	1:Z:330:ARG:NH2	2.26	0.67
1:A:54:ASN:HA	1:A:57:GLN:HE21	1.58	0.67
1:W:246:GLU:CD	1:W:246:GLU:N	2.48	0.67
1:D:246:GLU:CD	1:D:246:GLU:N	2.47	0.67
1:D:12:LYS:HD3	1:D:222:TYR:CE1	2.30	0.67
1:A:63:PHE:N	1:A:63:PHE:CD2	2.62	0.67

*Continued on next page...*

*Continued from previous page...*

Atom-1	Atom-2	Interatomic distance (Å)	Clash overlap (Å)
1:B:147:TRP:C	1:B:147:TRP:CD1	2.68	0.67
1:W:94:ARG:HD3	1:W:140:ASP:O	1.95	0.67
1:W:108:LEU:HD13	1:W:130:LEU:HD11	1.77	0.67
1:W:172:ARG:HH11	1:W:172:ARG:HB2	1.57	0.66
1:X:292:PRO:O	1:X:293:LYS:HG3	1.95	0.66
1:Z:54:ASN:HA	1:Z:57:GLN:HE21	1.60	0.66
1:C:183:VAL:HG13	1:C:225:GLY:O	1.95	0.66
1:B:86:LYS:HD3	1:B:90:GLY:O	1.94	0.66
1:C:270:LEU:HD12	1:C:270:LEU:O	1.95	0.66
1:Z:52:GLU:O	1:Z:55:ARG:HB2	1.96	0.66
1:C:292:PRO:O	1:C:293:LYS:HG3	1.95	0.66
1:Y:50:ASN:HD21	1:Y:55:ARG:HH11	1.43	0.66
1:Z:106:ILE:HG12	1:Z:137:TYR:CE1	2.31	0.66
1:A:51:THR:HB	1:A:54:ASN:OD1	1.96	0.66
1:D:309:ALA:HA	1:D:326:ALA:HB3	1.77	0.66
1:C:86:LYS:HG2	1:C:92:LEU:HA	1.78	0.66
1:B:214:LYS:HE2	1:B:218:ASP:OD1	1.95	0.66
1:X:244:THR:CG2	1:X:247:GLN:HG3	2.26	0.66
1:Z:58:PHE:CZ	1:Z:310:LEU:HA	2.31	0.66
1:B:244:THR:CG2	1:B:247:GLN:HG3	2.25	0.66
1:X:183:VAL:HG13	1:X:225:GLY:O	1.96	0.65
1:C:178:GLN:OE1	1:C:222:TYR:HB3	1.96	0.65
1:C:146:LYS:HG2	1:C:147:TRP:N	2.10	0.65
1:A:7:LEU:HA	1:A:11:GLN:OE1	1.96	0.65
1:C:197:ASP:HB2	1:C:243:TYR:OH	1.95	0.65
1:C:50:ASN:HD21	1:C:55:ARG:NH1	1.88	0.65
1:B:244:THR:HG22	1:B:247:GLN:CD	2.16	0.65
1:B:198:LEU:HB2	1:B:243:TYR:CZ	2.31	0.65
1:A:208:VAL:O	1:A:212:VAL:HG23	1.97	0.65
1:X:85:GLN:O	1:X:92:LEU:HD23	1.96	0.65
1:Z:267:ILE:CG1	1:Z:267:ILE:O	2.45	0.65
1:W:228:LEU:HD23	1:W:267:ILE:HG12	1.77	0.65
1:C:244:THR:CG2	1:C:247:GLN:HG3	2.26	0.65
1:Y:86:LYS:HD3	1:Y:90:GLY:O	1.96	0.65
1:A:226:THR:O	1:A:227:LEU:HG	1.97	0.65
1:C:28:GLY:HA3	1:C:299:PHE:CZ	2.31	0.65
1:X:178:GLN:OE1	1:X:222:TYR:HB3	1.97	0.65
1:C:243:TYR:HA	1:C:247:GLN:OE1	1.97	0.64
1:X:39:MET:HE2	1:X:42:ARG:HB2	1.79	0.64
1:W:196:HIS:CD2	1:W:196:HIS:N	2.64	0.64
1:C:190:VAL:CG1	1:C:192:PRO:HD2	2.27	0.64

*Continued on next page...*

*Continued from previous page...*

Atom-1	Atom-2	Interatomic distance (Å)	Clash overlap (Å)
1:Z:271:SER:HA	1:Z:274:MET:CE	2.27	0.64
1:D:50:ASN:ND2	1:D:55:ARG:HH11	1.95	0.64
1:Y:214:LYS:HE2	1:Y:218:ASP:OD1	1.97	0.64
1:B:50:ASN:HD21	1:B:55:ARG:HH11	1.45	0.64
1:C:27:LYS:HD2	1:C:74:GLY:CA	2.27	0.64
1:Z:63:PHE:CD2	1:Z:63:PHE:N	2.61	0.64
1:Z:339:LYS:HB3	1:Z:341:GLN:HG3	1.78	0.64
1:X:166:ASN:HD22	1:X:166:ASN:N	1.95	0.64
1:X:108:LEU:HD11	1:X:134:CYS:SG	2.36	0.64
1:A:271:SER:HA	1:A:274:MET:CE	2.28	0.64
1:W:336:GLN:NE2	1:W:341:GLN:HB2	2.13	0.64
1:Z:129:GLY:O	1:Z:133:ARG:HD3	1.98	0.64
1:Y:303:ARG:HD3	1:Y:303:ARG:N	2.10	0.64
1:A:56:ARG:NH1	1:A:87:ASP:HA	2.13	0.64
1:X:177:CYS:HB3	1:X:182:LEU:HB2	1.79	0.64
1:X:18:ILE:HD13	1:X:143:ASP:HB3	1.80	0.64
1:X:27:LYS:HD2	1:X:74:GLY:CA	2.28	0.64
1:C:39:MET:HE2	1:C:42:ARG:HB2	1.80	0.64
1:X:270:LEU:HD12	1:X:270:LEU:O	1.97	0.64
1:C:190:VAL:CG2	1:C:231:ASN:HD21	2.11	0.64
1:X:244:THR:HG23	1:X:247:GLN:H	1.63	0.63
1:X:185:ILE:HG22	1:X:185:ILE:O	1.99	0.63
1:B:344:HIS:ND1	1:B:345:THR:N	2.46	0.63
1:A:52:GLU:O	1:A:55:ARG:HB2	1.98	0.63
1:C:213:TYR:OH	1:C:228:LEU:HB2	1.98	0.63
1:C:286:ILE:CG2	1:C:297:LEU:HD13	2.28	0.63
1:B:284:ASN:OD1	1:B:342:TYR:HB3	1.98	0.63
1:Z:252:THR:HG22	1:Z:256:LEU:HD12	1.80	0.63
1:Z:63:PHE:N	1:Z:63:PHE:HD2	1.96	0.63
1:A:252:THR:HG22	1:A:256:LEU:HD12	1.80	0.63
1:X:41:ASN:HA	1:X:44:GLN:HB2	1.81	0.63
1:C:60:GLU:HA	1:C:93:PHE:CE1	2.34	0.63
1:C:177:CYS:HB3	1:C:182:LEU:HB2	1.81	0.63
1:C:185:ILE:HG22	1:C:185:ILE:O	1.99	0.63
1:X:221:VAL:HG12	1:X:222:TYR:N	2.14	0.63
1:W:197:ASP:OD2	1:W:200:HIS:HB2	1.98	0.63
1:B:204:VAL:O	1:B:208:VAL:HG23	1.98	0.63
1:D:164:GLN:HE21	1:D:168:ASN:ND2	1.91	0.63
1:D:78:LEU:O	1:D:106:ILE:HD12	1.99	0.63
1:W:51:THR:HG22	1:W:54:ASN:ND2	2.12	0.63
1:D:226:THR:CG2	1:D:227:LEU:N	2.61	0.63

*Continued on next page...*

*Continued from previous page...*

Atom-1	Atom-2	Interatomic distance (Å)	Clash overlap (Å)
1:D:188:PRO:O	1:D:189:GLU:HB2	1.98	0.63
1:B:106:ILE:HG13	1:B:107:LYS:N	2.12	0.63
1:A:56:ARG:HH11	1:A:56:ARG:HG2	1.63	0.63
1:X:200:HIS:O	1:X:204:VAL:HG23	1.99	0.63
1:Z:198:LEU:HB2	1:Z:243:TYR:CE1	2.34	0.63
1:X:286:ILE:CG2	1:X:297:LEU:HD13	2.29	0.62
1:W:280:THR:HG23	1:W:337:ALA:HB2	1.81	0.62
1:A:134:CYS:HB2	1:A:180:ASN:ND2	2.14	0.62
1:C:41:ASN:HA	1:C:44:GLN:HB2	1.81	0.62
1:Z:202:GLN:HG2	1:Z:206:GLU:OE2	1.99	0.62
1:Z:56:ARG:HG2	1:Z:56:ARG:HH11	1.64	0.62
1:B:106:ILE:CG2	1:B:142:VAL:HG11	2.29	0.62
1:C:144:PHE:HA	1:C:183:VAL:H	1.64	0.62
1:D:56:ARG:HB2	1:D:85:GLN:NE2	2.15	0.62
1:D:87:ASP:CG	1:D:91:LYS:HB3	2.20	0.62
1:W:87:ASP:CG	1:W:91:LYS:HB3	2.20	0.62
1:D:276:GLU:CD	1:D:307:ALA:HB3	2.20	0.62
1:X:18:ILE:O	1:X:22:ILE:HG13	1.98	0.62
1:D:51:THR:HG22	1:D:54:ASN:ND2	2.14	0.62
1:A:60:GLU:HG3	1:A:87:ASP:HB2	1.79	0.62
1:A:232:MET:O	1:A:234:THR:HG23	1.99	0.62
1:W:163:ILE:CD1	1:W:207:LYS:HE3	2.30	0.62
1:Z:197:ASP:HB3	1:Z:200:HIS:CB	2.29	0.62
1:W:50:ASN:ND2	1:W:55:ARG:HH11	1.96	0.62
1:Z:137:TYR:O	1:Z:142:VAL:HG23	2.00	0.62
1:C:166:ASN:HD22	1:C:166:ASN:N	1.95	0.62
1:B:146:LYS:NZ	3:B:367:HOH:O	2.33	0.62
1:X:19:ALA:HB2	1:X:183:VAL:HG11	1.81	0.62
1:X:190:VAL:HG23	1:X:231:ASN:HD21	1.65	0.62
1:Y:81:GLU:HG2	1:Y:82:THR:N	2.14	0.62
1:Z:106:ILE:HG22	1:Z:142:VAL:HG11	1.80	0.62
1:A:165:GLU:OE2	1:A:165:GLU:HA	2.00	0.62
1:C:221:VAL:HG12	1:C:222:TYR:N	2.15	0.62
1:A:51:THR:N	1:A:54:ASN:HD21	1.98	0.62
1:B:146:LYS:HE3	1:B:187:GLU:OE1	1.99	0.62
1:W:228:LEU:O	1:W:230:PRO:HD3	2.00	0.62
1:Y:226:THR:CG2	1:Y:227:LEU:N	2.63	0.62
1:X:39:MET:O	1:X:42:ARG:HB2	2.00	0.62
1:A:252:THR:HG22	1:A:256:LEU:CD1	2.30	0.62
1:A:35:SER:HA	1:A:79:PHE:CZ	2.35	0.62
1:A:63:PHE:N	1:A:63:PHE:HD2	1.96	0.62

*Continued on next page...*

*Continued from previous page...*

Atom-1	Atom-2	Interatomic distance (Å)	Clash overlap (Å)
1:X:271:SER:HA	1:X:274:MET:CE	2.30	0.62
1:Y:72:SER:HB3	1:Y:331:ALA:O	2.00	0.62
1:X:83:LEU:HD12	1:X:83:LEU:O	2.00	0.62
1:Z:214:LYS:HE2	1:Z:218:ASP:OD1	2.00	0.62
1:B:187:GLU:HG3	1:B:229:LYS:HB3	1.82	0.61
1:D:271:SER:O	1:D:274:MET:HE3	2.00	0.61
1:B:244:THR:HG23	1:B:246:GLU:HB2	1.82	0.61
1:W:56:ARG:HB2	1:W:85:GLN:NE2	2.15	0.61
1:C:228:LEU:HG	1:C:230:PRO:CD	2.23	0.61
1:B:226:THR:CG2	1:B:227:LEU:N	2.62	0.61
1:X:56:ARG:HB2	1:X:85:GLN:NE2	2.15	0.61
1:C:83:LEU:O	1:C:83:LEU:HD12	2.00	0.61
1:C:14:GLU:O	1:C:18:ILE:HG13	2.00	0.61
1:Z:252:THR:HG22	1:Z:256:LEU:CD1	2.30	0.61
1:Y:228:LEU:HD23	1:Y:267:ILE:HG23	1.82	0.61
1:C:18:ILE:O	1:C:22:ILE:HG13	2.01	0.61
1:Y:106:ILE:CG2	1:Y:142:VAL:HG11	2.30	0.61
1:C:39:MET:O	1:C:42:ARG:HB2	2.00	0.61
1:C:138:LYS:HD2	1:C:142:VAL:O	2.01	0.61
1:C:198:LEU:HB2	1:C:243:TYR:CE2	2.36	0.61
1:Z:56:ARG:NH1	1:Z:87:ASP:HA	2.16	0.61
1:A:13:LYS:O	1:A:17:GLU:HG3	1.99	0.61
1:A:276:GLU:HG2	1:A:304:ALA:CA	2.26	0.61
1:D:316:LYS:O	1:D:319:ASN:HB2	2.00	0.61
1:D:147:TRP:HB3	1:D:173:TYR:CE2	2.35	0.61
1:A:214:LYS:HE2	1:A:218:ASP:OD1	2.00	0.61
1:X:14:GLU:O	1:X:18:ILE:HG13	2.01	0.61
1:Z:31:ALA:HB3	1:Z:302:GLY:CA	2.30	0.61
1:Z:232:MET:O	1:Z:234:THR:HG23	1.99	0.61
1:Z:166:ASN:HD22	1:Z:167:ALA:H	1.49	0.61
1:B:259:THR:O	1:B:261:PRO:HD3	2.01	0.61
1:W:92:LEU:HB2	1:W:95:ASN:ND2	2.16	0.61
1:C:226:THR:CG2	1:C:227:LEU:H	2.14	0.61
1:B:13:LYS:O	1:B:17:GLU:HG3	2.01	0.61
1:B:248:VAL:HG11	1:B:282:ASN:ND2	2.15	0.60
1:D:276:GLU:OE2	1:D:307:ALA:HB3	2.00	0.60
1:Z:293:LYS:O	1:Z:295:TRP:N	2.34	0.60
1:W:336:GLN:HE21	1:W:341:GLN:CB	2.13	0.60
1:W:12:LYS:HD3	1:W:222:TYR:CE1	2.37	0.60
1:W:276:GLU:CD	1:W:307:ALA:HB3	2.21	0.60
1:W:271:SER:OG	1:W:303:ARG:HD3	2.01	0.60

*Continued on next page...*

*Continued from previous page...*

Atom-1	Atom-2	Interatomic distance (Å)	Clash overlap (Å)
1:Y:38:THR:HA	1:Y:41:ASN:HD22	1.67	0.60
1:A:254:THR:HG22	1:A:255:ALA:N	2.14	0.60
1:Y:13:LYS:O	1:Y:17:GLU:HG3	2.02	0.60
1:Y:248:VAL:HG11	1:Y:282:ASN:ND2	2.17	0.60
1:C:271:SER:HA	1:C:274:MET:CE	2.31	0.60
1:C:186:VAL:O	1:C:186:VAL:HG22	2.02	0.60
1:B:309:ALA:O	1:B:323:THR:HG23	2.02	0.60
1:D:271:SER:OG	1:D:303:ARG:HD3	2.02	0.60
1:Y:189:GLU:O	1:Y:190:VAL:HG23	2.01	0.60
1:X:106:ILE:CG2	1:X:142:VAL:HG11	2.26	0.60
1:X:138:LYS:HD2	1:X:142:VAL:O	2.01	0.60
1:B:303:ARG:O	1:B:307:ALA:HB2	2.02	0.60
1:Z:254:THR:HG22	1:Z:255:ALA:N	2.15	0.60
1:X:83:LEU:CD1	1:X:94:ARG:HH21	2.14	0.60
1:X:188:PRO:HG3	1:X:212:VAL:HG21	1.83	0.59
1:D:204:VAL:O	1:D:208:VAL:HG23	2.02	0.59
1:D:92:LEU:HB2	1:D:95:ASN:ND2	2.17	0.59
1:W:159:SER:HB3	1:W:162:ALA:HB2	1.85	0.59
1:A:58:PHE:CZ	1:A:310:LEU:HA	2.37	0.59
1:Y:109:ASP:OD2	1:Y:147:TRP:HA	2.01	0.59
1:B:198:LEU:HD22	1:B:243:TYR:CD2	2.37	0.59
1:Z:276:GLU:HG2	1:Z:304:ALA:CA	2.28	0.59
1:X:309:ALA:O	1:X:323:THR:HG23	2.02	0.59
1:Z:58:PHE:CE1	1:Z:310:LEU:HA	2.37	0.59
1:Z:165:GLU:OE2	1:Z:165:GLU:HA	2.02	0.59
1:B:168:ASN:O	1:B:172:ARG:HG3	2.02	0.59
1:A:276:GLU:O	1:A:330:ARG:NH2	2.35	0.59
1:X:239:CYS:SG	1:X:240:THR:N	2.76	0.59
1:X:49:GLU:O	1:X:54:ASN:ND2	2.36	0.59
1:Y:129:GLY:C	1:Y:131:SER:H	2.04	0.59
1:A:267:ILE:O	1:A:267:ILE:CG1	2.47	0.59
1:X:94:ARG:HD2	1:X:140:ASP:O	2.02	0.59
1:A:245:PRO:HG3	1:A:282:ASN:OD1	2.03	0.59
1:X:78:LEU:HD12	1:X:104:VAL:HG13	1.84	0.59
1:X:226:THR:CG2	1:X:227:LEU:H	2.14	0.59
1:W:271:SER:O	1:W:274:MET:HE3	2.03	0.59
1:W:316:LYS:O	1:W:319:ASN:HB2	2.02	0.59
1:A:216:LEU:HD23	1:A:221:VAL:CG2	2.26	0.59
1:W:339:LYS:NZ	3:W:369:HOH:O	2.21	0.59
1:C:85:GLN:O	1:C:92:LEU:HD23	2.02	0.59
1:A:146:LYS:HE3	1:A:187:GLU:OE1	2.03	0.59

*Continued on next page...*



*Continued from previous page...*

Atom-1	Atom-2	Interatomic distance (Å)	Clash overlap (Å)
1:X:107:LYS:HG2	1:X:109:ASP:OD1	2.03	0.59
1:X:301:TYR:HB3	1:X:304:ALA:HB3	1.84	0.59
1:B:81:GLU:HG2	1:B:82:THR:N	2.16	0.59
1:Z:13:LYS:O	1:Z:17:GLU:HG3	2.02	0.59
1:A:28:GLY:HA3	1:A:299:PHE:CZ	2.37	0.59
1:W:276:GLU:OE2	1:W:307:ALA:HB3	2.02	0.58
1:C:58:PHE:CZ	1:C:310:LEU:HD13	2.37	0.58
1:A:271:SER:HA	1:A:274:MET:HE2	1.83	0.58
1:C:65:VAL:HG23	1:C:324:GLN:HB3	1.84	0.58
1:B:43:LEU:O	1:B:46:ILE:HG12	2.02	0.58
1:C:190:VAL:HG12	1:C:192:PRO:HD2	1.86	0.58
1:Y:259:THR:O	1:Y:261:PRO:HD3	2.03	0.58
1:Y:43:LEU:O	1:Y:46:ILE:HG12	2.04	0.58
1:Y:303:ARG:O	1:Y:307:ALA:HB2	2.03	0.58
1:Y:309:ALA:O	1:Y:323:THR:HG23	2.03	0.58
1:B:226:THR:CG2	1:B:227:LEU:H	2.17	0.58
1:Z:271:SER:HA	1:Z:274:MET:HE2	1.85	0.58
1:A:56:ARG:HH12	1:A:87:ASP:HA	1.67	0.58
1:W:280:THR:HG21	1:W:342:TYR:CD1	2.39	0.58
1:D:147:TRP:HB3	1:D:173:TYR:CZ	2.38	0.58
1:W:171:ALA:HB1	1:W:219:HIS:CD2	2.38	0.58
1:Y:204:VAL:O	1:Y:208:VAL:HG23	2.03	0.58
1:Z:216:LEU:HD23	1:Z:221:VAL:CG2	2.25	0.58
1:A:332:MET:O	1:A:336:GLN:HG3	2.04	0.58
1:D:336:GLN:HE21	1:D:341:GLN:CG	2.16	0.58
1:W:223:LEU:O	1:W:226:THR:HB	2.03	0.58
1:A:43:LEU:O	1:A:46:ILE:CG1	2.51	0.58
1:B:38:THR:HA	1:B:41:ASN:HD22	1.68	0.58
1:A:166:ASN:HD22	1:A:167:ALA:H	1.49	0.58
1:Z:244:THR:OG1	1:Z:245:PRO:HD2	2.02	0.58
1:C:49:GLU:O	1:C:54:ASN:ND2	2.36	0.58
1:W:51:THR:HG22	1:W:54:ASN:HD22	1.68	0.58
1:Z:35:SER:HA	1:Z:79:PHE:CZ	2.39	0.58
1:Y:28:GLY:HA3	1:Y:299:PHE:CE1	2.38	0.58
1:D:198:LEU:HD11	1:D:234:THR:HA	1.86	0.58
1:A:168:ASN:O	1:A:172:ARG:HG3	2.04	0.58
1:X:316:LYS:O	1:X:318:ALA:N	2.36	0.58
1:W:226:THR:CG2	1:W:227:LEU:N	2.65	0.58
1:B:339:LYS:C	1:B:341:GLN:H	2.06	0.58
1:D:280:THR:HG21	1:D:342:TYR:CD1	2.39	0.58
1:Z:14:GLU:O	1:Z:18:ILE:HG13	2.04	0.58

*Continued on next page...*

*Continued from previous page...*

Atom-1	Atom-2	Interatomic distance (Å)	Clash overlap (Å)
1:C:301:TYR:HB3	1:C:304:ALA:HB3	1.84	0.58
1:A:48:VAL:HG12	1:A:49:GLU:N	2.18	0.58
1:Z:43:LEU:O	1:Z:46:ILE:CG1	2.51	0.58
1:W:204:VAL:O	1:W:208:VAL:HG23	2.04	0.58
1:A:183:VAL:HG12	1:A:183:VAL:O	2.03	0.58
1:X:83:LEU:HD11	1:X:94:ARG:HH21	1.69	0.58
1:W:264:VAL:O	1:W:295:TRP:HB3	2.04	0.58
1:C:23:VAL:HG12	1:C:27:LYS:O	2.04	0.57
1:D:223:LEU:O	1:D:226:THR:HB	2.04	0.57
1:A:36:VAL:HG23	1:A:79:PHE:HE2	1.69	0.57
1:Y:283:LEU:HD11	1:Y:297:LEU:O	2.03	0.57
1:X:46:ILE:HG21	1:X:310:LEU:O	2.05	0.57
1:Z:174:ALA:O	1:Z:178:GLN:HG3	2.04	0.57
1:Z:206:GLU:HG3	1:Z:255:ALA:HB1	1.86	0.57
1:W:46:ILE:HD13	1:W:310:LEU:HG	1.86	0.57
1:A:166:ASN:ND2	1:A:167:ALA:N	2.47	0.57
1:C:58:PHE:CE2	1:C:310:LEU:HD13	2.39	0.57
1:Z:60:GLU:HG3	1:Z:87:ASP:HB2	1.85	0.57
1:A:206:GLU:HG3	1:A:255:ALA:HB1	1.86	0.57
1:D:280:THR:HG23	1:D:337:ALA:HB2	1.86	0.57
1:W:161:LEU:HD12	1:W:164:GLN:HG2	1.87	0.57
1:W:164:GLN:HE21	1:W:168:ASN:ND2	1.90	0.57
1:Z:197:ASP:O	1:Z:200:HIS:HB3	2.03	0.57
1:A:14:GLU:O	1:A:18:ILE:HG13	2.04	0.57
1:X:58:PHE:CZ	1:X:310:LEU:HD13	2.39	0.57
1:C:316:LYS:O	1:C:318:ALA:N	2.37	0.57
1:Y:185:ILE:O	1:Y:185:ILE:HG22	2.04	0.57
1:D:282:ASN:O	1:D:286:ILE:HG13	2.04	0.57
1:B:291:LEU:CD1	1:B:292:PRO:HD3	2.30	0.57
1:Y:129:GLY:C	1:Y:131:SER:N	2.57	0.57
1:B:72:SER:HB3	1:B:331:ALA:O	2.04	0.57
1:A:174:ALA:O	1:A:178:GLN:HG3	2.05	0.57
1:C:30:LEU:HD12	1:C:31:ALA:N	2.20	0.57
1:X:58:PHE:CE2	1:X:310:LEU:HD13	2.39	0.57
1:Y:244:THR:HG22	1:Y:247:GLN:OE1	2.04	0.57
1:A:87:ASP:O	1:A:90:GLY:N	2.37	0.57
1:D:87:ASP:OD2	1:D:91:LYS:HB3	2.04	0.57
1:C:9:GLN:HE22	1:C:12:LYS:HZ3	1.52	0.57
1:Z:103:VAL:CG1	1:Z:143:ASP:HB2	2.34	0.57
1:B:208:VAL:O	1:B:212:VAL:HG23	2.05	0.57
1:Y:168:ASN:O	1:Y:172:ARG:HG3	2.04	0.57

*Continued on next page...*

*Continued from previous page...*

Atom-1	Atom-2	Interatomic distance (Å)	Clash overlap (Å)
1:B:60:GLU:O	1:B:64:SER:HB3	2.04	0.57
1:Y:56:ARG:HB2	1:Y:85:GLN:NE2	2.20	0.57
1:Z:284:ASN:OD1	1:Z:340:GLY:HA2	2.05	0.57
1:Z:332:MET:O	1:Z:336:GLN:HG3	2.04	0.57
1:D:280:THR:OG1	1:D:330:ARG:NH2	2.38	0.57
1:D:46:ILE:HD13	1:D:310:LEU:HG	1.87	0.57
1:D:46:ILE:O	1:D:47:LYS:HB2	2.04	0.57
1:Z:249:ALA:HB1	1:Z:286:ILE:HA	1.86	0.56
1:Z:27:LYS:HB3	1:Z:74:GLY:N	2.19	0.56
1:C:132:GLU:H	1:C:132:GLU:CD	2.08	0.56
1:X:51:THR:HB	1:X:54:ASN:H	1.70	0.56
1:D:68:SER:O	1:D:71:GLN:HB2	2.05	0.56
1:Z:166:ASN:C	1:Z:166:ASN:HD22	2.05	0.56
1:Z:53:GLU:O	1:Z:57:GLN:HG3	2.06	0.56
1:Y:256:LEU:HD13	1:Y:267:ILE:HD13	1.88	0.56
1:C:309:ALA:O	1:C:323:THR:HG23	2.05	0.56
1:A:87:ASP:OD2	1:A:87:ASP:C	2.43	0.56
1:W:87:ASP:OD2	1:W:91:LYS:HB3	2.04	0.56
1:B:164:GLN:O	1:B:168:ASN:ND2	2.39	0.56
1:Y:46:ILE:HG13	1:Y:48:VAL:HG23	1.87	0.56
1:Y:197:ASP:O	1:Y:200:HIS:HB3	2.06	0.56
1:A:104:VAL:HB	1:A:141:GLY:O	2.04	0.56
1:Y:159:SER:HB3	1:Y:162:ALA:CB	2.35	0.56
1:D:264:VAL:O	1:D:295:TRP:HB3	2.05	0.56
1:A:293:LYS:O	1:A:295:TRP:N	2.38	0.56
1:D:226:THR:HG22	1:D:227:LEU:N	2.21	0.56
1:Z:183:VAL:O	1:Z:183:VAL:HG12	2.04	0.56
1:B:56:ARG:HB2	1:B:85:GLN:NE2	2.20	0.56
1:X:144:PHE:HA	1:X:183:VAL:H	1.71	0.56
1:D:51:THR:HG22	1:D:54:ASN:HD22	1.70	0.56
1:W:63:PHE:CD2	1:W:63:PHE:N	2.72	0.56
1:D:63:PHE:N	1:D:63:PHE:CD2	2.73	0.56
1:W:46:ILE:O	1:W:47:LYS:HB2	2.04	0.56
1:A:27:LYS:HB3	1:A:74:GLY:N	2.21	0.56
1:D:161:LEU:HD12	1:D:164:GLN:HG2	1.87	0.56
1:A:40:GLY:O	1:A:44:GLN:HB2	2.05	0.56
1:Z:168:ASN:O	1:Z:172:ARG:HG3	2.06	0.56
1:W:282:ASN:O	1:W:286:ILE:HG13	2.06	0.56
1:Y:228:LEU:CG	1:Y:230:PRO:HD3	2.35	0.56
1:B:15:LEU:HD13	1:B:178:GLN:HG2	1.88	0.56
1:A:137:TYR:O	1:A:142:VAL:HG23	2.04	0.56

*Continued on next page...*

*Continued from previous page...*

Atom-1	Atom-2	Interatomic distance (Å)	Clash overlap (Å)
1:C:344:HIS:O	1:C:345:THR:HB	2.06	0.56
1:X:320:LYS:O	1:X:324:GLN:HG3	2.06	0.56
1:X:198:LEU:HD13	1:X:243:TYR:CD2	2.41	0.56
1:A:249:ALA:HB1	1:A:286:ILE:HA	1.86	0.56
1:W:209:LEU:HB3	1:W:259:THR:HB	1.88	0.56
1:A:59:ARG:NH1	1:A:82:THR:OG1	2.39	0.56
1:A:246:GLU:H	1:A:246:GLU:CD	2.10	0.56
1:Z:48:VAL:HG12	1:Z:49:GLU:N	2.20	0.56
1:W:161:LEU:HA	1:W:164:GLN:HB3	1.88	0.55
1:X:23:VAL:HG12	1:X:27:LYS:O	2.06	0.55
1:Z:87:ASP:C	1:Z:87:ASP:OD2	2.45	0.55
1:Z:40:GLY:O	1:Z:44:GLN:HB2	2.05	0.55
1:C:6:ALA:HB3	1:C:179:GLN:NE2	2.21	0.55
1:Z:69:ILE:C	1:Z:71:GLN:H	2.10	0.55
1:B:131:SER:HB3	1:B:176:ILE:HG23	1.87	0.55
1:Z:244:THR:HG22	1:Z:247:GLN:OE1	2.06	0.55
1:A:222:TYR:CE2	1:A:224:GLU:HB2	2.42	0.55
1:D:50:ASN:HD21	1:D:55:ARG:HH11	1.53	0.55
1:A:43:LEU:O	1:A:46:ILE:HG13	2.06	0.55
1:D:27:LYS:HG2	1:D:71:GLN:O	2.06	0.55
1:D:339:LYS:NZ	3:D:367:HOH:O	2.19	0.55
1:X:198:LEU:HD13	1:X:243:TYR:CE2	2.40	0.55
1:C:46:ILE:HG21	1:C:310:LEU:O	2.06	0.55
1:C:51:THR:HB	1:C:54:ASN:H	1.71	0.55
1:Z:222:TYR:CE2	1:Z:224:GLU:HB2	2.41	0.55
1:X:60:GLU:HA	1:X:93:PHE:HE1	1.71	0.55
1:Z:87:ASP:O	1:Z:90:GLY:N	2.39	0.55
1:A:72:SER:HB3	1:A:331:ALA:O	2.06	0.55
1:A:53:GLU:O	1:A:57:GLN:HG3	2.05	0.55
1:Z:254:THR:O	1:Z:258:ARG:HG3	2.06	0.55
1:Z:43:LEU:O	1:Z:46:ILE:HG13	2.06	0.55
1:X:30:LEU:HD12	1:X:31:ALA:N	2.22	0.55
1:W:68:SER:O	1:W:71:GLN:HB2	2.07	0.55
1:A:171:ALA:HB1	1:A:219:HIS:CD2	2.42	0.55
1:X:106:ILE:HG23	1:X:106:ILE:O	2.06	0.55
1:Y:258:ARG:NH1	1:Z:224:GLU:OE2	2.40	0.55
1:Z:56:ARG:HH12	1:Z:87:ASP:HA	1.71	0.55
1:D:146:LYS:HE3	1:D:229:LYS:HZ2	1.71	0.55
1:C:252:THR:O	1:C:256:LEU:HG	2.06	0.55
1:X:130:LEU:N	1:X:132:GLU:OE1	2.40	0.55
1:B:213:TYR:OH	1:B:228:LEU:HD13	2.07	0.55

*Continued on next page...*

*Continued from previous page...*

Atom-1	Atom-2	Interatomic distance (Å)	Clash overlap (Å)
1:A:87:ASP:HB3	1:A:96:ILE:HD11	1.88	0.55
1:X:31:ALA:HB3	1:X:302:GLY:CA	2.37	0.55
1:C:326:ALA:O	1:C:330:ARG:HG2	2.07	0.55
1:W:50:ASN:HD21	1:W:55:ARG:HH11	1.55	0.55
1:A:83:LEU:HD22	1:A:106:ILE:HD13	1.88	0.55
1:C:56:ARG:HB2	1:C:85:GLN:NE2	2.22	0.55
1:C:56:ARG:NH1	1:C:87:ASP:HA	2.22	0.55
1:X:326:ALA:O	1:X:330:ARG:HG2	2.07	0.54
1:Y:254:THR:HG22	1:Y:255:ALA:N	2.22	0.54
1:Z:50:ASN:ND2	1:Z:55:ARG:NH1	2.52	0.54
1:D:244:THR:OG1	1:D:247:GLN:HG3	2.08	0.54
1:B:256:LEU:HD11	1:B:269:PHE:CZ	2.42	0.54
1:X:205:THR:O	1:X:209:LEU:HG	2.08	0.54
1:Z:171:ALA:HB1	1:Z:219:HIS:CD2	2.42	0.54
1:Z:264:VAL:O	1:Z:295:TRP:HB3	2.08	0.54
1:C:192:PRO:CG	1:C:204:VAL:HG11	2.37	0.54
1:Y:226:THR:CG2	1:Y:227:LEU:H	2.21	0.54
1:W:168:ASN:ND2	3:W:367:HOH:O	2.41	0.54
1:D:161:LEU:HA	1:D:164:GLN:HB3	1.90	0.54
1:B:14:GLU:O	1:B:15:LEU:C	2.46	0.54
1:A:224:GLU:OE2	1:B:258:ARG:NH1	2.40	0.54
1:Y:208:VAL:O	1:Y:212:VAL:HG23	2.07	0.54
1:Y:164:GLN:O	1:Y:168:ASN:ND2	2.41	0.54
1:Y:14:GLU:O	1:Y:15:LEU:C	2.45	0.54
1:C:30:LEU:HD12	1:C:31:ALA:H	1.71	0.54
1:X:30:LEU:HD12	1:X:31:ALA:H	1.73	0.54
1:W:29:ILE:O	1:W:300:SER:HA	2.08	0.54
1:C:205:THR:O	1:C:209:LEU:HG	2.07	0.54
1:Y:256:LEU:HD11	1:Y:269:PHE:CZ	2.42	0.54
1:A:138:LYS:HD2	1:A:142:VAL:O	2.07	0.54
1:C:42:ARG:NH2	1:C:303:ARG:HD2	2.23	0.54
1:Z:202:GLN:HG3	1:Z:255:ALA:HB2	1.90	0.54
1:W:56:ARG:HG3	1:W:85:GLN:HB3	1.88	0.54
1:C:77:ILE:HG12	1:C:144:PHE:HE1	1.71	0.54
1:B:254:THR:O	1:B:258:ARG:HG2	2.07	0.54
1:C:244:THR:HG23	1:C:247:GLN:HG3	1.89	0.54
1:A:65:VAL:HG23	1:A:324:GLN:HE21	1.73	0.54
1:Z:11:GLN:O	1:Z:15:LEU:HD12	2.08	0.54
1:A:254:THR:O	1:A:258:ARG:HG3	2.08	0.54
1:D:163:ILE:HD12	1:D:207:LYS:HE3	1.90	0.54
1:Y:254:THR:O	1:Y:258:ARG:HG2	2.08	0.54

*Continued on next page...*

*Continued from previous page...*

Atom-1	Atom-2	Interatomic distance (Å)	Clash overlap (Å)
1:B:8:THR:C	1:B:10:GLU:N	2.61	0.54
1:C:78:LEU:HD12	1:C:104:VAL:HG13	1.90	0.54
1:Y:60:GLU:O	1:Y:64:SER:HB3	2.06	0.54
1:C:106:ILE:HG23	1:C:106:ILE:O	2.08	0.54
1:X:250:MET:CE	1:X:291:LEU:HD21	2.37	0.54
1:W:78:LEU:O	1:W:106:ILE:HD12	2.07	0.54
1:B:283:LEU:HD11	1:B:297:LEU:O	2.08	0.54
1:X:252:THR:O	1:X:256:LEU:HG	2.08	0.54
1:C:250:MET:CE	1:C:291:LEU:HD21	2.37	0.54
1:Z:134:CYS:HB2	1:Z:180:ASN:ND2	2.23	0.54
1:X:284:ASN:HA	1:X:337:ALA:O	2.08	0.53
1:C:232:MET:O	1:C:234:THR:HG23	2.09	0.53
1:A:69:ILE:C	1:A:71:GLN:H	2.10	0.53
1:X:29:ILE:HA	1:X:75:GLY:O	2.07	0.53
1:B:18:ILE:HD13	1:B:143:ASP:HB3	1.90	0.53
1:B:46:ILE:HG13	1:B:48:VAL:HG23	1.88	0.53
1:B:249:ALA:HB1	1:B:286:ILE:HA	1.89	0.53
1:W:147:TRP:HB3	1:W:173:TYR:CE2	2.43	0.53
1:X:229:LYS:O	1:X:229:LYS:HG2	2.08	0.53
1:Y:291:LEU:CD1	1:Y:292:PRO:HD3	2.31	0.53
1:X:198:LEU:HD23	1:X:251:ALA:HB2	1.91	0.53
1:Z:51:THR:N	1:Z:54:ASN:ND2	2.49	0.53
1:A:185:ILE:HG22	1:A:185:ILE:O	2.08	0.53
1:Z:87:ASP:HB3	1:Z:96:ILE:HD11	1.89	0.53
1:B:339:LYS:HB3	1:B:341:GLN:HG3	1.89	0.53
1:W:147:TRP:HB3	1:W:173:TYR:CZ	2.43	0.53
1:Z:72:SER:HB3	1:Z:331:ALA:O	2.07	0.53
1:B:254:THR:HG22	1:B:255:ALA:N	2.22	0.53
1:Z:69:ILE:HD11	1:Z:327:PHE:CZ	2.44	0.53
1:Z:65:VAL:HG23	1:Z:324:GLN:HE21	1.72	0.53
1:C:320:LYS:O	1:C:324:GLN:HG3	2.09	0.53
1:Z:144:PHE:HA	1:Z:183:VAL:H	1.73	0.53
1:Z:22:ILE:HG22	1:Z:22:ILE:O	2.09	0.53
1:A:52:GLU:HA	1:A:55:ARG:NH2	2.24	0.53
1:A:51:THR:N	1:A:54:ASN:ND2	2.55	0.53
1:W:244:THR:O	1:W:248:VAL:HG23	2.08	0.53
1:C:77:ILE:HG12	1:C:144:PHE:CE1	2.44	0.53
1:C:9:GLN:HE22	1:C:12:LYS:NZ	2.07	0.53
1:Y:303:ARG:CD	1:Y:303:ARG:H	2.17	0.53
1:Z:104:VAL:HB	1:Z:141:GLY:O	2.09	0.53
1:X:249:ALA:O	1:X:253:VAL:HG23	2.09	0.53

*Continued on next page...*

*Continued from previous page...*

Atom-1	Atom-2	Interatomic distance (Å)	Clash overlap (Å)
1:A:311:ALA:C	1:A:313:TRP:H	2.12	0.53
1:D:12:LYS:HB3	1:D:222:TYR:CZ	2.44	0.53
1:Z:87:ASP:OD2	1:Z:91:LYS:HB3	2.09	0.53
1:W:229:LYS:HA	1:W:268:CYS:O	2.09	0.53
1:D:171:ALA:HB1	1:D:219:HIS:CD2	2.44	0.53
1:A:147:TRP:HB3	1:A:173:TYR:CZ	2.43	0.53
1:C:31:ALA:HB3	1:C:302:GLY:CA	2.38	0.53
1:B:185:ILE:HG22	1:B:185:ILE:O	2.09	0.53
1:B:190:VAL:CG1	1:B:191:ILE:N	2.72	0.53
1:A:264:VAL:O	1:A:295:TRP:HB3	2.09	0.53
1:B:147:TRP:HD1	1:B:148:ARG:N	2.06	0.53
1:Y:213:TYR:OH	1:Y:228:LEU:HB2	2.09	0.53
1:A:87:ASP:CG	1:A:91:LYS:HB3	2.30	0.53
1:Z:87:ASP:CG	1:Z:91:LYS:HB3	2.29	0.53
1:Y:172:ARG:O	1:Y:176:ILE:HG13	2.09	0.53
1:Y:249:ALA:HB1	1:Y:286:ILE:HA	1.90	0.53
1:X:9:GLN:HE22	1:X:12:LYS:NZ	2.06	0.53
1:Z:54:ASN:HA	1:Z:57:GLN:NE2	2.24	0.52
1:D:18:ILE:HB	1:D:183:VAL:HG21	1.91	0.52
1:A:22:ILE:HG22	1:A:22:ILE:O	2.09	0.52
1:W:291:LEU:O	1:W:293:LYS:HG3	2.08	0.52
1:X:283:LEU:C	1:X:283:LEU:HD12	2.30	0.52
1:B:256:LEU:HD13	1:B:267:ILE:HD13	1.91	0.52
1:D:136:GLN:HE21	1:D:136:GLN:HA	1.73	0.52
1:Z:185:ILE:O	1:Z:185:ILE:HG22	2.09	0.52
1:W:148:ARG:HD3	1:W:187:GLU:OE1	2.08	0.52
1:A:50:ASN:ND2	1:A:55:ARG:NH1	2.51	0.52
1:D:56:ARG:HG3	1:D:85:GLN:HB3	1.90	0.52
1:B:10:GLU:O	1:B:13:LYS:HB3	2.09	0.52
1:B:108:LEU:HD13	1:B:130:LEU:HD11	1.91	0.52
1:C:284:ASN:HA	1:C:337:ALA:O	2.10	0.52
1:W:51:THR:HG22	1:W:54:ASN:H	1.74	0.52
1:W:280:THR:OG1	1:W:330:ARG:NH2	2.42	0.52
1:Z:166:ASN:ND2	1:Z:167:ALA:N	2.46	0.52
1:W:196:HIS:HB3	1:W:200:HIS:CD2	2.44	0.52
1:D:209:LEU:HB3	1:D:259:THR:HB	1.92	0.52
1:B:8:THR:C	1:B:10:GLU:H	2.11	0.52
1:W:321:GLU:O	1:W:325:GLU:HG2	2.09	0.52
1:C:270:LEU:HD12	1:C:270:LEU:C	2.30	0.52
1:C:51:THR:OG1	1:C:54:ASN:ND2	2.42	0.52
1:X:51:THR:C	1:X:53:GLU:H	2.11	0.52

*Continued on next page...*

*Continued from previous page...*

Atom-1	Atom-2	Interatomic distance (Å)	Clash overlap (Å)
1:X:51:THR:OG1	1:X:54:ASN:ND2	2.43	0.52
1:Z:328:MET:HG3	1:Z:332:MET:CE	2.34	0.52
1:Z:130:LEU:HD13	1:Z:133:ARG:NH2	2.25	0.52
1:C:309:ALA:HA	1:C:326:ALA:HB3	1.92	0.52
1:X:309:ALA:HA	1:X:326:ALA:HB3	1.92	0.52
1:X:270:LEU:HD12	1:X:270:LEU:C	2.30	0.52
1:A:58:PHE:CE1	1:A:310:LEU:HA	2.45	0.52
1:D:291:LEU:O	1:D:293:LYS:HG3	2.09	0.52
1:X:42:ARG:NH2	1:X:303:ARG:HD2	2.24	0.52
1:X:166:ASN:H	1:X:166:ASN:ND2	2.08	0.52
1:W:136:GLN:HE21	1:W:136:GLN:HA	1.74	0.52
1:X:208:VAL:O	1:X:212:VAL:HG23	2.10	0.52
1:X:243:TYR:HA	1:X:247:GLN:OE1	2.10	0.52
1:W:105:GLY:HA3	1:W:144:PHE:CE2	2.45	0.52
1:X:51:THR:C	1:X:53:GLU:N	2.64	0.52
1:X:56:ARG:NH1	1:X:87:ASP:HA	2.25	0.52
1:A:106:ILE:HG23	1:A:106:ILE:O	2.09	0.52
1:A:106:ILE:HG22	1:A:142:VAL:HG11	1.91	0.52
1:X:190:VAL:HG12	1:X:191:ILE:N	2.25	0.52
1:D:43:LEU:HD13	1:D:50:ASN:HA	1.92	0.52
1:Y:144:PHE:HA	1:Y:183:VAL:H	1.74	0.52
1:Z:246:GLU:H	1:Z:246:GLU:CD	2.13	0.51
1:W:208:VAL:O	1:W:212:VAL:HG23	2.10	0.51
1:Z:244:THR:O	1:Z:248:VAL:HG23	2.10	0.51
1:Y:106:ILE:HG12	1:Y:137:TYR:CE1	2.45	0.51
1:C:83:LEU:HD11	1:C:94:ARG:HE	1.75	0.51
1:Z:138:LYS:HD2	1:Z:142:VAL:O	2.09	0.51
1:C:166:ASN:ND2	1:C:166:ASN:H	2.08	0.51
1:X:88:SER:C	1:X:90:GLY:H	2.14	0.51
1:A:164:GLN:HG2	1:A:168:ASN:HD21	1.74	0.51
1:X:65:VAL:HG23	1:X:324:GLN:HB3	1.92	0.51
1:Z:339:LYS:CD	1:Z:341:GLN:HE21	2.06	0.51
1:D:159:SER:HB3	1:D:162:ALA:HB2	1.92	0.51
1:W:196:HIS:HB3	1:W:200:HIS:CG	2.45	0.51
1:W:18:ILE:HB	1:W:183:VAL:HG21	1.93	0.51
1:A:316:LYS:HB2	1:A:319:ASN:ND2	2.21	0.51
1:C:250:MET:SD	1:C:291:LEU:HD21	2.51	0.51
1:A:103:VAL:CG1	1:A:143:ASP:HB2	2.40	0.51
1:Z:311:ALA:C	1:Z:313:TRP:H	2.14	0.51
1:C:197:ASP:OD1	1:C:199:GLU:HB3	2.10	0.51
1:A:87:ASP:OD2	1:A:91:LYS:HB3	2.10	0.51

*Continued on next page...*



*Continued from previous page...*

Atom-1	Atom-2	Interatomic distance (Å)	Clash overlap (Å)
1:Y:130:LEU:HD12	1:Y:176:ILE:HG21	1.92	0.51
1:C:336:GLN:HA	1:C:339:LYS:HG3	1.92	0.51
1:D:208:VAL:O	1:D:212:VAL:HG23	2.10	0.51
1:C:75:GLY:HA2	1:C:103:VAL:HG12	1.92	0.51
1:Z:164:GLN:HG2	1:Z:168:ASN:HD21	1.76	0.51
1:C:316:LYS:C	1:C:318:ALA:N	2.64	0.51
1:X:166:ASN:N	1:X:166:ASN:ND2	2.58	0.51
1:A:59:ARG:CB	1:A:93:PHE:HE2	2.23	0.51
1:D:60:GLU:HA	1:D:93:PHE:CE2	2.45	0.51
1:C:289:CYS:SG	1:C:291:LEU:HD23	2.50	0.51
1:X:55:ARG:O	1:X:59:ARG:HG3	2.11	0.51
1:C:29:ILE:HA	1:C:75:GLY:O	2.10	0.51
1:W:43:LEU:HD13	1:W:50:ASN:HA	1.91	0.51
1:C:190:VAL:HG13	1:C:192:PRO:HD2	1.91	0.51
1:C:166:ASN:ND2	1:C:166:ASN:N	2.58	0.51
1:X:83:LEU:HD11	1:X:94:ARG:HD3	1.93	0.51
1:Y:10:GLU:O	1:Y:13:LYS:HB3	2.10	0.51
1:W:277:GLU:HG3	1:W:281:LEU:HD11	1.93	0.51
1:Z:61:ILE:HG21	1:Z:323:THR:HG21	1.92	0.51
1:A:144:PHE:HA	1:A:183:VAL:H	1.75	0.51
1:C:51:THR:C	1:C:53:GLU:H	2.14	0.51
1:C:88:SER:C	1:C:90:GLY:H	2.14	0.51
1:W:261:PRO:C	1:W:263:ALA:H	2.15	0.51
1:X:77:ILE:HG12	1:X:144:PHE:HE1	1.76	0.51
1:B:144:PHE:HB2	1:B:183:VAL:O	2.11	0.51
1:D:51:THR:HG22	1:D:54:ASN:H	1.76	0.51
1:Y:189:GLU:O	1:Y:190:VAL:CG2	2.59	0.51
1:X:221:VAL:HG12	1:X:222:TYR:H	1.76	0.51
1:D:246:GLU:O	1:D:250:MET:HB2	2.11	0.51
1:B:230:PRO:HG3	1:B:267:ILE:CG2	2.40	0.51
1:B:28:GLY:HA3	1:B:299:PHE:CE1	2.46	0.51
1:B:144:PHE:HA	1:B:183:VAL:H	1.74	0.51
1:B:244:THR:HG23	1:B:247:GLN:HG3	1.91	0.51
1:Z:56:ARG:NH1	1:Z:56:ARG:HG2	2.26	0.51
1:Z:56:ARG:HG3	1:Z:85:GLN:CD	2.30	0.51
1:D:29:ILE:O	1:D:300:SER:HA	2.10	0.51
1:Z:301:TYR:O	1:Z:305:LEU:HD12	2.11	0.51
1:C:130:LEU:O	1:C:131:SER:C	2.50	0.51
1:W:196:HIS:HD2	1:W:196:HIS:N	2.09	0.51
1:D:244:THR:O	1:D:248:VAL:HG23	2.11	0.51
1:B:200:HIS:O	1:B:204:VAL:HG23	2.10	0.51

*Continued on next page...*

*Continued from previous page...*

Atom-1	Atom-2	Interatomic distance (Å)	Clash overlap (Å)
1:B:243:TYR:HB3	1:B:248:VAL:HG23	1.93	0.51
1:D:321:GLU:O	1:D:325:GLU:HG2	2.10	0.51
1:X:132:GLU:CD	1:X:132:GLU:H	2.15	0.50
1:C:55:ARG:O	1:C:59:ARG:HG3	2.11	0.50
1:D:234:THR:HG22	1:D:248:VAL:CG1	2.38	0.50
1:X:56:ARG:HH12	1:X:87:ASP:HA	1.76	0.50
1:X:190:VAL:HG12	1:X:191:ILE:H	1.75	0.50
1:Z:316:LYS:HB2	1:Z:319:ASN:ND2	2.21	0.50
1:C:186:VAL:CG2	1:C:186:VAL:O	2.60	0.50
1:X:168:ASN:O	1:X:171:ALA:HB3	2.11	0.50
1:W:176:ILE:O	1:W:179:GLN:HB2	2.12	0.50
1:Z:226:THR:O	1:Z:227:LEU:HG	2.12	0.50
1:C:283:LEU:C	1:C:283:LEU:HD12	2.28	0.50
1:X:56:ARG:HB2	1:X:85:GLN:HE22	1.76	0.50
1:Z:309:ALA:CA	1:Z:326:ALA:HB3	2.41	0.50
1:Z:106:ILE:CG2	1:Z:142:VAL:HG11	2.41	0.50
1:A:56:ARG:NH1	1:A:56:ARG:HG2	2.25	0.50
1:B:172:ARG:O	1:B:176:ILE:HG13	2.11	0.50
1:D:69:ILE:C	1:D:71:GLN:H	2.14	0.50
1:D:176:ILE:O	1:D:179:GLN:HB2	2.10	0.50
1:W:57:GLN:O	1:W:61:ILE:HG13	2.11	0.50
1:C:249:ALA:O	1:C:253:VAL:HG23	2.10	0.50
1:A:309:ALA:CA	1:A:326:ALA:HB3	2.40	0.50
1:C:106:ILE:CG2	1:C:142:VAL:HG11	2.32	0.50
1:Z:28:GLY:HA3	1:Z:299:PHE:CZ	2.46	0.50
1:A:50:ASN:ND2	1:A:55:ARG:HH12	2.05	0.50
1:W:256:LEU:CD2	1:W:260:VAL:HG21	2.41	0.50
1:C:27:LYS:HD2	1:C:74:GLY:HA3	1.93	0.50
1:D:197:ASP:O	1:D:200:HIS:HB2	2.12	0.50
1:X:244:THR:CG2	1:X:246:GLU:HB2	2.41	0.50
1:A:270:LEU:C	1:A:270:LEU:HD12	2.31	0.50
1:W:69:ILE:C	1:W:71:GLN:H	2.13	0.50
1:D:261:PRO:C	1:D:263:ALA:H	2.14	0.50
1:X:146:LYS:CG	1:X:147:TRP:H	2.16	0.50
1:Z:52:GLU:HA	1:Z:55:ARG:NH2	2.25	0.50
1:D:144:PHE:HA	1:D:183:VAL:H	1.76	0.50
1:A:38:THR:HA	1:A:41:ASN:HD21	1.77	0.50
1:W:213:TYR:HE2	1:W:260:VAL:HG22	1.76	0.50
1:Z:198:LEU:HB2	1:Z:243:TYR:CZ	2.47	0.50
1:D:57:GLN:O	1:D:61:ILE:HG13	2.11	0.50
1:A:301:TYR:O	1:A:305:LEU:HD12	2.11	0.50

*Continued on next page...*

*Continued from previous page...*

Atom-1	Atom-2	Interatomic distance (Å)	Clash overlap (Å)
1:C:208:VAL:O	1:C:212:VAL:HG23	2.11	0.50
1:W:51:THR:CG2	1:W:54:ASN:ND2	2.74	0.50
1:W:27:LYS:HG2	1:W:71:GLN:O	2.12	0.50
1:C:336:GLN:O	1:C:339:LYS:HB2	2.12	0.50
1:D:256:LEU:CD2	1:D:260:VAL:HG21	2.42	0.50
1:Y:215:ALA:O	1:Y:219:HIS:HD2	1.95	0.50
1:C:192:PRO:HG2	1:C:204:VAL:HG11	1.93	0.50
1:A:24:ALA:O	1:A:25:ASN:ND2	2.45	0.50
1:W:268:CYS:SG	1:W:298:SER:HB3	2.51	0.50
1:W:298:SER:OG	1:W:299:PHE:N	2.43	0.50
1:C:214:LYS:HE2	1:C:218:ASP:OD1	2.12	0.50
1:Z:65:VAL:HG23	1:Z:324:GLN:NE2	2.27	0.50
1:C:56:ARG:HD2	1:C:86:LYS:O	2.11	0.50
1:A:56:ARG:HG3	1:A:85:GLN:CD	2.32	0.50
1:A:232:MET:O	1:A:234:THR:N	2.45	0.50
1:Y:39:MET:HG2	1:Y:59:ARG:HH21	1.77	0.50
1:Z:166:ASN:C	1:Z:166:ASN:ND2	2.65	0.49
1:D:106:ILE:O	1:D:106:ILE:HG23	2.11	0.49
1:C:60:GLU:HA	1:C:93:PHE:HE1	1.76	0.49
1:D:249:ALA:HB1	1:D:286:ILE:HA	1.95	0.49
1:C:221:VAL:HG12	1:C:222:TYR:H	1.77	0.49
1:D:159:SER:C	1:D:161:LEU:H	2.14	0.49
1:W:246:GLU:O	1:W:250:MET:HB2	2.11	0.49
1:C:191:ILE:N	1:C:192:PRO:CD	2.75	0.49
1:W:87:ASP:OD1	1:W:91:LYS:HB3	2.12	0.49
1:A:35:SER:HA	1:A:79:PHE:CE1	2.46	0.49
1:X:214:LYS:HE2	1:X:218:ASP:OD1	2.11	0.49
1:X:212:VAL:HG12	1:X:216:LEU:CD1	2.42	0.49
1:C:212:VAL:HG12	1:C:216:LEU:CD1	2.43	0.49
1:Z:147:TRP:HB3	1:Z:173:TYR:CZ	2.47	0.49
1:A:60:GLU:CG	1:A:87:ASP:HB2	2.42	0.49
1:B:57:GLN:O	1:B:60:GLU:N	2.46	0.49
1:D:298:SER:OG	1:D:299:PHE:N	2.43	0.49
1:C:168:ASN:O	1:C:171:ALA:HB3	2.12	0.49
1:D:277:GLU:HG3	1:D:281:LEU:HD11	1.93	0.49
1:X:106:ILE:HB	1:X:142:VAL:HG21	1.92	0.49
1:X:244:THR:HG23	1:X:246:GLU:HB2	1.95	0.49
1:B:51:THR:HB	1:B:54:ASN:ND2	2.28	0.49
1:A:54:ASN:HA	1:A:57:GLN:NE2	2.24	0.49
1:Y:15:LEU:HD13	1:Y:178:GLN:HG2	1.95	0.49
1:X:41:ASN:O	1:X:44:GLN:HB3	2.12	0.49

*Continued on next page...*

*Continued from previous page...*

Atom-1	Atom-2	Interatomic distance (Å)	Clash overlap (Å)
1:A:134:CYS:HB2	1:A:180:ASN:HD22	1.77	0.49
1:A:321:GLU:O	1:A:325:GLU:HB2	2.12	0.49
1:W:149:PRO:HG3	1:W:166:ASN:OD1	2.13	0.49
1:B:303:ARG:H	1:B:303:ARG:CD	2.16	0.49
1:X:75:GLY:HA2	1:X:103:VAL:HG12	1.93	0.49
1:Z:303:ARG:HD3	1:Z:303:ARG:N	2.27	0.49
1:X:53:GLU:HG3	1:X:57:GLN:NE2	2.28	0.49
1:Y:146:LYS:HG2	1:Y:147:TRP:N	2.28	0.49
1:B:244:THR:CG2	1:B:246:GLU:HB2	2.40	0.49
1:Y:159:SER:HB3	1:Y:162:ALA:HB2	1.94	0.49
1:C:250:MET:O	1:C:251:ALA:C	2.50	0.49
1:B:292:PRO:C	1:B:293:LYS:HG3	2.33	0.49
1:Z:290:PRO:C	1:Z:291:LEU:HD12	2.33	0.49
1:C:53:GLU:HG3	1:C:57:GLN:NE2	2.28	0.49
1:X:77:ILE:HG12	1:X:144:PHE:CE1	2.48	0.49
1:B:226:THR:HG22	1:B:227:LEU:H	1.73	0.49
1:A:93:PHE:HA	1:A:96:ILE:HD12	1.94	0.49
1:Z:321:GLU:O	1:Z:325:GLU:HB2	2.12	0.49
1:X:108:LEU:CD1	1:X:134:CYS:SG	3.00	0.49
1:Z:270:LEU:C	1:Z:270:LEU:HD12	2.32	0.49
1:D:87:ASP:OD1	1:D:91:LYS:HB3	2.12	0.49
1:A:166:ASN:ND2	1:A:166:ASN:C	2.66	0.49
1:Z:50:ASN:ND2	1:Z:55:ARG:HH12	2.06	0.49
1:A:11:GLN:O	1:A:15:LEU:HD12	2.12	0.49
1:C:244:THR:HG22	1:C:247:GLN:HG3	1.94	0.49
1:A:328:MET:HG3	1:A:332:MET:CE	2.34	0.49
1:Y:292:PRO:C	1:Y:293:LYS:HG3	2.33	0.49
1:B:63:PHE:CZ	1:B:78:LEU:HD21	2.48	0.49
1:C:166:ASN:H	1:C:166:ASN:HD22	1.61	0.49
1:X:84:TYR:HE2	1:X:140:ASP:OD2	1.96	0.49
1:Z:290:PRO:O	1:Z:291:LEU:HD12	2.13	0.49
1:Y:147:TRP:CD1	1:Y:148:ARG:N	2.77	0.49
1:A:56:ARG:HB2	1:A:85:GLN:NE2	2.27	0.49
1:W:249:ALA:HB1	1:W:286:ILE:HA	1.95	0.49
1:W:146:LYS:HE3	1:W:229:LYS:HZ2	1.76	0.49
1:C:70:ASN:OD1	1:C:70:ASN:C	2.51	0.49
1:X:213:TYR:HA	1:X:216:LEU:HD12	1.94	0.48
1:X:146:LYS:CG	1:X:147:TRP:N	2.71	0.48
1:Y:339:LYS:O	1:Y:341:GLN:HG3	2.12	0.48
1:Y:57:GLN:O	1:Y:60:GLU:N	2.46	0.48
1:W:146:LYS:HE3	1:W:229:LYS:NZ	2.28	0.48

*Continued on next page...*

*Continued from previous page...*

Atom-1	Atom-2	Interatomic distance (Å)	Clash overlap (Å)
1:Y:270:LEU:C	1:Y:270:LEU:HD12	2.34	0.48
1:D:216:LEU:HD23	1:D:221:VAL:CG2	2.35	0.48
1:A:306:GLN:O	1:A:307:ALA:C	2.51	0.48
1:X:250:MET:O	1:X:251:ALA:C	2.50	0.48
1:W:105:GLY:CA	1:W:144:PHE:CE2	2.96	0.48
1:X:190:VAL:O	1:X:191:ILE:HD12	2.12	0.48
1:C:56:ARG:HH12	1:C:87:ASP:HA	1.77	0.48
1:A:283:LEU:CD2	1:A:299:PHE:HB3	2.43	0.48
1:D:260:VAL:HG11	1:D:267:ILE:HD11	1.95	0.48
1:A:75:GLY:HA2	1:A:102:ILE:HG23	1.95	0.48
1:A:312:ALA:HB1	1:A:322:ALA:CB	2.43	0.48
1:B:215:ALA:O	1:B:219:HIS:HD2	1.96	0.48
1:C:7:LEU:HD11	1:C:178:GLN:HB3	1.95	0.48
1:C:178:GLN:HE21	1:C:184:PRO:CD	2.26	0.48
1:A:166:ASN:C	1:A:166:ASN:HD22	2.06	0.48
1:B:51:THR:HG22	1:B:53:GLU:N	2.19	0.48
1:D:248:VAL:O	1:D:252:THR:OG1	2.24	0.48
1:X:190:VAL:HG23	1:X:231:ASN:ND2	2.27	0.48
1:C:94:ARG:O	1:C:98:LYS:HG2	2.13	0.48
1:A:325:GLU:HA	1:A:325:GLU:OE2	2.13	0.48
1:B:222:TYR:CZ	1:B:224:GLU:HB2	2.48	0.48
1:C:81:GLU:HG2	1:C:82:THR:N	2.28	0.48
1:Y:198:LEU:HB2	1:Y:243:TYR:CZ	2.48	0.48
1:Z:306:GLN:O	1:Z:307:ALA:C	2.52	0.48
1:W:216:LEU:CD2	1:W:221:VAL:HG21	2.36	0.48
1:A:290:PRO:C	1:A:291:LEU:HD12	2.34	0.48
1:W:234:THR:HG22	1:W:248:VAL:CG1	2.39	0.48
1:X:60:GLU:OE1	1:X:87:ASP:HB2	2.13	0.48
1:Y:244:THR:HG23	1:Y:247:GLN:HG3	1.93	0.48
1:C:176:ILE:HG22	1:C:177:CYS:N	2.29	0.48
1:C:41:ASN:O	1:C:44:GLN:HB3	2.13	0.48
1:X:94:ARG:O	1:X:98:LYS:HG2	2.14	0.48
1:C:261:PRO:HB3	1:D:258:ARG:HA	1.94	0.48
1:Z:283:LEU:CD2	1:Z:299:PHE:HB3	2.43	0.48
1:W:133:ARG:O	1:W:137:TYR:HD2	1.97	0.48
1:W:73:ILE:HD11	1:W:331:ALA:HB1	1.95	0.48
1:C:244:THR:HG23	1:C:247:GLN:H	1.78	0.48
1:X:166:ASN:HD22	1:X:166:ASN:H	1.61	0.48
1:Y:37:GLY:O	1:Y:41:ASN:ND2	2.47	0.48
1:X:88:SER:O	1:X:90:GLY:N	2.44	0.48
1:X:81:GLU:HG2	1:X:82:THR:N	2.29	0.48

*Continued on next page...*

*Continued from previous page...*

Atom-1	Atom-2	Interatomic distance (Å)	Clash overlap (Å)
1:W:107:LYS:HG2	1:W:107:LYS:O	2.14	0.48
1:X:70:ASN:OD1	1:X:70:ASN:C	2.52	0.48
1:D:197:ASP:OD1	1:D:200:HIS:HB2	2.14	0.48
1:X:289:CYS:SG	1:X:291:LEU:HD23	2.53	0.48
1:Y:51:THR:HB	1:Y:54:ASN:ND2	2.29	0.48
1:X:56:ARG:HD2	1:X:86:LYS:O	2.14	0.48
1:W:58:PHE:CE1	1:W:310:LEU:HA	2.48	0.48
1:Z:24:ALA:O	1:Z:25:ASN:ND2	2.46	0.48
1:Z:325:GLU:OE2	1:Z:325:GLU:HA	2.12	0.48
1:D:26:GLY:O	1:D:335:CYS:HA	2.14	0.48
1:Z:78:LEU:O	1:Z:106:ILE:HD12	2.13	0.48
1:A:43:LEU:O	1:A:46:ILE:HG12	2.13	0.48
1:D:63:PHE:CD1	1:D:93:PHE:HD2	2.32	0.48
1:D:75:GLY:HA2	1:D:103:VAL:O	2.13	0.48
1:A:303:ARG:N	1:A:303:ARG:HD3	2.28	0.48
1:C:313:TRP:HB2	1:C:323:THR:OG1	2.14	0.48
1:Y:336:GLN:HB3	1:Y:342:TYR:HB2	1.96	0.48
1:W:12:LYS:HB3	1:W:222:TYR:CZ	2.49	0.48
1:B:59:ARG:NH1	1:B:82:THR:OG1	2.46	0.48
1:Z:43:LEU:O	1:Z:46:ILE:HG12	2.13	0.48
1:W:276:GLU:HG2	1:W:304:ALA:CA	2.37	0.48
1:A:127:LEU:HD23	1:A:147:TRP:CH2	2.48	0.48
1:Z:316:LYS:CB	1:Z:319:ASN:HD21	2.24	0.48
1:B:244:THR:HG22	1:B:247:GLN:HG3	1.94	0.48
1:Y:253:VAL:HG22	1:Y:286:ILE:HG23	1.94	0.48
1:C:88:SER:O	1:C:90:GLY:N	2.45	0.48
1:B:189:GLU:C	1:B:190:VAL:HG23	2.30	0.48
1:D:301:TYR:HB3	1:D:304:ALA:HB3	1.96	0.48
1:X:144:PHE:CD1	1:X:144:PHE:C	2.87	0.48
1:D:159:SER:C	1:D:161:LEU:N	2.67	0.47
1:X:330:ARG:NE	1:X:330:ARG:HA	2.29	0.47
1:C:144:PHE:CD1	1:C:144:PHE:C	2.87	0.47
1:C:190:VAL:HG23	1:C:231:ASN:HD21	1.78	0.47
1:Y:59:ARG:NH1	1:Y:82:THR:OG1	2.47	0.47
1:B:39:MET:HG2	1:B:59:ARG:HH21	1.78	0.47
1:B:92:LEU:O	1:B:93:PHE:C	2.51	0.47
1:A:73:ILE:CG2	1:A:102:ILE:HD13	2.44	0.47
1:A:262:ALA:HB3	1:B:257:HIS:HB2	1.95	0.47
1:Z:38:THR:HA	1:Z:41:ASN:HD21	1.78	0.47
1:Z:57:GLN:O	1:Z:61:ILE:HG13	2.14	0.47
1:Y:65:VAL:CG2	1:Y:328:MET:HG2	2.42	0.47

*Continued on next page...*

*Continued from previous page...*

Atom-1	Atom-2	Interatomic distance (Å)	Clash overlap (Å)
1:D:73:ILE:HD11	1:D:331:ALA:HB1	1.96	0.47
1:A:290:PRO:O	1:A:291:LEU:HD12	2.14	0.47
1:D:133:ARG:O	1:D:137:TYR:HD2	1.97	0.47
1:C:51:THR:C	1:C:53:GLU:N	2.66	0.47
1:C:191:ILE:N	1:C:192:PRO:HD2	2.30	0.47
1:A:106:ILE:CG2	1:A:142:VAL:HG11	2.43	0.47
1:Z:202:GLN:CG	1:Z:255:ALA:HB2	2.44	0.47
1:X:9:GLN:NE2	1:X:12:LYS:NZ	2.62	0.47
1:X:315:GLY:O	1:X:317:ALA:N	2.47	0.47
1:Z:312:ALA:HB1	1:Z:322:ALA:CB	2.44	0.47
1:Z:55:ARG:C	1:Z:57:GLN:N	2.67	0.47
1:Z:249:ALA:O	1:Z:253:VAL:HG23	2.14	0.47
1:X:58:PHE:HA	1:X:61:ILE:HD12	1.97	0.47
1:Z:56:ARG:HB2	1:Z:85:GLN:NE2	2.29	0.47
1:Z:93:PHE:HA	1:Z:96:ILE:HD12	1.95	0.47
1:W:60:GLU:HB2	1:W:93:PHE:HZ	1.78	0.47
1:W:60:GLU:HA	1:W:93:PHE:CE2	2.50	0.47
1:X:271:SER:HB3	1:X:301:TYR:CD2	2.49	0.47
1:A:202:GLN:HG3	1:A:255:ALA:HB2	1.96	0.47
1:C:163:ILE:HG22	1:C:211:ALA:CB	2.44	0.47
1:Y:86:LYS:HB3	1:Y:91:LYS:O	2.14	0.47
1:B:253:VAL:HG22	1:B:286:ILE:HG23	1.96	0.47
1:Z:203:TYR:CE1	1:Z:207:LYS:HG3	2.50	0.47
1:C:198:LEU:HD22	1:C:243:TYR:CD2	2.49	0.47
1:D:229:LYS:HA	1:D:268:CYS:O	2.14	0.47
1:B:270:LEU:C	1:B:270:LEU:HD12	2.34	0.47
1:Z:250:MET:HA	1:Z:289:CYS:SG	2.54	0.47
1:Z:292:PRO:C	1:Z:293:LYS:HG3	2.34	0.47
1:X:226:THR:O	1:X:227:LEU:HG	2.14	0.47
1:Y:106:ILE:HG13	1:Y:107:LYS:N	2.30	0.47
1:X:313:TRP:HB2	1:X:323:THR:OG1	2.14	0.47
1:X:51:THR:HG22	1:X:53:GLU:N	2.26	0.47
1:W:309:ALA:CA	1:W:326:ALA:HB3	2.44	0.47
1:X:316:LYS:C	1:X:318:ALA:N	2.63	0.47
1:X:35:SER:HA	1:X:79:PHE:CE1	2.50	0.47
1:A:229:LYS:HE3	1:A:300:SER:HB3	1.95	0.47
1:X:178:GLN:HE21	1:X:184:PRO:CD	2.27	0.47
1:W:301:TYR:HB3	1:W:304:ALA:HB3	1.96	0.47
1:B:271:SER:O	1:B:272:GLY:C	2.53	0.47
1:Y:257:HIS:HB2	1:Z:262:ALA:HB3	1.97	0.47
1:D:172:ARG:CB	1:D:172:ARG:HH11	2.27	0.47

*Continued on next page...*

*Continued from previous page...*

Atom-1	Atom-2	Interatomic distance (Å)	Clash overlap (Å)
1:B:148:ARG:CZ	3:B:367:HOH:O	2.62	0.47
1:Z:129:GLY:CA	1:Z:132:GLU:OE1	2.58	0.47
1:Z:147:TRP:HB3	1:Z:173:TYR:CE2	2.50	0.47
1:C:51:THR:HG22	1:C:53:GLU:N	2.24	0.47
1:B:244:THR:HG22	1:B:247:GLN:CG	2.45	0.47
1:X:27:LYS:HD2	1:X:74:GLY:HA3	1.96	0.47
1:W:226:THR:HG22	1:W:227:LEU:N	2.28	0.47
1:D:60:GLU:HB2	1:D:93:PHE:HZ	1.78	0.47
1:W:75:GLY:HA2	1:W:103:VAL:O	2.14	0.47
1:Z:75:GLY:HA2	1:Z:102:ILE:HG23	1.95	0.47
1:Y:136:GLN:HA	1:Y:136:GLN:NE2	2.29	0.47
1:B:229:LYS:HE3	1:B:300:SER:CB	2.38	0.47
1:X:58:PHE:HB2	1:X:313:TRP:CZ3	2.50	0.47
1:A:28:GLY:HA3	1:A:299:PHE:CE1	2.49	0.47
1:B:339:LYS:C	1:B:341:GLN:N	2.68	0.47
1:Y:92:LEU:O	1:Y:93:PHE:C	2.52	0.47
1:Z:83:LEU:HD23	1:Z:137:TYR:HE1	1.80	0.47
1:Z:232:MET:O	1:Z:234:THR:N	2.48	0.47
1:C:271:SER:HB3	1:C:301:TYR:CD2	2.49	0.47
1:Y:190:VAL:CG2	1:Y:231:ASN:HD21	2.28	0.47
1:A:24:ALA:HB3	1:A:27:LYS:CE	2.45	0.47
1:X:229:LYS:O	1:X:229:LYS:CG	2.63	0.47
1:X:9:GLN:NE2	1:X:12:LYS:HZ2	2.13	0.47
1:Y:270:LEU:O	1:Y:270:LEU:HD12	2.15	0.47
1:Y:295:TRP:HE3	1:Y:295:TRP:O	1.98	0.47
1:X:163:ILE:HG22	1:X:211:ALA:CB	2.45	0.47
1:C:213:TYR:HA	1:C:216:LEU:HD12	1.96	0.47
1:B:291:LEU:HD13	1:B:291:LEU:HA	1.77	0.47
1:W:65:VAL:HG21	1:W:328:MET:HG2	1.97	0.47
1:D:28:GLY:HA3	1:D:299:PHE:CZ	2.50	0.47
1:X:9:GLN:NE2	1:X:9:GLN:HA	2.30	0.47
1:Z:229:LYS:HE3	1:Z:300:SER:HB3	1.97	0.47
1:C:213:TYR:OH	1:C:228:LEU:HD13	2.15	0.46
1:A:55:ARG:C	1:A:57:GLN:N	2.67	0.46
1:Z:59:ARG:NH1	1:Z:82:THR:OG1	2.47	0.46
1:W:146:LYS:O	1:W:147:TRP:HB2	2.16	0.46
1:W:28:GLY:HA3	1:W:299:PHE:CZ	2.50	0.46
1:B:136:GLN:HA	1:B:136:GLN:NE2	2.29	0.46
1:B:295:TRP:O	1:B:295:TRP:HE3	1.98	0.46
1:Y:289:CYS:SG	1:Y:291:LEU:HD23	2.55	0.46
1:X:250:MET:SD	1:X:291:LEU:HD21	2.54	0.46

*Continued on next page...*



*Continued from previous page...*

Atom-1	Atom-2	Interatomic distance (Å)	Clash overlap (Å)
1:Z:55:ARG:O	1:Z:57:GLN:N	2.47	0.46
1:A:55:ARG:O	1:A:57:GLN:N	2.47	0.46
1:Z:65:VAL:HA	1:Z:324:GLN:NE2	2.30	0.46
1:Z:104:VAL:HB	1:Z:142:VAL:HA	1.98	0.46
1:X:31:ALA:HB3	1:X:302:GLY:HA2	1.98	0.46
1:W:146:LYS:NZ	1:W:229:LYS:NZ	2.62	0.46
1:W:277:GLU:HA	1:W:277:GLU:OE1	2.15	0.46
1:Y:222:TYR:CZ	1:Y:224:GLU:HB2	2.50	0.46
1:C:99:GLU:N	1:C:99:GLU:OE1	2.48	0.46
1:X:134:CYS:O	1:X:135:ALA:C	2.53	0.46
1:C:130:LEU:N	1:C:132:GLU:OE1	2.48	0.46
1:Z:332:MET:O	1:Z:335:CYS:HB3	2.15	0.46
1:A:69:ILE:HD11	1:A:327:PHE:CZ	2.51	0.46
1:Z:253:VAL:HG21	1:Z:289:CYS:HB3	1.97	0.46
1:A:249:ALA:O	1:A:253:VAL:HG23	2.15	0.46
1:B:106:ILE:HG12	1:B:137:TYR:CE1	2.50	0.46
1:C:330:ARG:HA	1:C:330:ARG:NE	2.30	0.46
1:X:233:VAL:HG13	1:X:233:VAL:O	2.15	0.46
1:B:86:LYS:HB3	1:B:91:LYS:O	2.15	0.46
1:W:63:PHE:CD1	1:W:93:PHE:HD2	2.32	0.46
1:W:199:GLU:H	1:W:199:GLU:HG2	1.26	0.46
1:X:135:ALA:HB2	1:X:180:ASN:OD1	2.15	0.46
1:A:292:PRO:C	1:A:293:LYS:HG3	2.35	0.46
1:Z:222:TYR:HD2	1:Z:225:GLY:H	1.62	0.46
1:D:43:LEU:HB3	1:D:48:VAL:O	2.16	0.46
1:Y:200:HIS:O	1:Y:204:VAL:HG23	2.16	0.46
1:Z:36:VAL:HG23	1:Z:79:PHE:HE2	1.80	0.46
1:D:213:TYR:HE2	1:D:260:VAL:HG22	1.80	0.46
1:D:260:VAL:HA	1:D:261:PRO:HD3	1.71	0.46
1:X:99:GLU:OE1	1:X:99:GLU:N	2.49	0.46
1:D:105:GLY:HA3	1:D:144:PHE:CE2	2.50	0.46
1:A:253:VAL:HG21	1:A:289:CYS:HB3	1.98	0.46
1:A:57:GLN:O	1:A:61:ILE:HG13	2.14	0.46
1:C:58:PHE:HA	1:C:61:ILE:HD12	1.97	0.46
1:W:43:LEU:HB3	1:W:48:VAL:O	2.16	0.46
1:Y:339:LYS:C	1:Y:341:GLN:N	2.65	0.46
1:Y:39:MET:CG	1:Y:59:ARG:HH21	2.28	0.46
1:X:84:TYR:CE2	1:X:140:ASP:OD2	2.69	0.46
1:A:28:GLY:HA2	1:A:298:SER:OG	2.16	0.46
1:A:28:GLY:HA3	1:A:299:PHE:CE2	2.50	0.46
1:W:287:ASN:OD1	1:W:338:ALA:O	2.34	0.46

*Continued on next page...*

*Continued from previous page...*

Atom-1	Atom-2	Interatomic distance (Å)	Clash overlap (Å)
1:W:69:ILE:C	1:W:71:GLN:N	2.69	0.46
1:Y:249:ALA:O	1:Y:253:VAL:HG23	2.15	0.46
1:W:258:ARG:HA	1:X:261:PRO:HB3	1.98	0.46
1:X:176:ILE:HG22	1:X:177:CYS:N	2.29	0.46
1:C:134:CYS:O	1:C:137:TYR:N	2.48	0.46
1:B:283:LEU:HD22	1:B:299:PHE:HB3	1.95	0.46
1:W:228:LEU:C	1:W:230:PRO:HD3	2.36	0.46
1:D:188:PRO:O	1:D:189:GLU:CB	2.63	0.46
1:W:214:LYS:HG3	1:X:214:LYS:HG2	1.98	0.46
1:B:270:LEU:O	1:B:270:LEU:HD12	2.16	0.46
1:B:271:SER:HA	1:B:274:MET:HE2	1.98	0.46
1:A:40:GLY:HA2	1:A:50:ASN:CG	2.36	0.46
1:A:65:VAL:HA	1:A:324:GLN:NE2	2.30	0.46
1:A:268:CYS:HB3	1:A:299:PHE:C	2.36	0.46
1:B:37:GLY:O	1:B:41:ASN:ND2	2.49	0.46
1:A:98:LYS:HB2	1:A:98:LYS:HE3	1.66	0.46
1:D:301:TYR:N	1:D:301:TYR:CD2	2.82	0.46
1:B:147:TRP:CZ3	1:B:173:TYR:HB2	2.50	0.46
1:Z:308:SER:CB	1:Z:326:ALA:HB1	2.45	0.46
1:B:57:GLN:O	1:B:58:PHE:C	2.52	0.46
1:Y:144:PHE:HB2	1:Y:183:VAL:O	2.16	0.46
1:Z:312:ALA:HB1	1:Z:322:ALA:HB1	1.98	0.46
1:C:315:GLY:O	1:C:317:ALA:N	2.49	0.46
1:A:197:ASP:O	1:A:200:HIS:HB3	2.16	0.46
1:A:40:GLY:HA2	1:A:50:ASN:HB2	1.98	0.46
1:Y:28:GLY:HA3	1:Y:299:PHE:CZ	2.51	0.46
1:Y:283:LEU:HD22	1:Y:299:PHE:HB3	1.98	0.46
1:W:51:THR:HG23	1:W:54:ASN:H	1.81	0.46
1:A:60:GLU:CD	1:A:87:ASP:HB2	2.36	0.46
1:Y:159:SER:HB3	1:Y:162:ALA:HB3	1.98	0.46
1:Z:134:CYS:HB2	1:Z:180:ASN:HD22	1.81	0.46
1:W:146:LYS:HG2	1:W:147:TRP:N	2.30	0.46
1:B:69:ILE:HG13	1:B:69:ILE:O	2.16	0.46
1:C:9:GLN:NE2	1:C:9:GLN:HA	2.30	0.46
1:D:216:LEU:CD2	1:D:221:VAL:HG21	2.35	0.46
1:A:58:PHE:HE1	1:A:309:ALA:O	1.99	0.46
1:Y:232:MET:HG2	1:Y:269:PHE:CD2	2.51	0.46
1:X:271:SER:HA	1:X:274:MET:HE1	1.97	0.46
1:W:253:VAL:CG2	1:W:286:ILE:HG23	2.46	0.46
1:D:277:GLU:OE1	1:D:277:GLU:HA	2.16	0.46
1:A:32:ALA:O	1:A:78:LEU:HD23	2.17	0.46

*Continued on next page...*

*Continued from previous page...*

Atom-1	Atom-2	Interatomic distance (Å)	Clash overlap (Å)
1:C:134:CYS:O	1:C:135:ALA:C	2.54	0.45
1:Z:40:GLY:HA2	1:Z:50:ASN:HB2	1.99	0.45
1:A:52:GLU:HA	1:A:55:ARG:CZ	2.46	0.45
1:C:53:GLU:OE2	1:C:57:GLN:HG3	2.16	0.45
1:X:303:ARG:CD	1:X:303:ARG:H	2.29	0.45
1:D:41:ASN:O	1:D:45:ARG:HG3	2.16	0.45
1:Z:268:CYS:HB3	1:Z:299:PHE:C	2.35	0.45
1:W:213:TYR:CE2	1:W:260:VAL:HG22	2.51	0.45
1:C:84:TYR:HE2	1:C:140:ASP:OD2	1.98	0.45
1:A:161:LEU:O	1:A:165:GLU:HG2	2.16	0.45
1:B:249:ALA:O	1:B:253:VAL:HG23	2.16	0.45
1:D:149:PRO:HG3	1:D:166:ASN:OD1	2.15	0.45
1:B:276:GLU:HG2	1:B:304:ALA:O	2.16	0.45
1:W:190:VAL:HG12	1:W:190:VAL:O	2.16	0.45
1:X:136:GLN:HA	1:X:136:GLN:HE21	1.80	0.45
1:C:9:GLN:NE2	1:C:12:LYS:NZ	2.64	0.45
1:Y:271:SER:O	1:Y:272:GLY:C	2.54	0.45
1:X:33:ASP:OD1	1:X:77:ILE:HG21	2.16	0.45
1:D:65:VAL:O	1:D:100:LYS:HE2	2.16	0.45
1:X:190:VAL:CG2	1:X:231:ASN:ND2	2.77	0.45
1:D:268:CYS:SG	1:D:298:SER:HB3	2.56	0.45
1:C:58:PHE:HB2	1:C:313:TRP:CZ3	2.50	0.45
1:D:51:THR:CG2	1:D:54:ASN:ND2	2.79	0.45
1:X:185:ILE:O	1:X:186:VAL:C	2.55	0.45
1:Y:57:GLN:O	1:Y:60:GLU:HB3	2.16	0.45
1:Y:279:ALA:HB1	1:Y:301:TYR:CE1	2.52	0.45
1:C:136:GLN:HE21	1:C:136:GLN:HA	1.81	0.45
1:Z:52:GLU:HA	1:Z:55:ARG:CZ	2.46	0.45
1:B:267:ILE:HB	1:B:297:LEU:HD23	1.98	0.45
1:Z:7:LEU:HD21	1:Z:178:GLN:O	2.16	0.45
1:X:9:GLN:HE22	1:X:12:LYS:HZ3	1.64	0.45
1:X:230:PRO:HG3	1:X:267:ILE:CG2	2.47	0.45
1:X:198:LEU:O	1:X:199:GLU:C	2.55	0.45
1:B:147:TRP:CE3	1:B:173:TYR:HB2	2.52	0.45
1:Y:213:TYR:CZ	1:Y:228:LEU:HD13	2.51	0.45
1:Y:244:THR:OG1	1:Y:245:PRO:HD2	2.15	0.45
1:Y:46:ILE:HG13	1:Y:48:VAL:CG2	2.46	0.45
1:B:177:CYS:HB3	1:B:182:LEU:HB2	1.98	0.45
1:A:316:LYS:CB	1:A:319:ASN:HD21	2.24	0.45
1:A:202:GLN:HG2	1:A:206:GLU:OE2	2.15	0.45
1:A:48:VAL:CG1	1:A:49:GLU:N	2.79	0.45

*Continued on next page...*

*Continued from previous page...*

Atom-1	Atom-2	Interatomic distance (Å)	Clash overlap (Å)
1:W:41:ASN:O	1:W:45:ARG:HG3	2.16	0.45
1:W:303:ARG:CD	1:W:303:ARG:H	2.15	0.45
1:D:284:ASN:OD1	1:D:341:GLN:N	2.49	0.45
1:C:84:TYR:CE2	1:C:140:ASP:OD2	2.70	0.45
1:Z:161:LEU:O	1:Z:165:GLU:HG2	2.16	0.45
1:B:46:ILE:HG13	1:B:48:VAL:CG2	2.47	0.45
1:D:253:VAL:CG2	1:D:286:ILE:HG23	2.47	0.45
1:Y:276:GLU:HG2	1:Y:304:ALA:O	2.17	0.45
1:D:244:THR:HG23	1:D:247:GLN:OE1	2.17	0.45
1:W:198:LEU:HB2	1:W:243:TYR:CE2	2.52	0.45
1:X:271:SER:HA	1:X:274:MET:HE2	1.99	0.45
1:Y:277:GLU:O	1:Y:281:LEU:HG	2.17	0.45
1:W:26:GLY:O	1:W:335:CYS:HA	2.17	0.45
1:X:161:LEU:O	1:X:165:GLU:HG2	2.16	0.45
1:A:332:MET:O	1:A:335:CYS:HB3	2.17	0.45
1:W:197:ASP:O	1:W:200:HIS:CB	2.65	0.45
1:B:29:ILE:HA	1:B:75:GLY:O	2.17	0.45
1:Z:92:LEU:O	1:Z:96:ILE:HG13	2.17	0.45
1:B:277:GLU:O	1:B:281:LEU:HG	2.17	0.45
1:Z:18:ILE:HD13	1:Z:143:ASP:HB3	1.99	0.44
1:Y:221:VAL:O	1:Y:223:LEU:N	2.50	0.44
1:A:65:VAL:HG23	1:A:324:GLN:NE2	2.32	0.44
1:X:56:ARG:NH1	1:X:86:LYS:O	2.46	0.44
1:Y:177:CYS:HB3	1:Y:182:LEU:HB2	1.98	0.44
1:A:87:ASP:O	1:A:88:SER:C	2.55	0.44
1:C:271:SER:HA	1:C:274:MET:HE1	1.98	0.44
1:Z:24:ALA:HB3	1:Z:27:LYS:CE	2.47	0.44
1:D:69:ILE:C	1:D:71:GLN:N	2.70	0.44
1:D:63:PHE:N	1:D:63:PHE:HD2	2.15	0.44
1:A:32:ALA:O	1:A:78:LEU:HA	2.17	0.44
1:C:259:THR:OG1	1:C:260:VAL:N	2.50	0.44
1:C:230:PRO:HG3	1:C:267:ILE:CG2	2.47	0.44
1:X:235:ALA:HB2	1:X:243:TYR:CE1	2.52	0.44
1:W:289:CYS:HA	1:W:290:PRO:HD2	1.79	0.44
1:Y:267:ILE:HB	1:Y:297:LEU:HD23	1.98	0.44
1:Z:41:ASN:HA	1:Z:44:GLN:HB2	1.98	0.44
1:W:216:LEU:HD23	1:W:221:VAL:CG2	2.36	0.44
1:A:41:ASN:HA	1:A:44:GLN:HB2	1.98	0.44
1:Z:130:LEU:HD22	1:Z:147:TRP:CZ3	2.52	0.44
1:X:233:VAL:HG12	1:X:252:THR:HG1	1.79	0.44
1:Y:190:VAL:HG12	1:Y:191:ILE:N	2.33	0.44

*Continued on next page...*

*Continued from previous page...*

Atom-1	Atom-2	Interatomic distance (Å)	Clash overlap (Å)
1:B:57:GLN:O	1:B:60:GLU:HB3	2.17	0.44
1:A:246:GLU:N	1:A:246:GLU:CD	2.71	0.44
1:A:212:VAL:HG12	1:A:216:LEU:HD12	1.99	0.44
1:A:216:LEU:O	1:A:221:VAL:HG23	2.17	0.44
1:X:53:GLU:OE2	1:X:57:GLN:HG3	2.17	0.44
1:A:162:ALA:O	1:A:165:GLU:N	2.50	0.44
1:C:271:SER:HA	1:C:274:MET:HE2	2.00	0.44
1:W:287:ASN:HD21	1:W:297:LEU:HB2	1.82	0.44
1:Y:250:MET:O	1:Y:251:ALA:C	2.56	0.44
1:W:132:GLU:HA	1:W:132:GLU:OE2	2.18	0.44
1:Z:246:GLU:N	1:Z:246:GLU:CD	2.71	0.44
1:B:283:LEU:CD2	1:B:299:PHE:HB3	2.48	0.44
1:X:58:PHE:O	1:X:61:ILE:HB	2.18	0.44
1:A:222:TYR:HD2	1:A:225:GLY:H	1.64	0.44
1:Z:92:LEU:HD12	1:Z:95:ASN:ND2	2.32	0.44
1:W:63:PHE:N	1:W:63:PHE:HD2	2.14	0.44
1:B:16:SER:O	1:B:17:GLU:C	2.56	0.44
1:B:16:SER:O	1:B:19:ALA:N	2.51	0.44
1:D:58:PHE:CE1	1:D:310:LEU:HA	2.53	0.44
1:Z:48:VAL:CG1	1:Z:49:GLU:N	2.80	0.44
1:Y:198:LEU:HD12	1:Y:233:VAL:HG12	1.99	0.44
1:Z:40:GLY:HA2	1:Z:50:ASN:CG	2.37	0.44
1:A:250:MET:HA	1:A:289:CYS:SG	2.57	0.44
1:Y:51:THR:HG22	1:Y:53:GLU:N	2.20	0.44
1:A:129:GLY:CA	1:A:132:GLU:OE1	2.61	0.44
1:B:247:GLN:HG3	1:B:247:GLN:H	1.63	0.44
1:A:312:ALA:HB1	1:A:322:ALA:HB1	1.99	0.44
1:B:159:SER:O	1:B:163:ILE:HG13	2.18	0.44
1:B:221:VAL:O	1:B:223:LEU:N	2.50	0.44
1:W:60:GLU:OE1	1:W:87:ASP:HB2	2.17	0.44
1:Y:16:SER:O	1:Y:19:ALA:N	2.51	0.44
1:C:65:VAL:O	1:C:100:LYS:HE2	2.16	0.44
1:X:259:THR:OG1	1:X:260:VAL:N	2.51	0.44
1:X:306:GLN:O	1:X:307:ALA:C	2.56	0.44
1:Z:200:HIS:O	1:Z:204:VAL:HG23	2.17	0.44
1:D:275:SER:O	1:D:276:GLU:C	2.56	0.44
1:Z:18:ILE:HA	1:Z:21:SER:HG	1.83	0.44
1:A:269:PHE:CZ	1:A:286:ILE:HD13	2.53	0.44
1:A:61:ILE:HG21	1:A:323:THR:HG21	1.99	0.44
1:A:173:TYR:CE1	1:A:177:CYS:SG	3.11	0.44
1:D:51:THR:HG23	1:D:53:GLU:N	2.32	0.44

*Continued on next page...*

*Continued from previous page...*

Atom-1	Atom-2	Interatomic distance (Å)	Clash overlap (Å)
1:A:92:LEU:HD12	1:A:95:ASN:ND2	2.32	0.44
1:Y:72:SER:OG	1:Y:332:MET:HA	2.17	0.44
1:D:287:ASN:OD1	1:D:338:ALA:O	2.36	0.44
1:C:168:ASN:HA	1:C:171:ALA:HB3	2.00	0.44
1:B:301:TYR:HB2	1:B:305:LEU:HD12	2.00	0.44
1:C:178:GLN:NE2	1:C:184:PRO:CD	2.81	0.44
1:Z:286:ILE:HG22	1:Z:297:LEU:HD13	2.00	0.44
1:A:144:PHE:HB2	1:A:183:VAL:O	2.18	0.44
1:A:147:TRP:HD1	1:A:149:PRO:HD3	1.75	0.44
1:B:283:LEU:HD12	1:B:283:LEU:O	2.18	0.44
1:W:256:LEU:HD23	1:W:260:VAL:CG2	2.48	0.44
1:W:263:ALA:HA	1:X:257:HIS:CD2	2.53	0.44
1:X:46:ILE:HG13	1:X:48:VAL:HG23	2.00	0.44
1:D:287:ASN:HD21	1:D:297:LEU:HB2	1.82	0.44
1:Y:58:PHE:CE2	1:Y:310:LEU:HD13	2.52	0.44
1:Y:57:GLN:O	1:Y:58:PHE:C	2.54	0.44
1:A:312:ALA:HB1	1:A:322:ALA:C	2.38	0.44
1:A:307:ALA:O	1:A:310:LEU:HB3	2.18	0.43
1:C:48:VAL:HG12	1:C:49:GLU:N	2.33	0.43
1:Y:8:THR:C	1:Y:10:GLU:H	2.21	0.43
1:W:147:TRP:C	1:W:147:TRP:CD1	2.92	0.43
1:C:306:GLN:O	1:C:307:ALA:C	2.56	0.43
1:A:16:SER:O	1:A:20:GLN:HB2	2.18	0.43
1:C:35:SER:HA	1:C:79:PHE:CE1	2.53	0.43
1:X:178:GLN:NE2	1:X:184:PRO:CD	2.81	0.43
1:Z:173:TYR:C	1:Z:173:TYR:CD1	2.90	0.43
1:B:63:PHE:CE2	1:B:76:VAL:HG11	2.53	0.43
1:Y:147:TRP:CZ3	1:Y:173:TYR:HB2	2.53	0.43
1:B:86:LYS:HA	1:B:91:LYS:O	2.18	0.43
1:B:198:LEU:HB2	1:B:243:TYR:CE2	2.53	0.43
1:C:303:ARG:CD	1:C:303:ARG:H	2.30	0.43
1:B:339:LYS:O	1:B:341:GLN:HG3	2.18	0.43
1:D:86:LYS:C	1:D:93:PHE:HE1	2.20	0.43
1:Z:108:LEU:HD11	1:Z:134:CYS:SG	2.58	0.43
1:A:311:ALA:O	1:A:313:TRP:N	2.50	0.43
1:C:169:ALA:O	1:C:170:LEU:C	2.56	0.43
1:C:221:VAL:CG1	1:C:222:TYR:N	2.81	0.43
1:X:130:LEU:HD23	1:X:176:ILE:CD1	2.43	0.43
1:C:135:ALA:HB2	1:C:180:ASN:OD1	2.18	0.43
1:Z:28:GLY:HA3	1:Z:299:PHE:CE2	2.52	0.43
1:Y:232:MET:O	1:Y:234:THR:HG23	2.17	0.43

*Continued on next page...*

*Continued from previous page...*

Atom-1	Atom-2	Interatomic distance (Å)	Clash overlap (Å)
1:A:130:LEU:HD13	1:A:133:ARG:NH2	2.33	0.43
1:C:58:PHE:O	1:C:61:ILE:HB	2.17	0.43
1:W:260:VAL:HG11	1:W:267:ILE:HD11	1.99	0.43
1:W:260:VAL:HA	1:W:261:PRO:HD3	1.70	0.43
1:C:31:ALA:HB3	1:C:302:GLY:HA2	2.00	0.43
1:A:171:ALA:CB	1:A:219:HIS:CD2	3.01	0.43
1:Y:198:LEU:CD1	1:Y:233:VAL:HG12	2.49	0.43
1:B:321:GLU:O	1:B:325:GLU:HG2	2.18	0.43
1:Y:302:GLY:O	1:Y:303:ARG:C	2.55	0.43
1:D:250:MET:HE3	1:D:291:LEU:CD2	2.48	0.43
1:W:303:ARG:HD2	1:W:303:ARG:N	2.24	0.43
1:W:198:LEU:CD1	1:W:234:THR:HA	2.48	0.43
1:A:235:ALA:HB2	1:A:243:TYR:HD1	1.83	0.43
1:X:53:GLU:CG	1:X:57:GLN:HE21	2.31	0.43
1:W:65:VAL:O	1:W:100:LYS:HE2	2.17	0.43
1:W:86:LYS:C	1:W:93:PHE:HE1	2.22	0.43
1:C:344:HIS:C	1:C:344:HIS:ND1	2.72	0.43
1:X:134:CYS:O	1:X:137:TYR:N	2.52	0.43
1:Z:269:PHE:CZ	1:Z:286:ILE:HD13	2.54	0.43
1:C:223:LEU:HA	1:C:226:THR:OG1	2.19	0.43
1:A:177:CYS:HB2	1:A:184:PRO:HD3	2.00	0.43
1:C:46:ILE:HG13	1:C:48:VAL:HG23	2.01	0.43
1:Z:183:VAL:HA	1:Z:184:PRO:HD2	1.78	0.43
1:D:213:TYR:CE2	1:D:260:VAL:HG22	2.53	0.43
1:Z:189:GLU:O	1:Z:189:GLU:HG3	2.18	0.43
1:C:75:GLY:CA	1:C:103:VAL:HG12	2.49	0.43
1:A:173:TYR:CD1	1:A:173:TYR:C	2.91	0.43
1:Z:58:PHE:HE1	1:Z:309:ALA:O	2.01	0.43
1:Z:12:LYS:O	1:Z:13:LYS:C	2.57	0.43
1:Y:35:SER:O	1:Y:36:VAL:C	2.57	0.43
1:A:189:GLU:OE2	1:A:191:ILE:HG22	2.19	0.43
1:C:161:LEU:O	1:C:165:GLU:HG2	2.18	0.43
1:B:83:LEU:O	1:B:83:LEU:HD12	2.17	0.43
1:B:231:ASN:H	1:B:231:ASN:ND2	2.17	0.43
1:X:169:ALA:O	1:X:170:LEU:C	2.56	0.43
1:Z:173:TYR:CE1	1:Z:177:CYS:SG	3.12	0.43
1:Y:8:THR:C	1:Y:10:GLU:N	2.70	0.43
1:Z:280:THR:OG1	1:Z:330:ARG:NH2	2.52	0.43
1:A:69:ILE:N	1:A:328:MET:HE3	2.33	0.43
1:Z:28:GLY:HA2	1:Z:298:SER:OG	2.18	0.43
1:A:50:ASN:ND2	1:A:50:ASN:C	2.72	0.43

*Continued on next page...*

*Continued from previous page...*

Atom-1	Atom-2	Interatomic distance (Å)	Clash overlap (Å)
1:D:250:MET:HE3	1:D:291:LEU:HD21	2.00	0.43
1:Y:227:LEU:HA	1:Y:227:LEU:HD23	1.89	0.43
1:Z:162:ALA:O	1:Z:165:GLU:N	2.49	0.43
1:X:78:LEU:HD12	1:X:104:VAL:CG1	2.49	0.43
1:W:46:ILE:HD12	1:W:314:GLY:HA2	2.00	0.43
1:Z:23:VAL:HA	1:Z:27:LYS:O	2.18	0.43
1:D:134:CYS:O	1:D:135:ALA:C	2.57	0.43
1:Y:321:GLU:O	1:Y:325:GLU:HG2	2.18	0.43
1:B:272:GLY:HA2	1:B:303:ARG:HH21	1.84	0.43
1:W:144:PHE:HA	1:W:183:VAL:H	1.84	0.43
1:X:223:LEU:HA	1:X:226:THR:OG1	2.18	0.43
1:Z:232:MET:O	1:Z:233:VAL:C	2.57	0.43
1:W:171:ALA:CB	1:W:219:HIS:CD2	3.02	0.43
1:B:35:SER:O	1:B:36:VAL:C	2.57	0.43
1:B:252:THR:HG21	1:B:269:PHE:HE2	1.84	0.43
1:W:51:THR:O	1:W:55:ARG:HG3	2.18	0.43
1:W:55:ARG:NH2	1:W:81:GLU:OE1	2.43	0.43
1:C:292:PRO:C	1:C:293:LYS:HG3	2.39	0.43
1:Y:274:MET:HE1	1:Y:279:ALA:HA	2.00	0.43
1:C:216:LEU:CD2	1:C:221:VAL:HG21	2.40	0.42
1:Z:216:LEU:O	1:Z:221:VAL:HG23	2.18	0.42
1:B:289:CYS:SG	1:B:291:LEU:HD23	2.59	0.42
1:Z:39:MET:HG2	1:Z:55:ARG:HG2	2.01	0.42
1:Y:230:PRO:HG3	1:Y:267:ILE:CG2	2.48	0.42
1:D:303:ARG:N	1:D:303:ARG:HD2	2.26	0.42
1:D:341:GLN:N	1:D:341:GLN:OE1	2.52	0.42
1:B:87:ASP:OD2	1:B:91:LYS:HB3	2.19	0.42
1:A:12:LYS:O	1:A:13:LYS:C	2.58	0.42
1:A:283:LEU:HD22	1:A:299:PHE:HB3	2.01	0.42
1:W:134:CYS:O	1:W:135:ALA:C	2.56	0.42
1:W:341:GLN:OE1	1:W:341:GLN:N	2.52	0.42
1:A:183:VAL:HA	1:A:184:PRO:HD2	1.78	0.42
1:X:53:GLU:HG3	1:X:57:GLN:HE21	1.84	0.42
1:A:134:CYS:CB	1:A:180:ASN:HD22	2.32	0.42
1:D:286:ILE:HG22	1:D:297:LEU:HD13	2.00	0.42
1:X:65:VAL:O	1:X:100:LYS:HE2	2.18	0.42
1:Z:98:LYS:HE3	1:Z:98:LYS:HB2	1.67	0.42
1:W:301:TYR:N	1:W:301:TYR:CD2	2.85	0.42
1:B:51:THR:HB	1:B:54:ASN:CG	2.40	0.42
1:A:291:LEU:O	1:A:293:LYS:HE2	2.20	0.42
1:Y:76:VAL:HG23	1:Y:102:ILE:CG2	2.42	0.42

*Continued on next page...*



*Continued from previous page...*

Atom-1	Atom-2	Interatomic distance (Å)	Clash overlap (Å)
1:Z:106:ILE:HG12	1:Z:137:TYR:CZ	2.54	0.42
1:Y:86:LYS:HA	1:Y:91:LYS:O	2.19	0.42
1:A:56:ARG:HG3	1:A:85:GLN:HB3	2.01	0.42
1:A:87:ASP:OD2	1:A:87:ASP:O	2.37	0.42
1:Z:87:ASP:O	1:Z:88:SER:C	2.56	0.42
1:W:60:GLU:HB2	1:W:93:PHE:CZ	2.53	0.42
1:C:336:GLN:HA	1:C:339:LYS:CG	2.50	0.42
1:Z:73:ILE:CG2	1:Z:102:ILE:HD13	2.50	0.42
1:X:8:THR:OG1	1:X:11:GLN:HB2	2.20	0.42
1:X:222:TYR:CZ	1:X:224:GLU:HB2	2.55	0.42
1:Z:212:VAL:HG12	1:Z:216:LEU:HD12	2.01	0.42
1:D:105:GLY:CA	1:D:144:PHE:CE2	3.03	0.42
1:A:130:LEU:HA	1:A:130:LEU:HD12	1.92	0.42
1:C:61:ILE:HD11	1:C:313:TRP:NE1	2.34	0.42
1:B:15:LEU:HD11	1:B:178:GLN:HB3	2.02	0.42
1:D:340:GLY:C	1:D:341:GLN:OE1	2.57	0.42
1:Z:271:SER:HA	1:Z:274:MET:HE1	1.98	0.42
1:C:42:ARG:NH1	1:C:45:ARG:HH12	2.18	0.42
1:Z:59:ARG:CB	1:Z:93:PHE:HE2	2.33	0.42
1:B:26:GLY:O	1:B:335:CYS:HA	2.19	0.42
1:X:212:VAL:HG12	1:X:216:LEU:HD11	2.01	0.42
1:B:190:VAL:HG12	1:B:191:ILE:H	1.79	0.42
1:Z:280:THR:HG21	1:Z:342:TYR:CE1	2.54	0.42
1:B:257:HIS:CD2	1:B:292:PRO:HD2	2.54	0.42
1:C:51:THR:HG22	1:C:52:GLU:N	2.34	0.42
1:X:268:CYS:HB3	1:X:299:PHE:O	2.20	0.42
1:D:147:TRP:C	1:D:147:TRP:CD1	2.92	0.42
1:Z:35:SER:HA	1:Z:79:PHE:CE1	2.54	0.42
1:Y:134:CYS:O	1:Y:135:ALA:C	2.57	0.42
1:Y:63:PHE:CZ	1:Y:78:LEU:HD21	2.55	0.42
1:C:222:TYR:CZ	1:C:224:GLU:HB2	2.55	0.42
1:B:65:VAL:CG2	1:B:328:MET:HG2	2.46	0.42
1:A:295:TRP:CE3	1:A:297:LEU:HD21	2.54	0.42
1:A:147:TRP:CD1	1:A:147:TRP:C	2.93	0.42
1:A:129:GLY:O	1:A:133:ARG:HB2	2.20	0.42
1:B:7:LEU:HD21	1:B:178:GLN:HB3	2.01	0.42
1:Z:32:ALA:O	1:Z:78:LEU:HD23	2.20	0.42
1:D:136:GLN:NE2	1:D:136:GLN:HA	2.35	0.42
1:B:279:ALA:HB1	1:B:301:TYR:CZ	2.55	0.42
1:Y:301:TYR:HB2	1:Y:305:LEU:HD12	2.01	0.42
1:Y:257:HIS:CD2	1:Y:292:PRO:HD2	2.54	0.42

*Continued on next page...*

*Continued from previous page...*

Atom-1	Atom-2	Interatomic distance (Å)	Clash overlap (Å)
1:X:244:THR:C	1:X:246:GLU:H	2.22	0.42
1:A:144:PHE:HE1	1:A:185:ILE:HD12	1.85	0.42
1:Y:252:THR:HG21	1:Y:269:PHE:HE2	1.85	0.42
1:B:244:THR:HG23	1:B:247:GLN:H	1.83	0.42
1:Y:16:SER:O	1:Y:17:GLU:C	2.56	0.42
1:A:245:PRO:HB3	1:A:282:ASN:HA	2.00	0.42
1:Z:171:ALA:CB	1:Z:219:HIS:CD2	3.03	0.42
1:X:168:ASN:HA	1:X:171:ALA:HB3	2.01	0.42
1:A:33:ASP:HB2	1:A:78:LEU:C	2.40	0.42
1:C:305:LEU:HD23	1:C:305:LEU:HA	1.89	0.42
1:C:108:LEU:CD1	1:C:134:CYS:SG	3.05	0.42
1:D:208:VAL:O	1:D:211:ALA:HB3	2.20	0.42
1:W:275:SER:O	1:W:276:GLU:C	2.56	0.42
1:Z:50:ASN:C	1:Z:50:ASN:ND2	2.73	0.42
1:Y:283:LEU:HD12	1:Y:283:LEU:O	2.19	0.42
1:B:213:TYR:OH	1:B:228:LEU:HB2	2.19	0.42
1:W:51:THR:HG23	1:W:53:GLU:N	2.34	0.42
1:B:183:VAL:HA	1:B:184:PRO:HD2	1.74	0.42
1:X:86:LYS:HE2	1:X:92:LEU:HG	2.02	0.42
1:D:65:VAL:HG21	1:D:328:MET:HG2	2.01	0.42
1:Y:173:TYR:CE1	1:Y:177:CYS:SG	3.13	0.42
1:Z:106:ILE:HG23	1:Z:106:ILE:O	2.20	0.42
1:B:284:ASN:O	1:B:285:ALA:C	2.58	0.42
1:B:39:MET:CG	1:B:59:ARG:HH21	2.31	0.42
1:B:72:SER:OG	1:B:332:MET:HA	2.20	0.42
1:B:79:PHE:O	1:B:80:HIS:C	2.57	0.42
1:B:134:CYS:O	1:B:135:ALA:C	2.58	0.42
1:A:284:ASN:OD1	1:A:340:GLY:HA2	2.20	0.42
1:B:173:TYR:CE1	1:B:177:CYS:SG	3.13	0.42
1:Z:32:ALA:O	1:Z:78:LEU:HA	2.19	0.42
1:A:23:VAL:HA	1:A:27:LYS:O	2.20	0.42
1:W:146:LYS:CE	1:W:229:LYS:NZ	2.83	0.42
1:A:170:LEU:HD22	1:A:186:VAL:HG13	2.02	0.42
1:Y:93:PHE:O	1:Y:94:ARG:C	2.57	0.42
1:Y:272:GLY:HA2	1:Y:303:ARG:HH21	1.84	0.42
1:A:286:ILE:HG22	1:A:297:LEU:HD13	2.02	0.42
1:X:308:SER:OG	1:X:326:ALA:HB1	2.20	0.42
1:Z:58:PHE:O	1:Z:62:LEU:HG	2.20	0.42
1:W:27:LYS:HD3	1:W:70:ASN:O	2.20	0.42
1:D:256:LEU:HD23	1:D:260:VAL:CG2	2.50	0.42
1:C:164:GLN:O	1:C:168:ASN:ND2	2.52	0.42

*Continued on next page...*

*Continued from previous page...*

Atom-1	Atom-2	Interatomic distance (Å)	Clash overlap (Å)
1:A:33:ASP:HB3	1:A:78:LEU:CA	2.50	0.42
1:Y:279:ALA:HB1	1:Y:301:TYR:CZ	2.55	0.42
1:Y:83:LEU:HD12	1:Y:83:LEU:O	2.20	0.42
1:D:283:LEU:HD12	1:D:283:LEU:O	2.19	0.42
1:X:108:LEU:O	1:X:109:ASP:HB3	2.20	0.41
1:X:226:THR:CG2	1:X:227:LEU:N	2.72	0.41
1:Y:284:ASN:O	1:Y:285:ALA:C	2.58	0.41
1:B:86:LYS:CA	1:B:91:LYS:O	2.68	0.41
1:A:92:LEU:O	1:A:96:ILE:HG13	2.20	0.41
1:W:286:ILE:HG22	1:W:297:LEU:HD13	2.02	0.41
1:W:136:GLN:NE2	1:W:136:GLN:HA	2.35	0.41
1:A:73:ILE:HG21	1:A:102:ILE:HD13	2.00	0.41
1:Z:203:TYR:CD1	1:Z:203:TYR:O	2.73	0.41
1:B:279:ALA:HB1	1:B:301:TYR:CE1	2.54	0.41
1:D:132:GLU:HA	1:D:132:GLU:OE2	2.20	0.41
1:X:207:LYS:HE2	1:X:207:LYS:HB3	1.86	0.41
1:B:191:ILE:CG2	1:B:192:PRO:HD2	2.50	0.41
1:B:302:GLY:O	1:B:303:ARG:C	2.57	0.41
1:B:250:MET:O	1:B:251:ALA:C	2.58	0.41
1:W:208:VAL:O	1:W:211:ALA:HB3	2.19	0.41
1:C:53:GLU:HG3	1:C:57:GLN:HE21	1.85	0.41
1:X:280:THR:CG2	1:X:337:ALA:HB2	2.50	0.41
1:X:48:VAL:HG12	1:X:49:GLU:N	2.35	0.41
1:C:33:ASP:OD1	1:C:77:ILE:HG21	2.19	0.41
1:B:284:ASN:O	1:B:287:ASN:N	2.52	0.41
1:C:214:LYS:HG2	1:D:214:LYS:HG3	2.02	0.41
1:X:336:GLN:O	1:X:339:LYS:HB2	2.20	0.41
1:Y:69:ILE:HG13	1:Y:69:ILE:O	2.20	0.41
1:X:91:LYS:HD2	1:X:91:LYS:HA	1.78	0.41
1:B:250:MET:SD	1:B:291:LEU:CD2	3.08	0.41
1:A:30:LEU:CB	1:A:76:VAL:HG22	2.37	0.41
1:Z:30:LEU:CB	1:Z:76:VAL:HG22	2.40	0.41
1:W:106:ILE:HG22	1:W:142:VAL:HG11	2.01	0.41
1:B:106:ILE:O	1:B:145:GLY:HA2	2.20	0.41
1:W:233:VAL:O	1:W:248:VAL:HG13	2.20	0.41
1:Y:87:ASP:OD1	1:Y:96:ILE:HD11	2.21	0.41
1:A:162:ALA:O	1:A:165:GLU:HB2	2.21	0.41
1:W:275:SER:OG	1:W:278:ASP:OD2	2.38	0.41
1:Z:246:GLU:O	1:Z:250:MET:N	2.49	0.41
1:W:212:VAL:HG12	1:W:216:LEU:CD1	2.47	0.41
1:X:57:GLN:O	1:X:58:PHE:C	2.58	0.41

*Continued on next page...*

*Continued from previous page...*

Atom-1	Atom-2	Interatomic distance (Å)	Clash overlap (Å)
1:Z:164:GLN:O	1:Z:168:ASN:ND2	2.53	0.41
1:C:244:THR:C	1:C:246:GLU:N	2.74	0.41
1:Z:311:ALA:O	1:Z:313:TRP:N	2.52	0.41
1:C:245:PRO:O	1:C:285:ALA:HB1	2.20	0.41
1:X:221:VAL:CG1	1:X:222:TYR:N	2.80	0.41
1:W:73:ILE:HD11	1:W:331:ALA:CB	2.50	0.41
1:Z:66:ASP:OD1	1:Z:67:SER:N	2.54	0.41
1:X:280:THR:OG1	1:X:330:ARG:NH2	2.54	0.41
1:C:56:ARG:HB2	1:C:85:GLN:HE22	1.84	0.41
1:D:50:ASN:ND2	1:D:55:ARG:NH1	2.66	0.41
1:Y:301:TYR:HB3	1:Y:304:ALA:HB3	2.02	0.41
1:Y:79:PHE:O	1:Y:80:HIS:C	2.58	0.41
1:D:107:LYS:HG2	1:D:107:LYS:O	2.19	0.41
1:Z:212:VAL:O	1:Z:216:LEU:HD12	2.20	0.41
1:X:108:LEU:HD13	1:X:130:LEU:HD11	2.01	0.41
1:A:58:PHE:O	1:A:62:LEU:HG	2.21	0.41
1:A:50:ASN:C	1:A:50:ASN:HD22	2.24	0.41
1:C:53:GLU:CG	1:C:57:GLN:HE21	2.32	0.41
1:W:50:ASN:HD22	1:W:50:ASN:C	2.22	0.41
1:X:292:PRO:C	1:X:293:LYS:HG3	2.41	0.41
1:W:316:LYS:HD2	1:W:319:ASN:ND2	2.36	0.41
1:W:107:LYS:O	1:W:107:LYS:CG	2.68	0.41
1:C:91:LYS:HD2	1:C:91:LYS:HA	1.78	0.41
1:B:191:ILE:HG23	1:B:192:PRO:HD2	2.03	0.41
1:D:275:SER:OG	1:D:278:ASP:OD2	2.38	0.41
1:A:309:ALA:HB2	1:A:327:PHE:N	2.35	0.41
1:Z:295:TRP:CE3	1:Z:297:LEU:HD21	2.55	0.41
1:Y:213:TYR:CE2	1:Y:228:LEU:HD13	2.55	0.41
1:W:244:THR:HG23	1:W:247:GLN:OE1	2.20	0.41
1:Y:87:ASP:OD2	1:Y:91:LYS:HB3	2.21	0.41
1:Z:60:GLU:CD	1:Z:87:ASP:HB2	2.41	0.41
1:A:72:SER:OG	1:A:332:MET:HA	2.20	0.41
1:B:49:GLU:O	1:B:54:ASN:ND2	2.52	0.41
1:Z:283:LEU:HD11	1:Z:297:LEU:O	2.20	0.41
1:D:73:ILE:HD11	1:D:331:ALA:CB	2.50	0.41
1:B:28:GLY:HA3	1:B:299:PHE:CZ	2.56	0.41
1:B:206:GLU:HG2	1:B:255:ALA:HB1	2.03	0.41
1:Z:309:ALA:HB2	1:Z:327:PHE:N	2.35	0.41
1:W:222:TYR:CE2	1:W:224:GLU:HB2	2.55	0.41
1:Z:23:VAL:O	1:Z:25:ASN:N	2.54	0.41
1:W:40:GLY:O	1:W:44:GLN:HG3	2.21	0.41

*Continued on next page...*

*Continued from previous page...*

Atom-1	Atom-2	Interatomic distance (Å)	Clash overlap (Å)
1:Y:26:GLY:O	1:Y:335:CYS:HA	2.21	0.41
1:B:205:THR:HG22	1:B:209:LEU:HD12	2.03	0.41
1:C:216:LEU:O	1:C:221:VAL:HG23	2.20	0.41
1:D:212:VAL:HG12	1:D:216:LEU:CD1	2.47	0.41
1:C:106:ILE:HB	1:C:142:VAL:HG21	2.03	0.41
1:A:144:PHE:CE1	1:A:185:ILE:CD1	3.04	0.41
1:Y:283:LEU:CD2	1:Y:299:PHE:HB3	2.50	0.41
1:Z:65:VAL:O	1:Z:66:ASP:O	2.39	0.41
1:B:15:LEU:CD1	1:B:178:GLN:HG2	2.50	0.41
1:D:336:GLN:NE2	1:D:341:GLN:HG2	2.31	0.41
1:Y:339:LYS:HB3	1:Y:341:GLN:HG3	2.02	0.41
1:A:271:SER:HA	1:A:274:MET:HE1	2.00	0.41
1:C:244:THR:O	1:C:248:VAL:HG23	2.21	0.41
1:X:42:ARG:NH1	1:X:45:ARG:HH12	2.18	0.41
1:X:303:ARG:HD3	1:X:303:ARG:H	1.86	0.41
1:Z:215:ALA:O	1:Z:218:ASP:HB2	2.21	0.41
1:D:316:LYS:HD2	1:D:319:ASN:ND2	2.35	0.41
1:D:69:ILE:HG23	1:D:102:ILE:HD11	2.02	0.41
1:D:60:GLU:HB2	1:D:93:PHE:CZ	2.54	0.41
1:D:229:LYS:HE3	1:D:300:SER:OG	2.20	0.41
1:X:36:VAL:HG22	1:X:79:PHE:CE2	2.55	0.41
1:Y:316:LYS:C	1:Y:318:ALA:H	2.24	0.41
1:A:179:GLN:CA	1:A:179:GLN:HE21	2.33	0.41
1:D:40:GLY:O	1:D:44:GLN:HG3	2.21	0.41
1:Z:179:GLN:HE21	1:Z:179:GLN:CA	2.34	0.41
1:B:191:ILE:HA	1:B:192:PRO:HD3	1.81	0.41
1:W:164:GLN:HG3	1:W:165:GLU:N	2.35	0.41
1:X:130:LEU:O	1:X:131:SER:C	2.58	0.41
1:D:164:GLN:HG3	1:D:165:GLU:N	2.35	0.41
1:A:308:SER:CB	1:A:326:ALA:HB1	2.51	0.41
1:A:51:THR:HB	1:A:54:ASN:HD21	1.86	0.41
1:Y:255:ALA:HA	1:Y:258:ARG:HG3	2.03	0.41
1:X:190:VAL:HG21	1:X:231:ASN:HD21	1.84	0.41
1:W:280:THR:HG21	1:W:342:TYR:CE1	2.55	0.41
1:A:33:ASP:HB3	1:A:77:ILE:C	2.41	0.41
1:Y:63:PHE:O	1:Y:100:LYS:HE3	2.21	0.41
1:Y:205:THR:HG22	1:Y:209:LEU:HD12	2.03	0.41
1:A:203:TYR:O	1:A:203:TYR:CD1	2.74	0.41
1:W:174:ALA:O	1:W:175:SER:C	2.60	0.41
1:Z:18:ILE:HA	1:Z:21:SER:OG	2.20	0.40
1:Z:253:VAL:O	1:Z:256:LEU:HB2	2.22	0.40

*Continued on next page...*

*Continued from previous page...*

Atom-1	Atom-2	Interatomic distance (Å)	Clash overlap (Å)
1:C:280:THR:CG2	1:C:337:ALA:HB2	2.52	0.40
1:A:106:ILE:CG2	1:A:106:ILE:O	2.69	0.40
1:B:87:ASP:OD1	1:B:96:ILE:HD11	2.21	0.40
1:C:38:THR:O	1:C:39:MET:C	2.59	0.40
1:Z:56:ARG:HG2	1:Z:93:PHE:CZ	2.56	0.40
1:C:188:PRO:HG3	1:C:209:LEU:CD2	2.51	0.40
1:B:316:LYS:C	1:B:318:ALA:H	2.25	0.40
1:C:202:GLN:HB2	1:C:233:VAL:HG11	2.02	0.40
1:W:250:MET:HA	1:W:289:CYS:SG	2.61	0.40
1:D:243:TYR:CD1	1:D:243:TYR:N	2.89	0.40
1:Y:106:ILE:CB	1:Y:142:VAL:HG11	2.51	0.40
1:A:198:LEU:HD13	1:A:243:TYR:CD1	2.57	0.40
1:X:34:GLU:HB3	1:X:38:THR:CG2	2.51	0.40
1:X:38:THR:O	1:X:39:MET:C	2.60	0.40
1:X:42:ARG:HH11	1:X:45:ARG:HH12	1.70	0.40
1:C:42:ARG:HH11	1:C:45:ARG:HH12	1.69	0.40
1:B:85:GLN:O	1:B:92:LEU:HD23	2.21	0.40
1:X:100:LYS:O	1:X:102:ILE:HG13	2.21	0.40
1:C:257:HIS:CD2	1:D:263:ALA:HA	2.57	0.40
1:B:301:TYR:HB3	1:B:304:ALA:HB3	2.03	0.40
1:X:138:LYS:HD3	1:X:182:LEU:HD23	2.02	0.40
1:Z:252:THR:HG22	1:Z:256:LEU:HD11	2.02	0.40
1:Z:291:LEU:O	1:Z:293:LYS:HE2	2.21	0.40
1:Y:53:GLU:O	1:Y:54:ASN:C	2.60	0.40
1:A:51:THR:HB	1:A:54:ASN:ND2	2.36	0.40
1:A:54:ASN:CA	1:A:57:GLN:HE21	2.31	0.40
1:Z:147:TRP:CD1	1:Z:147:TRP:C	2.95	0.40
1:D:50:ASN:C	1:D:50:ASN:HD22	2.23	0.40
1:A:215:ALA:O	1:A:218:ASP:HB2	2.21	0.40
1:C:100:LYS:O	1:C:102:ILE:HG13	2.20	0.40
1:Z:279:ALA:HB1	1:Z:301:TYR:CE1	2.56	0.40
1:C:189:GLU:O	1:C:189:GLU:OE2	2.39	0.40
1:C:212:VAL:HG12	1:C:216:LEU:HD11	2.03	0.40
1:C:12:LYS:HB3	1:C:222:TYR:CZ	2.56	0.40
1:A:212:VAL:O	1:A:216:LEU:HD12	2.21	0.40
1:C:280:THR:OG1	1:C:330:ARG:NH2	2.54	0.40
1:D:333:ALA:O	1:D:336:GLN:HB3	2.21	0.40
1:Z:308:SER:HB2	1:Z:326:ALA:HB1	2.03	0.40
1:Y:86:LYS:CA	1:Y:91:LYS:O	2.69	0.40
1:C:39:MET:CE	1:C:42:ARG:HB2	2.50	0.40
1:Z:60:GLU:CG	1:Z:87:ASP:HB2	2.49	0.40

*Continued on next page...*

Continued from previous page...

Atom-1	Atom-2	Interatomic distance (Å)	Clash overlap (Å)
1:Z:87:ASP:O	1:Z:87:ASP:OD2	2.39	0.40
1:W:163:ILE:HD12	1:W:207:LYS:HE3	2.03	0.40
1:Z:162:ALA:O	1:Z:165:GLU:HB2	2.22	0.40
1:B:58:PHE:CE2	1:B:310:LEU:HD13	2.56	0.40
1:A:321:GLU:O	1:A:325:GLU:CB	2.70	0.40
1:D:174:ALA:O	1:D:175:SER:C	2.60	0.40
1:X:216:LEU:O	1:X:221:VAL:HG23	2.21	0.40
1:B:130:LEU:O	1:B:132:GLU:N	2.54	0.40
1:W:250:MET:HE3	1:W:291:LEU:CD2	2.51	0.40
1:Z:177:CYS:HB3	1:Z:182:LEU:HB2	2.03	0.40
1:W:243:TYR:CD1	1:W:243:TYR:N	2.90	0.40
1:W:51:THR:HG22	1:W:54:ASN:HB2	2.03	0.40
1:D:222:TYR:CE2	1:D:224:GLU:HB2	2.56	0.40
1:B:198:LEU:HD22	1:B:243:TYR:CE2	2.55	0.40
1:W:63:PHE:CD1	1:W:93:PHE:CD2	3.09	0.40
1:D:46:ILE:HD12	1:D:314:GLY:HA2	2.04	0.40
1:A:104:VAL:CB	1:A:141:GLY:O	2.68	0.40
1:W:173:TYR:CD1	1:W:173:TYR:C	2.95	0.40
1:Y:198:LEU:HD11	1:Y:251:ALA:CB	2.52	0.40
1:Z:169:ALA:O	1:Z:170:LEU:C	2.60	0.40

There are no symmetry-related clashes.

## 5.3 Torsion angles [i](#)

### 5.3.1 Protein backbone [i](#)

In the following table, the Percentiles column shows the percent Ramachandran outliers of the chain as a percentile score with respect to all X-ray entries followed by that with respect to entries of similar resolution.

The Analysed column shows the number of residues for which the backbone conformation was analysed, and the total number of residues.

Mol	Chain	Analysed	Favoured	Allowed	Outliers	Percentiles	
1	A	293/365 (80%)	231 (79%)	46 (16%)	16 (6%)	2	13
1	B	294/365 (80%)	225 (76%)	60 (20%)	9 (3%)	5	28
1	C	289/365 (79%)	213 (74%)	61 (21%)	15 (5%)	2	15
1	D	286/365 (78%)	227 (79%)	44 (15%)	15 (5%)	2	15

Continued on next page...

*Continued from previous page...*

Mol	Chain	Analysed	Favoured	Allowed	Outliers	Percentiles	
1	W	287/365 (79%)	231 (80%)	40 (14%)	16 (6%)	2	13
1	X	292/365 (80%)	211 (72%)	66 (23%)	15 (5%)	2	15
1	Y	294/365 (80%)	229 (78%)	56 (19%)	9 (3%)	5	28
1	Z	285/365 (78%)	227 (80%)	42 (15%)	16 (6%)	2	13
All	All	2320/2920 (80%)	1794 (77%)	415 (18%)	111 (5%)	3	17

All (111) Ramachandran outliers are listed below:

Mol	Chain	Res	Type
1	A	24	ALA
1	A	294	PRO
1	B	24	ALA
1	B	36	VAL
1	C	89	GLN
1	C	316	LYS
1	C	317	ALA
1	D	24	ALA
1	W	24	ALA
1	X	89	GLN
1	X	316	LYS
1	X	317	ALA
1	Y	24	ALA
1	Y	36	VAL
1	Z	24	ALA
1	Z	233	VAL
1	Z	294	PRO
1	A	66	ASP
1	A	233	VAL
1	A	272	GLY
1	A	307	ALA
1	A	312	ALA
1	B	190	VAL
1	B	272	GLY
1	C	7	LEU
1	C	100	LYS
1	C	272	GLY
1	D	188	PRO
1	D	307	ALA
1	W	307	ALA
1	X	100	LYS
1	X	230	PRO

*Continued on next page...*



*Continued from previous page...*

Mol	Chain	Res	Type
1	X	272	GLY
1	Y	80	HIS
1	Y	272	GLY
1	Z	66	ASP
1	Z	272	GLY
1	Z	307	ALA
1	Z	312	ALA
1	A	70	ASN
1	A	88	SER
1	B	80	HIS
1	B	222	TYR
1	C	66	ASP
1	C	269	PHE
1	C	307	ALA
1	D	21	SER
1	D	66	ASP
1	D	294	PRO
1	D	316	LYS
1	W	21	SER
1	W	66	ASP
1	W	147	TRP
1	W	294	PRO
1	W	316	LYS
1	X	269	PHE
1	X	307	ALA
1	Y	7	LEU
1	Y	222	TYR
1	Z	70	ASN
1	Z	88	SER
1	Z	188	PRO
1	A	54	ASN
1	A	81	GLU
1	C	186	VAL
1	D	100	LYS
1	D	164	GLN
1	D	174	ALA
1	D	175	SER
1	D	262	ALA
1	W	100	LYS
1	W	164	GLN
1	W	174	ALA
1	W	175	SER

*Continued on next page...*

*Continued from previous page...*

Mol	Chain	Res	Type
1	W	189	GLU
1	X	66	ASP
1	X	175	SER
1	X	191	ILE
1	Z	54	ASN
1	Z	81	GLU
1	B	254	THR
1	B	307	ALA
1	B	317	ALA
1	C	175	SER
1	D	290	PRO
1	W	262	ALA
1	W	290	PRO
1	X	261	PRO
1	Y	254	THR
1	Y	307	ALA
1	Z	56	ARG
1	Z	302	GLY
1	A	46	ILE
1	A	56	ARG
1	A	302	GLY
1	C	65	VAL
1	C	230	PRO
1	X	65	VAL
1	Y	317	ALA
1	Z	46	ILE
1	C	101	GLY
1	W	302	GLY
1	C	261	PRO
1	D	286	ILE
1	D	302	GLY
1	W	286	ILE
1	X	186	VAL
1	A	23	VAL
1	A	181	GLY
1	X	101	GLY
1	Z	23	VAL

### 5.3.2 Protein sidechains ⓘ

In the following table, the Percentiles column shows the percent sidechain outliers of the chain as a percentile score with respect to all X-ray entries followed by that with respect to entries of similar

resolution.

The Analysed column shows the number of residues for which the sidechain conformation was analysed, and the total number of residues.

Mol	Chain	Analysed	Rotameric	Outliers	Percentiles	
1	A	246/292 (84%)	219 (89%)	27 (11%)	8	30
1	B	249/292 (85%)	233 (94%)	16 (6%)	22	59
1	C	245/292 (84%)	230 (94%)	15 (6%)	23	61
1	D	241/292 (82%)	229 (95%)	12 (5%)	30	70
1	W	242/292 (83%)	228 (94%)	14 (6%)	25	63
1	X	246/292 (84%)	227 (92%)	19 (8%)	16	50
1	Y	249/292 (85%)	231 (93%)	18 (7%)	18	53
1	Z	240/292 (82%)	214 (89%)	26 (11%)	8	30
All	All	1958/2336 (84%)	1811 (92%)	147 (8%)	17	51

All (147) residues with a non-rotameric sidechain are listed below:

Mol	Chain	Res	Type
1	A	41	ASN
1	A	44	GLN
1	A	50	ASN
1	A	54	ASN
1	A	63	PHE
1	A	65	VAL
1	A	140	ASP
1	A	147	TRP
1	A	149	PRO
1	A	163	ILE
1	A	166	ASN
1	A	173	TYR
1	A	179	GLN
1	A	195	ASP
1	A	204	VAL
1	A	216	LEU
1	A	218	ASP
1	A	224	GLU
1	A	226	THR
1	A	254	THR
1	A	257	HIS
1	A	287	ASN
1	A	295	TRP

*Continued on next page...*

*Continued from previous page...*

Mol	Chain	Res	Type
1	A	303	ARG
1	A	319	ASN
1	A	328	MET
1	A	335	CYS
1	B	9	GLN
1	B	25	ASN
1	B	45	ARG
1	B	50	ASN
1	B	64	SER
1	B	173	TYR
1	B	175	SER
1	B	179	GLN
1	B	246	GLU
1	B	250	MET
1	B	261	PRO
1	B	287	ASN
1	B	291	LEU
1	B	295	TRP
1	B	303	ARG
1	B	321	GLU
1	C	23	VAL
1	C	41	ASN
1	C	50	ASN
1	C	65	VAL
1	C	70	ASN
1	C	99	GLU
1	C	103	VAL
1	C	136	GLN
1	C	166	ASN
1	C	173	TYR
1	C	189	GLU
1	C	192	PRO
1	C	283	LEU
1	C	295	TRP
1	C	303	ARG
1	D	50	ASN
1	D	82	THR
1	D	99	GLU
1	D	172	ARG
1	D	173	TYR
1	D	199	GLU
1	D	257	HIS

*Continued on next page...*

*Continued from previous page...*

Mol	Chain	Res	Type
1	D	283	LEU
1	D	295	TRP
1	D	303	ARG
1	D	308	SER
1	D	310	LEU
1	W	50	ASN
1	W	82	THR
1	W	99	GLU
1	W	148	ARG
1	W	172	ARG
1	W	173	TYR
1	W	196	HIS
1	W	199	GLU
1	W	257	HIS
1	W	283	LEU
1	W	295	TRP
1	W	303	ARG
1	W	308	SER
1	W	310	LEU
1	X	23	VAL
1	X	41	ASN
1	X	50	ASN
1	X	65	VAL
1	X	70	ASN
1	X	99	GLU
1	X	103	VAL
1	X	136	GLN
1	X	160	SER
1	X	166	ASN
1	X	173	TYR
1	X	186	VAL
1	X	189	GLU
1	X	191	ILE
1	X	192	PRO
1	X	234	THR
1	X	283	LEU
1	X	295	TRP
1	X	303	ARG
1	Y	9	GLN
1	Y	25	ASN
1	Y	45	ARG
1	Y	50	ASN

*Continued on next page...*

*Continued from previous page...*

Mol	Chain	Res	Type
1	Y	64	SER
1	Y	173	TYR
1	Y	175	SER
1	Y	179	GLN
1	Y	189	GLU
1	Y	245	PRO
1	Y	246	GLU
1	Y	250	MET
1	Y	287	ASN
1	Y	291	LEU
1	Y	295	TRP
1	Y	303	ARG
1	Y	321	GLU
1	Y	343	VAL
1	Z	41	ASN
1	Z	44	GLN
1	Z	50	ASN
1	Z	54	ASN
1	Z	63	PHE
1	Z	65	VAL
1	Z	140	ASP
1	Z	147	TRP
1	Z	163	ILE
1	Z	166	ASN
1	Z	173	TYR
1	Z	179	GLN
1	Z	204	VAL
1	Z	216	LEU
1	Z	218	ASP
1	Z	224	GLU
1	Z	226	THR
1	Z	245	PRO
1	Z	254	THR
1	Z	257	HIS
1	Z	287	ASN
1	Z	295	TRP
1	Z	303	ARG
1	Z	319	ASN
1	Z	328	MET
1	Z	335	CYS

Some sidechains can be flipped to improve hydrogen bonding and reduce clashes. All (107) such sidechains are listed below:

Mol	Chain	Res	Type
1	A	9	GLN
1	A	20	GLN
1	A	25	ASN
1	A	41	ASN
1	A	50	ASN
1	A	57	GLN
1	A	80	HIS
1	A	85	GLN
1	A	95	ASN
1	A	166	ASN
1	A	168	ASN
1	A	179	GLN
1	A	180	ASN
1	A	219	HIS
1	A	319	ASN
1	A	324	GLN
1	B	9	GLN
1	B	20	GLN
1	B	41	ASN
1	B	50	ASN
1	B	89	GLN
1	B	136	GLN
1	B	164	GLN
1	B	166	ASN
1	B	178	GLN
1	B	179	GLN
1	B	180	ASN
1	B	219	HIS
1	B	231	ASN
1	C	9	GLN
1	C	20	GLN
1	C	41	ASN
1	C	50	ASN
1	C	54	ASN
1	C	57	GLN
1	C	80	HIS
1	C	136	GLN
1	C	164	GLN
1	C	166	ASN
1	C	179	GLN
1	C	231	ASN
1	D	9	GLN
1	D	44	GLN

*Continued on next page...*

*Continued from previous page...*

Mol	Chain	Res	Type
1	D	50	ASN
1	D	54	ASN
1	D	80	HIS
1	D	95	ASN
1	D	136	GLN
1	D	164	GLN
1	D	179	GLN
1	D	219	HIS
1	D	231	ASN
1	D	336	GLN
1	W	9	GLN
1	W	44	GLN
1	W	50	ASN
1	W	54	ASN
1	W	80	HIS
1	W	95	ASN
1	W	136	GLN
1	W	168	ASN
1	W	179	GLN
1	W	196	HIS
1	W	200	HIS
1	W	219	HIS
1	W	336	GLN
1	X	9	GLN
1	X	20	GLN
1	X	41	ASN
1	X	50	ASN
1	X	54	ASN
1	X	57	GLN
1	X	80	HIS
1	X	136	GLN
1	X	164	GLN
1	X	166	ASN
1	X	202	GLN
1	X	231	ASN
1	Y	9	GLN
1	Y	20	GLN
1	Y	41	ASN
1	Y	50	ASN
1	Y	89	GLN
1	Y	136	GLN
1	Y	164	GLN

*Continued on next page...*



*Continued from previous page...*

Mol	Chain	Res	Type
1	Y	166	ASN
1	Y	178	GLN
1	Y	179	GLN
1	Y	219	HIS
1	Y	231	ASN
1	Z	9	GLN
1	Z	20	GLN
1	Z	25	ASN
1	Z	41	ASN
1	Z	50	ASN
1	Z	57	GLN
1	Z	80	HIS
1	Z	85	GLN
1	Z	95	ASN
1	Z	166	ASN
1	Z	168	ASN
1	Z	179	GLN
1	Z	180	ASN
1	Z	219	HIS
1	Z	319	ASN
1	Z	324	GLN
1	Z	341	GLN

### 5.3.3 RNA ⓘ

There are no RNA molecules in this entry.

## 5.4 Non-standard residues in protein, DNA, RNA chains ⓘ

There are no non-standard protein/DNA/RNA residues in this entry.

## 5.5 Carbohydrates ⓘ

There are no carbohydrates in this entry.

## 5.6 Ligand geometry ⓘ

8 ligands are modelled in this entry.

In the following table, the Counts columns list the number of bonds (or angles) for which Mogul statistics could be retrieved, the number of bonds (or angles) that are observed in the model and

the number of bonds (or angles) that are defined in the chemical component dictionary. The Link column lists molecule types, if any, to which the group is linked. The Z score for a bond length (or angle) is the number of standard deviations the observed value is removed from the expected value. A bond length (or angle) with  $|Z| > 2$  is considered an outlier worth inspection. RMSZ is the root-mean-square of all Z scores of the bond lengths (or angles).

Mol	Type	Chain	Res	Link	Bond lengths			Bond angles		
					Counts	RMSZ	$\# Z  > 2$	Counts	RMSZ	$\# Z  > 2$
2	SO4	A	364	-	4,4,4	0.32	0	6,6,6	0.09	0
2	SO4	B	364	-	4,4,4	0.44	0	6,6,6	0.15	0
2	SO4	C	364	-	4,4,4	0.37	0	6,6,6	0.16	0
2	SO4	C	365	-	4,4,4	0.33	0	6,6,6	0.16	0
2	SO4	W	364	-	4,4,4	0.35	0	6,6,6	0.14	0
2	SO4	X	364	-	4,4,4	0.32	0	6,6,6	0.17	0
2	SO4	Y	364	-	4,4,4	0.41	0	6,6,6	0.11	0
2	SO4	Z	364	-	4,4,4	0.30	0	6,6,6	0.16	0

In the following table, the Chirals column lists the number of chiral outliers, the number of chiral centers analysed, the number of these observed in the model and the number defined in the chemical component dictionary. Similar counts are reported in the Torsion and Rings columns. '-' means no outliers of that kind were identified.

Mol	Type	Chain	Res	Link	Chirals	Torsions	Rings
2	SO4	A	364	-	-	0/0/0/0	0/0/0/0
2	SO4	B	364	-	-	0/0/0/0	0/0/0/0
2	SO4	C	364	-	-	0/0/0/0	0/0/0/0
2	SO4	C	365	-	-	0/0/0/0	0/0/0/0
2	SO4	W	364	-	-	0/0/0/0	0/0/0/0
2	SO4	X	364	-	-	0/0/0/0	0/0/0/0
2	SO4	Y	364	-	-	0/0/0/0	0/0/0/0
2	SO4	Z	364	-	-	0/0/0/0	0/0/0/0

There are no bond length outliers.

There are no bond angle outliers.

There are no chirality outliers.

There are no torsion outliers.

There are no ring outliers.

No monomer is involved in short contacts.

## 5.7 Other polymers

There are no such residues in this entry.

## 5.8 Polymer linkage issues ⓘ

There are no chain breaks in this entry.

## 6 Fit of model and data ⓘ

### 6.1 Protein, DNA and RNA chains ⓘ

In the following table, the column labelled ‘#RSRZ > 2’ contains the number (and percentage) of RSRZ outliers, followed by percent RSRZ outliers for the chain as percentile scores relative to all X-ray entries and entries of similar resolution. The OWAB column contains the minimum, median, 95<sup>th</sup> percentile and maximum values of the occupancy-weighted average B-factor per residue. The column labelled ‘Q < 0.9’ lists the number of (and percentage) of residues with an average occupancy less than 0.9.

Mol	Chain	Analysed	<RSRZ>	#RSRZ > 2	OWAB(Å <sup>2</sup> )	Q < 0.9
1	A	303/365 (83%)	0.33	13 (4%) 39 16	21, 72, 92, 92	0
1	B	304/365 (83%)	0.23	4 (1%) 79 53	11, 47, 80, 92	0
1	C	299/365 (81%)	0.23	5 (1%) 73 45	10, 60, 89, 92	0
1	D	296/365 (81%)	0.22	5 (1%) 73 45	15, 60, 91, 92	0
1	W	297/365 (81%)	0.25	5 (1%) 73 45	15, 59, 92, 92	0
1	X	302/365 (82%)	0.24	7 (2%) 64 33	13, 61, 91, 92	0
1	Y	304/365 (83%)	0.25	5 (1%) 74 47	10, 47, 86, 92	0
1	Z	295/365 (80%)	0.35	10 (3%) 49 21	18, 73, 92, 92	0
All	All	2400/2920 (82%)	0.26	54 (2%) 64 33	10, 59, 92, 92	0

All (54) RSRZ outliers are listed below:

Mol	Chain	Res	Type	RSRZ
1	B	149	PRO	4.8
1	Z	310	LEU	4.4
1	Z	314	GLY	3.3
1	A	127	LEU	3.2
1	A	63	PHE	3.1
1	W	50	ASN	3.1
1	Z	232	MET	3.1
1	Z	327	PHE	2.9
1	C	313	TRP	2.9
1	C	62	LEU	2.9
1	X	62	LEU	2.9
1	A	106	ILE	2.8
1	Z	63	PHE	2.7
1	B	108	LEU	2.7
1	Z	274	MET	2.7
1	A	78	LEU	2.7

*Continued on next page...*

*Continued from previous page...*

Mol	Chain	Res	Type	RSRZ
1	B	170	LEU	2.7
1	X	306	GLN	2.6
1	D	50	ASN	2.6
1	X	58	PHE	2.6
1	Z	83	LEU	2.5
1	X	304	ALA	2.4
1	Z	315	GLY	2.4
1	W	108	LEU	2.4
1	Z	331	ALA	2.4
1	W	107	LYS	2.4
1	A	233	VAL	2.4
1	C	106	ILE	2.3
1	C	63	PHE	2.3
1	D	107	LYS	2.3
1	A	83	LEU	2.3
1	A	97	LEU	2.3
1	Y	186	VAL	2.3
1	W	310	LEU	2.2
1	Z	78	LEU	2.2
1	B	334	ASN	2.2
1	D	163	ILE	2.2
1	X	106	ILE	2.2
1	A	323	THR	2.2
1	C	233	VAL	2.1
1	W	271	SER	2.1
1	A	62	LEU	2.1
1	Y	102	ILE	2.1
1	Y	108	LEU	2.1
1	A	54	ASN	2.1
1	Y	170	LEU	2.1
1	D	28	GLY	2.1
1	D	108	LEU	2.1
1	X	327	PHE	2.1
1	A	232	MET	2.1
1	Y	262	ALA	2.1
1	X	63	PHE	2.0
1	A	145	GLY	2.0
1	A	286	ILE	2.0

## 6.2 Non-standard residues in protein, DNA, RNA chains ⓘ

There are no non-standard protein/DNA/RNA residues in this entry.

### 6.3 Carbohydrates [i](#)

There are no carbohydrates in this entry.

### 6.4 Ligands [i](#)

In the following table, the Atoms column lists the number of modelled atoms in the group and the number defined in the chemical component dictionary. LLDF column lists the quality of electron density of the group with respect to its neighbouring residues in protein, DNA or RNA chains. The B-factors column lists the minimum, median, 95<sup>th</sup> percentile and maximum values of B factors of atoms in the group. The column labelled 'Q< 0.9' lists the number of atoms with occupancy less than 0.9.

Mol	Type	Chain	Res	Atoms	RSCC	RSR	LLDF	B-factors( $\text{\AA}^2$ )	Q<0.9
2	SO4	B	364	5/5	0.92	0.21	-0.64	92,92,92,92	0
2	SO4	Z	364	5/5	0.96	0.20	-0.67	91,91,91,91	0
2	SO4	A	364	5/5	0.97	0.21	-0.74	88,88,88,88	0
2	SO4	X	364	5/5	0.90	0.22	-1.19	90,90,90,90	0
2	SO4	W	364	5/5	0.86	0.17	-1.47	92,92,92,92	0
2	SO4	Y	364	5/5	0.89	0.17	-1.54	92,92,92,92	0
2	SO4	C	365	5/5	0.86	0.15	-1.73	92,92,92,92	0
2	SO4	C	364	5/5	0.88	0.18	-2.11	92,92,92,92	0

### 6.5 Other polymers [i](#)

There are no such residues in this entry.