



# Full wwPDB X-ray Structure Validation Report ⓘ

Jan 31, 2016 – 11:30 PM GMT

PDB ID : 1XFB  
Title : Human Brain Fructose 1,6-(bis)phosphate Aldolase (C isozyme)  
Authors : Arakaki, T.L.; Pezza, J.A.; Cronin, M.A.; Hopkins, C.E.; Zimmer, D.B.; Tolan, D.R.; Allen, K.N.  
Deposited on : 2004-09-14  
Resolution : 3.00 Å(reported)

This is a Full wwPDB X-ray Structure Validation Report for a publicly released PDB entry.  
We welcome your comments at [validation@mail.wwpdb.org](mailto:validation@mail.wwpdb.org)  
A user guide is available at  
<http://wwpdb.org/validation/2016/XrayValidationReportHelp>  
with specific help available everywhere you see the ⓘ symbol.

---

The following versions of software and data (see [references ⓘ](#)) were used in the production of this report:

MolProbity : 4.02b-467  
Mogul : 1.7 (RC4), CSD as536be (2015)  
Xtriage (Phenix) : 1.9-1692  
EDS : rb-20026688  
Percentile statistics : 20151230.v01 (using entries in the PDB archive December 30th 2015)  
Refmac : 5.8.0135  
CCP4 : 6.5.0  
Ideal geometry (proteins) : Engh & Huber (2001)  
Ideal geometry (DNA, RNA) : Parkinson et al. (1996)  
Validation Pipeline (wwPDB-VP) : trunk26865

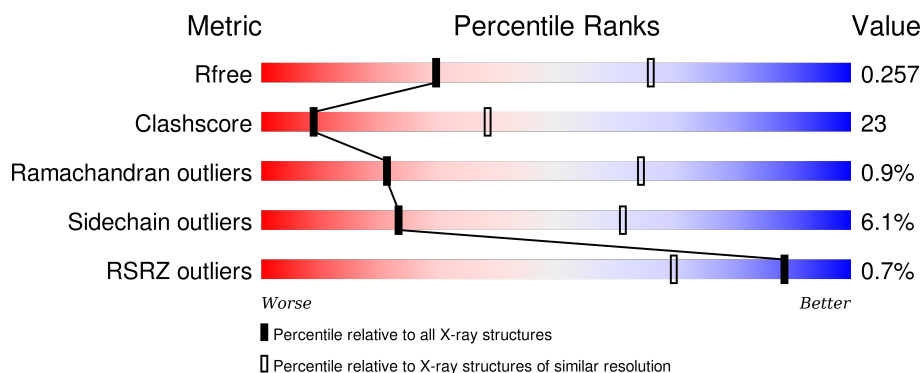
# 1 Overall quality at a glance

The following experimental techniques were used to determine the structure:

## *X-RAY DIFFRACTION*

The reported resolution of this entry is 3.00 Å.

Percentile scores (ranging between 0-100) for global validation metrics of the entry are shown in the following graphic. The table shows the number of entries on which the scores are based.



Metric	Whole archive (#Entries)	Similar resolution (#Entries, resolution range(Å))
$R_{free}$	91344	1578 (3.00-3.00)
Clashscore	102246	1912 (3.00-3.00)
Ramachandran outliers	100387	1853 (3.00-3.00)
Sidechain outliers	100360	1856 (3.00-3.00)
RSRZ outliers	91569	1592 (3.00-3.00)

The table below summarises the geometric issues observed across the polymeric chains and their fit to the electron density. The red, orange, yellow and green segments on the lower bar indicate the fraction of residues that contain outliers for  $\geq 3$ , 2, 1 and 0 types of geometric quality criteria. A grey segment represents the fraction of residues that are not modelled. The numeric value for each fraction is indicated below the corresponding segment, with a dot representing fractions  $\leq 5\%$ . The upper red bar (where present) indicates the fraction of residues that have poor fit to the electron density. The numeric value is given above the bar.

Mol	Chain	Length	Quality of chain
1	A	365	<div> <div>2%</div> <div>55%</div> <div>35%</div> <div>6%</div> </div>
1	B	365	<div> <div>%</div> <div>55%</div> <div>36%</div> <div>6%</div> </div>
1	C	365	<div> <div>56%</div> <div>34%</div> <div>6%</div> </div>
1	D	365	<div> <div>%</div> <div>56%</div> <div>34%</div> <div>6%</div> </div>
1	E	365	<div> <div>55%</div> <div>35%</div> <div>6%</div> </div>

*Continued on next page...*

Continued from previous page...

Mol	Chain	Length	Quality of chain
1	F	365	<div><div></div><div>55%35%6%</div></div>
1	G	365	<div><div>%</div><div>56%34%6%</div></div>
1	H	365	<div><div>%</div><div>55%35%6%</div></div>
1	I	365	<div><div>%</div><div>56%34%6%</div></div>
1	J	365	<div><div>%</div><div>55%35%6%</div></div>
1	K	365	<div><div></div><div>55%36%6%</div></div>
1	L	365	<div><div></div><div>54%36%6%</div></div>

## 2 Entry composition

There is only 1 type of molecule in this entry. The entry contains 31476 atoms, of which 0 are hydrogens and 0 are deuteriums.

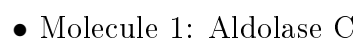
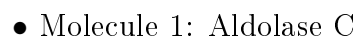
In the tables below, the ZeroOcc column contains the number of atoms modelled with zero occupancy, the AltConf column contains the number of residues with at least one atom in alternate conformation and the Trace column contains the number of residues modelled with at most 2 atoms.

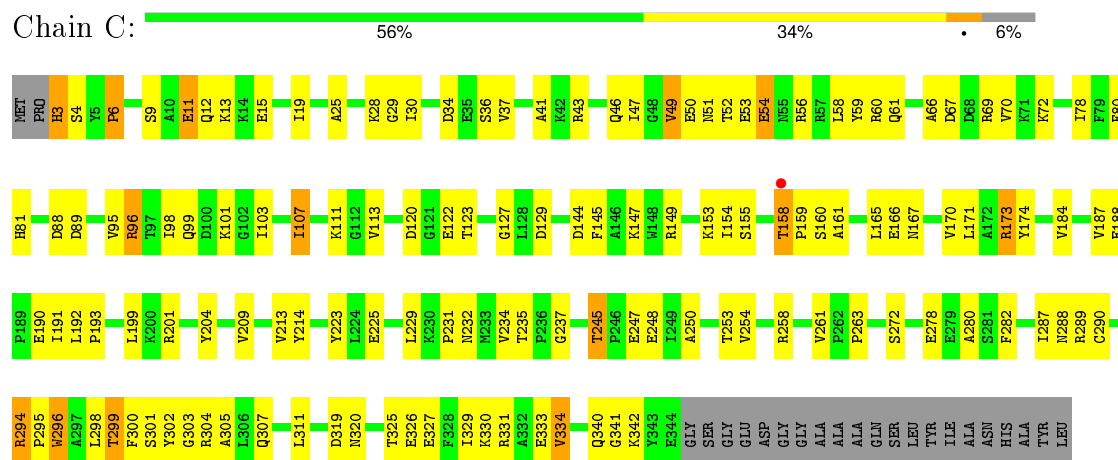
- Molecule 1 is a protein called Aldolase C.

Mol	Chain	Residues	Atoms					ZeroOcc	AltConf	Trace
1	A	342	Total	C	N	O	S	0	0	0
			2623	1651	465	497	10			
1	B	342	Total	C	N	O	S	0	0	0
			2623	1651	465	497	10			
1	C	342	Total	C	N	O	S	0	0	0
			2623	1651	465	497	10			
1	D	342	Total	C	N	O	S	0	0	0
			2623	1651	465	497	10			
1	E	342	Total	C	N	O	S	0	0	0
			2623	1651	465	497	10			
1	F	342	Total	C	N	O	S	0	0	0
			2623	1651	465	497	10			
1	G	342	Total	C	N	O	S	0	0	0
			2623	1651	465	497	10			
1	H	342	Total	C	N	O	S	0	0	0
			2623	1651	465	497	10			
1	I	342	Total	C	N	O	S	0	0	0
			2623	1651	465	497	10			
1	J	342	Total	C	N	O	S	0	0	0
			2623	1651	465	497	10			
1	K	342	Total	C	N	O	S	0	0	0
			2623	1651	465	497	10			
1	L	342	Total	C	N	O	S	0	0	0
			2623	1651	465	497	10			

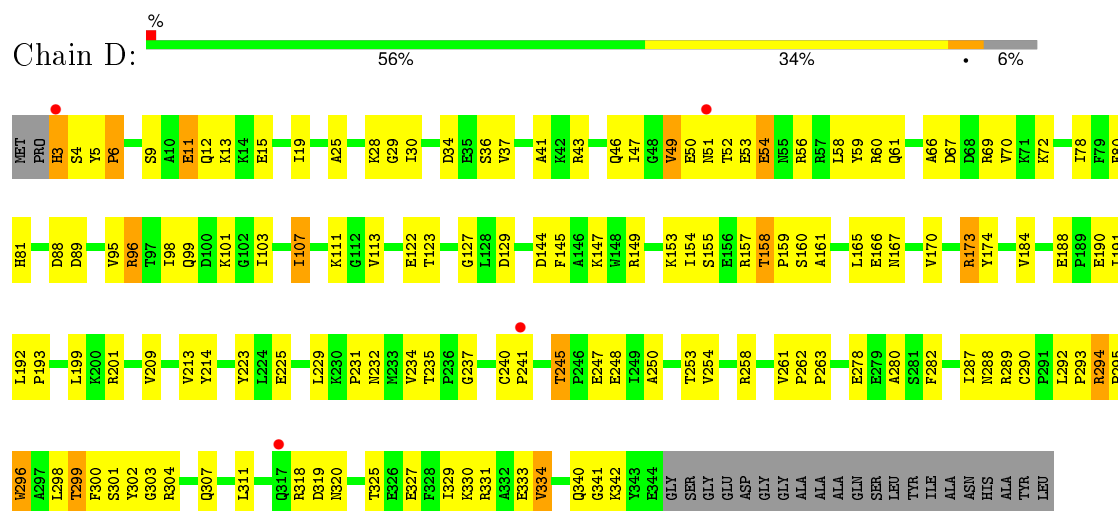


- Molecule 1: Aldolase C

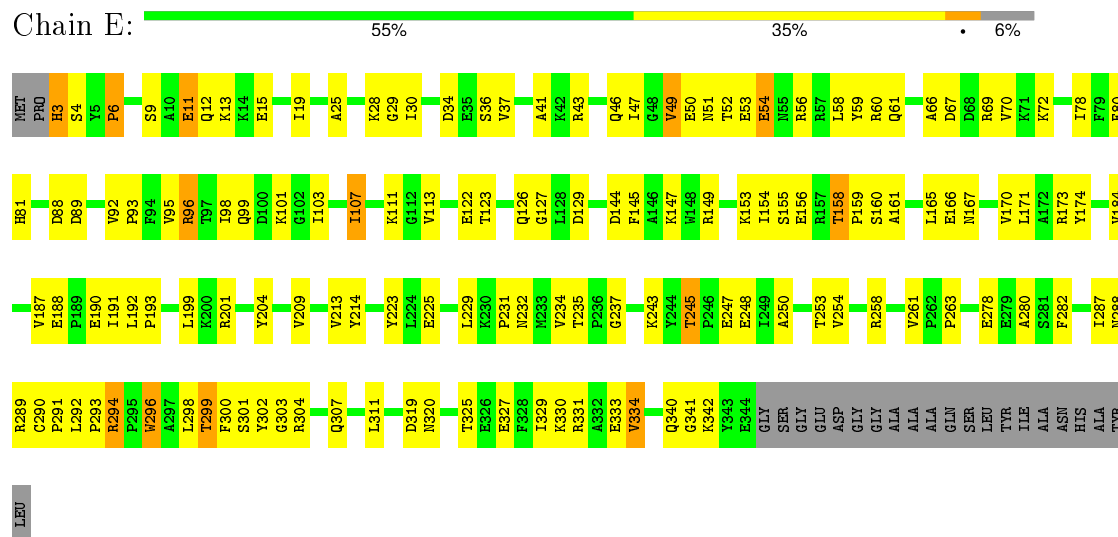




• Molecule 1: Aldolase C

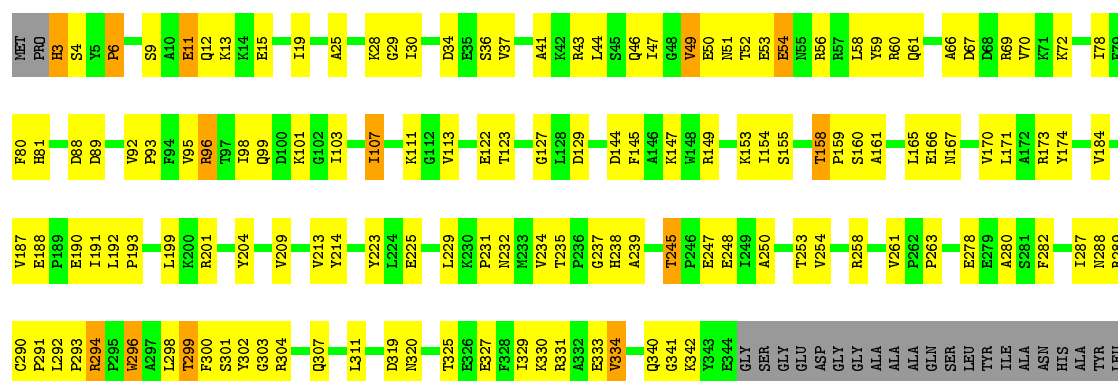


• Molecule 1: Aldolase C



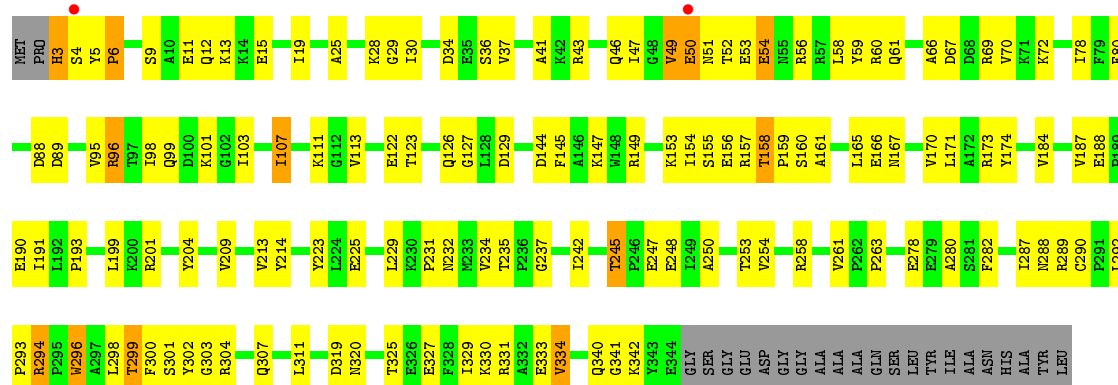
• Molecule 1: Aldolase C

Chain F: 



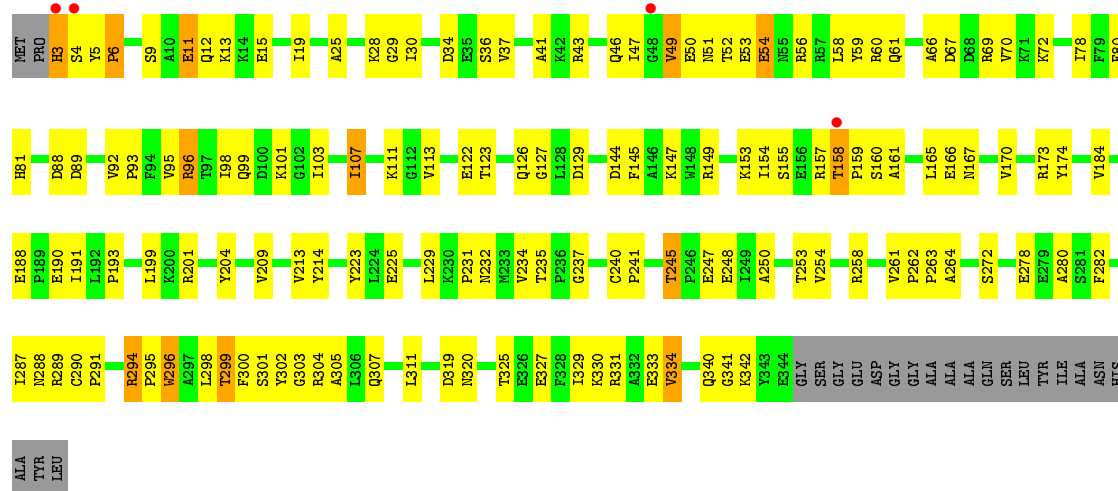
• Molecule 1: Aldolase C

Chain G: 

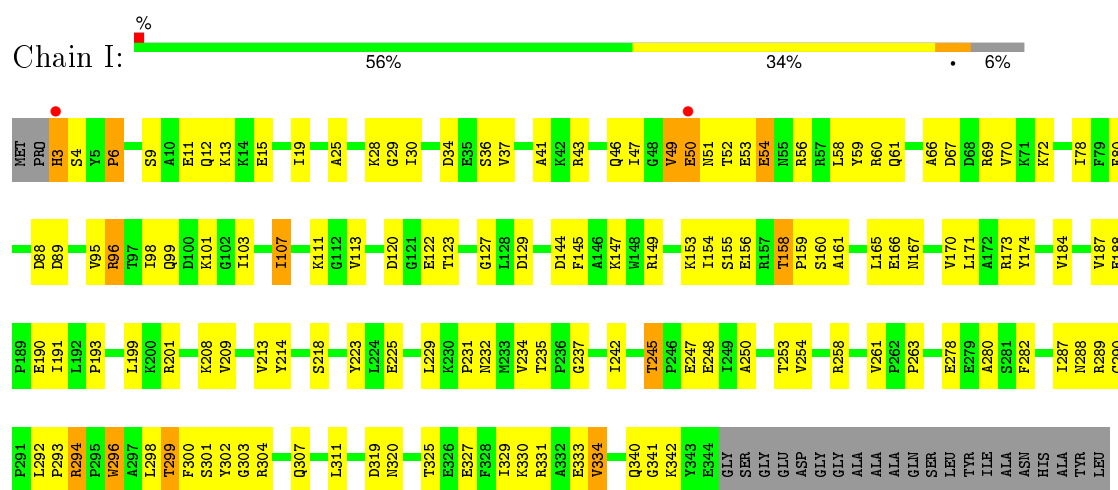


• Molecule 1: Aldolase C

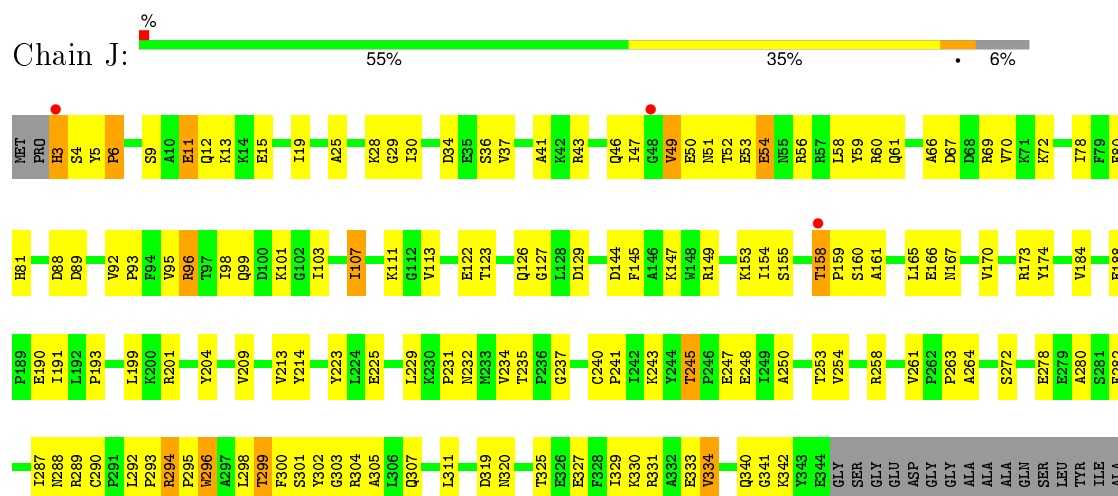
Chain H: 



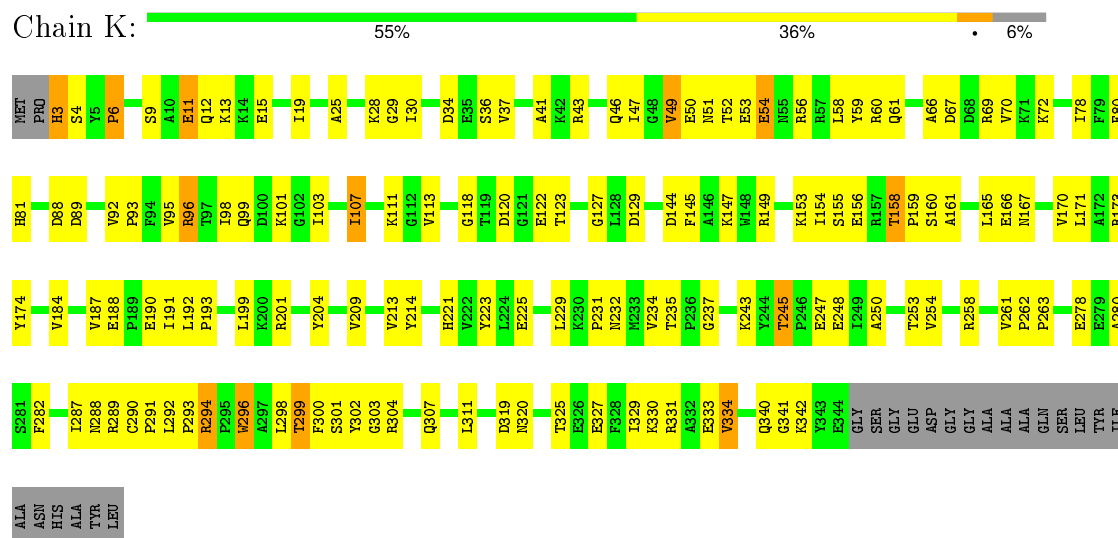
• Molecule 1: Aldolase C



• Molecule 1: Aldolase C



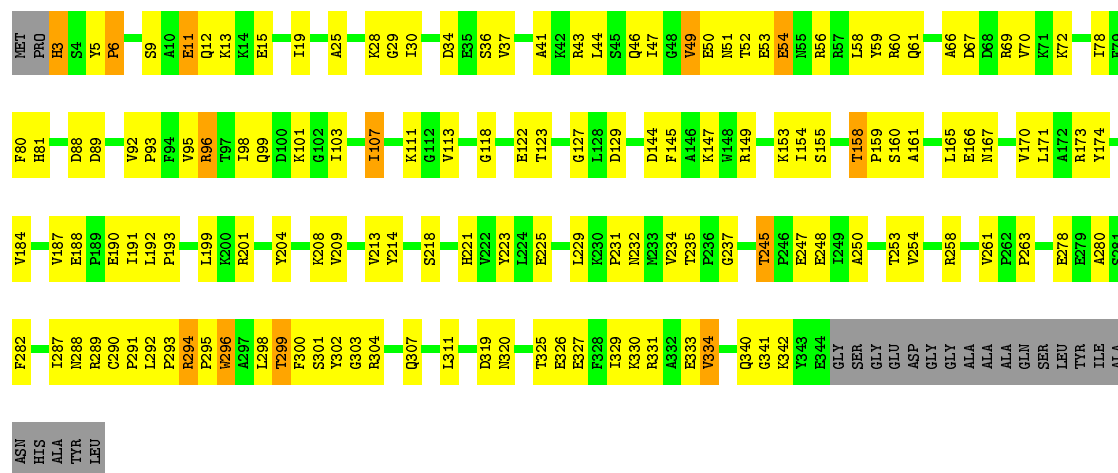
• Molecule 1: Aldolase C





- Molecule 1: Aldolase C

Chain L:  54% 36% • 6%



## 4 Data and refinement statistics

Property	Value	Source
Space group	P 1	Depositor
Cell constants a, b, c, $\alpha$ , $\beta$ , $\gamma$	83.87Å 121.99Å 129.52Å 107.96° 108.58° 97.39°	Depositor
Resolution (Å)	79.24 – 3.00 79.24 – 2.76	Depositor EDS
% Data completeness (in resolution range)	97.2 (79.24-3.00) 83.7 (79.24-2.76)	Depositor EDS
$R_{merge}$	(Not available)	Depositor
$R_{sym}$	0.10	Depositor
$\langle I/\sigma(I) \rangle$ <sup>1</sup>	1.19 (at 2.77Å)	Xtriage
Refinement program	CNS 1.1	Depositor
R, $R_{free}$	0.255 , 0.261 0.250 , 0.257	Depositor DCC
$R_{free}$ test set	8700 reflections (9.98%)	DCC
Wilson B-factor (Å <sup>2</sup> )	40.7	Xtriage
Anisotropy	0.266	Xtriage
Bulk solvent $k_{sol}$ (e/Å <sup>3</sup> ), $B_{sol}$ (Å <sup>2</sup> )	0.38 , 57.5	EDS
Estimated twinning fraction	No twinning to report.	Xtriage
L-test for twinning <sup>2</sup>	$\langle  L  \rangle = 0.49$ , $\langle L^2 \rangle = 0.32$	Xtriage
Outliers	0 of 108888 reflections	Xtriage
$F_o, F_c$ correlation	0.87	EDS
Total number of atoms	31476	wwPDB-VP
Average B, all atoms (Å <sup>2</sup> )	35.0	wwPDB-VP

Xtriage's analysis on translational NCS is as follows: *The largest off-origin peak in the Patterson function is 3.29% of the height of the origin peak. No significant pseudotranslation is detected.*

<sup>1</sup>Intensities estimated from amplitudes.

<sup>2</sup>Theoretical values of  $\langle |L| \rangle$ ,  $\langle L^2 \rangle$  for acentric reflections are 0.5, 0.375 respectively for untwinned datasets, and 0.333, 0.2 for perfectly twinned datasets.

## 5 Model quality

### 5.1 Standard geometry

The Z score for a bond length (or angle) is the number of standard deviations the observed value is removed from the expected value. A bond length (or angle) with  $|Z| > 5$  is considered an outlier worth inspection. RMSZ is the root-mean-square of all Z scores of the bond lengths (or angles).

Mol	Chain	Bond lengths		Bond angles	
		RMSZ	# Z  >5	RMSZ	# Z  >5
1	A	0.40	0/2672	0.66	0/3623
1	B	0.40	0/2672	0.66	0/3623
1	C	0.40	0/2672	0.66	0/3623
1	D	0.40	0/2672	0.66	0/3623
1	E	0.40	0/2672	0.66	0/3623
1	F	0.40	0/2672	0.66	0/3623
1	G	0.40	0/2672	0.66	0/3623
1	H	0.40	0/2672	0.66	0/3623
1	I	0.40	0/2672	0.66	0/3623
1	J	0.40	0/2672	0.66	0/3623
1	K	0.40	0/2672	0.66	0/3623
1	L	0.40	0/2672	0.66	0/3623
All	All	0.40	0/32064	0.66	0/43476

Chiral center outliers are detected by calculating the chiral volume of a chiral center and verifying if the center is modelled as a planar moiety or with the opposite hand. A planarity outlier is detected by checking planarity of atoms in a peptide group, atoms in a mainchain group or atoms of a sidechain that are expected to be planar.

Mol	Chain	#Chirality outliers	#Planarity outliers
1	A	0	1
1	B	0	1
1	C	0	1
1	D	0	1
1	E	0	1
1	F	0	1
1	G	0	1
1	H	0	1
1	I	0	1
1	J	0	1
1	K	0	1
1	L	0	1
All	All	0	12

There are no bond length outliers.

There are no bond angle outliers.

There are no chirality outliers.

All (12) planarity outliers are listed below:

Mol	Chain	Res	Type	Group
1	A	214	TYR	Sidechain
1	B	214	TYR	Sidechain
1	C	214	TYR	Sidechain
1	D	214	TYR	Sidechain
1	E	214	TYR	Sidechain
1	F	214	TYR	Sidechain
1	G	214	TYR	Sidechain
1	H	214	TYR	Sidechain
1	I	214	TYR	Sidechain
1	J	214	TYR	Sidechain
1	K	214	TYR	Sidechain
1	L	214	TYR	Sidechain

## 5.2 Too-close contacts

In the following table, the Non-H and H(model) columns list the number of non-hydrogen atoms and hydrogen atoms in the chain respectively. The H(added) column lists the number of hydrogen atoms added and optimized by MolProbity. The Clashes column lists the number of clashes within the asymmetric unit, whereas Symm-Clashes lists symmetry related clashes.

Mol	Chain	Non-H	H(model)	H(added)	Clashes	Symm-Clashes
1	A	2623	0	2638	146	0
1	B	2623	0	2638	131	2
1	C	2623	0	2638	127	3
1	D	2623	0	2638	123	2
1	E	2623	0	2638	129	3
1	F	2623	0	2638	144	0
1	G	2623	0	2638	128	5
1	H	2623	0	2638	145	0
1	I	2623	0	2638	142	4
1	J	2623	0	2638	145	0
1	K	2623	0	2638	143	3
1	L	2623	0	2638	136	0
All	All	31476	0	31656	1474	11

The all-atom clashscore is defined as the number of clashes found per 1000 atoms (including hydrogen atoms). The all-atom clashscore for this structure is 23.

All (1474) close contacts within the same asymmetric unit are listed below, sorted by their clash magnitude.

Atom-1	Atom-2	Interatomic distance (Å)	Clash overlap (Å)
1:A:315:ARG:CG	1:H:291:PRO:HG3	1.32	1.58
1:F:238:HIS:HB3	1:J:243:LYS:CE	1.48	1.44
1:F:238:HIS:CB	1:J:243:LYS:NZ	1.80	1.43
1:F:238:HIS:CB	1:J:243:LYS:HZ3	1.30	1.43
1:A:315:ARG:HG2	1:H:291:PRO:CG	1.53	1.39
1:F:238:HIS:CA	1:J:243:LYS:HZ3	1.37	1.38
1:A:317:GLN:NE2	1:H:291:PRO:O	1.63	1.31
1:A:315:ARG:CD	1:H:291:PRO:HG3	1.61	1.27
1:F:238:HIS:HB3	1:J:243:LYS:NZ	1.38	1.26
1:F:238:HIS:CB	1:J:243:LYS:CE	2.14	1.22
1:F:238:HIS:CA	1:J:243:LYS:NZ	2.00	1.19
1:F:239:ALA:HA	1:J:243:LYS:HG2	1.36	1.08
1:A:315:ARG:HD3	1:H:291:PRO:CG	1.85	1.07
1:I:3:HIS:CD2	1:L:201:ARG:HH12	1.73	1.06
1:F:238:HIS:HA	1:J:243:LYS:HZ3	1.19	1.05
1:A:315:ARG:CG	1:H:291:PRO:CG	2.18	0.99
1:F:238:HIS:HB3	1:J:243:LYS:HE3	1.40	0.98
1:C:153:LYS:HD2	1:C:158:THR:HG21	1.46	0.97
1:J:153:LYS:HD2	1:J:158:THR:HG21	1.46	0.97
1:B:153:LYS:HD2	1:B:158:THR:HG21	1.46	0.97
1:F:238:HIS:CG	1:J:243:LYS:HZ3	1.83	0.96
1:H:153:LYS:HD2	1:H:158:THR:HG21	1.46	0.96
1:A:315:ARG:CD	1:H:291:PRO:CG	2.34	0.96
1:I:156:GLU:OE2	1:K:156:GLU:CG	2.14	0.96
1:D:153:LYS:HD2	1:D:158:THR:HG21	1.46	0.95
1:I:153:LYS:HD2	1:I:158:THR:HG21	1.46	0.95
1:E:153:LYS:HD2	1:E:158:THR:HG21	1.46	0.95
1:F:153:LYS:HD2	1:F:158:THR:HG21	1.46	0.95
1:G:153:LYS:HD2	1:G:158:THR:HG21	1.46	0.95
1:I:156:GLU:CG	1:K:156:GLU:OE2	2.15	0.94
1:L:153:LYS:HD2	1:L:158:THR:HG21	1.46	0.94
1:A:153:LYS:HD2	1:A:158:THR:HG21	1.46	0.94
1:K:153:LYS:HD2	1:K:158:THR:HG21	1.46	0.94
1:J:107:ILE:HD12	1:J:107:ILE:H	1.32	0.94
1:H:107:ILE:HD12	1:H:107:ILE:H	1.32	0.94
1:K:107:ILE:HD12	1:K:107:ILE:H	1.32	0.93
1:F:238:HIS:CA	1:J:243:LYS:CE	2.25	0.93
1:D:107:ILE:H	1:D:107:ILE:HD12	1.32	0.93
1:E:107:ILE:HD12	1:E:107:ILE:H	1.32	0.93
1:A:107:ILE:H	1:A:107:ILE:HD12	1.32	0.93

*Continued on next page...*

*Continued from previous page...*

Atom-1	Atom-2	Interatomic distance (Å)	Clash overlap (Å)
1:F:107:ILE:H	1:F:107:ILE:HD12	1.32	0.92
1:L:107:ILE:H	1:L:107:ILE:HD12	1.32	0.92
1:B:107:ILE:HD12	1:B:107:ILE:H	1.32	0.91
1:G:107:ILE:HD12	1:G:107:ILE:H	1.32	0.91
1:I:107:ILE:H	1:I:107:ILE:HD12	1.32	0.91
1:A:317:GLN:CD	1:H:291:PRO:O	2.08	0.91
1:C:107:ILE:HD12	1:C:107:ILE:H	1.32	0.91
1:I:156:GLU:OE2	1:K:156:GLU:HG3	1.71	0.90
1:I:201:ARG:HH12	1:L:3:HIS:CD2	1.91	0.89
1:H:234:VAL:HG13	1:H:253:THR:HA	1.55	0.88
1:J:234:VAL:HG13	1:J:253:THR:HA	1.55	0.88
1:J:229:LEU:HG	1:J:231:PRO:HD3	1.56	0.88
1:A:229:LEU:HG	1:A:231:PRO:HD3	1.56	0.88
1:D:229:LEU:HG	1:D:231:PRO:HD3	1.56	0.88
1:E:234:VAL:HG13	1:E:253:THR:HA	1.55	0.88
1:H:229:LEU:HG	1:H:231:PRO:HD3	1.56	0.88
1:K:234:VAL:HG13	1:K:253:THR:HA	1.55	0.88
1:C:234:VAL:HG13	1:C:253:THR:HA	1.55	0.88
1:A:315:ARG:HG2	1:H:291:PRO:HG3	0.88	0.88
1:B:234:VAL:HG13	1:B:253:THR:HA	1.55	0.87
1:A:315:ARG:HG2	1:H:291:PRO:CB	2.05	0.87
1:C:229:LEU:HG	1:C:231:PRO:HD3	1.56	0.87
1:K:229:LEU:HG	1:K:231:PRO:HD3	1.56	0.87
1:E:229:LEU:HG	1:E:231:PRO:HD3	1.56	0.87
1:I:156:GLU:HG3	1:K:156:GLU:OE2	1.74	0.87
1:B:229:LEU:HG	1:B:231:PRO:HD3	1.55	0.87
1:D:234:VAL:HG13	1:D:253:THR:HA	1.55	0.86
1:A:234:VAL:HG13	1:A:253:THR:HA	1.55	0.86
1:F:238:HIS:CG	1:J:243:LYS:NZ	2.41	0.86
1:I:229:LEU:HG	1:I:231:PRO:HD3	1.56	0.86
1:G:229:LEU:HG	1:G:231:PRO:HD3	1.56	0.86
1:I:234:VAL:HG13	1:I:253:THR:HA	1.55	0.86
1:G:234:VAL:HG13	1:G:253:THR:HA	1.55	0.86
1:F:238:HIS:HA	1:J:243:LYS:NZ	1.80	0.86
1:L:234:VAL:HG13	1:L:253:THR:HA	1.55	0.86
1:F:234:VAL:HG13	1:F:253:THR:HA	1.55	0.86
1:F:229:LEU:HG	1:F:231:PRO:HD3	1.56	0.86
1:L:229:LEU:HG	1:L:231:PRO:HD3	1.56	0.85
1:L:67:ASP:OD2	1:L:69:ARG:HG2	1.78	0.84
1:F:67:ASP:OD2	1:F:69:ARG:HG2	1.78	0.84
1:H:67:ASP:OD2	1:H:69:ARG:HG2	1.78	0.84

*Continued on next page...*

*Continued from previous page...*

Atom-1	Atom-2	Interatomic distance (Å)	Clash overlap (Å)
1:C:67:ASP:OD2	1:C:69:ARG:HG2	1.78	0.83
1:J:67:ASP:OD2	1:J:69:ARG:HG2	1.78	0.83
1:K:67:ASP:OD2	1:K:69:ARG:HG2	1.78	0.83
1:B:67:ASP:OD2	1:B:69:ARG:HG2	1.78	0.83
1:D:67:ASP:OD2	1:D:69:ARG:HG2	1.78	0.83
1:E:67:ASP:OD2	1:E:69:ARG:HG2	1.78	0.82
1:I:3:HIS:HD2	1:L:201:ARG:HH12	1.20	0.82
1:G:67:ASP:OD2	1:G:69:ARG:HG2	1.78	0.82
1:I:67:ASP:OD2	1:I:69:ARG:HG2	1.78	0.82
1:A:67:ASP:OD2	1:A:69:ARG:HG2	1.78	0.82
1:E:4:SER:HB3	1:H:204:TYR:CD1	2.15	0.81
1:C:166:GLU:O	1:C:167:ASN:HB2	1.82	0.80
1:B:166:GLU:O	1:B:167:ASN:HB2	1.82	0.80
1:H:107:ILE:HD12	1:H:107:ILE:N	1.97	0.80
1:G:107:ILE:HD12	1:G:107:ILE:N	1.97	0.80
1:H:166:GLU:O	1:H:167:ASN:HB2	1.82	0.80
1:J:107:ILE:N	1:J:107:ILE:HD12	1.97	0.80
1:I:107:ILE:N	1:I:107:ILE:HD12	1.97	0.80
1:F:201:ARG:HH12	1:G:3:HIS:CD2	2.00	0.79
1:F:238:HIS:HB3	1:J:243:LYS:HZ1	1.43	0.79
1:J:166:GLU:O	1:J:167:ASN:HB2	1.82	0.79
1:A:107:ILE:HD12	1:A:107:ILE:N	1.97	0.78
1:D:166:GLU:O	1:D:167:ASN:HB2	1.82	0.78
1:E:107:ILE:HD12	1:E:107:ILE:N	1.97	0.78
1:E:166:GLU:O	1:E:167:ASN:HB2	1.82	0.78
1:G:166:GLU:O	1:G:167:ASN:HB2	1.82	0.78
1:H:155:SER:OG	1:H:158:THR:HG23	1.84	0.78
1:I:166:GLU:O	1:I:167:ASN:HB2	1.82	0.78
1:J:155:SER:OG	1:J:158:THR:HG23	1.84	0.78
1:K:107:ILE:HD12	1:K:107:ILE:N	1.97	0.78
1:D:107:ILE:N	1:D:107:ILE:HD12	1.97	0.78
1:B:107:ILE:HD12	1:B:107:ILE:N	1.97	0.78
1:A:166:GLU:O	1:A:167:ASN:HB2	1.82	0.78
1:A:5:TYR:OH	1:B:157:ARG:HD3	1.83	0.78
1:K:166:GLU:O	1:K:167:ASN:HB2	1.82	0.78
1:C:107:ILE:N	1:C:107:ILE:HD12	1.97	0.78
1:K:155:SER:OG	1:K:158:THR:HG23	1.84	0.77
1:C:155:SER:OG	1:C:158:THR:HG23	1.84	0.77
1:E:155:SER:OG	1:E:158:THR:HG23	1.84	0.77
1:L:166:GLU:O	1:L:167:ASN:HB2	1.82	0.77
1:I:155:SER:OG	1:I:158:THR:HG23	1.84	0.77

*Continued on next page...*

*Continued from previous page...*

Atom-1	Atom-2	Interatomic distance (Å)	Clash overlap (Å)
1:B:155:SER:OG	1:B:158:THR:HG23	1.84	0.77
1:F:107:ILE:N	1:F:107:ILE:HD12	1.97	0.77
1:F:155:SER:OG	1:F:158:THR:HG23	1.84	0.77
1:G:155:SER:OG	1:G:158:THR:HG23	1.84	0.77
1:F:166:GLU:O	1:F:167:ASN:HB2	1.82	0.77
1:D:155:SER:OG	1:D:158:THR:HG23	1.84	0.77
1:L:155:SER:OG	1:L:158:THR:HG23	1.84	0.77
1:A:155:SER:OG	1:A:158:THR:HG23	1.84	0.76
1:J:158:THR:O	1:J:160:SER:N	2.20	0.75
1:H:158:THR:O	1:H:160:SER:N	2.20	0.75
1:D:158:THR:O	1:D:160:SER:N	2.20	0.75
1:G:5:TYR:OH	1:H:157:ARG:HD3	1.85	0.75
1:A:158:THR:O	1:A:160:SER:N	2.20	0.75
1:L:107:ILE:N	1:L:107:ILE:HD12	1.97	0.75
1:H:167:ASN:H	1:H:170:VAL:HG23	1.52	0.75
1:G:167:ASN:H	1:G:170:VAL:HG23	1.52	0.75
1:I:167:ASN:H	1:I:170:VAL:HG23	1.52	0.75
1:K:158:THR:O	1:K:160:SER:N	2.20	0.74
1:J:167:ASN:H	1:J:170:VAL:HG23	1.52	0.74
1:A:167:ASN:H	1:A:170:VAL:HG23	1.52	0.74
1:I:158:THR:O	1:I:160:SER:N	2.20	0.74
1:F:158:THR:O	1:F:160:SER:N	2.20	0.74
1:G:158:THR:O	1:G:160:SER:N	2.20	0.74
1:L:167:ASN:H	1:L:170:VAL:HG23	1.52	0.74
1:F:167:ASN:H	1:F:170:VAL:HG23	1.52	0.74
1:E:158:THR:O	1:E:160:SER:N	2.20	0.74
1:L:158:THR:O	1:L:160:SER:N	2.20	0.74
1:C:61:GLN:HE21	1:C:88:ASP:HB2	1.53	0.74
1:B:61:GLN:HE21	1:B:88:ASP:HB2	1.53	0.74
1:D:167:ASN:H	1:D:170:VAL:HG23	1.53	0.74
1:C:158:THR:O	1:C:160:SER:N	2.20	0.74
1:B:158:THR:O	1:B:160:SER:N	2.20	0.74
1:F:61:GLN:HE21	1:F:88:ASP:HB2	1.53	0.74
1:H:61:GLN:HE21	1:H:88:ASP:HB2	1.53	0.73
1:L:61:GLN:HE21	1:L:88:ASP:HB2	1.53	0.73
1:K:167:ASN:H	1:K:170:VAL:HG23	1.52	0.73
1:E:61:GLN:HE21	1:E:88:ASP:HB2	1.53	0.73
1:E:167:ASN:H	1:E:170:VAL:HG23	1.53	0.73
1:E:61:GLN:HE22	1:E:89:ASP:H	1.37	0.73
1:K:61:GLN:HE21	1:K:88:ASP:HB2	1.53	0.73
1:K:61:GLN:HE22	1:K:89:ASP:H	1.37	0.73

*Continued on next page...*



*Continued from previous page...*

Atom-1	Atom-2	Interatomic distance (Å)	Clash overlap (Å)
1:J:61:GLN:HE21	1:J:88:ASP:HB2	1.53	0.73
1:J:61:GLN:HE22	1:J:89:ASP:H	1.37	0.73
1:C:167:ASN:H	1:C:170:VAL:HG23	1.52	0.73
1:A:61:GLN:HE21	1:A:88:ASP:HB2	1.53	0.73
1:B:167:ASN:H	1:B:170:VAL:HG23	1.52	0.73
1:J:263:PRO:HG2	1:K:296:TRP:CH2	2.24	0.73
1:H:61:GLN:HE22	1:H:89:ASP:H	1.37	0.72
1:A:61:GLN:HE22	1:A:89:ASP:H	1.37	0.72
1:D:61:GLN:HE22	1:D:89:ASP:H	1.37	0.72
1:I:61:GLN:HE21	1:I:88:ASP:HB2	1.53	0.72
1:G:61:GLN:HE21	1:G:88:ASP:HB2	1.53	0.71
1:D:61:GLN:HE21	1:D:88:ASP:HB2	1.53	0.71
1:I:61:GLN:HE22	1:I:89:ASP:H	1.37	0.71
1:A:340:GLN:HB2	1:A:342:LYS:HG2	1.73	0.71
1:L:201:ARG:HH11	1:L:201:ARG:HG3	1.56	0.71
1:G:61:GLN:HE22	1:G:89:ASP:H	1.37	0.71
1:G:19:ILE:HD13	1:G:144:ASP:HB3	1.73	0.71
1:D:340:GLN:HB2	1:D:342:LYS:HG2	1.73	0.71
1:F:201:ARG:HH11	1:F:201:ARG:HG3	1.56	0.71
1:I:19:ILE:HD13	1:I:144:ASP:HB3	1.73	0.71
1:H:201:ARG:HH11	1:H:201:ARG:HG3	1.56	0.71
1:F:61:GLN:HE22	1:F:89:ASP:H	1.37	0.71
1:L:61:GLN:HE22	1:L:89:ASP:H	1.37	0.71
1:K:201:ARG:HG3	1:K:201:ARG:HH11	1.56	0.71
1:J:201:ARG:HG3	1:J:201:ARG:HH11	1.56	0.71
1:K:340:GLN:HB2	1:K:342:LYS:HG2	1.73	0.71
1:B:340:GLN:HB2	1:B:342:LYS:HG2	1.73	0.71
1:L:19:ILE:HD13	1:L:144:ASP:HB3	1.73	0.71
1:F:19:ILE:HD13	1:F:144:ASP:HB3	1.73	0.71
1:E:201:ARG:HG3	1:E:201:ARG:HH11	1.56	0.71
1:E:340:GLN:HB2	1:E:342:LYS:HG2	1.73	0.71
1:E:296:TRP:CH2	1:H:263:PRO:HG2	2.26	0.71
1:J:19:ILE:HD13	1:J:144:ASP:HB3	1.73	0.71
1:C:61:GLN:HE22	1:C:89:ASP:H	1.37	0.70
1:H:19:ILE:HD13	1:H:144:ASP:HB3	1.73	0.70
1:L:340:GLN:HB2	1:L:342:LYS:HG2	1.72	0.70
1:F:201:ARG:HH12	1:G:3:HIS:HD2	1.38	0.70
1:F:340:GLN:HB2	1:F:342:LYS:HG2	1.73	0.70
1:H:340:GLN:HB2	1:H:342:LYS:HG2	1.73	0.70
1:J:340:GLN:HB2	1:J:342:LYS:HG2	1.73	0.70
1:A:3:HIS:N	1:B:157:ARG:NH2	2.39	0.70

*Continued on next page...*

*Continued from previous page...*

Atom-1	Atom-2	Interatomic distance (Å)	Clash overlap (Å)
1:B:61:GLN:HE22	1:B:89:ASP:H	1.37	0.70
1:C:340:GLN:HB2	1:C:342:LYS:HG2	1.73	0.70
1:A:19:ILE:HD13	1:A:144:ASP:HB3	1.73	0.70
1:K:19:ILE:HD13	1:K:144:ASP:HB3	1.73	0.70
1:G:340:GLN:HB2	1:G:342:LYS:HG2	1.73	0.70
1:E:19:ILE:HD13	1:E:144:ASP:HB3	1.73	0.70
1:G:201:ARG:HG3	1:G:201:ARG:HH11	1.56	0.70
1:B:201:ARG:HH11	1:B:201:ARG:HG3	1.56	0.70
1:E:234:VAL:CG1	1:E:253:THR:HA	2.22	0.70
1:I:201:ARG:HG3	1:I:201:ARG:HH11	1.56	0.69
1:K:234:VAL:CG1	1:K:253:THR:HA	2.22	0.69
1:B:19:ILE:HD13	1:B:144:ASP:HB3	1.73	0.69
1:I:340:GLN:HB2	1:I:342:LYS:HG2	1.73	0.69
1:C:19:ILE:HD13	1:C:144:ASP:HB3	1.73	0.69
1:I:3:HIS:CD2	1:L:201:ARG:NH1	2.55	0.69
1:B:61:GLN:NE2	1:B:89:ASP:H	1.91	0.69
1:C:201:ARG:HG3	1:C:201:ARG:HH11	1.56	0.69
1:C:61:GLN:NE2	1:C:89:ASP:H	1.91	0.69
1:D:201:ARG:HG3	1:D:201:ARG:HH11	1.56	0.69
1:A:201:ARG:HG3	1:A:201:ARG:HH11	1.56	0.69
1:D:19:ILE:HD13	1:D:144:ASP:HB3	1.73	0.69
1:D:234:VAL:CG1	1:D:253:THR:HA	2.22	0.69
1:B:4:SER:HB3	1:C:204:TYR:CD1	2.27	0.69
1:I:61:GLN:NE2	1:I:89:ASP:H	1.90	0.69
1:H:234:VAL:CG1	1:H:253:THR:HA	2.22	0.69
1:G:61:GLN:NE2	1:G:89:ASP:H	1.91	0.69
1:A:61:GLN:NE2	1:A:89:ASP:H	1.91	0.68
1:A:113:VAL:HG22	1:A:123:THR:HB	1.76	0.68
1:I:234:VAL:CG1	1:I:253:THR:HA	2.22	0.68
1:B:52:THR:HG22	1:B:54:GLU:H	1.59	0.68
1:J:234:VAL:CG1	1:J:253:THR:HA	2.22	0.68
1:G:234:VAL:CG1	1:G:253:THR:HA	2.22	0.68
1:H:111:LYS:HG3	1:H:127:GLY:HA2	1.75	0.68
1:J:111:LYS:HG3	1:J:127:GLY:HA2	1.75	0.68
1:A:234:VAL:CG1	1:A:253:THR:HA	2.22	0.68
1:H:61:GLN:NE2	1:H:89:ASP:H	1.91	0.68
1:D:113:VAL:HG22	1:D:123:THR:HB	1.76	0.68
1:C:52:THR:HG22	1:C:54:GLU:H	1.59	0.68
1:K:61:GLN:NE2	1:K:89:ASP:H	1.90	0.68
1:D:52:THR:HG22	1:D:54:GLU:H	1.59	0.68
1:A:52:THR:HG22	1:A:54:GLU:H	1.59	0.68

*Continued on next page...*

*Continued from previous page...*

Atom-1	Atom-2	Interatomic distance (Å)	Clash overlap (Å)
1:C:113:VAL:HG22	1:C:123:THR:HB	1.75	0.68
1:B:191:ILE:H	1:B:232:ASN:HD22	1.42	0.68
1:C:234:VAL:CG1	1:C:253:THR:HA	2.22	0.68
1:L:234:VAL:CG1	1:L:253:THR:HA	2.22	0.68
1:F:234:VAL:CG1	1:F:253:THR:HA	2.22	0.68
1:J:61:GLN:NE2	1:J:89:ASP:H	1.91	0.68
1:E:191:ILE:H	1:E:232:ASN:ND2	1.92	0.68
1:D:111:LYS:HG3	1:D:127:GLY:HA2	1.75	0.68
1:K:191:ILE:H	1:K:232:ASN:ND2	1.92	0.68
1:F:61:GLN:NE2	1:F:89:ASP:H	1.90	0.68
1:L:61:GLN:NE2	1:L:89:ASP:H	1.91	0.68
1:E:61:GLN:NE2	1:E:89:ASP:H	1.90	0.68
1:F:52:THR:HG22	1:F:54:GLU:H	1.58	0.68
1:D:61:GLN:NE2	1:D:89:ASP:H	1.90	0.67
1:B:111:LYS:HG3	1:B:127:GLY:HA2	1.75	0.67
1:C:191:ILE:H	1:C:232:ASN:HD22	1.41	0.67
1:J:191:ILE:H	1:J:232:ASN:ND2	1.92	0.67
1:B:113:VAL:HG22	1:B:123:THR:HB	1.76	0.67
1:C:111:LYS:HG3	1:C:127:GLY:HA2	1.75	0.67
1:H:191:ILE:H	1:H:232:ASN:ND2	1.92	0.67
1:A:111:LYS:HG3	1:A:127:GLY:HA2	1.75	0.67
1:B:191:ILE:H	1:B:232:ASN:ND2	1.92	0.67
1:L:52:THR:HG22	1:L:54:GLU:H	1.59	0.67
1:F:3:HIS:CD2	1:G:201:ARG:HH12	2.13	0.67
1:A:191:ILE:H	1:A:232:ASN:ND2	1.92	0.67
1:C:191:ILE:H	1:C:232:ASN:ND2	1.92	0.67
1:H:113:VAL:HG22	1:H:123:THR:HB	1.76	0.67
1:I:191:ILE:H	1:I:232:ASN:HD22	1.41	0.67
1:I:113:VAL:HG22	1:I:123:THR:HB	1.76	0.67
1:J:113:VAL:HG22	1:J:123:THR:HB	1.76	0.67
1:L:191:ILE:H	1:L:232:ASN:ND2	1.92	0.67
1:F:191:ILE:H	1:F:232:ASN:ND2	1.92	0.67
1:L:111:LYS:HG3	1:L:127:GLY:HA2	1.75	0.67
1:I:111:LYS:HG3	1:I:127:GLY:HA2	1.75	0.67
1:K:113:VAL:HG22	1:K:123:THR:HB	1.76	0.67
1:G:191:ILE:H	1:G:232:ASN:HD22	1.41	0.67
1:D:330:LYS:O	1:D:334:VAL:HG12	1.95	0.67
1:B:234:VAL:CG1	1:B:253:THR:HA	2.22	0.67
1:A:330:LYS:O	1:A:334:VAL:HG12	1.95	0.67
1:D:191:ILE:H	1:D:232:ASN:ND2	1.92	0.67
1:G:111:LYS:HG3	1:G:127:GLY:HA2	1.75	0.67

*Continued on next page...*

*Continued from previous page...*

Atom-1	Atom-2	Interatomic distance (Å)	Clash overlap (Å)
1:J:52:THR:HG22	1:J:54:GLU:H	1.59	0.67
1:F:111:LYS:HG3	1:F:127:GLY:HA2	1.75	0.67
1:G:52:THR:HG22	1:G:54:GLU:H	1.59	0.67
1:F:113:VAL:HG22	1:F:123:THR:HB	1.76	0.67
1:G:113:VAL:HG22	1:G:123:THR:HB	1.76	0.67
1:D:191:ILE:H	1:D:232:ASN:HD22	1.41	0.67
1:E:330:LYS:O	1:E:334:VAL:HG12	1.95	0.66
1:I:52:THR:HG22	1:I:54:GLU:H	1.59	0.66
1:I:156:GLU:HG2	1:K:156:GLU:OE2	1.93	0.66
1:G:191:ILE:H	1:G:232:ASN:ND2	1.92	0.66
1:J:204:TYR:CD1	1:K:4:SER:HB3	2.29	0.66
1:L:113:VAL:HG22	1:L:123:THR:HB	1.76	0.66
1:H:52:THR:HG22	1:H:54:GLU:H	1.59	0.66
1:E:113:VAL:HG22	1:E:123:THR:HB	1.75	0.66
1:A:191:ILE:H	1:A:232:ASN:HD22	1.42	0.66
1:I:191:ILE:H	1:I:232:ASN:ND2	1.92	0.66
1:F:330:LYS:O	1:F:334:VAL:HG12	1.95	0.66
1:K:330:LYS:O	1:K:334:VAL:HG12	1.95	0.66
1:L:330:LYS:O	1:L:334:VAL:HG12	1.95	0.66
1:E:191:ILE:H	1:E:232:ASN:HD22	1.42	0.66
1:H:191:ILE:H	1:H:232:ASN:HD22	1.42	0.66
1:E:204:TYR:CG	1:H:4:SER:HB3	2.31	0.66
1:E:111:LYS:HG3	1:E:127:GLY:HA2	1.75	0.66
1:K:111:LYS:HG3	1:K:127:GLY:HA2	1.75	0.66
1:C:158:THR:OG1	1:C:159:PRO:HD3	1.96	0.66
1:K:191:ILE:H	1:K:232:ASN:HD22	1.42	0.66
1:B:330:LYS:O	1:B:334:VAL:HG12	1.95	0.66
1:G:158:THR:OG1	1:G:159:PRO:HD3	1.96	0.66
1:F:191:ILE:H	1:F:232:ASN:HD22	1.42	0.66
1:G:129:ASP:OD1	1:H:126:GLN:HB2	1.96	0.66
1:G:330:LYS:O	1:G:334:VAL:HG12	1.95	0.66
1:A:317:GLN:HG2	1:H:291:PRO:HA	1.78	0.66
1:B:158:THR:OG1	1:B:159:PRO:HD3	1.96	0.66
1:I:158:THR:OG1	1:I:159:PRO:HD3	1.96	0.66
1:J:191:ILE:H	1:J:232:ASN:HD22	1.42	0.66
1:K:52:THR:HG22	1:K:54:GLU:H	1.59	0.66
1:I:330:LYS:O	1:I:334:VAL:HG12	1.95	0.66
1:L:191:ILE:H	1:L:232:ASN:HD22	1.42	0.65
1:E:52:THR:HG22	1:E:54:GLU:H	1.59	0.65
1:H:158:THR:OG1	1:H:159:PRO:HD3	1.96	0.65
1:A:158:THR:OG1	1:A:159:PRO:HD3	1.96	0.65

*Continued on next page...*

*Continued from previous page...*

Atom-1	Atom-2	Interatomic distance (Å)	Clash overlap (Å)
1:F:158:THR:OG1	1:F:159:PRO:HD3	1.96	0.65
1:J:330:LYS:O	1:J:334:VAL:HG12	1.95	0.65
1:J:158:THR:OG1	1:J:159:PRO:HD3	1.96	0.65
1:C:330:LYS:O	1:C:334:VAL:HG12	1.95	0.65
1:E:158:THR:OG1	1:E:159:PRO:HD3	1.96	0.65
1:L:158:THR:OG1	1:L:159:PRO:HD3	1.96	0.65
1:H:330:LYS:O	1:H:334:VAL:HG12	1.95	0.65
1:K:158:THR:OG1	1:K:159:PRO:HD3	1.96	0.65
1:J:3:HIS:CD2	1:K:201:ARG:HH12	2.14	0.65
1:A:315:ARG:HD3	1:H:291:PRO:CD	2.26	0.64
1:F:98:ILE:HG23	1:F:103:ILE:HB	1.80	0.64
1:L:98:ILE:HG23	1:L:103:ILE:HB	1.80	0.64
1:K:98:ILE:HG23	1:K:103:ILE:HB	1.79	0.64
1:D:158:THR:OG1	1:D:159:PRO:HD3	1.96	0.64
1:E:98:ILE:HG23	1:E:103:ILE:HB	1.80	0.64
1:I:156:GLU:CD	1:K:156:GLU:CD	2.55	0.64
1:B:98:ILE:HG23	1:B:103:ILE:HB	1.80	0.64
1:E:263:PRO:CG	1:H:295:PRO:HG2	2.28	0.64
1:G:98:ILE:HG23	1:G:103:ILE:HB	1.80	0.64
1:A:263:PRO:HG2	1:D:296:TRP:CH2	2.32	0.64
1:C:129:ASP:HB2	1:D:129:ASP:OD2	1.98	0.64
1:I:98:ILE:HG23	1:I:103:ILE:HB	1.80	0.64
1:E:29:GLY:HA3	1:E:300:PHE:CZ	2.33	0.64
1:K:29:GLY:HA3	1:K:300:PHE:CZ	2.33	0.64
1:C:98:ILE:HG23	1:C:103:ILE:HB	1.79	0.64
1:E:147:LYS:HE3	1:E:188:GLU:OE1	1.98	0.64
1:K:147:LYS:HE3	1:K:188:GLU:OE1	1.98	0.63
1:J:98:ILE:HG23	1:J:103:ILE:HB	1.80	0.63
1:J:4:SER:HB3	1:K:204:TYR:CG	2.34	0.63
1:F:147:LYS:HE3	1:F:188:GLU:OE1	1.98	0.63
1:D:98:ILE:HG23	1:D:103:ILE:HB	1.79	0.63
1:A:98:ILE:HG23	1:A:103:ILE:HB	1.80	0.63
1:L:147:LYS:HE3	1:L:188:GLU:OE1	1.98	0.63
1:A:29:GLY:HA3	1:A:300:PHE:CZ	2.33	0.63
1:H:98:ILE:HG23	1:H:103:ILE:HB	1.80	0.63
1:F:29:GLY:HA3	1:F:300:PHE:CZ	2.33	0.63
1:I:29:GLY:HA3	1:I:300:PHE:CZ	2.33	0.63
1:D:29:GLY:HA3	1:D:300:PHE:CZ	2.33	0.63
1:L:29:GLY:HA3	1:L:300:PHE:CZ	2.33	0.63
1:G:29:GLY:HA3	1:G:300:PHE:CZ	2.33	0.63
1:I:156:GLU:OE2	1:K:156:GLU:HG2	1.96	0.63

*Continued on next page...*

*Continued from previous page...*

Atom-1	Atom-2	Interatomic distance (Å)	Clash overlap (Å)
1:G:294:ARG:HG2	1:G:298:LEU:HD11	1.81	0.63
1:I:294:ARG:HG2	1:I:298:LEU:HD11	1.81	0.63
1:B:204:TYR:CD1	1:C:4:SER:HB3	2.34	0.62
1:B:29:GLY:HA3	1:B:300:PHE:CZ	2.33	0.62
1:A:147:LYS:HE3	1:A:188:GLU:OE1	1.98	0.62
1:H:29:GLY:HA3	1:H:300:PHE:CZ	2.33	0.62
1:H:147:LYS:HE3	1:H:188:GLU:OE1	1.98	0.62
1:B:147:LYS:HE3	1:B:188:GLU:OE1	1.98	0.62
1:J:201:ARG:HH12	1:K:3:HIS:CD2	2.17	0.62
1:A:263:PRO:HB2	1:D:258:ARG:HB2	1.82	0.62
1:C:29:GLY:HA3	1:C:300:PHE:CZ	2.33	0.62
1:C:147:LYS:HE3	1:C:188:GLU:OE1	1.98	0.62
1:G:147:LYS:HE3	1:G:188:GLU:OE1	1.98	0.62
1:D:147:LYS:HE3	1:D:188:GLU:OE1	1.98	0.62
1:E:294:ARG:HG2	1:E:298:LEU:HD11	1.81	0.62
1:K:59:TYR:OH	1:K:307:GLN:HB2	2.00	0.62
1:I:147:LYS:HE3	1:I:188:GLU:OE1	1.98	0.62
1:I:3:HIS:NE2	1:L:201:ARG:NH2	2.48	0.62
1:J:29:GLY:HA3	1:J:300:PHE:CZ	2.33	0.62
1:B:59:TYR:OH	1:B:307:GLN:HB2	2.00	0.62
1:E:59:TYR:OH	1:E:307:GLN:HB2	2.00	0.62
1:J:147:LYS:HE3	1:J:188:GLU:OE1	1.98	0.62
1:K:294:ARG:HG2	1:K:298:LEU:HD11	1.81	0.62
1:F:294:ARG:HG2	1:F:298:LEU:HD11	1.81	0.62
1:I:201:ARG:HH12	1:L:3:HIS:HD2	1.45	0.62
1:I:52:THR:HG22	1:I:53:GLU:N	2.15	0.62
1:L:294:ARG:HG2	1:L:298:LEU:HD11	1.81	0.62
1:I:129:ASP:HB2	1:J:129:ASP:OD2	2.00	0.62
1:B:52:THR:HG22	1:B:53:GLU:N	2.15	0.62
1:C:52:THR:HG22	1:C:53:GLU:N	2.15	0.62
1:G:52:THR:HG22	1:G:53:GLU:N	2.15	0.62
1:C:59:TYR:OH	1:C:307:GLN:HB2	2.00	0.62
1:I:156:GLU:CG	1:K:156:GLU:CD	2.68	0.61
1:A:59:TYR:OH	1:A:307:GLN:HB2	2.00	0.61
1:C:294:ARG:HG2	1:C:298:LEU:HD11	1.81	0.61
1:K:52:THR:HG22	1:K:53:GLU:N	2.15	0.61
1:J:59:TYR:OH	1:J:307:GLN:HB2	2.00	0.61
1:D:52:THR:HG22	1:D:53:GLU:N	2.15	0.61
1:G:59:TYR:OH	1:G:307:GLN:HB2	2.00	0.61
1:H:59:TYR:OH	1:H:307:GLN:HB2	2.00	0.61
1:F:52:THR:HG22	1:F:53:GLU:N	2.15	0.61

*Continued on next page...*

*Continued from previous page...*

Atom-1	Atom-2	Interatomic distance (Å)	Clash overlap (Å)
1:L:52:THR:HG22	1:L:53:GLU:N	2.15	0.61
1:J:294:ARG:HG2	1:J:298:LEU:HD11	1.81	0.61
1:I:59:TYR:OH	1:I:307:GLN:HB2	2.00	0.61
1:D:59:TYR:OH	1:D:307:GLN:HB2	2.00	0.61
1:A:52:THR:HG22	1:A:53:GLU:N	2.15	0.61
1:E:52:THR:HG22	1:E:53:GLU:N	2.15	0.61
1:B:294:ARG:HG2	1:B:298:LEU:HD11	1.81	0.61
1:F:59:TYR:OH	1:F:307:GLN:HB2	2.00	0.61
1:A:294:ARG:HG2	1:A:298:LEU:HD11	1.81	0.61
1:J:3:HIS:HD2	1:K:201:ARG:HH12	1.49	0.61
1:L:59:TYR:OH	1:L:307:GLN:HB2	2.00	0.61
1:I:156:GLU:CD	1:K:156:GLU:CG	2.69	0.60
1:H:294:ARG:HG2	1:H:298:LEU:HD11	1.81	0.60
1:D:294:ARG:HG2	1:D:298:LEU:HD11	1.81	0.60
1:J:52:THR:HG22	1:J:53:GLU:N	2.15	0.60
1:H:52:THR:HG22	1:H:53:GLU:N	2.15	0.60
1:B:25:ALA:O	1:B:28:LYS:HB2	2.02	0.60
1:H:25:ALA:O	1:H:28:LYS:HB2	2.02	0.60
1:C:25:ALA:O	1:C:28:LYS:HB2	2.02	0.60
1:H:29:GLY:HA3	1:H:300:PHE:CE2	2.37	0.60
1:J:25:ALA:O	1:J:28:LYS:HB2	2.02	0.60
1:J:29:GLY:HA3	1:J:300:PHE:CE2	2.37	0.60
1:E:280:ALA:HB1	1:E:302:TYR:CE1	2.37	0.59
1:C:29:GLY:HA3	1:C:300:PHE:CE2	2.37	0.59
1:K:280:ALA:HB1	1:K:302:TYR:CE1	2.37	0.59
1:K:25:ALA:O	1:K:28:LYS:HB2	2.02	0.59
1:A:29:GLY:HA3	1:A:300:PHE:CE2	2.37	0.59
1:E:25:ALA:O	1:E:28:LYS:HB2	2.02	0.59
1:B:201:ARG:HG3	1:B:201:ARG:NH1	2.17	0.59
1:F:29:GLY:HA3	1:F:300:PHE:CE2	2.37	0.59
1:J:201:ARG:NH1	1:J:201:ARG:HG3	2.17	0.59
1:E:29:GLY:HA3	1:E:300:PHE:CE2	2.37	0.59
1:F:25:ALA:O	1:F:28:LYS:HB2	2.02	0.59
1:D:280:ALA:HB1	1:D:302:TYR:CE1	2.37	0.59
1:D:29:GLY:HA3	1:D:300:PHE:CE2	2.37	0.59
1:G:29:GLY:HA3	1:G:300:PHE:CE2	2.37	0.59
1:B:29:GLY:HA3	1:B:300:PHE:CE2	2.37	0.59
1:C:280:ALA:HB1	1:C:302:TYR:CE1	2.37	0.59
1:F:280:ALA:HB1	1:F:302:TYR:CE1	2.37	0.59
1:I:25:ALA:O	1:I:28:LYS:HB2	2.02	0.59
1:I:29:GLY:HA3	1:I:300:PHE:CE2	2.37	0.59

*Continued on next page...*

*Continued from previous page...*

Atom-1	Atom-2	Interatomic distance (Å)	Clash overlap (Å)
1:L:29:GLY:HA3	1:L:300:PHE:CE2	2.37	0.59
1:G:280:ALA:HB1	1:G:302:TYR:CE1	2.37	0.59
1:J:280:ALA:HB1	1:J:302:TYR:CE1	2.37	0.59
1:A:250:ALA:HB1	1:A:287:ILE:HA	1.85	0.59
1:H:201:ARG:NH1	1:H:201:ARG:HG3	2.17	0.59
1:K:29:GLY:HA3	1:K:300:PHE:CE2	2.37	0.59
1:D:25:ALA:O	1:D:28:LYS:HB2	2.02	0.59
1:L:280:ALA:HB1	1:L:302:TYR:CE1	2.37	0.59
1:G:25:ALA:O	1:G:28:LYS:HB2	2.02	0.59
1:D:201:ARG:NH1	1:D:201:ARG:HG3	2.17	0.59
1:A:280:ALA:HB1	1:A:302:TYR:CE1	2.37	0.59
1:H:250:ALA:HB1	1:H:287:ILE:HA	1.85	0.59
1:D:250:ALA:HB1	1:D:287:ILE:HA	1.85	0.59
1:J:250:ALA:HB1	1:J:287:ILE:HA	1.85	0.59
1:I:280:ALA:HB1	1:I:302:TYR:CE1	2.37	0.58
1:L:25:ALA:O	1:L:28:LYS:HB2	2.02	0.58
1:B:280:ALA:HB1	1:B:302:TYR:CE1	2.37	0.58
1:I:250:ALA:HB1	1:I:287:ILE:HA	1.85	0.58
1:C:201:ARG:NH1	1:C:201:ARG:HG3	2.17	0.58
1:H:280:ALA:HB1	1:H:302:TYR:CE1	2.37	0.58
1:A:3:HIS:CD2	1:D:201:ARG:HH12	2.21	0.58
1:E:201:ARG:HG3	1:E:201:ARG:NH1	2.17	0.58
1:G:250:ALA:HB1	1:G:287:ILE:HA	1.85	0.58
1:A:25:ALA:O	1:A:28:LYS:HB2	2.02	0.58
1:F:238:HIS:CB	1:J:243:LYS:HZ1	2.02	0.58
1:F:238:HIS:CB	1:J:243:LYS:HE2	2.03	0.58
1:L:201:ARG:HG3	1:L:201:ARG:NH1	2.17	0.58
1:K:201:ARG:NH1	1:K:201:ARG:HG3	2.17	0.58
1:A:129:ASP:OD1	1:B:126:GLN:HB2	2.03	0.58
1:B:296:TRP:CH2	1:C:263:PRO:HG2	2.37	0.58
1:G:126:GLN:HB2	1:H:129:ASP:OD1	2.03	0.58
1:F:201:ARG:HG3	1:F:201:ARG:NH1	2.17	0.58
1:G:303:GLY:O	1:G:307:GLN:HG2	2.03	0.58
1:H:303:GLY:O	1:H:307:GLN:HG2	2.03	0.58
1:I:303:GLY:O	1:I:307:GLN:HG2	2.03	0.58
1:F:250:ALA:HB1	1:F:287:ILE:HA	1.85	0.58
1:E:263:PRO:HG3	1:H:295:PRO:HG2	1.86	0.57
1:K:303:GLY:O	1:K:307:GLN:HG2	2.03	0.57
1:B:250:ALA:HB1	1:B:287:ILE:HA	1.85	0.57
1:L:250:ALA:HB1	1:L:287:ILE:HA	1.85	0.57
1:J:261:VAL:O	1:J:296:TRP:CZ3	2.58	0.57

*Continued on next page...*



*Continued from previous page...*

Atom-1	Atom-2	Interatomic distance (Å)	Clash overlap (Å)
1:C:250:ALA:HB1	1:C:287:ILE:HA	1.85	0.57
1:H:261:VAL:O	1:H:296:TRP:CZ3	2.58	0.57
1:E:303:GLY:O	1:E:307:GLN:HG2	2.03	0.57
1:F:261:VAL:O	1:F:296:TRP:CZ3	2.58	0.57
1:L:261:VAL:O	1:L:296:TRP:CZ3	2.58	0.57
1:A:261:VAL:O	1:A:296:TRP:CZ3	2.58	0.57
1:C:303:GLY:O	1:C:307:GLN:HG2	2.03	0.57
1:J:303:GLY:O	1:J:307:GLN:HG2	2.03	0.57
1:J:296:TRP:CH2	1:K:263:PRO:HG2	2.39	0.57
1:E:261:VAL:O	1:E:296:TRP:CZ3	2.58	0.57
1:F:303:GLY:O	1:F:307:GLN:HG2	2.03	0.57
1:L:303:GLY:O	1:L:307:GLN:HG2	2.03	0.57
1:K:250:ALA:HB1	1:K:287:ILE:HA	1.85	0.57
1:F:46:GLN:HE22	1:F:304:ARG:NH2	2.03	0.57
1:F:204:TYR:CG	1:G:4:SER:HB3	2.39	0.57
1:L:46:GLN:HE22	1:L:304:ARG:NH2	2.03	0.57
1:A:303:GLY:O	1:A:307:GLN:HG2	2.03	0.57
1:B:261:VAL:O	1:B:296:TRP:CZ3	2.58	0.57
1:D:303:GLY:O	1:D:307:GLN:HG2	2.03	0.57
1:G:149:ARG:NH1	1:G:190:GLU:OE1	2.38	0.57
1:E:250:ALA:HB1	1:E:287:ILE:HA	1.85	0.57
1:F:155:SER:N	1:F:158:THR:OG1	2.38	0.57
1:D:261:VAL:O	1:D:296:TRP:CZ3	2.58	0.57
1:B:303:GLY:O	1:B:307:GLN:HG2	2.03	0.57
1:C:261:VAL:O	1:C:296:TRP:CZ3	2.58	0.57
1:I:261:VAL:O	1:I:296:TRP:CZ3	2.58	0.57
1:I:149:ARG:NH1	1:I:190:GLU:OE1	2.38	0.57
1:L:155:SER:N	1:L:158:THR:OG1	2.38	0.57
1:K:261:VAL:O	1:K:296:TRP:CZ3	2.58	0.57
1:G:261:VAL:O	1:G:296:TRP:CZ3	2.58	0.57
1:A:46:GLN:HE22	1:A:304:ARG:NH2	2.03	0.57
1:K:155:SER:N	1:K:158:THR:OG1	2.38	0.56
1:D:149:ARG:NH1	1:D:190:GLU:OE1	2.38	0.56
1:C:149:ARG:NH1	1:C:190:GLU:OE1	2.38	0.56
1:K:56:ARG:O	1:K:60:ARG:HG2	2.05	0.56
1:E:56:ARG:O	1:E:60:ARG:HG2	2.05	0.56
1:A:149:ARG:NH1	1:A:190:GLU:OE1	2.38	0.56
1:E:155:SER:N	1:E:158:THR:OG1	2.38	0.56
1:C:46:GLN:HE22	1:C:304:ARG:NH2	2.03	0.56
1:K:46:GLN:HE22	1:K:304:ARG:NH2	2.03	0.56
1:J:155:SER:N	1:J:158:THR:OG1	2.38	0.56

*Continued on next page...*

*Continued from previous page...*

Atom-1	Atom-2	Interatomic distance (Å)	Clash overlap (Å)
1:H:155:SER:N	1:H:158:THR:OG1	2.38	0.56
1:G:201:ARG:HG3	1:G:201:ARG:NH1	2.17	0.56
1:B:46:GLN:HE22	1:B:304:ARG:NH2	2.03	0.56
1:D:46:GLN:HE22	1:D:304:ARG:NH2	2.03	0.56
1:H:46:GLN:HE22	1:H:304:ARG:NH2	2.03	0.56
1:E:46:GLN:HE22	1:E:304:ARG:NH2	2.03	0.56
1:E:156:GLU:CG	1:G:156:GLU:OE2	2.53	0.56
1:B:149:ARG:NH1	1:B:190:GLU:OE1	2.38	0.56
1:D:155:SER:N	1:D:158:THR:OG1	2.38	0.56
1:A:155:SER:N	1:A:158:THR:OG1	2.38	0.56
1:L:149:ARG:NH1	1:L:190:GLU:OE1	2.38	0.56
1:A:56:ARG:O	1:A:60:ARG:HG2	2.05	0.56
1:C:56:ARG:O	1:C:60:ARG:HG2	2.05	0.56
1:B:56:ARG:O	1:B:60:ARG:HG2	2.05	0.56
1:I:201:ARG:HG3	1:I:201:ARG:NH1	2.17	0.56
1:A:201:ARG:HG3	1:A:201:ARG:NH1	2.17	0.56
1:G:56:ARG:O	1:G:60:ARG:HG2	2.05	0.56
1:I:155:SER:N	1:I:158:THR:OG1	2.38	0.56
1:G:155:SER:N	1:G:158:THR:OG1	2.38	0.56
1:F:69:ARG:HB2	1:F:72:LYS:NZ	2.21	0.56
1:D:69:ARG:HB2	1:D:72:LYS:NZ	2.21	0.56
1:F:149:ARG:NH1	1:F:190:GLU:OE1	2.38	0.56
1:I:56:ARG:O	1:I:60:ARG:HG2	2.05	0.56
1:C:155:SER:N	1:C:158:THR:OG1	2.38	0.56
1:L:69:ARG:HB2	1:L:72:LYS:NZ	2.21	0.56
1:J:46:GLN:HE22	1:J:304:ARG:NH2	2.03	0.56
1:D:234:VAL:HG13	1:D:253:THR:CA	2.33	0.56
1:K:69:ARG:HB2	1:K:72:LYS:NZ	2.21	0.56
1:B:25:ALA:HB3	1:B:28:LYS:HD2	1.88	0.56
1:G:46:GLN:HE22	1:G:304:ARG:NH2	2.03	0.56
1:B:155:SER:N	1:B:158:THR:OG1	2.38	0.56
1:J:69:ARG:HB2	1:J:72:LYS:NZ	2.21	0.56
1:E:69:ARG:HB2	1:E:72:LYS:NZ	2.21	0.56
1:G:69:ARG:HB2	1:G:72:LYS:NZ	2.21	0.56
1:A:69:ARG:HB2	1:A:72:LYS:NZ	2.21	0.56
1:I:46:GLN:HE22	1:I:304:ARG:NH2	2.03	0.56
1:J:149:ARG:NH1	1:J:190:GLU:OE1	2.38	0.56
1:I:69:ARG:HB2	1:I:72:LYS:NZ	2.21	0.55
1:L:25:ALA:HB3	1:L:28:LYS:HD2	1.88	0.55
1:C:25:ALA:HB3	1:C:28:LYS:HD2	1.88	0.55
1:J:25:ALA:HB3	1:J:28:LYS:HD2	1.88	0.55

*Continued on next page...*

*Continued from previous page...*

Atom-1	Atom-2	Interatomic distance (Å)	Clash overlap (Å)
1:K:149:ARG:NH1	1:K:190:GLU:OE1	2.38	0.55
1:A:248:GLU:OE1	1:I:96:ARG:NH2	2.38	0.55
1:H:56:ARG:O	1:H:60:ARG:HG2	2.05	0.55
1:C:234:VAL:HG13	1:C:253:THR:CA	2.33	0.55
1:E:156:GLU:OE2	1:G:156:GLU:CG	2.53	0.55
1:L:289:ARG:HD2	1:L:341:GLY:O	2.07	0.55
1:E:149:ARG:NH1	1:E:190:GLU:OE1	2.38	0.55
1:L:56:ARG:O	1:L:60:ARG:HG2	2.05	0.55
1:B:234:VAL:HG13	1:B:253:THR:CA	2.33	0.55
1:B:72:LYS:HE2	1:B:333:GLU:HG2	1.89	0.55
1:F:25:ALA:HB3	1:F:28:LYS:HD2	1.88	0.55
1:H:25:ALA:HB3	1:H:28:LYS:HD2	1.88	0.55
1:F:289:ARG:HD2	1:F:341:GLY:O	2.07	0.55
1:F:72:LYS:HE2	1:F:333:GLU:HG2	1.88	0.55
1:C:72:LYS:HE2	1:C:333:GLU:HG2	1.89	0.55
1:E:3:HIS:CD2	1:H:201:ARG:HH12	2.24	0.55
1:D:289:ARG:HD2	1:D:341:GLY:O	2.07	0.55
1:J:56:ARG:O	1:J:60:ARG:HG2	2.05	0.55
1:H:69:ARG:HB2	1:H:72:LYS:NZ	2.21	0.55
1:J:72:LYS:HE2	1:J:333:GLU:HG2	1.89	0.55
1:B:69:ARG:HB2	1:B:72:LYS:NZ	2.21	0.55
1:E:4:SER:HB3	1:H:204:TYR:CE1	2.42	0.55
1:B:263:PRO:HG2	1:C:296:TRP:CH2	2.41	0.55
1:F:56:ARG:O	1:F:60:ARG:HG2	2.05	0.55
1:G:289:ARG:HD2	1:G:341:GLY:O	2.07	0.55
1:H:72:LYS:HE2	1:H:333:GLU:HG2	1.89	0.55
1:I:289:ARG:HD2	1:I:341:GLY:O	2.07	0.55
1:H:149:ARG:NH1	1:H:190:GLU:OE1	2.38	0.55
1:J:234:VAL:HG13	1:J:253:THR:CA	2.33	0.55
1:L:72:LYS:HE2	1:L:333:GLU:HG2	1.89	0.55
1:D:56:ARG:O	1:D:60:ARG:HG2	2.05	0.55
1:H:299:THR:OG1	1:H:300:PHE:N	2.39	0.55
1:F:15:GLU:O	1:F:19:ILE:HG13	2.07	0.55
1:E:299:THR:OG1	1:E:300:PHE:N	2.39	0.55
1:D:25:ALA:HB3	1:D:28:LYS:HD2	1.88	0.55
1:I:296:TRP:CH2	1:L:263:PRO:HG2	2.42	0.55
1:A:289:ARG:HD2	1:A:341:GLY:O	2.07	0.55
1:I:201:ARG:NH2	1:L:3:HIS:NE2	2.54	0.55
1:C:69:ARG:HB2	1:C:72:LYS:NZ	2.21	0.55
1:D:72:LYS:HE2	1:D:333:GLU:HG2	1.89	0.55
1:I:15:GLU:O	1:I:19:ILE:HG13	2.07	0.55

*Continued on next page...*

*Continued from previous page...*

Atom-1	Atom-2	Interatomic distance (Å)	Clash overlap (Å)
1:L:15:GLU:O	1:L:19:ILE:HG13	2.07	0.55
1:L:34:ASP:HB3	1:L:78:ILE:HG22	1.89	0.55
1:F:34:ASP:HB3	1:F:78:ILE:HG22	1.89	0.55
1:H:289:ARG:HD2	1:H:341:GLY:O	2.07	0.55
1:H:234:VAL:HG13	1:H:253:THR:CA	2.33	0.54
1:G:15:GLU:O	1:G:19:ILE:HG13	2.07	0.54
1:G:25:ALA:HB3	1:G:28:LYS:HD2	1.88	0.54
1:C:34:ASP:HB3	1:C:78:ILE:HG22	1.89	0.54
1:B:289:ARG:HD2	1:B:341:GLY:O	2.07	0.54
1:J:299:THR:OG1	1:J:300:PHE:N	2.39	0.54
1:B:34:ASP:HB3	1:B:78:ILE:HG22	1.89	0.54
1:C:289:ARG:HD2	1:C:341:GLY:O	2.07	0.54
1:F:238:HIS:ND1	1:J:243:LYS:NZ	2.54	0.54
1:A:72:LYS:HE2	1:A:333:GLU:HG2	1.89	0.54
1:K:299:THR:OG1	1:K:300:PHE:N	2.39	0.54
1:H:15:GLU:O	1:H:19:ILE:HG13	2.07	0.54
1:E:15:GLU:O	1:E:19:ILE:HG13	2.07	0.54
1:A:25:ALA:HB3	1:A:28:LYS:HD2	1.88	0.54
1:I:25:ALA:HB3	1:I:28:LYS:HD2	1.88	0.54
1:J:289:ARG:HD2	1:J:341:GLY:O	2.07	0.54
1:I:218:SER:O	1:L:208:LYS:NZ	2.40	0.54
1:G:72:LYS:HE2	1:G:333:GLU:HG2	1.89	0.54
1:I:72:LYS:HE2	1:I:333:GLU:HG2	1.88	0.54
1:K:72:LYS:HE2	1:K:333:GLU:HG2	1.88	0.54
1:E:72:LYS:HE2	1:E:333:GLU:HG2	1.89	0.54
1:J:15:GLU:O	1:J:19:ILE:HG13	2.07	0.54
1:D:15:GLU:O	1:D:19:ILE:HG13	2.07	0.54
1:F:299:THR:OG1	1:F:300:PHE:N	2.39	0.54
1:F:296:TRP:CH2	1:G:263:PRO:HG2	2.42	0.54
1:K:9:SER:OG	1:K:12:GLN:HG3	2.08	0.54
1:A:234:VAL:HG13	1:A:253:THR:CA	2.33	0.54
1:L:299:THR:OG1	1:L:300:PHE:N	2.39	0.54
1:E:34:ASP:HB3	1:E:78:ILE:HG22	1.89	0.54
1:A:9:SER:OG	1:A:12:GLN:HG3	2.08	0.54
1:H:34:ASP:HB3	1:H:78:ILE:HG22	1.89	0.54
1:D:9:SER:OG	1:D:12:GLN:HG3	2.08	0.54
1:K:15:GLU:O	1:K:19:ILE:HG13	2.07	0.54
1:C:299:THR:OG1	1:C:300:PHE:N	2.39	0.54
1:E:9:SER:OG	1:E:12:GLN:HG3	2.08	0.54
1:J:34:ASP:HB3	1:J:78:ILE:HG22	1.90	0.54
1:C:15:GLU:O	1:C:19:ILE:HG13	2.07	0.54

*Continued on next page...*

*Continued from previous page...*

Atom-1	Atom-2	Interatomic distance (Å)	Clash overlap (Å)
1:K:25:ALA:HB3	1:K:28:LYS:HD2	1.88	0.54
1:K:34:ASP:HB3	1:K:78:ILE:HG22	1.90	0.54
1:A:299:THR:OG1	1:A:300:PHE:N	2.39	0.54
1:F:9:SER:OG	1:F:12:GLN:HG3	2.08	0.54
1:J:9:SER:OG	1:J:12:GLN:HG3	2.08	0.53
1:A:15:GLU:O	1:A:19:ILE:HG13	2.07	0.53
1:B:15:GLU:O	1:B:19:ILE:HG13	2.07	0.53
1:E:204:TYR:CD2	1:H:4:SER:HB3	2.43	0.53
1:E:25:ALA:HB3	1:E:28:LYS:HD2	1.88	0.53
1:B:61:GLN:HE21	1:B:88:ASP:CB	2.22	0.53
1:L:9:SER:OG	1:L:12:GLN:HG3	2.08	0.53
1:I:34:ASP:HB3	1:I:78:ILE:HG22	1.89	0.53
1:H:9:SER:OG	1:H:12:GLN:HG3	2.08	0.53
1:E:289:ARG:HD2	1:E:341:GLY:O	2.07	0.53
1:C:61:GLN:HE21	1:C:88:ASP:CB	2.22	0.53
1:J:295:PRO:HG2	1:K:263:PRO:CG	2.39	0.53
1:K:289:ARG:HD2	1:K:341:GLY:O	2.07	0.53
1:G:9:SER:OG	1:G:12:GLN:HG3	2.08	0.53
1:B:9:SER:OG	1:B:12:GLN:HG3	2.08	0.53
1:G:34:ASP:HB3	1:G:78:ILE:HG22	1.90	0.53
1:A:315:ARG:HG2	1:H:291:PRO:HB3	1.90	0.53
1:B:299:THR:OG1	1:B:300:PHE:N	2.39	0.53
1:A:296:TRP:CH2	1:D:263:PRO:HG2	2.44	0.53
1:C:9:SER:OG	1:C:12:GLN:HG3	2.08	0.53
1:H:3:HIS:CD2	1:H:3:HIS:N	2.77	0.53
1:D:34:ASP:HB3	1:D:78:ILE:HG22	1.89	0.53
1:I:9:SER:OG	1:I:12:GLN:HG3	2.08	0.53
1:I:3:HIS:CD2	1:I:3:HIS:N	2.77	0.53
1:G:3:HIS:CD2	1:G:3:HIS:N	2.77	0.53
1:J:3:HIS:N	1:J:3:HIS:CD2	2.77	0.53
1:A:34:ASP:HB3	1:A:78:ILE:HG22	1.89	0.53
1:B:3:HIS:N	1:B:3:HIS:CD2	2.77	0.53
1:J:331:ARG:HA	1:J:334:VAL:CG1	2.39	0.53
1:G:331:ARG:HA	1:G:334:VAL:CG1	2.39	0.53
1:H:331:ARG:HA	1:H:334:VAL:CG1	2.39	0.53
1:D:299:THR:OG1	1:D:300:PHE:N	2.39	0.53
1:C:3:HIS:CD2	1:C:3:HIS:N	2.77	0.53
1:I:167:ASN:N	1:I:170:VAL:HG23	2.23	0.52
1:E:331:ARG:HA	1:E:334:VAL:CG1	2.39	0.52
1:K:331:ARG:HA	1:K:334:VAL:CG1	2.39	0.52
1:B:331:ARG:HA	1:B:334:VAL:CG1	2.39	0.52

*Continued on next page...*

*Continued from previous page...*

Atom-1	Atom-2	Interatomic distance (Å)	Clash overlap (Å)
1:I:331:ARG:HA	1:I:334:VAL:CG1	2.39	0.52
1:G:167:ASN:N	1:G:170:VAL:HG23	2.23	0.52
1:A:126:GLN:HB2	1:B:129:ASP:OD1	2.08	0.52
1:F:263:PRO:HG2	1:G:296:TRP:CH2	2.44	0.52
1:E:3:HIS:CD2	1:E:3:HIS:N	2.77	0.52
1:I:263:PRO:HB2	1:L:258:ARG:HB2	1.92	0.52
1:C:331:ARG:HA	1:C:334:VAL:CG1	2.39	0.52
1:D:261:VAL:HB	1:D:296:TRP:CH2	2.45	0.52
1:A:261:VAL:HB	1:A:296:TRP:CH2	2.45	0.52
1:I:258:ARG:HB2	1:L:263:PRO:HB2	1.92	0.52
1:D:3:HIS:N	1:D:3:HIS:CD2	2.77	0.52
1:D:167:ASN:N	1:D:170:VAL:HG23	2.23	0.52
1:K:3:HIS:CD2	1:K:3:HIS:N	2.77	0.52
1:L:331:ARG:HA	1:L:334:VAL:CG1	2.39	0.52
1:G:299:THR:OG1	1:G:300:PHE:N	2.39	0.52
1:L:261:VAL:HB	1:L:296:TRP:CH2	2.45	0.52
1:L:245:THR:HG22	1:L:247:GLU:OE1	2.10	0.52
1:A:315:ARG:HD3	1:H:291:PRO:HG2	1.86	0.52
1:E:261:VAL:HB	1:E:296:TRP:CH2	2.45	0.52
1:F:3:HIS:N	1:F:3:HIS:CD2	2.77	0.52
1:I:299:THR:OG1	1:I:300:PHE:N	2.39	0.52
1:F:245:THR:HG22	1:F:247:GLU:OE1	2.10	0.52
1:L:3:HIS:N	1:L:3:HIS:CD2	2.77	0.52
1:A:3:HIS:N	1:A:3:HIS:CD2	2.77	0.52
1:K:261:VAL:HB	1:K:296:TRP:CH2	2.45	0.52
1:F:331:ARG:HA	1:F:334:VAL:CG1	2.39	0.52
1:C:129:ASP:OD2	1:D:129:ASP:HB2	2.10	0.52
1:F:261:VAL:HB	1:F:296:TRP:CH2	2.45	0.52
1:H:261:VAL:HB	1:H:296:TRP:CH2	2.45	0.52
1:A:331:ARG:HA	1:A:334:VAL:CG1	2.39	0.52
1:H:245:THR:HG22	1:H:247:GLU:OE1	2.10	0.52
1:C:245:THR:HG22	1:C:247:GLU:OE1	2.10	0.52
1:D:245:THR:HG22	1:D:247:GLU:OE1	2.10	0.52
1:H:167:ASN:N	1:H:170:VAL:HG23	2.23	0.52
1:A:61:GLN:HE21	1:A:88:ASP:CB	2.22	0.52
1:I:61:GLN:HE21	1:I:88:ASP:CB	2.22	0.52
1:G:61:GLN:HE21	1:G:88:ASP:CB	2.22	0.52
1:B:261:VAL:HB	1:B:296:TRP:CH2	2.45	0.52
1:A:245:THR:HG22	1:A:247:GLU:OE1	2.10	0.52
1:B:245:THR:HG22	1:B:247:GLU:OE1	2.10	0.52
1:J:245:THR:HG22	1:J:247:GLU:OE1	2.10	0.52

*Continued on next page...*

*Continued from previous page...*

Atom-1	Atom-2	Interatomic distance (Å)	Clash overlap (Å)
1:B:167:ASN:N	1:B:170:VAL:HG23	2.23	0.51
1:A:167:ASN:N	1:A:170:VAL:HG23	2.23	0.51
1:C:261:VAL:HB	1:C:296:TRP:CH2	2.45	0.51
1:J:261:VAL:HB	1:J:296:TRP:CH2	2.45	0.51
1:B:325:THR:O	1:B:329:ILE:HG13	2.11	0.51
1:C:41:ALA:HB2	1:C:51:ASN:ND2	2.26	0.51
1:G:234:VAL:HG13	1:G:253:THR:CA	2.33	0.51
1:I:261:VAL:HB	1:I:296:TRP:CH2	2.45	0.51
1:G:261:VAL:HB	1:G:296:TRP:CH2	2.45	0.51
1:C:325:THR:O	1:C:329:ILE:HG13	2.11	0.51
1:A:41:ALA:HB2	1:A:51:ASN:ND2	2.26	0.51
1:B:41:ALA:HB2	1:B:51:ASN:ND2	2.26	0.51
1:D:331:ARG:HA	1:D:334:VAL:CG1	2.39	0.51
1:A:258:ARG:HB2	1:D:263:PRO:HB2	1.91	0.51
1:E:156:GLU:HG3	1:G:156:GLU:OE2	2.11	0.51
1:A:325:THR:O	1:A:329:ILE:HG13	2.11	0.51
1:A:242:ILE:HG12	1:I:99:GLN:OE1	2.09	0.51
1:L:234:VAL:HG13	1:L:253:THR:CA	2.33	0.51
1:J:167:ASN:N	1:J:170:VAL:HG23	2.23	0.51
1:D:41:ALA:HB2	1:D:51:ASN:ND2	2.26	0.51
1:G:245:THR:HG22	1:G:247:GLU:OE1	2.10	0.51
1:F:325:THR:O	1:F:329:ILE:HG13	2.11	0.51
1:I:245:THR:HG22	1:I:247:GLU:OE1	2.10	0.51
1:D:325:THR:O	1:D:329:ILE:HG13	2.11	0.51
1:H:41:ALA:HB2	1:H:51:ASN:ND2	2.25	0.51
1:E:245:THR:HG22	1:E:247:GLU:OE1	2.10	0.51
1:I:234:VAL:HG13	1:I:253:THR:CA	2.33	0.51
1:E:61:GLN:HE21	1:E:88:ASP:CB	2.22	0.51
1:B:113:VAL:HG22	1:B:123:THR:CB	2.41	0.51
1:L:325:THR:O	1:L:329:ILE:HG13	2.11	0.51
1:K:245:THR:HG22	1:K:247:GLU:OE1	2.10	0.51
1:C:120:ASP:HB2	1:D:5:TYR:CZ	2.45	0.51
1:K:41:ALA:HB2	1:K:51:ASN:ND2	2.25	0.51
1:F:122:GLU:OE1	1:F:158:THR:O	2.29	0.51
1:L:122:GLU:OE1	1:L:158:THR:O	2.29	0.51
1:A:3:HIS:N	1:B:157:ARG:CZ	2.74	0.51
1:I:113:VAL:HG22	1:I:123:THR:CB	2.41	0.51
1:G:113:VAL:HG22	1:G:123:THR:CB	2.41	0.51
1:D:59:TYR:CE1	1:D:311:LEU:HD13	2.46	0.51
1:J:41:ALA:HB2	1:J:51:ASN:ND2	2.26	0.51
1:G:157:ARG:HD3	1:H:5:TYR:OH	2.11	0.51

*Continued on next page...*

*Continued from previous page...*

Atom-1	Atom-2	Interatomic distance (Å)	Clash overlap (Å)
1:H:325:THR:O	1:H:329:ILE:HG13	2.11	0.51
1:K:325:THR:O	1:K:329:ILE:HG13	2.11	0.51
1:E:325:THR:O	1:E:329:ILE:HG13	2.11	0.51
1:D:61:GLN:HE21	1:D:88:ASP:CB	2.22	0.51
1:K:113:VAL:HG22	1:K:123:THR:CB	2.41	0.51
1:E:167:ASN:N	1:E:170:VAL:HG23	2.23	0.50
1:K:167:ASN:N	1:K:170:VAL:HG23	2.23	0.50
1:E:41:ALA:HB2	1:E:51:ASN:ND2	2.26	0.50
1:F:158:THR:HG1	1:F:159:PRO:HD3	1.75	0.50
1:F:234:VAL:HG13	1:F:253:THR:CA	2.33	0.50
1:K:61:GLN:HE21	1:K:88:ASP:CB	2.22	0.50
1:D:113:VAL:HG22	1:D:123:THR:CB	2.41	0.50
1:A:59:TYR:CE1	1:A:311:LEU:HD13	2.46	0.50
1:A:95:VAL:O	1:A:99:GLN:HG3	2.11	0.50
1:G:41:ALA:HB2	1:G:51:ASN:ND2	2.26	0.50
1:G:122:GLU:OE1	1:G:158:THR:O	2.29	0.50
1:K:234:VAL:HG13	1:K:253:THR:CA	2.33	0.50
1:C:113:VAL:HG22	1:C:123:THR:CB	2.41	0.50
1:C:59:TYR:CE1	1:C:311:LEU:HD13	2.46	0.50
1:I:59:TYR:CE1	1:I:311:LEU:HD13	2.46	0.50
1:J:325:THR:O	1:J:329:ILE:HG13	2.11	0.50
1:K:118:GLY:HA3	1:L:221:HIS:CD2	2.45	0.50
1:I:41:ALA:HB2	1:I:51:ASN:ND2	2.26	0.50
1:C:167:ASN:N	1:C:170:VAL:HG23	2.23	0.50
1:B:59:TYR:CE1	1:B:311:LEU:HD13	2.46	0.50
1:G:59:TYR:CE1	1:G:311:LEU:HD13	2.46	0.50
1:I:95:VAL:O	1:I:99:GLN:HG3	2.11	0.50
1:H:95:VAL:O	1:H:99:GLN:HG3	2.11	0.50
1:D:95:VAL:O	1:D:99:GLN:HG3	2.11	0.50
1:G:95:VAL:O	1:G:99:GLN:HG3	2.11	0.50
1:E:122:GLU:OE1	1:E:158:THR:O	2.29	0.50
1:E:59:TYR:CE1	1:E:311:LEU:HD13	2.46	0.50
1:L:59:TYR:CE1	1:L:311:LEU:HD13	2.46	0.50
1:G:325:THR:O	1:G:329:ILE:HG13	2.10	0.50
1:F:41:ALA:HB2	1:F:51:ASN:ND2	2.26	0.50
1:I:122:GLU:OE1	1:I:158:THR:O	2.29	0.50
1:L:158:THR:HG1	1:L:159:PRO:HD3	1.75	0.50
1:K:122:GLU:OE1	1:K:158:THR:O	2.29	0.50
1:E:234:VAL:HG13	1:E:253:THR:CA	2.33	0.50
1:K:59:TYR:CE1	1:K:311:LEU:HD13	2.46	0.50
1:F:59:TYR:CE1	1:F:311:LEU:HD13	2.46	0.50

*Continued on next page...*



*Continued from previous page...*

Atom-1	Atom-2	Interatomic distance (Å)	Clash overlap (Å)
1:I:263:PRO:HG2	1:L:296:TRP:CH2	2.47	0.50
1:L:41:ALA:HB2	1:L:51:ASN:ND2	2.26	0.50
1:E:258:ARG:O	1:H:264:ALA:HB2	2.12	0.50
1:C:122:GLU:OE1	1:C:158:THR:O	2.29	0.50
1:D:122:GLU:OE1	1:D:158:THR:O	2.29	0.50
1:J:4:SER:HB3	1:K:204:TYR:CD1	2.47	0.50
1:I:325:THR:O	1:I:329:ILE:HG13	2.11	0.50
1:J:122:GLU:OE1	1:J:158:THR:O	2.29	0.50
1:J:295:PRO:HG2	1:K:263:PRO:HG3	1.94	0.50
1:L:113:VAL:HG22	1:L:123:THR:CB	2.41	0.50
1:D:300:PHE:HB2	1:D:302:TYR:CD2	2.47	0.50
1:C:95:VAL:O	1:C:99:GLN:HG3	2.11	0.50
1:J:95:VAL:O	1:J:99:GLN:HG3	2.12	0.50
1:K:95:VAL:O	1:K:99:GLN:HG3	2.11	0.50
1:B:122:GLU:OE1	1:B:158:THR:O	2.29	0.49
1:F:113:VAL:HG22	1:F:123:THR:CB	2.41	0.49
1:A:300:PHE:HB2	1:A:302:TYR:CD2	2.47	0.49
1:H:59:TYR:CE1	1:H:311:LEU:HD13	2.46	0.49
1:B:95:VAL:O	1:B:99:GLN:HG3	2.11	0.49
1:A:122:GLU:OE1	1:A:158:THR:O	2.29	0.49
1:C:173:ARG:HD2	1:D:166:GLU:OE2	2.11	0.49
1:H:300:PHE:HB2	1:H:302:TYR:CD2	2.47	0.49
1:J:300:PHE:HB2	1:J:302:TYR:CD2	2.47	0.49
1:A:315:ARG:HD3	1:H:291:PRO:HD3	1.93	0.49
1:A:107:ILE:CD1	1:A:107:ILE:N	2.67	0.49
1:E:4:SER:HB3	1:H:204:TYR:CG	2.47	0.49
1:L:167:ASN:N	1:L:170:VAL:HG23	2.23	0.49
1:F:167:ASN:N	1:F:170:VAL:HG23	2.23	0.49
1:L:300:PHE:HB2	1:L:302:TYR:CD2	2.47	0.49
1:H:122:GLU:OE1	1:H:158:THR:O	2.29	0.49
1:J:61:GLN:HE21	1:J:88:ASP:CB	2.22	0.49
1:F:300:PHE:HB2	1:F:302:TYR:CD2	2.47	0.49
1:B:46:GLN:HE22	1:B:304:ARG:HH21	1.61	0.49
1:H:61:GLN:HE21	1:H:88:ASP:CB	2.22	0.49
1:C:300:PHE:HB2	1:C:302:TYR:CD2	2.47	0.49
1:C:46:GLN:HE22	1:C:304:ARG:HH21	1.61	0.49
1:F:96:ARG:NH1	1:F:96:ARG:HG2	2.28	0.49
1:F:238:HIS:CG	1:J:243:LYS:HZ1	2.26	0.49
1:E:158:THR:HG1	1:E:159:PRO:HD3	1.78	0.49
1:K:158:THR:HG1	1:K:159:PRO:HD3	1.78	0.49
1:F:61:GLN:HE21	1:F:88:ASP:CB	2.22	0.49

*Continued on next page...*

*Continued from previous page...*

Atom-1	Atom-2	Interatomic distance (Å)	Clash overlap (Å)
1:E:113:VAL:HG22	1:E:123:THR:CB	2.41	0.49
1:K:300:PHE:HB2	1:K:302:TYR:CD2	2.47	0.49
1:J:59:TYR:CE1	1:J:311:LEU:HD13	2.46	0.49
1:I:96:ARG:NH1	1:I:96:ARG:HG2	2.28	0.49
1:L:96:ARG:NH1	1:L:96:ARG:HG2	2.28	0.49
1:G:96:ARG:NH1	1:G:96:ARG:HG2	2.28	0.49
1:E:300:PHE:HB2	1:E:302:TYR:CD2	2.47	0.49
1:E:95:VAL:O	1:E:99:GLN:HG3	2.12	0.49
1:E:96:ARG:HG2	1:E:96:ARG:NH1	2.28	0.49
1:A:113:VAL:HG22	1:A:123:THR:CB	2.41	0.49
1:A:46:GLN:HE22	1:A:304:ARG:HH21	1.61	0.49
1:E:46:GLN:HE22	1:E:304:ARG:HH21	1.61	0.49
1:L:61:GLN:HE21	1:L:88:ASP:CB	2.22	0.49
1:B:300:PHE:HB2	1:B:302:TYR:CD2	2.47	0.49
1:K:46:GLN:HE22	1:K:304:ARG:HH21	1.61	0.49
1:K:96:ARG:HG2	1:K:96:ARG:NH1	2.28	0.49
1:D:43:ARG:HG2	1:D:304:ARG:HH22	1.78	0.48
1:G:46:GLN:HE22	1:G:304:ARG:HH21	1.61	0.48
1:B:96:ARG:HG2	1:B:96:ARG:NH1	2.28	0.48
1:I:300:PHE:HB2	1:I:302:TYR:CD2	2.47	0.48
1:G:300:PHE:HB2	1:G:302:TYR:CD2	2.47	0.48
1:B:263:PRO:CG	1:C:295:PRO:HG2	2.43	0.48
1:F:43:ARG:HG2	1:F:304:ARG:HH22	1.78	0.48
1:A:43:ARG:HG2	1:A:304:ARG:HH22	1.79	0.48
1:I:46:GLN:HE22	1:I:304:ARG:HH21	1.61	0.48
1:F:95:VAL:O	1:F:99:GLN:HG3	2.11	0.48
1:D:46:GLN:HE22	1:D:304:ARG:HH21	1.61	0.48
1:L:95:VAL:O	1:L:99:GLN:HG3	2.11	0.48
1:L:43:ARG:HG2	1:L:304:ARG:HH22	1.79	0.48
1:D:199:LEU:CD1	1:D:235:THR:HA	2.44	0.48
1:C:96:ARG:HG2	1:C:96:ARG:NH1	2.28	0.48
1:B:107:ILE:N	1:B:107:ILE:CD1	2.67	0.48
1:E:261:VAL:O	1:E:296:TRP:HZ3	1.96	0.48
1:H:113:VAL:HG22	1:H:123:THR:CB	2.41	0.48
1:B:43:ARG:HG2	1:B:304:ARG:HH22	1.79	0.48
1:A:199:LEU:CD1	1:A:235:THR:HA	2.44	0.48
1:H:96:ARG:NH1	1:H:96:ARG:HG2	2.28	0.48
1:G:158:THR:HG1	1:G:159:PRO:HD3	1.78	0.48
1:D:261:VAL:O	1:D:296:TRP:HZ3	1.96	0.48
1:F:288:ASN:HA	1:F:294:ARG:NH2	2.29	0.48
1:J:46:GLN:HE22	1:J:304:ARG:HH21	1.61	0.48

*Continued on next page...*

*Continued from previous page...*

Atom-1	Atom-2	Interatomic distance (Å)	Clash overlap (Å)
1:A:96:ARG:NH1	1:A:96:ARG:HG2	2.28	0.48
1:I:158:THR:HG1	1:I:159:PRO:HD3	1.78	0.48
1:G:61:GLN:HE22	1:G:89:ASP:N	2.10	0.48
1:A:157:ARG:HD3	1:B:5:TYR:OH	2.13	0.48
1:H:46:GLN:HE22	1:H:304:ARG:HH21	1.61	0.48
1:I:43:ARG:HG2	1:I:304:ARG:HH22	1.79	0.48
1:A:242:ILE:HD11	1:I:99:GLN:HB3	1.96	0.48
1:D:96:ARG:NH1	1:D:96:ARG:HG2	2.28	0.48
1:K:261:VAL:O	1:K:296:TRP:HZ3	1.96	0.48
1:I:61:GLN:HE22	1:I:89:ASP:N	2.10	0.48
1:J:113:VAL:HG22	1:J:123:THR:CB	2.41	0.48
1:L:288:ASN:HA	1:L:294:ARG:NH2	2.29	0.48
1:D:288:ASN:HA	1:D:294:ARG:NH2	2.29	0.48
1:G:43:ARG:HG2	1:G:304:ARG:HH22	1.79	0.48
1:C:199:LEU:CD1	1:C:235:THR:HA	2.44	0.48
1:G:288:ASN:HA	1:G:294:ARG:NH2	2.29	0.48
1:I:288:ASN:HA	1:I:294:ARG:NH2	2.29	0.48
1:C:43:ARG:HG2	1:C:304:ARG:HH22	1.79	0.48
1:A:288:ASN:HA	1:A:294:ARG:NH2	2.29	0.48
1:E:199:LEU:CD1	1:E:235:THR:HA	2.44	0.48
1:H:13:LYS:HB3	1:H:223:TYR:CZ	2.49	0.48
1:F:199:LEU:CD1	1:F:235:THR:HA	2.44	0.48
1:K:199:LEU:CD1	1:K:235:THR:HA	2.44	0.48
1:J:96:ARG:NH1	1:J:96:ARG:HG2	2.28	0.48
1:J:165:LEU:HD23	1:J:165:LEU:C	2.35	0.47
1:H:288:ASN:HA	1:H:294:ARG:NH2	2.29	0.47
1:E:288:ASN:HA	1:E:294:ARG:NH2	2.29	0.47
1:B:261:VAL:O	1:B:296:TRP:HZ3	1.96	0.47
1:J:288:ASN:HA	1:J:294:ARG:NH2	2.29	0.47
1:A:261:VAL:O	1:A:296:TRP:HZ3	1.96	0.47
1:C:37:VAL:HG23	1:C:56:ARG:NH1	2.29	0.47
1:G:37:VAL:HG23	1:G:56:ARG:NH1	2.29	0.47
1:H:37:VAL:HG23	1:H:56:ARG:NH1	2.29	0.47
1:L:37:VAL:HG23	1:L:56:ARG:NH1	2.29	0.47
1:J:37:VAL:HG23	1:J:56:ARG:NH1	2.29	0.47
1:F:37:VAL:HG23	1:F:56:ARG:NH1	2.29	0.47
1:L:199:LEU:CD1	1:L:235:THR:HA	2.44	0.47
1:F:4:SER:HB3	1:G:204:TYR:CD1	2.48	0.47
1:H:158:THR:HG1	1:H:159:PRO:HD3	1.78	0.47
1:C:166:GLU:OE2	1:D:173:ARG:HD2	2.14	0.47
1:B:165:LEU:C	1:B:165:LEU:HD23	2.35	0.47

*Continued on next page...*

*Continued from previous page...*

Atom-1	Atom-2	Interatomic distance (Å)	Clash overlap (Å)
1:H:165:LEU:C	1:H:165:LEU:HD23	2.35	0.47
1:K:288:ASN:HA	1:K:294:ARG:NH2	2.29	0.47
1:B:37:VAL:HG23	1:B:56:ARG:NH1	2.29	0.47
1:J:43:ARG:HG2	1:J:304:ARG:HH22	1.78	0.47
1:J:13:LYS:HB3	1:J:223:TYR:CZ	2.49	0.47
1:J:199:LEU:CD1	1:J:235:THR:HA	2.44	0.47
1:E:13:LYS:HB3	1:E:223:TYR:CZ	2.49	0.47
1:K:13:LYS:HB3	1:K:223:TYR:CZ	2.49	0.47
1:A:158:THR:HG1	1:A:159:PRO:HD3	1.79	0.47
1:K:165:LEU:HD23	1:K:165:LEU:C	2.35	0.47
1:L:165:LEU:C	1:L:165:LEU:HD23	2.35	0.47
1:F:165:LEU:HD23	1:F:165:LEU:C	2.35	0.47
1:H:278:GLU:OE2	1:H:331:ARG:NH2	2.48	0.47
1:L:46:GLN:HE22	1:L:304:ARG:HH21	1.61	0.47
1:I:37:VAL:HG23	1:I:56:ARG:NH1	2.29	0.47
1:H:199:LEU:CD1	1:H:235:THR:HA	2.44	0.47
1:B:199:LEU:CD1	1:B:235:THR:HA	2.44	0.47
1:L:13:LYS:HB3	1:L:223:TYR:CZ	2.49	0.47
1:F:13:LYS:HB3	1:F:223:TYR:CZ	2.49	0.47
1:I:156:GLU:CD	1:K:156:GLU:HG3	2.34	0.47
1:E:165:LEU:HD23	1:E:165:LEU:C	2.35	0.47
1:L:278:GLU:OE2	1:L:331:ARG:NH2	2.48	0.47
1:B:278:GLU:OE2	1:B:331:ARG:NH2	2.48	0.47
1:J:278:GLU:OE2	1:J:331:ARG:NH2	2.48	0.47
1:C:278:GLU:OE2	1:C:331:ARG:NH2	2.48	0.47
1:B:288:ASN:HA	1:B:294:ARG:NH2	2.29	0.47
1:K:43:ARG:HG2	1:K:304:ARG:HH22	1.79	0.47
1:C:154:ILE:HA	1:C:158:THR:HG1	1.80	0.47
1:C:165:LEU:C	1:C:165:LEU:HD23	2.35	0.47
1:H:261:VAL:O	1:H:296:TRP:HZ3	1.96	0.47
1:E:278:GLU:OE2	1:E:331:ARG:NH2	2.48	0.47
1:F:278:GLU:OE2	1:F:331:ARG:NH2	2.48	0.47
1:C:288:ASN:HA	1:C:294:ARG:NH2	2.29	0.47
1:J:261:VAL:O	1:J:296:TRP:HZ3	1.96	0.47
1:D:37:VAL:HG23	1:D:56:ARG:NH1	2.29	0.47
1:D:165:LEU:HD23	1:D:165:LEU:C	2.35	0.47
1:K:37:VAL:HG23	1:K:56:ARG:NH1	2.29	0.47
1:E:37:VAL:HG23	1:E:56:ARG:NH1	2.30	0.47
1:H:43:ARG:HG2	1:H:304:ARG:HH22	1.79	0.47
1:E:46:GLN:NE2	1:E:304:ARG:NH2	2.63	0.47
1:L:245:THR:HB	1:L:248:GLU:H	1.80	0.47

*Continued on next page...*

*Continued from previous page...*

Atom-1	Atom-2	Interatomic distance (Å)	Clash overlap (Å)
1:I:199:LEU:CD1	1:I:235:THR:HA	2.44	0.47
1:D:13:LYS:HB3	1:D:223:TYR:CZ	2.49	0.47
1:B:154:ILE:HA	1:B:158:THR:HG1	1.80	0.47
1:G:165:LEU:C	1:G:165:LEU:HD23	2.35	0.47
1:A:165:LEU:C	1:A:165:LEU:HD23	2.35	0.47
1:B:4:SER:HB3	1:C:204:TYR:CG	2.49	0.47
1:I:191:ILE:HB	1:I:232:ASN:ND2	2.30	0.47
1:G:191:ILE:HB	1:G:232:ASN:ND2	2.30	0.47
1:K:278:GLU:OE2	1:K:331:ARG:NH2	2.48	0.47
1:E:204:TYR:CD1	1:H:4:SER:HB3	2.50	0.47
1:G:278:GLU:OE2	1:G:331:ARG:NH2	2.48	0.47
1:B:59:TYR:CZ	1:B:311:LEU:HD13	2.50	0.47
1:C:59:TYR:CZ	1:C:311:LEU:HD13	2.50	0.47
1:C:261:VAL:O	1:C:296:TRP:HZ3	1.96	0.47
1:F:46:GLN:HE22	1:F:304:ARG:HH21	1.61	0.47
1:F:204:TYR:CD1	1:G:4:SER:HB3	2.49	0.47
1:K:46:GLN:NE2	1:K:304:ARG:NH2	2.63	0.47
1:E:43:ARG:HG2	1:E:304:ARG:HH22	1.79	0.47
1:F:245:THR:HB	1:F:248:GLU:H	1.80	0.47
1:K:221:HIS:CD2	1:L:118:GLY:HA3	2.50	0.47
1:K:129:ASP:OD2	1:L:129:ASP:N	2.45	0.47
1:A:13:LYS:HB3	1:A:223:TYR:CZ	2.49	0.47
1:A:154:ILE:HA	1:A:158:THR:HG1	1.80	0.47
1:E:191:ILE:HB	1:E:232:ASN:ND2	2.30	0.47
1:K:191:ILE:HB	1:K:232:ASN:ND2	2.30	0.47
1:I:278:GLU:OE2	1:I:331:ARG:NH2	2.48	0.47
1:E:59:TYR:CZ	1:E:311:LEU:HD13	2.50	0.47
1:I:59:TYR:CZ	1:I:311:LEU:HD13	2.50	0.47
1:G:261:VAL:O	1:G:296:TRP:HZ3	1.96	0.47
1:J:46:GLN:NE2	1:J:304:ARG:NH2	2.63	0.47
1:B:13:LYS:HB3	1:B:223:TYR:CZ	2.49	0.47
1:I:165:LEU:HD23	1:I:165:LEU:C	2.35	0.47
1:C:129:ASP:OD2	1:D:129:ASP:N	2.44	0.47
1:G:59:TYR:CZ	1:G:311:LEU:HD13	2.50	0.47
1:I:261:VAL:O	1:I:296:TRP:HZ3	1.96	0.47
1:A:37:VAL:HG23	1:A:56:ARG:NH1	2.29	0.47
1:G:46:GLN:NE2	1:G:304:ARG:NH2	2.63	0.47
1:G:199:LEU:CD1	1:G:235:THR:HA	2.44	0.47
1:I:13:LYS:HB3	1:I:223:TYR:CZ	2.49	0.47
1:C:13:LYS:HB3	1:C:223:TYR:CZ	2.49	0.47
1:A:191:ILE:HB	1:A:232:ASN:ND2	2.30	0.47

*Continued on next page...*

*Continued from previous page...*

Atom-1	Atom-2	Interatomic distance (Å)	Clash overlap (Å)
1:I:46:GLN:NE2	1:I:304:ARG:NH2	2.63	0.47
1:G:245:THR:HB	1:G:248:GLU:H	1.80	0.47
1:J:264:ALA:HB2	1:K:258:ARG:O	2.15	0.47
1:F:61:GLN:HE22	1:F:89:ASP:N	2.10	0.46
1:H:191:ILE:HB	1:H:232:ASN:ND2	2.30	0.46
1:K:59:TYR:CZ	1:K:311:LEU:HD13	2.50	0.46
1:H:46:GLN:NE2	1:H:304:ARG:NH2	2.63	0.46
1:C:245:THR:HB	1:C:248:GLU:H	1.80	0.46
1:I:245:THR:HB	1:I:248:GLU:H	1.80	0.46
1:E:11:GLU:H	1:E:11:GLU:HG2	1.51	0.46
1:H:11:GLU:HG2	1:H:11:GLU:H	1.50	0.46
1:G:13:LYS:HB3	1:G:223:TYR:CZ	2.49	0.46
1:H:154:ILE:HA	1:H:158:THR:HG1	1.80	0.46
1:L:61:GLN:HE22	1:L:89:ASP:N	2.10	0.46
1:E:201:ARG:HH12	1:H:3:HIS:HD2	1.63	0.46
1:F:59:TYR:CZ	1:F:311:LEU:HD13	2.50	0.46
1:H:245:THR:HB	1:H:248:GLU:H	1.80	0.46
1:J:154:ILE:HA	1:J:158:THR:HG1	1.80	0.46
1:D:154:ILE:HA	1:D:158:THR:HG1	1.80	0.46
1:L:59:TYR:CZ	1:L:311:LEU:HD13	2.50	0.46
1:I:154:ILE:HA	1:I:158:THR:HG1	1.80	0.46
1:G:154:ILE:HA	1:G:158:THR:HG1	1.80	0.46
1:L:154:ILE:HA	1:L:158:THR:HG1	1.80	0.46
1:J:191:ILE:HB	1:J:232:ASN:ND2	2.30	0.46
1:D:278:GLU:OE2	1:D:331:ARG:NH2	2.48	0.46
1:A:46:GLN:NE2	1:A:304:ARG:NH2	2.63	0.46
1:B:158:THR:HG1	1:B:159:PRO:HD3	1.78	0.46
1:K:154:ILE:HA	1:K:158:THR:HG1	1.80	0.46
1:B:61:GLN:HE22	1:B:89:ASP:N	2.10	0.46
1:D:245:THR:HB	1:D:248:GLU:H	1.80	0.46
1:J:245:THR:HB	1:J:248:GLU:H	1.80	0.46
1:C:191:ILE:HB	1:C:232:ASN:ND2	2.30	0.46
1:A:278:GLU:OE2	1:A:331:ARG:NH2	2.48	0.46
1:B:204:TYR:CE1	1:C:4:SER:HB3	2.50	0.46
1:H:59:TYR:CZ	1:H:311:LEU:HD13	2.50	0.46
1:F:258:ARG:HB2	1:G:263:PRO:HB2	1.98	0.46
1:F:46:GLN:NE2	1:F:304:ARG:NH2	2.63	0.46
1:K:245:THR:HB	1:K:248:GLU:H	1.80	0.46
1:L:46:GLN:NE2	1:L:304:ARG:NH2	2.63	0.46
1:C:46:GLN:NE2	1:C:304:ARG:NH2	2.63	0.46
1:B:245:THR:HB	1:B:248:GLU:H	1.80	0.46

*Continued on next page...*

*Continued from previous page...*

Atom-1	Atom-2	Interatomic distance (Å)	Clash overlap (Å)
1:K:11:GLU:H	1:K:11:GLU:HG2	1.51	0.46
1:I:4:SER:HB3	1:L:204:TYR:CG	2.51	0.46
1:F:154:ILE:HA	1:F:158:THR:HG1	1.80	0.46
1:A:157:ARG:NH2	1:B:3:HIS:N	2.64	0.46
1:B:46:GLN:NE2	1:B:304:ARG:NH2	2.63	0.46
1:D:46:GLN:NE2	1:D:304:ARG:NH2	2.63	0.46
1:J:158:THR:HG1	1:J:159:PRO:HD3	1.79	0.46
1:D:59:TYR:CZ	1:D:311:LEU:HD13	2.50	0.46
1:F:261:VAL:O	1:F:296:TRP:HZ3	1.96	0.46
1:E:154:ILE:HA	1:E:158:THR:HG1	1.80	0.46
1:L:191:ILE:HB	1:L:232:ASN:ND2	2.30	0.46
1:J:294:ARG:HA	1:J:295:PRO:HD3	1.79	0.46
1:E:245:THR:HB	1:E:248:GLU:H	1.80	0.46
1:J:59:TYR:CZ	1:J:311:LEU:HD13	2.50	0.45
1:B:191:ILE:HB	1:B:232:ASN:ND2	2.30	0.45
1:F:191:ILE:HB	1:F:232:ASN:ND2	2.30	0.45
1:L:261:VAL:O	1:L:296:TRP:HZ3	1.96	0.45
1:A:245:THR:HB	1:A:248:GLU:H	1.80	0.45
1:H:30:ILE:HB	1:H:301:SER:HA	1.99	0.45
1:C:158:THR:HG1	1:C:159:PRO:HD3	1.79	0.45
1:D:61:GLN:HE22	1:D:89:ASP:N	2.10	0.45
1:E:263:PRO:HG3	1:H:263:PRO:HG3	1.98	0.45
1:D:191:ILE:HB	1:D:232:ASN:ND2	2.30	0.45
1:K:129:ASP:N	1:L:129:ASP:OD2	2.45	0.45
1:B:30:ILE:HB	1:B:301:SER:HA	1.99	0.45
1:C:30:ILE:HB	1:C:301:SER:HA	1.99	0.45
1:J:30:ILE:HB	1:J:301:SER:HA	1.99	0.45
1:A:59:TYR:CZ	1:A:311:LEU:HD13	2.50	0.45
1:B:11:GLU:HG2	1:B:11:GLU:H	1.50	0.45
1:G:30:ILE:HB	1:G:301:SER:HA	1.99	0.45
1:H:294:ARG:HA	1:H:295:PRO:HD3	1.79	0.45
1:A:52:THR:HG22	1:A:53:GLU:H	1.82	0.45
1:I:30:ILE:HB	1:I:301:SER:HA	1.99	0.45
1:L:30:ILE:HB	1:L:301:SER:HA	1.98	0.45
1:J:11:GLU:H	1:J:11:GLU:HG2	1.50	0.45
1:A:317:GLN:CG	1:H:291:PRO:HA	2.44	0.45
1:F:30:ILE:HB	1:F:301:SER:HA	1.99	0.45
1:D:158:THR:HG1	1:D:159:PRO:HD3	1.80	0.45
1:D:52:THR:HG22	1:D:53:GLU:H	1.82	0.45
1:I:52:THR:HG22	1:I:53:GLU:H	1.82	0.45
1:A:292:LEU:HA	1:A:293:PRO:HD3	1.78	0.45

*Continued on next page...*

*Continued from previous page...*

Atom-1	Atom-2	Interatomic distance (Å)	Clash overlap (Å)
1:I:201:ARG:NH1	1:L:3:HIS:CD2	2.74	0.45
1:K:30:ILE:HB	1:K:301:SER:HA	1.99	0.45
1:C:47:ILE:HG13	1:C:49:VAL:HG23	1.99	0.45
1:G:47:ILE:HG13	1:G:49:VAL:HG23	1.99	0.45
1:B:47:ILE:HG13	1:B:49:VAL:HG23	1.99	0.45
1:C:61:GLN:HE22	1:C:89:ASP:N	2.10	0.45
1:A:61:GLN:HE22	1:A:89:ASP:N	2.10	0.45
1:B:3:HIS:CD2	1:C:201:ARG:HH12	2.35	0.45
1:J:52:THR:HG22	1:J:53:GLU:H	1.82	0.45
1:G:52:THR:HG22	1:G:53:GLU:H	1.82	0.45
1:E:30:ILE:HB	1:E:301:SER:HA	1.99	0.45
1:I:47:ILE:HG13	1:I:49:VAL:HG23	1.98	0.45
1:L:320:ASN:HD22	1:L:320:ASN:N	2.15	0.45
1:F:201:ARG:NH2	1:G:3:HIS:NE2	2.65	0.44
1:E:201:ARG:HH12	1:H:3:HIS:CD2	2.34	0.44
1:D:47:ILE:HG13	1:D:49:VAL:HG23	1.99	0.44
1:D:292:LEU:HA	1:D:293:PRO:HD3	1.78	0.44
1:F:320:ASN:N	1:F:320:ASN:HD22	2.16	0.44
1:C:11:GLU:H	1:C:11:GLU:HG2	1.50	0.44
1:F:52:THR:HG22	1:F:53:GLU:H	1.82	0.44
1:K:192:LEU:HA	1:K:193:PRO:HD3	1.77	0.44
1:H:47:ILE:HG13	1:H:49:VAL:HG23	1.99	0.44
1:H:52:THR:HG22	1:H:53:GLU:H	1.82	0.44
1:E:320:ASN:N	1:E:320:ASN:HD22	2.15	0.44
1:K:165:LEU:HD23	1:K:166:GLU:N	2.33	0.44
1:B:4:SER:HB3	1:C:204:TYR:CE1	2.52	0.44
1:C:52:THR:HG22	1:C:53:GLU:H	1.82	0.44
1:A:278:GLU:OE1	1:A:282:PHE:HE1	2.01	0.44
1:C:278:GLU:OE1	1:C:282:PHE:HE1	2.01	0.44
1:C:294:ARG:HA	1:C:295:PRO:HD3	1.79	0.44
1:K:129:ASP:HB2	1:L:129:ASP:OD2	2.16	0.44
1:J:47:ILE:HG13	1:J:49:VAL:HG23	1.99	0.44
1:A:240:CYS:HA	1:A:241:PRO:HD3	1.83	0.44
1:K:320:ASN:HD22	1:K:320:ASN:N	2.16	0.44
1:I:156:GLU:HG3	1:K:156:GLU:CD	2.34	0.44
1:E:165:LEU:HD23	1:E:166:GLU:N	2.33	0.44
1:A:11:GLU:HG2	1:A:11:GLU:H	1.51	0.44
1:E:263:PRO:HG2	1:H:296:TRP:CH2	2.52	0.44
1:L:52:THR:HG22	1:L:53:GLU:H	1.82	0.44
1:D:278:GLU:OE1	1:D:282:PHE:HE1	2.01	0.44
1:L:278:GLU:OE1	1:L:282:PHE:HE1	2.01	0.44

*Continued on next page...*



*Continued from previous page...*

Atom-1	Atom-2	Interatomic distance (Å)	Clash overlap (Å)
1:B:278:GLU:OE1	1:B:282:PHE:HE1	2.01	0.44
1:I:209:VAL:O	1:I:213:VAL:HG23	2.18	0.44
1:A:47:ILE:HG13	1:A:49:VAL:HG23	1.99	0.44
1:C:320:ASN:N	1:C:320:ASN:HD22	2.15	0.44
1:D:30:ILE:HB	1:D:301:SER:HA	1.98	0.44
1:G:3:HIS:N	1:H:157:ARG:NH2	2.65	0.44
1:F:3:HIS:HD2	1:G:201:ARG:HH12	1.64	0.44
1:F:278:GLU:OE1	1:F:282:PHE:HE1	2.01	0.44
1:D:294:ARG:HA	1:D:295:PRO:HD3	1.79	0.44
1:E:47:ILE:HG13	1:E:49:VAL:HG23	1.99	0.44
1:A:30:ILE:HB	1:A:301:SER:HA	1.99	0.44
1:K:209:VAL:O	1:K:213:VAL:HG23	2.18	0.44
1:E:209:VAL:O	1:E:213:VAL:HG23	2.18	0.44
1:I:165:LEU:HD23	1:I:166:GLU:N	2.33	0.44
1:B:209:VAL:O	1:B:213:VAL:HG23	2.18	0.44
1:G:209:VAL:O	1:G:213:VAL:HG23	2.18	0.44
1:G:165:LEU:HD23	1:G:166:GLU:N	2.33	0.44
1:E:61:GLN:HE22	1:E:89:ASP:N	2.10	0.44
1:J:204:TYR:CG	1:K:4:SER:HB3	2.53	0.44
1:K:278:GLU:OE1	1:K:282:PHE:HE1	2.01	0.44
1:E:156:GLU:OE2	1:G:156:GLU:HG3	2.18	0.44
1:K:47:ILE:HG13	1:K:49:VAL:HG23	1.99	0.44
1:B:192:LEU:HA	1:B:193:PRO:HD3	1.77	0.44
1:K:61:GLN:HE22	1:K:89:ASP:N	2.10	0.43
1:K:52:THR:HG22	1:K:53:GLU:H	1.82	0.43
1:B:294:ARG:HA	1:B:295:PRO:HD3	1.79	0.43
1:J:209:VAL:O	1:J:213:VAL:HG23	2.18	0.43
1:D:240:CYS:HA	1:D:241:PRO:HD3	1.83	0.43
1:B:320:ASN:HD22	1:B:320:ASN:N	2.16	0.43
1:G:278:GLU:OE1	1:G:282:PHE:HE1	2.01	0.43
1:I:278:GLU:OE1	1:I:282:PHE:HE1	2.01	0.43
1:K:262:PRO:HA	1:K:263:PRO:HD3	1.93	0.43
1:I:3:HIS:CD2	1:L:201:ARG:HH22	2.35	0.43
1:B:52:THR:HG22	1:B:53:GLU:H	1.82	0.43
1:E:52:THR:HG22	1:E:53:GLU:H	1.82	0.43
1:F:47:ILE:HG13	1:F:49:VAL:HG23	1.99	0.43
1:F:160:SER:O	1:F:161:ALA:C	2.57	0.43
1:L:160:SER:O	1:L:161:ALA:C	2.57	0.43
1:B:165:LEU:HD23	1:B:166:GLU:N	2.33	0.43
1:C:209:VAL:O	1:C:213:VAL:HG23	2.18	0.43
1:L:47:ILE:HG13	1:L:49:VAL:HG23	1.99	0.43

*Continued on next page...*

*Continued from previous page...*

Atom-1	Atom-2	Interatomic distance (Å)	Clash overlap (Å)
1:L:11:GLU:H	1:L:11:GLU:HG2	1.50	0.43
1:F:11:GLU:HG2	1:F:11:GLU:H	1.51	0.43
1:I:320:ASN:HD22	1:I:320:ASN:N	2.16	0.43
1:F:44:LEU:HD23	1:F:44:LEU:HA	1.87	0.43
1:D:165:LEU:HD23	1:D:166:GLU:N	2.33	0.43
1:E:278:GLU:OE1	1:E:282:PHE:HE1	2.01	0.43
1:A:290:CYS:HA	1:A:291:PRO:HD3	1.87	0.43
1:H:209:VAL:O	1:H:213:VAL:HG23	2.18	0.43
1:G:320:ASN:N	1:G:320:ASN:HD22	2.16	0.43
1:D:160:SER:O	1:D:161:ALA:C	2.57	0.43
1:G:160:SER:O	1:G:161:ALA:C	2.57	0.43
1:A:193:PRO:O	1:A:237:GLY:HA2	2.19	0.43
1:I:160:SER:O	1:I:161:ALA:C	2.57	0.43
1:C:165:LEU:HD23	1:C:166:GLU:N	2.33	0.43
1:L:165:LEU:HD23	1:L:166:GLU:N	2.33	0.43
1:J:254:VAL:HG12	1:J:258:ARG:HD2	2.01	0.43
1:K:160:SER:O	1:K:161:ALA:C	2.57	0.43
1:H:262:PRO:HA	1:H:263:PRO:HD3	1.93	0.43
1:D:262:PRO:HA	1:D:263:PRO:HD3	1.93	0.43
1:D:193:PRO:O	1:D:237:GLY:HA2	2.19	0.43
1:H:254:VAL:HG12	1:H:258:ARG:HD2	2.01	0.43
1:L:44:LEU:HA	1:L:44:LEU:HD23	1.87	0.43
1:J:320:ASN:N	1:J:320:ASN:HD22	2.16	0.43
1:F:165:LEU:HD23	1:F:166:GLU:N	2.33	0.43
1:E:192:LEU:HA	1:E:193:PRO:HD3	1.77	0.43
1:D:209:VAL:O	1:D:213:VAL:HG23	2.18	0.43
1:A:320:ASN:HD22	1:A:320:ASN:N	2.16	0.43
1:H:320:ASN:HD22	1:H:320:ASN:N	2.16	0.43
1:E:160:SER:O	1:E:161:ALA:C	2.57	0.43
1:J:165:LEU:HD23	1:J:166:GLU:N	2.33	0.43
1:A:165:LEU:HD23	1:A:166:GLU:N	2.33	0.43
1:C:331:ARG:HA	1:C:334:VAL:HG13	2.01	0.43
1:B:28:LYS:O	1:B:299:THR:HG21	2.19	0.43
1:H:28:LYS:O	1:H:299:THR:HG21	2.19	0.43
1:J:28:LYS:O	1:J:299:THR:HG21	2.19	0.43
1:F:193:PRO:O	1:F:237:GLY:HA2	2.19	0.43
1:L:209:VAL:O	1:L:213:VAL:HG23	2.18	0.43
1:H:165:LEU:HD23	1:H:166:GLU:N	2.33	0.42
1:J:278:GLU:OE1	1:J:282:PHE:HE1	2.01	0.42
1:E:28:LYS:O	1:E:299:THR:HG21	2.19	0.42
1:B:193:PRO:O	1:B:237:GLY:HA2	2.19	0.42

*Continued on next page...*

*Continued from previous page...*

Atom-1	Atom-2	Interatomic distance (Å)	Clash overlap (Å)
1:L:292:LEU:HA	1:L:293:PRO:HD3	1.78	0.42
1:F:209:VAL:O	1:F:213:VAL:HG23	2.18	0.42
1:D:331:ARG:HA	1:D:334:VAL:HG13	2.01	0.42
1:B:331:ARG:HA	1:B:334:VAL:HG13	2.01	0.42
1:H:278:GLU:OE1	1:H:282:PHE:HE1	2.01	0.42
1:L:28:LYS:O	1:L:299:THR:HG21	2.19	0.42
1:C:28:LYS:O	1:C:299:THR:HG21	2.19	0.42
1:A:254:VAL:HG12	1:A:258:ARG:HD2	2.01	0.42
1:I:254:VAL:HG12	1:I:258:ARG:HD2	2.01	0.42
1:F:263:PRO:HB2	1:G:258:ARG:HB2	2.01	0.42
1:I:223:TYR:CZ	1:I:225:GLU:HG2	2.54	0.42
1:A:209:VAL:O	1:A:213:VAL:HG23	2.18	0.42
1:A:160:SER:O	1:A:161:ALA:C	2.57	0.42
1:F:331:ARG:HA	1:F:334:VAL:HG13	2.01	0.42
1:L:331:ARG:HA	1:L:334:VAL:HG13	2.01	0.42
1:K:28:LYS:O	1:K:299:THR:HG21	2.19	0.42
1:A:28:LYS:O	1:A:299:THR:HG21	2.19	0.42
1:I:28:LYS:O	1:I:299:THR:HG21	2.19	0.42
1:B:263:PRO:HG3	1:C:263:PRO:HG3	2.00	0.42
1:J:223:TYR:CZ	1:J:225:GLU:HG2	2.55	0.42
1:K:129:ASP:OD2	1:L:129:ASP:HB2	2.20	0.42
1:C:223:TYR:CZ	1:C:225:GLU:HG2	2.54	0.42
1:G:223:TYR:CZ	1:G:225:GLU:HG2	2.54	0.42
1:E:292:LEU:HA	1:E:293:PRO:HD3	1.78	0.42
1:L:193:PRO:O	1:L:237:GLY:HA2	2.19	0.42
1:D:320:ASN:N	1:D:320:ASN:HD22	2.16	0.42
1:F:28:LYS:O	1:F:299:THR:HG21	2.19	0.42
1:I:261:VAL:O	1:I:296:TRP:CH2	2.73	0.42
1:E:258:ARG:O	1:H:264:ALA:N	2.51	0.42
1:A:3:HIS:HD2	1:D:201:ARG:HH12	1.65	0.42
1:K:261:VAL:O	1:K:296:TRP:CH2	2.73	0.42
1:G:28:LYS:O	1:G:299:THR:HG21	2.19	0.42
1:L:261:VAL:O	1:L:296:TRP:CH2	2.73	0.42
1:G:254:VAL:HG12	1:G:258:ARG:HD2	2.01	0.42
1:G:261:VAL:O	1:G:296:TRP:CH2	2.73	0.42
1:H:223:TYR:CZ	1:H:225:GLU:HG2	2.55	0.42
1:I:292:LEU:HA	1:I:293:PRO:HD3	1.78	0.42
1:B:160:SER:O	1:B:161:ALA:C	2.57	0.42
1:D:254:VAL:HG12	1:D:258:ARG:HD2	2.01	0.42
1:F:261:VAL:O	1:F:296:TRP:CH2	2.73	0.42
1:C:193:PRO:O	1:C:237:GLY:HA2	2.19	0.42

*Continued on next page...*

*Continued from previous page...*

Atom-1	Atom-2	Interatomic distance (Å)	Clash overlap (Å)
1:C:254:VAL:HG12	1:C:258:ARG:HD2	2.01	0.42
1:E:261:VAL:O	1:E:296:TRP:CH2	2.73	0.42
1:E:331:ARG:HA	1:E:334:VAL:HG13	2.01	0.42
1:K:331:ARG:HA	1:K:334:VAL:HG13	2.01	0.42
1:G:331:ARG:HA	1:G:334:VAL:HG13	2.01	0.42
1:L:290:CYS:HA	1:L:291:PRO:HD3	1.87	0.42
1:L:245:THR:C	1:L:247:GLU:N	2.73	0.42
1:F:245:THR:C	1:F:247:GLU:N	2.73	0.42
1:B:223:TYR:CZ	1:B:225:GLU:HG2	2.55	0.42
1:K:107:ILE:CD1	1:K:107:ILE:N	2.67	0.42
1:H:261:VAL:O	1:H:296:TRP:CH2	2.73	0.42
1:A:331:ARG:HA	1:A:334:VAL:HG13	2.01	0.42
1:D:28:LYS:O	1:D:299:THR:HG21	2.19	0.42
1:E:290:CYS:O	1:E:294:ARG:NH1	2.53	0.42
1:C:290:CYS:O	1:C:294:ARG:NH1	2.53	0.42
1:C:261:VAL:O	1:C:296:TRP:CH2	2.73	0.42
1:B:290:CYS:O	1:B:294:ARG:NH1	2.53	0.42
1:I:263:PRO:HG3	1:L:295:PRO:HG2	2.01	0.42
1:F:292:LEU:HA	1:F:293:PRO:HD3	1.78	0.42
1:G:292:LEU:HA	1:G:293:PRO:HD3	1.78	0.42
1:L:36:SER:HA	1:L:80:PHE:CE1	2.55	0.42
1:D:36:SER:HA	1:D:80:PHE:CE1	2.55	0.42
1:I:331:ARG:HA	1:I:334:VAL:HG13	2.01	0.42
1:F:290:CYS:O	1:F:294:ARG:NH1	2.53	0.42
1:F:290:CYS:HA	1:F:291:PRO:HD3	1.87	0.42
1:L:290:CYS:O	1:L:294:ARG:NH1	2.53	0.42
1:B:263:PRO:HG3	1:C:295:PRO:HG2	2.01	0.42
1:J:261:VAL:O	1:J:296:TRP:CH2	2.73	0.42
1:E:223:TYR:CZ	1:E:225:GLU:HG2	2.54	0.42
1:K:223:TYR:CZ	1:K:225:GLU:HG2	2.55	0.42
1:K:254:VAL:HG12	1:K:258:ARG:HD2	2.01	0.42
1:E:36:SER:HA	1:E:80:PHE:CE1	2.55	0.42
1:H:92:VAL:HA	1:H:93:PRO:HD3	1.88	0.42
1:F:36:SER:HA	1:F:80:PHE:CE1	2.55	0.42
1:I:193:PRO:O	1:I:237:GLY:HA2	2.19	0.42
1:B:254:VAL:HG12	1:B:258:ARG:HD2	2.01	0.42
1:A:36:SER:HA	1:A:80:PHE:CE1	2.55	0.42
1:H:160:SER:O	1:H:161:ALA:C	2.57	0.42
1:F:201:ARG:HH22	1:G:3:HIS:CD2	2.37	0.42
1:D:52:THR:CG2	1:D:53:GLU:N	2.83	0.42
1:G:290:CYS:O	1:G:294:ARG:NH1	2.53	0.42

*Continued on next page...*

*Continued from previous page...*

Atom-1	Atom-2	Interatomic distance (Å)	Clash overlap (Å)
1:I:290:CYS:O	1:I:294:ARG:NH1	2.53	0.42
1:K:290:CYS:O	1:K:294:ARG:NH1	2.53	0.42
1:B:261:VAL:O	1:B:296:TRP:CH2	2.73	0.42
1:G:245:THR:C	1:G:247:GLU:N	2.73	0.42
1:I:245:THR:C	1:I:247:GLU:N	2.73	0.42
1:E:254:VAL:HG12	1:E:258:ARG:HD2	2.01	0.42
1:D:320:ASN:N	1:D:320:ASN:ND2	2.68	0.42
1:L:66:ALA:O	1:L:101:LYS:HE3	2.20	0.42
1:F:66:ALA:O	1:F:101:LYS:HE3	2.20	0.42
1:J:193:PRO:O	1:J:237:GLY:HA2	2.19	0.42
1:J:160:SER:O	1:J:161:ALA:C	2.57	0.41
1:K:290:CYS:HA	1:K:291:PRO:HD3	1.87	0.41
1:J:264:ALA:N	1:K:258:ARG:O	2.52	0.41
1:E:193:PRO:O	1:E:237:GLY:HA2	2.19	0.41
1:G:193:PRO:O	1:G:237:GLY:HA2	2.19	0.41
1:K:36:SER:HA	1:K:80:PHE:CE1	2.55	0.41
1:H:193:PRO:O	1:H:237:GLY:HA2	2.19	0.41
1:J:61:GLN:HE22	1:J:89:ASP:N	2.10	0.41
1:D:261:VAL:O	1:D:296:TRP:CH2	2.73	0.41
1:L:223:TYR:CZ	1:L:225:GLU:HG2	2.54	0.41
1:A:320:ASN:ND2	1:A:320:ASN:N	2.68	0.41
1:C:66:ALA:O	1:C:101:LYS:HE3	2.20	0.41
1:B:66:ALA:O	1:B:101:LYS:HE3	2.20	0.41
1:F:92:VAL:HA	1:F:93:PRO:HD3	1.88	0.41
1:C:160:SER:O	1:C:161:ALA:C	2.57	0.41
1:H:331:ARG:HA	1:H:334:VAL:HG13	2.01	0.41
1:A:294:ARG:HA	1:A:295:PRO:HD3	1.79	0.41
1:L:254:VAL:HG12	1:L:258:ARG:HD2	2.01	0.41
1:F:223:TYR:CZ	1:F:225:GLU:HG2	2.55	0.41
1:H:66:ALA:O	1:H:101:LYS:HE3	2.20	0.41
1:J:92:VAL:HA	1:J:93:PRO:HD3	1.88	0.41
1:K:120:ASP:HB2	1:L:5:TYR:CZ	2.56	0.41
1:J:58:LEU:O	1:J:61:GLN:HB3	2.21	0.41
1:K:193:PRO:O	1:K:237:GLY:HA2	2.19	0.41
1:A:192:LEU:HA	1:A:193:PRO:HD3	1.77	0.41
1:B:80:PHE:O	1:B:81:HIS:C	2.59	0.41
1:J:66:ALA:O	1:J:101:LYS:HE3	2.20	0.41
1:K:292:LEU:HA	1:K:293:PRO:HD3	1.78	0.41
1:E:92:VAL:HA	1:E:93:PRO:HD3	1.88	0.41
1:A:173:ARG:HD2	1:B:166:GLU:OE2	2.21	0.41
1:E:129:ASP:OD1	1:F:127:GLY:N	2.52	0.41

*Continued on next page...*

*Continued from previous page...*

Atom-1	Atom-2	Interatomic distance (Å)	Clash overlap (Å)
1:I:129:ASP:OD1	1:J:126:GLN:HB2	2.21	0.41
1:J:290:CYS:O	1:J:294:ARG:NH1	2.53	0.41
1:D:223:TYR:CZ	1:D:225:GLU:HG2	2.54	0.41
1:A:223:TYR:CZ	1:A:225:GLU:HG2	2.54	0.41
1:B:36:SER:HA	1:B:80:PHE:CE1	2.55	0.41
1:I:120:ASP:HB2	1:J:5:TYR:CZ	2.56	0.41
1:H:58:LEU:O	1:H:61:GLN:HB3	2.21	0.41
1:D:58:LEU:O	1:D:61:GLN:HB3	2.21	0.41
1:J:331:ARG:HA	1:J:334:VAL:HG13	2.01	0.41
1:F:254:VAL:HG12	1:F:258:ARG:HD2	2.01	0.41
1:A:245:THR:C	1:A:247:GLU:N	2.73	0.41
1:G:320:ASN:ND2	1:G:320:ASN:N	2.68	0.41
1:C:80:PHE:O	1:C:81:HIS:C	2.59	0.41
1:K:145:PHE:HA	1:K:184:VAL:O	2.21	0.41
1:E:145:PHE:HA	1:E:184:VAL:O	2.21	0.41
1:C:58:LEU:O	1:C:61:GLN:HB3	2.21	0.41
1:A:290:CYS:O	1:A:294:ARG:NH1	2.53	0.41
1:D:290:CYS:O	1:D:294:ARG:NH1	2.53	0.41
1:B:320:ASN:ND2	1:B:320:ASN:N	2.68	0.41
1:I:320:ASN:ND2	1:I:320:ASN:N	2.68	0.41
1:G:145:PHE:HA	1:G:184:VAL:O	2.21	0.41
1:H:240:CYS:HA	1:H:241:PRO:HD3	1.83	0.41
1:D:145:PHE:HA	1:D:184:VAL:O	2.21	0.41
1:H:61:GLN:HE22	1:H:89:ASP:N	2.10	0.41
1:H:290:CYS:O	1:H:294:ARG:NH1	2.53	0.41
1:A:52:THR:CG2	1:A:53:GLU:N	2.83	0.41
1:A:262:PRO:HA	1:A:263:PRO:HD3	1.93	0.41
1:A:46:GLN:NE2	1:A:304:ARG:HH21	2.19	0.41
1:K:320:ASN:ND2	1:K:320:ASN:N	2.68	0.41
1:I:145:PHE:HA	1:I:184:VAL:O	2.21	0.41
1:A:145:PHE:HA	1:A:184:VAL:O	2.21	0.41
1:J:240:CYS:HA	1:J:241:PRO:HD3	1.83	0.41
1:L:92:VAL:HA	1:L:93:PRO:HD3	1.88	0.41
1:H:166:GLU:O	1:H:167:ASN:CB	2.58	0.41
1:J:166:GLU:O	1:J:167:ASN:CB	2.58	0.41
1:B:58:LEU:O	1:B:61:GLN:HB3	2.21	0.41
1:E:58:LEU:O	1:E:61:GLN:HB3	2.21	0.41
1:K:58:LEU:O	1:K:61:GLN:HB3	2.21	0.41
1:A:58:LEU:O	1:A:61:GLN:HB3	2.21	0.41
1:J:52:THR:CG2	1:J:53:GLU:N	2.83	0.41
1:D:46:GLN:NE2	1:D:304:ARG:HH21	2.19	0.41

*Continued on next page...*

*Continued from previous page...*

Atom-1	Atom-2	Interatomic distance (Å)	Clash overlap (Å)
1:C:3:HIS:N	1:D:157:ARG:CZ	2.84	0.41
1:L:192:LEU:HA	1:L:193:PRO:HD3	1.77	0.41
1:K:80:PHE:O	1:K:81:HIS:C	2.59	0.41
1:B:240:CYS:HA	1:B:241:PRO:HD3	1.83	0.41
1:G:36:SER:HA	1:G:80:PHE:CE1	2.55	0.41
1:J:36:SER:HA	1:J:80:PHE:CE1	2.55	0.41
1:I:66:ALA:O	1:I:101:LYS:HE3	2.20	0.41
1:E:66:ALA:O	1:E:101:LYS:HE3	2.20	0.41
1:H:36:SER:HA	1:H:80:PHE:CE1	2.55	0.41
1:H:80:PHE:O	1:H:81:HIS:C	2.59	0.41
1:I:208:LYS:NZ	1:L:218:SER:O	2.53	0.41
1:C:171:LEU:HD13	1:C:187:VAL:CG1	2.51	0.41
1:I:36:SER:HA	1:I:80:PHE:CE1	2.55	0.41
1:I:58:LEU:O	1:I:61:GLN:HB3	2.21	0.41
1:G:58:LEU:O	1:G:61:GLN:HB3	2.21	0.41
1:A:261:VAL:O	1:A:296:TRP:CH2	2.73	0.41
1:J:320:ASN:ND2	1:J:320:ASN:N	2.68	0.41
1:C:36:SER:HA	1:C:80:PHE:CE1	2.55	0.41
1:J:292:LEU:HA	1:J:293:PRO:HD3	1.78	0.41
1:F:171:LEU:HD13	1:F:187:VAL:CG1	2.51	0.41
1:C:145:PHE:HA	1:C:184:VAL:O	2.21	0.41
1:G:66:ALA:O	1:G:101:LYS:HE3	2.20	0.41
1:K:171:LEU:HD13	1:K:187:VAL:CG1	2.51	0.41
1:B:69:ARG:NH2	1:B:326:GLU:OE2	2.54	0.40
1:C:166:GLU:HG3	1:C:167:ASN:N	2.37	0.40
1:B:166:GLU:O	1:B:167:ASN:CB	2.58	0.40
1:D:66:ALA:O	1:D:101:LYS:HE3	2.20	0.40
1:L:171:LEU:HD13	1:L:187:VAL:CG1	2.51	0.40
1:A:66:ALA:O	1:A:101:LYS:HE3	2.20	0.40
1:E:171:LEU:HD13	1:E:187:VAL:CG1	2.51	0.40
1:I:52:THR:CG2	1:I:53:GLU:N	2.83	0.40
1:H:320:ASN:N	1:H:320:ASN:ND2	2.68	0.40
1:F:192:LEU:HA	1:F:193:PRO:HD3	1.77	0.40
1:D:80:PHE:O	1:D:81:HIS:C	2.59	0.40
1:E:80:PHE:O	1:E:81:HIS:C	2.59	0.40
1:A:204:TYR:CD1	1:D:4:SER:HB3	2.56	0.40
1:H:272:SER:HB2	1:H:305:ALA:HB2	2.04	0.40
1:H:145:PHE:HA	1:H:184:VAL:O	2.21	0.40
1:D:11:GLU:H	1:D:11:GLU:HG2	1.51	0.40
1:E:166:GLU:HG3	1:E:167:ASN:N	2.37	0.40
1:I:166:GLU:HG3	1:I:167:ASN:N	2.37	0.40

*Continued on next page...*

*Continued from previous page...*

Atom-1	Atom-2	Interatomic distance (Å)	Clash overlap (Å)
1:K:166:GLU:HG3	1:K:167:ASN:N	2.37	0.40
1:I:61:GLN:NE2	1:I:89:ASP:N	2.65	0.40
1:C:46:GLN:NE2	1:C:304:ARG:HH21	2.19	0.40
1:I:4:SER:HB3	1:L:204:TYR:CD1	2.57	0.40
1:C:192:LEU:HA	1:C:193:PRO:HD3	1.77	0.40
1:L:80:PHE:O	1:L:81:HIS:C	2.59	0.40
1:F:80:PHE:O	1:F:81:HIS:C	2.59	0.40
1:K:120:ASP:HB2	1:L:5:TYR:CE1	2.56	0.40
1:B:272:SER:HB2	1:B:305:ALA:HB2	2.04	0.40
1:L:145:PHE:HA	1:L:184:VAL:O	2.21	0.40
1:B:145:PHE:HA	1:B:184:VAL:O	2.21	0.40
1:G:171:LEU:HD13	1:G:187:VAL:CG1	2.51	0.40
1:K:66:ALA:O	1:K:101:LYS:HE3	2.20	0.40
1:B:171:LEU:HD13	1:B:187:VAL:CG1	2.51	0.40
1:C:272:SER:HB2	1:C:305:ALA:HB2	2.04	0.40
1:I:153:LYS:O	1:I:159:PRO:HG3	2.22	0.40
1:G:153:LYS:O	1:G:159:PRO:HG3	2.22	0.40
1:B:166:GLU:HG3	1:B:167:ASN:N	2.37	0.40
1:G:166:GLU:HG3	1:G:167:ASN:N	2.37	0.40
1:F:58:LEU:O	1:F:61:GLN:HB3	2.21	0.40
1:E:290:CYS:HA	1:E:291:PRO:HD3	1.87	0.40
1:F:46:GLN:NE2	1:F:304:ARG:HH21	2.19	0.40
1:L:320:ASN:N	1:L:320:ASN:ND2	2.68	0.40
1:C:320:ASN:ND2	1:C:320:ASN:N	2.68	0.40
1:A:80:PHE:O	1:A:81:HIS:C	2.59	0.40
1:F:145:PHE:HA	1:F:184:VAL:O	2.21	0.40
1:I:171:LEU:HD13	1:I:187:VAL:CG1	2.51	0.40
1:E:126:GLN:HB2	1:F:129:ASP:OD1	2.22	0.40
1:J:272:SER:HB2	1:J:305:ALA:HB2	2.04	0.40
1:L:69:ARG:NH2	1:L:326:GLU:OE2	2.54	0.40
1:C:69:ARG:NH2	1:C:326:GLU:OE2	2.54	0.40
1:L:58:LEU:O	1:L:61:GLN:HB3	2.21	0.40
1:G:52:THR:CG2	1:G:53:GLU:N	2.83	0.40
1:J:204:TYR:CE1	1:K:4:SER:HB3	2.57	0.40
1:F:320:ASN:N	1:F:320:ASN:ND2	2.68	0.40
1:D:192:LEU:HA	1:D:193:PRO:HD3	1.77	0.40
1:J:80:PHE:O	1:J:81:HIS:C	2.59	0.40
1:B:92:VAL:HA	1:B:93:PRO:HD3	1.88	0.40
1:K:92:VAL:HA	1:K:93:PRO:HD3	1.88	0.40
1:J:145:PHE:HA	1:J:184:VAL:O	2.21	0.40

All (11) symmetry-related close contacts are listed below. The label for Atom-2 includes the



symmetry operator and encoded unit-cell translations to be applied.

Atom-1	Atom-2	Interatomic distance (Å)	Clash overlap (Å)
1:B:67:ASP:OD1	1:K:243:LYS:NZ[1_454]	1.57	0.63
1:G:242:ILE:CD1	1:I:50:GLU:OE1[1_565]	1.60	0.60
1:G:50:GLU:OE1	1:I:242:ILE:CD1[1_665]	1.65	0.55
1:D:318:ARG:NH1	1:K:99:GLN:O[1_544]	1.78	0.42
1:D:248:GLU:OE2	1:G:96:ARG:NH2[1_444]	1.93	0.27
1:B:67:ASP:CG	1:K:243:LYS:NZ[1_454]	2.03	0.17
1:C:67:ASP:OD1	1:E:243:LYS:NZ[1_445]	2.06	0.14
1:C:67:ASP:CB	1:E:243:LYS:NZ[1_445]	2.09	0.11
1:C:67:ASP:CG	1:E:243:LYS:NZ[1_445]	2.10	0.10
1:G:50:GLU:CD	1:I:242:ILE:CG2[1_665]	2.11	0.09
1:G:50:GLU:OE2	1:I:242:ILE:CG2[1_665]	2.19	0.01

## 5.3 Torsion angles [i](#)

### 5.3.1 Protein backbone [i](#)

In the following table, the Percentiles column shows the percent Ramachandran outliers of the chain as a percentile score with respect to all X-ray entries followed by that with respect to entries of similar resolution.

The Analysed column shows the number of residues for which the backbone conformation was analysed, and the total number of residues.

Mol	Chain	Analysed	Favoured	Allowed	Outliers	Percentiles	
1	A	340/365 (93%)	313 (92%)	24 (7%)	3 (1%)	21	64
1	B	340/365 (93%)	313 (92%)	24 (7%)	3 (1%)	21	64
1	C	340/365 (93%)	313 (92%)	24 (7%)	3 (1%)	21	64
1	D	340/365 (93%)	313 (92%)	24 (7%)	3 (1%)	21	64
1	E	340/365 (93%)	313 (92%)	24 (7%)	3 (1%)	21	64
1	F	340/365 (93%)	313 (92%)	24 (7%)	3 (1%)	21	64
1	G	340/365 (93%)	313 (92%)	24 (7%)	3 (1%)	21	64
1	H	340/365 (93%)	313 (92%)	24 (7%)	3 (1%)	21	64
1	I	340/365 (93%)	313 (92%)	24 (7%)	3 (1%)	21	64
1	J	340/365 (93%)	313 (92%)	24 (7%)	3 (1%)	21	64
1	K	340/365 (93%)	313 (92%)	24 (7%)	3 (1%)	21	64
1	L	340/365 (93%)	313 (92%)	24 (7%)	3 (1%)	21	64

*Continued on next page...*

*Continued from previous page...*

Mol	Chain	Analysed	Favoured	Allowed	Outliers	Percentiles
All	All	4080/4380 (93%)	3756 (92%)	288 (7%)	36 (1%)	21 64

All (36) Ramachandran outliers are listed below:

Mol	Chain	Res	Type
1	A	49	VAL
1	B	49	VAL
1	C	49	VAL
1	D	49	VAL
1	E	49	VAL
1	F	49	VAL
1	G	49	VAL
1	H	49	VAL
1	I	49	VAL
1	J	49	VAL
1	K	49	VAL
1	L	49	VAL
1	A	6	PRO
1	B	6	PRO
1	C	6	PRO
1	D	6	PRO
1	E	6	PRO
1	F	6	PRO
1	G	6	PRO
1	H	6	PRO
1	I	6	PRO
1	J	6	PRO
1	K	6	PRO
1	L	6	PRO
1	A	158	THR
1	B	158	THR
1	C	158	THR
1	D	158	THR
1	E	158	THR
1	F	158	THR
1	G	158	THR
1	H	158	THR
1	I	158	THR
1	J	158	THR
1	K	158	THR
1	L	158	THR

### 5.3.2 Protein sidechains ⓘ

In the following table, the Percentiles column shows the percent sidechain outliers of the chain as a percentile score with respect to all X-ray entries followed by that with respect to entries of similar resolution.

The Analysed column shows the number of residues for which the sidechain conformation was analysed, and the total number of residues.

Mol	Chain	Analysed	Rotameric	Outliers	Percentiles	
1	A	277/291 (95%)	260 (94%)	17 (6%)	23	61
1	B	277/291 (95%)	260 (94%)	17 (6%)	23	61
1	C	277/291 (95%)	260 (94%)	17 (6%)	23	61
1	D	277/291 (95%)	260 (94%)	17 (6%)	23	61
1	E	277/291 (95%)	260 (94%)	17 (6%)	23	61
1	F	277/291 (95%)	260 (94%)	17 (6%)	23	61
1	G	277/291 (95%)	260 (94%)	17 (6%)	23	61
1	H	277/291 (95%)	260 (94%)	17 (6%)	23	61
1	I	277/291 (95%)	260 (94%)	17 (6%)	23	61
1	J	277/291 (95%)	260 (94%)	17 (6%)	23	61
1	K	277/291 (95%)	260 (94%)	17 (6%)	23	61
1	L	277/291 (95%)	260 (94%)	17 (6%)	23	61
All	All	3324/3492 (95%)	3120 (94%)	204 (6%)	23	61

All (204) residues with a non-rotameric sidechain are listed below:

Mol	Chain	Res	Type
1	A	3	HIS
1	A	6	PRO
1	A	11	GLU
1	A	50	GLU
1	A	54	GLU
1	A	70	VAL
1	A	96	ARG
1	A	107	ILE
1	A	173	ARG
1	A	174	TYR
1	A	245	THR
1	A	294	ARG
1	A	296	TRP
1	A	299	THR

*Continued on next page...*

*Continued from previous page...*

Mol	Chain	Res	Type
1	A	319	ASP
1	A	327	GLU
1	A	334	VAL
1	B	3	HIS
1	B	6	PRO
1	B	11	GLU
1	B	50	GLU
1	B	54	GLU
1	B	70	VAL
1	B	96	ARG
1	B	107	ILE
1	B	173	ARG
1	B	174	TYR
1	B	245	THR
1	B	294	ARG
1	B	296	TRP
1	B	299	THR
1	B	319	ASP
1	B	327	GLU
1	B	334	VAL
1	C	3	HIS
1	C	6	PRO
1	C	11	GLU
1	C	50	GLU
1	C	54	GLU
1	C	70	VAL
1	C	96	ARG
1	C	107	ILE
1	C	173	ARG
1	C	174	TYR
1	C	245	THR
1	C	294	ARG
1	C	296	TRP
1	C	299	THR
1	C	319	ASP
1	C	327	GLU
1	C	334	VAL
1	D	3	HIS
1	D	6	PRO
1	D	11	GLU
1	D	50	GLU
1	D	54	GLU

*Continued on next page...*

*Continued from previous page...*

Mol	Chain	Res	Type
1	D	70	VAL
1	D	96	ARG
1	D	107	ILE
1	D	173	ARG
1	D	174	TYR
1	D	245	THR
1	D	294	ARG
1	D	296	TRP
1	D	299	THR
1	D	319	ASP
1	D	327	GLU
1	D	334	VAL
1	E	3	HIS
1	E	6	PRO
1	E	11	GLU
1	E	50	GLU
1	E	54	GLU
1	E	70	VAL
1	E	96	ARG
1	E	107	ILE
1	E	173	ARG
1	E	174	TYR
1	E	245	THR
1	E	294	ARG
1	E	296	TRP
1	E	299	THR
1	E	319	ASP
1	E	327	GLU
1	E	334	VAL
1	F	3	HIS
1	F	6	PRO
1	F	11	GLU
1	F	50	GLU
1	F	54	GLU
1	F	70	VAL
1	F	96	ARG
1	F	107	ILE
1	F	173	ARG
1	F	174	TYR
1	F	245	THR
1	F	294	ARG
1	F	296	TRP

*Continued on next page...*

*Continued from previous page...*

Mol	Chain	Res	Type
1	F	299	THR
1	F	319	ASP
1	F	327	GLU
1	F	334	VAL
1	G	3	HIS
1	G	6	PRO
1	G	11	GLU
1	G	50	GLU
1	G	54	GLU
1	G	70	VAL
1	G	96	ARG
1	G	107	ILE
1	G	173	ARG
1	G	174	TYR
1	G	245	THR
1	G	294	ARG
1	G	296	TRP
1	G	299	THR
1	G	319	ASP
1	G	327	GLU
1	G	334	VAL
1	H	3	HIS
1	H	6	PRO
1	H	11	GLU
1	H	50	GLU
1	H	54	GLU
1	H	70	VAL
1	H	96	ARG
1	H	107	ILE
1	H	173	ARG
1	H	174	TYR
1	H	245	THR
1	H	294	ARG
1	H	296	TRP
1	H	299	THR
1	H	319	ASP
1	H	327	GLU
1	H	334	VAL
1	I	3	HIS
1	I	6	PRO
1	I	11	GLU
1	I	50	GLU

*Continued on next page...*

*Continued from previous page...*

Mol	Chain	Res	Type
1	I	54	GLU
1	I	70	VAL
1	I	96	ARG
1	I	107	ILE
1	I	173	ARG
1	I	174	TYR
1	I	245	THR
1	I	294	ARG
1	I	296	TRP
1	I	299	THR
1	I	319	ASP
1	I	327	GLU
1	I	334	VAL
1	J	3	HIS
1	J	6	PRO
1	J	11	GLU
1	J	50	GLU
1	J	54	GLU
1	J	70	VAL
1	J	96	ARG
1	J	107	ILE
1	J	173	ARG
1	J	174	TYR
1	J	245	THR
1	J	294	ARG
1	J	296	TRP
1	J	299	THR
1	J	319	ASP
1	J	327	GLU
1	J	334	VAL
1	K	3	HIS
1	K	6	PRO
1	K	11	GLU
1	K	50	GLU
1	K	54	GLU
1	K	70	VAL
1	K	96	ARG
1	K	107	ILE
1	K	173	ARG
1	K	174	TYR
1	K	245	THR
1	K	294	ARG

*Continued on next page...*

*Continued from previous page...*

Mol	Chain	Res	Type
1	K	296	TRP
1	K	299	THR
1	K	319	ASP
1	K	327	GLU
1	K	334	VAL
1	L	3	HIS
1	L	6	PRO
1	L	11	GLU
1	L	50	GLU
1	L	54	GLU
1	L	70	VAL
1	L	96	ARG
1	L	107	ILE
1	L	173	ARG
1	L	174	TYR
1	L	245	THR
1	L	294	ARG
1	L	296	TRP
1	L	299	THR
1	L	319	ASP
1	L	327	GLU
1	L	334	VAL

Some sidechains can be flipped to improve hydrogen bonding and reduce clashes. All (74) such sidechains are listed below:

Mol	Chain	Res	Type
1	A	46	GLN
1	A	61	GLN
1	A	180	GLN
1	A	232	ASN
1	A	283	ASN
1	A	317	GLN
1	A	320	ASN
1	B	46	GLN
1	B	61	GLN
1	B	180	GLN
1	B	232	ASN
1	B	283	ASN
1	B	320	ASN
1	C	46	GLN
1	C	61	GLN
1	C	180	GLN

*Continued on next page...*



*Continued from previous page...*

Mol	Chain	Res	Type
1	C	232	ASN
1	C	283	ASN
1	C	320	ASN
1	D	46	GLN
1	D	61	GLN
1	D	180	GLN
1	D	232	ASN
1	D	283	ASN
1	D	320	ASN
1	E	46	GLN
1	E	61	GLN
1	E	180	GLN
1	E	232	ASN
1	E	283	ASN
1	E	320	ASN
1	F	46	GLN
1	F	61	GLN
1	F	180	GLN
1	F	232	ASN
1	F	283	ASN
1	F	320	ASN
1	G	3	HIS
1	G	46	GLN
1	G	61	GLN
1	G	180	GLN
1	G	232	ASN
1	G	283	ASN
1	G	320	ASN
1	H	46	GLN
1	H	61	GLN
1	H	180	GLN
1	H	232	ASN
1	H	283	ASN
1	H	320	ASN
1	I	46	GLN
1	I	61	GLN
1	I	180	GLN
1	I	232	ASN
1	I	283	ASN
1	I	320	ASN
1	J	46	GLN
1	J	61	GLN

*Continued on next page...*

*Continued from previous page...*

Mol	Chain	Res	Type
1	J	180	GLN
1	J	232	ASN
1	J	283	ASN
1	J	320	ASN
1	K	46	GLN
1	K	61	GLN
1	K	180	GLN
1	K	232	ASN
1	K	283	ASN
1	K	320	ASN
1	L	46	GLN
1	L	61	GLN
1	L	180	GLN
1	L	232	ASN
1	L	283	ASN
1	L	320	ASN

### 5.3.3 RNA ⓘ

There are no RNA molecules in this entry.

### 5.4 Non-standard residues in protein, DNA, RNA chains ⓘ

There are no non-standard protein/DNA/RNA residues in this entry.

### 5.5 Carbohydrates ⓘ

There are no carbohydrates in this entry.

### 5.6 Ligand geometry ⓘ

There are no ligands in this entry.

### 5.7 Other polymers ⓘ

There are no such residues in this entry.

## 5.8 Polymer linkage issues ⓘ

There are no chain breaks in this entry.

## 6 Fit of model and data ⓘ

### 6.1 Protein, DNA and RNA chains ⓘ

In the following table, the column labelled ‘#RSRZ> 2’ contains the number (and percentage) of RSRZ outliers, followed by percent RSRZ outliers for the chain as percentile scores relative to all X-ray entries and entries of similar resolution. The OWAB column contains the minimum, median, 95<sup>th</sup> percentile and maximum values of the occupancy-weighted average B-factor per residue. The column labelled ‘Q< 0.9’ lists the number of (and percentage) of residues with an average occupancy less than 0.9.

Mol	Chain	Analysed	<RSRZ>	#RSRZ>2	OWAB(Å <sup>2</sup> )	Q<0.9
1	A	342/365 (93%)	-0.11	9 (2%) 59 29	8, 30, 70, 94	0
1	B	342/365 (93%)	-0.30	2 (0%) 90 73	8, 30, 70, 94	0
1	C	342/365 (93%)	-0.35	1 (0%) 94 84	8, 30, 70, 94	0
1	D	342/365 (93%)	-0.21	4 (1%) 81 55	8, 30, 70, 94	0
1	E	342/365 (93%)	-0.34	0 100 100	8, 30, 70, 94	0
1	F	342/365 (93%)	-0.33	0 100 100	8, 30, 70, 94	0
1	G	342/365 (93%)	-0.21	2 (0%) 90 73	8, 30, 70, 94	0
1	H	342/365 (93%)	-0.29	4 (1%) 81 55	8, 30, 70, 94	0
1	I	342/365 (93%)	-0.12	2 (0%) 90 73	8, 30, 70, 94	0
1	J	342/365 (93%)	-0.32	3 (0%) 85 64	8, 30, 70, 94	0
1	K	342/365 (93%)	-0.30	0 100 100	8, 30, 70, 94	0
1	L	342/365 (93%)	-0.29	0 100 100	8, 30, 70, 94	0
All	All	4104/4380 (93%)	-0.26	27 (0%) 89 70	8, 30, 72, 94	0

All (27) RSRZ outliers are listed below:

Mol	Chain	Res	Type	RSRZ
1	I	50	GLU	3.1
1	A	315	ARG	3.0
1	C	158	THR	2.8
1	J	48	GLY	2.8
1	A	319	ASP	2.7
1	A	49	VAL	2.7
1	A	311	LEU	2.7
1	G	4	SER	2.7
1	A	53	GLU	2.6
1	A	50	GLU	2.6
1	D	51	ASN	2.5

*Continued on next page...*

*Continued from previous page...*

Mol	Chain	Res	Type	RSRZ
1	D	241	PRO	2.5
1	D	3	HIS	2.5
1	H	158	THR	2.5
1	I	3	HIS	2.5
1	B	45	SER	2.4
1	J	158	THR	2.3
1	B	158	THR	2.3
1	H	3	HIS	2.3
1	G	50	GLU	2.2
1	D	317	GLN	2.2
1	A	51	ASN	2.2
1	H	4	SER	2.2
1	A	330	LYS	2.2
1	H	48	GLY	2.1
1	J	3	HIS	2.0
1	A	317	GLN	2.0

## 6.2 Non-standard residues in protein, DNA, RNA chains [i](#)

There are no non-standard protein/DNA/RNA residues in this entry.

## 6.3 Carbohydrates [i](#)

There are no carbohydrates in this entry.

## 6.4 Ligands [i](#)

There are no ligands in this entry.

## 6.5 Other polymers [i](#)

There are no such residues in this entry.