



Full wwPDB X-ray Structure Validation Report ⓘ

Feb 1, 2016 – 06:40 AM GMT

PDB ID : 2XQ1
Title : Crystal structure of peroxisomal catalase from the yeast *Hansenula polymorpha*
Authors : Penya-Soler, E.; Vega, M.C.; Wilmanns, M.; Williams, C.P.
Deposited on : 2010-08-31
Resolution : 2.90 Å(reported)

This is a Full wwPDB X-ray Structure Validation Report for a publicly released PDB entry.
We welcome your comments at validation@mail.wwpdb.org
A user guide is available at
<http://wwpdb.org/validation/2016/XrayValidationReportHelp>
with specific help available everywhere you see the ⓘ symbol.

The following versions of software and data (see [references ⓘ](#)) were used in the production of this report:

MolProbity : 4.02b-467
Mogul : 1.7 (RC4), CSD as536be (2015)
Xtriage (Phenix) : 1.9-1692
EDS : rb-20026688
Percentile statistics : 20151230.v01 (using entries in the PDB archive December 30th 2015)
Refmac : 5.8.0135
CCP4 : 6.5.0
Ideal geometry (proteins) : Engh & Huber (2001)
Ideal geometry (DNA, RNA) : Parkinson et al. (1996)
Validation Pipeline (wwPDB-VP) : trunk26865

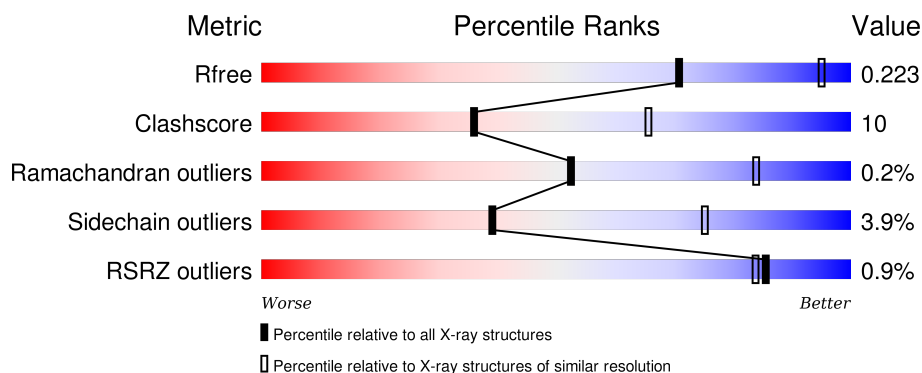
1 Overall quality at a glance

The following experimental techniques were used to determine the structure:

X-RAY DIFFRACTION

The reported resolution of this entry is 2.90 Å.

Percentile scores (ranging between 0-100) for global validation metrics of the entry are shown in the following graphic. The table shows the number of entries on which the scores are based.



Metric	Whole archive (#Entries)	Similar resolution (#Entries, resolution range(Å))
R_{free}	91344	1451 (2.90-2.90)
Clashscore	102246	1668 (2.90-2.90)
Ramachandran outliers	100387	1630 (2.90-2.90)
Sidechain outliers	100360	1632 (2.90-2.90)
RSRZ outliers	91569	1456 (2.90-2.90)

The table below summarises the geometric issues observed across the polymeric chains and their fit to the electron density. The red, orange, yellow and green segments on the lower bar indicate the fraction of residues that contain outliers for ≥ 3 , 2, 1 and 0 types of geometric quality criteria. A grey segment represents the fraction of residues that are not modelled. The numeric value for each fraction is indicated below the corresponding segment, with a dot representing fractions $\leq 5\%$. The upper red bar (where present) indicates the fraction of residues that have poor fit to the electron density. The numeric value is given above the bar.

Mol	Chain	Length	Quality of chain
1	A	509	<div> <div>76%</div> <div>20%</div> <div>• •</div> </div>
1	B	509	<div> <div>%</div> <div>77%</div> <div>19%</div> <div>• •</div> </div>
1	C	509	<div> <div>76%</div> <div>20%</div> <div>•</div> </div>
1	D	509	<div> <div>78%</div> <div>18%</div> <div>• •</div> </div>
1	E	509	<div> <div>%</div> <div>73%</div> <div>22%</div> <div>• •</div> </div>

Continued on next page...

Continued from previous page...

Mol	Chain	Length	Quality of chain
1	F	509	<div><div><div>%</div><div><div></div><div>74%</div><div>22%</div><div></div></div><div></div></div></div>
1	G	509	<div><div><div>2%</div><div><div></div><div>73%</div><div>21%</div><div></div></div><div></div></div></div>
1	H	509	<div><div><div>%</div><div><div></div><div>75%</div><div>20%</div><div></div></div><div></div></div></div>
1	I	509	<div><div><div></div><div><div></div><div>75%</div><div>20%</div><div></div></div><div></div></div></div>
1	J	509	<div><div><div>%</div><div><div></div><div>73%</div><div>22%</div><div></div></div><div></div></div></div>
1	K	509	<div><div><div>%</div><div><div></div><div>76%</div><div>19%</div><div></div></div><div></div></div></div>
1	L	509	<div><div><div>%</div><div><div></div><div>75%</div><div>20%</div><div></div></div><div></div></div></div>
1	M	509	<div><div><div>2%</div><div><div></div><div>77%</div><div>19%</div><div></div></div><div></div></div></div>
1	N	509	<div><div><div>%</div><div><div></div><div>72%</div><div>23%</div><div></div></div><div></div></div></div>
1	O	509	<div><div><div>%</div><div><div></div><div>79%</div><div>17%</div><div></div></div><div></div></div></div>
1	P	509	<div><div><div>%</div><div><div></div><div>75%</div><div>20%</div><div></div></div><div></div></div></div>

2 Entry composition

There are 3 unique types of molecules in this entry. The entry contains 63839 atoms, of which 0 are hydrogens and 0 are deuteriums.

In the tables below, the ZeroOcc column contains the number of atoms modelled with zero occupancy, the AltConf column contains the number of residues with at least one atom in alternate conformation and the Trace column contains the number of residues modelled with at most 2 atoms.

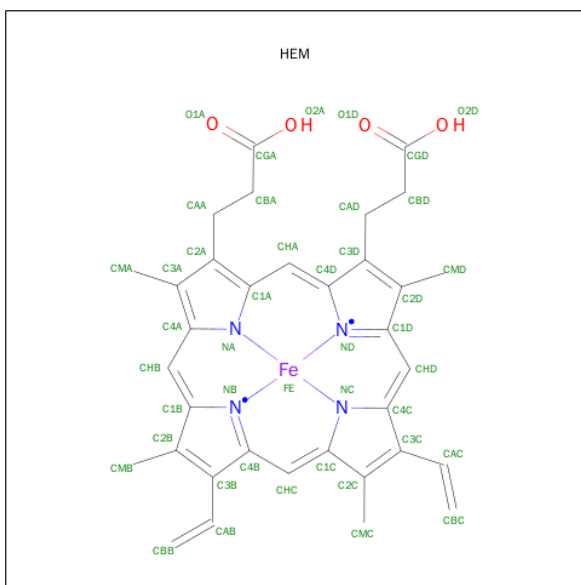
- Molecule 1 is a protein called PEROXISOMAL CATALASE.

Mol	Chain	Residues	Atoms					ZeroOcc	AltConf	Trace
1	A	491	Total	C	N	O	S	0	0	0
			3925	2517	664	731	13			
1	B	494	Total	C	N	O	S	0	0	0
			3953	2532	671	737	13			
1	C	492	Total	C	N	O	S	0	0	0
			3960	2536	672	739	13			
1	D	494	Total	C	N	O	S	0	0	0
			3959	2534	673	739	13			
1	E	490	Total	C	N	O	S	0	0	0
			3947	2527	670	737	13			
1	F	494	Total	C	N	O	S	0	0	0
			3950	2529	671	737	13			
1	G	491	Total	C	N	O	S	0	0	0
			3951	2531	671	736	13			
1	H	487	Total	C	N	O	S	0	0	0
			3922	2511	666	732	13			
1	I	491	Total	C	N	O	S	0	0	0
			3959	2534	672	740	13			
1	J	491	Total	C	N	O	S	0	0	0
			3943	2525	670	735	13			
1	K	490	Total	C	N	O	S	0	0	0
			3949	2529	670	737	13			
1	L	489	Total	C	N	O	S	0	0	0
			3933	2519	669	732	13			
1	M	491	Total	C	N	O	S	0	0	0
			3945	2526	671	735	13			
1	N	491	Total	C	N	O	S	0	0	0
			3945	2522	669	741	13			
1	O	493	Total	C	N	O	S	0	0	0
			3957	2534	673	737	13			
1	P	491	Total	C	N	O	S	0	0	0
			3931	2518	668	732	13			

There are 32 discrepancies between the modelled and reference sequences:

Chain	Residue	Modelled	Actual	Comment	Reference
A	-1	GLY	-	EXPRESSION TAG	UNP P30263
A	0	ALA	-	EXPRESSION TAG	UNP P30263
B	-1	GLY	-	EXPRESSION TAG	UNP P30263
B	0	ALA	-	EXPRESSION TAG	UNP P30263
C	-1	GLY	-	EXPRESSION TAG	UNP P30263
C	0	ALA	-	EXPRESSION TAG	UNP P30263
D	-1	GLY	-	EXPRESSION TAG	UNP P30263
D	0	ALA	-	EXPRESSION TAG	UNP P30263
E	-1	GLY	-	EXPRESSION TAG	UNP P30263
E	0	ALA	-	EXPRESSION TAG	UNP P30263
F	-1	GLY	-	EXPRESSION TAG	UNP P30263
F	0	ALA	-	EXPRESSION TAG	UNP P30263
G	-1	GLY	-	EXPRESSION TAG	UNP P30263
G	0	ALA	-	EXPRESSION TAG	UNP P30263
H	-1	GLY	-	EXPRESSION TAG	UNP P30263
H	0	ALA	-	EXPRESSION TAG	UNP P30263
I	-1	GLY	-	EXPRESSION TAG	UNP P30263
I	0	ALA	-	EXPRESSION TAG	UNP P30263
J	-1	GLY	-	EXPRESSION TAG	UNP P30263
J	0	ALA	-	EXPRESSION TAG	UNP P30263
K	-1	GLY	-	EXPRESSION TAG	UNP P30263
K	0	ALA	-	EXPRESSION TAG	UNP P30263
L	-1	GLY	-	EXPRESSION TAG	UNP P30263
L	0	ALA	-	EXPRESSION TAG	UNP P30263
M	-1	GLY	-	EXPRESSION TAG	UNP P30263
M	0	ALA	-	EXPRESSION TAG	UNP P30263
N	-1	GLY	-	EXPRESSION TAG	UNP P30263
N	0	ALA	-	EXPRESSION TAG	UNP P30263
O	-1	GLY	-	EXPRESSION TAG	UNP P30263
O	0	ALA	-	EXPRESSION TAG	UNP P30263
P	-1	GLY	-	EXPRESSION TAG	UNP P30263
P	0	ALA	-	EXPRESSION TAG	UNP P30263

- Molecule 2 is PROTOPORPHYRIN IX CONTAINING FE (three-letter code: HEM) (formula: $C_{34}H_{32}FeN_4O_4$).



Mol	Chain	Residues	Atoms					ZeroOcc	AltConf
2	B	1	Total 43	C 34	Fe 1	N 4	O 4	0	0
2	C	1	Total 43	C 34	Fe 1	N 4	O 4	0	0
2	D	1	Total 43	C 34	Fe 1	N 4	O 4	0	0
2	E	1	Total 43	C 34	Fe 1	N 4	O 4	0	0
2	F	1	Total 43	C 34	Fe 1	N 4	O 4	0	0
2	G	1	Total 43	C 34	Fe 1	N 4	O 4	0	0
2	H	1	Total 43	C 34	Fe 1	N 4	O 4	0	0
2	I	1	Total 43	C 34	Fe 1	N 4	O 4	0	0
2	J	1	Total 43	C 34	Fe 1	N 4	O 4	0	0
2	K	1	Total 43	C 34	Fe 1	N 4	O 4	0	0
2	L	1	Total 43	C 34	Fe 1	N 4	O 4	0	0
2	M	1	Total 43	C 34	Fe 1	N 4	O 4	0	0
2	N	1	Total 43	C 34	Fe 1	N 4	O 4	0	0
2	O	1	Total 43	C 34	Fe 1	N 4	O 4	0	0

Continued on next page...

Continued from previous page...

Mol	Chain	Residues	Atoms					ZeroOcc	AltConf
2	P	1	Total	C	Fe	N	O	0	0
			43	34	1	4	4		

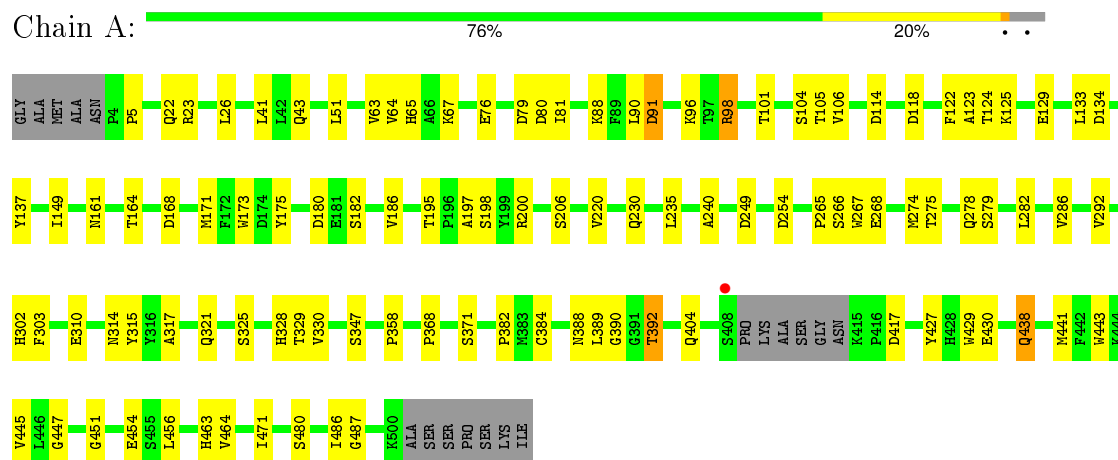
- Molecule 3 is water.

Mol	Chain	Residues	Atoms		ZeroOcc	AltConf
3	A	5	Total	O	0	0
			5	5		
3	B	7	Total	O	0	0
			7	7		
3	C	4	Total	O	0	0
			4	4		
3	D	6	Total	O	0	0
			6	6		
3	E	3	Total	O	0	0
			3	3		
3	F	6	Total	O	0	0
			6	6		
3	G	3	Total	O	0	0
			3	3		
3	H	2	Total	O	0	0
			2	2		
3	I	4	Total	O	0	0
			4	4		
3	J	6	Total	O	0	0
			6	6		
3	K	1	Total	O	0	0
			1	1		
3	L	6	Total	O	0	0
			6	6		
3	M	2	Total	O	0	0
			2	2		
3	N	1	Total	O	0	0
			1	1		
3	O	6	Total	O	0	0
			6	6		
3	P	3	Total	O	0	0
			3	3		

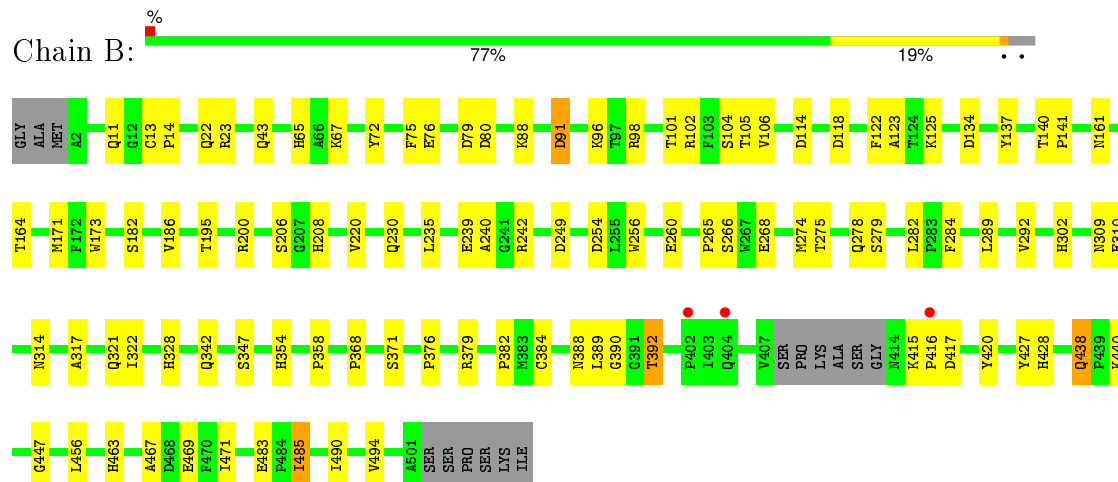
3 Residue-property plots

These plots are drawn for all protein, RNA and DNA chains in the entry. The first graphic for a chain summarises the proportions of errors displayed in the second graphic. The second graphic shows the sequence view annotated by issues in geometry and electron density. Residues are color-coded according to the number of geometric quality criteria for which they contain at least one outlier: green = 0, yellow = 1, orange = 2 and red = 3 or more. A red dot above a residue indicates a poor fit to the electron density ($RSRZ > 2$). Stretches of 2 or more consecutive residues without any outlier are shown as a green connector. Residues present in the sample, but not in the model, are shown in grey.

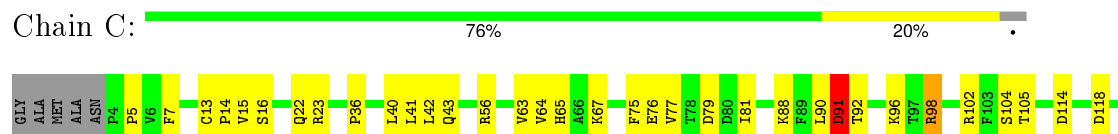
• Molecule 1: PEROXISOMAL CATALASE

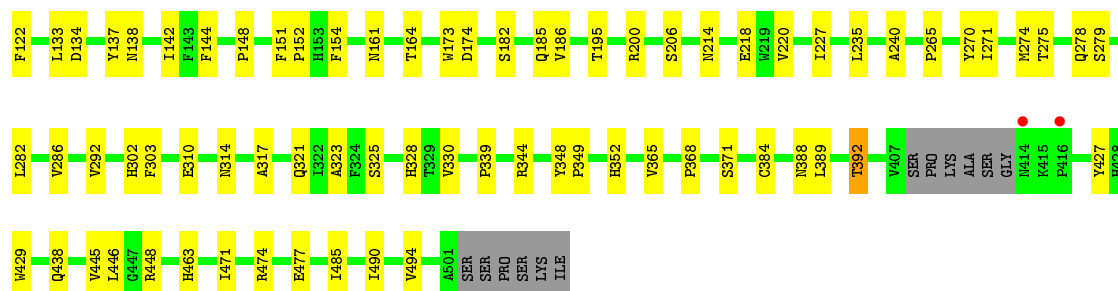


• Molecule 1: PEROXISOMAL CATALASE



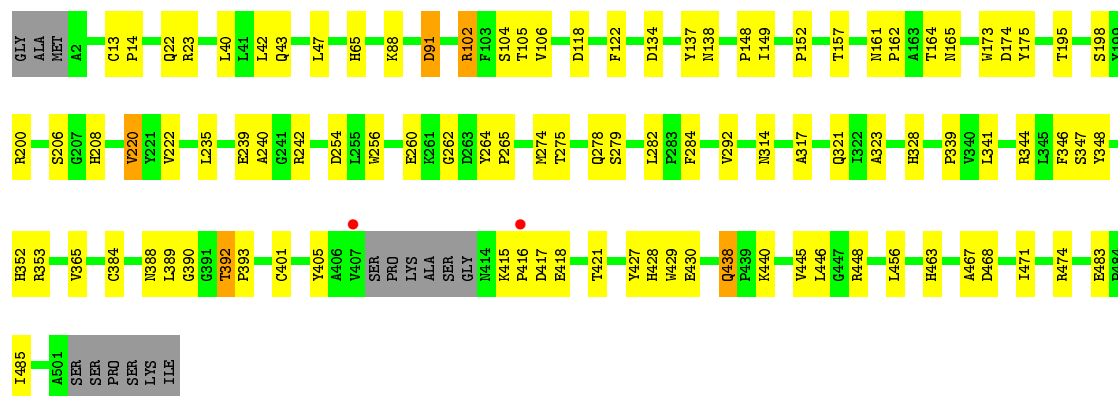
• Molecule 1: PEROXISOMAL CATALASE





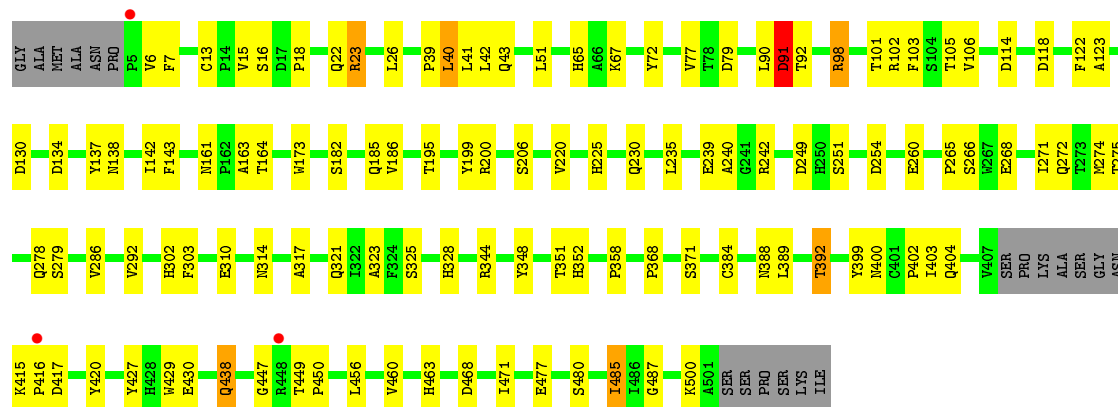
• Molecule 1: PEROXISOMAL CATALASE

Chain D: 78% 18% . .



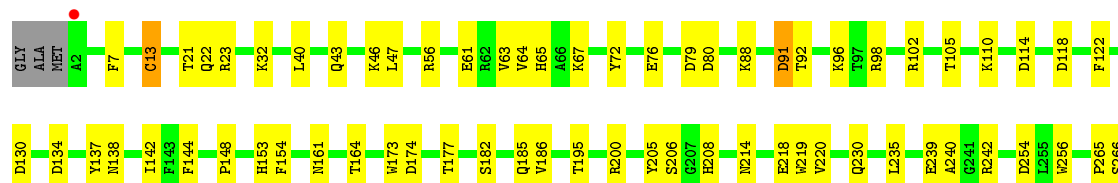
• Molecule 1: PEROXISOMAL CATALASE

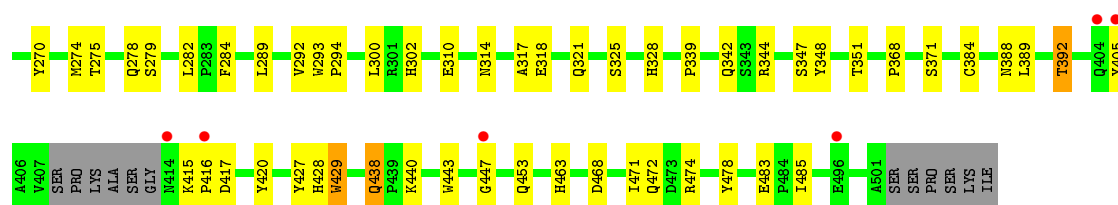
Chain E: 73% 22% . .



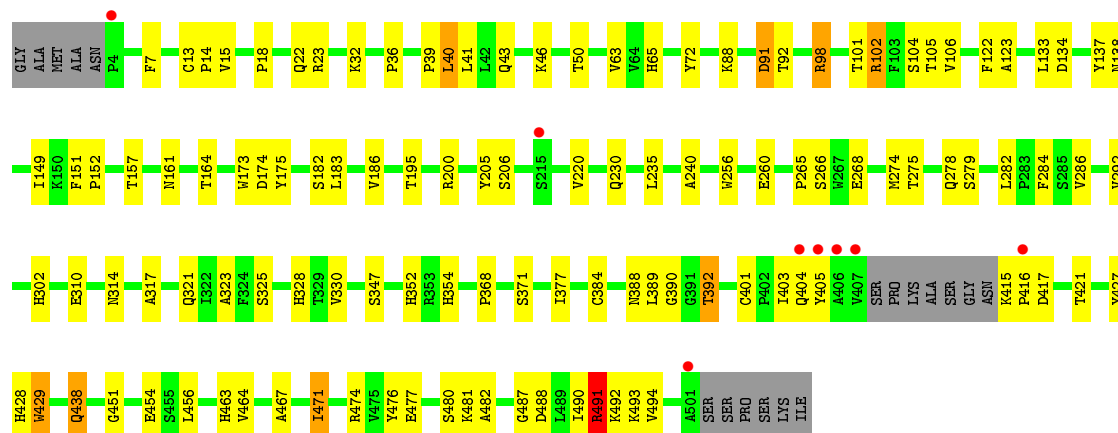
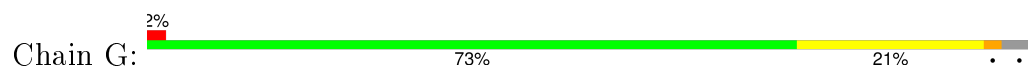
• Molecule 1: PEROXISOMAL CATALASE

Chain F: 74% 22% . .

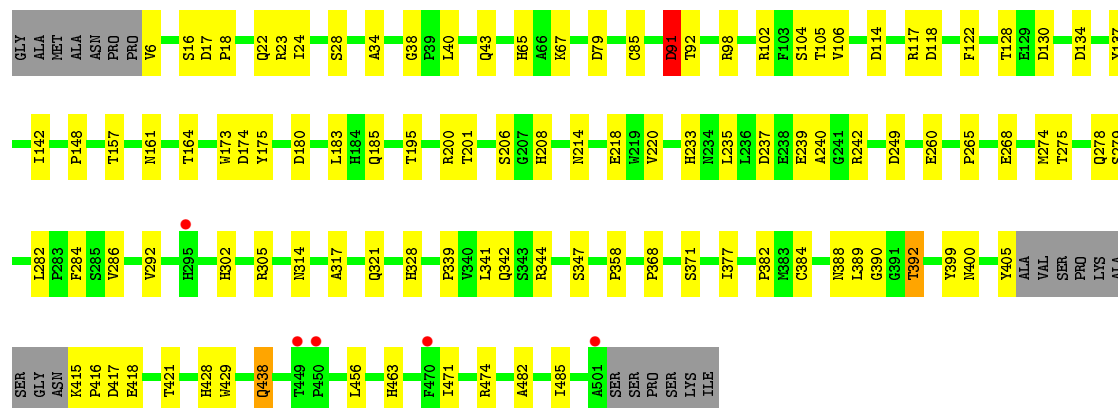
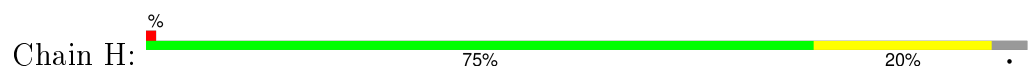




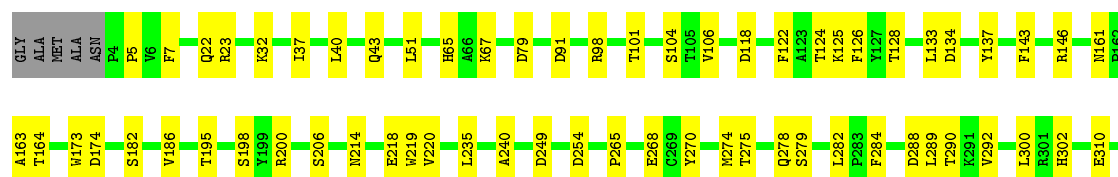
• Molecule 1: PEROXISOMAL CATALASE

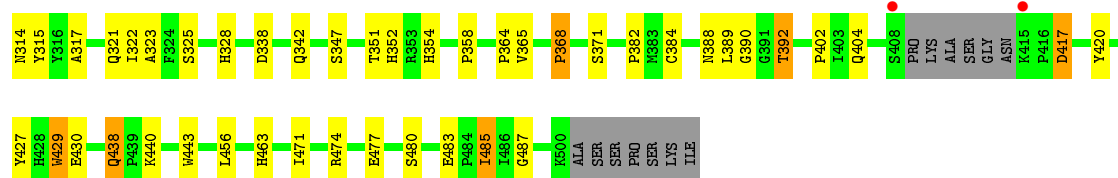


• Molecule 1: PEROXISOMAL CATALASE

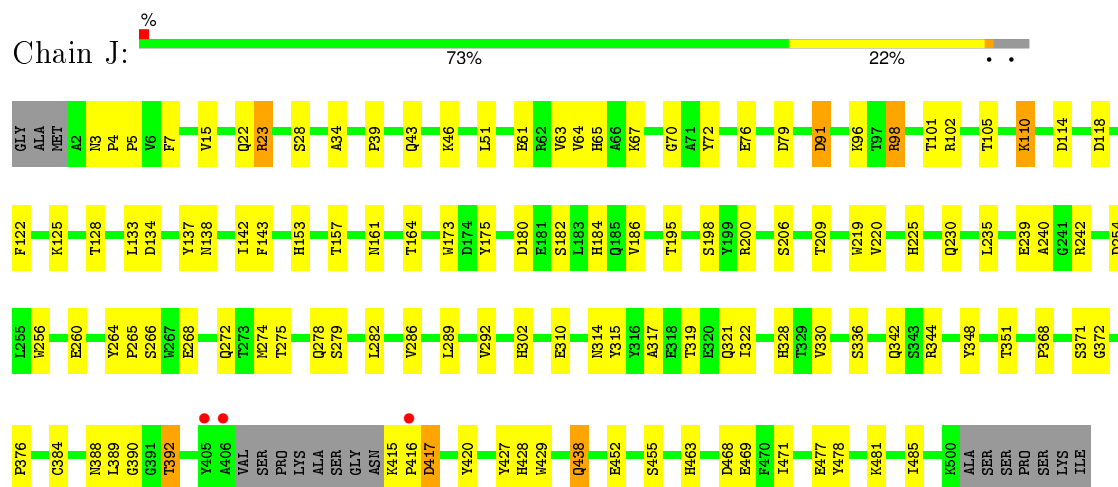


• Molecule 1: PEROXISOMAL CATALASE

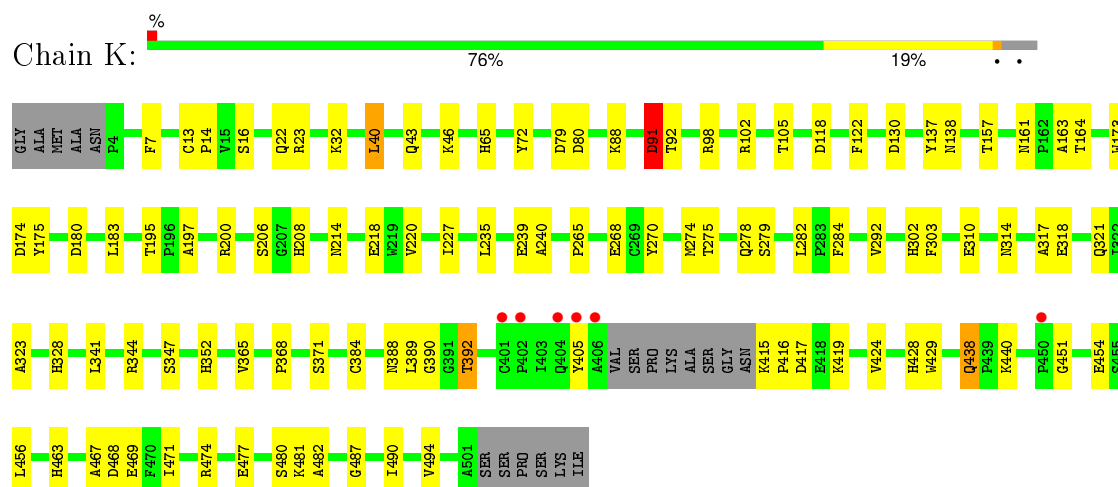




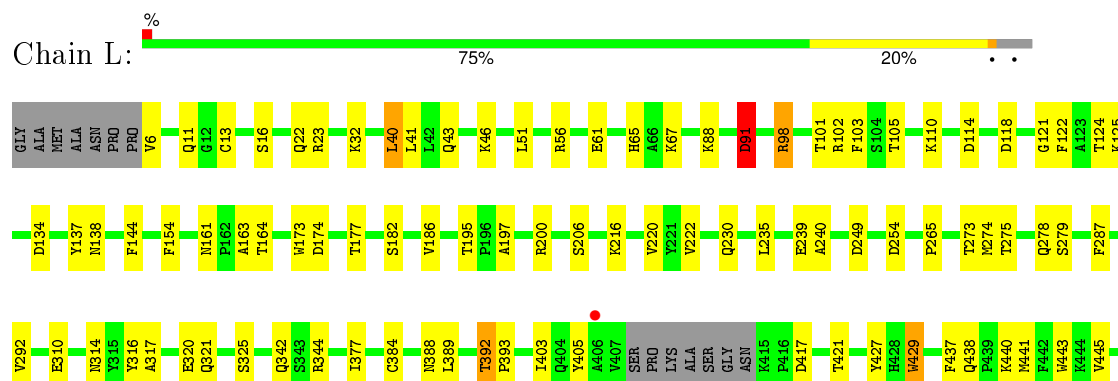
• Molecule 1: PEROXISOMAL CATALASE

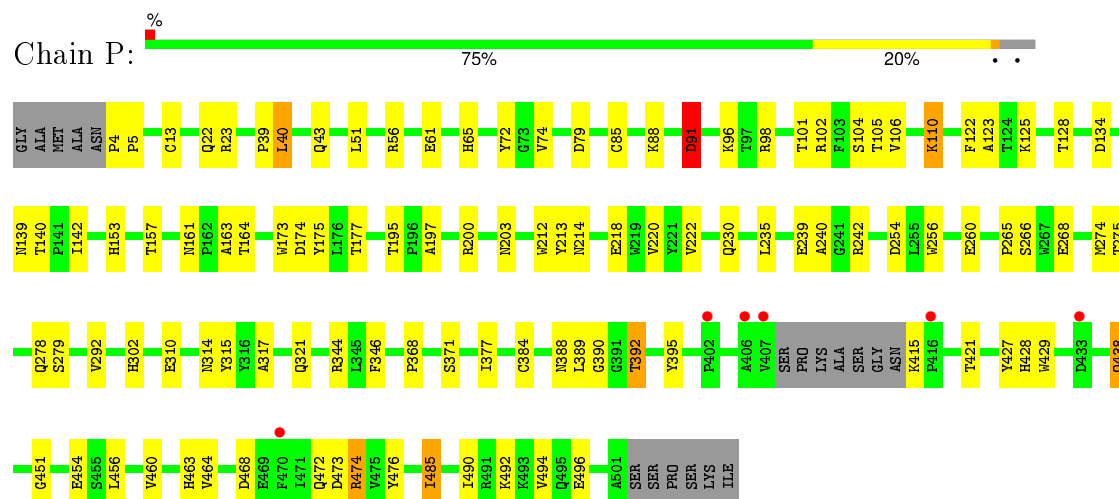


• Molecule 1: PEROXISOMAL CATALASE



• Molecule 1: PEROXISOMAL CATALASE





4 Data and refinement statistics

Property	Value	Source
Space group	P 1 21 1	Depositor
Cell constants a, b, c, α , β , γ	132.52Å 196.68Å 170.85Å 90.00° 92.85° 90.00°	Depositor
Resolution (Å)	20.00 – 2.90 19.99 – 2.90	Depositor EDS
% Data completeness (in resolution range)	100.0 (20.00-2.90) 100.0 (19.99-2.90)	Depositor EDS
R_{merge}	0.12	Depositor
R_{sym}	(Not available)	Depositor
$\langle I/\sigma(I) \rangle$ ¹	2.16 (at 2.88Å)	Xtriage
Refinement program	REFMAC 5.5.0109	Depositor
R, R_{free}	0.191 , 0.223 0.193 , 0.223	Depositor DCC
R_{free} test set	976 reflections (0.51%)	DCC
Wilson B-factor (Å ²)	47.6	Xtriage
Anisotropy	0.050	Xtriage
Bulk solvent k_{sol} (e/Å ³), B_{sol} (Å ²)	0.29 , 25.1	EDS
Estimated twinning fraction	0.018 for h,-k,-l	Xtriage
L-test for twinning ²	$\langle L \rangle = 0.48$, $\langle L^2 \rangle = 0.31$	Xtriage
Outliers	0 of 192394 reflections	Xtriage
F_o, F_c correlation	0.93	EDS
Total number of atoms	63839	wwPDB-VP
Average B, all atoms (Å ²)	42.0	wwPDB-VP

Xtriage's analysis on translational NCS is as follows: *The largest off-origin peak in the Patterson function is 2.20% of the height of the origin peak. No significant pseudotranslation is detected.*

¹Intensities estimated from amplitudes.

²Theoretical values of $\langle |L| \rangle$, $\langle L^2 \rangle$ for acentric reflections are 0.5, 0.375 respectively for untwinned datasets, and 0.333, 0.2 for perfectly twinned datasets.

5 Model quality [i](#)

5.1 Standard geometry [i](#)

Bond lengths and bond angles in the following residue types are not validated in this section: HEM

The Z score for a bond length (or angle) is the number of standard deviations the observed value is removed from the expected value. A bond length (or angle) with $|Z| > 5$ is considered an outlier worth inspection. RMSZ is the root-mean-square of all Z scores of the bond lengths (or angles).

Mol	Chain	Bond lengths		Bond angles	
		RMSZ	# Z >5	RMSZ	# Z >5
1	A	0.68	0/4052	0.73	0/5523
1	B	0.69	0/4080	0.74	1/5562 (0.0%)
1	C	0.71	0/4087	0.74	1/5566 (0.0%)
1	D	0.70	0/4086	0.76	4/5568 (0.1%)
1	E	0.71	1/4073 (0.0%)	0.74	1/5545 (0.0%)
1	F	0.69	0/4077	0.72	0/5557
1	G	0.74	2/4078 (0.0%)	0.80	3/5553 (0.1%)
1	H	0.72	1/4047 (0.0%)	0.73	0/5511
1	I	0.73	0/4086	0.75	1/5563 (0.0%)
1	J	0.72	0/4070	0.75	1/5545 (0.0%)
1	K	0.70	0/4076	0.73	3/5550 (0.1%)
1	L	0.72	0/4058	0.74	0/5525
1	M	0.69	0/4072	0.69	0/5545
1	N	0.72	0/4071	0.72	2/5547 (0.0%)
1	O	0.67	0/4084	0.72	2/5562 (0.0%)
1	P	0.72	0/4058	0.70	0/5529
All	All	0.71	4/65155 (0.0%)	0.74	19/88751 (0.0%)

Chiral center outliers are detected by calculating the chiral volume of a chiral center and verifying if the center is modelled as a planar moiety or with the opposite hand. A planarity outlier is detected by checking planarity of atoms in a peptide group, atoms in a mainchain group or atoms of a sidechain that are expected to be planar.

Mol	Chain	#Chirality outliers	#Planarity outliers
1	A	0	1
1	B	0	1
1	E	0	1
1	F	0	1
1	G	0	1
All	All	0	5

All (4) bond length outliers are listed below:

Mol	Chain	Res	Type	Atoms	Z	Observed(Å)	Ideal(Å)
1	G	491	ARG	CZ-NH1	10.08	1.46	1.33
1	E	242	ARG	CZ-NH1	5.75	1.40	1.33
1	G	491	ARG	CD-NE	5.14	1.55	1.46
1	H	85	CYS	CB-SG	-5.00	1.73	1.81

All (19) bond angle outliers are listed below:

Mol	Chain	Res	Type	Atoms	Z	Observed(°)	Ideal(°)
1	G	491	ARG	NE-CZ-NH2	19.03	129.82	120.30
1	G	491	ARG	NH1-CZ-NH2	-9.82	108.59	119.40
1	D	353	ARG	NE-CZ-NH2	-7.18	116.71	120.30
1	K	102	ARG	NE-CZ-NH2	-6.89	116.86	120.30
1	D	353	ARG	NE-CZ-NH1	6.02	123.31	120.30
1	K	102	ARG	NE-CZ-NH1	5.77	123.19	120.30
1	I	365	VAL	CB-CA-C	-5.66	100.64	111.40
1	D	102	ARG	NE-CZ-NH2	-5.49	117.55	120.30
1	D	365	VAL	CB-CA-C	-5.42	101.11	111.40
1	O	102	ARG	NE-CZ-NH2	-5.39	117.60	120.30
1	N	350	ASP	CB-CG-OD1	-5.38	113.46	118.30
1	B	171	MET	CA-CB-CG	5.26	122.25	113.30
1	C	365	VAL	CB-CA-C	-5.26	101.40	111.40
1	K	365	VAL	CB-CA-C	-5.15	101.61	111.40
1	J	23	ARG	NE-CZ-NH1	5.09	122.85	120.30
1	N	365	VAL	CB-CA-C	-5.08	101.74	111.40
1	E	23	ARG	NE-CZ-NH1	5.07	122.83	120.30
1	G	102	ARG	NE-CZ-NH2	-5.02	117.79	120.30
1	O	102	ARG	NE-CZ-NH1	5.02	122.81	120.30

There are no chirality outliers.

All (5) planarity outliers are listed below:

Mol	Chain	Res	Type	Group
1	A	447	GLY	Peptide
1	B	447	GLY	Peptide
1	E	447	GLY	Peptide
1	F	447	GLY	Peptide
1	G	491	ARG	Sidechain

5.2 Too-close contacts

In the following table, the Non-H and H(model) columns list the number of non-hydrogen atoms and hydrogen atoms in the chain respectively. The H(added) column lists the number of hydrogen atoms added and optimized by MolProbity. The Clashes column lists the number of clashes within the asymmetric unit, whereas Symm-Clashes lists symmetry related clashes.

Mol	Chain	Non-H	H(model)	H(added)	Clashes	Symm-Clashes
1	A	3925	0	3662	79	0
1	B	3953	0	3696	75	0
1	C	3960	0	3734	80	0
1	D	3959	0	3716	76	0
1	E	3947	0	3720	96	0
1	F	3950	0	3693	91	0
1	G	3951	0	3725	87	0
1	H	3922	0	3690	73	0
1	I	3959	0	3735	84	0
1	J	3943	0	3703	89	0
1	K	3949	0	3725	77	0
1	L	3933	0	3706	79	0
1	M	3945	0	3719	81	0
1	N	3945	0	3691	91	0
1	O	3957	0	3726	64	0
1	P	3931	0	3687	85	0
2	B	43	0	30	6	0
2	C	43	0	30	6	0
2	D	43	0	30	4	0
2	E	43	0	30	5	0
2	F	43	0	30	3	0
2	G	43	0	30	3	0
2	H	43	0	30	5	0
2	I	43	0	30	1	0
2	J	43	0	30	5	0
2	K	43	0	30	6	0
2	L	43	0	30	6	0
2	M	43	0	30	3	0
2	N	43	0	30	5	0
2	O	43	0	30	5	0
2	P	43	0	30	3	0
3	A	5	0	0	0	0
3	B	7	0	0	2	0
3	C	4	0	0	1	0
3	D	6	0	0	0	0
3	E	3	0	0	0	0
3	F	6	0	0	0	0

Continued on next page...

Continued from previous page...

Mol	Chain	Non-H	H(model)	H(added)	Clashes	Symm-Clashes
3	G	3	0	0	0	0
3	H	2	0	0	0	0
3	I	4	0	0	1	0
3	J	6	0	0	3	0
3	K	1	0	0	1	0
3	L	6	0	0	0	0
3	M	2	0	0	0	0
3	N	1	0	0	0	0
3	O	6	0	0	0	0
3	P	3	0	0	1	0
All	All	63839	0	59778	1190	0

The all-atom clashscore is defined as the number of clashes found per 1000 atoms (including hydrogen atoms). The all-atom clashscore for this structure is 10.

All (1190) close contacts within the same asymmetric unit are listed below, sorted by their clash magnitude.

Atom-1	Atom-2	Interatomic distance (Å)	Clash overlap (Å)
1:M:292:VAL:H	1:M:438:GLN:HE22	1.07	1.02
1:H:292:VAL:H	1:H:438:GLN:HE22	1.11	0.95
1:D:274:MET:CE	1:D:279:SER:HA	1.96	0.95
1:L:292:VAL:H	1:L:438:GLN:HE22	1.07	0.94
1:H:314:ASN:HD22	1:H:317:ALA:H	1.15	0.94
1:P:292:VAL:H	1:P:438:GLN:HE22	1.15	0.94
1:M:274:MET:HE3	1:M:279:SER:HA	1.50	0.94
1:A:314:ASN:HD22	1:A:317:ALA:H	1.12	0.94
1:I:274:MET:CE	1:I:279:SER:HA	1.98	0.93
1:G:314:ASN:HD22	1:G:317:ALA:H	1.17	0.93
1:N:314:ASN:HD22	1:N:317:ALA:H	1.16	0.92
1:I:314:ASN:HD22	1:I:317:ALA:H	1.13	0.92
1:F:274:MET:CE	1:F:279:SER:HA	2.00	0.91
1:F:274:MET:HE3	1:F:279:SER:HA	1.50	0.91
1:E:274:MET:HE3	1:E:279:SER:HA	1.53	0.91
1:K:292:VAL:H	1:K:438:GLN:HE22	1.18	0.90
1:C:292:VAL:H	1:C:438:GLN:HE22	1.19	0.90
1:E:195:THR:HG21	1:E:240:ALA:HB2	1.54	0.89
1:J:274:MET:CE	1:J:279:SER:HA	2.02	0.89
1:N:102:ARG:HD3	2:N:1503:HEM:O1D	1.73	0.89
1:I:292:VAL:H	1:I:438:GLN:HE22	1.19	0.88
1:G:292:VAL:H	1:G:438:GLN:HE22	1.16	0.88
1:M:292:VAL:H	1:M:438:GLN:NE2	1.71	0.88

Continued on next page...

Continued from previous page...

Atom-1	Atom-2	Interatomic distance (Å)	Clash overlap (Å)
1:A:22:GLN:NE2	1:A:43:GLN:HE21	1.72	0.88
1:E:274:MET:CE	1:E:279:SER:HA	2.04	0.87
1:D:292:VAL:H	1:D:438:GLN:HE22	1.22	0.87
1:K:138:ASN:ND2	2:K:1503:HEM:HAC	1.90	0.87
1:O:200:ARG:HG2	1:O:265:PRO:HB3	1.57	0.86
1:B:314:ASN:HD22	1:B:317:ALA:H	1.17	0.86
1:E:314:ASN:HD22	1:E:317:ALA:H	1.17	0.86
1:K:195:THR:HG21	1:K:240:ALA:HB2	1.56	0.86
1:N:292:VAL:H	1:N:438:GLN:HE22	1.24	0.86
1:J:314:ASN:HD22	1:J:317:ALA:H	1.23	0.86
1:H:195:THR:HG21	1:H:240:ALA:HB2	1.56	0.85
1:I:274:MET:HE3	1:I:279:SER:HA	1.56	0.85
1:F:314:ASN:HD22	1:F:317:ALA:H	1.25	0.85
1:C:275:THR:OG1	1:C:278:GLN:HG3	1.76	0.85
1:J:292:VAL:H	1:J:438:GLN:HE22	1.25	0.85
1:K:274:MET:CE	1:K:279:SER:HA	2.06	0.84
1:C:274:MET:HE3	1:C:279:SER:HA	1.59	0.84
1:L:161:ASN:HD22	1:L:164:THR:H	1.24	0.84
1:P:314:ASN:HD22	1:P:317:ALA:H	1.22	0.83
1:I:161:ASN:HD22	1:I:164:THR:H	1.23	0.83
1:O:314:ASN:HD22	1:O:317:ALA:H	1.26	0.83
1:G:22:GLN:NE2	1:G:43:GLN:HE21	1.77	0.83
1:K:314:ASN:HD22	1:K:317:ALA:H	1.26	0.83
1:N:274:MET:CE	1:N:279:SER:HA	2.09	0.82
1:L:22:GLN:NE2	1:L:43:GLN:HE21	1.77	0.82
1:P:274:MET:HE3	1:P:279:SER:HA	1.61	0.82
1:G:161:ASN:HD22	1:G:164:THR:H	1.27	0.82
1:D:274:MET:HE3	1:D:279:SER:HA	1.60	0.82
1:K:274:MET:HE3	1:K:279:SER:HA	1.60	0.82
1:B:292:VAL:H	1:B:438:GLN:HE22	1.28	0.82
1:M:274:MET:CE	1:M:279:SER:HA	2.09	0.82
1:L:292:VAL:H	1:L:438:GLN:NE2	1.78	0.82
1:O:292:VAL:H	1:O:438:GLN:HE22	1.26	0.81
1:O:274:MET:CE	1:O:279:SER:HA	2.11	0.81
1:A:389:LEU:O	1:A:392:THR:OG1	1.97	0.81
1:P:102:ARG:HD3	2:P:1503:HEM:O1D	1.80	0.81
1:B:195:THR:HG21	1:B:240:ALA:HB2	1.62	0.81
1:J:274:MET:HE3	1:J:279:SER:HA	1.61	0.80
1:I:314:ASN:HD21	1:J:388:ASN:HD22	1.30	0.80
1:O:195:THR:HG21	1:O:240:ALA:HB2	1.63	0.80
1:H:292:VAL:H	1:H:438:GLN:NE2	1.79	0.80

Continued on next page...

Continued from previous page...

Atom-1	Atom-2	Interatomic distance (Å)	Clash overlap (Å)
1:O:274:MET:HE3	1:O:279:SER:HA	1.63	0.80
1:H:275:THR:OG1	1:H:278:GLN:HG3	1.82	0.80
1:C:274:MET:CE	1:C:279:SER:HA	2.11	0.80
1:N:195:THR:HG22	1:N:235:LEU:HB2	1.63	0.80
1:E:292:VAL:H	1:E:438:GLN:HE22	1.29	0.79
1:G:274:MET:CE	1:G:279:SER:HA	2.12	0.79
1:D:314:ASN:HD22	1:D:317:ALA:H	1.30	0.79
1:K:292:VAL:H	1:K:438:GLN:NE2	1.79	0.79
1:L:314:ASN:HD22	1:L:317:ALA:H	1.29	0.79
1:B:274:MET:HE3	1:B:279:SER:HA	1.65	0.79
1:P:22:GLN:NE2	1:P:43:GLN:HE21	1.81	0.79
1:A:292:VAL:H	1:A:438:GLN:HE22	1.29	0.79
1:D:195:THR:HG21	1:D:240:ALA:HB2	1.63	0.78
1:I:292:VAL:HG22	1:I:438:GLN:NE2	1.98	0.78
1:A:314:ASN:ND2	1:A:317:ALA:H	1.80	0.78
1:G:292:VAL:H	1:G:438:GLN:NE2	1.82	0.78
1:N:274:MET:HE3	1:N:279:SER:HA	1.66	0.77
1:E:22:GLN:HE22	1:E:43:GLN:HE21	1.32	0.77
1:A:161:ASN:HD22	1:A:164:THR:H	1.32	0.77
1:H:344:ARG:NH1	2:H:1503:HEM:HBC2	1.99	0.77
1:B:22:GLN:NE2	1:B:43:GLN:HE21	1.83	0.77
1:F:292:VAL:H	1:F:438:GLN:HE22	1.31	0.77
1:H:200:ARG:HG2	1:H:265:PRO:HB3	1.66	0.77
1:C:200:ARG:HG2	1:C:265:PRO:HB3	1.68	0.76
1:C:22:GLN:NE2	1:C:43:GLN:HE21	1.83	0.76
1:L:195:THR:HG21	1:L:240:ALA:HB2	1.66	0.76
1:A:195:THR:HG21	1:A:240:ALA:HB2	1.67	0.76
1:P:161:ASN:HD22	1:P:164:THR:H	1.32	0.76
1:M:102:ARG:HD3	2:M:1503:HEM:O1D	1.85	0.75
1:M:161:ASN:HD22	1:M:164:THR:H	1.34	0.75
1:G:314:ASN:ND2	1:G:317:ALA:H	1.83	0.75
1:C:321:GLN:HE22	1:D:384:CYS:H	1.32	0.75
1:M:195:THR:HG21	1:M:240:ALA:HB2	1.66	0.75
1:H:161:ASN:HD22	1:H:164:THR:H	1.31	0.75
1:E:22:GLN:NE2	1:E:43:GLN:HE21	1.83	0.75
1:K:314:ASN:HD21	1:L:388:ASN:HD22	1.32	0.75
1:H:274:MET:CE	1:H:279:SER:HA	2.16	0.75
1:M:22:GLN:NE2	1:M:43:GLN:HE21	1.85	0.75
1:C:292:VAL:H	1:C:438:GLN:NE2	1.85	0.74
1:I:292:VAL:H	1:I:438:GLN:NE2	1.85	0.74
1:C:274:MET:HE1	1:C:282:LEU:HD22	1.68	0.74

Continued on next page...

Continued from previous page...

Atom-1	Atom-2	Interatomic distance (Å)	Clash overlap (Å)
1:B:161:ASN:HD22	1:B:164:THR:H	1.35	0.74
1:P:195:THR:HG22	1:P:235:LEU:HB2	1.69	0.74
1:B:274:MET:HE1	1:B:282:LEU:HD22	1.68	0.74
1:A:274:MET:CE	1:A:279:SER:HA	2.18	0.74
1:P:344:ARG:NH1	2:P:1503:HEM:HBC2	2.02	0.74
1:N:161:ASN:HD22	1:N:164:THR:H	1.36	0.74
1:K:384:CYS:H	1:L:321:GLN:HE22	1.36	0.74
1:O:22:GLN:NE2	1:O:43:GLN:HE21	1.85	0.73
1:N:195:THR:HG21	1:N:240:ALA:HB2	1.70	0.73
1:E:314:ASN:ND2	1:E:317:ALA:H	1.85	0.73
1:M:195:THR:HG22	1:M:235:LEU:HB2	1.69	0.73
1:K:161:ASN:HD22	1:K:164:THR:H	1.35	0.73
1:I:22:GLN:NE2	1:I:43:GLN:HE21	1.87	0.72
1:C:195:THR:HG21	1:C:240:ALA:HB2	1.70	0.72
1:E:161:ASN:HD22	1:E:164:THR:H	1.35	0.72
1:M:314:ASN:HD22	1:M:317:ALA:H	1.35	0.72
1:N:292:VAL:H	1:N:438:GLN:NE2	1.87	0.72
1:M:389:LEU:O	1:M:392:THR:OG1	2.08	0.72
1:B:274:MET:CE	1:B:279:SER:HA	2.20	0.72
2:C:1503:HEM:HBB2	2:C:1503:HEM:HMB2	1.71	0.72
1:K:79:ASP:OD2	1:K:302:HIS:HD2	1.72	0.72
1:B:96:LYS:H	1:E:404:GLN:NE2	1.88	0.72
1:I:314:ASN:ND2	1:I:317:ALA:H	1.85	0.71
1:N:88:LYS:O	1:N:91:ASP:HB2	1.90	0.71
1:E:384:CYS:H	1:F:321:GLN:HE22	1.38	0.71
1:C:314:ASN:HD22	1:C:317:ALA:H	1.37	0.71
1:N:314:ASN:ND2	1:N:317:ALA:H	1.88	0.71
1:P:274:MET:CE	1:P:279:SER:HA	2.20	0.71
1:L:138:ASN:ND2	2:L:1503:HEM:HAC	2.05	0.71
1:I:200:ARG:HG2	1:I:265:PRO:HB3	1.71	0.70
1:H:314:ASN:ND2	1:H:317:ALA:H	1.88	0.70
1:O:388:ASN:HD22	1:P:314:ASN:HD21	1.39	0.70
1:I:22:GLN:HE22	1:I:43:GLN:HE21	1.39	0.70
1:N:368:PRO:O	1:N:371:SER:O	2.10	0.70
1:F:214:ASN:HD21	1:F:218:GLU:HB2	1.56	0.70
1:G:274:MET:HE3	1:G:279:SER:HA	1.74	0.70
1:N:200:ARG:HG2	1:N:265:PRO:HB3	1.73	0.70
1:J:161:ASN:HD22	1:J:164:THR:H	1.39	0.70
1:P:235:LEU:HD22	1:P:239:GLU:HG2	1.73	0.70
1:D:292:VAL:H	1:D:438:GLN:NE2	1.89	0.70
1:K:200:ARG:HG2	1:K:265:PRO:HB3	1.74	0.70

Continued on next page...

Continued from previous page...

Atom-1	Atom-2	Interatomic distance (Å)	Clash overlap (Å)
3:I:2001:HOH:O	1:J:125:LYS:HE3	1.91	0.70
1:G:389:LEU:O	1:G:392:THR:OG1	2.09	0.70
1:J:389:LEU:O	1:J:392:THR:OG1	2.10	0.69
1:J:368:PRO:O	1:J:371:SER:O	2.09	0.69
1:J:195:THR:HG21	1:J:240:ALA:HB2	1.74	0.69
1:M:200:ARG:HD3	1:M:254:ASP:OD2	1.92	0.69
1:P:292:VAL:H	1:P:438:GLN:NE2	1.87	0.69
1:I:389:LEU:O	1:I:392:THR:OG1	2.10	0.69
1:D:389:LEU:O	1:D:392:THR:OG1	2.11	0.69
1:J:195:THR:HG22	1:J:235:LEU:HB2	1.74	0.69
1:E:389:LEU:O	1:E:392:THR:OG1	2.10	0.69
1:O:161:ASN:HD22	1:O:164:THR:H	1.37	0.69
1:A:388:ASN:HD22	1:B:314:ASN:HD21	1.40	0.69
1:J:292:VAL:H	1:J:438:GLN:NE2	1.90	0.69
1:L:22:GLN:HE22	1:L:43:GLN:HE21	1.38	0.69
1:F:22:GLN:NE2	1:F:43:GLN:HE21	1.91	0.69
1:L:173:TRP:HE1	1:L:463:HIS:HD2	1.38	0.69
1:G:195:THR:HG21	1:G:240:ALA:HB2	1.75	0.69
1:O:358:PRO:HG2	1:O:382:PRO:HG2	1.74	0.69
1:E:195:THR:HG22	1:E:235:LEU:HB2	1.74	0.68
1:N:22:GLN:NE2	1:N:43:GLN:HE21	1.90	0.68
1:A:275:THR:OG1	1:A:278:GLN:HG3	1.92	0.68
1:O:292:VAL:H	1:O:438:GLN:NE2	1.91	0.68
1:I:314:ASN:ND2	1:J:388:ASN:HD22	1.90	0.68
1:B:292:VAL:H	1:B:438:GLN:NE2	1.91	0.68
1:C:138:ASN:ND2	2:C:1503:HEM:HAC	2.08	0.68
1:G:200:ARG:HG2	1:G:265:PRO:HB3	1.76	0.68
1:N:389:LEU:O	1:N:392:THR:OG1	2.10	0.68
1:E:292:VAL:H	1:E:438:GLN:NE2	1.91	0.68
1:A:182:SER:O	1:A:186:VAL:HG23	1.93	0.67
1:J:67:LYS:HE2	1:J:114:ASP:OD1	1.94	0.67
1:B:11:GLN:OE1	3:B:2001:HOH:O	2.11	0.67
1:K:314:ASN:ND2	1:K:317:ALA:H	1.93	0.67
1:E:235:LEU:HD22	1:E:239:GLU:HG2	1.76	0.67
1:B:389:LEU:O	1:B:392:THR:OG1	2.12	0.67
1:C:314:ASN:HD21	1:D:388:ASN:HD22	1.43	0.67
1:L:102:ARG:HD3	2:L:1503:HEM:O1D	1.94	0.67
1:G:138:ASN:ND2	2:G:1503:HEM:HAC	2.11	0.66
1:I:195:THR:HG21	1:I:240:ALA:HB2	1.77	0.66
1:G:274:MET:HE1	1:G:282:LEU:HD22	1.76	0.66
1:P:490:ILE:O	1:P:494:VAL:HG23	1.95	0.66

Continued on next page...

Continued from previous page...

Atom-1	Atom-2	Interatomic distance (Å)	Clash overlap (Å)
1:J:102:ARG:HD3	2:J:1503:HEM:O1D	1.96	0.66
1:I:275:THR:OG1	1:I:278:GLN:HG3	1.95	0.66
1:M:376:PRO:HD2	1:N:7:PHE:CE1	2.30	0.66
1:C:384:CYS:H	1:D:321:GLN:HE22	1.42	0.66
1:B:368:PRO:O	1:B:371:SER:O	2.13	0.66
1:C:344:ARG:NH1	2:C:1503:HEM:HBC2	2.11	0.66
1:B:173:TRP:HE1	1:B:463:HIS:HD2	1.44	0.66
1:F:102:ARG:HD3	2:F:1503:HEM:O1D	1.95	0.66
1:B:102:ARG:HD3	2:B:1503:HEM:O1D	1.96	0.66
1:K:22:GLN:NE2	1:K:43:GLN:HE21	1.92	0.66
1:M:275:THR:OG1	1:M:278:GLN:HG3	1.96	0.66
1:G:476:TYR:CE2	1:G:491:ARG:HG3	2.31	0.66
1:O:314:ASN:ND2	1:O:317:ALA:H	1.92	0.65
1:G:321:GLN:HE22	1:H:384:CYS:H	1.42	0.65
1:J:200:ARG:HD3	1:J:254:ASP:OD2	1.96	0.65
1:F:88:LYS:O	1:F:91:ASP:HB2	1.96	0.65
1:C:388:ASN:HD22	1:D:314:ASN:HD21	1.45	0.65
1:L:314:ASN:ND2	1:L:317:ALA:H	1.95	0.65
1:F:274:MET:HE1	1:F:282:LEU:HD22	1.78	0.64
1:I:388:ASN:HD22	1:J:314:ASN:HD21	1.44	0.64
1:F:468:ASP:O	1:F:472:GLN:HG3	1.97	0.64
1:M:368:PRO:O	1:M:371:SER:O	2.15	0.64
1:E:200:ARG:HG2	1:E:265:PRO:HB3	1.79	0.64
1:B:195:THR:HG22	1:B:235:LEU:HB2	1.78	0.64
1:B:22:GLN:HE22	1:B:43:GLN:HE21	1.45	0.64
1:F:292:VAL:H	1:F:438:GLN:NE2	1.96	0.64
1:E:275:THR:OG1	1:E:278:GLN:HG3	1.97	0.64
1:A:22:GLN:HB3	1:A:41:LEU:HD12	1.79	0.64
1:H:22:GLN:NE2	1:H:43:GLN:HE21	1.96	0.64
1:H:274:MET:HE2	1:H:279:SER:HA	1.77	0.64
1:A:388:ASN:HD22	1:B:314:ASN:ND2	1.96	0.64
1:P:314:ASN:ND2	1:P:317:ALA:H	1.94	0.64
1:L:274:MET:HE3	1:L:279:SER:HA	1.80	0.64
1:D:427:TYR:OH	1:D:430:GLU:HG2	1.98	0.64
1:C:389:LEU:O	1:C:392:THR:OG1	2.16	0.64
1:D:22:GLN:NE2	1:D:43:GLN:HE21	1.95	0.64
1:D:275:THR:OG1	1:D:278:GLN:HG3	1.97	0.64
1:J:314:ASN:ND2	1:J:317:ALA:H	1.94	0.64
1:D:274:MET:HE3	1:D:279:SER:CA	2.27	0.63
1:P:292:VAL:HG22	1:P:438:GLN:NE2	2.12	0.63
1:N:275:THR:OG1	1:N:278:GLN:HG3	1.99	0.63

Continued on next page...

Continued from previous page...

Atom-1	Atom-2	Interatomic distance (Å)	Clash overlap (Å)
1:F:314:ASN:ND2	1:F:317:ALA:H	1.97	0.63
1:M:314:ASN:ND2	1:M:317:ALA:H	1.95	0.63
1:D:161:ASN:HD22	1:D:164:THR:H	1.45	0.63
1:A:195:THR:HG22	1:A:235:LEU:HB2	1.79	0.63
1:I:351:THR:HG21	2:I:1503:HEM:HBA1	1.80	0.63
1:F:389:LEU:O	1:F:392:THR:OG1	2.15	0.63
1:A:314:ASN:ND2	1:B:388:ASN:HD22	1.97	0.63
1:A:274:MET:HE3	1:A:279:SER:HA	1.79	0.63
1:L:274:MET:CE	1:L:279:SER:HA	2.29	0.63
1:M:65:HIS:HA	1:M:105:THR:O	1.98	0.63
1:O:275:THR:OG1	1:O:278:GLN:HG3	1.99	0.63
1:M:274:MET:HE3	1:M:279:SER:CA	2.27	0.63
1:I:314:ASN:HB2	1:J:390:GLY:HA2	1.80	0.63
1:K:161:ASN:ND2	1:K:163:ALA:H	1.97	0.63
1:O:384:CYS:H	1:P:321:GLN:HE22	1.45	0.63
1:M:214:ASN:HD21	1:M:218:GLU:HB2	1.64	0.63
1:G:314:ASN:HD21	1:H:388:ASN:HD22	1.47	0.63
1:F:214:ASN:ND2	1:F:218:GLU:HB2	2.13	0.63
1:O:125:LYS:HE3	3:P:2001:HOH:O	1.97	0.63
1:F:144:PHE:CD2	1:F:154:PHE:CZ	2.87	0.63
1:I:195:THR:HG22	1:I:235:LEU:HB2	1.80	0.63
1:G:182:SER:O	1:G:186:VAL:HG23	1.99	0.63
1:B:65:HIS:HA	1:B:105:THR:O	1.97	0.63
1:J:478:TYR:O	1:J:481:LYS:HB2	1.99	0.62
1:K:314:ASN:ND2	1:L:388:ASN:HD22	1.97	0.62
1:P:344:ARG:HH12	2:P:1503:HEM:HBC2	1.63	0.62
1:L:274:MET:HE2	1:L:279:SER:CB	2.29	0.62
1:F:195:THR:HG22	1:F:235:LEU:HB2	1.81	0.62
1:K:321:GLN:HE22	1:L:384:CYS:H	1.47	0.62
1:E:321:GLN:HE22	1:F:384:CYS:H	1.47	0.62
1:J:98:ARG:NH2	1:J:310:GLU:OE1	2.33	0.62
1:N:230:GLN:HE22	1:N:266:SER:H	1.45	0.62
1:M:292:VAL:N	1:M:438:GLN:HE22	1.89	0.62
2:B:1503:HEM:CMC	2:B:1503:HEM:HBC2	2.29	0.62
1:H:214:ASN:HD21	1:H:218:GLU:HB2	1.64	0.62
1:D:344:ARG:HG2	1:D:348:TYR:HE1	1.64	0.62
1:I:274:MET:HE3	1:I:279:SER:CA	2.30	0.62
1:K:22:GLN:HE22	1:K:43:GLN:HE21	1.47	0.62
1:F:239:GLU:OE1	1:F:242:ARG:NH1	2.30	0.62
1:G:174:ASP:OD1	1:G:474:ARG:NH2	2.32	0.62
1:A:22:GLN:HE22	1:A:43:GLN:HE21	1.45	0.62

Continued on next page...

Continued from previous page...

Atom-1	Atom-2	Interatomic distance (Å)	Clash overlap (Å)
1:C:195:THR:CG2	1:C:240:ALA:HB2	2.29	0.62
1:I:67:LYS:NZ	1:I:249:ASP:OD1	2.33	0.62
1:E:98:ARG:NH2	1:E:310:GLU:OE1	2.33	0.62
1:P:389:LEU:O	1:P:392:THR:OG1	2.17	0.61
1:N:173:TRP:HE1	1:N:463:HIS:HD2	1.48	0.61
1:E:138:ASN:ND2	2:E:1503:HEM:HAC	2.15	0.61
1:P:65:HIS:CE1	1:P:106:VAL:HG22	2.35	0.61
1:L:468:ASP:O	1:L:472:GLN:HG3	2.00	0.61
1:I:182:SER:O	1:I:186:VAL:HG23	1.99	0.61
1:F:200:ARG:HG2	1:F:265:PRO:HB3	1.83	0.61
1:G:384:CYS:H	1:H:321:GLN:HE22	1.46	0.61
1:D:274:MET:CE	1:D:279:SER:CA	2.77	0.61
1:C:161:ASN:HD22	1:C:164:THR:H	1.46	0.61
1:L:195:THR:HG22	1:L:235:LEU:HB2	1.82	0.61
1:F:173:TRP:HE1	1:F:463:HIS:HD2	1.47	0.61
1:N:65:HIS:HA	1:N:105:THR:O	2.01	0.61
1:E:314:ASN:HD21	1:F:388:ASN:HD22	1.47	0.60
1:C:314:ASN:ND2	1:D:388:ASN:HD22	1.99	0.60
1:C:368:PRO:O	1:C:371:SER:O	2.19	0.60
1:O:388:ASN:HD22	1:P:314:ASN:ND2	1.98	0.60
1:D:200:ARG:HG2	1:D:265:PRO:HB3	1.83	0.60
1:N:79:ASP:OD2	1:N:302:HIS:HD2	1.83	0.60
1:E:134:ASP:OD2	1:E:328:HIS:HD2	1.84	0.60
1:N:235:LEU:HD22	1:N:239:GLU:HG2	1.84	0.60
1:H:79:ASP:OD2	1:H:302:HIS:HD2	1.84	0.60
1:L:441:MET:O	1:L:445:VAL:HG23	2.01	0.60
1:J:138:ASN:ND2	2:J:1503:HEM:HAC	2.16	0.60
1:H:358:PRO:HG2	1:H:382:PRO:HG2	1.82	0.60
1:D:195:THR:HG22	1:D:235:LEU:HB2	1.82	0.60
1:N:65:HIS:CE1	1:N:106:VAL:HG22	2.36	0.60
1:M:399:TYR:CE1	1:M:400:ASN:HB3	2.36	0.60
1:J:79:ASP:OD2	1:J:302:HIS:HD2	1.84	0.60
1:N:138:ASN:ND2	2:N:1503:HEM:HAC	2.17	0.60
1:B:314:ASN:ND2	1:B:317:ALA:H	1.97	0.60
1:E:102:ARG:HD3	2:E:1503:HEM:O1D	2.01	0.60
1:J:427:TYR:CE2	1:J:429:TRP:HA	2.36	0.60
1:E:79:ASP:OD1	1:E:302:HIS:HD2	1.85	0.60
1:I:388:ASN:HD22	1:J:314:ASN:ND2	2.00	0.59
2:J:1503:HEM:HBB2	2:J:1503:HEM:HMB1	1.83	0.59
1:E:195:THR:CG2	1:E:240:ALA:HB2	2.30	0.59
1:K:389:LEU:O	1:K:392:THR:OG1	2.20	0.59

Continued on next page...

Continued from previous page...

Atom-1	Atom-2	Interatomic distance (Å)	Clash overlap (Å)
1:D:88:LYS:O	1:D:91:ASP:HB2	2.02	0.59
1:H:67:LYS:NZ	1:H:249:ASP:OD1	2.36	0.59
1:C:173:TRP:HE1	1:C:463:HIS:HD2	1.48	0.59
1:J:96:LYS:H	1:M:404:GLN:HE22	1.50	0.59
1:C:79:ASP:OD1	1:C:302:HIS:HD2	1.86	0.59
1:K:138:ASN:ND2	2:K:1503:HEM:CAC	2.62	0.59
1:K:415:LYS:HD3	1:K:416:PRO:HD2	1.85	0.59
1:A:314:ASN:HD21	1:B:388:ASN:HD22	1.48	0.59
1:L:200:ARG:HG2	1:L:265:PRO:HB3	1.84	0.59
1:G:195:THR:HG22	1:G:195:THR:O	2.00	0.59
1:F:161:ASN:HD22	1:F:164:THR:H	1.48	0.59
1:C:274:MET:HE3	1:C:279:SER:CA	2.31	0.59
1:N:230:GLN:NE2	1:N:266:SER:H	2.01	0.59
1:H:389:LEU:O	1:H:392:THR:OG1	2.20	0.59
1:H:195:THR:HG22	1:H:235:LEU:HB2	1.85	0.58
1:K:368:PRO:O	1:K:371:SER:O	2.20	0.58
1:H:28:SER:HB2	1:H:34:ALA:HB1	1.85	0.58
1:P:98:ARG:NH2	1:P:310:GLU:OE1	2.36	0.58
1:N:490:ILE:O	1:N:494:VAL:HG23	2.03	0.58
1:K:65:HIS:HA	1:K:105:THR:O	2.03	0.58
1:F:79:ASP:OD2	1:F:302:HIS:HD2	1.85	0.58
1:D:314:ASN:ND2	1:D:317:ALA:H	1.99	0.58
1:P:195:THR:HG21	1:P:240:ALA:HB2	1.84	0.58
1:D:138:ASN:ND2	2:D:1503:HEM:HAC	2.19	0.58
1:B:275:THR:OG1	1:B:278:GLN:HG3	2.03	0.58
1:G:282:LEU:HD23	1:G:284:PHE:CZ	2.39	0.58
1:A:26:LEU:CD2	1:D:418:GLU:HB3	2.34	0.58
1:P:456:LEU:O	1:P:460:VAL:HG23	2.03	0.58
2:D:1503:HEM:HBB2	2:D:1503:HEM:HMB2	1.85	0.58
1:F:195:THR:HG21	1:F:240:ALA:HB2	1.86	0.58
1:G:134:ASP:OD2	1:G:328:HIS:HD2	1.87	0.58
1:M:173:TRP:HE1	1:M:463:HIS:HD2	1.52	0.58
1:M:182:SER:O	1:M:186:VAL:HG23	2.03	0.58
1:E:271:ILE:HG23	1:E:303:PHE:CE1	2.39	0.58
1:F:134:ASP:OD2	1:F:328:HIS:HD2	1.87	0.58
1:I:274:MET:HE1	1:I:282:LEU:HD22	1.85	0.58
1:K:323:ALA:HB1	1:K:352:HIS:CE1	2.39	0.58
1:B:490:ILE:O	1:B:494:VAL:HG23	2.03	0.58
2:E:1503:HEM:HMB1	2:E:1503:HEM:HBB2	1.86	0.57
1:A:321:GLN:HE22	1:B:384:CYS:H	1.52	0.57
1:O:389:LEU:O	1:O:392:THR:OG1	2.22	0.57

Continued on next page...

Continued from previous page...

Atom-1	Atom-2	Interatomic distance (Å)	Clash overlap (Å)
1:M:314:ASN:HB2	1:N:390:GLY:HA2	1.86	0.57
1:O:65:HIS:HA	1:O:105:THR:O	2.03	0.57
1:G:137:TYR:CD1	1:G:206:SER:HA	2.39	0.57
1:P:368:PRO:O	1:P:371:SER:O	2.21	0.57
1:I:274:MET:HE2	1:I:279:SER:CB	2.34	0.57
1:J:256:TRP:CE2	1:K:164:THR:HG22	2.38	0.57
1:C:195:THR:HG22	1:C:235:LEU:HB2	1.86	0.57
1:L:443:TRP:CE2	1:L:453:GLN:NE2	2.73	0.57
1:D:220:VAL:HG22	1:D:274:MET:O	2.03	0.57
1:M:195:THR:CG2	1:M:240:ALA:HB2	2.32	0.57
1:J:22:GLN:NE2	1:J:43:GLN:HE21	2.03	0.57
1:F:368:PRO:O	1:F:371:SER:O	2.21	0.57
1:F:274:MET:HE3	1:F:279:SER:CA	2.27	0.57
1:A:22:GLN:HE21	1:A:43:GLN:HE21	1.52	0.57
1:C:388:ASN:HD22	1:D:314:ASN:ND2	2.02	0.57
1:N:262:GLY:HA2	1:N:264:TYR:CE1	2.39	0.57
1:K:468:ASP:O	1:K:471:ILE:HG22	2.05	0.57
2:B:1503:HEM:HBB2	2:B:1503:HEM:HMB2	1.87	0.57
1:J:275:THR:OG1	1:J:278:GLN:HG3	2.05	0.57
1:L:61:GLU:OE1	1:L:110:LYS:HB2	2.05	0.57
1:I:274:MET:CE	1:I:279:SER:CA	2.77	0.56
1:J:389:LEU:HB3	1:J:392:THR:OG1	2.05	0.56
1:G:292:VAL:N	1:G:438:GLN:HE22	1.96	0.56
1:P:274:MET:HE2	1:P:279:SER:CB	2.35	0.56
1:N:195:THR:HG22	1:N:195:THR:O	2.05	0.56
1:E:173:TRP:HE1	1:E:463:HIS:HD2	1.53	0.56
1:B:239:GLU:OE1	1:B:242:ARG:NH1	2.32	0.56
1:O:230:GLN:HE22	1:O:266:SER:H	1.52	0.56
1:D:274:MET:HE1	1:D:282:LEU:HD22	1.87	0.56
1:N:274:MET:HE1	1:N:282:LEU:HD22	1.86	0.56
1:I:321:GLN:HE22	1:J:384:CYS:H	1.52	0.56
1:A:137:TYR:CD1	1:A:206:SER:HA	2.40	0.56
1:C:151:PHE:HB3	1:C:152:PRO:HD3	1.88	0.56
1:D:157:THR:HG21	1:D:175:TYR:HB2	1.88	0.55
1:L:174:ASP:OD1	1:L:474:ARG:NH2	2.39	0.55
1:O:282:LEU:HD23	1:O:284:PHE:CZ	2.41	0.55
1:A:292:VAL:H	1:A:438:GLN:NE2	2.02	0.55
1:E:468:ASP:O	1:E:471:ILE:HG22	2.05	0.55
1:M:195:THR:HG22	1:M:195:THR:O	2.05	0.55
1:L:200:ARG:HD3	1:L:254:ASP:OD2	2.05	0.55
1:A:98:ARG:NH2	1:A:310:GLU:OE1	2.40	0.55

Continued on next page...

Continued from previous page...

Atom-1	Atom-2	Interatomic distance (Å)	Clash overlap (Å)
1:K:137:TYR:CD1	1:K:206:SER:HA	2.41	0.55
1:B:256:TRP:CE2	1:C:164:THR:HG22	2.41	0.55
1:A:404:GLN:NE2	1:F:96:LYS:H	2.04	0.55
1:M:16:SER:O	1:N:405:TYR:HB3	2.06	0.55
1:G:275:THR:OG1	1:G:278:GLN:HG3	2.05	0.55
2:L:1503:HEM:HMB2	2:L:1503:HEM:HBB2	1.87	0.55
1:J:344:ARG:HG2	1:J:348:TYR:HE1	1.72	0.55
2:B:1503:HEM:HMC2	2:B:1503:HEM:HBC2	1.88	0.55
1:F:134:ASP:OD2	1:F:328:HIS:CD2	2.60	0.55
1:J:182:SER:O	1:J:186:VAL:HG23	2.07	0.55
1:I:137:TYR:CD1	1:I:206:SER:HA	2.42	0.55
1:H:292:VAL:N	1:H:438:GLN:HE22	1.93	0.55
1:O:22:GLN:HE22	1:O:43:GLN:HE21	1.52	0.55
1:L:65:HIS:HA	1:L:105:THR:O	2.07	0.55
1:G:195:THR:HG22	1:G:235:LEU:HB2	1.87	0.54
1:M:134:ASP:OD2	1:M:328:HIS:HD2	1.89	0.54
1:A:200:ARG:HG2	1:A:265:PRO:HB3	1.89	0.54
1:F:65:HIS:HA	1:F:105:THR:O	2.07	0.54
1:A:390:GLY:HA2	1:B:314:ASN:HB2	1.88	0.54
1:G:22:GLN:HE22	1:G:43:GLN:HE21	1.53	0.54
1:P:195:THR:HG22	1:P:195:THR:O	2.05	0.54
1:F:275:THR:OG1	1:F:278:GLN:HG3	2.06	0.54
1:C:134:ASP:OD2	1:C:328:HIS:HD2	1.90	0.54
1:N:473:ASP:HA	1:N:476:TYR:CD2	2.41	0.54
1:D:427:TYR:CE2	1:D:429:TRP:HA	2.42	0.54
1:F:200:ARG:HD3	1:F:254:ASP:OD1	2.08	0.54
1:J:264:TYR:HE2	1:M:400:ASN:HA	1.71	0.54
1:F:440:LYS:NZ	1:F:483:GLU:OE2	2.41	0.54
1:A:173:TRP:HE1	1:A:463:HIS:HD2	1.55	0.54
1:A:451:GLY:HA2	1:A:454:GLU:HG2	1.89	0.54
1:K:490:ILE:O	1:K:494:VAL:HG23	2.06	0.54
1:D:274:MET:HE2	1:D:279:SER:HA	1.88	0.54
1:M:390:GLY:HA2	1:N:314:ASN:HB2	1.90	0.54
1:M:138:ASN:ND2	2:M:1503:HEM:HAC	2.22	0.54
1:E:134:ASP:OD2	1:E:328:HIS:CD2	2.60	0.54
1:I:198:SER:HB2	1:I:254:ASP:OD2	2.07	0.54
1:F:415:LYS:HB3	1:F:416:PRO:CD	2.38	0.54
1:L:389:LEU:O	1:L:392:THR:OG1	2.25	0.54
1:J:342:GLN:HB2	1:K:40:LEU:HD22	1.89	0.54
1:L:292:VAL:N	1:L:438:GLN:HE22	1.90	0.54
1:I:404:GLN:NE2	1:N:96:LYS:H	2.05	0.54

Continued on next page...

Continued from previous page...

Atom-1	Atom-2	Interatomic distance (Å)	Clash overlap (Å)
2:N:1503:HEM:HBB2	2:N:1503:HEM:HMB2	1.90	0.54
1:G:389:LEU:HB3	1:G:392:THR:OG1	2.07	0.54
1:H:22:GLN:HE22	1:H:43:GLN:HE21	1.54	0.54
1:J:173:TRP:HE1	1:J:463:HIS:HD2	1.56	0.54
1:O:138:ASN:ND2	2:O:1503:HEM:HAC	2.23	0.54
1:C:446:LEU:C	1:C:448:ARG:H	2.11	0.54
1:J:274:MET:HE2	1:J:279:SER:CB	2.37	0.54
2:C:1503:HEM:CMB	2:C:1503:HEM:HBB2	2.36	0.54
1:I:173:TRP:HE1	1:I:463:HIS:HD2	1.53	0.54
1:N:420:TYR:O	1:P:421:THR:HA	2.08	0.54
1:A:67:LYS:HE2	1:A:114:ASP:OD1	2.08	0.54
1:L:195:THR:CG2	1:L:240:ALA:HB2	2.38	0.54
1:B:161:ASN:HB3	1:B:164:THR:OG1	2.08	0.54
1:I:368:PRO:O	1:I:371:SER:O	2.25	0.54
1:F:274:MET:CE	1:F:279:SER:CA	2.81	0.53
1:G:173:TRP:HE1	1:G:463:HIS:HD2	1.56	0.53
1:G:22:GLN:HE21	1:G:43:GLN:HE21	1.53	0.53
1:A:292:VAL:HG22	1:A:438:GLN:NE2	2.23	0.53
1:G:88:LYS:O	1:G:91:ASP:HB2	2.07	0.53
1:D:446:LEU:C	1:D:448:ARG:H	2.11	0.53
1:B:140:THR:OG1	1:B:141:PRO:HD2	2.08	0.53
1:A:368:PRO:O	1:A:371:SER:O	2.25	0.53
1:O:173:TRP:HE1	1:O:463:HIS:HD2	1.55	0.53
1:E:388:ASN:HD22	1:F:314:ASN:HD21	1.56	0.53
1:H:274:MET:HE3	1:H:279:SER:HA	1.91	0.53
1:O:230:GLN:NE2	1:O:266:SER:H	2.06	0.53
1:G:388:ASN:HD22	1:H:314:ASN:ND2	2.05	0.53
1:B:195:THR:HG22	1:B:195:THR:O	2.08	0.53
1:G:415:LYS:HB3	1:G:416:PRO:HD3	1.90	0.53
1:D:134:ASP:OD2	1:D:328:HIS:HD2	1.92	0.53
1:P:275:THR:OG1	1:P:278:GLN:HG3	2.08	0.53
1:P:22:GLN:HE21	1:P:43:GLN:HE21	1.55	0.53
1:E:415:LYS:HB3	1:E:416:PRO:HD2	1.90	0.53
1:M:321:GLN:HE22	1:N:384:CYS:H	1.57	0.53
1:I:384:CYS:H	1:J:321:GLN:HE22	1.55	0.53
1:O:274:MET:HE3	1:O:279:SER:CA	2.37	0.53
1:I:134:ASP:OD2	1:I:328:HIS:HD2	1.92	0.53
1:E:274:MET:HE3	1:E:279:SER:CA	2.33	0.53
3:C:2002:HOH:O	1:D:43:GLN:HG2	2.09	0.53
1:B:420:TYR:O	1:D:421:THR:HA	2.09	0.53
1:I:427:TYR:OH	1:I:430:GLU:HG2	2.09	0.53

Continued on next page...

Continued from previous page...

Atom-1	Atom-2	Interatomic distance (Å)	Clash overlap (Å)
1:G:490:ILE:O	1:G:494:VAL:HG23	2.08	0.53
1:H:91:ASP:HB3	1:H:92:THR:HG23	1.91	0.53
1:H:157:THR:HG21	1:H:175:TYR:HB2	1.91	0.53
1:L:137:TYR:CD1	1:L:206:SER:HA	2.44	0.53
1:E:274:MET:CE	1:E:279:SER:CA	2.84	0.53
1:O:235:LEU:HD22	1:O:239:GLU:HG2	1.91	0.53
1:I:342:GLN:HB2	1:L:40:LEU:HD22	1.90	0.53
1:E:230:GLN:HE22	1:E:266:SER:H	1.55	0.53
1:I:292:VAL:HG22	1:I:438:GLN:HE21	1.70	0.52
1:C:67:LYS:CE	1:C:114:ASP:OD1	2.58	0.52
1:G:427:TYR:CE2	1:G:429:TRP:HA	2.45	0.52
1:K:173:TRP:HE1	1:K:463:HIS:HD2	1.57	0.52
1:J:137:TYR:CD1	1:J:206:SER:HA	2.43	0.52
1:F:427:TYR:CE2	1:F:429:TRP:HA	2.45	0.52
1:P:65:HIS:HA	1:P:105:THR:O	2.09	0.52
1:A:456:LEU:C	1:A:456:LEU:HD23	2.30	0.52
1:G:102:ARG:HD3	2:G:1503:HEM:O1D	2.09	0.52
1:F:415:LYS:HB3	1:F:416:PRO:HD2	1.92	0.52
1:J:157:THR:HG21	1:J:175:TYR:HB2	1.90	0.52
1:G:22:GLN:HB3	1:G:41:LEU:HD12	1.90	0.52
1:N:219:TRP:HE1	1:N:417:ASP:HA	1.74	0.52
1:D:456:LEU:C	1:D:456:LEU:HD23	2.30	0.52
1:C:274:MET:HE1	1:C:282:LEU:CD2	2.39	0.52
1:F:134:ASP:HB2	1:F:325:SER:O	2.09	0.52
1:P:157:THR:HG21	1:P:175:TYR:HB2	1.92	0.52
1:I:358:PRO:HG2	1:I:382:PRO:HG2	1.92	0.52
1:H:274:MET:HE2	1:H:279:SER:CA	2.39	0.52
1:H:282:LEU:HD23	1:H:284:PHE:CZ	2.45	0.52
1:C:182:SER:O	1:C:186:VAL:HG23	2.10	0.52
1:O:314:ASN:HB2	1:P:390:GLY:HA2	1.92	0.52
1:F:195:THR:O	1:F:195:THR:HG22	2.09	0.52
1:O:321:GLN:HE22	1:P:384:CYS:H	1.58	0.52
1:B:200:ARG:HG2	1:B:265:PRO:HB3	1.92	0.52
2:N:1503:HEM:HBB2	2:N:1503:HEM:CMB	2.41	0.52
1:I:195:THR:HG22	1:I:195:THR:O	2.09	0.52
1:B:389:LEU:O	1:B:390:GLY:C	2.49	0.51
1:L:274:MET:HE2	1:L:279:SER:HB3	1.91	0.51
1:L:443:TRP:CH2	1:L:453:GLN:HB3	2.45	0.51
1:A:358:PRO:HG2	1:A:382:PRO:HG2	1.91	0.51
1:B:230:GLN:HE22	1:B:266:SER:H	1.57	0.51
1:A:101:THR:HA	1:A:123:ALA:O	2.10	0.51

Continued on next page...

Continued from previous page...

Atom-1	Atom-2	Interatomic distance (Å)	Clash overlap (Å)
1:F:137:TYR:CD1	1:F:206:SER:HA	2.45	0.51
1:D:262:GLY:HA2	1:D:264:TYR:CE1	2.46	0.51
1:B:134:ASP:OD2	1:B:328:HIS:HD2	1.93	0.51
1:F:148:PRO:HD3	1:F:339:PRO:HB2	1.92	0.51
1:K:91:ASP:HB3	1:K:92:THR:HG23	1.93	0.51
1:H:174:ASP:OD1	1:H:474:ARG:NH2	2.44	0.51
1:P:173:TRP:HE1	1:P:463:HIS:HD2	1.58	0.51
1:E:195:THR:HG21	1:E:240:ALA:CB	2.33	0.51
1:H:102:ARG:HD3	2:H:1503:HEM:O1D	2.10	0.51
1:C:314:ASN:ND2	1:C:317:ALA:H	2.07	0.51
1:C:65:HIS:HA	1:C:105:THR:O	2.09	0.51
1:A:195:THR:CG2	1:A:240:ALA:HB2	2.38	0.51
1:E:388:ASN:HD22	1:F:314:ASN:ND2	2.09	0.51
1:J:198:SER:OG	1:J:200:ARG:HB2	2.11	0.51
1:L:67:LYS:HE2	1:L:114:ASP:OD1	2.11	0.51
1:B:65:HIS:CE1	1:B:106:VAL:HG22	2.46	0.51
1:L:316:TYR:O	1:L:320:GLU:HB3	2.11	0.51
1:P:274:MET:HE2	1:P:279:SER:HB3	1.93	0.51
1:L:344:ARG:NH1	2:L:1503:HEM:HBC2	2.26	0.51
2:O:1503:HEM:CMB	2:O:1503:HEM:HBB2	2.40	0.51
1:M:292:VAL:HG22	1:M:438:GLN:NE2	2.24	0.51
1:F:274:MET:HE2	1:F:279:SER:CB	2.41	0.51
1:K:292:VAL:N	1:K:438:GLN:HE22	1.98	0.51
1:B:76:GLU:HG3	1:B:96:LYS:HG2	1.93	0.51
1:D:134:ASP:OD2	1:D:328:HIS:CD2	2.64	0.51
1:E:101:THR:HA	1:E:123:ALA:O	2.10	0.51
1:N:182:SER:O	1:N:186:VAL:HG23	2.11	0.51
1:N:467:ALA:HB1	1:N:471:ILE:HG23	1.93	0.51
1:L:222:VAL:HG12	1:L:273:THR:HG22	1.92	0.51
1:H:456:LEU:C	1:H:456:LEU:HD23	2.31	0.51
2:B:1503:HEM:HBB2	2:B:1503:HEM:CMB	2.41	0.50
1:N:195:THR:CG2	1:N:240:ALA:HB2	2.41	0.50
1:J:268:GLU:OE1	1:J:302:HIS:HE1	1.94	0.50
1:H:183:LEU:HD21	1:H:482:ALA:HB2	1.93	0.50
1:L:182:SER:O	1:L:186:VAL:HG23	2.11	0.50
1:N:399:TYR:CE1	1:N:400:ASN:HB3	2.46	0.50
1:M:468:ASP:O	1:M:471:ILE:HG22	2.11	0.50
1:E:456:LEU:C	1:E:456:LEU:HD23	2.32	0.50
1:O:389:LEU:O	1:O:390:GLY:C	2.50	0.50
1:O:195:THR:HG22	1:O:235:LEU:HB2	1.92	0.50
1:P:22:GLN:HE22	1:P:43:GLN:HE21	1.58	0.50

Continued on next page...

Continued from previous page...

Atom-1	Atom-2	Interatomic distance (Å)	Clash overlap (Å)
1:F:138:ASN:ND2	2:F:1503:HEM:HAC	2.26	0.50
1:J:372:GLY:N	3:J:2006:HOH:O	2.44	0.50
1:B:427:TYR:CZ	1:C:36:PRO:HD2	2.47	0.50
1:L:177:THR:HA	1:L:478:TYR:CD1	2.46	0.50
1:F:282:LEU:HD23	1:F:284:PHE:CZ	2.46	0.50
1:K:274:MET:CE	1:K:279:SER:CA	2.87	0.50
1:O:134:ASP:OD2	1:O:328:HIS:HD2	1.94	0.50
1:G:65:HIS:HA	1:G:105:THR:O	2.11	0.50
1:M:98:ARG:NH2	1:M:310:GLU:OE1	2.44	0.50
1:J:292:VAL:N	1:J:438:GLN:HE22	2.03	0.50
1:B:75:PHE:O	1:B:96:LYS:HA	2.12	0.50
1:C:174:ASP:OD1	1:C:474:ARG:NH2	2.45	0.50
1:H:274:MET:HE2	1:H:279:SER:CB	2.41	0.50
1:E:40:LEU:HD22	1:H:342:GLN:CB	2.41	0.50
1:P:492:LYS:O	1:P:496:GLU:HG3	2.12	0.50
1:C:91:ASP:HB3	1:C:92:THR:HG23	1.93	0.50
1:D:323:ALA:HB1	1:D:352:HIS:CE1	2.47	0.50
1:J:225:HIS:HE1	1:J:272:GLN:OE1	1.95	0.50
1:C:42:LEU:HD22	1:D:346:PHE:HB2	1.94	0.50
1:L:476:TYR:CE1	1:L:491:ARG:HA	2.46	0.50
1:B:208:HIS:ND1	1:B:289:LEU:HD13	2.26	0.50
1:O:103:PHE:HB3	1:O:199:TYR:CD1	2.47	0.50
1:N:292:VAL:N	1:N:438:GLN:HE22	2.02	0.50
1:D:389:LEU:O	1:D:390:GLY:C	2.47	0.50
1:P:268:GLU:OE1	1:P:302:HIS:HE1	1.94	0.50
1:J:242:ARG:NE	3:J:2003:HOH:O	2.27	0.50
1:P:200:ARG:HG2	1:P:265:PRO:HB3	1.94	0.50
1:G:98:ARG:NH2	1:G:310:GLU:OE1	2.45	0.50
1:I:282:LEU:HD23	1:I:284:PHE:CZ	2.47	0.49
1:B:195:THR:CG2	1:B:240:ALA:HB2	2.37	0.49
2:L:1503:HEM:CMB	2:L:1503:HEM:HBB2	2.42	0.49
1:J:63:VAL:HG23	1:J:64:VAL:HG22	1.95	0.49
1:E:67:LYS:NZ	1:E:249:ASP:OD1	2.43	0.49
1:D:282:LEU:HD23	1:D:284:PHE:CZ	2.48	0.49
1:K:138:ASN:HD22	2:K:1503:HEM:HAC	1.74	0.49
1:C:314:ASN:HB2	1:D:390:GLY:HA2	1.92	0.49
1:M:91:ASP:HB3	1:M:92:THR:HG23	1.94	0.49
1:I:65:HIS:CE1	1:I:106:VAL:HG22	2.47	0.49
1:J:65:HIS:HA	1:J:105:THR:O	2.11	0.49
1:I:98:ARG:NH2	1:I:310:GLU:OE1	2.45	0.49
1:I:174:ASP:OD1	1:I:474:ARG:NH2	2.45	0.49

Continued on next page...

Continued from previous page...

Atom-1	Atom-2	Interatomic distance (Å)	Clash overlap (Å)
1:G:388:ASN:HD22	1:H:314:ASN:HD21	1.59	0.49
1:M:214:ASN:ND2	1:M:218:GLU:HB2	2.25	0.49
1:E:65:HIS:CE1	1:E:106:VAL:HG22	2.47	0.49
1:A:195:THR:HG22	1:A:195:THR:O	2.12	0.49
1:O:98:ARG:NH2	1:O:310:GLU:OE1	2.45	0.49
1:G:368:PRO:O	1:G:371:SER:O	2.30	0.49
1:G:314:ASN:ND2	1:H:388:ASN:HD22	2.09	0.49
1:M:22:GLN:HE22	1:M:43:GLN:HE21	1.60	0.49
1:E:161:ASN:ND2	1:E:163:ALA:H	2.11	0.49
1:M:376:PRO:HD2	1:N:7:PHE:HE1	1.74	0.49
1:A:404:GLN:HE21	1:F:96:LYS:H	1.60	0.49
1:G:451:GLY:HA2	1:G:454:GLU:HG2	1.93	0.49
1:C:427:TYR:CE2	1:C:429:TRP:HA	2.47	0.49
1:N:274:MET:HE3	1:N:279:SER:CA	2.39	0.49
1:K:388:ASN:HD22	1:L:314:ASN:ND2	2.10	0.49
1:K:268:GLU:OE1	1:K:302:HIS:HE1	1.95	0.49
1:A:134:ASP:OD2	1:A:328:HIS:HD2	1.95	0.49
1:J:209:THR:O	1:J:336:SER:OG	2.13	0.49
1:F:61:GLU:OE1	1:F:110:LYS:HB2	2.11	0.49
1:B:200:ARG:HD3	1:B:254:ASP:OD2	2.12	0.49
1:J:468:ASP:O	1:J:471:ILE:HG22	2.13	0.49
1:E:77:VAL:HG21	1:E:90:LEU:HA	1.94	0.49
1:A:389:LEU:HB3	1:A:392:THR:OG1	2.12	0.49
1:J:125:LYS:HD2	1:J:322:ILE:HD11	1.94	0.49
1:E:40:LEU:HD22	1:H:342:GLN:HB2	1.93	0.49
1:O:137:TYR:CD1	1:O:206:SER:HA	2.48	0.49
1:H:137:TYR:CD1	1:H:206:SER:HA	2.48	0.49
1:N:144:PHE:CD2	1:N:154:PHE:CZ	3.00	0.49
1:K:480:SER:OG	1:K:487:GLY:HA3	2.13	0.49
1:E:16:SER:O	1:F:405:TYR:HB3	2.13	0.49
1:I:440:LYS:NZ	1:I:483:GLU:OE2	2.45	0.48
1:H:142:ILE:HG13	1:H:185:GLN:NE2	2.28	0.48
1:A:65:HIS:CE1	1:A:106:VAL:HG22	2.48	0.48
1:M:195:THR:CG2	1:M:235:LEU:HB2	2.42	0.48
1:E:427:TYR:CE2	1:E:429:TRP:HA	2.48	0.48
1:E:91:ASP:HB3	1:E:92:THR:HG23	1.95	0.48
1:M:168:ASP:OD2	1:M:171:MET:HG3	2.14	0.48
1:C:81:ILE:HD11	1:C:90:LEU:HD13	1.95	0.48
1:J:274:MET:CE	1:J:279:SER:CA	2.84	0.48
1:N:22:GLN:HE22	1:N:43:GLN:HE21	1.59	0.48
1:E:323:ALA:HB1	1:E:352:HIS:CD2	2.48	0.48

Continued on next page...

Continued from previous page...

Atom-1	Atom-2	Interatomic distance (Å)	Clash overlap (Å)
1:B:79:ASP:OD2	1:B:302:HIS:HD2	1.96	0.48
1:D:174:ASP:OD1	1:D:474:ARG:NH2	2.47	0.48
1:J:133:LEU:HD13	1:J:330:VAL:HG22	1.96	0.48
1:G:65:HIS:CE1	1:G:106:VAL:HG22	2.48	0.48
1:G:323:ALA:HB1	1:G:352:HIS:CE1	2.48	0.48
1:B:72:TYR:HB2	1:B:310:GLU:HB3	1.96	0.48
1:P:125:LYS:HG3	1:P:134:ASP:OD1	2.13	0.48
1:D:148:PRO:HD3	1:D:339:PRO:HB2	1.95	0.48
1:E:420:TYR:O	1:G:421:THR:HA	2.14	0.48
1:N:238:GLU:H	1:N:238:GLU:CD	2.17	0.48
1:M:65:HIS:CE1	1:M:106:VAL:HG22	2.49	0.48
1:E:130:ASP:O	1:F:13:CYS:HA	2.13	0.48
1:I:125:LYS:HD2	1:I:322:ILE:HD11	1.94	0.48
1:A:443:TRP:CD2	1:A:486:ILE:HD11	2.48	0.48
1:H:67:LYS:HE2	1:H:114:ASP:OD1	2.13	0.48
1:A:101:THR:OG1	1:A:124:THR:HG23	2.14	0.48
1:P:79:ASP:OD2	1:P:302:HIS:HD2	1.96	0.48
1:D:65:HIS:HA	1:D:105:THR:O	2.13	0.48
1:F:270:TYR:HB3	1:F:300:LEU:HB3	1.95	0.48
1:P:214:ASN:HD21	1:P:218:GLU:HB2	1.78	0.48
1:E:358:PRO:HG3	1:F:56:ARG:HD3	1.95	0.48
1:F:63:VAL:HG23	1:F:64:VAL:HG22	1.96	0.48
1:K:79:ASP:HB2	1:K:303:PHE:HA	1.96	0.48
1:O:344:ARG:NH1	2:O:1503:HEM:HBC2	2.29	0.48
1:K:275:THR:OG1	1:K:278:GLN:HG3	2.13	0.48
1:I:456:LEU:C	1:I:456:LEU:HD23	2.34	0.48
1:K:388:ASN:HD22	1:L:314:ASN:HD21	1.61	0.48
1:O:161:ASN:ND2	1:O:163:ALA:H	2.12	0.48
1:M:67:LYS:HE2	1:M:114:ASP:OD1	2.14	0.48
1:C:7:PHE:HD2	1:C:15:VAL:HB	1.78	0.48
1:E:314:ASN:ND2	1:F:388:ASN:HD22	2.11	0.47
1:B:309:ASN:ND2	1:E:402:PRO:HG3	2.30	0.47
1:J:153:HIS:CE1	1:L:377:ILE:HD12	2.49	0.47
1:P:389:LEU:HB3	1:P:392:THR:OG1	2.14	0.47
1:P:239:GLU:OE1	1:P:242:ARG:NH1	2.46	0.47
1:J:242:ARG:NH2	3:J:2003:HOH:O	2.39	0.47
1:A:65:HIS:HA	1:A:105:THR:O	2.13	0.47
1:D:137:TYR:CD1	1:D:206:SER:HA	2.48	0.47
1:G:134:ASP:OD2	1:G:328:HIS:CD2	2.67	0.47
1:C:67:LYS:HE2	1:C:114:ASP:OD1	2.14	0.47
1:M:157:THR:HG21	1:M:175:TYR:HB2	1.97	0.47

Continued on next page...

Continued from previous page...

Atom-1	Atom-2	Interatomic distance (Å)	Clash overlap (Å)
1:O:91:ASP:HB3	1:O:92:THR:HG23	1.97	0.47
1:N:377:ILE:CD1	1:P:153:HIS:CE1	2.98	0.47
1:B:67:LYS:HE2	1:B:114:ASP:OD1	2.14	0.47
1:D:389:LEU:HB3	1:D:392:THR:OG1	2.14	0.47
1:J:235:LEU:HD22	1:J:239:GLU:HG2	1.95	0.47
1:G:195:THR:CG2	1:G:240:ALA:HB2	2.43	0.47
1:K:180:ASP:OD1	1:K:481:LYS:NZ	2.34	0.47
1:A:427:TYR:OH	1:A:430:GLU:HG2	2.14	0.47
1:N:437:PHE:O	1:N:440:LYS:HB3	2.14	0.47
1:N:271:ILE:HD12	1:N:273:THR:CG2	2.44	0.47
1:F:80:ASP:C	1:F:80:ASP:OD1	2.52	0.47
1:K:197:ALA:HA	1:K:235:LEU:HG	1.97	0.47
1:C:274:MET:CE	1:C:279:SER:CA	2.89	0.47
1:O:274:MET:CE	1:O:279:SER:CA	2.89	0.47
1:M:164:THR:HG22	1:P:256:TRP:CE2	2.48	0.47
1:B:134:ASP:OD2	1:B:328:HIS:CD2	2.68	0.47
1:E:427:TYR:OH	1:E:430:GLU:HG2	2.14	0.47
1:D:393:PRO:HG2	1:D:401:CYS:HB2	1.96	0.47
1:J:315:TYR:CE1	1:J:319:THR:HG21	2.49	0.47
1:H:24:ILE:O	1:H:38:GLY:HA3	2.15	0.47
1:N:235:LEU:HD22	1:N:239:GLU:CG	2.44	0.47
1:A:161:ASN:HB3	1:A:164:THR:OG1	2.13	0.47
1:K:451:GLY:HA2	1:K:454:GLU:HG2	1.97	0.47
1:N:72:TYR:HB2	1:N:310:GLU:HB3	1.95	0.47
1:F:182:SER:O	1:F:186:VAL:HG23	2.14	0.47
1:G:46:LYS:O	1:G:50:THR:HG23	2.15	0.47
1:A:384:CYS:H	1:B:321:GLN:HE22	1.62	0.47
1:E:274:MET:HE2	1:E:279:SER:CB	2.45	0.47
2:H:1503:HEM:HBB2	2:H:1503:HEM:CMB	2.45	0.47
1:C:22:GLN:HE21	1:C:43:GLN:HE21	1.57	0.47
1:H:389:LEU:O	1:H:390:GLY:C	2.50	0.47
1:C:134:ASP:OD2	1:C:328:HIS:CD2	2.67	0.47
1:A:67:LYS:NZ	1:A:249:ASP:OD1	2.46	0.47
1:I:40:LEU:HD22	1:L:342:GLN:CB	2.45	0.47
1:P:74:VAL:HG11	1:P:96:LYS:HD3	1.97	0.47
1:M:61:GLU:OE1	1:M:110:LYS:HB2	2.15	0.47
1:P:377:ILE:N	1:P:377:ILE:HD13	2.29	0.47
1:A:133:LEU:HD13	1:A:330:VAL:HG22	1.95	0.47
1:P:451:GLY:HA2	1:P:454:GLU:HG2	1.96	0.47
1:H:65:HIS:HA	1:H:105:THR:O	2.14	0.47
1:D:415:LYS:HB3	1:D:416:PRO:HD2	1.96	0.47

Continued on next page...

Continued from previous page...

Atom-1	Atom-2	Interatomic distance (Å)	Clash overlap (Å)
1:K:274:MET:HE3	1:K:279:SER:CA	2.39	0.47
2:H:1503:HEM:HBB2	2:H:1503:HEM:HMB2	1.97	0.47
1:M:161:ASN:ND2	1:M:163:ALA:H	2.13	0.47
1:N:427:TYR:CE2	1:N:429:TRP:HA	2.49	0.47
1:E:480:SER:OG	1:E:487:GLY:HA3	2.15	0.47
1:O:390:GLY:HA2	1:P:314:ASN:HB2	1.96	0.47
1:N:468:ASP:O	1:N:471:ILE:HG22	2.15	0.47
1:J:420:TYR:O	1:L:421:THR:HA	2.14	0.47
1:E:348:TYR:O	1:E:351:THR:HG22	2.15	0.47
1:J:389:LEU:O	1:J:390:GLY:C	2.52	0.47
1:E:18:PRO:HD3	1:F:405:TYR:CE2	2.50	0.47
1:J:134:ASP:OD2	1:J:328:HIS:HD2	1.97	0.47
1:H:195:THR:O	1:H:195:THR:HG22	2.14	0.46
1:N:389:LEU:O	1:N:390:GLY:C	2.53	0.46
1:H:214:ASN:ND2	1:H:218:GLU:HB2	2.30	0.46
1:G:157:THR:HG21	1:G:175:TYR:HB2	1.96	0.46
1:H:28:SER:HB2	1:H:34:ALA:CB	2.44	0.46
1:P:61:GLU:OE1	1:P:110:LYS:HB2	2.15	0.46
1:M:79:ASP:OD2	1:M:302:HIS:HD2	1.98	0.46
1:E:51:LEU:HA	1:E:51:LEU:HD23	1.77	0.46
1:N:269:CYS:HB3	1:N:303:PHE:CZ	2.50	0.46
1:C:292:VAL:N	1:C:438:GLN:HE22	1.98	0.46
2:D:1503:HEM:HBB2	2:D:1503:HEM:CMB	2.46	0.46
1:O:348:TYR:O	1:O:351:THR:HG22	2.15	0.46
1:B:440:LYS:NZ	1:B:483:GLU:OE2	2.49	0.46
1:M:137:TYR:CD1	1:M:206:SER:HA	2.50	0.46
1:N:138:ASN:CG	2:N:1503:HEM:HAC	2.36	0.46
1:C:67:LYS:HE3	1:C:114:ASP:OD1	2.15	0.46
1:P:51:LEU:HD23	1:P:51:LEU:HA	1.73	0.46
1:D:65:HIS:CE1	1:D:106:VAL:HG22	2.51	0.46
1:C:98:ARG:NH2	1:C:310:GLU:OE1	2.47	0.46
1:G:467:ALA:HB1	1:G:471:ILE:HG23	1.96	0.46
1:L:88:LYS:O	1:L:91:ASP:HB2	2.15	0.46
1:K:344:ARG:NH1	2:K:1503:HEM:HBC2	2.30	0.46
1:F:420:TYR:O	1:H:421:THR:HA	2.15	0.46
1:K:274:MET:HE1	1:K:282:LEU:HD22	1.97	0.46
1:F:344:ARG:NH1	2:F:1503:HEM:HBC2	2.31	0.46
1:C:271:ILE:HG23	1:C:303:PHE:CE2	2.50	0.46
1:M:134:ASP:OD2	1:M:328:HIS:CD2	2.68	0.46
1:O:130:ASP:O	1:P:13:CYS:HA	2.15	0.46
1:L:292:VAL:HG22	1:L:438:GLN:NE2	2.31	0.46

Continued on next page...

Continued from previous page...

Atom-1	Atom-2	Interatomic distance (Å)	Clash overlap (Å)
1:E:22:GLN:HB3	1:E:41:LEU:HD12	1.97	0.46
1:P:197:ALA:HA	1:P:235:LEU:HG	1.96	0.46
1:P:72:TYR:HB2	1:P:310:GLU:HB3	1.96	0.46
1:A:480:SER:OG	1:A:487:GLY:HA3	2.15	0.46
1:M:101:THR:HA	1:M:123:ALA:O	2.16	0.46
1:N:195:THR:CG2	1:N:235:LEU:HB2	2.41	0.46
1:H:344:ARG:HH12	2:H:1503:HEM:HBC2	1.75	0.46
1:A:274:MET:HE1	1:A:282:LEU:HD22	1.98	0.46
1:A:125:LYS:NZ	1:A:134:ASP:OD1	2.49	0.46
1:B:88:LYS:O	1:B:91:ASP:HB2	2.16	0.46
1:E:137:TYR:CD1	1:E:206:SER:HA	2.51	0.46
1:G:389:LEU:O	1:G:390:GLY:C	2.53	0.46
1:D:467:ALA:HB1	1:D:471:ILE:HG23	1.97	0.46
1:B:292:VAL:N	1:B:438:GLN:HE22	2.05	0.45
1:O:195:THR:CG2	1:O:240:ALA:HB2	2.40	0.45
1:F:22:GLN:HE21	1:F:43:GLN:HE21	1.58	0.45
1:J:351:THR:HG21	2:J:1503:HEM:HBA1	1.98	0.45
2:B:1503:HEM:HMC2	2:B:1503:HEM:CBC	2.46	0.45
1:F:91:ASP:HB3	1:F:92:THR:HG23	1.97	0.45
1:I:443:TRP:CD1	1:I:483:GLU:HG3	2.51	0.45
1:P:4:PRO:HA	1:P:5:PRO:HD3	1.82	0.45
1:L:451:GLY:HA2	1:L:454:GLU:HG2	1.97	0.45
1:K:16:SER:O	1:L:405:TYR:HB3	2.16	0.45
1:O:182:SER:O	1:O:186:VAL:HG23	2.17	0.45
1:J:142:ILE:HD13	1:J:184:HIS:CG	2.51	0.45
1:C:200:ARG:HG2	1:C:265:PRO:CB	2.44	0.45
1:O:63:VAL:HG23	1:O:64:VAL:HG22	1.98	0.45
1:A:76:GLU:HG3	1:A:96:LYS:HG2	1.98	0.45
1:L:144:PHE:CD1	1:L:154:PHE:CZ	3.03	0.45
1:C:148:PRO:HD3	1:C:339:PRO:HB2	1.98	0.45
1:K:208:HIS:CG	1:K:341:LEU:HB2	2.51	0.45
1:J:7:PHE:HD1	1:J:15:VAL:HB	1.80	0.45
1:L:98:ARG:NH2	1:L:310:GLU:OE1	2.48	0.45
1:O:200:ARG:HG2	1:O:265:PRO:CB	2.38	0.45
1:C:22:GLN:HB3	1:C:41:LEU:HD12	1.98	0.45
1:A:274:MET:HE2	1:A:279:SER:HA	1.97	0.45
1:F:177:THR:HA	1:F:478:TYR:CD1	2.52	0.45
1:K:456:LEU:HD23	1:K:456:LEU:C	2.36	0.45
1:N:161:ASN:ND2	1:N:163:ALA:H	2.14	0.45
1:E:468:ASP:O	1:E:471:ILE:CG2	2.65	0.45
1:C:445:VAL:O	1:C:448:ARG:HB2	2.17	0.45

Continued on next page...

Continued from previous page...

Atom-1	Atom-2	Interatomic distance (Å)	Clash overlap (Å)
1:P:177:THR:OG1	1:P:474:ARG:NH1	2.49	0.45
1:N:151:PHE:HB3	1:N:152:PRO:HD3	1.98	0.45
1:B:342:GLN:HB2	1:C:40:LEU:HD22	1.97	0.45
1:D:239:GLU:OE1	1:D:242:ARG:NH1	2.48	0.45
1:F:67:LYS:HE2	1:F:114:ASP:OD1	2.17	0.45
1:L:134:ASP:HB2	1:L:325:SER:O	2.16	0.45
1:G:405:TYR:HB3	1:H:16:SER:O	2.16	0.45
1:E:200:ARG:HD3	1:E:254:ASP:OD2	2.17	0.45
1:I:79:ASP:OD1	1:I:302:HIS:HD2	2.00	0.45
1:H:117:ARG:NH1	1:H:237:ASP:OD1	2.46	0.45
1:F:208:HIS:ND1	1:F:289:LEU:HD13	2.31	0.45
1:E:399:TYR:CE2	1:E:400:ASN:HB3	2.52	0.45
1:K:274:MET:HE2	1:K:279:SER:CB	2.46	0.45
1:P:195:THR:CG2	1:P:240:ALA:HB2	2.47	0.45
1:E:134:ASP:HB2	1:E:325:SER:O	2.16	0.45
1:E:199:TYR:CE2	1:E:251:SER:HB3	2.51	0.45
1:M:342:GLN:HB2	1:P:40:LEU:HD22	1.98	0.45
1:K:235:LEU:HD22	1:K:239:GLU:HG2	1.99	0.45
1:J:348:TYR:O	1:J:351:THR:HG22	2.16	0.45
1:O:72:TYR:HB2	1:O:310:GLU:HB3	1.98	0.45
1:E:182:SER:O	1:E:186:VAL:HG23	2.17	0.45
1:C:137:TYR:CD1	1:C:206:SER:HA	2.52	0.45
1:C:490:ILE:O	1:C:494:VAL:HG23	2.16	0.45
1:E:368:PRO:O	1:E:371:SER:O	2.35	0.45
1:B:415:LYS:HB3	1:B:416:PRO:CD	2.46	0.45
1:P:88:LYS:O	1:P:91:ASP:HB2	2.16	0.45
1:O:24:ILE:O	1:O:38:GLY:HA3	2.17	0.45
1:A:88:LYS:HD3	1:A:129:GLU:OE1	2.16	0.45
1:C:76:GLU:HG3	1:C:96:LYS:HG2	1.99	0.45
1:G:183:LEU:HD21	1:G:482:ALA:HB2	1.99	0.45
1:P:427:TYR:CE2	1:P:429:TRP:HA	2.52	0.45
1:F:72:TYR:HB2	1:F:310:GLU:HB3	1.99	0.45
2:K:1503:HEM:HBB2	2:K:1503:HEM:HMB2	1.99	0.45
1:B:282:LEU:HD23	1:B:284:PHE:CZ	2.52	0.45
1:F:235:LEU:HD22	1:F:239:GLU:HG2	1.99	0.45
1:E:268:GLU:OE1	1:E:302:HIS:HE1	2.00	0.45
1:F:76:GLU:HG3	1:F:96:LYS:HG2	1.99	0.45
1:B:376:PRO:O	1:B:379:ARG:HD3	2.16	0.45
1:G:456:LEU:HD23	1:G:456:LEU:C	2.37	0.45
1:A:43:GLN:HG2	3:B:2007:HOH:O	2.17	0.44
1:B:274:MET:HE3	1:B:279:SER:CA	2.43	0.44

Continued on next page...

Continued from previous page...

Atom-1	Atom-2	Interatomic distance (Å)	Clash overlap (Å)
1:J:200:ARG:HG2	1:J:265:PRO:HB3	1.99	0.44
1:G:91:ASP:HB3	1:G:92:THR:HG23	1.99	0.44
1:A:134:ASP:HB2	1:A:325:SER:O	2.16	0.44
1:I:7:PHE:CD1	1:J:376:PRO:HD2	2.52	0.44
1:O:268:GLU:HB3	1:O:302:HIS:HE1	1.83	0.44
1:P:85:CYS:HA	1:P:213:TYR:O	2.17	0.44
1:D:42:LEU:HD23	1:D:42:LEU:HA	1.87	0.44
1:K:195:THR:HG21	1:K:240:ALA:CB	2.38	0.44
1:J:72:TYR:HB2	1:J:310:GLU:HB3	1.98	0.44
1:I:325:SER:HB3	1:I:328:HIS:CD2	2.52	0.44
1:B:67:LYS:NZ	1:B:249:ASP:OD1	2.50	0.44
1:B:358:PRO:HG2	1:B:382:PRO:HG2	1.99	0.44
1:A:134:ASP:OD2	1:A:328:HIS:CD2	2.70	0.44
1:J:230:GLN:HE22	1:J:266:SER:H	1.64	0.44
1:I:420:TYR:HE2	1:K:424:VAL:HG23	1.81	0.44
1:B:467:ALA:HB1	1:B:471:ILE:HG23	1.98	0.44
1:A:51:LEU:HA	1:A:51:LEU:HD23	1.60	0.44
1:L:427:TYR:CE2	1:L:429:TRP:HA	2.53	0.44
1:F:256:TRP:CE2	1:G:164:THR:HG22	2.53	0.44
1:M:344:ARG:NH1	2:M:1503:HEM:HBC2	2.32	0.44
1:M:72:TYR:HB2	1:M:310:GLU:HB3	1.98	0.44
1:L:275:THR:OG1	1:L:278:GLN:HG3	2.18	0.44
1:N:157:THR:HG21	1:N:175:TYR:HB2	1.99	0.44
1:M:56:ARG:HD3	1:N:358:PRO:HG3	1.98	0.44
1:F:219:TRP:HE1	1:F:417:ASP:HA	1.82	0.44
1:A:149:ILE:HD12	1:D:47:LEU:HA	2.00	0.44
1:E:72:TYR:HB2	1:E:310:GLU:HB3	1.99	0.44
1:B:208:HIS:CE1	1:B:289:LEU:HD13	2.53	0.44
1:G:405:TYR:CE1	1:H:18:PRO:HD3	2.53	0.44
1:N:101:THR:HA	1:N:123:ALA:O	2.17	0.44
1:M:427:TYR:CE2	1:M:429:TRP:HA	2.53	0.44
1:I:146:ARG:HD2	1:I:429:TRP:CD2	2.53	0.44
1:C:133:LEU:HD13	1:C:330:VAL:HG22	2.00	0.44
1:K:157:THR:HG21	1:K:175:TYR:HB2	1.99	0.44
1:J:274:MET:HE2	1:J:279:SER:HB3	1.99	0.44
1:A:198:SER:HB2	1:A:254:ASP:OD2	2.17	0.44
1:C:325:SER:HB3	1:C:328:HIS:CD2	2.52	0.44
1:I:40:LEU:HD22	1:L:342:GLN:HB2	2.00	0.44
1:I:268:GLU:OE1	1:I:302:HIS:HE1	2.01	0.44
1:G:13:CYS:HA	1:H:130:ASP:O	2.18	0.44
1:P:140:THR:HG23	1:P:142:ILE:O	2.17	0.44

Continued on next page...

Continued from previous page...

Atom-1	Atom-2	Interatomic distance (Å)	Clash overlap (Å)
1:J:274:MET:HE3	1:J:279:SER:CA	2.42	0.44
1:I:389:LEU:HB3	1:I:392:THR:OG1	2.18	0.44
1:M:173:TRP:NE1	1:M:463:HIS:HD2	2.14	0.44
1:C:214:ASN:HD21	1:C:218:GLU:HB2	1.83	0.44
1:I:270:TYR:HB3	1:I:300:LEU:HB3	1.99	0.44
1:I:485:ILE:H	1:I:485:ILE:HG13	1.32	0.44
1:B:274:MET:HE1	1:B:282:LEU:CD2	2.45	0.44
1:L:200:ARG:O	1:L:230:GLN:HB2	2.17	0.44
1:D:445:VAL:O	1:D:448:ARG:HB2	2.18	0.44
1:D:440:LYS:NZ	1:D:483:GLU:OE2	2.49	0.44
1:O:67:LYS:NZ	1:O:249:ASP:OD1	2.48	0.44
1:M:388:ASN:HD22	1:N:314:ASN:ND2	2.16	0.43
1:K:195:THR:HG22	1:K:235:LEU:HB2	1.99	0.43
1:C:22:GLN:HE22	1:C:43:GLN:HE21	1.61	0.43
1:E:142:ILE:HG13	1:E:185:GLN:NE2	2.33	0.43
1:N:454:GLU:H	1:N:454:GLU:CD	2.22	0.43
1:J:342:GLN:CB	1:K:40:LEU:HD22	2.48	0.43
1:P:200:ARG:HD3	1:P:254:ASP:OD2	2.18	0.43
1:F:342:GLN:CB	1:G:40:LEU:HD22	2.48	0.43
1:B:125:LYS:HD2	1:B:322:ILE:HD11	2.00	0.43
1:A:315:TYR:CG	1:D:165:ASN:HB2	2.52	0.43
1:J:46:LYS:HE2	1:J:46:LYS:HB3	1.78	0.43
1:F:153:HIS:CE1	1:H:377:ILE:HD12	2.53	0.43
1:M:163:ALA:O	1:P:315:TYR:HB2	2.19	0.43
1:I:195:THR:CG2	1:I:240:ALA:HB2	2.47	0.43
1:K:467:ALA:HB1	1:K:471:ILE:HG23	2.00	0.43
1:A:200:ARG:HD3	1:A:254:ASP:OD2	2.19	0.43
1:A:230:GLN:HE22	1:A:266:SER:H	1.66	0.43
1:O:17:ASP:OD1	1:O:18:PRO:HD2	2.18	0.43
1:I:51:LEU:HA	1:I:51:LEU:HD23	1.82	0.43
1:D:292:VAL:HG22	1:D:438:GLN:NE2	2.33	0.43
1:E:314:ASN:HD22	1:E:317:ALA:N	2.00	0.43
1:I:161:ASN:HD22	1:I:164:THR:N	2.04	0.43
1:E:26:LEU:HD21	1:H:418:GLU:HB3	2.01	0.43
1:M:348:TYR:O	1:M:351:THR:HG22	2.18	0.43
1:N:268:GLU:OE1	1:N:302:HIS:HE1	2.00	0.43
1:E:65:HIS:HA	1:E:105:THR:O	2.18	0.43
1:M:101:THR:OG1	1:M:124:THR:HG23	2.18	0.43
1:M:427:TYR:OH	1:M:430:GLU:HG2	2.18	0.43
1:G:151:PHE:HB3	1:G:152:PRO:HD3	2.00	0.43
1:J:61:GLU:OE1	1:J:110:LYS:HB2	2.19	0.43

Continued on next page...

Continued from previous page...

Atom-1	Atom-2	Interatomic distance (Å)	Clash overlap (Å)
1:O:157:THR:HA	1:O:171:MET:SD	2.58	0.43
1:L:480:SER:OG	1:L:487:GLY:HA3	2.18	0.43
1:G:480:SER:OG	1:G:487:GLY:HA3	2.17	0.43
1:L:46:LYS:HB3	1:L:46:LYS:HE2	1.85	0.43
1:K:389:LEU:HB3	1:K:392:THR:OG1	2.19	0.43
1:C:102:ARG:HD3	2:C:1503:HEM:O1D	2.18	0.43
1:G:491:ARG:HB3	1:G:491:ARG:HH11	1.82	0.43
1:M:88:LYS:O	1:M:91:ASP:HB2	2.18	0.43
1:P:139:ASN:HA	1:P:203:ASN:O	2.19	0.43
1:N:103:PHE:HB3	1:N:199:TYR:CD1	2.54	0.43
1:J:51:LEU:HD23	1:J:51:LEU:HA	1.85	0.43
1:G:274:MET:HE2	1:G:279:SER:CB	2.48	0.43
1:E:161:ASN:HB3	1:E:164:THR:OG1	2.18	0.43
1:G:268:GLU:OE1	1:G:302:HIS:HE1	2.02	0.43
1:J:143:PHE:HB3	1:J:289:LEU:CD2	2.49	0.43
1:G:101:THR:HA	1:G:123:ALA:O	2.18	0.43
1:C:142:ILE:HG13	1:C:185:GLN:HE21	1.84	0.43
1:H:292:VAL:HG22	1:H:438:GLN:NE2	2.33	0.43
1:O:239:GLU:OE1	1:O:242:ARG:NH1	2.49	0.43
1:N:315:TYR:HB2	1:O:163:ALA:O	2.18	0.43
1:P:214:ASN:ND2	1:P:218:GLU:HB2	2.34	0.43
1:N:98:ARG:NH2	1:N:310:GLU:OE1	2.52	0.43
1:H:65:HIS:CE1	1:H:106:VAL:HG22	2.54	0.43
1:D:468:ASP:O	1:D:471:ILE:HG22	2.19	0.43
1:B:101:THR:HA	1:B:123:ALA:O	2.18	0.43
1:I:219:TRP:HE1	1:I:417:ASP:HA	1.83	0.43
1:I:390:GLY:HA2	1:J:314:ASN:HB2	1.99	0.43
1:K:314:ASN:O	1:K:318:GLU:HG3	2.19	0.43
1:G:138:ASN:ND2	2:G:1503:HEM:CAC	2.82	0.43
1:E:344:ARG:NH1	2:E:1503:HEM:HBC2	2.34	0.43
1:F:348:TYR:O	1:F:351:THR:HG22	2.19	0.43
1:K:7:PHE:HB2	1:L:403:ILE:CG2	2.49	0.43
1:K:130:ASP:O	1:L:13:CYS:HA	2.19	0.43
1:P:485:ILE:HG13	1:P:485:ILE:H	1.45	0.43
1:I:402:PRO:HG3	1:N:309:ASN:ND2	2.34	0.43
1:N:161:ASN:HB3	1:N:164:THR:OG1	2.19	0.43
1:G:488:ASP:HA	1:G:491:ARG:NH1	2.34	0.43
1:E:230:GLN:NE2	1:E:266:SER:H	2.17	0.43
1:M:358:PRO:HG2	1:M:382:PRO:HG2	2.00	0.43
1:F:389:LEU:HB3	1:F:392:THR:OG1	2.19	0.42
1:B:230:GLN:NE2	1:B:266:SER:H	2.17	0.42

Continued on next page...

Continued from previous page...

Atom-1	Atom-2	Interatomic distance (Å)	Clash overlap (Å)
1:K:328:HIS:CE1	1:L:11:GLN:HG3	2.54	0.42
1:H:134:ASP:OD2	1:H:328:HIS:HD2	2.01	0.42
1:A:79:ASP:HB2	1:A:303:PHE:HA	2.01	0.42
1:E:7:PHE:HD2	1:E:15:VAL:HB	1.84	0.42
1:M:323:ALA:HB1	1:M:352:HIS:CD2	2.54	0.42
1:M:384:CYS:H	1:N:321:GLN:HE22	1.65	0.42
1:C:13:CYS:HA	1:C:14:PRO:HD3	1.88	0.42
1:G:7:PHE:HD2	1:G:15:VAL:HB	1.83	0.42
1:N:456:LEU:HD23	1:N:456:LEU:C	2.39	0.42
1:I:161:ASN:ND2	1:I:163:ALA:H	2.17	0.42
1:O:344:ARG:HG2	1:O:348:TYR:HE1	1.85	0.42
1:N:377:ILE:HD12	1:P:153:HIS:CE1	2.54	0.42
1:A:88:LYS:O	1:A:91:ASP:HB2	2.19	0.42
1:P:473:ASP:HA	1:P:476:TYR:CD2	2.54	0.42
1:K:174:ASP:OD1	1:K:474:ARG:NH2	2.52	0.42
1:L:103:PHE:HA	1:L:121:GLY:O	2.19	0.42
3:K:2001:HOH:O	1:L:125:LYS:HE3	2.20	0.42
1:M:63:VAL:HG23	1:M:64:VAL:N	2.35	0.42
1:E:13:CYS:HA	1:F:130:ASP:O	2.18	0.42
1:P:230:GLN:HE22	1:P:266:SER:H	1.66	0.42
1:A:175:TYR:C	1:A:175:TYR:CD2	2.93	0.42
1:D:195:THR:CG2	1:D:240:ALA:HB2	2.42	0.42
1:D:22:GLN:HE22	1:D:43:GLN:HE21	1.63	0.42
1:F:427:TYR:CZ	1:G:36:PRO:HD2	2.55	0.42
1:P:214:ASN:C	1:P:214:ASN:OD1	2.57	0.42
1:N:70:GLY:HA2	1:N:101:THR:O	2.19	0.42
1:D:208:HIS:CD2	1:D:341:LEU:HD13	2.54	0.42
1:M:350:ASP:OD2	1:P:56:ARG:NH1	2.48	0.42
1:N:174:ASP:OD1	1:N:474:ARG:NH2	2.52	0.42
1:O:292:VAL:N	1:O:438:GLN:HE22	2.06	0.42
1:A:164:THR:HG22	1:D:256:TRP:CE2	2.53	0.42
1:L:235:LEU:HD22	1:L:239:GLU:HG2	2.01	0.42
1:J:278:GLN:O	1:J:282:LEU:CD1	2.67	0.42
1:O:138:ASN:CG	2:O:1503:HEM:HAC	2.39	0.42
2:O:1503:HEM:HBB2	2:O:1503:HEM:HMB2	2.00	0.42
1:D:208:HIS:CG	1:D:341:LEU:HB2	2.54	0.42
1:A:81:ILE:HD11	1:A:90:LEU:HD13	2.02	0.42
1:I:37:ILE:HG21	1:L:287:PHE:CD2	2.55	0.42
1:K:72:TYR:HB2	1:K:310:GLU:HB3	2.02	0.42
1:K:405:TYR:HB3	1:L:16:SER:O	2.18	0.42
1:A:63:VAL:HG23	1:A:64:VAL:N	2.34	0.42

Continued on next page...

Continued from previous page...

Atom-1	Atom-2	Interatomic distance (Å)	Clash overlap (Å)
1:B:485:ILE:HG13	1:B:485:ILE:H	1.64	0.42
1:I:274:MET:HE2	1:I:279:SER:CA	2.49	0.42
1:C:173:TRP:NE1	1:C:463:HIS:HD2	2.13	0.42
1:I:420:TYR:CE2	1:K:424:VAL:HG23	2.55	0.42
1:A:268:GLU:HB3	1:A:302:HIS:HE1	1.84	0.42
1:I:101:THR:OG1	1:I:124:THR:HG23	2.18	0.42
1:M:389:LEU:O	1:M:390:GLY:C	2.57	0.42
1:O:314:ASN:HD21	1:P:388:ASN:HD22	1.68	0.42
1:H:274:MET:HE1	1:H:282:LEU:HD22	2.02	0.42
1:E:403:ILE:HG21	1:F:7:PHE:HB2	2.01	0.42
1:F:56:ARG:HG2	1:G:354:HIS:CG	2.55	0.42
1:N:271:ILE:HD12	1:N:273:THR:HG23	2.00	0.42
1:G:46:LYS:HB3	1:G:46:LYS:HE2	1.77	0.42
1:N:269:CYS:HB3	1:N:303:PHE:CE1	2.55	0.42
1:C:63:VAL:HG23	1:C:64:VAL:HG22	2.01	0.42
1:N:342:GLN:CB	1:O:40:LEU:HD22	2.49	0.42
1:A:133:LEU:HD12	1:A:329:THR:HA	2.02	0.42
1:P:174:ASP:OD1	1:P:474:ARG:NH2	2.53	0.42
1:M:342:GLN:CB	1:P:40:LEU:HD22	2.50	0.42
1:F:443:TRP:O	1:F:453:GLN:NE2	2.52	0.42
1:G:477:GLU:O	1:G:481:LYS:HG3	2.20	0.42
1:G:377:ILE:N	1:G:377:ILE:HD13	2.35	0.42
1:J:292:VAL:HG22	1:J:438:GLN:NE2	2.34	0.42
1:G:488:ASP:HA	1:G:491:ARG:HH12	1.85	0.42
1:D:161:ASN:HB3	1:D:164:THR:OG1	2.20	0.42
1:E:26:LEU:CD2	1:H:418:GLU:HB3	2.49	0.42
1:B:354:HIS:CG	1:C:56:ARG:HG2	2.54	0.42
1:H:368:PRO:O	1:H:371:SER:O	2.37	0.42
1:K:46:LYS:HB3	1:K:46:LYS:HE2	1.89	0.42
1:M:268:GLU:OE1	1:M:302:HIS:HE1	2.03	0.42
1:J:4:PRO:HA	1:J:5:PRO:HD3	1.92	0.42
1:A:168:ASP:OD2	1:A:171:MET:HG3	2.20	0.42
1:I:354:HIS:CG	1:L:56:ARG:HG2	2.55	0.42
1:N:185:GLN:O	1:N:188:TYR:HB2	2.20	0.42
1:O:456:LEU:HD23	1:O:456:LEU:C	2.40	0.42
1:K:65:HIS:CD2	2:K:1503:HEM:C4D	3.08	0.41
1:L:197:ALA:HA	1:L:235:LEU:HG	2.02	0.41
1:F:195:THR:CG2	1:F:240:ALA:HB2	2.50	0.41
1:I:137:TYR:CE1	1:I:206:SER:HA	2.55	0.41
1:E:67:LYS:HE2	1:E:114:ASP:OD1	2.20	0.41
1:I:480:SER:OG	1:I:487:GLY:HA3	2.19	0.41

Continued on next page...

Continued from previous page...

Atom-1	Atom-2	Interatomic distance (Å)	Clash overlap (Å)
1:L:101:THR:OG1	1:L:124:THR:HG23	2.20	0.41
1:J:28:SER:HB2	1:J:34:ALA:HB1	2.02	0.41
1:E:403:ILE:HG22	1:E:404:GLN:N	2.35	0.41
1:B:389:LEU:HB3	1:B:392:THR:OG1	2.20	0.41
1:H:268:GLU:HB3	1:H:302:HIS:HE1	1.85	0.41
1:J:76:GLU:HG3	1:J:96:LYS:HG2	2.02	0.41
1:D:102:ARG:HD3	2:D:1503:HEM:O1D	2.20	0.41
1:F:137:TYR:HB3	1:F:205:TYR:O	2.19	0.41
1:E:143:PHE:HA	1:E:185:GLN:HG2	2.02	0.41
1:J:70:GLY:HA2	1:J:101:THR:O	2.20	0.41
1:B:137:TYR:CD1	1:B:206:SER:HA	2.54	0.41
1:J:138:ASN:ND2	2:J:1503:HEM:CAC	2.83	0.41
1:M:175:TYR:C	1:M:175:TYR:CD1	2.94	0.41
1:N:451:GLY:HA2	1:N:454:GLU:HG2	2.03	0.41
1:N:63:VAL:HG23	1:N:64:VAL:N	2.35	0.41
1:I:315:TYR:HB2	1:L:163:ALA:O	2.20	0.41
1:I:126:PHE:HB2	1:I:133:LEU:HB3	2.02	0.41
1:K:13:CYS:HA	1:K:14:PRO:HD3	1.93	0.41
1:I:389:LEU:O	1:I:390:GLY:C	2.58	0.41
1:J:184:HIS:HE1	1:J:438:GLN:HE21	1.68	0.41
1:E:142:ILE:HG13	1:E:185:GLN:HE21	1.86	0.41
1:F:153:HIS:CE1	1:H:377:ILE:CD1	3.04	0.41
1:H:399:TYR:CE1	1:H:400:ASN:HB3	2.55	0.41
1:I:214:ASN:HD21	1:I:218:GLU:HB2	1.85	0.41
1:N:344:ARG:HG2	1:N:348:TYR:HE1	1.85	0.41
1:J:415:LYS:HA	1:J:416:PRO:HD3	1.86	0.41
1:E:195:THR:O	1:E:195:THR:HG22	2.20	0.41
1:G:274:MET:HE2	1:G:279:SER:HA	1.99	0.41
1:H:17:ASP:OD1	1:H:18:PRO:HD2	2.20	0.41
1:E:103:PHE:HB3	1:E:199:TYR:CD1	2.54	0.41
1:N:270:TYR:HB3	1:N:300:LEU:HB3	2.01	0.41
1:D:13:CYS:HA	1:D:14:PRO:HD3	1.78	0.41
1:D:292:VAL:N	1:D:438:GLN:HE22	2.02	0.41
1:M:133:LEU:HD12	1:M:329:THR:HA	2.03	0.41
1:H:201:THR:HB	1:H:233:HIS:H	1.85	0.41
1:H:208:HIS:CG	1:H:341:LEU:HB2	2.56	0.41
1:J:452:GLU:O	1:J:455:SER:HB2	2.19	0.41
1:D:198:SER:HB2	1:D:254:ASP:OD2	2.21	0.41
1:E:460:VAL:O	1:E:460:VAL:HG12	2.20	0.41
1:P:161:ASN:ND2	1:P:163:ALA:H	2.18	0.41
1:G:134:ASP:HB2	1:G:325:SER:O	2.21	0.41

Continued on next page...

Continued from previous page...

Atom-1	Atom-2	Interatomic distance (Å)	Clash overlap (Å)
1:A:441:MET:O	1:A:445:VAL:HG23	2.20	0.41
1:F:47:LEU:HA	1:G:149:ILE:HD12	2.02	0.41
1:F:293:TRP:HA	1:F:294:PRO:HD2	1.95	0.41
1:D:274:MET:HE2	1:D:279:SER:CB	2.51	0.41
1:O:314:ASN:ND2	1:P:388:ASN:HD22	2.19	0.41
1:E:39:PRO:HB2	1:G:41:LEU:HD22	2.02	0.41
1:J:198:SER:HB2	1:J:254:ASP:OD2	2.21	0.41
1:L:392:THR:HA	1:L:393:PRO:HD3	1.93	0.41
1:G:72:TYR:HB2	1:G:310:GLU:HB3	2.03	0.41
1:D:173:TRP:HE1	1:D:463:HIS:HD2	1.67	0.41
1:N:319:THR:O	1:N:322:ILE:HG22	2.20	0.41
1:J:219:TRP:HE1	1:J:417:ASP:HA	1.86	0.41
1:F:230:GLN:HE22	1:F:266:SER:H	1.69	0.41
1:K:214:ASN:HD21	1:K:218:GLU:HB2	1.85	0.41
1:D:149:ILE:O	1:D:152:PRO:HD2	2.21	0.41
1:M:443:TRP:CD1	1:M:483:GLU:HG3	2.55	0.41
1:B:80:ASP:C	1:B:80:ASP:OD1	2.59	0.41
1:K:80:ASP:OD1	1:K:80:ASP:C	2.59	0.41
1:K:389:LEU:O	1:K:390:GLY:C	2.56	0.41
1:A:265:PRO:HB2	1:A:267:TRP:CZ3	2.56	0.41
1:I:342:GLN:CB	1:L:40:LEU:HD22	2.51	0.41
1:K:88:LYS:O	1:K:91:ASP:HB2	2.20	0.41
1:F:72:TYR:OH	1:F:318:GLU:OE1	2.32	0.41
1:A:79:ASP:OD2	1:A:302:HIS:HD2	2.04	0.41
1:C:323:ALA:HB1	1:C:352:HIS:CE1	2.56	0.41
1:N:183:LEU:HA	1:N:478:TYR:OH	2.20	0.41
1:P:395:TYR:CD1	1:P:395:TYR:N	2.89	0.41
1:E:485:ILE:HG13	1:E:485:ILE:H	1.64	0.41
1:L:437:PHE:O	1:L:440:LYS:HB3	2.21	0.41
1:F:174:ASP:OD1	1:F:474:ARG:NH2	2.53	0.41
1:H:415:LYS:HA	1:H:416:PRO:HD3	1.92	0.41
1:G:230:GLN:HE22	1:G:266:SER:H	1.69	0.41
1:C:348:TYR:HB2	1:C:349:PRO:HD3	2.03	0.41
1:P:389:LEU:O	1:P:390:GLY:C	2.58	0.41
1:E:138:ASN:ND2	2:E:1503:HEM:CAC	2.82	0.41
1:G:137:TYR:HB3	1:G:205:TYR:O	2.21	0.41
1:I:288:ASP:OD1	1:I:290:THR:OG1	2.34	0.41
1:O:101:THR:HA	1:O:123:ALA:O	2.21	0.41
1:O:42:LEU:HD22	1:P:346:PHE:HB2	2.02	0.41
1:C:16:SER:O	1:D:405:TYR:HB3	2.21	0.41
1:M:420:TYR:CE2	1:P:39:PRO:HD3	2.56	0.41

Continued on next page...

Continued from previous page...

Atom-1	Atom-2	Interatomic distance (Å)	Clash overlap (Å)
1:F:46:LYS:HB3	1:F:46:LYS:HE2	1.86	0.41
1:N:274:MET:CE	1:N:279:SER:CA	2.91	0.40
1:M:214:ASN:C	1:M:214:ASN:OD1	2.60	0.40
1:C:79:ASP:HB2	1:C:303:PHE:HA	2.03	0.40
1:C:142:ILE:HG13	1:C:185:GLN:NE2	2.36	0.40
1:P:468:ASP:O	1:P:472:GLN:HG3	2.20	0.40
1:G:18:PRO:HD3	1:H:405:TYR:CE2	2.56	0.40
1:N:13:CYS:HA	1:N:14:PRO:HD3	1.90	0.40
1:O:151:PHE:HB3	1:O:152:PRO:HD3	2.02	0.40
1:M:460:VAL:HG11	1:M:479:PHE:CE2	2.56	0.40
1:M:488:ASP:OD1	1:M:491:ARG:NH2	2.55	0.40
1:A:80:ASP:OD1	1:A:80:ASP:C	2.60	0.40
1:E:42:LEU:HD23	1:E:42:LEU:HA	1.87	0.40
1:I:338:ASP:OD1	1:I:338:ASP:C	2.60	0.40
1:K:390:GLY:HA2	1:L:314:ASN:HB2	2.02	0.40
1:C:344:ARG:HH12	2:C:1503:HEM:HBC2	1.86	0.40
1:F:98:ARG:NH2	1:F:310:GLU:OE1	2.53	0.40
1:G:13:CYS:HA	1:G:14:PRO:HD3	1.95	0.40
1:K:227:ILE:HD12	1:K:270:TYR:CE1	2.56	0.40
1:J:39:PRO:HB2	1:L:41:LEU:HD22	2.03	0.40
1:E:225:HIS:HE1	1:E:272:GLN:OE1	2.05	0.40
1:N:208:HIS:CG	1:N:341:LEU:HB2	2.57	0.40
1:C:75:PHE:CD1	1:C:75:PHE:C	2.94	0.40
1:I:274:MET:HE2	1:I:279:SER:HA	1.92	0.40
1:M:389:LEU:HB3	1:M:392:THR:OG1	2.21	0.40
1:K:282:LEU:HD23	1:K:284:PHE:CZ	2.56	0.40
1:O:274:MET:HE2	1:O:279:SER:CB	2.50	0.40
1:D:195:THR:O	1:D:195:THR:HG22	2.21	0.40
1:E:41:LEU:HD22	1:G:39:PRO:HB2	2.03	0.40
1:A:197:ALA:HA	1:A:235:LEU:HG	2.04	0.40
1:D:161:ASN:HA	1:D:162:PRO:HD3	1.98	0.40
1:E:323:ALA:HB1	1:E:352:HIS:NE2	2.37	0.40
1:G:133:LEU:HD13	1:G:330:VAL:HG22	2.02	0.40
1:P:101:THR:HA	1:P:123:ALA:O	2.21	0.40
1:H:148:PRO:HD3	1:H:339:PRO:HB2	2.03	0.40
1:I:323:ALA:HB1	1:I:352:HIS:CD2	2.56	0.40
1:B:182:SER:O	1:B:186:VAL:HG23	2.21	0.40
1:C:227:ILE:HD12	1:C:270:TYR:CE1	2.56	0.40
1:L:51:LEU:HD23	1:L:51:LEU:HA	1.83	0.40
1:N:73:GLY:HA3	1:N:307:THR:O	2.21	0.40
1:N:282:LEU:HD23	1:N:284:PHE:CZ	2.56	0.40

Continued on next page...

Continued from previous page...

Atom-1	Atom-2	Interatomic distance (Å)	Clash overlap (Å)
1:F:164:THR:HG22	1:G:256:TRP:CE2	2.56	0.40
1:I:173:TRP:NE1	1:I:463:HIS:HD2	2.19	0.40
1:L:67:LYS:NZ	1:L:249:ASP:OD1	2.52	0.40
1:C:77:VAL:HG21	1:C:90:LEU:HA	2.03	0.40
1:B:268:GLU:OE1	1:B:302:HIS:HE1	2.05	0.40
1:M:137:TYR:HB3	1:M:205:TYR:O	2.21	0.40
1:I:143:PHE:HB3	1:I:289:LEU:CD2	2.51	0.40
1:F:142:ILE:HG13	1:F:185:GLN:HE21	1.86	0.40
1:C:144:PHE:CD2	1:C:154:PHE:CZ	3.10	0.40
1:P:212:TRP:CE2	1:P:222:VAL:HG21	2.56	0.40
1:A:314:ASN:HD22	1:A:317:ALA:N	1.96	0.40
1:L:344:ARG:HH12	2:L:1503:HEM:HBC2	1.87	0.40
1:C:446:LEU:C	1:C:448:ARG:N	2.73	0.40
1:E:449:THR:HA	1:E:450:PRO:HD2	1.83	0.40
1:H:239:GLU:OE1	1:H:242:ARG:NH1	2.50	0.40
1:K:183:LEU:HD21	1:K:482:ALA:HB2	2.04	0.40
1:B:13:CYS:HA	1:B:14:PRO:HD3	1.83	0.40
1:H:173:TRP:HE1	1:H:463:HIS:HD2	1.69	0.40
1:B:456:LEU:C	1:B:456:LEU:HD23	2.41	0.40

There are no symmetry-related clashes.

5.3 Torsion angles [i](#)

5.3.1 Protein backbone [i](#)

In the following table, the Percentiles column shows the percent Ramachandran outliers of the chain as a percentile score with respect to all X-ray entries followed by that with respect to entries of similar resolution.

The Analysed column shows the number of residues for which the backbone conformation was analysed, and the total number of residues.

Mol	Chain	Analysed	Favoured	Allowed	Outliers	Percentiles	
1	A	487/509 (96%)	464 (95%)	21 (4%)	2 (0%)	39	74
1	B	490/509 (96%)	471 (96%)	19 (4%)	0	100	100
1	C	488/509 (96%)	464 (95%)	22 (4%)	2 (0%)	39	74
1	D	490/509 (96%)	473 (96%)	17 (4%)	0	100	100
1	E	486/509 (96%)	463 (95%)	21 (4%)	2 (0%)	39	74

Continued on next page...

Continued from previous page...

Mol	Chain	Analysed	Favoured	Allowed	Outliers	Percentiles	
1	F	490/509 (96%)	467 (95%)	23 (5%)	0	100	100
1	G	487/509 (96%)	468 (96%)	19 (4%)	0	100	100
1	H	483/509 (95%)	456 (94%)	25 (5%)	2 (0%)	39	74
1	I	487/509 (96%)	467 (96%)	18 (4%)	2 (0%)	39	74
1	J	487/509 (96%)	466 (96%)	18 (4%)	3 (1%)	30	67
1	K	486/509 (96%)	462 (95%)	23 (5%)	1 (0%)	52	84
1	L	485/509 (95%)	464 (96%)	20 (4%)	1 (0%)	52	84
1	M	487/509 (96%)	458 (94%)	28 (6%)	1 (0%)	52	84
1	N	487/509 (96%)	466 (96%)	20 (4%)	1 (0%)	52	84
1	O	489/509 (96%)	464 (95%)	24 (5%)	1 (0%)	52	84
1	P	487/509 (96%)	473 (97%)	13 (3%)	1 (0%)	52	84
All	All	7796/8144 (96%)	7446 (96%)	331 (4%)	19 (0%)	52	84

All (19) Ramachandran outliers are listed below:

Mol	Chain	Res	Type
1	A	180	ASP
1	J	91	ASP
1	N	91	ASP
1	P	91	ASP
1	E	91	ASP
1	H	180	ASP
1	O	180	ASP
1	C	91	ASP
1	E	500	LYS
1	I	5	PRO
1	I	91	ASP
1	J	180	ASP
1	L	91	ASP
1	A	5	PRO
1	H	91	ASP
1	M	5	PRO
1	K	91	ASP
1	J	3	ASN
1	C	5	PRO

5.3.2 Protein sidechains ⓘ

In the following table, the Percentiles column shows the percent sidechain outliers of the chain as a percentile score with respect to all X-ray entries followed by that with respect to entries of similar resolution.

The Analysed column shows the number of residues for which the sidechain conformation was analysed, and the total number of residues.

Mol	Chain	Analysed	Rotameric	Outliers	Percentiles	
1	A	412/447 (92%)	397 (96%)	15 (4%)	42	78
1	B	417/447 (93%)	402 (96%)	15 (4%)	42	78
1	C	424/447 (95%)	411 (97%)	13 (3%)	47	82
1	D	421/447 (94%)	406 (96%)	15 (4%)	42	78
1	E	422/447 (94%)	407 (96%)	15 (4%)	42	78
1	F	417/447 (93%)	401 (96%)	16 (4%)	40	76
1	G	422/447 (94%)	398 (94%)	24 (6%)	25	59
1	H	419/447 (94%)	398 (95%)	21 (5%)	30	65
1	I	425/447 (95%)	408 (96%)	17 (4%)	38	74
1	J	419/447 (94%)	402 (96%)	17 (4%)	37	73
1	K	423/447 (95%)	405 (96%)	18 (4%)	35	71
1	L	419/447 (94%)	404 (96%)	15 (4%)	42	78
1	M	422/447 (94%)	409 (97%)	13 (3%)	47	82
1	N	420/447 (94%)	404 (96%)	16 (4%)	40	76
1	O	422/447 (94%)	405 (96%)	17 (4%)	38	74
1	P	417/447 (93%)	401 (96%)	16 (4%)	40	76
All	All	6721/7152 (94%)	6458 (96%)	263 (4%)	39	75

All (263) residues with a non-rotameric sidechain are listed below:

Mol	Chain	Res	Type
1	A	23	ARG
1	A	91	ASP
1	A	98	ARG
1	A	104	SER
1	A	118	ASP
1	A	122	PHE
1	A	220	VAL
1	A	286	VAL

Continued on next page...

Continued from previous page...

Mol	Chain	Res	Type
1	A	347	SER
1	A	392	THR
1	A	417	ASP
1	A	429	TRP
1	A	438	GLN
1	A	464	VAL
1	A	471	ILE
1	B	23	ARG
1	B	91	ASP
1	B	98	ARG
1	B	104	SER
1	B	118	ASP
1	B	122	PHE
1	B	220	VAL
1	B	260	GLU
1	B	347	SER
1	B	392	THR
1	B	417	ASP
1	B	428	HIS
1	B	438	GLN
1	B	469	GLU
1	B	485	ILE
1	C	23	ARG
1	C	88	LYS
1	C	91	ASP
1	C	98	ARG
1	C	104	SER
1	C	118	ASP
1	C	122	PHE
1	C	220	VAL
1	C	286	VAL
1	C	392	THR
1	C	471	ILE
1	C	477	GLU
1	C	485	ILE
1	D	23	ARG
1	D	40	LEU
1	D	91	ASP
1	D	104	SER
1	D	118	ASP
1	D	122	PHE
1	D	220	VAL

Continued on next page...

Continued from previous page...

Mol	Chain	Res	Type
1	D	222	VAL
1	D	260	GLU
1	D	347	SER
1	D	392	THR
1	D	417	ASP
1	D	428	HIS
1	D	438	GLN
1	D	485	ILE
1	E	6	VAL
1	E	23	ARG
1	E	40	LEU
1	E	91	ASP
1	E	98	ARG
1	E	118	ASP
1	E	122	PHE
1	E	220	VAL
1	E	260	GLU
1	E	286	VAL
1	E	392	THR
1	E	417	ASP
1	E	438	GLN
1	E	477	GLU
1	E	485	ILE
1	F	13	CYS
1	F	21	THR
1	F	23	ARG
1	F	32	LYS
1	F	40	LEU
1	F	91	ASP
1	F	118	ASP
1	F	122	PHE
1	F	220	VAL
1	F	347	SER
1	F	392	THR
1	F	428	HIS
1	F	429	TRP
1	F	438	GLN
1	F	471	ILE
1	F	485	ILE
1	G	23	ARG
1	G	32	LYS
1	G	40	LEU

Continued on next page...

Continued from previous page...

Mol	Chain	Res	Type
1	G	63	VAL
1	G	91	ASP
1	G	98	ARG
1	G	104	SER
1	G	122	PHE
1	G	220	VAL
1	G	260	GLU
1	G	286	VAL
1	G	347	SER
1	G	392	THR
1	G	401	CYS
1	G	403	ILE
1	G	404	GLN
1	G	417	ASP
1	G	428	HIS
1	G	429	TRP
1	G	438	GLN
1	G	464	VAL
1	G	471	ILE
1	G	492	LYS
1	G	493	LYS
1	H	6	VAL
1	H	23	ARG
1	H	40	LEU
1	H	91	ASP
1	H	98	ARG
1	H	104	SER
1	H	118	ASP
1	H	122	PHE
1	H	128	THR
1	H	220	VAL
1	H	260	GLU
1	H	286	VAL
1	H	305	ARG
1	H	347	SER
1	H	392	THR
1	H	417	ASP
1	H	428	HIS
1	H	429	TRP
1	H	438	GLN
1	H	471	ILE
1	H	485	ILE

Continued on next page...

Continued from previous page...

Mol	Chain	Res	Type
1	I	23	ARG
1	I	32	LYS
1	I	104	SER
1	I	118	ASP
1	I	122	PHE
1	I	128	THR
1	I	220	VAL
1	I	347	SER
1	I	364	PRO
1	I	368	PRO
1	I	392	THR
1	I	417	ASP
1	I	429	TRP
1	I	438	GLN
1	I	471	ILE
1	I	477	GLU
1	I	485	ILE
1	J	23	ARG
1	J	91	ASP
1	J	98	ARG
1	J	110	LYS
1	J	118	ASP
1	J	122	PHE
1	J	128	THR
1	J	220	VAL
1	J	260	GLU
1	J	286	VAL
1	J	392	THR
1	J	417	ASP
1	J	428	HIS
1	J	438	GLN
1	J	469	GLU
1	J	477	GLU
1	J	485	ILE
1	K	23	ARG
1	K	32	LYS
1	K	40	LEU
1	K	91	ASP
1	K	98	ARG
1	K	118	ASP
1	K	122	PHE
1	K	220	VAL

Continued on next page...

Continued from previous page...

Mol	Chain	Res	Type
1	K	347	SER
1	K	392	THR
1	K	417	ASP
1	K	419	LYS
1	K	428	HIS
1	K	429	TRP
1	K	438	GLN
1	K	440	LYS
1	K	469	GLU
1	K	477	GLU
1	L	6	VAL
1	L	23	ARG
1	L	32	LYS
1	L	40	LEU
1	L	91	ASP
1	L	98	ARG
1	L	118	ASP
1	L	122	PHE
1	L	216	LYS
1	L	220	VAL
1	L	392	THR
1	L	417	ASP
1	L	429	TRP
1	L	469	GLU
1	L	485	ILE
1	M	23	ARG
1	M	40	LEU
1	M	91	ASP
1	M	98	ARG
1	M	118	ASP
1	M	122	PHE
1	M	220	VAL
1	M	392	THR
1	M	404	GLN
1	M	428	HIS
1	M	429	TRP
1	M	438	GLN
1	M	485	ILE
1	N	23	ARG
1	N	40	LEU
1	N	91	ASP
1	N	98	ARG

Continued on next page...

Continued from previous page...

Mol	Chain	Res	Type
1	N	118	ASP
1	N	122	PHE
1	N	220	VAL
1	N	222	VAL
1	N	286	VAL
1	N	347	SER
1	N	368	PRO
1	N	392	THR
1	N	417	ASP
1	N	438	GLN
1	N	485	ILE
1	N	498	LYS
1	O	23	ARG
1	O	32	LYS
1	O	40	LEU
1	O	91	ASP
1	O	104	SER
1	O	118	ASP
1	O	122	PHE
1	O	220	VAL
1	O	347	SER
1	O	392	THR
1	O	417	ASP
1	O	428	HIS
1	O	429	TRP
1	O	438	GLN
1	O	464	VAL
1	O	485	ILE
1	O	492	LYS
1	P	23	ARG
1	P	40	LEU
1	P	91	ASP
1	P	104	SER
1	P	110	LYS
1	P	122	PHE
1	P	128	THR
1	P	220	VAL
1	P	260	GLU
1	P	392	THR
1	P	415	LYS
1	P	428	HIS
1	P	438	GLN

Continued on next page...

Continued from previous page...

Mol	Chain	Res	Type
1	P	464	VAL
1	P	474	ARG
1	P	485	ILE

Some sidechains can be flipped to improve hydrogen bonding and reduce clashes. All (201) such sidechains are listed below:

Mol	Chain	Res	Type
1	A	22	GLN
1	A	65	HIS
1	A	161	ASN
1	A	165	ASN
1	A	185	GLN
1	A	230	GLN
1	A	302	HIS
1	A	314	ASN
1	A	321	GLN
1	A	328	HIS
1	A	354	HIS
1	A	404	GLN
1	A	428	HIS
1	A	438	GLN
1	A	463	HIS
1	B	11	GLN
1	B	22	GLN
1	B	161	ASN
1	B	185	GLN
1	B	225	HIS
1	B	230	GLN
1	B	302	HIS
1	B	314	ASN
1	B	321	GLN
1	B	328	HIS
1	B	438	GLN
1	B	463	HIS
1	C	22	GLN
1	C	138	ASN
1	C	161	ASN
1	C	185	GLN
1	C	230	GLN
1	C	302	HIS
1	C	314	ASN
1	C	321	GLN

Continued on next page...

Continued from previous page...

Mol	Chain	Res	Type
1	C	328	HIS
1	C	428	HIS
1	C	438	GLN
1	C	463	HIS
1	C	495	GLN
1	D	22	GLN
1	D	65	HIS
1	D	161	ASN
1	D	185	GLN
1	D	230	GLN
1	D	302	HIS
1	D	314	ASN
1	D	321	GLN
1	D	328	HIS
1	D	438	GLN
1	D	463	HIS
1	E	22	GLN
1	E	65	HIS
1	E	161	ASN
1	E	185	GLN
1	E	225	HIS
1	E	230	GLN
1	E	302	HIS
1	E	314	ASN
1	E	321	GLN
1	E	328	HIS
1	E	354	HIS
1	E	404	GLN
1	E	428	HIS
1	E	438	GLN
1	E	463	HIS
1	F	22	GLN
1	F	161	ASN
1	F	185	GLN
1	F	225	HIS
1	F	230	GLN
1	F	302	HIS
1	F	314	ASN
1	F	321	GLN
1	F	328	HIS
1	F	438	GLN
1	F	463	HIS

Continued on next page...

Continued from previous page...

Mol	Chain	Res	Type
1	G	22	GLN
1	G	161	ASN
1	G	185	GLN
1	G	302	HIS
1	G	314	ASN
1	G	321	GLN
1	G	328	HIS
1	G	438	GLN
1	G	463	HIS
1	H	22	GLN
1	H	161	ASN
1	H	185	GLN
1	H	230	GLN
1	H	302	HIS
1	H	314	ASN
1	H	321	GLN
1	H	328	HIS
1	H	354	HIS
1	H	428	HIS
1	H	438	GLN
1	H	463	HIS
1	I	22	GLN
1	I	65	HIS
1	I	161	ASN
1	I	185	GLN
1	I	302	HIS
1	I	314	ASN
1	I	321	GLN
1	I	328	HIS
1	I	354	HIS
1	I	404	GLN
1	I	428	HIS
1	I	438	GLN
1	I	463	HIS
1	J	22	GLN
1	J	65	HIS
1	J	161	ASN
1	J	185	GLN
1	J	225	HIS
1	J	230	GLN
1	J	302	HIS
1	J	314	ASN

Continued on next page...

Continued from previous page...

Mol	Chain	Res	Type
1	J	321	GLN
1	J	328	HIS
1	J	354	HIS
1	J	438	GLN
1	J	463	HIS
1	K	22	GLN
1	K	161	ASN
1	K	185	GLN
1	K	225	HIS
1	K	230	GLN
1	K	302	HIS
1	K	314	ASN
1	K	321	GLN
1	K	328	HIS
1	K	354	HIS
1	K	428	HIS
1	K	438	GLN
1	K	463	HIS
1	L	22	GLN
1	L	65	HIS
1	L	161	ASN
1	L	185	GLN
1	L	302	HIS
1	L	314	ASN
1	L	321	GLN
1	L	328	HIS
1	L	354	HIS
1	L	428	HIS
1	L	438	GLN
1	L	463	HIS
1	M	22	GLN
1	M	65	HIS
1	M	161	ASN
1	M	165	ASN
1	M	185	GLN
1	M	230	GLN
1	M	302	HIS
1	M	314	ASN
1	M	321	GLN
1	M	328	HIS
1	M	354	HIS
1	M	404	GLN

Continued on next page...

Continued from previous page...

Mol	Chain	Res	Type
1	M	428	HIS
1	M	438	GLN
1	M	463	HIS
1	N	22	GLN
1	N	65	HIS
1	N	161	ASN
1	N	185	GLN
1	N	230	GLN
1	N	302	HIS
1	N	314	ASN
1	N	321	GLN
1	N	328	HIS
1	N	354	HIS
1	N	404	GLN
1	N	438	GLN
1	N	463	HIS
1	O	22	GLN
1	O	65	HIS
1	O	161	ASN
1	O	185	GLN
1	O	230	GLN
1	O	302	HIS
1	O	314	ASN
1	O	321	GLN
1	O	328	HIS
1	O	438	GLN
1	O	462	ASN
1	O	463	HIS
1	P	22	GLN
1	P	65	HIS
1	P	161	ASN
1	P	185	GLN
1	P	230	GLN
1	P	302	HIS
1	P	314	ASN
1	P	321	GLN
1	P	328	HIS
1	P	428	HIS
1	P	438	GLN
1	P	463	HIS

5.3.3 RNA ⓘ

There are no RNA molecules in this entry.

5.4 Non-standard residues in protein, DNA, RNA chains ⓘ

There are no non-standard protein/DNA/RNA residues in this entry.

5.5 Carbohydrates ⓘ

There are no carbohydrates in this entry.

5.6 Ligand geometry ⓘ

15 ligands are modelled in this entry.

In the following table, the Counts columns list the number of bonds (or angles) for which Mogul statistics could be retrieved, the number of bonds (or angles) that are observed in the model and the number of bonds (or angles) that are defined in the chemical component dictionary. The Link column lists molecule types, if any, to which the group is linked. The Z score for a bond length (or angle) is the number of standard deviations the observed value is removed from the expected value. A bond length (or angle) with $|Z| > 2$ is considered an outlier worth inspection. RMSZ is the root-mean-square of all Z scores of the bond lengths (or angles).

Mol	Type	Chain	Res	Link	Bond lengths			Bond angles		
					Counts	RMSZ	$\# Z > 2$	Counts	RMSZ	$\# Z > 2$
2	HEM	B	1503	1	30,50,50	2.16	7 (23%)	24,82,82	2.77	14 (58%)
2	HEM	C	1503	1	30,50,50	2.32	7 (23%)	24,82,82	2.69	12 (50%)
2	HEM	D	1503	1	30,50,50	2.62	7 (23%)	24,82,82	2.64	13 (54%)
2	HEM	E	1503	1	30,50,50	2.49	9 (30%)	24,82,82	2.77	12 (50%)
2	HEM	F	1503	1	30,50,50	2.58	8 (26%)	24,82,82	2.68	12 (50%)
2	HEM	G	1503	1	30,50,50	2.52	7 (23%)	24,82,82	2.40	10 (41%)
2	HEM	H	1503	1	30,50,50	2.41	6 (20%)	24,82,82	2.43	10 (41%)
2	HEM	I	1503	1	30,50,50	2.20	8 (26%)	24,82,82	2.64	11 (45%)
2	HEM	J	1503	1	30,50,50	2.43	10 (33%)	24,82,82	2.59	14 (58%)
2	HEM	K	1503	1	30,50,50	2.42	7 (23%)	24,82,82	2.90	13 (54%)
2	HEM	L	1503	1	30,50,50	2.38	7 (23%)	24,82,82	2.63	12 (50%)
2	HEM	M	1503	1	30,50,50	2.34	9 (30%)	24,82,82	2.69	14 (58%)
2	HEM	N	1503	1	30,50,50	2.68	6 (20%)	24,82,82	2.43	11 (45%)
2	HEM	O	1503	1	30,50,50	2.32	7 (23%)	24,82,82	2.67	12 (50%)

Mol	Type	Chain	Res	Link	Bond lengths			Bond angles		
					Counts	RMSZ	# Z > 2	Counts	RMSZ	# Z > 2
2	HEM	P	1503	1	30,50,50	2.28	7 (23%)	24,82,82	2.50	11 (45%)

In the following table, the Chirals column lists the number of chiral outliers, the number of chiral centers analysed, the number of these observed in the model and the number defined in the chemical component dictionary. Similar counts are reported in the Torsion and Rings columns. '-' means no outliers of that kind were identified.

Mol	Type	Chain	Res	Link	Chirals	Torsions	Rings
2	HEM	B	1503	1	-	0/10/54/54	0/0/8/8
2	HEM	C	1503	1	-	0/10/54/54	0/0/8/8
2	HEM	D	1503	1	-	0/10/54/54	0/0/8/8
2	HEM	E	1503	1	-	0/10/54/54	0/0/8/8
2	HEM	F	1503	1	-	0/10/54/54	0/0/8/8
2	HEM	G	1503	1	-	0/10/54/54	0/0/8/8
2	HEM	H	1503	1	-	0/10/54/54	0/0/8/8
2	HEM	I	1503	1	-	0/10/54/54	0/0/8/8
2	HEM	J	1503	1	-	0/10/54/54	0/0/8/8
2	HEM	K	1503	1	-	0/10/54/54	0/0/8/8
2	HEM	L	1503	1	-	0/10/54/54	0/0/8/8
2	HEM	M	1503	1	-	0/10/54/54	0/0/8/8
2	HEM	N	1503	1	-	0/10/54/54	0/0/8/8
2	HEM	O	1503	1	-	0/10/54/54	0/0/8/8
2	HEM	P	1503	1	-	0/10/54/54	0/0/8/8

All (112) bond length outliers are listed below:

Mol	Chain	Res	Type	Atoms	Z	Observed(Å)	Ideal(Å)
2	N	1503	HEM	C3B-C4B	-9.65	1.43	1.51
2	F	1503	HEM	C3B-C4B	-9.30	1.43	1.51
2	D	1503	HEM	C3B-C4B	-9.16	1.43	1.51
2	L	1503	HEM	C3B-C4B	-8.65	1.44	1.51
2	H	1503	HEM	C3B-C4B	-8.41	1.44	1.51
2	O	1503	HEM	C3B-C4B	-8.24	1.44	1.51
2	C	1503	HEM	C3B-C4B	-7.86	1.44	1.51
2	G	1503	HEM	C3B-C4B	-7.84	1.44	1.51
2	E	1503	HEM	C3B-C4B	-7.78	1.44	1.51
2	M	1503	HEM	C3B-C4B	-7.64	1.45	1.51
2	K	1503	HEM	C3B-C4B	-7.61	1.45	1.51
2	G	1503	HEM	C3D-C4D	-7.51	1.41	1.51
2	P	1503	HEM	C3B-C4B	-7.42	1.45	1.51
2	J	1503	HEM	C3B-C4B	-7.40	1.45	1.51
2	B	1503	HEM	C3B-C4B	-7.36	1.45	1.51

Continued on next page...

Continued from previous page...

Mol	Chain	Res	Type	Atoms	Z	Observed(Å)	Ideal(Å)
2	K	1503	HEM	C3D-C4D	-6.90	1.42	1.51
2	N	1503	HEM	C3D-C4D	-6.82	1.42	1.51
2	J	1503	HEM	C3D-C4D	-6.53	1.43	1.51
2	E	1503	HEM	C3D-C4D	-6.33	1.43	1.51
2	F	1503	HEM	C3D-C4D	-6.17	1.43	1.51
2	D	1503	HEM	C3D-C4D	-6.09	1.43	1.51
2	P	1503	HEM	C3D-C4D	-6.09	1.43	1.51
2	I	1503	HEM	C3D-C4D	-6.08	1.43	1.51
2	I	1503	HEM	C3B-C4B	-6.02	1.46	1.51
2	C	1503	HEM	C3D-C4D	-5.95	1.43	1.51
2	H	1503	HEM	C3D-C4D	-5.59	1.44	1.51
2	B	1503	HEM	C3D-C4D	-5.46	1.44	1.51
2	M	1503	HEM	C3D-C4D	-5.44	1.44	1.51
2	N	1503	HEM	C2C-C1C	-5.34	1.42	1.52
2	O	1503	HEM	C3D-C4D	-5.23	1.44	1.51
2	L	1503	HEM	C3D-C4D	-4.79	1.45	1.51
2	G	1503	HEM	C2C-C1C	-4.77	1.43	1.52
2	I	1503	HEM	C2C-C1C	-4.66	1.43	1.52
2	C	1503	HEM	C2C-C1C	-4.64	1.43	1.52
2	H	1503	HEM	C2C-C1C	-4.55	1.43	1.52
2	P	1503	HEM	C2C-C1C	-4.40	1.44	1.52
2	F	1503	HEM	C2C-C1C	-4.26	1.44	1.52
2	D	1503	HEM	C2C-C1C	-4.21	1.44	1.52
2	L	1503	HEM	C2C-C1C	-4.10	1.44	1.52
2	K	1503	HEM	C2C-C1C	-4.09	1.44	1.52
2	O	1503	HEM	C2C-C1C	-4.06	1.44	1.52
2	M	1503	HEM	C2C-C1C	-3.72	1.45	1.52
2	E	1503	HEM	C2C-C1C	-3.66	1.45	1.52
2	J	1503	HEM	C2C-C1C	-3.58	1.45	1.52
2	B	1503	HEM	C2C-C1C	-2.79	1.47	1.52
2	C	1503	HEM	C2D-C1D	-2.77	1.42	1.51
2	M	1503	HEM	C2D-C1D	-2.50	1.43	1.51
2	K	1503	HEM	C2B-C1B	-2.43	1.43	1.51
2	P	1503	HEM	C2D-C1D	-2.35	1.44	1.51
2	D	1503	HEM	C2D-C1D	-2.32	1.44	1.51
2	E	1503	HEM	C2B-C1B	-2.29	1.44	1.51
2	M	1503	HEM	C2B-C1B	-2.28	1.44	1.51
2	L	1503	HEM	C2B-C1B	-2.28	1.44	1.51
2	I	1503	HEM	C2D-C1D	-2.24	1.44	1.51
2	J	1503	HEM	C2D-C1D	-2.24	1.44	1.51
2	G	1503	HEM	C2D-C1D	-2.23	1.44	1.51
2	J	1503	HEM	C2B-C1B	-2.22	1.44	1.51

Continued on next page...

Continued from previous page...

Mol	Chain	Res	Type	Atoms	Z	Observed(Å)	Ideal(Å)
2	E	1503	HEM	C2D-C1D	-2.22	1.44	1.51
2	I	1503	HEM	C2B-C1B	-2.19	1.44	1.51
2	L	1503	HEM	C2D-C1D	-2.15	1.44	1.51
2	B	1503	HEM	C2D-C1D	-2.04	1.45	1.51
2	H	1503	HEM	C2B-C1B	-2.02	1.45	1.51
2	K	1503	HEM	C1C-NC	2.01	1.38	1.36
2	O	1503	HEM	C4C-NC	2.02	1.38	1.36
2	F	1503	HEM	C4C-NC	2.03	1.38	1.36
2	B	1503	HEM	C1C-NC	2.08	1.38	1.36
2	M	1503	HEM	C1C-NC	2.11	1.38	1.36
2	C	1503	HEM	FE-NB	2.13	2.08	1.97
2	N	1503	HEM	CAA-C2A	2.21	1.55	1.52
2	M	1503	HEM	FE-NB	2.22	2.09	1.97
2	G	1503	HEM	CAA-C2A	2.22	1.55	1.52
2	F	1503	HEM	FE-NC	2.23	2.04	1.95
2	E	1503	HEM	C3B-CAB	2.23	1.55	1.51
2	B	1503	HEM	FE-NB	2.25	2.09	1.97
2	E	1503	HEM	C1C-NC	2.29	1.38	1.36
2	D	1503	HEM	CAA-C2A	2.33	1.56	1.52
2	H	1503	HEM	FE-NB	2.35	2.09	1.97
2	P	1503	HEM	C1C-NC	2.35	1.38	1.36
2	C	1503	HEM	FE-NC	2.36	2.05	1.95
2	J	1503	HEM	C3C-CAC	2.38	1.55	1.51
2	I	1503	HEM	C1C-NC	2.41	1.39	1.36
2	O	1503	HEM	FE-NC	2.41	2.05	1.95
2	I	1503	HEM	FE-NB	2.43	2.10	1.97
2	J	1503	HEM	C3B-CAB	2.46	1.55	1.51
2	P	1503	HEM	FE-NB	2.48	2.10	1.97
2	P	1503	HEM	FE-NC	2.48	2.05	1.95
2	O	1503	HEM	FE-ND	2.49	2.10	1.97
2	I	1503	HEM	C3B-CAB	2.50	1.56	1.51
2	F	1503	HEM	C1C-NC	2.50	1.39	1.36
2	F	1503	HEM	CAA-C2A	2.53	1.56	1.52
2	K	1503	HEM	C3B-CAB	2.58	1.56	1.51
2	L	1503	HEM	FE-NB	2.59	2.11	1.97
2	N	1503	HEM	FE-NB	2.63	2.11	1.97
2	M	1503	HEM	CAA-C2A	2.65	1.56	1.52
2	J	1503	HEM	C1C-NC	2.69	1.39	1.36
2	E	1503	HEM	FE-NB	2.77	2.12	1.97
2	G	1503	HEM	FE-NC	2.86	2.07	1.95
2	C	1503	HEM	CAA-C2A	2.88	1.57	1.52
2	F	1503	HEM	FE-NB	2.92	2.13	1.97

Continued on next page...

Continued from previous page...

Mol	Chain	Res	Type	Atoms	Z	Observed(Å)	Ideal(Å)
2	B	1503	HEM	FE-NC	2.98	2.07	1.95
2	O	1503	HEM	CAA-C2A	3.00	1.57	1.52
2	G	1503	HEM	FE-NB	3.08	2.13	1.97
2	J	1503	HEM	FE-NB	3.13	2.14	1.97
2	N	1503	HEM	FE-NC	3.29	2.08	1.95
2	D	1503	HEM	FE-NB	3.32	2.15	1.97
2	H	1503	HEM	FE-NC	3.60	2.10	1.95
2	K	1503	HEM	FE-NC	3.65	2.10	1.95
2	J	1503	HEM	FE-NC	3.67	2.10	1.95
2	M	1503	HEM	FE-NC	3.71	2.10	1.95
2	L	1503	HEM	FE-NC	4.76	2.14	1.95
2	D	1503	HEM	FE-NC	4.79	2.14	1.95
2	E	1503	HEM	FE-NC	4.97	2.15	1.95

All (181) bond angle outliers are listed below:

Mol	Chain	Res	Type	Atoms	Z	Observed(°)	Ideal(°)
2	O	1503	HEM	C3C-CAC-CBC	-6.23	114.90	124.46
2	K	1503	HEM	C3C-CAC-CBC	-5.89	115.42	124.46
2	F	1503	HEM	C3C-CAC-CBC	-5.50	116.02	124.46
2	M	1503	HEM	C3C-CAC-CBC	-5.42	116.14	124.46
2	P	1503	HEM	C3C-CAC-CBC	-5.28	116.36	124.46
2	K	1503	HEM	CBA-CAA-C2A	-4.76	103.99	112.53
2	B	1503	HEM	CBD-CAD-C3D	-4.59	100.19	113.55
2	D	1503	HEM	C3C-CAC-CBC	-4.49	117.57	124.46
2	C	1503	HEM	C3C-CAC-CBC	-4.48	117.58	124.46
2	E	1503	HEM	C3C-CAC-CBC	-4.34	117.80	124.46
2	E	1503	HEM	CBA-CAA-C2A	-4.32	104.78	112.53
2	C	1503	HEM	CMA-C3A-C4A	-3.92	121.88	128.36
2	L	1503	HEM	C3C-CAC-CBC	-3.69	118.80	124.46
2	G	1503	HEM	C3C-CAC-CBC	-3.56	118.99	124.46
2	H	1503	HEM	C3C-CAC-CBC	-3.54	119.03	124.46
2	L	1503	HEM	CMA-C3A-C4A	-3.52	122.55	128.36
2	B	1503	HEM	CBA-CAA-C2A	-3.46	106.32	112.53
2	D	1503	HEM	CBA-CAA-C2A	-3.45	106.34	112.53
2	N	1503	HEM	C3C-CAC-CBC	-3.42	119.21	124.46
2	B	1503	HEM	C3C-CAC-CBC	-3.33	119.35	124.46
2	G	1503	HEM	C3B-CAB-CBB	-3.30	119.39	124.46
2	E	1503	HEM	CMA-C3A-C4A	-3.21	123.06	128.36
2	L	1503	HEM	CBA-CAA-C2A	-3.10	106.98	112.53
2	L	1503	HEM	C3B-CAB-CBB	-2.99	119.87	124.46
2	J	1503	HEM	C3C-CAC-CBC	-2.98	119.88	124.46

Continued on next page...

Continued from previous page...

Mol	Chain	Res	Type	Atoms	Z	Observed(°)	Ideal(°)
2	I	1503	HEM	CBA-CAA-C2A	-2.94	107.27	112.53
2	M	1503	HEM	CMA-C3A-C4A	-2.91	123.56	128.36
2	I	1503	HEM	C3C-CAC-CBC	-2.88	120.04	124.46
2	J	1503	HEM	CAA-C2A-C1A	-2.83	123.93	127.01
2	K	1503	HEM	CAA-C2A-C1A	-2.83	123.93	127.01
2	I	1503	HEM	CMA-C3A-C4A	-2.77	123.78	128.36
2	C	1503	HEM	CAD-CBD-CGD	-2.76	101.74	113.02
2	N	1503	HEM	CAA-C2A-C1A	-2.75	124.02	127.01
2	O	1503	HEM	C3B-CAB-CBB	-2.72	120.28	124.46
2	B	1503	HEM	C3B-C4B-NB	-2.68	106.51	111.63
2	G	1503	HEM	CBA-CAA-C2A	-2.61	107.84	112.53
2	M	1503	HEM	C3B-C4B-NB	-2.61	106.64	111.63
2	C	1503	HEM	CAA-C2A-C1A	-2.60	124.19	127.01
2	D	1503	HEM	CBD-CAD-C3D	-2.59	106.00	113.55
2	K	1503	HEM	CAD-CBD-CGD	-2.59	102.45	113.02
2	B	1503	HEM	CMA-C3A-C4A	-2.57	124.12	128.36
2	F	1503	HEM	CBD-CAD-C3D	-2.52	106.21	113.55
2	J	1503	HEM	CAA-CBA-CGA	-2.50	108.16	112.75
2	P	1503	HEM	CAD-CBD-CGD	-2.48	102.91	113.02
2	F	1503	HEM	CAA-C2A-C1A	-2.45	124.35	127.01
2	P	1503	HEM	CBA-CAA-C2A	-2.41	108.20	112.53
2	H	1503	HEM	C3B-C4B-NB	-2.40	107.03	111.63
2	D	1503	HEM	C3B-C4B-NB	-2.38	107.08	111.63
2	H	1503	HEM	CAA-C2A-C1A	-2.35	124.46	127.01
2	J	1503	HEM	C2C-C1C-NC	-2.33	106.28	110.21
2	K	1503	HEM	C3B-C4B-NB	-2.28	107.26	111.63
2	L	1503	HEM	C3B-C4B-NB	-2.28	107.27	111.63
2	O	1503	HEM	CBA-CAA-C2A	-2.27	108.45	112.53
2	E	1503	HEM	C3B-C4B-NB	-2.26	107.32	111.63
2	F	1503	HEM	CMA-C3A-C4A	-2.25	124.64	128.36
2	B	1503	HEM	CAA-C2A-C1A	-2.25	124.57	127.01
2	M	1503	HEM	C3B-CAB-CBB	-2.25	121.01	124.46
2	M	1503	HEM	C2C-C1C-NC	-2.21	106.48	110.21
2	M	1503	HEM	CBD-CAD-C3D	-2.19	107.17	113.55
2	O	1503	HEM	C3B-C4B-NB	-2.19	107.45	111.63
2	F	1503	HEM	C2C-C1C-NC	-2.19	106.52	110.21
2	D	1503	HEM	CMA-C3A-C4A	-2.17	124.77	128.36
2	D	1503	HEM	CAD-CBD-CGD	-2.15	104.26	113.02
2	J	1503	HEM	C3B-C4B-NB	-2.13	107.56	111.63
2	J	1503	HEM	CMA-C3A-C4A	-2.11	124.88	128.36
2	N	1503	HEM	C3B-C4B-NB	-2.10	107.61	111.63
2	N	1503	HEM	C2C-C1C-NC	-2.05	106.75	110.21

Continued on next page...

Continued from previous page...

Mol	Chain	Res	Type	Atoms	Z	Observed(°)	Ideal(°)
2	N	1503	HEM	CBA-CAA-C2A	-2.04	108.86	112.53
2	P	1503	HEM	CMA-C3A-C4A	-2.02	125.02	128.36
2	E	1503	HEM	CAA-C2A-C1A	-2.01	124.82	127.01
2	C	1503	HEM	CMA-C3A-C2A	2.02	129.46	125.24
2	I	1503	HEM	CMA-C3A-C2A	2.09	129.61	125.24
2	E	1503	HEM	C3B-C4B-CHC	2.12	126.15	123.16
2	J	1503	HEM	C2D-C3D-C4D	2.14	105.12	101.50
2	O	1503	HEM	C2D-C3D-C4D	2.18	105.20	101.50
2	N	1503	HEM	C2D-C3D-C4D	2.24	105.29	101.50
2	L	1503	HEM	C2D-C3D-C4D	2.25	105.31	101.50
2	G	1503	HEM	CMD-C2D-C3D	2.27	124.37	114.35
2	P	1503	HEM	C3B-C4B-CHC	2.32	126.43	123.16
2	D	1503	HEM	C2C-C1C-CHC	2.33	127.23	123.68
2	M	1503	HEM	C2D-C3D-C4D	2.35	105.49	101.50
2	K	1503	HEM	C3B-C4B-CHC	2.36	126.48	123.16
2	J	1503	HEM	C2C-C1C-CHC	2.36	127.28	123.68
2	C	1503	HEM	C2D-C3D-C4D	2.40	105.57	101.50
2	G	1503	HEM	C2D-C3D-C4D	2.48	105.70	101.50
2	L	1503	HEM	C2C-C1C-CHC	2.49	127.47	123.68
2	O	1503	HEM	CMD-C2D-C3D	2.50	125.40	114.35
2	E	1503	HEM	CMD-C2D-C3D	2.52	125.49	114.35
2	O	1503	HEM	C2C-C1C-CHC	2.54	127.55	123.68
2	C	1503	HEM	C3B-C4B-CHC	2.54	126.75	123.16
2	N	1503	HEM	CMD-C2D-C3D	2.55	125.63	114.35
2	M	1503	HEM	C3B-C4B-CHC	2.56	126.77	123.16
2	I	1503	HEM	C2D-C3D-C4D	2.59	105.89	101.50
2	K	1503	HEM	CMD-C2D-C3D	2.60	125.85	114.35
2	G	1503	HEM	C3B-C4B-CHC	2.60	126.83	123.16
2	M	1503	HEM	CMD-C2D-C3D	2.60	125.87	114.35
2	B	1503	HEM	C2D-C3D-C4D	2.61	105.93	101.50
2	K	1503	HEM	C2C-C1C-CHC	2.66	127.73	123.68
2	L	1503	HEM	CMD-C2D-C3D	2.67	126.16	114.35
2	F	1503	HEM	C2D-C3D-C4D	2.68	106.04	101.50
2	H	1503	HEM	CMD-C2D-C3D	2.70	126.28	114.35
2	E	1503	HEM	C2D-C3D-C4D	2.74	106.15	101.50
2	K	1503	HEM	C2D-C3D-C4D	2.75	106.16	101.50
2	F	1503	HEM	CMD-C2D-C3D	2.76	126.56	114.35
2	H	1503	HEM	C2C-C1C-CHC	2.79	127.93	123.68
2	I	1503	HEM	CMD-C2D-C3D	2.80	126.75	114.35
2	P	1503	HEM	C2D-C3D-C4D	2.88	106.38	101.50
2	G	1503	HEM	CMB-C2B-C3B	3.01	124.04	116.53
2	K	1503	HEM	CAD-C3D-C4D	3.02	123.13	112.47

Continued on next page...

Continued from previous page...

Mol	Chain	Res	Type	Atoms	Z	Observed(°)	Ideal(°)
2	H	1503	HEM	C3B-C4B-CHC	3.03	127.43	123.16
2	M	1503	HEM	C2C-C1C-CHC	3.06	128.33	123.68
2	B	1503	HEM	CMD-C2D-C3D	3.10	128.06	114.35
2	P	1503	HEM	CMD-C2D-C3D	3.12	128.17	114.35
2	D	1503	HEM	C2D-C3D-C4D	3.15	106.85	101.50
2	C	1503	HEM	CMD-C2D-C3D	3.16	128.34	114.35
2	L	1503	HEM	CAD-C3D-C2D	3.19	122.39	113.22
2	J	1503	HEM	CMD-C2D-C3D	3.19	128.48	114.35
2	D	1503	HEM	CMD-C2D-C3D	3.20	128.50	114.35
2	B	1503	HEM	C2C-C1C-CHC	3.21	128.56	123.68
2	F	1503	HEM	C3B-C4B-CHC	3.29	127.80	123.16
2	B	1503	HEM	C3B-C4B-CHC	3.29	127.80	123.16
2	J	1503	HEM	C3B-C4B-CHC	3.32	127.83	123.16
2	O	1503	HEM	C3B-C4B-CHC	3.33	127.85	123.16
2	F	1503	HEM	CAD-C3D-C4D	3.37	124.35	112.47
2	J	1503	HEM	CMC-C2C-C3C	3.42	125.08	116.53
2	B	1503	HEM	CMC-C2C-C3C	3.51	125.30	116.53
2	P	1503	HEM	CMC-C2C-C3C	3.52	125.31	116.53
2	J	1503	HEM	CAD-C3D-C4D	3.54	124.96	112.47
2	N	1503	HEM	CAD-C3D-C4D	3.58	125.09	112.47
2	H	1503	HEM	CMC-C2C-C3C	3.71	125.78	116.53
2	L	1503	HEM	CMC-C2C-C3C	3.74	125.86	116.53
2	K	1503	HEM	CMC-C2C-C3C	3.75	125.89	116.53
2	B	1503	HEM	CAD-C3D-C4D	3.84	126.00	112.47
2	N	1503	HEM	CMB-C2B-C3B	3.84	126.12	116.53
2	O	1503	HEM	CMC-C2C-C3C	3.87	126.20	116.53
2	D	1503	HEM	CMC-C2C-C3C	3.90	126.26	116.53
2	E	1503	HEM	CAD-C3D-C4D	3.91	126.28	112.47
2	G	1503	HEM	CAD-C3D-C4D	3.98	126.52	112.47
2	I	1503	HEM	CAD-C3D-C4D	4.01	126.61	112.47
2	I	1503	HEM	C3B-C4B-CHC	4.01	128.81	123.16
2	P	1503	HEM	CAD-C3D-C4D	4.05	126.77	112.47
2	P	1503	HEM	CMB-C2B-C3B	4.08	126.72	116.53
2	M	1503	HEM	CMB-C2B-C3B	4.09	126.74	116.53
2	O	1503	HEM	CMB-C2B-C3B	4.11	126.79	116.53
2	C	1503	HEM	CAD-C3D-C4D	4.12	127.00	112.47
2	D	1503	HEM	CAD-C3D-C4D	4.14	127.06	112.47
2	F	1503	HEM	CMC-C2C-C3C	4.14	126.86	116.53
2	H	1503	HEM	CAD-C3D-C4D	4.15	127.11	112.47
2	H	1503	HEM	CMB-C2B-C3B	4.15	126.90	116.53
2	M	1503	HEM	CMC-C2C-C3C	4.16	126.92	116.53
2	M	1503	HEM	CAD-C3D-C2D	4.31	125.62	113.22

Continued on next page...

Continued from previous page...

Mol	Chain	Res	Type	Atoms	Z	Observed(°)	Ideal(°)
2	E	1503	HEM	CMC-C2C-C3C	4.36	127.43	116.53
2	G	1503	HEM	CMC-C2C-C3C	4.37	127.45	116.53
2	D	1503	HEM	CMB-C2B-C3B	4.40	127.51	116.53
2	C	1503	HEM	CMC-C2C-C3C	4.41	127.53	116.53
2	D	1503	HEM	CAD-C3D-C2D	4.46	126.03	113.22
2	C	1503	HEM	CMB-C2B-C3B	4.48	127.72	116.53
2	O	1503	HEM	CAD-C3D-C4D	4.53	128.44	112.47
2	I	1503	HEM	CMB-C2B-C3B	4.55	127.88	116.53
2	B	1503	HEM	CMB-C2B-C3B	4.56	127.91	116.53
2	O	1503	HEM	CAD-C3D-C2D	4.57	126.36	113.22
2	F	1503	HEM	CMB-C2B-C3B	4.61	128.04	116.53
2	M	1503	HEM	CAD-C3D-C4D	4.65	128.85	112.47
2	N	1503	HEM	CMC-C2C-C3C	4.68	128.21	116.53
2	P	1503	HEM	CAD-C3D-C2D	4.74	126.85	113.22
2	C	1503	HEM	CAD-C3D-C2D	4.94	127.43	113.22
2	L	1503	HEM	CMB-C2B-C3B	4.95	128.88	116.53
2	I	1503	HEM	CAD-C3D-C2D	4.96	127.49	113.22
2	E	1503	HEM	CAD-C3D-C2D	4.99	127.57	113.22
2	J	1503	HEM	CMB-C2B-C3B	5.06	129.16	116.53
2	G	1503	HEM	CAD-C3D-C2D	5.06	127.78	113.22
2	B	1503	HEM	CAD-C3D-C2D	5.16	128.04	113.22
2	E	1503	HEM	CMB-C2B-C3B	5.17	129.45	116.53
2	H	1503	HEM	CAD-C3D-C2D	5.19	128.15	113.22
2	K	1503	HEM	CMB-C2B-C3B	5.43	130.09	116.53
2	I	1503	HEM	CMC-C2C-C3C	5.60	130.51	116.53
2	L	1503	HEM	CAD-C3D-C4D	5.62	132.30	112.47
2	F	1503	HEM	CAD-C3D-C2D	5.70	129.61	113.22
2	N	1503	HEM	CAD-C3D-C2D	5.70	129.61	113.22
2	J	1503	HEM	CAD-C3D-C2D	5.81	129.91	113.22
2	K	1503	HEM	CAD-C3D-C2D	6.08	130.70	113.22

There are no chirality outliers.

There are no torsion outliers.

There are no ring outliers.

15 monomers are involved in 66 short contacts:

Mol	Chain	Res	Type	Clashes	Symm-Clashes
2	B	1503	HEM	6	0
2	C	1503	HEM	6	0
2	D	1503	HEM	4	0
2	E	1503	HEM	5	0

Continued on next page...

Continued from previous page...

Mol	Chain	Res	Type	Clashes	Symm-Clashes
2	F	1503	HEM	3	0
2	G	1503	HEM	3	0
2	H	1503	HEM	5	0
2	I	1503	HEM	1	0
2	J	1503	HEM	5	0
2	K	1503	HEM	6	0
2	L	1503	HEM	6	0
2	M	1503	HEM	3	0
2	N	1503	HEM	5	0
2	O	1503	HEM	5	0
2	P	1503	HEM	3	0

5.7 Other polymers [i](#)

There are no such residues in this entry.

5.8 Polymer linkage issues [i](#)

There are no chain breaks in this entry.

6 Fit of model and data ⓘ

6.1 Protein, DNA and RNA chains ⓘ

In the following table, the column labelled ‘#RSRZ> 2’ contains the number (and percentage) of RSRZ outliers, followed by percent RSRZ outliers for the chain as percentile scores relative to all X-ray entries and entries of similar resolution. The OWAB column contains the minimum, median, 95th percentile and maximum values of the occupancy-weighted average B-factor per residue. The column labelled ‘Q< 0.9’ lists the number of (and percentage) of residues with an average occupancy less than 0.9.

Mol	Chain	Analysed	<RSRZ>	#RSRZ>2	OWAB(Å ²)	Q<0.9
1	A	491/509 (96%)	-0.51	1 (0%) 95 95	21, 41, 67, 105	0
1	B	494/509 (97%)	-0.46	3 (0%) 90 89	20, 41, 68, 105	0
1	C	492/509 (96%)	-0.45	2 (0%) 93 92	20, 41, 68, 122	0
1	D	494/509 (97%)	-0.49	2 (0%) 93 92	20, 42, 69, 105	0
1	E	490/509 (96%)	-0.48	3 (0%) 90 89	20, 41, 68, 105	0
1	F	494/509 (97%)	-0.45	7 (1%) 78 76	20, 40, 69, 151	0
1	G	491/509 (96%)	-0.43	8 (1%) 74 72	20, 41, 68, 105	0
1	H	487/509 (95%)	-0.43	5 (1%) 84 82	21, 41, 68, 109	0
1	I	491/509 (96%)	-0.43	2 (0%) 93 92	20, 41, 69, 105	0
1	J	491/509 (96%)	-0.43	3 (0%) 90 89	21, 41, 68, 105	0
1	K	490/509 (96%)	-0.40	6 (1%) 81 78	20, 41, 69, 105	0
1	L	489/509 (96%)	-0.45	3 (0%) 90 89	21, 41, 69, 104	0
1	M	491/509 (96%)	-0.43	8 (1%) 74 72	22, 42, 69, 105	0
1	N	491/509 (96%)	-0.40	6 (1%) 81 78	22, 42, 69, 105	0
1	O	493/509 (96%)	-0.51	4 (0%) 87 86	21, 42, 70, 105	0
1	P	491/509 (96%)	-0.38	6 (1%) 81 78	21, 42, 70, 105	0
All	All	7860/8144 (96%)	-0.45	69 (0%) 85 84	20, 41, 69, 151	0

All (69) RSRZ outliers are listed below:

Mol	Chain	Res	Type	RSRZ
1	K	404	GLN	4.5
1	P	406	ALA	4.3
1	G	406	ALA	4.2
1	I	408	SER	3.7
1	E	416	PRO	3.6

Continued on next page...

Continued from previous page...

Mol	Chain	Res	Type	RSRZ
1	K	406	ALA	3.5
1	G	407	VAL	3.4
1	B	402	PRO	3.4
1	M	451	GLY	3.3
1	F	414	ASN	3.3
1	L	406	ALA	3.2
1	D	416	PRO	3.2
1	O	4	PRO	3.2
1	C	416	PRO	3.2
1	F	405	TYR	3.2
1	M	408	SER	3.1
1	O	408	SER	3.1
1	G	404	GLN	3.1
1	H	470	PHE	3.0
1	J	405	TYR	2.9
1	H	501	ALA	2.9
1	F	416	PRO	2.8
1	K	405	TYR	2.8
1	A	408	SER	2.8
1	O	414	ASN	2.8
1	B	416	PRO	2.8
1	J	406	ALA	2.8
1	M	262	GLY	2.7
1	N	405	TYR	2.6
1	O	407	VAL	2.6
1	M	416	PRO	2.6
1	N	407	VAL	2.5
1	P	407	VAL	2.5
1	M	5	PRO	2.5
1	G	4	PRO	2.4
1	P	433	ASP	2.4
1	M	216	LYS	2.4
1	C	414	ASN	2.4
1	K	402	PRO	2.3
1	F	447	GLY	2.3
1	P	402	PRO	2.3
1	M	30	GLY	2.3
1	N	450	PRO	2.3
1	G	416	PRO	2.3
1	H	450	PRO	2.3
1	B	404	GLN	2.2
1	J	416	PRO	2.2

Continued on next page...

Continued from previous page...

Mol	Chain	Res	Type	RSRZ
1	D	407	VAL	2.2
1	I	415	LYS	2.2
1	P	470	PHE	2.2
1	M	407	VAL	2.2
1	G	405	TYR	2.2
1	H	295	HIS	2.2
1	N	295	HIS	2.2
1	L	495	GLN	2.2
1	E	448	ARG	2.1
1	P	416	PRO	2.1
1	F	404	GLN	2.1
1	H	449	THR	2.1
1	F	2	ALA	2.1
1	N	451	GLY	2.0
1	N	404	GLN	2.0
1	L	496	GLU	2.0
1	G	501	ALA	2.0
1	G	215	SER	2.0
1	F	496	GLU	2.0
1	K	401	CYS	2.0
1	K	450	PRO	2.0
1	E	5	PRO	2.0

6.2 Non-standard residues in protein, DNA, RNA chains [i](#)

There are no non-standard protein/DNA/RNA residues in this entry.

6.3 Carbohydrates [i](#)

There are no carbohydrates in this entry.

6.4 Ligands [i](#)

In the following table, the Atoms column lists the number of modelled atoms in the group and the number defined in the chemical component dictionary. LLDF column lists the quality of electron density of the group with respect to its neighbouring residues in protein, DNA or RNA chains. The B-factors column lists the minimum, median, 95th percentile and maximum values of B factors of atoms in the group. The column labelled 'Q < 0.9' lists the number of atoms with occupancy less than 0.9.

Mol	Type	Chain	Res	Atoms	RSCC	RSR	LLDF	B-factors(\AA^2)	Q<0.9
2	HEM	H	1503	43/43	0.96	0.14	1.09	22,41,45,47	0
2	HEM	N	1503	43/43	0.96	0.13	0.71	28,37,39,41	0
2	HEM	O	1503	43/43	0.96	0.13	0.63	20,32,35,39	0
2	HEM	I	1503	43/43	0.97	0.13	0.52	25,34,39,43	0
2	HEM	M	1503	43/43	0.97	0.12	0.44	27,33,37,39	0
2	HEM	J	1503	43/43	0.97	0.14	0.41	24,34,39,41	0
2	HEM	K	1503	43/43	0.97	0.12	0.24	20,30,35,38	0
2	HEM	C	1503	43/43	0.97	0.12	0.06	19,25,31,34	0
2	HEM	L	1503	43/43	0.97	0.12	0.00	22,27,31,35	0
2	HEM	E	1503	43/43	0.97	0.12	-0.04	22,30,35,38	0
2	HEM	D	1503	43/43	0.97	0.12	-0.12	21,32,36,40	0
2	HEM	P	1503	43/43	0.97	0.11	-0.23	31,41,44,46	0
2	HEM	G	1503	43/43	0.97	0.12	-0.34	19,24,29,32	0
2	HEM	B	1503	43/43	0.96	0.11	-0.34	16,26,31,34	0
2	HEM	F	1503	43/43	0.98	0.11	-0.37	17,25,29,34	0

6.5 Other polymers [i](#)

There are no such residues in this entry.