



Full wwPDB X-ray Structure Validation Report ⓘ

Feb 1, 2016 – 06:37 AM GMT

PDB ID : 2XQ3
Title : PENTAMERIC LIGAND GATED ION CHANNEL GLIC IN COMPLEX WITH BR-LIDOCAINE
Authors : Hilf, R.J.C.; Bertozzi, C.; Zimmermann, I.; Reiter, A.; Trauner, D.; Dutzler, R.
Deposited on : 2010-09-01
Resolution : 3.50 Å(reported)

This is a Full wwPDB X-ray Structure Validation Report for a publicly released PDB entry.
We welcome your comments at validation@mail.wwpdb.org
A user guide is available at
<http://wwpdb.org/validation/2016/XrayValidationReportHelp>
with specific help available everywhere you see the ⓘ symbol.

The following versions of software and data (see [references ⓘ](#)) were used in the production of this report:

MolProbity : 4.02b-467
Mogul : 1.7 (RC4), CSD as536be (2015)
Xtriage (Phenix) : 1.9-1692
EDS : rb-20026688
Percentile statistics : 20151230.v01 (using entries in the PDB archive December 30th 2015)
Refmac : 5.8.0135
CCP4 : 6.5.0
Ideal geometry (proteins) : Engh & Huber (2001)
Ideal geometry (DNA, RNA) : Parkinson et al. (1996)
Validation Pipeline (wwPDB-VP) : trunk26865

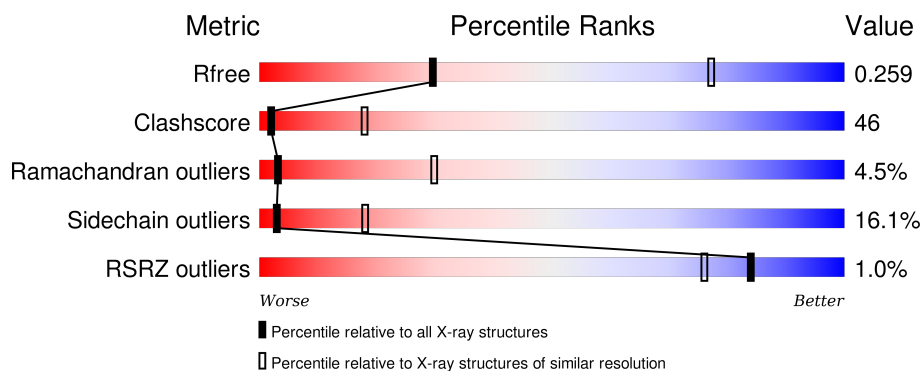
1 Overall quality at a glance

The following experimental techniques were used to determine the structure:

X-RAY DIFFRACTION

The reported resolution of this entry is 3.50 Å.

Percentile scores (ranging between 0-100) for global validation metrics of the entry are shown in the following graphic. The table shows the number of entries on which the scores are based.



Metric	Whole archive (#Entries)	Similar resolution (#Entries, resolution range(Å))
R_{free}	91344	1051 (3.60-3.40)
Clashscore	102246	1157 (3.60-3.40)
Ramachandran outliers	100387	1120 (3.60-3.40)
Sidechain outliers	100360	1121 (3.60-3.40)
RSRZ outliers	91569	1058 (3.60-3.40)

The table below summarises the geometric issues observed across the polymeric chains and their fit to the electron density. The red, orange, yellow and green segments on the lower bar indicate the fraction of residues that contain outliers for ≥ 3 , 2, 1 and 0 types of geometric quality criteria. A grey segment represents the fraction of residues that are not modelled. The numeric value for each fraction is indicated below the corresponding segment, with a dot representing fractions $\leq 5\%$. The upper red bar (where present) indicates the fraction of residues that have poor fit to the electron density. The numeric value is given above the bar.

Mol	Chain	Length	Quality of chain
1	A	317	<div> <div>%</div> <div> <div></div> <div>37%</div> <div>47%</div> <div>13%</div> <div>..</div> </div> </div>
1	B	317	<div> <div>2%</div> <div> <div></div> <div>34%</div> <div>50%</div> <div>12%</div> <div>..</div> </div> </div>
1	C	317	<div> <div>%</div> <div> <div></div> <div>39%</div> <div>45%</div> <div>13%</div> <div>..</div> </div> </div>
1	D	317	<div> <div>%</div> <div> <div></div> <div>36%</div> <div>47%</div> <div>13%</div> <div>..</div> </div> </div>
1	E	317	<div> <div>%</div> <div> <div></div> <div>34%</div> <div>50%</div> <div>13%</div> <div>..</div> </div> </div>

2 Entry composition

There are 2 unique types of molecules in this entry. The entry contains 12606 atoms, of which 0 are hydrogens and 0 are deuteriums.

In the tables below, the ZeroOcc column contains the number of atoms modelled with zero occupancy, the AltConf column contains the number of residues with at least one atom in alternate conformation and the Trace column contains the number of residues modelled with at most 2 atoms.

- Molecule 1 is a protein called GLR4197 PROTEIN.

Mol	Chain	Residues	Atoms					ZeroOcc	AltConf	Trace
1	A	310	Total	C	N	O	S	0	0	0
			2521	1662	403	452	4			
1	B	310	Total	C	N	O	S	0	0	0
			2521	1662	403	452	4			
1	C	310	Total	C	N	O	S	0	0	0
			2521	1662	403	452	4			
1	D	310	Total	C	N	O	S	0	0	0
			2521	1662	403	452	4			
1	E	310	Total	C	N	O	S	0	0	0
			2521	1662	403	452	4			

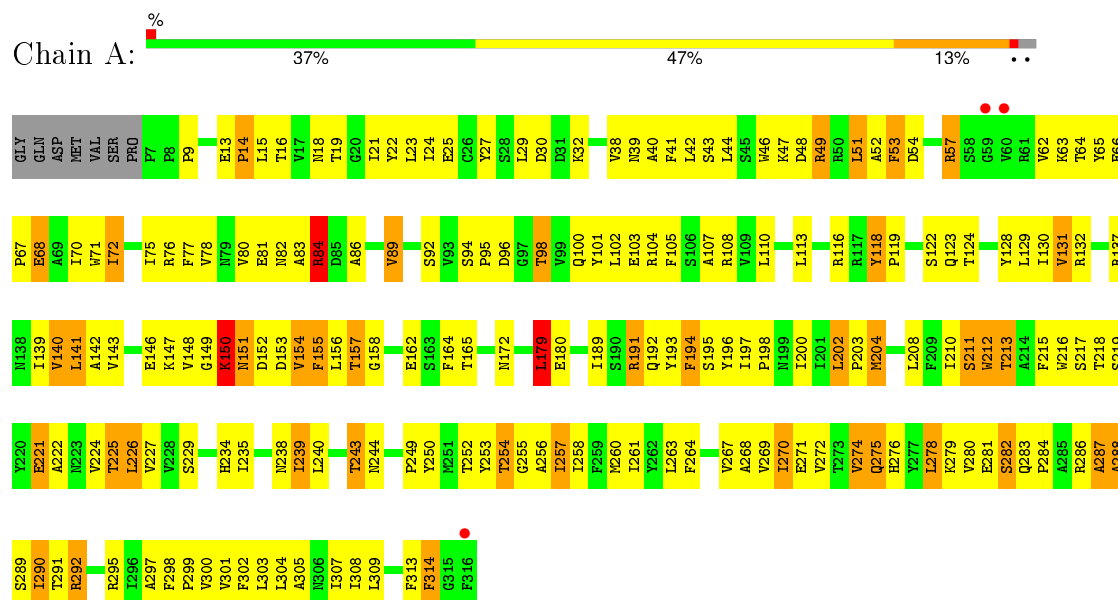
- Molecule 2 is BROMIDE ION (three-letter code: BR) (formula: Br).

Mol	Chain	Residues	Atoms		ZeroOcc	AltConf
2	C	1	Total	Br	0	0
			1	1		

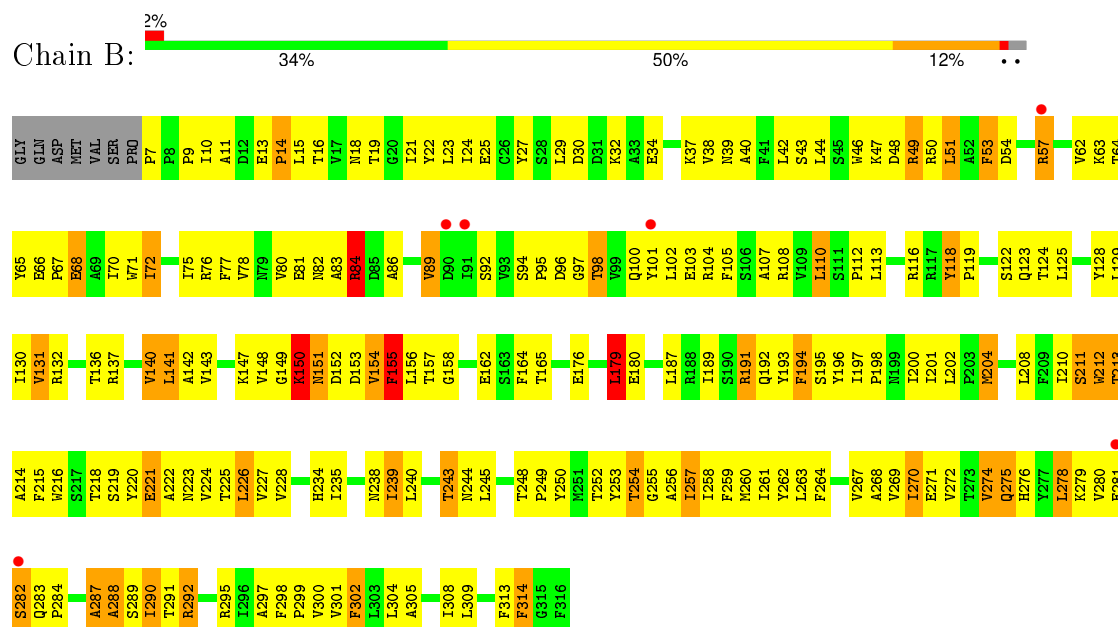
3 Residue-property plots

These plots are drawn for all protein, RNA and DNA chains in the entry. The first graphic for a chain summarises the proportions of errors displayed in the second graphic. The second graphic shows the sequence view annotated by issues in geometry and electron density. Residues are color-coded according to the number of geometric quality criteria for which they contain at least one outlier: green = 0, yellow = 1, orange = 2 and red = 3 or more. A red dot above a residue indicates a poor fit to the electron density ($RSRZ > 2$). Stretches of 2 or more consecutive residues without any outlier are shown as a green connector. Residues present in the sample, but not in the model, are shown in grey.

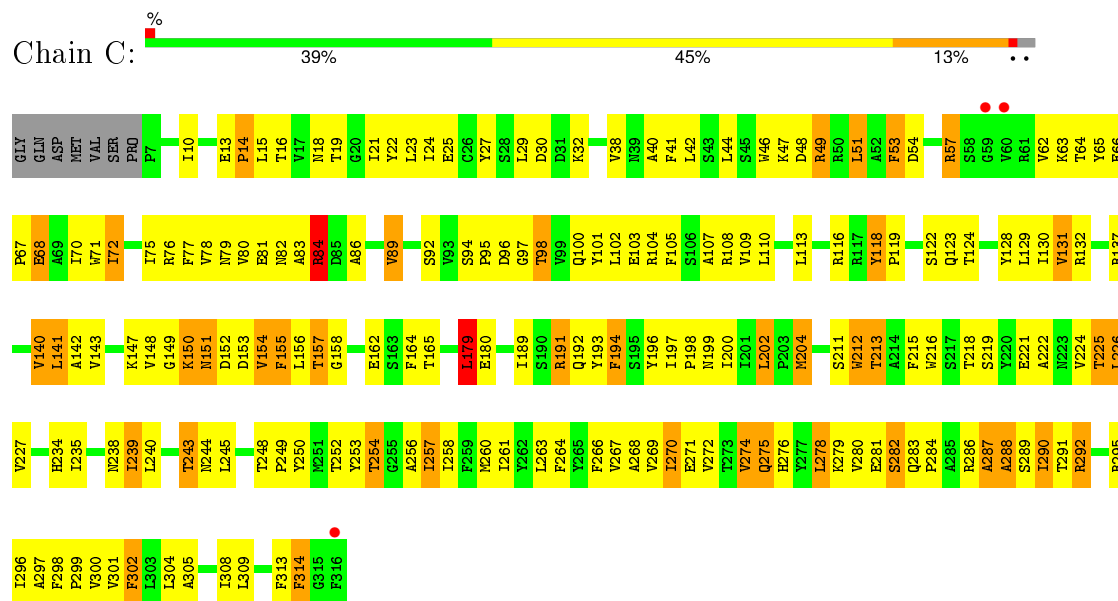
• Molecule 1: GLR4197 PROTEIN



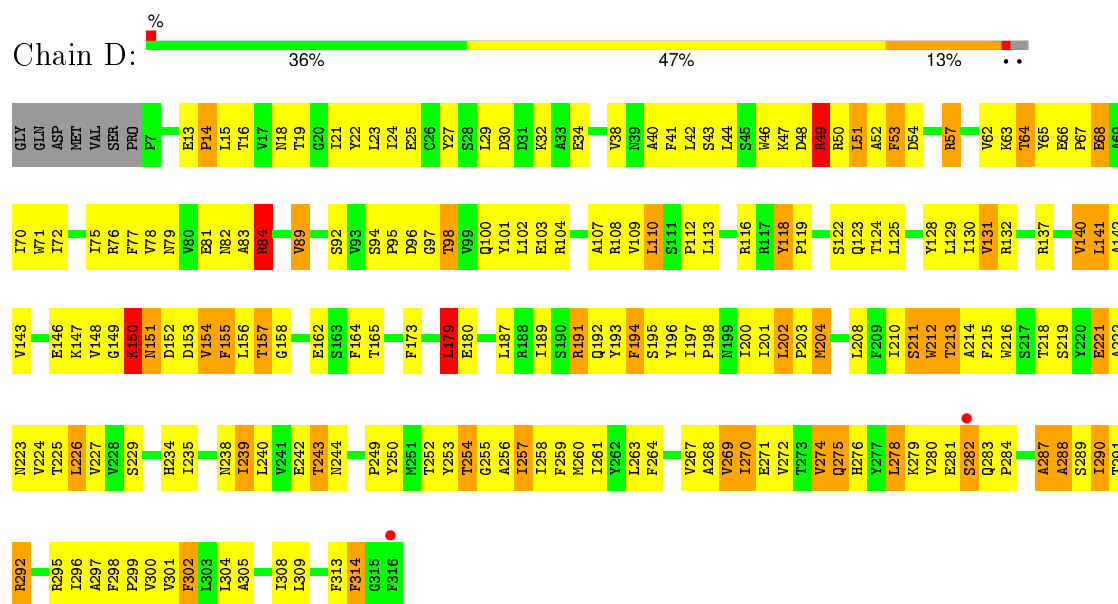
• Molecule 1: GLR4197 PROTEIN



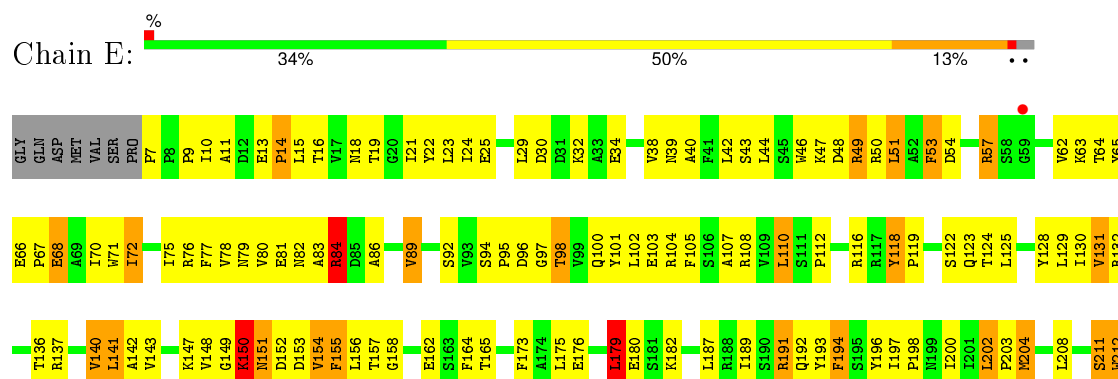
• Molecule 1: GLR4197 PROTEIN



• Molecule 1: GLR4197 PROTEIN



• Molecule 1: GLR4197 PROTEIN



E281	E282	E283	E284	E285	E286	E287	E288	E289	E290	E291	E292	E295	E296	E297	E298	E299	E300	E301	E302	E303	E304	E305	E308	E309	E313	E314	E315	E316																									
T213	A214	T215	E216	E217	T218	E219	E220	E221	A222	E223	E224	E225	E226	E227	E228	E234	E235	E238	E239	E240	E243	E244	E248	E249	E250	E251	E252	E253	E254	E255	E256	E257	E258	E259	E260	E261	E262	E263	E264	E266	E267	E268	E269	E270	E271	E272	E273	E274	E275	E276	E278	E279	E280

4 Data and refinement statistics

Property	Value	Source
Space group	C 1 2 1	Depositor
Cell constants a, b, c, α , β , γ	183.31Å 128.31Å 164.37Å 90.00° 104.04° 90.00°	Depositor
Resolution (Å)	40.20 – 3.50 40.20 – 3.50	Depositor EDS
% Data completeness (in resolution range)	95.2 (40.20-3.50) 95.2 (40.20-3.50)	Depositor EDS
R_{merge}	0.10	Depositor
R_{sym}	(Not available)	Depositor
$\langle I/\sigma(I) \rangle$ ¹	2.11 (at 3.48Å)	Xtriage
Refinement program	PHENIX (PHENIX.REFINE)	Depositor
R, R_{free}	0.248 , 0.257 0.247 , 0.259	Depositor DCC
R_{free} test set	2237 reflections (5.02%)	DCC
Wilson B-factor (Å ²)	102.0	Xtriage
Anisotropy	0.254	Xtriage
Bulk solvent k_{sol} (e/Å ³), B_{sol} (Å ²)	0.27 , 71.3	EDS
Estimated twinning fraction	No twinning to report.	Xtriage
L-test for twinning ²	$\langle L \rangle = 0.44$, $\langle L^2 \rangle = 0.27$	Xtriage
Outliers	1 of 46686 reflections (0.002%)	Xtriage
F_o, F_c correlation	0.89	EDS
Total number of atoms	12606	wwPDB-VP
Average B, all atoms (Å ²)	117.0	wwPDB-VP

Xtriage's analysis on translational NCS is as follows: *The largest off-origin peak in the Patterson function is 3.63% of the height of the origin peak. No significant pseudotranslation is detected.*

¹Intensities estimated from amplitudes.

²Theoretical values of $\langle |L| \rangle$, $\langle L^2 \rangle$ for acentric reflections are 0.5, 0.375 respectively for untwinned datasets, and 0.333, 0.2 for perfectly twinned datasets.

5 Model quality [i](#)

5.1 Standard geometry [i](#)

Bond lengths and bond angles in the following residue types are not validated in this section: BR

The Z score for a bond length (or angle) is the number of standard deviations the observed value is removed from the expected value. A bond length (or angle) with $|Z| > 5$ is considered an outlier worth inspection. RMSZ is the root-mean-square of all Z scores of the bond lengths (or angles).

Mol	Chain	Bond lengths		Bond angles	
		RMSZ	$\# Z > 5$	RMSZ	$\# Z > 5$
1	A	0.51	0/2589	0.67	1/3535 (0.0%)
1	B	0.50	0/2589	0.67	1/3535 (0.0%)
1	C	0.52	0/2589	0.67	1/3535 (0.0%)
1	D	0.51	0/2589	0.67	1/3535 (0.0%)
1	E	0.51	0/2589	0.66	1/3535 (0.0%)
All	All	0.51	0/12945	0.67	5/17675 (0.0%)

There are no bond length outliers.

All (5) bond angle outliers are listed below:

Mol	Chain	Res	Type	Atoms	Z	Observed(°)	Ideal(°)
1	C	179	LEU	CA-CB-CG	5.36	127.64	115.30
1	E	179	LEU	CA-CB-CG	5.27	127.43	115.30
1	B	179	LEU	CA-CB-CG	5.20	127.26	115.30
1	A	179	LEU	CA-CB-CG	5.09	127.00	115.30
1	D	179	LEU	CA-CB-CG	5.00	126.81	115.30

There are no chirality outliers.

There are no planarity outliers.

5.2 Too-close contacts [i](#)

In the following table, the Non-H and H(model) columns list the number of non-hydrogen atoms and hydrogen atoms in the chain respectively. The H(added) column lists the number of hydrogen atoms added and optimized by MolProbity. The Clashes column lists the number of clashes within the asymmetric unit, whereas Symm-Clashes lists symmetry related clashes.

Mol	Chain	Non-H	H(model)	H(added)	Clashes	Symm-Clashes
1	A	2521	0	2537	260	0

Continued on next page...

Continued from previous page...

Mol	Chain	Non-H	H(model)	H(added)	Clashes	Symm-Clashes
1	B	2521	0	2537	257	0
1	C	2521	0	2537	233	0
1	D	2521	0	2537	270	0
1	E	2521	0	2537	248	0
2	C	1	0	0	0	0
All	All	12606	0	12685	1166	0

The all-atom clashscore is defined as the number of clashes found per 1000 atoms (including hydrogen atoms). The all-atom clashscore for this structure is 46.

All (1166) close contacts within the same asymmetric unit are listed below, sorted by their clash magnitude.

Atom-1	Atom-2	Interatomic distance (Å)	Clash overlap (Å)
1:B:53:PHE:HE2	1:B:63:LYS:HB3	1.18	1.08
1:D:53:PHE:HE2	1:D:63:LYS:HB3	1.13	1.06
1:A:53:PHE:HE2	1:A:63:LYS:HB3	1.19	1.03
1:C:53:PHE:HE2	1:C:63:LYS:HB3	1.22	1.02
1:E:53:PHE:HE2	1:E:63:LYS:HB3	1.24	1.01
1:B:76:ARG:HH22	1:B:130:ILE:HD12	1.28	0.99
1:B:76:ARG:NH2	1:B:130:ILE:HD12	1.79	0.97
1:A:155:PHE:CE1	1:B:112:PRO:HB3	1.99	0.96
1:B:22:TYR:HA	1:B:149:GLY:HA3	1.45	0.95
1:D:210:ILE:HG23	1:E:269:VAL:HG11	1.47	0.95
1:D:53:PHE:CE2	1:D:63:LYS:HB3	2.00	0.95
1:C:22:TYR:HA	1:C:149:GLY:HA3	1.48	0.94
1:D:53:PHE:HE2	1:D:63:LYS:CB	1.81	0.93
1:D:22:TYR:HA	1:D:149:GLY:HA3	1.49	0.92
1:E:22:TYR:HA	1:E:149:GLY:HA3	1.50	0.91
1:B:254:THR:O	1:B:258:ILE:HB	1.72	0.90
1:D:76:ARG:NH2	1:D:130:ILE:HD12	1.86	0.89
1:E:76:ARG:NH2	1:E:130:ILE:HD12	1.87	0.89
1:E:76:ARG:HH22	1:E:130:ILE:HD12	1.35	0.89
1:D:155:PHE:CE1	1:E:112:PRO:HB3	2.06	0.89
1:E:149:GLY:O	1:E:164:PHE:HD1	1.56	0.88
1:A:22:TYR:HA	1:A:149:GLY:HA3	1.54	0.88
1:A:89:VAL:HG11	1:A:102:LEU:HD23	1.56	0.88
1:D:76:ARG:HH22	1:D:130:ILE:HD12	1.38	0.88
1:E:150:LYS:HG3	1:E:154:VAL:HG21	1.54	0.87
1:A:221:GLU:HB3	1:B:221:GLU:HG2	1.57	0.87
1:A:149:GLY:O	1:A:164:PHE:HD1	1.57	0.87
1:C:200:ILE:HD11	1:C:240:LEU:HD23	1.56	0.86

Continued on next page...

Continued from previous page...

Atom-1	Atom-2	Interatomic distance (Å)	Clash overlap (Å)
1:A:240:LEU:HD13	1:B:239:ILE:HG12	1.56	0.86
1:A:53:PHE:HE2	1:A:63:LYS:CB	1.87	0.86
1:C:234:HIS:CE1	1:C:261:ILE:HG21	2.10	0.86
1:A:53:PHE:CE2	1:A:63:LYS:HB3	2.10	0.86
1:B:150:LYS:HG3	1:B:154:VAL:HG21	1.57	0.86
1:B:53:PHE:CE2	1:B:63:LYS:HB3	2.10	0.86
1:A:150:LYS:HG3	1:A:154:VAL:HG21	1.56	0.85
1:C:76:ARG:NH2	1:C:130:ILE:HD12	1.91	0.85
1:C:254:THR:O	1:C:258:ILE:HB	1.77	0.85
1:D:149:GLY:O	1:D:164:PHE:HD1	1.59	0.84
1:D:89:VAL:HG11	1:D:102:LEU:HD23	1.56	0.84
1:C:53:PHE:HE2	1:C:63:LYS:CB	1.91	0.84
1:B:22:TYR:CD1	1:B:149:GLY:HA2	2.12	0.84
1:E:254:THR:O	1:E:258:ILE:HB	1.78	0.84
1:E:89:VAL:HG11	1:E:102:LEU:HD23	1.58	0.84
1:B:53:PHE:HE2	1:B:63:LYS:CB	1.90	0.83
1:A:76:ARG:NH2	1:A:130:ILE:HD12	1.93	0.83
1:C:53:PHE:CE2	1:C:63:LYS:HB3	2.12	0.83
1:D:150:LYS:HG3	1:D:154:VAL:HG21	1.59	0.83
1:C:149:GLY:O	1:C:164:PHE:HD1	1.62	0.83
1:C:76:ARG:HH22	1:C:130:ILE:HD12	1.44	0.83
1:D:234:HIS:CE1	1:D:261:ILE:HG21	2.13	0.83
1:C:22:TYR:CD1	1:C:149:GLY:HA2	2.13	0.83
1:C:89:VAL:HG11	1:C:102:LEU:HD23	1.61	0.83
1:A:222:ALA:HB2	1:B:221:GLU:HA	1.59	0.83
1:B:149:GLY:O	1:B:164:PHE:HD1	1.60	0.82
1:E:22:TYR:CD1	1:E:149:GLY:HA2	2.14	0.82
1:E:234:HIS:CE1	1:E:261:ILE:HG21	2.14	0.82
1:B:89:VAL:HG11	1:B:102:LEU:HD23	1.59	0.82
1:A:234:HIS:CE1	1:A:261:ILE:HG21	2.14	0.82
1:A:226:LEU:HD23	1:B:224:VAL:HB	1.59	0.82
1:D:254:THR:O	1:D:258:ILE:HB	1.79	0.82
1:A:254:THR:O	1:A:258:ILE:HB	1.79	0.81
1:E:200:ILE:HD11	1:E:240:LEU:HD23	1.61	0.81
1:A:202:LEU:HD12	1:B:259:PHE:CZ	2.15	0.81
1:C:199:ASN:HB3	1:D:242:GLU:CD	2.00	0.81
1:C:131:VAL:HG11	1:C:140:VAL:HG13	1.63	0.80
1:D:22:TYR:CD1	1:D:149:GLY:HA2	2.16	0.80
1:A:42:LEU:HB3	1:A:103:GLU:HG3	1.63	0.80
1:D:42:LEU:HB3	1:D:103:GLU:HG3	1.64	0.80
1:C:27:TYR:HB3	1:D:110:LEU:HD11	1.64	0.80

Continued on next page...

Continued from previous page...

Atom-1	Atom-2	Interatomic distance (Å)	Clash overlap (Å)
1:E:53:PHE:HE2	1:E:63:LYS:CB	1.94	0.79
1:A:76:ARG:HH22	1:A:130:ILE:HD12	1.44	0.79
1:B:257:ILE:O	1:B:261:ILE:HG12	1.81	0.79
1:E:42:LEU:HB3	1:E:103:GLU:HG3	1.65	0.79
1:D:131:VAL:HG11	1:D:140:VAL:HG13	1.65	0.79
1:B:42:LEU:HB3	1:B:103:GLU:HG3	1.65	0.79
1:E:147:LYS:C	1:E:149:GLY:H	1.85	0.78
1:A:200:ILE:HD11	1:A:240:LEU:HD23	1.65	0.78
1:C:147:LYS:C	1:C:149:GLY:H	1.85	0.78
1:C:225:THR:HG21	1:D:225:THR:OG1	1.82	0.78
1:A:27:TYR:CB	1:B:110:LEU:HD11	2.13	0.78
1:A:22:TYR:CD1	1:A:149:GLY:HA2	2.19	0.78
1:A:155:PHE:CZ	1:B:112:PRO:HB3	2.19	0.78
1:A:131:VAL:HG11	1:A:140:VAL:HG13	1.66	0.78
1:C:42:LEU:HB3	1:C:103:GLU:HG3	1.64	0.78
1:E:253:TYR:HA	1:E:313:PHE:CE2	2.19	0.77
1:E:53:PHE:CE2	1:E:63:LYS:HB3	2.15	0.77
1:C:22:TYR:HA	1:C:149:GLY:CA	2.15	0.77
1:B:147:LYS:C	1:B:149:GLY:H	1.86	0.77
1:B:131:VAL:HG11	1:B:140:VAL:HG13	1.65	0.77
1:D:81:GLU:HG3	1:D:108:ARG:HG3	1.67	0.77
1:A:147:LYS:C	1:A:149:GLY:H	1.87	0.76
1:B:22:TYR:HA	1:B:149:GLY:CA	2.15	0.76
1:D:257:ILE:O	1:D:261:ILE:HG12	1.85	0.76
1:D:253:TYR:HA	1:D:313:PHE:CE2	2.21	0.76
1:A:253:TYR:HA	1:A:313:PHE:CE2	2.21	0.76
1:C:65:TYR:CG	1:C:70:ILE:HD11	2.21	0.76
1:E:131:VAL:HG11	1:E:140:VAL:HG13	1.66	0.75
1:D:77:PHE:H	1:D:84:ARG:HD3	1.52	0.75
1:C:253:TYR:HA	1:C:313:PHE:CE2	2.22	0.75
1:D:147:LYS:C	1:D:149:GLY:H	1.90	0.75
1:A:77:PHE:H	1:A:84:ARG:HD3	1.50	0.75
1:E:253:TYR:HA	1:E:313:PHE:HE2	1.51	0.75
1:B:200:ILE:HD11	1:B:240:LEU:HD23	1.67	0.75
1:E:257:ILE:O	1:E:261:ILE:HG12	1.87	0.74
1:D:200:ILE:HD11	1:D:240:LEU:HD23	1.68	0.74
1:D:22:TYR:HA	1:D:149:GLY:CA	2.18	0.74
1:B:66:GLU:HG3	1:B:67:PRO:HD2	1.69	0.74
1:D:65:TYR:CG	1:D:70:ILE:HD11	2.23	0.74
1:A:22:TYR:HA	1:A:149:GLY:CA	2.16	0.74
1:B:234:HIS:CE1	1:B:261:ILE:HG21	2.22	0.74

Continued on next page...

Continued from previous page...

Atom-1	Atom-2	Interatomic distance (Å)	Clash overlap (Å)
1:A:65:TYR:CG	1:A:70:ILE:HD11	2.23	0.74
1:B:65:TYR:CG	1:B:70:ILE:HD11	2.24	0.73
1:E:128:TYR:O	1:E:129:LEU:HB2	1.88	0.73
1:C:257:ILE:O	1:C:261:ILE:HG12	1.88	0.73
1:A:24:ILE:HD13	1:A:104:ARG:HE	1.54	0.73
1:B:253:TYR:HA	1:B:313:PHE:CE2	2.23	0.73
1:E:65:TYR:CG	1:E:70:ILE:HD11	2.23	0.73
1:A:257:ILE:O	1:A:261:ILE:HG12	1.88	0.73
1:B:81:GLU:HG3	1:B:108:ARG:HG3	1.68	0.73
1:E:22:TYR:HA	1:E:149:GLY:CA	2.19	0.73
1:C:77:PHE:H	1:C:84:ARG:HD3	1.54	0.73
1:C:222:ALA:HB2	1:D:221:GLU:HA	1.71	0.72
1:E:66:GLU:HG3	1:E:67:PRO:HD2	1.71	0.72
1:E:81:GLU:HG3	1:E:108:ARG:HG3	1.68	0.72
1:E:53:PHE:O	1:E:53:PHE:CD1	2.41	0.72
1:D:221:GLU:OE2	1:E:221:GLU:CD	2.28	0.72
1:D:66:GLU:HG3	1:D:67:PRO:HD2	1.70	0.72
1:C:66:GLU:HG3	1:C:67:PRO:HD2	1.72	0.72
1:B:281:GLU:O	1:B:283:GLN:N	2.23	0.72
1:B:151:ASN:O	1:B:154:VAL:HG22	1.89	0.72
1:A:150:LYS:HG2	1:A:150:LYS:O	1.90	0.72
1:E:77:PHE:H	1:E:84:ARG:HD3	1.55	0.71
1:E:147:LYS:O	1:E:149:GLY:N	2.23	0.71
1:A:226:LEU:CD2	1:B:224:VAL:HB	2.20	0.71
1:C:202:LEU:HD12	1:D:259:PHE:CE1	2.26	0.71
1:B:76:ARG:HH22	1:B:130:ILE:CD1	2.02	0.71
1:B:200:ILE:O	1:B:204:MET:HB2	1.90	0.71
1:C:81:GLU:HG3	1:C:108:ARG:HG3	1.72	0.71
1:D:257:ILE:HG22	1:D:309:LEU:HD23	1.73	0.70
1:C:53:PHE:CD1	1:C:53:PHE:O	2.45	0.70
1:B:77:PHE:H	1:B:84:ARG:HD3	1.56	0.70
1:A:128:TYR:O	1:A:129:LEU:HB2	1.90	0.70
1:B:53:PHE:CD1	1:B:53:PHE:O	2.44	0.70
1:C:281:GLU:O	1:C:283:GLN:N	2.25	0.70
1:A:53:PHE:CD1	1:A:53:PHE:O	2.45	0.70
1:C:54:ASP:HB2	1:C:57:ARG:HG3	1.74	0.70
1:B:147:LYS:O	1:B:149:GLY:N	2.23	0.70
1:E:238:ASN:HA	1:E:258:ILE:HD11	1.74	0.70
1:E:150:LYS:HG2	1:E:150:LYS:O	1.90	0.70
1:E:151:ASN:O	1:E:154:VAL:HG22	1.92	0.70
1:A:151:ASN:O	1:A:154:VAL:HG22	1.91	0.70

Continued on next page...

Continued from previous page...

Atom-1	Atom-2	Interatomic distance (Å)	Clash overlap (Å)
1:A:210:ILE:HG23	1:B:269:VAL:HG11	1.73	0.70
1:D:304:LEU:O	1:D:308:ILE:HG12	1.92	0.69
1:E:304:LEU:O	1:E:308:ILE:HG12	1.92	0.69
1:A:81:GLU:HG3	1:A:108:ARG:HG3	1.73	0.69
1:D:24:ILE:HD13	1:D:104:ARG:HE	1.56	0.69
1:A:253:TYR:HA	1:A:313:PHE:HE2	1.56	0.69
1:D:238:ASN:HA	1:D:258:ILE:HD11	1.75	0.69
1:E:197:ILE:HB	1:E:198:PRO:HD3	1.74	0.69
1:E:281:GLU:O	1:E:283:GLN:N	2.26	0.68
1:A:54:ASP:HB2	1:A:57:ARG:HG3	1.74	0.68
1:A:104:ARG:NH2	1:B:78:VAL:HA	2.08	0.68
1:C:197:ILE:HB	1:C:198:PRO:HD3	1.75	0.68
1:B:47:LYS:HD2	1:B:49:ARG:HH21	1.59	0.68
1:A:62:VAL:HG11	1:A:92:SER:HB3	1.73	0.68
1:B:253:TYR:HA	1:B:313:PHE:HE2	1.57	0.68
1:A:66:GLU:HG3	1:A:67:PRO:HD2	1.75	0.68
1:E:54:ASP:HB2	1:E:57:ARG:HG3	1.75	0.68
1:C:151:ASN:O	1:C:154:VAL:HG22	1.94	0.68
1:B:54:ASP:HB2	1:B:57:ARG:HG3	1.76	0.68
1:D:281:GLU:O	1:D:283:GLN:N	2.25	0.68
1:D:253:TYR:HA	1:D:313:PHE:HE2	1.56	0.68
1:B:151:ASN:C	1:B:153:ASP:H	1.96	0.68
1:C:128:TYR:O	1:C:129:LEU:HB2	1.94	0.68
1:D:150:LYS:O	1:D:150:LYS:HG2	1.93	0.68
1:B:24:ILE:HD13	1:B:104:ARG:HE	1.57	0.68
1:C:147:LYS:O	1:C:149:GLY:N	2.26	0.67
1:B:13:GLU:HB3	1:B:14:PRO:HD2	1.76	0.67
1:A:157:THR:CG2	1:B:34:GLU:OE1	2.42	0.67
1:E:62:VAL:HG11	1:E:92:SER:HB3	1.76	0.67
1:D:54:ASP:HB2	1:D:57:ARG:HG3	1.76	0.67
1:D:89:VAL:CG1	1:D:102:LEU:HD23	2.25	0.67
1:D:240:LEU:HD13	1:E:239:ILE:HG12	1.76	0.67
1:C:274:VAL:C	1:C:276:HIS:H	1.97	0.67
1:A:147:LYS:O	1:A:149:GLY:N	2.26	0.67
1:E:200:ILE:O	1:E:204:MET:HB2	1.95	0.67
1:E:24:ILE:HD13	1:E:104:ARG:HE	1.60	0.67
1:B:128:TYR:O	1:B:129:LEU:HB2	1.94	0.67
1:B:238:ASN:HA	1:B:258:ILE:HD11	1.77	0.67
1:E:151:ASN:C	1:E:153:ASP:H	1.98	0.67
1:A:304:LEU:O	1:A:308:ILE:HG12	1.94	0.67
1:A:151:ASN:C	1:A:153:ASP:H	1.99	0.66

Continued on next page...

Continued from previous page...

Atom-1	Atom-2	Interatomic distance (Å)	Clash overlap (Å)
1:B:257:ILE:HG22	1:B:309:LEU:HD23	1.76	0.66
1:C:253:TYR:HA	1:C:313:PHE:HE2	1.59	0.66
1:C:257:ILE:HG22	1:C:309:LEU:HD23	1.76	0.66
1:D:47:LYS:HD2	1:D:49:ARG:HH21	1.60	0.66
1:D:225:THR:CG2	1:E:224:VAL:HG23	2.25	0.66
1:A:274:VAL:C	1:A:276:HIS:H	1.98	0.66
1:A:281:GLU:O	1:A:283:GLN:N	2.28	0.66
1:B:23:LEU:HA	1:B:40:ALA:HB2	1.78	0.66
1:C:147:LYS:O	1:C:147:LYS:HG2	1.96	0.66
1:D:147:LYS:O	1:D:147:LYS:HG2	1.96	0.66
1:D:151:ASN:O	1:D:154:VAL:HG22	1.96	0.66
1:E:257:ILE:HG22	1:E:309:LEU:HD23	1.77	0.66
1:C:200:ILE:O	1:C:204:MET:HB2	1.96	0.66
1:D:76:ARG:HH22	1:D:130:ILE:CD1	2.09	0.65
1:B:150:LYS:HG2	1:B:150:LYS:O	1.96	0.65
1:D:42:LEU:HB3	1:D:103:GLU:CG	2.26	0.65
1:B:42:LEU:HB3	1:B:103:GLU:CG	2.26	0.65
1:D:202:LEU:HD12	1:E:259:PHE:CZ	2.31	0.65
1:D:151:ASN:C	1:D:153:ASP:H	2.00	0.65
1:B:89:VAL:CG1	1:B:102:LEU:HD23	2.26	0.65
1:B:274:VAL:C	1:B:276:HIS:H	1.99	0.65
1:A:257:ILE:HG22	1:A:309:LEU:HD23	1.77	0.65
1:A:197:ILE:HB	1:A:198:PRO:HD3	1.79	0.65
1:A:200:ILE:O	1:A:204:MET:HB2	1.96	0.65
1:D:274:VAL:C	1:D:276:HIS:H	1.99	0.65
1:A:13:GLU:HB3	1:A:14:PRO:HD2	1.78	0.65
1:B:304:LEU:O	1:B:308:ILE:HG12	1.97	0.65
1:A:225:THR:HG21	1:B:225:THR:OG1	1.97	0.65
1:D:13:GLU:HB3	1:D:14:PRO:HD2	1.79	0.65
1:B:76:ARG:NH2	1:B:130:ILE:CD1	2.55	0.65
1:E:13:GLU:HB3	1:E:14:PRO:HD2	1.78	0.65
1:E:89:VAL:CG1	1:E:102:LEU:HD23	2.27	0.64
1:A:77:PHE:CD1	1:A:84:ARG:HD2	2.31	0.64
1:C:213:THR:HG22	1:C:226:LEU:HD11	1.78	0.64
1:B:62:VAL:HG11	1:B:92:SER:HB3	1.78	0.64
1:C:24:ILE:HD13	1:C:104:ARG:HE	1.61	0.64
1:A:89:VAL:CG1	1:A:102:LEU:HD23	2.27	0.64
1:E:238:ASN:HA	1:E:258:ILE:CD1	2.28	0.64
1:A:202:LEU:HD12	1:B:259:PHE:HZ	1.58	0.64
1:E:76:ARG:HH22	1:E:130:ILE:CD1	2.07	0.64
1:C:62:VAL:HG11	1:C:92:SER:HB3	1.78	0.64

Continued on next page...

Continued from previous page...

Atom-1	Atom-2	Interatomic distance (Å)	Clash overlap (Å)
1:D:62:VAL:HG11	1:D:92:SER:HB3	1.79	0.64
1:D:283:GLN:N	1:D:284:PRO:HD3	2.12	0.64
1:D:47:LYS:CD	1:D:49:ARG:HH21	2.10	0.64
1:C:151:ASN:C	1:C:153:ASP:H	1.99	0.64
1:A:27:TYR:HB3	1:B:110:LEU:HD11	1.78	0.64
1:D:200:ILE:O	1:D:204:MET:HB2	1.98	0.64
1:A:47:LYS:HD2	1:A:49:ARG:HH21	1.62	0.64
1:E:274:VAL:C	1:E:276:HIS:H	2.00	0.64
1:E:42:LEU:HB3	1:E:103:GLU:CG	2.27	0.64
1:D:202:LEU:HD12	1:E:259:PHE:HZ	1.63	0.63
1:C:304:LEU:O	1:C:308:ILE:HG12	1.98	0.63
1:D:18:ASN:HB3	1:D:143:VAL:HG23	1.79	0.63
1:D:197:ILE:HB	1:D:198:PRO:HD3	1.80	0.63
1:A:222:ALA:O	1:A:226:LEU:HB2	1.99	0.63
1:C:47:LYS:HD2	1:C:49:ARG:HH21	1.63	0.63
1:C:179:LEU:O	1:C:179:LEU:HD12	1.99	0.63
1:B:283:GLN:N	1:B:284:PRO:HD3	2.14	0.63
1:E:149:GLY:O	1:E:164:PHE:CD1	2.47	0.63
1:D:77:PHE:CD1	1:D:84:ARG:HD2	2.33	0.63
1:E:283:GLN:N	1:E:284:PRO:HD3	2.14	0.63
1:A:157:THR:HG22	1:B:34:GLU:OE1	1.99	0.63
1:A:283:GLN:N	1:A:284:PRO:HD3	2.13	0.63
1:A:19:THR:HG22	1:A:44:LEU:CD2	2.29	0.63
1:B:47:LYS:CD	1:B:49:ARG:HH21	2.12	0.63
1:C:215:PHE:HZ	1:C:298:PHE:CE1	2.17	0.62
1:A:42:LEU:HB3	1:A:103:GLU:CG	2.29	0.62
1:A:51:LEU:CD1	1:A:70:ILE:HD12	2.29	0.62
1:B:15:LEU:HD11	1:B:46:TRP:HB2	1.81	0.62
1:C:13:GLU:HB3	1:C:14:PRO:HD2	1.80	0.62
1:E:84:ARG:CB	1:E:84:ARG:HH11	2.12	0.62
1:A:267:VAL:HG23	1:A:298:PHE:CZ	2.35	0.62
1:E:70:ILE:HD13	1:E:70:ILE:N	2.14	0.62
1:A:276:HIS:O	1:A:280:VAL:HG22	2.00	0.62
1:A:147:LYS:O	1:A:147:LYS:HG2	1.99	0.62
1:D:147:LYS:O	1:D:149:GLY:N	2.29	0.62
1:A:221:GLU:HA	1:A:221:GLU:OE1	1.99	0.62
1:D:276:HIS:O	1:D:280:VAL:HG22	2.00	0.62
1:E:243:THR:HG22	1:E:244:ASN:HD22	1.64	0.62
1:C:89:VAL:CG1	1:C:102:LEU:HD23	2.29	0.62
1:E:215:PHE:HZ	1:E:298:PHE:CE1	2.18	0.62
1:C:27:TYR:CB	1:D:110:LEU:HD11	2.30	0.62

Continued on next page...

Continued from previous page...

Atom-1	Atom-2	Interatomic distance (Å)	Clash overlap (Å)
1:D:229:SER:HB3	1:E:228:VAL:HG11	1.82	0.62
1:D:149:GLY:O	1:D:164:PHE:CD1	2.49	0.62
1:E:151:ASN:HD22	1:E:152:ASP:H	1.48	0.62
1:D:54:ASP:HB2	1:D:57:ARG:CG	2.30	0.61
1:C:213:THR:HG22	1:C:226:LEU:CD1	2.29	0.61
1:D:132:ARG:HA	1:D:180:GLU:HG2	1.82	0.61
1:C:78:VAL:HG22	1:C:130:ILE:HG12	1.80	0.61
1:E:276:HIS:O	1:E:280:VAL:HG22	2.00	0.61
1:A:238:ASN:HA	1:A:258:ILE:HD11	1.80	0.61
1:E:47:LYS:HD2	1:E:49:ARG:HH21	1.63	0.61
1:B:243:THR:HG22	1:B:244:ASN:HD22	1.65	0.61
1:B:18:ASN:HB3	1:B:143:VAL:HG23	1.82	0.61
1:B:78:VAL:HG22	1:B:130:ILE:HG12	1.82	0.61
1:C:51:LEU:CD1	1:C:70:ILE:HD12	2.30	0.61
1:C:283:GLN:N	1:C:284:PRO:HD3	2.16	0.61
1:C:18:ASN:HB3	1:C:143:VAL:HG23	1.83	0.61
1:B:77:PHE:CD1	1:B:84:ARG:HD2	2.36	0.61
1:D:215:PHE:HZ	1:D:298:PHE:CE1	2.19	0.61
1:D:84:ARG:CB	1:D:84:ARG:HH11	2.14	0.61
1:A:27:TYR:CG	1:B:110:LEU:HD11	2.36	0.61
1:E:15:LEU:HD11	1:E:46:TRP:HB2	1.82	0.61
1:B:249:PRO:HD2	1:B:250:TYR:CD1	2.35	0.61
1:D:53:PHE:CE2	1:D:63:LYS:CB	2.70	0.61
1:C:54:ASP:HB2	1:C:57:ARG:CG	2.30	0.61
1:B:151:ASN:HD22	1:B:152:ASP:H	1.48	0.61
1:C:238:ASN:HA	1:C:258:ILE:HD11	1.82	0.61
1:A:18:ASN:HB3	1:A:143:VAL:HG23	1.83	0.61
1:C:151:ASN:HD22	1:C:152:ASP:H	1.47	0.60
1:B:147:LYS:HG2	1:B:147:LYS:O	2.01	0.60
1:C:276:HIS:O	1:C:280:VAL:HG22	2.01	0.60
1:E:218:THR:HG22	1:E:279:LYS:HE2	1.82	0.60
1:B:54:ASP:HB2	1:B:57:ARG:CG	2.31	0.60
1:E:77:PHE:CD1	1:E:84:ARG:HD2	2.36	0.60
1:C:267:VAL:HG23	1:C:298:PHE:CZ	2.37	0.60
1:E:224:VAL:C	1:E:226:LEU:H	2.03	0.60
1:A:249:PRO:HD2	1:A:250:TYR:CD1	2.36	0.60
1:E:179:LEU:O	1:E:179:LEU:HD12	2.00	0.60
1:A:54:ASP:HB2	1:A:57:ARG:CG	2.31	0.60
1:E:76:ARG:NH2	1:E:130:ILE:CD1	2.61	0.60
1:D:53:PHE:O	1:D:53:PHE:CD1	2.54	0.60
1:C:77:PHE:CD1	1:C:84:ARG:HD2	2.36	0.60

Continued on next page...

Continued from previous page...

Atom-1	Atom-2	Interatomic distance (Å)	Clash overlap (Å)
1:E:47:LYS:CD	1:E:49:ARG:HH21	2.15	0.60
1:A:213:THR:HG22	1:A:226:LEU:CD1	2.32	0.60
1:E:249:PRO:HD2	1:E:250:TYR:CD1	2.37	0.60
1:B:147:LYS:C	1:B:149:GLY:N	2.56	0.59
1:C:150:LYS:HG3	1:C:154:VAL:HG21	1.82	0.59
1:D:179:LEU:O	1:D:179:LEU:HD12	2.02	0.59
1:B:267:VAL:HG23	1:B:298:PHE:CZ	2.37	0.59
1:A:132:ARG:HA	1:A:180:GLU:HG2	1.82	0.59
1:D:238:ASN:HA	1:D:258:ILE:CD1	2.32	0.59
1:A:84:ARG:HA	1:A:107:ALA:HB2	1.84	0.59
1:E:147:LYS:O	1:E:147:LYS:HG2	2.01	0.59
1:D:76:ARG:NH2	1:D:130:ILE:CD1	2.61	0.59
1:A:219:SER:OG	1:A:222:ALA:HB3	2.03	0.59
1:A:218:THR:HG22	1:A:279:LYS:HE2	1.84	0.59
1:B:238:ASN:HA	1:B:258:ILE:CD1	2.32	0.59
1:B:215:PHE:HZ	1:B:298:PHE:CE1	2.21	0.59
1:B:81:GLU:HG3	1:B:108:ARG:CG	2.33	0.59
1:D:51:LEU:CD1	1:D:70:ILE:HD12	2.32	0.59
1:E:18:ASN:HB3	1:E:143:VAL:HG23	1.83	0.59
1:B:84:ARG:CB	1:B:84:ARG:HH11	2.16	0.59
1:C:215:PHE:CZ	1:C:298:PHE:CD1	2.91	0.59
1:C:253:TYR:HB2	1:C:313:PHE:HD2	1.68	0.59
1:A:202:LEU:HD12	1:B:259:PHE:CE1	2.37	0.59
1:E:224:VAL:C	1:E:226:LEU:N	2.55	0.59
1:A:179:LEU:HD12	1:A:179:LEU:O	2.03	0.59
1:B:149:GLY:O	1:B:164:PHE:CD1	2.50	0.59
1:A:221:GLU:O	1:A:221:GLU:OE1	2.21	0.58
1:B:197:ILE:HB	1:B:198:PRO:HD3	1.85	0.58
1:D:222:ALA:O	1:D:226:LEU:HB2	2.03	0.58
1:B:276:HIS:O	1:B:280:VAL:HG22	2.03	0.58
1:B:179:LEU:O	1:B:179:LEU:HD12	2.02	0.58
1:D:54:ASP:HB2	1:D:57:ARG:HB2	1.85	0.58
1:C:147:LYS:C	1:C:149:GLY:N	2.55	0.58
1:D:78:VAL:HB	1:D:128:TYR:HB2	1.85	0.58
1:E:51:LEU:CD1	1:E:70:ILE:HD12	2.32	0.58
1:C:42:LEU:HB3	1:C:103:GLU:CG	2.31	0.58
1:C:132:ARG:HA	1:C:180:GLU:HG2	1.84	0.58
1:B:51:LEU:CD1	1:B:70:ILE:HD12	2.33	0.58
1:C:238:ASN:HA	1:C:258:ILE:CD1	2.34	0.58
1:A:27:TYR:CG	1:B:110:LEU:CD1	2.86	0.58
1:D:218:THR:HG22	1:D:279:LYS:HE2	1.84	0.58

Continued on next page...

Continued from previous page...

Atom-1	Atom-2	Interatomic distance (Å)	Clash overlap (Å)
1:C:200:ILE:CD1	1:C:240:LEU:HD23	2.30	0.58
1:A:23:LEU:HA	1:A:40:ALA:HB2	1.86	0.58
1:D:155:PHE:CZ	1:E:112:PRO:HB3	2.38	0.58
1:D:81:GLU:HG3	1:D:108:ARG:CG	2.33	0.58
1:A:47:LYS:CD	1:A:49:ARG:HH21	2.16	0.58
1:E:54:ASP:HB2	1:E:57:ARG:CG	2.32	0.58
1:C:202:LEU:HD12	1:D:259:PHE:HE1	1.69	0.58
1:D:141:LEU:HD23	1:D:142:ALA:H	1.68	0.58
1:A:224:VAL:C	1:A:226:LEU:N	2.57	0.57
1:C:264:PHE:HZ	1:C:301:VAL:HG12	1.69	0.57
1:C:29:LEU:C	1:C:29:LEU:HD23	2.24	0.57
1:B:70:ILE:N	1:B:70:ILE:HD13	2.19	0.57
1:C:249:PRO:HD2	1:C:250:TYR:CD1	2.39	0.57
1:D:15:LEU:HD11	1:D:46:TRP:HB2	1.86	0.57
1:C:234:HIS:CE1	1:C:261:ILE:CG2	2.84	0.57
1:A:78:VAL:HB	1:A:128:TYR:HB2	1.86	0.57
1:A:147:LYS:C	1:A:149:GLY:N	2.58	0.57
1:D:210:ILE:HD11	1:E:266:PHE:HD1	1.69	0.57
1:D:23:LEU:HA	1:D:40:ALA:HB2	1.85	0.57
1:D:84:ARG:HA	1:D:107:ALA:HB2	1.87	0.57
1:C:215:PHE:HZ	1:C:298:PHE:CD1	2.22	0.57
1:A:215:PHE:HZ	1:A:298:PHE:CE1	2.23	0.57
1:A:213:THR:HG22	1:A:226:LEU:HD11	1.85	0.57
1:E:222:ALA:O	1:E:226:LEU:HB2	2.05	0.57
1:A:75:ILE:HD13	1:A:131:VAL:HB	1.87	0.57
1:C:226:LEU:CD2	1:D:224:VAL:HB	2.34	0.57
1:D:78:VAL:HG22	1:D:130:ILE:HG12	1.86	0.57
1:B:222:ALA:O	1:B:226:LEU:HB2	2.04	0.57
1:E:264:PHE:CE2	1:E:302:PHE:HB2	2.38	0.57
1:E:264:PHE:HE2	1:E:302:PHE:HB2	1.68	0.57
1:C:274:VAL:O	1:C:276:HIS:N	2.37	0.57
1:C:47:LYS:CD	1:C:49:ARG:HH21	2.17	0.57
1:E:19:THR:HG22	1:E:44:LEU:CD2	2.35	0.57
1:B:264:PHE:CE2	1:B:302:PHE:HB2	2.39	0.57
1:E:81:GLU:HG3	1:E:108:ARG:CG	2.35	0.57
1:C:218:THR:HG22	1:C:279:LYS:HE2	1.87	0.57
1:E:23:LEU:HD22	1:E:38:VAL:HG21	1.87	0.57
1:E:215:PHE:O	1:E:291:THR:HG22	2.05	0.57
1:A:15:LEU:HD11	1:A:46:TRP:HB2	1.87	0.57
1:E:78:VAL:HG22	1:E:130:ILE:HG12	1.85	0.56
1:C:78:VAL:HB	1:C:128:TYR:HB2	1.87	0.56

Continued on next page...

Continued from previous page...

Atom-1	Atom-2	Interatomic distance (Å)	Clash overlap (Å)
1:D:215:PHE:CZ	1:D:298:PHE:CD1	2.92	0.56
1:C:81:GLU:HG3	1:C:108:ARG:CG	2.35	0.56
1:E:75:ILE:HD13	1:E:131:VAL:HB	1.87	0.56
1:A:29:LEU:HD23	1:A:29:LEU:C	2.26	0.56
1:C:104:ARG:NH2	1:D:77:PHE:O	2.38	0.56
1:B:224:VAL:C	1:B:226:LEU:H	2.06	0.56
1:D:151:ASN:HD22	1:D:152:ASP:H	1.53	0.56
1:E:215:PHE:CZ	1:E:298:PHE:CD1	2.93	0.56
1:E:264:PHE:HZ	1:E:301:VAL:HG12	1.70	0.56
1:C:70:ILE:N	1:C:70:ILE:HD13	2.20	0.56
1:C:84:ARG:HA	1:C:107:ALA:HB2	1.87	0.56
1:C:15:LEU:HD11	1:C:46:TRP:HB2	1.87	0.56
1:D:243:THR:HG22	1:D:244:ASN:HD22	1.70	0.56
1:A:151:ASN:HD22	1:A:152:ASP:H	1.52	0.56
1:B:19:THR:HG22	1:B:44:LEU:CD2	2.36	0.56
1:C:23:LEU:HD22	1:C:38:VAL:HG21	1.86	0.56
1:A:78:VAL:HG22	1:A:130:ILE:HG12	1.87	0.56
1:C:222:ALA:HA	1:D:221:GLU:OE1	2.06	0.56
1:A:23:LEU:HD22	1:A:38:VAL:HG21	1.88	0.56
1:D:19:THR:HG22	1:D:44:LEU:CD2	2.35	0.56
1:C:264:PHE:CE2	1:C:302:PHE:HB2	2.41	0.56
1:E:267:VAL:HG23	1:E:298:PHE:CZ	2.40	0.56
1:D:47:LYS:HD3	1:D:49:ARG:NH2	2.21	0.56
1:B:84:ARG:HH11	1:B:84:ARG:HB3	1.70	0.56
1:B:215:PHE:O	1:B:291:THR:HG22	2.06	0.56
1:B:218:THR:HG22	1:B:279:LYS:HE2	1.88	0.56
1:C:76:ARG:NH2	1:C:130:ILE:CD1	2.66	0.56
1:B:274:VAL:O	1:B:276:HIS:N	2.38	0.56
1:D:157:THR:CG2	1:E:34:GLU:OE1	2.53	0.56
1:D:249:PRO:HD2	1:D:250:TYR:CD1	2.41	0.56
1:A:21:ILE:O	1:A:149:GLY:HA3	2.05	0.56
1:C:76:ARG:HH22	1:C:130:ILE:CD1	2.14	0.56
1:D:264:PHE:HZ	1:D:301:VAL:HG12	1.71	0.56
1:D:194:PHE:C	1:D:196:TYR:N	2.59	0.56
1:D:215:PHE:HZ	1:D:298:PHE:CD1	2.24	0.55
1:D:267:VAL:HG23	1:D:298:PHE:CZ	2.41	0.55
1:E:23:LEU:HA	1:E:40:ALA:HB2	1.88	0.55
1:B:297:ALA:O	1:B:301:VAL:HG23	2.07	0.55
1:D:224:VAL:C	1:D:226:LEU:H	2.09	0.55
1:B:29:LEU:HD23	1:B:29:LEU:C	2.27	0.55
1:C:243:THR:HG22	1:C:244:ASN:HD22	1.70	0.55

Continued on next page...

Continued from previous page...

Atom-1	Atom-2	Interatomic distance (Å)	Clash overlap (Å)
1:A:104:ARG:NH2	1:B:77:PHE:O	2.38	0.55
1:B:132:ARG:HA	1:B:180:GLU:HG2	1.88	0.55
1:D:147:LYS:C	1:D:149:GLY:N	2.60	0.55
1:B:224:VAL:C	1:B:226:LEU:N	2.55	0.55
1:C:215:PHE:O	1:C:291:THR:HG22	2.06	0.55
1:A:238:ASN:HA	1:A:258:ILE:CD1	2.37	0.55
1:B:29:LEU:HB2	1:B:156:LEU:HD11	1.89	0.55
1:E:132:ARG:HA	1:E:180:GLU:HG2	1.88	0.55
1:B:84:ARG:HA	1:B:107:ALA:HB2	1.89	0.55
1:A:221:GLU:CA	1:A:221:GLU:OE1	2.54	0.55
1:C:75:ILE:HD13	1:C:131:VAL:HB	1.89	0.55
1:A:84:ARG:HH11	1:A:84:ARG:CB	2.19	0.55
1:A:81:GLU:HG3	1:A:108:ARG:CG	2.36	0.55
1:A:137:ARG:HD2	1:A:179:LEU:HG	1.89	0.55
1:D:76:ARG:O	1:D:129:LEU:HA	2.07	0.55
1:D:84:ARG:HB3	1:D:84:ARG:HH11	1.72	0.55
1:D:215:PHE:O	1:D:291:THR:HG22	2.07	0.55
1:C:194:PHE:C	1:C:196:TYR:N	2.59	0.55
1:D:23:LEU:HD22	1:D:38:VAL:HG21	1.89	0.55
1:C:264:PHE:HE2	1:C:302:PHE:HB2	1.70	0.55
1:A:19:THR:HG22	1:A:44:LEU:HD23	1.89	0.55
1:C:314:PHE:CD1	1:C:314:PHE:N	2.74	0.55
1:A:243:THR:HG22	1:A:244:ASN:HD22	1.72	0.55
1:A:104:ARG:HH22	1:B:78:VAL:HA	1.71	0.54
1:A:70:ILE:N	1:A:70:ILE:HD13	2.22	0.54
1:C:219:SER:OG	1:C:222:ALA:HB3	2.06	0.54
1:C:222:ALA:O	1:C:226:LEU:HB2	2.06	0.54
1:C:300:VAL:O	1:C:304:LEU:HB2	2.06	0.54
1:B:54:ASP:HB2	1:B:57:ARG:HB2	1.89	0.54
1:E:215:PHE:HZ	1:E:298:PHE:CD1	2.25	0.54
1:B:264:PHE:HE2	1:B:302:PHE:HB2	1.70	0.54
1:C:84:ARG:CB	1:C:84:ARG:HH11	2.20	0.54
1:C:157:THR:HG21	1:D:34:GLU:HG3	1.88	0.54
1:A:314:PHE:CD1	1:A:314:PHE:N	2.73	0.54
1:B:123:GLN:HB2	1:B:189:ILE:HG13	1.89	0.54
1:B:78:VAL:HB	1:B:128:TYR:HB2	1.89	0.54
1:B:23:LEU:HD22	1:B:38:VAL:HG21	1.89	0.54
1:D:224:VAL:C	1:D:226:LEU:N	2.58	0.54
1:A:274:VAL:O	1:A:276:HIS:N	2.37	0.54
1:D:29:LEU:HD23	1:D:29:LEU:C	2.27	0.54
1:C:23:LEU:HA	1:C:40:ALA:HB2	1.90	0.54

Continued on next page...

Continued from previous page...

Atom-1	Atom-2	Interatomic distance (Å)	Clash overlap (Å)
1:A:264:PHE:HZ	1:A:301:VAL:HG12	1.71	0.54
1:C:224:VAL:C	1:C:226:LEU:N	2.59	0.54
1:C:19:THR:HG22	1:C:44:LEU:CD2	2.37	0.54
1:A:76:ARG:NH2	1:A:130:ILE:CD1	2.69	0.54
1:B:75:ILE:HD13	1:B:131:VAL:HB	1.88	0.54
1:A:264:PHE:HE2	1:A:302:PHE:HB2	1.73	0.54
1:D:75:ILE:HD13	1:D:131:VAL:HB	1.88	0.54
1:D:275:GLN:O	1:D:275:GLN:HG2	2.08	0.54
1:A:253:TYR:HB2	1:A:313:PHE:HD2	1.70	0.54
1:D:123:GLN:HB2	1:D:189:ILE:HG13	1.88	0.54
1:D:23:LEU:HG	1:D:164:PHE:CE1	2.43	0.54
1:C:123:GLN:HB2	1:C:189:ILE:HG13	1.90	0.54
1:A:194:PHE:C	1:A:196:TYR:N	2.59	0.54
1:E:314:PHE:N	1:E:314:PHE:CD1	2.76	0.54
1:A:149:GLY:O	1:A:164:PHE:CD1	2.50	0.54
1:E:147:LYS:C	1:E:149:GLY:N	2.56	0.54
1:A:215:PHE:O	1:A:291:THR:HG22	2.08	0.54
1:E:194:PHE:C	1:E:196:TYR:N	2.60	0.54
1:C:54:ASP:HB2	1:C:57:ARG:HB2	1.90	0.53
1:C:21:ILE:O	1:C:149:GLY:HA3	2.08	0.53
1:A:229:SER:HB3	1:B:228:VAL:CG1	2.38	0.53
1:D:225:THR:HG22	1:E:224:VAL:HG23	1.88	0.53
1:B:76:ARG:HH12	1:B:130:ILE:HD11	1.72	0.53
1:B:215:PHE:CZ	1:B:298:PHE:CD1	2.96	0.53
1:D:274:VAL:O	1:D:276:HIS:N	2.42	0.53
1:A:147:LYS:HE2	1:A:165:THR:HA	1.89	0.53
1:B:21:ILE:O	1:B:149:GLY:HA3	2.09	0.53
1:E:264:PHE:O	1:E:268:ALA:HB2	2.08	0.53
1:D:65:TYR:CD1	1:D:70:ILE:HD11	2.44	0.53
1:C:53:PHE:CE2	1:C:63:LYS:CB	2.83	0.53
1:A:224:VAL:C	1:A:226:LEU:H	2.10	0.53
1:B:249:PRO:HD2	1:B:250:TYR:CE1	2.43	0.53
1:A:155:PHE:CE1	1:B:112:PRO:CB	2.83	0.53
1:B:300:VAL:O	1:B:304:LEU:HB2	2.08	0.53
1:E:123:GLN:HB2	1:E:189:ILE:HG13	1.91	0.53
1:B:314:PHE:N	1:B:314:PHE:CD1	2.76	0.53
1:A:96:ASP:OD1	1:A:98:THR:HB	2.09	0.53
1:A:297:ALA:O	1:A:301:VAL:HG23	2.09	0.53
1:A:215:PHE:CZ	1:A:298:PHE:CD1	2.96	0.53
1:D:21:ILE:O	1:D:149:GLY:HA3	2.09	0.53
1:D:213:THR:HG22	1:D:226:LEU:CD1	2.38	0.53

Continued on next page...

Continued from previous page...

Atom-1	Atom-2	Interatomic distance (Å)	Clash overlap (Å)
1:E:300:VAL:O	1:E:304:LEU:HB2	2.07	0.53
1:A:193:TYR:O	1:A:194:PHE:HB2	2.09	0.53
1:B:271:GLU:OE2	1:B:272:VAL:N	2.42	0.53
1:A:123:GLN:HB2	1:A:189:ILE:HG13	1.90	0.53
1:E:29:LEU:HD23	1:E:29:LEU:C	2.29	0.53
1:D:264:PHE:CE2	1:D:302:PHE:HB2	2.43	0.53
1:E:276:HIS:C	1:E:278:LEU:H	2.12	0.53
1:E:84:ARG:HB3	1:E:84:ARG:HH11	1.74	0.53
1:D:276:HIS:C	1:D:278:LEU:H	2.12	0.53
1:A:275:GLN:HG2	1:A:275:GLN:O	2.09	0.53
1:C:147:LYS:HE2	1:C:165:THR:HA	1.90	0.52
1:E:200:ILE:CD1	1:E:240:LEU:HD23	2.36	0.52
1:C:224:VAL:C	1:C:226:LEU:H	2.10	0.52
1:E:78:VAL:HB	1:E:128:TYR:HB2	1.90	0.52
1:E:234:HIS:CE1	1:E:261:ILE:CG2	2.90	0.52
1:B:253:TYR:HB2	1:B:313:PHE:HD2	1.73	0.52
1:D:229:SER:CB	1:E:228:VAL:HG11	2.39	0.52
1:E:275:GLN:O	1:E:275:GLN:HG2	2.09	0.52
1:A:264:PHE:CE2	1:A:302:PHE:HB2	2.43	0.52
1:B:70:ILE:HG22	1:B:71:TRP:O	2.10	0.52
1:B:213:THR:HG22	1:B:226:LEU:HD11	1.91	0.52
1:D:297:ALA:O	1:D:301:VAL:HG23	2.09	0.52
1:D:225:THR:HG21	1:E:224:VAL:HG23	1.89	0.52
1:E:84:ARG:HA	1:E:107:ALA:HB2	1.91	0.52
1:E:53:PHE:C	1:E:53:PHE:CD1	2.82	0.52
1:A:260:MET:HE2	1:A:309:LEU:HD22	1.90	0.52
1:D:158:GLY:HA2	1:D:192:GLN:OE1	2.10	0.52
1:A:234:HIS:CE1	1:A:261:ILE:CG2	2.90	0.52
1:D:96:ASP:OD1	1:D:98:THR:HB	2.10	0.52
1:C:65:TYR:CD1	1:C:70:ILE:HD11	2.45	0.52
1:B:213:THR:HG22	1:B:226:LEU:CD1	2.39	0.52
1:B:235:ILE:HG22	1:B:239:ILE:HD12	1.91	0.52
1:C:297:ALA:O	1:C:301:VAL:HG23	2.09	0.52
1:B:119:PRO:O	1:B:193:TYR:HB3	2.10	0.52
1:C:25:GLU:HA	1:C:25:GLU:OE1	2.09	0.52
1:E:54:ASP:HB2	1:E:57:ARG:HB2	1.91	0.52
1:B:215:PHE:HZ	1:B:298:PHE:CD1	2.28	0.52
1:A:157:THR:HG21	1:B:34:GLU:OE1	2.10	0.52
1:C:278:LEU:HD21	1:C:286:ARG:HB3	1.90	0.52
1:C:193:TYR:O	1:C:194:PHE:HB2	2.08	0.52
1:A:215:PHE:HZ	1:A:298:PHE:CD1	2.28	0.52

Continued on next page...

Continued from previous page...

Atom-1	Atom-2	Interatomic distance (Å)	Clash overlap (Å)
1:D:179:LEU:C	1:D:179:LEU:HD12	2.30	0.52
1:A:314:PHE:HD1	1:A:314:PHE:N	2.07	0.52
1:B:53:PHE:CE2	1:B:63:LYS:CB	2.81	0.51
1:D:129:LEU:HD12	1:D:129:LEU:N	2.25	0.51
1:B:276:HIS:C	1:B:278:LEU:H	2.13	0.51
1:B:53:PHE:C	1:B:53:PHE:CD1	2.84	0.51
1:A:54:ASP:HB2	1:A:57:ARG:HB2	1.92	0.51
1:B:47:LYS:HD3	1:B:49:ARG:NH2	2.26	0.51
1:B:123:GLN:HA	1:B:123:GLN:NE2	2.25	0.51
1:A:271:GLU:OE2	1:A:272:VAL:N	2.43	0.51
1:A:23:LEU:HG	1:A:164:PHE:CE1	2.46	0.51
1:C:23:LEU:HD22	1:C:38:VAL:CG2	2.40	0.51
1:C:256:ALA:HB1	1:C:309:LEU:HD21	1.92	0.51
1:D:264:PHE:HE2	1:D:302:PHE:HB2	1.75	0.51
1:E:274:VAL:O	1:E:276:HIS:N	2.41	0.51
1:C:202:LEU:HD12	1:D:259:PHE:CZ	2.46	0.51
1:C:194:PHE:C	1:C:196:TYR:H	2.14	0.51
1:E:253:TYR:HB2	1:E:313:PHE:HD2	1.74	0.51
1:E:213:THR:HG22	1:E:226:LEU:CD1	2.40	0.51
1:B:13:GLU:HB3	1:B:14:PRO:CD	2.41	0.51
1:A:194:PHE:C	1:A:196:TYR:H	2.12	0.51
1:B:194:PHE:C	1:B:196:TYR:N	2.63	0.51
1:D:253:TYR:HB2	1:D:313:PHE:HD2	1.75	0.51
1:A:65:TYR:CD1	1:A:70:ILE:HD11	2.46	0.51
1:A:193:TYR:CG	1:A:193:TYR:O	2.63	0.51
1:E:193:TYR:O	1:E:194:PHE:HB2	2.11	0.51
1:B:141:LEU:HD23	1:B:142:ALA:H	1.74	0.51
1:A:89:VAL:HG23	1:B:76:ARG:HD3	1.92	0.51
1:D:210:ILE:HG13	1:E:266:PHE:CE1	2.46	0.51
1:E:137:ARG:HD2	1:E:179:LEU:HG	1.93	0.51
1:D:119:PRO:O	1:D:193:TYR:HB3	2.11	0.51
1:D:193:TYR:O	1:D:194:PHE:HB2	2.10	0.51
1:E:86:ALA:HB2	1:E:105:PHE:HB3	1.93	0.51
1:C:226:LEU:HD21	1:D:224:VAL:HB	1.92	0.51
1:E:25:GLU:HA	1:E:25:GLU:OE1	2.10	0.51
1:C:155:PHE:HD1	1:D:110:LEU:CD2	2.24	0.51
1:E:65:TYR:CD1	1:E:70:ILE:HD11	2.46	0.51
1:D:25:GLU:HA	1:D:25:GLU:OE1	2.11	0.51
1:E:253:TYR:CA	1:E:313:PHE:HE2	2.23	0.51
1:C:157:THR:HG22	1:D:34:GLU:OE1	2.11	0.51
1:A:76:ARG:HH22	1:A:130:ILE:CD1	2.18	0.50

Continued on next page...

Continued from previous page...

Atom-1	Atom-2	Interatomic distance (Å)	Clash overlap (Å)
1:B:275:GLN:HG2	1:B:275:GLN:O	2.10	0.50
1:E:297:ALA:O	1:E:301:VAL:HG23	2.10	0.50
1:E:23:LEU:HG	1:E:164:PHE:CE1	2.46	0.50
1:C:89:VAL:CG2	1:D:76:ARG:HD3	2.42	0.50
1:A:203:PRO:HB3	1:B:262:TYR:CE1	2.47	0.50
1:E:76:ARG:HH12	1:E:130:ILE:HD11	1.77	0.50
1:A:226:LEU:HD22	1:B:228:VAL:HG21	1.92	0.50
1:E:275:GLN:HG3	1:E:291:THR:OG1	2.11	0.50
1:B:264:PHE:HZ	1:B:301:VAL:HG12	1.76	0.50
1:A:192:GLN:CD	1:B:249:PRO:HB3	2.32	0.50
1:D:192:GLN:CD	1:E:249:PRO:HB3	2.32	0.50
1:C:314:PHE:HD1	1:C:314:PHE:N	2.10	0.50
1:E:21:ILE:O	1:E:149:GLY:HA3	2.10	0.50
1:C:275:GLN:HG2	1:C:275:GLN:O	2.11	0.50
1:A:84:ARG:HB3	1:A:84:ARG:HH11	1.76	0.50
1:B:65:TYR:CD1	1:B:70:ILE:HD11	2.46	0.50
1:E:47:LYS:HD3	1:E:49:ARG:NH2	2.27	0.50
1:A:249:PRO:HD2	1:A:250:TYR:CE1	2.47	0.50
1:E:314:PHE:N	1:E:314:PHE:HD1	2.10	0.50
1:C:29:LEU:HB2	1:C:156:LEU:HD11	1.94	0.50
1:D:213:THR:HG22	1:D:226:LEU:HD11	1.93	0.50
1:C:29:LEU:HD23	1:C:30:ASP:N	2.27	0.50
1:C:46:TRP:HH2	1:C:72:ILE:HG23	1.77	0.50
1:D:77:PHE:CZ	1:D:129:LEU:HD11	2.46	0.50
1:D:300:VAL:O	1:D:304:LEU:HB2	2.11	0.50
1:B:193:TYR:O	1:B:194:PHE:HB2	2.12	0.50
1:D:51:LEU:HD11	1:D:70:ILE:HD12	1.94	0.50
1:D:221:GLU:OE2	1:E:221:GLU:OE2	2.30	0.50
1:A:300:VAL:O	1:A:304:LEU:HB2	2.12	0.50
1:D:234:HIS:CE1	1:D:261:ILE:CG2	2.89	0.49
1:A:255:GLY:O	1:A:258:ILE:HG22	2.12	0.49
1:E:197:ILE:CB	1:E:198:PRO:HD3	2.41	0.49
1:D:229:SER:HB3	1:E:228:VAL:CG1	2.41	0.49
1:E:287:ALA:C	1:E:289:SER:H	2.16	0.49
1:E:194:PHE:C	1:E:196:TYR:H	2.15	0.49
1:C:94:SER:OG	1:C:95:PRO:HD2	2.12	0.49
1:A:94:SER:OG	1:A:95:PRO:HD2	2.11	0.49
1:D:23:LEU:HD22	1:D:38:VAL:CG2	2.42	0.49
1:E:235:ILE:HG22	1:E:239:ILE:HD12	1.93	0.49
1:A:23:LEU:HD22	1:A:38:VAL:CG2	2.43	0.49
1:E:278:LEU:HD21	1:E:286:ARG:HB3	1.93	0.49

Continued on next page...

Continued from previous page...

Atom-1	Atom-2	Interatomic distance (Å)	Clash overlap (Å)
1:A:51:LEU:HD11	1:A:70:ILE:HD12	1.94	0.49
1:A:278:LEU:HD21	1:A:286:ARG:HB3	1.94	0.49
1:B:29:LEU:HD23	1:B:30:ASP:N	2.28	0.49
1:D:271:GLU:OE2	1:D:272:VAL:N	2.45	0.49
1:E:298:PHE:HB2	1:E:299:PRO:HD3	1.95	0.49
1:E:219:SER:OG	1:E:222:ALA:HB3	2.12	0.49
1:A:253:TYR:CA	1:A:313:PHE:HE2	2.24	0.49
1:B:51:LEU:HD11	1:B:70:ILE:HD12	1.93	0.49
1:E:84:ARG:HB2	1:E:84:ARG:NH1	2.27	0.49
1:A:13:GLU:HB3	1:A:14:PRO:CD	2.43	0.49
1:D:222:ALA:CB	1:E:220:TYR:CD2	2.96	0.49
1:C:274:VAL:C	1:C:276:HIS:N	2.64	0.49
1:C:276:HIS:C	1:C:278:LEU:H	2.15	0.49
1:A:53:PHE:CD1	1:A:53:PHE:C	2.83	0.49
1:C:290:ILE:HG22	1:C:291:THR:N	2.28	0.49
1:C:179:LEU:C	1:C:179:LEU:HD12	2.33	0.49
1:A:158:GLY:HA2	1:A:192:GLN:OE1	2.12	0.49
1:B:137:ARG:HD2	1:B:179:LEU:HG	1.93	0.49
1:D:194:PHE:C	1:D:196:TYR:H	2.15	0.49
1:B:179:LEU:HD12	1:B:179:LEU:C	2.33	0.49
1:D:314:PHE:N	1:D:314:PHE:CD1	2.79	0.49
1:A:53:PHE:CE2	1:A:63:LYS:CB	2.79	0.49
1:C:264:PHE:O	1:C:268:ALA:HB2	2.12	0.49
1:E:13:GLU:HB3	1:E:14:PRO:CD	2.43	0.49
1:E:179:LEU:HD12	1:E:179:LEU:C	2.32	0.49
1:E:151:ASN:C	1:E:153:ASP:N	2.66	0.48
1:B:151:ASN:C	1:B:153:ASP:N	2.64	0.48
1:A:151:ASN:C	1:A:153:ASP:N	2.66	0.48
1:C:65:TYR:CD2	1:C:70:ILE:HD11	2.48	0.48
1:E:158:GLY:HA2	1:E:192:GLN:OE1	2.13	0.48
1:E:23:LEU:HD22	1:E:38:VAL:CG2	2.43	0.48
1:C:212:TRP:HZ3	1:C:264:PHE:HD2	1.61	0.48
1:E:249:PRO:HD2	1:E:250:TYR:CE1	2.48	0.48
1:D:123:GLN:NE2	1:D:123:GLN:HA	2.28	0.48
1:B:193:TYR:O	1:B:193:TYR:CG	2.65	0.48
1:A:200:ILE:CD1	1:A:240:LEU:HD23	2.40	0.48
1:D:274:VAL:C	1:D:276:HIS:N	2.67	0.48
1:B:314:PHE:N	1:B:314:PHE:HD1	2.10	0.48
1:A:65:TYR:CD2	1:A:70:ILE:HD11	2.49	0.48
1:D:219:SER:OG	1:D:222:ALA:HB3	2.12	0.48
1:B:11:ALA:HB3	1:B:136:THR:HG21	1.94	0.48

Continued on next page...

Continued from previous page...

Atom-1	Atom-2	Interatomic distance (Å)	Clash overlap (Å)
1:A:141:LEU:HD23	1:A:142:ALA:H	1.78	0.48
1:C:53:PHE:CD1	1:C:53:PHE:C	2.83	0.48
1:C:253:TYR:CA	1:C:313:PHE:HE2	2.26	0.48
1:B:274:VAL:C	1:B:276:HIS:N	2.66	0.48
1:D:54:ASP:HB2	1:D:57:ARG:CB	2.43	0.48
1:D:84:ARG:NH1	1:D:84:ARG:HB2	2.28	0.48
1:C:264:PHE:CZ	1:C:301:VAL:HG12	2.48	0.48
1:E:141:LEU:HD23	1:E:142:ALA:H	1.79	0.48
1:E:53:PHE:CE2	1:E:63:LYS:CB	2.85	0.48
1:E:291:THR:O	1:E:295:ARG:HG3	2.14	0.48
1:A:179:LEU:HD12	1:A:179:LEU:C	2.34	0.48
1:E:82:ASN:O	1:E:83:ALA:C	2.52	0.48
1:D:275:GLN:HG3	1:D:291:THR:OG1	2.14	0.48
1:E:215:PHE:O	1:E:291:THR:CG2	2.61	0.48
1:B:234:HIS:CE1	1:B:261:ILE:CG2	2.95	0.48
1:E:290:ILE:HG22	1:E:291:THR:N	2.29	0.48
1:E:70:ILE:HG22	1:E:71:TRP:O	2.14	0.48
1:B:47:LYS:CD	1:B:49:ARG:NH2	2.77	0.48
1:A:276:HIS:C	1:A:278:LEU:H	2.17	0.48
1:B:243:THR:HG22	1:B:244:ASN:ND2	2.28	0.48
1:C:271:GLU:OE2	1:C:272:VAL:N	2.47	0.48
1:C:215:PHE:HB2	1:C:216:TRP:CE3	2.49	0.48
1:E:274:VAL:C	1:E:276:HIS:N	2.67	0.48
1:E:213:THR:HG22	1:E:226:LEU:HD11	1.95	0.48
1:E:65:TYR:CD2	1:E:70:ILE:HD11	2.48	0.48
1:A:47:LYS:HD3	1:A:49:ARG:NH2	2.29	0.48
1:D:157:THR:HG21	1:E:34:GLU:OE1	2.14	0.48
1:D:68:GLU:H	1:D:68:GLU:CD	2.16	0.48
1:C:253:TYR:HB2	1:C:313:PHE:CD2	2.49	0.47
1:A:290:ILE:HG22	1:A:291:THR:N	2.27	0.47
1:A:253:TYR:O	1:A:256:ALA:HB3	2.13	0.47
1:B:137:ARG:HD3	1:B:137:ARG:HA	1.55	0.47
1:D:156:LEU:HA	1:D:156:LEU:HD12	1.71	0.47
1:D:227:VAL:CG1	1:D:269:VAL:HG23	2.44	0.47
1:D:212:TRP:HZ3	1:D:264:PHE:HD2	1.61	0.47
1:B:215:PHE:O	1:B:291:THR:CG2	2.62	0.47
1:E:224:VAL:O	1:E:226:LEU:N	2.47	0.47
1:E:84:ARG:CB	1:E:84:ARG:NH1	2.77	0.47
1:E:44:LEU:HD12	1:E:101:TYR:CD2	2.49	0.47
1:D:249:PRO:HD2	1:D:250:TYR:CE1	2.50	0.47
1:E:193:TYR:O	1:E:193:TYR:CG	2.66	0.47

Continued on next page...

Continued from previous page...

Atom-1	Atom-2	Interatomic distance (Å)	Clash overlap (Å)
1:C:23:LEU:HG	1:C:164:PHE:CE1	2.49	0.47
1:C:215:PHE:O	1:C:291:THR:CG2	2.62	0.47
1:C:131:VAL:CG1	1:C:140:VAL:HG13	2.41	0.47
1:B:25:GLU:OE1	1:B:25:GLU:HA	2.13	0.47
1:E:243:THR:HG22	1:E:244:ASN:ND2	2.28	0.47
1:C:249:PRO:HD2	1:C:250:TYR:CE1	2.50	0.47
1:D:193:TYR:CG	1:D:193:TYR:O	2.67	0.47
1:C:158:GLY:HA2	1:C:192:GLN:OE1	2.14	0.47
1:E:147:LYS:HE2	1:E:165:THR:HA	1.95	0.47
1:C:275:GLN:HG3	1:C:291:THR:OG1	2.14	0.47
1:D:70:ILE:N	1:D:70:ILE:HD13	2.29	0.47
1:C:197:ILE:CB	1:C:198:PRO:HD3	2.43	0.47
1:D:84:ARG:NH1	1:D:84:ARG:CB	2.76	0.47
1:C:298:PHE:HB2	1:C:299:PRO:HD3	1.97	0.47
1:A:287:ALA:C	1:A:289:SER:H	2.17	0.47
1:D:78:VAL:HB	1:D:128:TYR:CB	2.45	0.47
1:A:226:LEU:HD23	1:B:224:VAL:CB	2.38	0.47
1:C:261:ILE:CD1	1:C:302:PHE:HE1	2.28	0.47
1:C:78:VAL:HB	1:C:128:TYR:CB	2.44	0.47
1:D:253:TYR:CA	1:D:313:PHE:HE2	2.25	0.47
1:B:212:TRP:HZ3	1:B:264:PHE:HD2	1.63	0.47
1:D:47:LYS:CD	1:D:49:ARG:NH2	2.75	0.47
1:C:19:THR:HG22	1:C:44:LEU:HD23	1.96	0.47
1:C:44:LEU:HD12	1:C:101:TYR:CD2	2.49	0.47
1:A:119:PRO:O	1:A:193:TYR:HB3	2.14	0.47
1:B:194:PHE:C	1:B:196:TYR:H	2.18	0.47
1:C:260:MET:HE2	1:C:309:LEU:HD22	1.97	0.47
1:C:291:THR:O	1:C:295:ARG:HG3	2.14	0.47
1:D:137:ARG:HD2	1:D:179:LEU:HG	1.96	0.47
1:B:100:GLN:HA	1:B:100:GLN:HE21	1.79	0.47
1:E:11:ALA:HB3	1:E:136:THR:HG21	1.97	0.47
1:B:268:ALA:HA	1:B:298:PHE:HE1	1.80	0.47
1:A:274:VAL:C	1:A:276:HIS:N	2.66	0.47
1:E:29:LEU:HD23	1:E:30:ASP:N	2.30	0.47
1:B:158:GLY:HA2	1:B:192:GLN:OE1	2.14	0.47
1:B:191:ARG:CG	1:B:192:GLN:N	2.76	0.47
1:D:104:ARG:NH2	1:E:78:VAL:HA	2.30	0.46
1:A:78:VAL:HB	1:A:128:TYR:CB	2.45	0.46
1:A:215:PHE:HB2	1:A:216:TRP:CE3	2.50	0.46
1:D:192:GLN:OE1	1:E:249:PRO:HB3	2.14	0.46
1:C:193:TYR:O	1:C:193:TYR:CG	2.68	0.46

Continued on next page...

Continued from previous page...

Atom-1	Atom-2	Interatomic distance (Å)	Clash overlap (Å)
1:A:227:VAL:CG1	1:A:269:VAL:HG23	2.46	0.46
1:C:119:PRO:O	1:C:193:TYR:HB3	2.15	0.46
1:D:29:LEU:HD23	1:D:30:ASP:N	2.29	0.46
1:B:200:ILE:CD1	1:B:240:LEU:HD23	2.40	0.46
1:B:65:TYR:CD2	1:B:70:ILE:HD11	2.50	0.46
1:C:137:ARG:HD2	1:C:179:LEU:HG	1.97	0.46
1:D:195:SER:HB3	1:E:248:THR:O	2.15	0.46
1:B:76:ARG:NH1	1:B:130:ILE:HD11	2.30	0.46
1:D:151:ASN:C	1:D:153:ASP:N	2.68	0.46
1:D:276:HIS:C	1:D:278:LEU:N	2.69	0.46
1:B:147:LYS:HE2	1:B:165:THR:HA	1.97	0.46
1:B:23:LEU:HD22	1:B:38:VAL:CG2	2.46	0.46
1:C:253:TYR:O	1:C:256:ALA:HB3	2.15	0.46
1:D:215:PHE:HB2	1:D:216:TRP:CE3	2.51	0.46
1:E:212:TRP:HB2	1:E:215:PHE:CE1	2.51	0.46
1:D:283:GLN:N	1:D:284:PRO:CD	2.77	0.46
1:A:283:GLN:N	1:A:284:PRO:CD	2.78	0.46
1:D:243:THR:HG22	1:D:244:ASN:ND2	2.31	0.46
1:C:96:ASP:OD1	1:C:98:THR:HB	2.15	0.46
1:B:256:ALA:HB1	1:B:309:LEU:HD21	1.97	0.46
1:B:264:PHE:O	1:B:268:ALA:HB2	2.15	0.46
1:E:51:LEU:HD11	1:E:70:ILE:HD12	1.97	0.46
1:E:119:PRO:O	1:E:193:TYR:HB3	2.15	0.46
1:D:13:GLU:HB3	1:D:14:PRO:CD	2.44	0.46
1:A:118:TYR:CZ	1:A:196:TYR:HE2	2.34	0.46
1:D:95:PRO:C	1:D:97:GLY:H	2.18	0.46
1:D:53:PHE:C	1:D:53:PHE:CD1	2.88	0.46
1:A:147:LYS:CE	1:A:165:THR:HA	2.45	0.46
1:C:151:ASN:C	1:C:153:ASP:N	2.67	0.46
1:B:255:GLY:O	1:B:258:ILE:HG22	2.15	0.46
1:A:225:THR:HG22	1:B:224:VAL:HG23	1.96	0.46
1:D:309:LEU:HA	1:D:309:LEU:HD12	1.77	0.46
1:B:290:ILE:HG22	1:B:291:THR:N	2.29	0.46
1:B:19:THR:HG22	1:B:44:LEU:HD23	1.96	0.46
1:B:125:LEU:HB2	1:B:187:LEU:HB3	1.97	0.46
1:D:41:PHE:HE2	1:E:175:LEU:HD23	1.80	0.46
1:D:76:ARG:HH12	1:D:130:ILE:HD11	1.81	0.46
1:C:41:PHE:HZ	1:D:76:ARG:NH2	2.14	0.46
1:B:235:ILE:CG2	1:B:239:ILE:HD12	2.46	0.46
1:A:46:TRP:HH2	1:A:72:ILE:HG23	1.80	0.46
1:C:68:GLU:CD	1:C:68:GLU:H	2.20	0.46

Continued on next page...

Continued from previous page...

Atom-1	Atom-2	Interatomic distance (Å)	Clash overlap (Å)
1:A:22:TYR:HB3	1:A:41:PHE:HB2	1.98	0.46
1:B:23:LEU:HG	1:B:164:PHE:CE1	2.50	0.46
1:E:147:LYS:CE	1:E:165:THR:HA	2.46	0.46
1:A:70:ILE:HG22	1:A:71:TRP:O	2.15	0.46
1:D:19:THR:HG22	1:D:44:LEU:HD23	1.98	0.46
1:B:287:ALA:C	1:B:289:SER:H	2.18	0.46
1:E:53:PHE:O	1:E:53:PHE:CG	2.69	0.45
1:B:309:LEU:HD12	1:B:309:LEU:HA	1.71	0.45
1:D:48:ASP:O	1:D:50:ARG:N	2.48	0.45
1:C:288:ALA:O	1:C:292:ARG:HB2	2.16	0.45
1:E:94:SER:OG	1:E:95:PRO:HD2	2.16	0.45
1:A:76:ARG:HH12	1:A:130:ILE:HD11	1.81	0.45
1:E:276:HIS:C	1:E:278:LEU:N	2.70	0.45
1:A:298:PHE:HB2	1:A:299:PRO:HD3	1.98	0.45
1:A:253:TYR:HB2	1:A:313:PHE:CD2	2.51	0.45
1:D:48:ASP:C	1:D:50:ARG:N	2.70	0.45
1:E:29:LEU:HB2	1:E:156:LEU:HD11	1.98	0.45
1:C:149:GLY:O	1:C:164:PHE:CD1	2.54	0.45
1:C:226:LEU:HD23	1:D:224:VAL:HB	1.98	0.45
1:E:271:GLU:OE2	1:E:272:VAL:N	2.49	0.45
1:B:82:ASN:O	1:B:83:ALA:C	2.52	0.45
1:A:222:ALA:HA	1:B:221:GLU:OE1	2.16	0.45
1:D:235:ILE:HG22	1:D:239:ILE:HD12	1.98	0.45
1:D:264:PHE:O	1:D:268:ALA:HB2	2.16	0.45
1:E:268:ALA:HA	1:E:298:PHE:HE1	1.80	0.45
1:A:261:ILE:CD1	1:A:302:PHE:HE1	2.29	0.45
1:B:226:LEU:HA	1:B:226:LEU:HD22	1.61	0.45
1:A:240:LEU:CD1	1:B:239:ILE:HG12	2.39	0.45
1:E:212:TRP:HZ3	1:E:264:PHE:HD2	1.64	0.45
1:B:275:GLN:HG3	1:B:291:THR:OG1	2.17	0.45
1:D:65:TYR:CD2	1:D:70:ILE:HD11	2.52	0.45
1:C:213:THR:CG2	1:C:226:LEU:HD11	2.46	0.45
1:B:282:SER:C	1:B:284:PRO:HD3	2.37	0.45
1:C:123:GLN:NE2	1:C:123:GLN:HA	2.32	0.45
1:C:82:ASN:O	1:C:83:ALA:C	2.54	0.45
1:B:214:ALA:HB1	1:B:223:ASN:CG	2.37	0.45
1:E:53:PHE:O	1:E:54:ASP:C	2.55	0.45
1:D:291:THR:O	1:D:295:ARG:HG3	2.16	0.45
1:C:27:TYR:CD1	1:D:81:GLU:OE2	2.70	0.45
1:B:305:ALA:O	1:B:309:LEU:HB2	2.17	0.45
1:A:131:VAL:CG1	1:A:140:VAL:HG13	2.43	0.45

Continued on next page...

Continued from previous page...

Atom-1	Atom-2	Interatomic distance (Å)	Clash overlap (Å)
1:A:197:ILE:CB	1:A:198:PRO:HD3	2.45	0.45
1:C:47:LYS:HD3	1:C:49:ARG:NH2	2.31	0.45
1:C:137:ARG:HA	1:C:137:ARG:HD3	1.48	0.45
1:C:287:ALA:C	1:C:289:SER:H	2.19	0.45
1:E:96:ASP:OD1	1:E:98:THR:HB	2.17	0.45
1:E:261:ILE:CD1	1:E:302:PHE:HE1	2.29	0.45
1:C:155:PHE:CD1	1:D:110:LEU:CD2	3.00	0.45
1:D:287:ALA:C	1:D:289:SER:H	2.20	0.45
1:A:47:LYS:CD	1:A:49:ARG:NH2	2.80	0.45
1:C:13:GLU:HB3	1:C:14:PRO:CD	2.44	0.45
1:C:86:ALA:HB2	1:C:105:PHE:HB3	1.97	0.45
1:B:84:ARG:CB	1:B:84:ARG:NH1	2.79	0.45
1:A:29:LEU:HD23	1:A:30:ASP:N	2.30	0.45
1:A:221:GLU:OE2	1:B:221:GLU:OE2	2.34	0.45
1:E:215:PHE:HB2	1:E:216:TRP:CE3	2.52	0.45
1:A:275:GLN:HG3	1:A:291:THR:OG1	2.16	0.45
1:B:298:PHE:HB2	1:B:299:PRO:HD3	1.99	0.45
1:E:19:THR:HG22	1:E:44:LEU:HD23	1.97	0.45
1:D:314:PHE:N	1:D:314:PHE:HD1	2.14	0.45
1:D:100:GLN:HE21	1:D:100:GLN:HA	1.82	0.45
1:D:255:GLY:O	1:D:258:ILE:HG22	2.16	0.45
1:B:215:PHE:HB2	1:B:216:TRP:CE3	2.51	0.45
1:D:70:ILE:HG22	1:D:71:TRP:O	2.17	0.45
1:E:48:ASP:O	1:E:51:LEU:HD23	2.17	0.45
1:A:18:ASN:HB3	1:A:143:VAL:CG2	2.47	0.45
1:E:137:ARG:HA	1:E:137:ARG:HD3	1.57	0.45
1:A:137:ARG:HD3	1:A:137:ARG:HA	1.58	0.45
1:B:44:LEU:HD12	1:B:101:TYR:CD2	2.52	0.45
1:D:94:SER:OG	1:D:95:PRO:HD2	2.17	0.45
1:D:212:TRP:HB2	1:D:215:PHE:CE1	2.51	0.45
1:A:215:PHE:O	1:A:291:THR:CG2	2.64	0.45
1:A:291:THR:O	1:A:295:ARG:HG3	2.16	0.45
1:E:226:LEU:HD22	1:E:226:LEU:HA	1.58	0.45
1:E:283:GLN:N	1:E:284:PRO:CD	2.79	0.45
1:D:52:ALA:HB1	1:D:95:PRO:O	2.17	0.45
1:B:208:LEU:O	1:B:211:SER:HB3	2.16	0.45
1:E:173:PHE:HZ	1:E:182:LYS:HZ1	1.65	0.45
1:D:215:PHE:O	1:D:291:THR:CG2	2.65	0.44
1:D:290:ILE:HG22	1:D:291:THR:N	2.30	0.44
1:C:155:PHE:CE1	1:D:112:PRO:HB3	2.52	0.44
1:C:283:GLN:N	1:C:284:PRO:CD	2.80	0.44

Continued on next page...

Continued from previous page...

Atom-1	Atom-2	Interatomic distance (Å)	Clash overlap (Å)
1:E:80:VAL:HG12	1:E:82:ASN:O	2.17	0.44
1:B:80:VAL:HG12	1:B:82:ASN:O	2.18	0.44
1:E:98:THR:HG22	1:E:98:THR:O	2.17	0.44
1:D:54:ASP:OD1	1:D:54:ASP:O	2.35	0.44
1:C:53:PHE:O	1:C:54:ASP:C	2.56	0.44
1:B:23:LEU:HA	1:B:40:ALA:CB	2.45	0.44
1:C:268:ALA:HA	1:C:298:PHE:HE1	1.81	0.44
1:D:131:VAL:CG1	1:D:140:VAL:HG13	2.43	0.44
1:C:84:ARG:NH1	1:C:84:ARG:HB2	2.32	0.44
1:D:29:LEU:HB2	1:D:156:LEU:HD11	1.98	0.44
1:A:80:VAL:HG12	1:A:82:ASN:O	2.17	0.44
1:C:48:ASP:O	1:C:51:LEU:HD23	2.17	0.44
1:C:76:ARG:HH12	1:C:130:ILE:HD11	1.82	0.44
1:D:253:TYR:O	1:D:256:ALA:HB3	2.16	0.44
1:D:261:ILE:CD1	1:D:302:PHE:HE1	2.31	0.44
1:E:260:MET:HE2	1:E:309:LEU:HD22	1.99	0.44
1:B:13:GLU:OE1	1:B:14:PRO:HD3	2.18	0.44
1:C:243:THR:HG22	1:C:244:ASN:ND2	2.32	0.44
1:E:123:GLN:NE2	1:E:123:GLN:HA	2.33	0.44
1:A:25:GLU:HA	1:A:25:GLU:OE1	2.16	0.44
1:A:235:ILE:HG22	1:A:239:ILE:HD12	1.99	0.44
1:A:217:SER:OG	1:B:220:TYR:CE2	2.65	0.44
1:A:268:ALA:HA	1:A:298:PHE:HE1	1.81	0.44
1:A:264:PHE:CZ	1:A:301:VAL:HG12	2.51	0.44
1:B:276:HIS:C	1:B:278:LEU:N	2.70	0.44
1:B:118:TYR:CZ	1:B:196:TYR:HE2	2.36	0.44
1:C:227:VAL:CG1	1:C:269:VAL:HG23	2.47	0.44
1:D:268:ALA:HA	1:D:298:PHE:HE1	1.82	0.44
1:C:42:LEU:HD23	1:C:103:GLU:OE1	2.17	0.44
1:C:84:ARG:HB3	1:C:84:ARG:HH11	1.82	0.44
1:D:282:SER:C	1:D:284:PRO:HD3	2.38	0.44
1:A:157:THR:HG21	1:B:34:GLU:HG3	1.99	0.44
1:B:53:PHE:O	1:B:54:ASP:C	2.56	0.44
1:B:54:ASP:HB2	1:B:57:ARG:CB	2.47	0.44
1:A:53:PHE:O	1:A:53:PHE:CG	2.70	0.44
1:A:155:PHE:HB3	1:A:156:LEU:H	1.66	0.44
1:E:264:PHE:CZ	1:E:301:VAL:HG12	2.50	0.44
1:A:212:TRP:HZ3	1:A:264:PHE:HD2	1.65	0.44
1:B:253:TYR:O	1:B:256:ALA:HB3	2.17	0.44
1:C:54:ASP:HB2	1:C:57:ARG:CB	2.48	0.44
1:A:305:ALA:O	1:A:309:LEU:HB2	2.18	0.44

Continued on next page...

Continued from previous page...

Atom-1	Atom-2	Interatomic distance (Å)	Clash overlap (Å)
1:D:197:ILE:HA	1:D:201:ILE:HB	1.99	0.44
1:B:250:TYR:CD1	1:B:250:TYR:N	2.86	0.44
1:E:118:TYR:HB3	1:E:119:PRO:HD3	2.00	0.44
1:D:270:ILE:HA	1:D:270:ILE:HD13	1.64	0.44
1:E:68:GLU:H	1:E:68:GLU:CD	2.21	0.44
1:D:210:ILE:HG13	1:E:266:PHE:HE1	1.82	0.44
1:C:118:TYR:HB3	1:C:119:PRO:HD3	1.99	0.44
1:A:86:ALA:HB2	1:A:105:PHE:HB3	1.99	0.44
1:B:224:VAL:O	1:B:226:LEU:N	2.51	0.43
1:B:291:THR:O	1:B:295:ARG:HG3	2.18	0.43
1:B:227:VAL:CG1	1:B:269:VAL:HG23	2.48	0.43
1:D:196:TYR:N	1:D:196:TYR:HD1	2.16	0.43
1:C:191:ARG:CG	1:C:192:GLN:N	2.81	0.43
1:B:86:ALA:HB2	1:B:105:PHE:HB3	2.00	0.43
1:B:10:ILE:H	1:B:10:ILE:HG13	1.47	0.43
1:D:298:PHE:HB2	1:D:299:PRO:HD3	1.99	0.43
1:E:274:VAL:HG12	1:E:275:GLN:N	2.33	0.43
1:B:212:TRP:HB2	1:B:215:PHE:CE1	2.54	0.43
1:A:44:LEU:HD12	1:A:101:TYR:CD2	2.53	0.43
1:C:118:TYR:CZ	1:C:196:TYR:HE2	2.36	0.43
1:B:27:TYR:CE1	1:B:37:LYS:HB3	2.53	0.43
1:B:288:ALA:O	1:B:292:ARG:HB2	2.18	0.43
1:E:100:GLN:HE21	1:E:100:GLN:HA	1.83	0.43
1:D:212:TRP:CZ3	1:D:264:PHE:HD2	2.36	0.43
1:B:25:GLU:HB2	1:B:39:ASN:HB3	2.00	0.43
1:A:224:VAL:O	1:A:226:LEU:N	2.52	0.43
1:A:229:SER:CB	1:B:228:VAL:HG11	2.47	0.43
1:A:203:PRO:HB3	1:B:262:TYR:CZ	2.53	0.43
1:E:46:TRP:HH2	1:E:72:ILE:HG23	1.83	0.43
1:D:118:TYR:CZ	1:D:196:TYR:HE2	2.35	0.43
1:E:25:GLU:HB2	1:E:39:ASN:HB3	1.98	0.43
1:E:89:VAL:HG12	1:E:102:LEU:HB3	2.01	0.43
1:C:70:ILE:HG22	1:C:71:TRP:O	2.19	0.43
1:D:196:TYR:N	1:D:196:TYR:CD1	2.86	0.43
1:B:210:ILE:HD11	1:C:266:PHE:HD1	1.84	0.43
1:D:305:ALA:O	1:D:309:LEU:HB2	2.17	0.43
1:E:267:VAL:HA	1:E:270:ILE:HB	2.00	0.43
1:B:261:ILE:CD1	1:B:302:PHE:HE1	2.32	0.43
1:D:48:ASP:O	1:D:51:LEU:HD23	2.19	0.43
1:D:146:GLU:HG3	1:E:176:GLU:HG2	2.00	0.43
1:D:147:LYS:HE2	1:D:165:THR:HA	2.01	0.43

Continued on next page...

Continued from previous page...

Atom-1	Atom-2	Interatomic distance (Å)	Clash overlap (Å)
1:D:260:MET:HE2	1:D:309:LEU:HD22	2.01	0.43
1:B:253:TYR:CA	1:B:313:PHE:HE2	2.26	0.43
1:A:104:ARG:NH1	1:B:77:PHE:O	2.50	0.43
1:B:78:VAL:HB	1:B:128:TYR:CB	2.48	0.43
1:B:84:ARG:NH1	1:B:84:ARG:HB2	2.34	0.43
1:D:250:TYR:CD1	1:D:250:TYR:N	2.86	0.43
1:A:82:ASN:O	1:A:83:ALA:C	2.57	0.43
1:C:147:LYS:CE	1:C:165:THR:HA	2.47	0.43
1:E:235:ILE:CG2	1:E:239:ILE:HD12	2.49	0.43
1:A:9:PRO:HD3	1:A:71:TRP:CE3	2.53	0.43
1:B:94:SER:OG	1:B:95:PRO:HD2	2.19	0.43
1:B:96:ASP:OD1	1:B:98:THR:HB	2.19	0.43
1:E:54:ASP:HB2	1:E:57:ARG:CB	2.49	0.43
1:E:227:VAL:CG1	1:E:269:VAL:HG23	2.49	0.43
1:C:212:TRP:HB2	1:C:215:PHE:CE1	2.54	0.43
1:D:256:ALA:HB1	1:D:309:LEU:HD21	2.00	0.43
1:D:264:PHE:CZ	1:D:301:VAL:HG12	2.52	0.43
1:B:131:VAL:CG1	1:B:140:VAL:HG13	2.42	0.43
1:A:48:ASP:O	1:A:51:LEU:HD23	2.19	0.43
1:B:283:GLN:N	1:B:284:PRO:CD	2.79	0.43
1:C:276:HIS:C	1:C:278:LEU:N	2.72	0.43
1:A:282:SER:C	1:A:284:PRO:HD3	2.40	0.43
1:B:18:ASN:HB3	1:B:143:VAL:CG2	2.47	0.43
1:E:156:LEU:HD12	1:E:156:LEU:HA	1.70	0.43
1:B:196:TYR:HD1	1:B:196:TYR:N	2.17	0.43
1:E:202:LEU:HB2	1:E:203:PRO:HD3	2.01	0.43
1:A:191:ARG:CG	1:A:192:GLN:N	2.81	0.42
1:E:10:ILE:HG13	1:E:10:ILE:H	1.50	0.42
1:B:196:TYR:N	1:B:196:TYR:CD1	2.87	0.42
1:C:235:ILE:HG22	1:C:239:ILE:HD12	2.00	0.42
1:D:82:ASN:O	1:D:83:ALA:C	2.56	0.42
1:A:156:LEU:HD12	1:A:156:LEU:HA	1.70	0.42
1:A:226:LEU:HA	1:A:226:LEU:HD22	1.58	0.42
1:C:240:LEU:HD22	1:D:239:ILE:HG12	2.00	0.42
1:D:253:TYR:CA	1:D:313:PHE:CE2	2.99	0.42
1:A:212:TRP:HB2	1:A:215:PHE:CE1	2.53	0.42
1:A:42:LEU:HD23	1:A:103:GLU:OE1	2.18	0.42
1:A:84:ARG:NH1	1:A:84:ARG:CB	2.81	0.42
1:A:84:ARG:HB2	1:A:84:ARG:NH1	2.33	0.42
1:D:44:LEU:HD12	1:D:101:TYR:CD2	2.53	0.42
1:A:54:ASP:HB2	1:A:57:ARG:CB	2.49	0.42

Continued on next page...

Continued from previous page...

Atom-1	Atom-2	Interatomic distance (Å)	Clash overlap (Å)
1:C:53:PHE:O	1:C:53:PHE:CG	2.71	0.42
1:C:149:GLY:O	1:C:150:LYS:HB2	2.19	0.42
1:B:219:SER:OG	1:B:222:ALA:HB3	2.19	0.42
1:E:253:TYR:O	1:E:256:ALA:HB3	2.19	0.42
1:E:305:ALA:O	1:E:309:LEU:HB2	2.19	0.42
1:C:18:ASN:HB3	1:C:143:VAL:CG2	2.49	0.42
1:A:195:SER:HB3	1:B:248:THR:O	2.18	0.42
1:D:296:ILE:HD13	1:D:296:ILE:HA	1.90	0.42
1:A:68:GLU:H	1:A:68:GLU:CD	2.21	0.42
1:A:29:LEU:HB2	1:A:156:LEU:HD11	2.01	0.42
1:D:210:ILE:CG1	1:E:266:PHE:CD1	3.02	0.42
1:E:282:SER:C	1:E:284:PRO:HD3	2.39	0.42
1:E:118:TYR:CZ	1:E:196:TYR:HE2	2.38	0.42
1:B:195:SER:HB3	1:C:248:THR:O	2.19	0.42
1:A:41:PHE:HZ	1:B:76:ARG:NH2	2.17	0.42
1:B:267:VAL:HA	1:B:270:ILE:HB	2.02	0.42
1:C:222:ALA:CA	1:D:221:GLU:OE1	2.67	0.42
1:C:15:LEU:O	1:C:15:LEU:HG	2.11	0.42
1:A:303:LEU:O	1:A:307:ILE:HD12	2.19	0.42
1:B:245:LEU:HD12	1:B:245:LEU:HA	1.78	0.42
1:E:256:ALA:HB1	1:E:309:LEU:HD21	2.01	0.42
1:C:51:LEU:HD11	1:C:70:ILE:HD12	1.98	0.42
1:E:84:ARG:H	1:E:84:ARG:HG2	1.33	0.42
1:D:173:PHE:O	1:D:179:LEU:HB2	2.20	0.42
1:A:100:GLN:HE21	1:A:100:GLN:HA	1.85	0.42
1:D:53:PHE:O	1:D:54:ASP:C	2.57	0.42
1:A:264:PHE:O	1:A:268:ALA:HB2	2.19	0.42
1:C:155:PHE:HB3	1:C:156:LEU:H	1.70	0.42
1:C:84:ARG:NH1	1:C:84:ARG:CB	2.83	0.42
1:D:191:ARG:CG	1:D:192:GLN:N	2.82	0.42
1:A:193:TYR:O	1:A:194:PHE:CB	2.67	0.42
1:D:94:SER:OG	1:D:95:PRO:CD	2.68	0.42
1:C:80:VAL:HG12	1:C:82:ASN:O	2.20	0.42
1:C:215:PHE:HB2	1:C:216:TRP:CZ3	2.55	0.42
1:B:253:TYR:HB2	1:B:313:PHE:CD2	2.53	0.42
1:A:15:LEU:O	1:A:15:LEU:HG	2.17	0.42
1:C:94:SER:OG	1:C:95:PRO:CD	2.68	0.42
1:D:214:ALA:HB1	1:D:223:ASN:CG	2.40	0.42
1:B:53:PHE:CG	1:B:53:PHE:O	2.71	0.42
1:A:213:THR:HG22	1:A:226:LEU:HD12	2.02	0.42
1:A:62:VAL:CG1	1:A:92:SER:HB3	2.46	0.42

Continued on next page...

Continued from previous page...

Atom-1	Atom-2	Interatomic distance (Å)	Clash overlap (Å)
1:E:47:LYS:CD	1:E:49:ARG:NH2	2.80	0.42
1:E:80:VAL:CG1	1:E:82:ASN:O	2.68	0.42
1:D:79:ASN:O	1:D:79:ASN:OD1	2.37	0.42
1:C:253:TYR:CA	1:C:313:PHE:CE2	2.99	0.41
1:A:19:THR:HA	1:A:43:SER:O	2.20	0.41
1:D:27:TYR:CB	1:E:110:LEU:HD11	2.50	0.41
1:A:260:MET:CE	1:A:309:LEU:HD22	2.49	0.41
1:C:47:LYS:CD	1:C:49:ARG:NH2	2.82	0.41
1:B:19:THR:HA	1:B:43:SER:O	2.20	0.41
1:D:193:TYR:O	1:D:194:PHE:CB	2.67	0.41
1:A:94:SER:OG	1:A:95:PRO:CD	2.67	0.41
1:B:80:VAL:CG1	1:B:82:ASN:O	2.69	0.41
1:B:147:LYS:CE	1:B:165:THR:HA	2.50	0.41
1:B:260:MET:HE2	1:B:309:LEU:HD22	2.01	0.41
1:B:212:TRP:CZ3	1:B:264:PHE:HD2	2.38	0.41
1:E:131:VAL:CG1	1:E:140:VAL:HG13	2.43	0.41
1:C:296:ILE:HA	1:C:296:ILE:HD13	1.91	0.41
1:A:270:ILE:HA	1:A:270:ILE:HD13	1.61	0.41
1:A:27:TYR:CD1	1:B:81:GLU:OE2	2.73	0.41
1:D:200:ILE:CD1	1:D:240:LEU:HD23	2.45	0.41
1:B:155:PHE:HB3	1:B:156:LEU:H	1.69	0.41
1:A:52:ALA:HB1	1:A:95:PRO:O	2.20	0.41
1:D:125:LEU:HB2	1:D:187:LEU:HB3	2.03	0.41
1:E:208:LEU:O	1:E:211:SER:HB3	2.20	0.41
1:D:288:ALA:O	1:D:292:ARG:HB2	2.20	0.41
1:E:48:ASP:C	1:E:50:ARG:N	2.73	0.41
1:A:196:TYR:HD1	1:A:196:TYR:N	2.19	0.41
1:E:155:PHE:HB3	1:E:156:LEU:H	1.72	0.41
1:E:125:LEU:HB2	1:E:187:LEU:HB3	2.01	0.41
1:A:104:ARG:HH22	1:B:78:VAL:CA	2.34	0.41
1:D:48:ASP:C	1:D:50:ARG:H	2.23	0.41
1:D:18:ASN:HB3	1:D:143:VAL:CG2	2.46	0.41
1:B:46:TRP:HH2	1:B:72:ILE:HG23	1.86	0.41
1:E:49:ARG:HG2	1:E:49:ARG:H	1.66	0.41
1:E:193:TYR:O	1:E:194:PHE:CB	2.68	0.41
1:C:95:PRO:C	1:C:97:GLY:H	2.24	0.41
1:A:80:VAL:CG1	1:A:82:ASN:O	2.69	0.41
1:A:288:ALA:O	1:A:292:ARG:HB2	2.20	0.41
1:A:53:PHE:O	1:A:54:ASP:C	2.59	0.41
1:D:253:TYR:HD1	1:D:313:PHE:CD2	2.38	0.41
1:C:27:TYR:CE1	1:D:81:GLU:CD	2.93	0.41

Continued on next page...

Continued from previous page...

Atom-1	Atom-2	Interatomic distance (Å)	Clash overlap (Å)
1:D:224:VAL:O	1:D:226:LEU:N	2.54	0.41
1:D:179:LEU:C	1:D:179:LEU:CD1	2.89	0.41
1:E:95:PRO:C	1:E:97:GLY:H	2.23	0.41
1:E:214:ALA:HB1	1:E:223:ASN:CG	2.40	0.41
1:D:64:THR:O	1:D:64:THR:HG22	2.20	0.41
1:E:253:TYR:HB2	1:E:313:PHE:CD2	2.55	0.41
1:C:282:SER:C	1:C:284:PRO:HD3	2.41	0.41
1:E:19:THR:HA	1:E:43:SER:O	2.20	0.41
1:E:296:ILE:HA	1:E:296:ILE:HD13	1.89	0.41
1:E:79:ASN:O	1:E:79:ASN:OD1	2.39	0.41
1:B:128:TYR:HD1	1:B:128:TYR:HA	1.72	0.41
1:E:78:VAL:HB	1:E:128:TYR:CB	2.50	0.41
1:E:76:ARG:NH1	1:E:130:ILE:HD11	2.35	0.41
1:A:225:THR:HG22	1:A:225:THR:O	2.21	0.41
1:C:240:LEU:HD13	1:D:239:ILE:HG12	2.03	0.41
1:C:270:ILE:HA	1:C:270:ILE:HD13	1.65	0.41
1:A:202:LEU:O	1:A:203:PRO:C	2.58	0.41
1:C:27:TYR:CE1	1:D:81:GLU:OE1	2.73	0.41
1:A:253:TYR:CA	1:A:313:PHE:CE2	2.99	0.41
1:D:202:LEU:HB2	1:D:203:PRO:HD3	2.03	0.41
1:A:249:PRO:HD2	1:A:250:TYR:HD1	1.84	0.41
1:B:197:ILE:HA	1:B:201:ILE:HB	2.02	0.41
1:D:19:THR:HA	1:D:43:SER:O	2.21	0.41
1:A:118:TYR:HB3	1:A:119:PRO:HD3	2.02	0.41
1:B:95:PRO:C	1:B:97:GLY:H	2.24	0.41
1:D:208:LEU:O	1:D:211:SER:HB3	2.21	0.41
1:A:146:GLU:HG3	1:B:176:GLU:CG	2.51	0.41
1:C:100:GLN:HE21	1:C:100:GLN:HA	1.86	0.41
1:C:141:LEU:HD23	1:C:142:ALA:H	1.85	0.41
1:A:139:ILE:HG12	1:A:172:ASN:HD21	1.86	0.41
1:C:149:GLY:O	1:C:150:LYS:CB	2.69	0.41
1:E:212:TRP:CZ3	1:E:264:PHE:HD2	2.39	0.41
1:D:278:LEU:HD23	1:D:287:ALA:HA	2.03	0.41
1:D:197:ILE:CB	1:D:198:PRO:HD3	2.48	0.41
1:C:98:THR:HG22	1:C:98:THR:O	2.21	0.41
1:A:229:SER:HB3	1:B:228:VAL:HG11	2.03	0.40
1:E:7:PRO:O	1:E:50:ARG:NH1	2.54	0.40
1:C:226:LEU:HA	1:C:226:LEU:HD22	1.58	0.40
1:A:196:TYR:CD1	1:A:196:TYR:N	2.88	0.40
1:A:25:GLU:HB2	1:A:39:ASN:HB3	2.04	0.40
1:B:68:GLU:H	1:B:68:GLU:CD	2.23	0.40

Continued on next page...

Continued from previous page...

Atom-1	Atom-2	Interatomic distance (Å)	Clash overlap (Å)
1:A:225:THR:CG2	1:B:224:VAL:HG23	2.52	0.40
1:C:267:VAL:HA	1:C:270:ILE:HB	2.03	0.40
1:E:255:GLY:O	1:E:258:ILE:HG22	2.22	0.40
1:B:9:PRO:HD3	1:B:71:TRP:CE3	2.55	0.40
1:A:276:HIS:C	1:A:278:LEU:N	2.74	0.40
1:E:179:LEU:CD1	1:E:179:LEU:C	2.89	0.40
1:A:208:LEU:O	1:A:211:SER:HB3	2.21	0.40
1:D:22:TYR:HB3	1:D:41:PHE:HB2	2.03	0.40
1:D:41:PHE:HE2	1:E:175:LEU:CD2	2.34	0.40
1:A:224:VAL:HG23	1:A:225:THR:N	2.36	0.40
1:E:9:PRO:HD3	1:E:71:TRP:CE3	2.57	0.40
1:C:224:VAL:O	1:C:226:LEU:N	2.54	0.40
1:A:243:THR:HG22	1:A:244:ASN:ND2	2.34	0.40
1:C:245:LEU:HD12	1:C:245:LEU:HA	1.82	0.40
1:D:41:PHE:HD1	1:D:41:PHE:HA	1.81	0.40
1:D:215:PHE:HB2	1:D:216:TRP:CZ3	2.57	0.40
1:D:253:TYR:HB2	1:D:313:PHE:CD2	2.55	0.40
1:B:48:ASP:O	1:B:51:LEU:HD23	2.21	0.40
1:C:213:THR:HG22	1:C:226:LEU:HD12	2.03	0.40
1:D:79:ASN:OD1	1:D:109:VAL:CG1	2.69	0.40
1:B:7:PRO:O	1:B:50:ARG:NH1	2.51	0.40
1:E:288:ALA:O	1:E:292:ARG:HB2	2.21	0.40
1:C:150:LYS:CG	1:C:154:VAL:HG21	2.48	0.40
1:D:128:TYR:HD1	1:D:128:TYR:HA	1.73	0.40
1:C:305:ALA:O	1:C:309:LEU:HB2	2.20	0.40
1:E:253:TYR:HD1	1:E:313:PHE:CD2	2.39	0.40
1:E:48:ASP:O	1:E:50:ARG:N	2.54	0.40
1:E:47:LYS:HB3	1:E:47:LYS:HE2	1.90	0.40
1:C:250:TYR:N	1:C:250:TYR:CD1	2.88	0.40
1:E:191:ARG:CG	1:E:192:GLN:N	2.84	0.40
1:C:79:ASN:OD1	1:C:109:VAL:CG1	2.70	0.40

There are no symmetry-related clashes.

5.3 Torsion angles [i](#)

5.3.1 Protein backbone [i](#)

In the following table, the Percentiles column shows the percent Ramachandran outliers of the chain as a percentile score with respect to all X-ray entries followed by that with respect to entries of similar resolution.

The Analysed column shows the number of residues for which the backbone conformation was analysed, and the total number of residues.

Mol	Chain	Analysed	Favoured	Allowed	Outliers	Percentiles	
1	A	308/317 (97%)	247 (80%)	48 (16%)	13 (4%)	3	32
1	B	308/317 (97%)	245 (80%)	49 (16%)	14 (4%)	3	30
1	C	308/317 (97%)	245 (80%)	48 (16%)	15 (5%)	3	27
1	D	308/317 (97%)	248 (80%)	46 (15%)	14 (4%)	3	30
1	E	308/317 (97%)	245 (80%)	49 (16%)	14 (4%)	3	30
All	All	1540/1585 (97%)	1230 (80%)	240 (16%)	70 (4%)	3	30

All (70) Ramachandran outliers are listed below:

Mol	Chain	Res	Type
1	A	118	TYR
1	A	148	VAL
1	A	150	LYS
1	A	194	PHE
1	A	275	GLN
1	A	282	SER
1	B	118	TYR
1	B	148	VAL
1	B	150	LYS
1	B	194	PHE
1	B	275	GLN
1	B	282	SER
1	C	118	TYR
1	C	148	VAL
1	C	150	LYS
1	C	194	PHE
1	C	275	GLN
1	C	282	SER
1	D	118	TYR
1	D	148	VAL
1	D	150	LYS
1	D	194	PHE
1	D	282	SER
1	E	118	TYR
1	E	148	VAL
1	E	150	LYS
1	E	194	PHE
1	E	275	GLN

Continued on next page...

Continued from previous page...

Mol	Chain	Res	Type
1	E	282	SER
1	A	84	ARG
1	B	84	ARG
1	B	287	ALA
1	C	84	ARG
1	C	287	ALA
1	D	84	ARG
1	D	275	GLN
1	E	84	ARG
1	E	287	ALA
1	A	278	LEU
1	A	287	ALA
1	A	288	ALA
1	B	278	LEU
1	B	288	ALA
1	C	225	THR
1	C	278	LEU
1	C	288	ALA
1	D	278	LEU
1	D	287	ALA
1	D	288	ALA
1	E	278	LEU
1	E	288	ALA
1	E	302	PHE
1	B	302	PHE
1	E	225	THR
1	A	225	THR
1	B	155	PHE
1	C	302	PHE
1	D	49	ARG
1	D	131	VAL
1	D	302	PHE
1	E	14	PRO
1	A	131	VAL
1	C	14	PRO
1	C	131	VAL
1	D	14	PRO
1	E	131	VAL
1	B	14	PRO
1	B	131	VAL
1	A	14	PRO
1	C	10	ILE

5.3.2 Protein sidechains ⓘ

In the following table, the Percentiles column shows the percent sidechain outliers of the chain as a percentile score with respect to all X-ray entries followed by that with respect to entries of similar resolution.

The Analysed column shows the number of residues for which the sidechain conformation was analysed, and the total number of residues.

Mol	Chain	Analysed	Rotameric	Outliers	Percentiles	
1	A	278/284 (98%)	233 (84%)	45 (16%)	3	17
1	B	278/284 (98%)	233 (84%)	45 (16%)	3	17
1	C	278/284 (98%)	234 (84%)	44 (16%)	3	19
1	D	278/284 (98%)	232 (84%)	46 (16%)	3	16
1	E	278/284 (98%)	234 (84%)	44 (16%)	3	19
All	All	1390/1420 (98%)	1166 (84%)	224 (16%)	3	18

All (224) residues with a non-rotameric sidechain are listed below:

Mol	Chain	Res	Type
1	A	16	THR
1	A	32	LYS
1	A	49	ARG
1	A	51	LEU
1	A	53	PHE
1	A	57	ARG
1	A	64	THR
1	A	68	GLU
1	A	72	ILE
1	A	84	ARG
1	A	89	VAL
1	A	98	THR
1	A	110	LEU
1	A	113	LEU
1	A	116	ARG
1	A	122	SER
1	A	124	THR
1	A	140	VAL
1	A	141	LEU
1	A	150	LYS
1	A	151	ASN
1	A	154	VAL
1	A	155	PHE

Continued on next page...

Continued from previous page...

Mol	Chain	Res	Type
1	A	157	THR
1	A	162	GLU
1	A	179	LEU
1	A	191	ARG
1	A	202	LEU
1	A	204	MET
1	A	211	SER
1	A	212	TRP
1	A	213	THR
1	A	221	GLU
1	A	226	LEU
1	A	239	ILE
1	A	243	THR
1	A	252	THR
1	A	254	THR
1	A	257	ILE
1	A	263	LEU
1	A	270	ILE
1	A	274	VAL
1	A	290	ILE
1	A	292	ARG
1	A	314	PHE
1	B	16	THR
1	B	32	LYS
1	B	49	ARG
1	B	51	LEU
1	B	53	PHE
1	B	57	ARG
1	B	64	THR
1	B	68	GLU
1	B	72	ILE
1	B	84	ARG
1	B	89	VAL
1	B	98	THR
1	B	110	LEU
1	B	113	LEU
1	B	116	ARG
1	B	122	SER
1	B	124	THR
1	B	140	VAL
1	B	141	LEU
1	B	150	LYS

Continued on next page...

Continued from previous page...

Mol	Chain	Res	Type
1	B	151	ASN
1	B	154	VAL
1	B	155	PHE
1	B	157	THR
1	B	162	GLU
1	B	179	LEU
1	B	191	ARG
1	B	202	LEU
1	B	204	MET
1	B	211	SER
1	B	212	TRP
1	B	213	THR
1	B	221	GLU
1	B	226	LEU
1	B	239	ILE
1	B	243	THR
1	B	252	THR
1	B	254	THR
1	B	257	ILE
1	B	263	LEU
1	B	270	ILE
1	B	274	VAL
1	B	290	ILE
1	B	292	ARG
1	B	314	PHE
1	C	16	THR
1	C	32	LYS
1	C	49	ARG
1	C	51	LEU
1	C	53	PHE
1	C	57	ARG
1	C	64	THR
1	C	68	GLU
1	C	72	ILE
1	C	84	ARG
1	C	89	VAL
1	C	98	THR
1	C	110	LEU
1	C	113	LEU
1	C	116	ARG
1	C	122	SER
1	C	124	THR

Continued on next page...

Continued from previous page...

Mol	Chain	Res	Type
1	C	140	VAL
1	C	141	LEU
1	C	151	ASN
1	C	154	VAL
1	C	155	PHE
1	C	157	THR
1	C	162	GLU
1	C	179	LEU
1	C	191	ARG
1	C	202	LEU
1	C	204	MET
1	C	211	SER
1	C	212	TRP
1	C	213	THR
1	C	221	GLU
1	C	226	LEU
1	C	239	ILE
1	C	243	THR
1	C	252	THR
1	C	254	THR
1	C	257	ILE
1	C	263	LEU
1	C	270	ILE
1	C	274	VAL
1	C	290	ILE
1	C	292	ARG
1	C	314	PHE
1	D	16	THR
1	D	32	LYS
1	D	49	ARG
1	D	51	LEU
1	D	53	PHE
1	D	57	ARG
1	D	64	THR
1	D	68	GLU
1	D	72	ILE
1	D	84	ARG
1	D	89	VAL
1	D	98	THR
1	D	110	LEU
1	D	113	LEU
1	D	116	ARG

Continued on next page...

Continued from previous page...

Mol	Chain	Res	Type
1	D	122	SER
1	D	124	THR
1	D	140	VAL
1	D	141	LEU
1	D	150	LYS
1	D	151	ASN
1	D	154	VAL
1	D	155	PHE
1	D	157	THR
1	D	162	GLU
1	D	179	LEU
1	D	191	ARG
1	D	202	LEU
1	D	204	MET
1	D	211	SER
1	D	212	TRP
1	D	213	THR
1	D	221	GLU
1	D	226	LEU
1	D	239	ILE
1	D	243	THR
1	D	252	THR
1	D	254	THR
1	D	257	ILE
1	D	263	LEU
1	D	269	VAL
1	D	270	ILE
1	D	274	VAL
1	D	290	ILE
1	D	292	ARG
1	D	314	PHE
1	E	16	THR
1	E	32	LYS
1	E	49	ARG
1	E	51	LEU
1	E	53	PHE
1	E	57	ARG
1	E	64	THR
1	E	68	GLU
1	E	72	ILE
1	E	84	ARG
1	E	89	VAL

Continued on next page...

Continued from previous page...

Mol	Chain	Res	Type
1	E	98	THR
1	E	110	LEU
1	E	116	ARG
1	E	122	SER
1	E	124	THR
1	E	140	VAL
1	E	141	LEU
1	E	150	LYS
1	E	151	ASN
1	E	154	VAL
1	E	155	PHE
1	E	157	THR
1	E	162	GLU
1	E	179	LEU
1	E	191	ARG
1	E	202	LEU
1	E	204	MET
1	E	211	SER
1	E	212	TRP
1	E	213	THR
1	E	221	GLU
1	E	226	LEU
1	E	239	ILE
1	E	243	THR
1	E	252	THR
1	E	254	THR
1	E	257	ILE
1	E	263	LEU
1	E	270	ILE
1	E	274	VAL
1	E	290	ILE
1	E	292	ARG
1	E	314	PHE

Some sidechains can be flipped to improve hydrogen bonding and reduce clashes. All (20) such sidechains are listed below:

Mol	Chain	Res	Type
1	A	100	GLN
1	A	151	ASN
1	A	244	ASN
1	A	283	GLN
1	B	100	GLN

Continued on next page...

Continued from previous page...

Mol	Chain	Res	Type
1	B	151	ASN
1	B	244	ASN
1	B	283	GLN
1	C	100	GLN
1	C	151	ASN
1	C	244	ASN
1	C	283	GLN
1	D	100	GLN
1	D	151	ASN
1	D	244	ASN
1	D	283	GLN
1	E	100	GLN
1	E	151	ASN
1	E	244	ASN
1	E	283	GLN

5.3.3 RNA ⓘ

There are no RNA molecules in this entry.

5.4 Non-standard residues in protein, DNA, RNA chains ⓘ

There are no non-standard protein/DNA/RNA residues in this entry.

5.5 Carbohydrates ⓘ

There are no carbohydrates in this entry.

5.6 Ligand geometry ⓘ

Of 1 ligands modelled in this entry, 1 is monoatomic - leaving 0 for Mogul analysis.

There are no bond length outliers.

There are no bond angle outliers.

There are no chirality outliers.

There are no torsion outliers.

There are no ring outliers.

No monomer is involved in short contacts.

5.7 Other polymers

There are no such residues in this entry.

5.8 Polymer linkage issues

There are no chain breaks in this entry.

6 Fit of model and data

6.1 Protein, DNA and RNA chains

In the following table, the column labelled ‘#RSRZ> 2’ contains the number (and percentage) of RSRZ outliers, followed by percent RSRZ outliers for the chain as percentile scores relative to all X-ray entries and entries of similar resolution. The OWAB column contains the minimum, median, 95th percentile and maximum values of the occupancy-weighted average B-factor per residue. The column labelled ‘Q< 0.9’ lists the number of (and percentage) of residues with an average occupancy less than 0.9.

Mol	Chain	Analysed	<RSRZ>	#RSRZ>2	OWAB(Å ²)	Q<0.9
1	A	310/317 (97%)	-0.24	3 (0%) 84 76	69, 112, 168, 218	0
1	B	310/317 (97%)	-0.23	6 (1%) 70 60	73, 112, 167, 217	0
1	C	310/317 (97%)	-0.30	3 (0%) 84 76	72, 112, 167, 220	0
1	D	310/317 (97%)	-0.22	2 (0%) 90 85	70, 111, 167, 218	0
1	E	310/317 (97%)	-0.27	2 (0%) 90 85	74, 112, 167, 218	0
All	All	1550/1585 (97%)	-0.25	16 (1%) 84 76	69, 112, 168, 220	0

All (16) RSRZ outliers are listed below:

Mol	Chain	Res	Type	RSRZ
1	A	316	PHE	3.7
1	C	60	VAL	3.0
1	C	316	PHE	3.0
1	A	59	GLY	3.0
1	B	282	SER	2.9
1	E	59	GLY	2.8
1	E	316	PHE	2.7
1	A	60	VAL	2.5
1	C	59	GLY	2.4
1	B	91	ILE	2.4
1	D	316	PHE	2.4
1	B	57	ARG	2.2
1	B	101	TYR	2.1
1	D	282	SER	2.1
1	B	281	GLU	2.0
1	B	90	ASP	2.0

6.2 Non-standard residues in protein, DNA, RNA chains [i](#)

There are no non-standard protein/DNA/RNA residues in this entry.

6.3 Carbohydrates [i](#)

There are no carbohydrates in this entry.

6.4 Ligands [i](#)

In the following table, the Atoms column lists the number of modelled atoms in the group and the number defined in the chemical component dictionary. LLDF column lists the quality of electron density of the group with respect to its neighbouring residues in protein, DNA or RNA chains. The B-factors column lists the minimum, median, 95th percentile and maximum values of B factors of atoms in the group. The column labelled 'Q< 0.9' lists the number of atoms with occupancy less than 0.9.

Mol	Type	Chain	Res	Atoms	RSCC	RSR	LLDF	B-factors(\AA^2)	Q<0.9
2	BR	C	1317	1/1	0.91	0.37	-	171,171,171,171	0

6.5 Other polymers [i](#)

There are no such residues in this entry.