



Full wwPDB X-ray Structure Validation Report ⓘ

Jan 31, 2016 – 11:56 PM GMT

PDB ID : 1Z01
Title : 2-Oxoquinoline 8-Monooxygenase Component: Active site Modulation by
Rieske-[2Fe-2S] Center Oxidation/Reduction
Authors : Martins, B.M.; Svetlitchnaia, T.; Dobbek, H.
Deposited on : 2005-03-01
Resolution : 1.80 Å(reported)

This is a Full wwPDB X-ray Structure Validation Report for a publicly released PDB entry.
We welcome your comments at validation@mail.wwpdb.org
A user guide is available at
<http://wwpdb.org/validation/2016/XrayValidationReportHelp>
with specific help available everywhere you see the ⓘ symbol.

The following versions of software and data (see [references ⓘ](#)) were used in the production of this report:

MolProbity : 4.02b-467
Mogul : 1.7 (RC4), CSD as536be (2015)
Xtriage (Phenix) : **NOT EXECUTED**
EDS : **NOT EXECUTED**
Percentile statistics : 20151230.v01 (using entries in the PDB archive December 30th 2015)
Ideal geometry (proteins) : Engh & Huber (2001)
Ideal geometry (DNA, RNA) : Parkinson et al. (1996)
Validation Pipeline (wwPDB-VP) : trunk26865

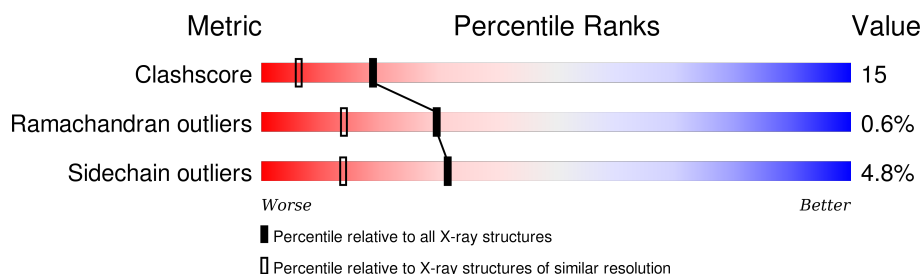
1 Overall quality at a glance

The following experimental techniques were used to determine the structure:

X-RAY DIFFRACTION

The reported resolution of this entry is 1.80 Å.

Percentile scores (ranging between 0-100) for global validation metrics of the entry are shown in the following graphic. The table shows the number of entries on which the scores are based.



Metric	Whole archive (#Entries)	Similar resolution (#Entries, resolution range(Å))
Clashscore	102246	5383 (1.80-1.80)
Ramachandran outliers	100387	5320 (1.80-1.80)
Sidechain outliers	100360	5319 (1.80-1.80)

The table below summarises the geometric issues observed across the polymeric chains and their fit to the electron density. The red, orange, yellow and green segments on the lower bar indicate the fraction of residues that contain outliers for ≥ 3 , 2, 1 and 0 types of geometric quality criteria. A grey segment represents the fraction of residues that are not modelled. The numeric value for each fraction is indicated below the corresponding segment, with a dot representing fractions $\leq 5\%$. The upper red bar (where present) indicates the fraction of residues that have poor fit to the electron density. The numeric value is given above the bar.

Note EDS was not executed.

Mol	Chain	Length	Quality of chain
1	A	446	
1	B	446	
1	C	446	
1	D	446	
1	E	446	
1	F	446	

2 Entry composition

There are 4 unique types of molecules in this entry. The entry contains 24517 atoms, of which 0 are hydrogens and 0 are deuteriums.

In the tables below, the ZeroOcc column contains the number of atoms modelled with zero occupancy, the AltConf column contains the number of residues with at least one atom in alternate conformation and the Trace column contains the number of residues modelled with at most 2 atoms.

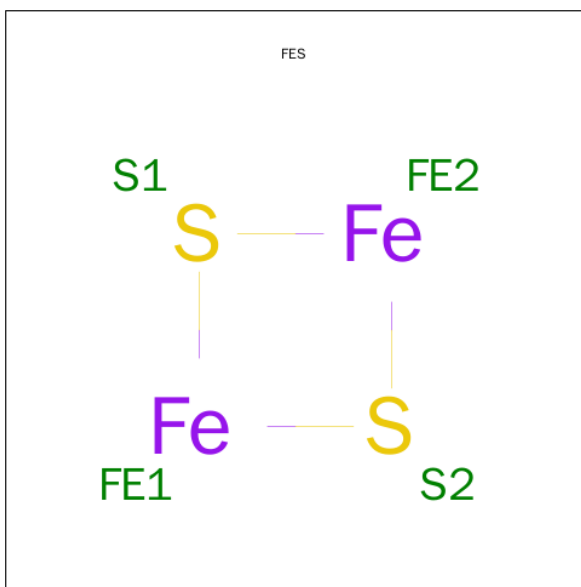
- Molecule 1 is a protein called 2-oxo-1,2-dihydroquinoline 8-monooxygenase, oxygenase component.

Mol	Chain	Residues	Atoms					ZeroOcc	AltConf	Trace
1	A	427	Total	C	N	O	S	0	0	0
			3454	2211	592	635	16			
1	B	427	Total	C	N	O	S	0	0	0
			3454	2211	592	635	16			
1	C	427	Total	C	N	O	S	0	0	0
			3454	2211	592	635	16			
1	D	427	Total	C	N	O	S	0	0	0
			3454	2211	592	635	16			
1	E	427	Total	C	N	O	S	0	0	0
			3454	2211	592	635	16			
1	F	427	Total	C	N	O	S	0	0	0
			3454	2211	592	635	16			

- Molecule 2 is FE (III) ION (three-letter code: FE) (formula: Fe).

Mol	Chain	Residues	Atoms		ZeroOcc	AltConf
2	D	1	Total	Fe	0	0
			1	1		
2	E	1	Total	Fe	0	0
			1	1		
2	B	1	Total	Fe	0	0
			1	1		
2	C	1	Total	Fe	0	0
			1	1		
2	A	1	Total	Fe	0	0
			1	1		
2	F	1	Total	Fe	0	0
			1	1		

- Molecule 3 is FE2/S2 (INORGANIC) CLUSTER (three-letter code: FES) (formula: Fe₂S₂).



Mol	Chain	Residues	Atoms			ZeroOcc	AltConf
3	A	1	Total	Fe	S	0	0
			4	2	2		
3	B	1	Total	Fe	S	0	0
			4	2	2		
3	C	1	Total	Fe	S	0	0
			4	2	2		
3	D	1	Total	Fe	S	0	0
			4	2	2		
3	E	1	Total	Fe	S	0	0
			4	2	2		
3	F	1	Total	Fe	S	0	0
			4	2	2		

- Molecule 4 is water.

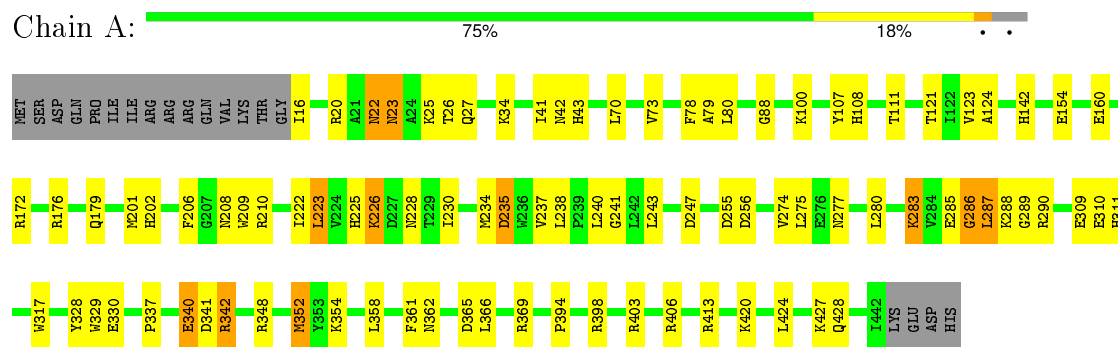
Mol	Chain	Residues	Atoms		ZeroOcc	AltConf
4	A	668	Total	O	0	0
			668	668		
4	B	620	Total	O	0	0
			620	620		
4	C	603	Total	O	0	0
			603	603		
4	D	663	Total	O	0	0
			663	663		
4	E	590	Total	O	0	0
			590	590		
4	F	619	Total	O	0	0
			619	619		

3 Residue-property plots

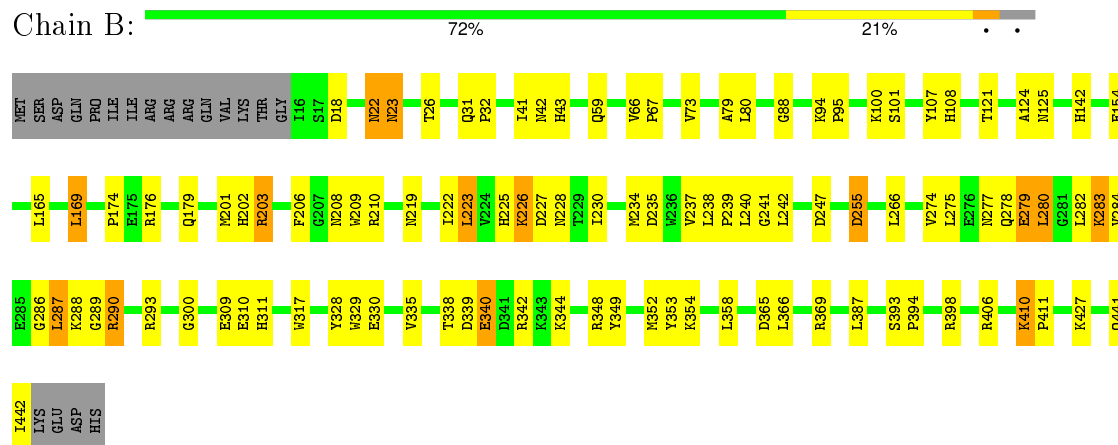
These plots are drawn for all protein, RNA and DNA chains in the entry. The first graphic for a chain summarises the proportions of errors displayed in the second graphic. The second graphic shows the sequence view annotated by issues in geometry and electron density. Residues are color-coded according to the number of geometric quality criteria for which they contain at least one outlier: green = 0, yellow = 1, orange = 2 and red = 3 or more. A red dot above a residue indicates a poor fit to the electron density ($RSRZ > 2$). Stretches of 2 or more consecutive residues without any outlier are shown as a green connector. Residues present in the sample, but not in the model, are shown in grey.

Note EDS was not executed.

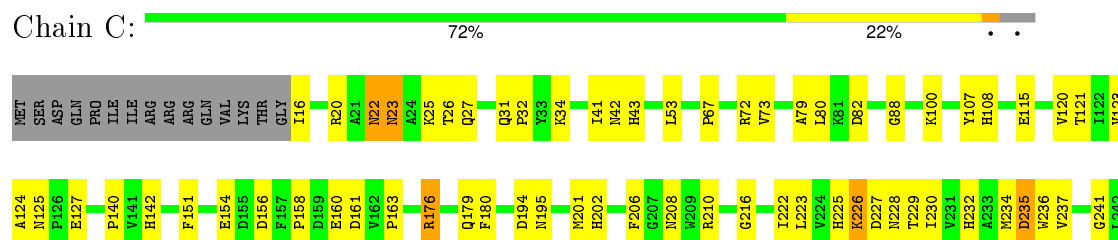
- Molecule 1: 2-oxo-1,2-dihydroquinoline 8-monooxygenase, oxygenase component

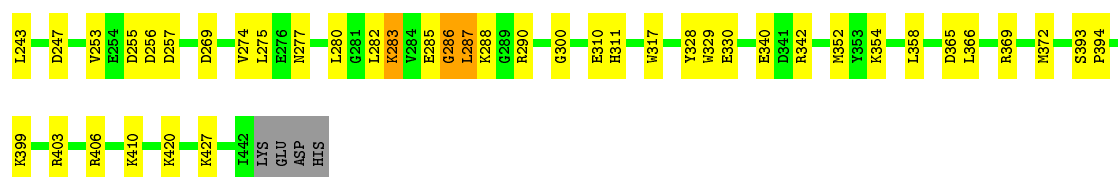


- Molecule 1: 2-oxo-1,2-dihydroquinoline 8-monooxygenase, oxygenase component



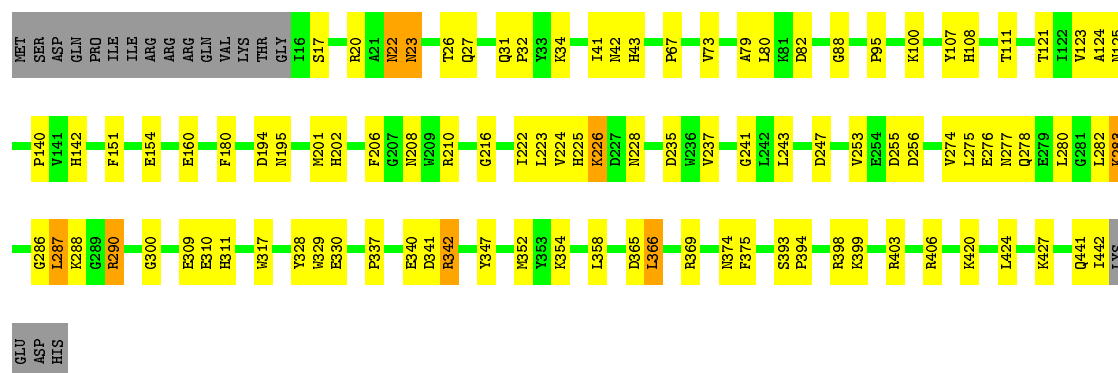
- Molecule 1: 2-oxo-1,2-dihydroquinoline 8-monooxygenase, oxygenase component





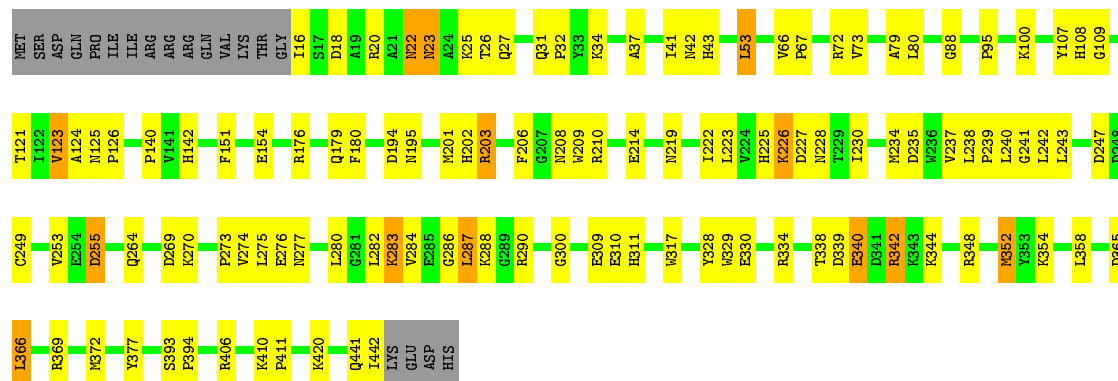
- Molecule 1: 2-oxo-1,2-dihydroquinoline 8-monooxygenase, oxygenase component

Chain D: 74% 20%



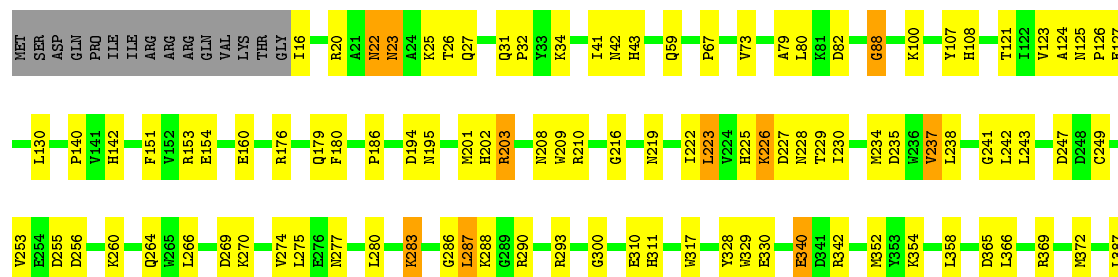
- Molecule 1: 2-oxo-1,2-dihydroquinoline 8-monooxygenase, oxygenase component

Chain E: 69% 24%



- Molecule 1: 2-oxo-1,2-dihydroquinoline 8-monooxygenase, oxygenase component

Chain F: 71% 23%



S893	P394	R398	R406	K410	P411	G412	R413	K427	Q428	I442	LYS	GLU	ASP	HIS
------	------	------	------	------	------	------	------	------	------	------	-----	-----	-----	-----

4 Data and refinement statistics

Xtriage (Phenix) and EDS were not executed - this section will therefore be incomplete.

Property	Value	Source
Space group	P 21 21 21	Depositor
Cell constants a, b, c, α , β , γ	104.46 Å 166.96 Å 173.46 Å 90.00° 90.00° 90.00°	Depositor
Resolution (Å)	20.00 – 1.80	Depositor
% Data completeness (in resolution range)	98.7 (20.00-1.80)	Depositor
R_{merge}	(Not available)	Depositor
R_{sym}	(Not available)	Depositor
Refinement program	CNS	Depositor
R, R_{free}	0.220 , 0.260	Depositor
Estimated twinning fraction	No twinning to report.	Xtriage
Total number of atoms	24517	wwPDB-VP
Average B, all atoms (Å ²)	24.0	wwPDB-VP

5 Model quality [i](#)

5.1 Standard geometry [i](#)

Bond lengths and bond angles in the following residue types are not validated in this section: FE, FES

The Z score for a bond length (or angle) is the number of standard deviations the observed value is removed from the expected value. A bond length (or angle) with $|Z| > 5$ is considered an outlier worth inspection. RMSZ is the root-mean-square of all Z scores of the bond lengths (or angles).

Mol	Chain	Bond lengths		Bond angles	
		RMSZ	# Z >5	RMSZ	# Z >5
1	A	0.36	0/3560	0.66	2/4853 (0.0%)
1	B	0.35	0/3560	0.65	1/4853 (0.0%)
1	C	0.35	0/3560	0.65	1/4853 (0.0%)
1	D	0.35	0/3560	0.66	3/4853 (0.1%)
1	E	0.35	0/3560	0.65	1/4853 (0.0%)
1	F	0.36	0/3560	0.65	1/4853 (0.0%)
All	All	0.35	0/21360	0.65	9/29118 (0.0%)

There are no bond length outliers.

All (9) bond angle outliers are listed below:

Mol	Chain	Res	Type	Atoms	Z	Observed(°)	Ideal(°)
1	D	342	ARG	NE-CZ-NH2	6.30	123.45	120.30
1	A	342	ARG	NE-CZ-NH2	-5.53	117.53	120.30
1	B	88	GLY	N-CA-C	5.44	126.70	113.10
1	D	88	GLY	N-CA-C	5.30	126.35	113.10
1	E	88	GLY	N-CA-C	5.29	126.33	113.10
1	A	88	GLY	N-CA-C	5.29	126.31	113.10
1	F	88	GLY	N-CA-C	5.27	126.27	113.10
1	C	88	GLY	N-CA-C	5.16	126.00	113.10
1	D	342	ARG	NE-CZ-NH1	-5.11	117.74	120.30

There are no chirality outliers.

There are no planarity outliers.

5.2 Too-close contacts [i](#)

In the following table, the Non-H and H(model) columns list the number of non-hydrogen atoms and hydrogen atoms in the chain respectively. The H(added) column lists the number of hydrogen

atoms added and optimized by MolProbity. The Clashes column lists the number of clashes within the asymmetric unit, whereas Symm-Clashes lists symmetry related clashes.

Mol	Chain	Non-H	H(model)	H(added)	Clashes	Symm-Clashes
1	A	3454	0	3307	97	0
1	B	3454	0	3307	130	0
1	C	3454	0	3307	97	0
1	D	3454	0	3307	95	0
1	E	3454	0	3307	130	0
1	F	3454	0	3307	106	0
2	A	1	0	0	0	0
2	B	1	0	0	0	0
2	C	1	0	0	0	0
2	D	1	0	0	0	0
2	E	1	0	0	0	0
2	F	1	0	0	0	0
3	A	4	0	0	1	0
3	B	4	0	0	1	0
3	C	4	0	0	1	0
3	D	4	0	0	1	0
3	E	4	0	0	1	0
3	F	4	0	0	1	0
4	A	668	0	0	24	0
4	B	620	0	0	39	0
4	C	603	0	0	20	0
4	D	663	0	0	18	0
4	E	590	0	0	34	0
4	F	619	0	0	19	0
All	All	24517	0	19842	620	0

The all-atom clashscore is defined as the number of clashes found per 1000 atoms (including hydrogen atoms). The all-atom clashscore for this structure is 15.

All (620) close contacts within the same asymmetric unit are listed below, sorted by their clash magnitude.

Atom-1	Atom-2	Interatomic distance (Å)	Clash overlap (Å)
1:B:174:PRO:HB3	1:F:127:GLU:OE2	1.51	1.10
1:A:287:LEU:H	1:A:287:LEU:HD23	0.96	1.09
1:E:222:ILE:HG21	4:E:980:HOH:O	1.61	0.98
1:A:287:LEU:N	1:A:287:LEU:HD23	1.80	0.96
1:C:287:LEU:H	1:C:287:LEU:HD23	1.31	0.95
1:A:287:LEU:CD2	1:A:287:LEU:H	1.81	0.94
1:C:22:ASN:H	1:C:22:ASN:HD22	1.14	0.92

Continued on next page...

Continued from previous page...

Atom-1	Atom-2	Interatomic distance (Å)	Clash overlap (Å)
1:B:287:LEU:HD23	1:B:287:LEU:H	1.33	0.91
1:E:22:ASN:H	1:E:22:ASN:HD22	1.15	0.91
1:F:22:ASN:HD22	1:F:22:ASN:H	1.16	0.91
1:E:225:HIS:HD1	1:E:228:ASN:HD21	1.18	0.91
1:E:287:LEU:HD23	1:E:287:LEU:H	1.35	0.90
1:D:22:ASN:HD22	1:D:22:ASN:H	1.19	0.90
1:A:225:HIS:HD1	1:A:228:ASN:HD21	1.14	0.90
1:D:287:LEU:HD23	1:D:287:LEU:H	1.35	0.90
1:B:225:HIS:HD1	1:B:228:ASN:HD21	1.19	0.90
1:D:225:HIS:HD1	1:D:228:ASN:HD21	1.20	0.89
1:C:225:HIS:HD1	1:C:228:ASN:HD21	1.20	0.89
1:B:222:ILE:HG21	4:B:1071:HOH:O	1.71	0.89
1:F:225:HIS:HD1	1:F:228:ASN:HD21	1.18	0.89
1:B:22:ASN:H	1:B:22:ASN:HD22	1.15	0.88
1:A:22:ASN:HD22	1:A:22:ASN:H	1.18	0.86
1:A:208:ASN:HD21	1:A:210:ARG:HE	1.22	0.85
1:B:335:VAL:HB	1:D:278:GLN:HE22	1.39	0.85
1:F:208:ASN:HD21	1:F:210:ARG:HE	1.26	0.84
1:E:282:LEU:HG	4:E:737:HOH:O	1.78	0.84
1:B:284:VAL:HB	4:B:689:HOH:O	1.78	0.83
1:C:280:LEU:HB3	4:C:1076:HOH:O	1.77	0.83
1:B:208:ASN:HD21	1:B:210:ARG:HE	1.25	0.83
1:C:232:HIS:HB2	4:C:1096:HOH:O	1.79	0.81
1:B:165:LEU:HG	1:B:169:LEU:CD1	2.10	0.81
1:B:43:HIS:HE1	1:B:406:ARG:H	1.26	0.80
1:E:290:ARG:HG3	4:E:725:HOH:O	1.81	0.80
1:D:282:LEU:HG	4:D:645:HOH:O	1.80	0.80
1:A:256:ASP:HB3	4:A:836:HOH:O	1.82	0.79
1:D:208:ASN:HD21	1:D:210:ARG:HE	1.28	0.79
1:B:288:LYS:HE3	4:B:1024:HOH:O	1.82	0.79
1:E:290:ARG:HH21	1:E:309:GLU:HA	1.47	0.78
1:F:287:LEU:HD23	1:F:287:LEU:H	1.48	0.78
1:F:208:ASN:ND2	1:F:210:ARG:HE	1.81	0.78
1:B:335:VAL:HB	1:D:278:GLN:NE2	1.98	0.77
1:D:121:THR:HG21	1:E:280:LEU:HD13	1.66	0.77
1:B:121:THR:HG21	1:C:280:LEU:HD13	1.66	0.77
1:A:208:ASN:ND2	1:A:210:ARG:HE	1.82	0.77
1:F:237:VAL:CG1	1:F:286:GLY:O	2.33	0.77
1:E:43:HIS:HE1	1:E:406:ARG:H	1.31	0.77
1:A:121:THR:HG21	1:B:280:LEU:HD13	1.64	0.77
1:C:208:ASN:ND2	1:C:210:ARG:HE	1.83	0.77

Continued on next page...

Continued from previous page...

Atom-1	Atom-2	Interatomic distance (Å)	Clash overlap (Å)
1:C:283:LYS:HE2	4:C:1068:HOH:O	1.86	0.76
1:E:288:LYS:HE3	4:E:1006:HOH:O	1.86	0.75
1:B:208:ASN:ND2	1:B:210:ARG:HE	1.84	0.75
1:C:208:ASN:HD21	1:C:210:ARG:HE	1.30	0.75
1:E:43:HIS:CE1	1:E:406:ARG:H	2.05	0.75
1:D:275:LEU:HG	4:D:950:HOH:O	1.87	0.75
1:C:43:HIS:HE1	1:C:406:ARG:H	1.32	0.74
1:D:43:HIS:HE1	1:D:406:ARG:H	1.35	0.74
1:F:23:ASN:ND2	1:F:26:THR:H	1.84	0.74
1:B:43:HIS:CE1	1:B:406:ARG:H	2.05	0.74
1:D:208:ASN:ND2	1:D:210:ARG:HE	1.85	0.73
1:B:275:LEU:HA	4:B:689:HOH:O	1.89	0.73
1:A:225:HIS:HD1	1:A:228:ASN:ND2	1.86	0.72
1:E:348:ARG:O	1:E:352:MET:HB3	1.89	0.72
1:C:23:ASN:ND2	1:C:26:THR:H	1.88	0.72
1:A:43:HIS:HE1	1:A:406:ARG:H	1.36	0.72
1:B:222:ILE:HG22	4:B:614:HOH:O	1.90	0.71
1:C:16:ILE:N	4:C:1086:HOH:O	2.23	0.71
1:B:287:LEU:HD12	4:B:994:HOH:O	1.89	0.71
1:E:342:ARG:HH11	1:E:342:ARG:HG3	1.55	0.71
1:C:43:HIS:CE1	1:C:406:ARG:H	2.09	0.70
1:B:238:LEU:HD23	4:B:729:HOH:O	1.91	0.70
1:C:330:GLU:HG2	1:C:358:LEU:HD22	1.72	0.70
1:D:43:HIS:CE1	1:D:406:ARG:H	2.10	0.70
1:E:339:ASP:HA	1:E:342:ARG:NH1	2.07	0.70
4:B:522:HOH:O	1:D:283:LYS:HG3	1.92	0.69
1:E:273:PRO:HB3	4:E:987:HOH:O	1.92	0.69
1:C:285:GLU:O	1:C:285:GLU:HG3	1.91	0.69
1:E:208:ASN:ND2	1:E:210:ARG:HB2	2.07	0.69
1:A:43:HIS:CE1	1:A:406:ARG:H	2.11	0.69
1:C:108:HIS:HB2	3:C:500:FES:S1	2.33	0.68
1:F:256:ASP:HB3	4:F:960:HOH:O	1.94	0.68
1:F:42:ASN:HD21	1:F:154:GLU:H	1.42	0.68
1:F:237:VAL:HG11	1:F:286:GLY:HA3	1.76	0.68
1:A:277:ASN:HD22	1:A:280:LEU:H	1.42	0.67
1:E:37:ALA:HA	1:E:210:ARG:NH2	2.09	0.67
1:F:43:HIS:HE1	1:F:406:ARG:H	1.39	0.67
1:E:53:LEU:HD23	1:E:72:ARG:HB2	1.76	0.67
1:E:23:ASN:ND2	1:E:26:THR:H	1.93	0.67
1:B:22:ASN:HD22	1:B:22:ASN:N	1.91	0.67
1:A:330:GLU:HG2	1:A:358:LEU:HD22	1.77	0.66

Continued on next page...

Continued from previous page...

Atom-1	Atom-2	Interatomic distance (Å)	Clash overlap (Å)
1:E:282:LEU:HD23	4:E:808:HOH:O	1.94	0.66
1:B:226:LYS:HD3	1:B:227:ASP:OD2	1.95	0.66
1:E:22:ASN:HD22	1:E:22:ASN:N	1.90	0.66
1:D:277:ASN:HD22	1:D:280:LEU:H	1.44	0.66
1:F:43:HIS:CE1	1:F:406:ARG:H	2.13	0.66
1:B:239:PRO:O	4:B:1071:HOH:O	2.12	0.66
1:D:330:GLU:OE1	1:D:358:LEU:HA	1.96	0.66
1:A:238:LEU:HA	4:A:840:HOH:O	1.95	0.66
1:A:285:GLU:HG3	1:A:285:GLU:O	1.95	0.66
1:B:203:ARG:HD3	4:B:794:HOH:O	1.93	0.66
1:C:256:ASP:HB3	4:C:1077:HOH:O	1.96	0.66
1:F:287:LEU:HD23	1:F:287:LEU:N	2.10	0.66
1:E:42:ASN:HD21	1:E:154:GLU:H	1.44	0.65
1:A:108:HIS:HB2	3:A:500:FES:S1	2.36	0.65
1:F:277:ASN:HD22	1:F:280:LEU:H	1.44	0.65
1:B:226:LYS:HB2	1:B:226:LYS:NZ	2.11	0.65
1:B:344:LYS:HE3	4:D:1150:HOH:O	1.95	0.65
1:E:121:THR:HG21	1:F:280:LEU:HD13	1.77	0.65
1:E:287:LEU:HD12	4:E:902:HOH:O	1.97	0.65
1:B:283:LYS:HE3	4:B:912:HOH:O	1.96	0.65
1:D:124:ALA:O	1:E:274:VAL:HG21	1.97	0.64
1:C:53:LEU:CD2	1:C:72:ARG:HB2	2.27	0.64
1:B:342:ARG:HH11	1:B:342:ARG:HG3	1.62	0.64
1:B:222:ILE:HD12	1:B:241:GLY:HA2	1.79	0.64
1:B:339:ASP:HA	1:B:342:ARG:NH1	2.12	0.64
1:B:290:ARG:NH2	1:B:309:GLU:HA	2.13	0.64
1:D:22:ASN:HD22	1:D:22:ASN:N	1.92	0.63
1:A:23:ASN:ND2	1:A:26:THR:H	1.96	0.63
1:C:237:VAL:HB	1:C:286:GLY:O	1.97	0.63
1:A:275:LEU:HG	4:A:926:HOH:O	1.97	0.63
1:E:239:PRO:HG2	4:E:980:HOH:O	1.98	0.63
1:C:277:ASN:HD22	1:C:280:LEU:H	1.45	0.63
1:D:23:ASN:ND2	1:D:26:THR:H	1.97	0.63
1:E:222:ILE:HG22	4:E:699:HOH:O	1.98	0.63
1:A:311:HIS:HD2	4:A:975:HOH:O	1.81	0.63
1:A:124:ALA:O	1:B:274:VAL:HG21	1.97	0.63
1:F:225:HIS:HD1	1:F:228:ASN:ND2	1.94	0.63
1:B:23:ASN:ND2	1:B:26:THR:H	1.97	0.63
1:E:225:HIS:HD1	1:E:228:ASN:ND2	1.93	0.62
1:A:222:ILE:HD12	1:A:241:GLY:HA2	1.80	0.62
1:F:226:LYS:NZ	1:F:226:LYS:HB2	2.14	0.62

Continued on next page...

Continued from previous page...

Atom-1	Atom-2	Interatomic distance (Å)	Clash overlap (Å)
1:C:277:ASN:ND2	1:C:280:LEU:H	1.96	0.62
1:B:142:HIS:HD2	4:B:625:HOH:O	1.82	0.62
1:C:222:ILE:HD12	1:C:241:GLY:HA2	1.80	0.62
1:A:176:ARG:HD3	1:A:179:GLN:NE2	2.13	0.62
1:A:223:LEU:HD12	4:A:1053:HOH:O	1.99	0.62
1:F:277:ASN:ND2	1:F:280:LEU:H	1.97	0.62
1:F:260:LYS:HD3	4:F:880:HOH:O	2.00	0.62
1:D:256:ASP:HB3	4:D:960:HOH:O	2.00	0.62
1:D:206:PHE:CD1	1:F:427:LYS:HD2	2.35	0.62
1:E:203:ARG:HG2	4:E:845:HOH:O	1.99	0.62
1:F:142:HIS:HD2	4:F:527:HOH:O	1.82	0.61
1:F:16:ILE:N	4:F:891:HOH:O	2.33	0.61
1:C:282:LEU:HG	4:C:1076:HOH:O	2.00	0.61
1:B:225:HIS:HD1	1:B:228:ASN:ND2	1.95	0.61
1:A:238:LEU:HD23	4:A:840:HOH:O	1.99	0.61
1:E:277:ASN:HD22	1:E:280:LEU:H	1.47	0.61
1:C:42:ASN:HD21	1:C:154:GLU:H	1.49	0.61
1:B:239:PRO:HG2	4:B:1071:HOH:O	2.01	0.61
1:E:240:LEU:HD23	4:E:1089:HOH:O	2.00	0.61
1:C:287:LEU:H	1:C:287:LEU:CD2	2.08	0.61
1:B:108:HIS:HB2	3:B:500:FES:S1	2.40	0.61
1:B:310:GLU:HG3	4:B:1011:HOH:O	2.01	0.61
1:E:22:ASN:H	1:E:22:ASN:ND2	1.95	0.61
1:C:23:ASN:HD22	1:C:26:THR:H	1.49	0.61
1:C:22:ASN:N	1:C:22:ASN:HD22	1.90	0.60
1:B:282:LEU:HG	4:B:665:HOH:O	2.00	0.60
1:E:53:LEU:CD2	1:E:72:ARG:HB2	2.31	0.60
1:E:95:PRO:HG2	1:E:441:GLN:OE1	2.00	0.60
1:D:342:ARG:HG2	4:D:1146:HOH:O	2.00	0.60
1:E:311:HIS:HD2	4:E:834:HOH:O	1.84	0.60
1:B:22:ASN:H	1:B:22:ASN:ND2	1.95	0.60
1:B:282:LEU:HB2	4:B:893:HOH:O	2.01	0.60
1:C:222:ILE:HG22	4:C:1011:HOH:O	2.02	0.60
1:D:108:HIS:HB2	3:D:500:FES:S1	2.41	0.60
1:D:226:LYS:NZ	1:D:226:LYS:HB2	2.16	0.60
1:E:344:LYS:HE3	4:E:1075:HOH:O	2.01	0.59
1:A:226:LYS:NZ	1:A:226:LYS:HB2	2.16	0.59
1:F:237:VAL:HG12	1:F:286:GLY:O	2.03	0.59
1:D:222:ILE:HD12	1:D:241:GLY:HA2	1.85	0.59
1:E:284:VAL:HB	4:E:795:HOH:O	2.02	0.59
1:F:226:LYS:HD3	1:F:227:ASP:OD2	2.01	0.59

Continued on next page...

Continued from previous page...

Atom-1	Atom-2	Interatomic distance (Å)	Clash overlap (Å)
1:B:42:ASN:HD21	1:B:154:GLU:H	1.49	0.59
1:C:176:ARG:HD2	1:C:179:GLN:NE2	2.18	0.59
1:F:22:ASN:HD22	1:F:22:ASN:N	1.95	0.59
1:A:237:VAL:HB	1:A:286:GLY:O	2.02	0.59
1:A:16:ILE:N	4:A:870:HOH:O	2.34	0.59
1:A:42:ASN:HD21	1:A:154:GLU:H	1.51	0.59
1:D:427:LYS:HD2	1:E:206:PHE:CD1	2.38	0.59
1:D:42:ASN:HD21	1:D:154:GLU:H	1.51	0.59
1:D:225:HIS:HD1	1:D:228:ASN:ND2	1.96	0.58
1:C:226:LYS:NZ	1:C:226:LYS:HB2	2.17	0.58
1:D:277:ASN:ND2	1:D:280:LEU:H	2.00	0.58
1:E:342:ARG:NH1	1:E:342:ARG:HG3	2.16	0.58
1:D:95:PRO:HG2	1:D:441:GLN:OE1	2.03	0.58
1:C:330:GLU:OE1	1:C:358:LEU:HA	2.03	0.58
1:F:237:VAL:CG1	1:F:237:VAL:O	2.51	0.58
1:C:156:ASP:HB3	4:C:719:HOH:O	2.03	0.58
1:F:20:ARG:HD2	1:F:22:ASN:HD21	1.69	0.57
1:F:287:LEU:HA	4:F:725:HOH:O	2.04	0.57
1:B:330:GLU:HG2	1:B:358:LEU:HD22	1.86	0.57
1:B:101:SER:HA	4:B:1115:HOH:O	2.03	0.57
1:C:310:GLU:O	1:C:311:HIS:HB2	2.04	0.57
1:A:201:MET:CE	1:A:354:LYS:HE3	2.34	0.57
1:E:108:HIS:HB2	3:E:500:FES:S1	2.44	0.57
1:A:111:THR:HG21	1:B:280:LEU:HD11	1.86	0.57
1:F:310:GLU:O	1:F:311:HIS:HB2	2.05	0.57
1:B:165:LEU:HG	1:B:169:LEU:HD11	1.86	0.57
1:C:79:ALA:C	1:C:80:LEU:HD12	2.25	0.57
1:E:222:ILE:HD12	1:E:241:GLY:HA2	1.86	0.57
1:B:95:PRO:HG2	1:B:441:GLN:OE1	2.04	0.57
1:A:206:PHE:CD1	1:C:427:LYS:HD2	2.40	0.57
1:E:37:ALA:CA	1:E:210:ARG:NH2	2.67	0.57
1:C:243:LEU:HD11	1:C:274:VAL:HG22	1.87	0.57
1:B:348:ARG:HD2	4:B:1062:HOH:O	2.05	0.56
1:F:79:ALA:C	1:F:80:LEU:HD12	2.25	0.56
1:D:142:HIS:HD2	4:D:536:HOH:O	1.88	0.56
1:F:203:ARG:HD3	4:F:893:HOH:O	2.05	0.56
1:E:237:VAL:HB	1:E:286:GLY:O	2.05	0.56
1:E:201:MET:CE	1:E:354:LYS:HE3	2.36	0.56
1:A:290:ARG:HD3	4:A:673:HOH:O	2.05	0.56
1:E:142:HIS:HD2	4:E:654:HOH:O	1.89	0.56
1:A:413:ARG:HG3	4:B:830:HOH:O	2.05	0.56

Continued on next page...

Continued from previous page...

Atom-1	Atom-2	Interatomic distance (Å)	Clash overlap (Å)
1:C:342:ARG:HG3	1:C:342:ARG:HH11	1.69	0.56
1:A:277:ASN:ND2	1:A:280:LEU:H	2.02	0.56
1:E:79:ALA:C	1:E:80:LEU:HD12	2.26	0.56
1:F:59:GLN:NE2	4:F:736:HOH:O	2.39	0.56
1:D:287:LEU:H	1:D:287:LEU:CD2	2.15	0.55
1:B:165:LEU:HG	1:B:169:LEU:HD13	1.89	0.55
1:B:278:GLN:O	1:B:279:GLU:O	2.24	0.55
1:F:41:ILE:O	1:F:42:ASN:HB2	2.07	0.55
1:B:311:HIS:HD2	4:B:504:HOH:O	1.88	0.55
1:E:330:GLU:OE1	1:E:358:LEU:HA	2.07	0.55
1:C:399:LYS:O	1:C:403:ARG:HG3	2.06	0.55
1:D:317:TRP:HB2	1:D:329:TRP:HB2	1.88	0.55
1:D:20:ARG:HD2	1:D:22:ASN:HD21	1.72	0.55
1:A:23:ASN:HD22	1:A:26:THR:H	1.55	0.55
1:E:201:MET:HE1	1:E:354:LYS:HE3	1.89	0.55
1:E:275:LEU:HA	4:E:795:HOH:O	2.06	0.54
1:D:23:ASN:HD22	1:D:26:THR:H	1.54	0.54
1:A:226:LYS:HD3	4:A:1136:HOH:O	2.06	0.54
1:A:23:ASN:C	1:A:23:ASN:HD22	2.11	0.54
1:B:124:ALA:O	1:C:274:VAL:HG21	2.05	0.54
1:B:237:VAL:HB	1:B:286:GLY:O	2.07	0.54
1:A:27:GLN:HE21	1:A:34:LYS:HZ1	1.55	0.54
1:E:176:ARG:HD3	1:E:179:GLN:NE2	2.23	0.54
1:A:79:ALA:C	1:A:80:LEU:HD12	2.27	0.54
1:D:22:ASN:H	1:D:22:ASN:ND2	1.98	0.54
1:F:23:ASN:HD22	1:F:26:THR:H	1.53	0.54
1:E:287:LEU:HB2	4:E:902:HOH:O	2.08	0.54
1:E:282:LEU:HD22	4:E:969:HOH:O	2.06	0.54
1:E:23:ASN:HD22	1:E:26:THR:H	1.56	0.54
1:D:365:ASP:O	1:D:369:ARG:HG3	2.07	0.54
1:B:73:VAL:HG13	1:B:100:LYS:HD2	1.90	0.54
1:D:125:ASN:HA	1:E:243:LEU:HD21	1.89	0.54
1:F:372:MET:HE3	4:F:1081:HOH:O	2.07	0.54
1:B:223:LEU:O	1:B:226:LYS:HG2	2.08	0.54
1:A:20:ARG:HD2	1:A:22:ASN:HD21	1.73	0.54
1:A:362:ASN:HB3	4:A:1126:HOH:O	2.08	0.54
1:E:125:ASN:HA	1:F:243:LEU:HD21	1.90	0.54
1:D:201:MET:CE	1:D:354:LYS:HE3	2.37	0.54
1:F:330:GLU:HG2	1:F:358:LEU:HD22	1.89	0.53
1:A:22:ASN:ND2	1:A:22:ASN:H	1.98	0.53
1:F:237:VAL:HG11	1:F:286:GLY:CA	2.38	0.53

Continued on next page...

Continued from previous page...

Atom-1	Atom-2	Interatomic distance (Å)	Clash overlap (Å)
1:B:41:ILE:O	1:B:42:ASN:HB2	2.09	0.53
1:A:274:VAL:HG21	1:C:124:ALA:O	2.08	0.53
1:A:243:LEU:HD21	1:C:125:ASN:HA	1.90	0.53
1:B:365:ASP:O	1:B:369:ARG:HG3	2.08	0.53
1:A:427:LYS:HD2	1:B:206:PHE:CD1	2.43	0.53
1:E:243:LEU:HD11	1:E:274:VAL:HG22	1.91	0.53
1:B:342:ARG:NH1	1:B:342:ARG:HG3	2.21	0.53
1:D:366:LEU:HD21	4:D:533:HOH:O	2.08	0.53
1:B:280:LEU:CD1	1:B:280:LEU:H	2.21	0.53
1:F:340:GLU:HG2	4:F:916:HOH:O	2.08	0.53
1:E:284:VAL:HG22	4:E:993:HOH:O	2.09	0.53
1:E:226:LYS:HB2	1:E:226:LYS:NZ	2.22	0.53
1:D:27:GLN:HE21	1:D:34:LYS:HZ1	1.57	0.53
1:B:202:HIS:HA	1:B:328:TYR:O	2.09	0.53
1:A:208:ASN:HD21	1:A:210:ARG:NE	2.00	0.53
1:C:280:LEU:HD23	4:C:1076:HOH:O	2.08	0.53
1:E:41:ILE:O	1:E:42:ASN:HB2	2.09	0.53
1:C:142:HIS:HD2	4:C:739:HOH:O	1.91	0.53
1:F:201:MET:HE1	1:F:354:LYS:HE3	1.90	0.53
1:E:239:PRO:O	4:E:980:HOH:O	2.19	0.52
1:C:225:HIS:HD1	1:C:228:ASN:ND2	1.98	0.52
1:A:121:THR:HG21	1:B:277:ASN:HD21	1.73	0.52
1:B:283:LYS:HE2	4:B:914:HOH:O	2.09	0.52
1:F:365:ASP:O	1:F:369:ARG:HG3	2.09	0.52
1:F:275:LEU:O	1:F:283:LYS:HA	2.09	0.52
1:D:202:HIS:HA	1:D:328:TYR:O	2.09	0.52
1:C:53:LEU:HD23	1:C:72:ARG:HB2	1.91	0.52
1:D:41:ILE:O	1:D:42:ASN:HB2	2.09	0.52
1:E:330:GLU:HG2	1:E:358:LEU:HD22	1.92	0.52
1:A:424:LEU:HG	4:B:708:HOH:O	2.08	0.52
1:E:243:LEU:CD1	1:E:274:VAL:HG22	2.39	0.52
1:D:311:HIS:HD2	4:D:977:HOH:O	1.93	0.52
1:A:330:GLU:OE1	1:A:358:LEU:HA	2.10	0.52
1:A:121:THR:CG2	1:B:280:LEU:HD13	2.36	0.52
1:E:339:ASP:N	1:E:342:ARG:HH12	2.08	0.52
1:B:23:ASN:HD22	1:B:26:THR:H	1.57	0.52
1:C:41:ILE:O	1:C:42:ASN:HB2	2.10	0.52
1:F:412:GLY:O	1:F:413:ARG:HD3	2.10	0.52
1:B:176:ARG:HD3	1:B:179:GLN:NE2	2.25	0.52
1:E:27:GLN:HE21	1:E:34:LYS:NZ	2.08	0.52
1:F:20:ARG:HD2	1:F:22:ASN:ND2	2.25	0.52

Continued on next page...

Continued from previous page...

Atom-1	Atom-2	Interatomic distance (Å)	Clash overlap (Å)
1:F:201:MET:CE	1:F:354:LYS:HE3	2.40	0.52
1:B:201:MET:CE	1:B:354:LYS:HE3	2.40	0.52
1:C:372:MET:HE3	4:C:1053:HOH:O	2.08	0.52
1:A:420:LYS:HE2	4:A:901:HOH:O	2.10	0.52
4:D:971:HOH:O	1:F:442:ILE:HG21	2.10	0.52
1:B:330:GLU:OE1	1:B:358:LEU:HA	2.09	0.51
1:E:277:ASN:ND2	1:E:280:LEU:H	2.09	0.51
1:E:280:LEU:HB3	4:E:737:HOH:O	2.10	0.51
1:B:125:ASN:HA	1:C:243:LEU:HD21	1.92	0.51
1:E:420:LYS:NZ	4:E:865:HOH:O	2.27	0.51
1:C:342:ARG:HG3	1:C:342:ARG:NH1	2.23	0.51
1:F:243:LEU:HD11	1:F:274:VAL:HG22	1.92	0.51
1:B:18:ASP:HB3	4:B:978:HOH:O	2.09	0.51
1:A:365:ASP:O	1:A:369:ARG:HG3	2.10	0.51
1:A:27:GLN:HE21	1:A:34:LYS:NZ	2.08	0.51
1:A:283:LYS:HG2	1:A:283:LYS:O	2.05	0.51
1:F:108:HIS:HB2	3:F:500:FES:S1	2.51	0.51
1:B:240:LEU:HD11	4:B:893:HOH:O	2.10	0.51
1:C:403:ARG:HD3	4:C:1058:HOH:O	2.10	0.51
1:D:394:PRO:O	1:D:398:ARG:HG3	2.11	0.51
1:A:202:HIS:HA	1:A:328:TYR:O	2.11	0.51
1:E:124:ALA:O	1:F:274:VAL:HG21	2.10	0.51
1:A:289:GLY:HA3	4:A:1155:HOH:O	2.11	0.51
1:D:121:THR:HG21	1:E:277:ASN:HD21	1.76	0.51
1:B:23:ASN:HD22	1:B:23:ASN:C	2.14	0.51
1:D:23:ASN:C	1:D:23:ASN:HD22	2.15	0.51
1:F:243:LEU:CD1	1:F:274:VAL:HG22	2.41	0.51
1:B:284:VAL:HG22	4:B:1030:HOH:O	2.09	0.51
1:D:399:LYS:O	1:D:403:ARG:HG3	2.12	0.50
1:C:22:ASN:H	1:C:22:ASN:ND2	1.94	0.50
1:A:41:ILE:O	1:A:42:ASN:HB2	2.10	0.50
1:B:280:LEU:HB3	4:B:665:HOH:O	2.09	0.50
1:B:290:ARG:HH21	1:B:309:GLU:HA	1.76	0.50
1:F:176:ARG:HD3	1:F:179:GLN:NE2	2.26	0.50
1:E:140:PRO:HD2	1:E:151:PHE:HB3	1.94	0.50
1:B:79:ALA:C	1:B:80:LEU:HD12	2.31	0.50
1:C:275:LEU:O	1:C:283:LYS:HA	2.12	0.50
1:C:243:LEU:CD1	1:C:274:VAL:HG22	2.41	0.50
1:A:310:GLU:O	1:A:311:HIS:HB2	2.12	0.50
1:B:310:GLU:O	1:B:311:HIS:HB2	2.12	0.50
1:E:23:ASN:C	1:E:23:ASN:HD22	2.15	0.50

Continued on next page...

Continued from previous page...

Atom-1	Atom-2	Interatomic distance (Å)	Clash overlap (Å)
1:F:317:TRP:HB2	1:F:329:TRP:HB2	1.93	0.50
1:A:142:HIS:HD2	4:A:527:HOH:O	1.93	0.50
1:D:290:ARG:NH2	1:D:309:GLU:HA	2.27	0.50
1:E:377:TYR:HB3	4:E:875:HOH:O	2.11	0.50
1:C:230:ILE:HD11	4:C:1022:HOH:O	2.10	0.50
1:C:115:GLU:HG2	4:C:1097:HOH:O	2.12	0.50
1:B:410:LYS:NZ	4:B:899:HOH:O	2.44	0.50
1:F:208:ASN:HD21	1:F:210:ARG:NE	2.03	0.49
1:A:340:GLU:HG2	4:A:1006:HOH:O	2.11	0.49
1:D:237:VAL:HB	1:D:286:GLY:O	2.12	0.49
1:F:216:GLY:HA3	4:F:684:HOH:O	2.12	0.49
1:D:243:LEU:HD21	1:F:125:ASN:HA	1.93	0.49
1:C:20:ARG:HD2	1:C:22:ASN:HD21	1.77	0.49
1:F:208:ASN:ND2	1:F:210:ARG:HB2	2.27	0.49
1:F:67:PRO:HB2	1:F:82:ASP:HB3	1.94	0.49
1:E:365:ASP:O	1:E:369:ARG:HG3	2.11	0.49
1:E:339:ASP:CA	1:E:342:ARG:NH1	2.75	0.49
1:D:288:LYS:HG3	4:D:965:HOH:O	2.12	0.49
1:D:111:THR:HG21	1:E:280:LEU:HD11	1.94	0.49
1:D:424:LEU:HG	4:E:871:HOH:O	2.12	0.49
1:D:121:THR:CG2	1:E:280:LEU:HD13	2.38	0.49
1:C:365:ASP:O	1:C:369:ARG:HG3	2.12	0.49
1:A:428:GLN:NE2	4:A:1046:HOH:O	2.44	0.49
1:F:22:ASN:ND2	1:F:22:ASN:H	1.96	0.49
1:E:42:ASN:ND2	1:E:154:GLU:H	2.08	0.49
1:E:18:ASP:HB2	4:E:965:HOH:O	2.11	0.49
1:C:201:MET:CE	1:C:354:LYS:HE3	2.42	0.49
1:B:287:LEU:CD2	1:B:287:LEU:H	2.13	0.49
1:B:278:GLN:HG3	4:B:1114:HOH:O	2.12	0.49
1:A:201:MET:HE3	1:A:354:LYS:HE3	1.93	0.49
1:E:411:PRO:HD3	4:E:767:HOH:O	2.12	0.49
1:A:290:ARG:NH2	1:A:309:GLU:HA	2.28	0.49
1:B:73:VAL:HG11	1:B:100:LYS:O	2.12	0.49
1:E:255:ASP:O	4:E:715:HOH:O	2.20	0.49
1:F:223:LEU:O	1:F:226:LYS:HG2	2.13	0.48
1:D:280:LEU:HD13	1:F:121:THR:HG21	1.94	0.48
1:C:23:ASN:HD22	1:C:23:ASN:C	2.16	0.48
1:F:42:ASN:ND2	1:F:154:GLU:H	2.07	0.48
1:B:59:GLN:NE2	4:B:905:HOH:O	2.46	0.48
1:C:202:HIS:HA	1:C:328:TYR:O	2.13	0.48
1:C:234:MET:O	1:C:236:TRP:CD1	2.66	0.48

Continued on next page...

Continued from previous page...

Atom-1	Atom-2	Interatomic distance (Å)	Clash overlap (Å)
1:D:17:SER:HB3	1:F:130:LEU:HD11	1.95	0.48
1:F:23:ASN:HD22	1:F:23:ASN:C	2.17	0.48
1:D:330:GLU:CG	1:D:358:LEU:HD22	2.44	0.48
1:F:234:MET:HE3	4:F:871:HOH:O	2.14	0.48
1:D:208:ASN:ND2	1:D:210:ARG:H	2.11	0.48
1:F:275:LEU:HG	4:F:737:HOH:O	2.12	0.48
1:C:208:ASN:HD21	1:C:210:ARG:NE	2.04	0.48
1:E:344:LYS:HG3	4:E:789:HOH:O	2.13	0.48
1:F:266:LEU:HD12	1:F:293:ARG:HA	1.96	0.48
1:C:127:GLU:OE1	4:C:777:HOH:O	2.20	0.48
1:B:230:ILE:O	1:B:234:MET:HG2	2.14	0.48
1:E:275:LEU:O	1:E:283:LYS:HA	2.14	0.48
1:B:275:LEU:O	1:B:283:LYS:HA	2.14	0.48
1:E:290:ARG:NE	4:E:725:HOH:O	2.47	0.48
1:E:339:ASP:HA	1:E:342:ARG:HH11	1.78	0.48
1:B:266:LEU:HD12	1:B:293:ARG:HA	1.95	0.48
1:A:342:ARG:HH11	1:A:342:ARG:HG3	1.79	0.48
1:D:280:LEU:HB3	4:D:645:HOH:O	2.14	0.47
1:A:201:MET:HE1	1:A:354:LYS:HE3	1.96	0.47
1:D:347:TYR:HA	4:D:764:HOH:O	2.13	0.47
1:F:237:VAL:O	1:F:237:VAL:HG13	2.14	0.47
1:D:256:ASP:HA	4:D:872:HOH:O	2.13	0.47
1:C:234:MET:HE3	4:C:879:HOH:O	2.13	0.47
1:C:67:PRO:HB2	1:C:82:ASP:HB3	1.96	0.47
1:F:226:LYS:HZ2	1:F:226:LYS:HB2	1.79	0.47
1:C:226:LYS:HG3	1:C:227:ASP:OD2	2.14	0.47
1:A:275:LEU:O	1:A:283:LYS:HA	2.13	0.47
1:B:317:TRP:HB2	1:B:329:TRP:HB2	1.95	0.47
1:A:235:ASP:HA	4:A:830:HOH:O	2.15	0.47
1:B:287:LEU:HB2	4:B:994:HOH:O	2.15	0.47
1:E:287:LEU:CD2	1:E:287:LEU:H	2.15	0.47
1:E:210:ARG:O	1:E:214:GLU:HG3	2.14	0.47
1:F:27:GLN:HE21	1:F:34:LYS:NZ	2.12	0.47
1:E:240:LEU:HD12	1:E:274:VAL:HG12	1.96	0.47
1:A:310:GLU:HG3	4:A:1084:HOH:O	2.14	0.47
1:D:27:GLN:HE21	1:D:34:LYS:NZ	2.12	0.47
1:C:420:LYS:NZ	4:C:1093:HOH:O	2.39	0.47
1:E:310:GLU:O	1:E:311:HIS:HB2	2.15	0.47
1:A:42:ASN:ND2	1:A:154:GLU:H	2.13	0.47
1:D:310:GLU:O	1:D:311:HIS:HB2	2.15	0.47
1:B:201:MET:HE1	1:B:354:LYS:HE3	1.97	0.47

Continued on next page...

Continued from previous page...

Atom-1	Atom-2	Interatomic distance (Å)	Clash overlap (Å)
1:F:202:HIS:HA	1:F:328:TYR:O	2.14	0.46
1:A:394:PRO:O	1:A:398:ARG:HG3	2.15	0.46
1:F:222:ILE:HD12	1:F:241:GLY:HA2	1.97	0.46
1:D:275:LEU:O	1:D:283:LYS:HA	2.15	0.46
1:A:337:PRO:HD2	1:A:341:ASP:OD1	2.15	0.46
1:A:172:ARG:HB3	4:A:620:HOH:O	2.15	0.46
1:D:79:ALA:C	1:D:80:LEU:HD12	2.36	0.46
1:F:288:LYS:HB3	1:F:288:LYS:HE2	1.73	0.46
1:F:342:ARG:HH11	1:F:342:ARG:HG3	1.79	0.46
4:D:529:HOH:O	1:E:420:LYS:HD3	2.16	0.46
1:E:317:TRP:HB2	1:E:329:TRP:HB2	1.97	0.46
1:C:288:LYS:HB3	1:C:288:LYS:HE2	1.68	0.46
1:B:339:ASP:HA	1:B:342:ARG:HH11	1.79	0.46
1:A:348:ARG:O	1:A:352:MET:HB3	2.15	0.46
1:B:287:LEU:HD23	1:B:287:LEU:N	2.14	0.46
1:B:311:HIS:HE1	4:B:964:HOH:O	1.98	0.46
1:B:441:GLN:O	1:B:442:ILE:HB	2.16	0.46
1:D:290:ARG:NH2	4:D:726:HOH:O	2.49	0.46
1:F:238:LEU:HD23	4:F:935:HOH:O	2.15	0.46
1:C:393:SER:HB2	1:C:394:PRO:CD	2.46	0.46
1:A:22:ASN:N	1:A:22:ASN:HD22	1.94	0.46
1:F:208:ASN:ND2	1:F:210:ARG:H	2.13	0.46
1:E:109:GLY:O	1:E:123:VAL:HG23	2.15	0.46
1:E:264:GLN:NE2	1:E:393:SER:OG	2.45	0.46
1:E:208:ASN:ND2	1:E:210:ARG:H	2.15	0.45
1:E:37:ALA:N	1:E:210:ARG:NH2	2.65	0.45
1:F:330:GLU:OE1	1:F:358:LEU:HA	2.16	0.45
1:D:288:LYS:HE2	1:D:288:LYS:HB3	1.82	0.45
1:D:337:PRO:HG3	4:D:1045:HOH:O	2.16	0.45
1:B:165:LEU:O	1:B:169:LEU:HD12	2.16	0.45
1:C:201:MET:HE3	1:C:354:LYS:HE3	1.97	0.45
1:B:121:THR:CG2	1:C:280:LEU:HD13	2.44	0.45
1:E:202:HIS:HA	1:E:328:TYR:O	2.16	0.45
1:B:31:GLN:HB3	1:B:32:PRO:HD3	1.98	0.45
1:E:20:ARG:HD2	1:E:22:ASN:HD21	1.82	0.45
1:C:282:LEU:HD22	4:C:877:HOH:O	2.16	0.45
1:D:201:MET:HE3	1:D:354:LYS:HE3	1.97	0.45
1:E:27:GLN:NE2	1:E:34:LYS:HZ3	2.14	0.45
1:D:287:LEU:HD23	1:D:287:LEU:N	2.17	0.45
1:C:275:LEU:HD12	1:C:275:LEU:N	2.32	0.45
1:B:226:LYS:HB2	1:B:226:LYS:HZ3	1.80	0.45

Continued on next page...

Continued from previous page...

Atom-1	Atom-2	Interatomic distance (Å)	Clash overlap (Å)
1:D:337:PRO:HD2	1:D:341:ASP:OD1	2.17	0.45
1:D:330:GLU:HG2	1:D:358:LEU:HD22	1.97	0.45
1:C:42:ASN:ND2	1:C:154:GLU:H	2.13	0.45
1:F:230:ILE:O	1:F:234:MET:HG2	2.16	0.45
1:A:100:LYS:HE3	4:A:865:HOH:O	2.16	0.45
1:B:209:TRP:CE2	1:B:210:ARG:HG3	2.51	0.45
1:A:73:VAL:HG13	1:A:100:LYS:HD2	1.98	0.45
1:E:194:ASP:O	1:E:195:ASN:HB2	2.16	0.45
1:A:317:TRP:HB2	1:A:329:TRP:HB2	1.99	0.45
1:B:280:LEU:N	1:B:280:LEU:HD12	2.31	0.45
1:B:73:VAL:CG1	1:B:100:LYS:HD2	2.46	0.45
1:C:73:VAL:HG11	1:C:100:LYS:O	2.16	0.45
1:E:275:LEU:O	1:E:284:VAL:N	2.45	0.45
1:B:277:ASN:N	4:B:893:HOH:O	2.49	0.45
1:A:342:ARG:NH1	1:A:342:ARG:HG3	2.32	0.45
1:E:31:GLN:HB3	1:E:32:PRO:HD3	1.98	0.44
1:C:140:PRO:HD2	1:C:151:PHE:HB3	1.99	0.44
1:E:230:ILE:O	1:E:234:MET:HG2	2.18	0.44
1:C:194:ASP:O	1:C:195:ASN:HB2	2.16	0.44
1:F:393:SER:HB2	1:F:394:PRO:CD	2.48	0.44
1:F:342:ARG:HG3	1:F:342:ARG:NH1	2.31	0.44
1:B:275:LEU:HG	4:B:1053:HOH:O	2.16	0.44
1:E:208:ASN:HD21	1:E:210:ARG:HB2	1.80	0.44
1:E:393:SER:HB2	1:E:394:PRO:CD	2.47	0.44
1:A:287:LEU:CD2	1:A:287:LEU:N	2.55	0.44
1:D:20:ARG:HD2	1:D:22:ASN:ND2	2.33	0.44
1:E:22:ASN:ND2	1:E:22:ASN:N	2.62	0.44
1:E:287:LEU:N	1:E:287:LEU:HD23	2.16	0.44
1:C:73:VAL:HG13	1:C:100:LYS:HD2	2.00	0.44
1:A:228:ASN:ND2	1:A:361:PHE:HA	2.33	0.44
1:A:223:LEU:CD1	4:A:1053:HOH:O	2.61	0.44
1:C:27:GLN:HE21	1:C:34:LYS:NZ	2.16	0.44
1:F:428:GLN:NE2	4:F:748:HOH:O	2.50	0.44
1:D:375:PHE:CG	1:F:88:GLY:HA3	2.52	0.44
1:B:282:LEU:CB	4:B:893:HOH:O	2.61	0.44
1:E:338:THR:C	1:E:342:ARG:HH12	2.20	0.44
1:F:180:PHE:HZ	1:F:253:VAL:HG21	1.83	0.44
1:D:216:GLY:HA3	4:D:584:HOH:O	2.18	0.44
1:B:394:PRO:O	1:B:398:ARG:HG3	2.18	0.44
1:E:372:MET:HE2	1:E:372:MET:HB3	1.91	0.44
1:A:70:LEU:HA	1:A:78:PHE:O	2.18	0.44

Continued on next page...

Continued from previous page...

Atom-1	Atom-2	Interatomic distance (Å)	Clash overlap (Å)
1:F:287:LEU:CD2	1:F:287:LEU:N	2.81	0.43
1:E:208:ASN:HD22	1:E:210:ARG:HB2	1.81	0.43
1:E:209:TRP:CE2	1:E:210:ARG:HG3	2.52	0.43
1:F:264:GLN:NE2	1:F:393:SER:OG	2.51	0.43
1:F:100:LYS:HE3	4:F:1071:HOH:O	2.18	0.43
1:B:219:ASN:HB3	1:B:242:LEU:HB2	2.01	0.43
1:D:208:ASN:HD21	1:D:210:ARG:NE	2.07	0.43
1:E:338:THR:C	1:E:342:ARG:NH1	2.72	0.43
1:C:20:ARG:HD2	1:C:22:ASN:ND2	2.33	0.43
1:D:275:LEU:N	1:D:275:LEU:HD12	2.33	0.43
1:A:275:LEU:HD12	1:A:275:LEU:N	2.34	0.43
1:A:16:ILE:N	4:A:896:HOH:O	2.51	0.43
1:A:73:VAL:CG1	1:A:100:LYS:HD2	2.49	0.43
1:C:27:GLN:HE21	1:C:34:LYS:HZ1	1.66	0.43
1:E:334:ARG:NH1	4:E:1055:HOH:O	2.46	0.43
1:B:22:ASN:ND2	1:B:22:ASN:N	2.62	0.43
1:B:339:ASP:N	1:B:342:ARG:HH12	2.17	0.43
1:D:201:MET:HE1	1:D:354:LYS:HE3	1.99	0.43
1:D:224:VAL:HA	4:F:875:HOH:O	2.19	0.43
1:C:256:ASP:CG	1:C:257:ASP:H	2.22	0.43
1:F:442:ILE:HB	4:F:686:HOH:O	2.19	0.43
1:A:209:TRP:CE2	1:A:210:ARG:HG3	2.54	0.43
1:E:275:LEU:N	1:E:275:LEU:HD12	2.34	0.42
1:B:226:LYS:NZ	4:B:1096:HOH:O	2.47	0.42
1:F:442:ILE:HG22	4:F:741:HOH:O	2.19	0.42
1:D:393:SER:HB2	1:D:394:PRO:CD	2.49	0.42
1:D:274:VAL:HG21	1:F:124:ALA:O	2.19	0.42
1:B:42:ASN:ND2	1:B:154:GLU:H	2.14	0.42
1:C:73:VAL:CG1	1:C:100:LYS:HD2	2.49	0.42
1:E:66:VAL:HA	1:E:67:PRO:HD3	1.88	0.42
1:B:255:ASP:HB2	4:B:902:HOH:O	2.19	0.42
1:C:158:PRO:HG2	1:C:161:ASP:OD1	2.19	0.42
1:A:230:ILE:O	1:A:234:MET:HG2	2.19	0.42
1:F:22:ASN:ND2	1:F:387:LEU:H	2.18	0.42
1:B:208:ASN:ND2	1:B:210:ARG:HB2	2.35	0.42
1:E:95:PRO:CG	1:E:441:GLN:OE1	2.68	0.42
1:F:73:VAL:HG13	1:F:100:LYS:HD2	2.02	0.42
1:F:31:GLN:HB3	1:F:32:PRO:HD3	2.01	0.42
1:F:410:LYS:HB2	1:F:410:LYS:NZ	2.33	0.42
1:A:20:ARG:HD2	1:A:22:ASN:ND2	2.35	0.42
1:B:165:LEU:CG	1:B:169:LEU:HD11	2.47	0.42

Continued on next page...

Continued from previous page...

Atom-1	Atom-2	Interatomic distance (Å)	Clash overlap (Å)
1:F:194:ASP:O	1:F:195:ASN:HB2	2.19	0.42
1:F:249:CYS:HA	1:F:270:LYS:HB3	2.02	0.42
1:B:280:LEU:N	1:B:280:LEU:CD1	2.81	0.42
1:C:163:PRO:HG3	1:C:406:ARG:CZ	2.50	0.42
1:F:394:PRO:O	1:F:398:ARG:HG3	2.20	0.42
1:F:73:VAL:HG11	1:F:100:LYS:O	2.20	0.42
1:E:73:VAL:HG11	1:E:100:LYS:O	2.18	0.42
1:D:31:GLN:N	1:D:32:PRO:CD	2.83	0.42
1:A:403:ARG:HG3	4:A:648:HOH:O	2.19	0.42
1:D:290:ARG:HH21	1:D:309:GLU:HA	1.85	0.42
1:F:125:ASN:N	1:F:126:PRO:CD	2.82	0.42
1:B:240:LEU:HD12	1:B:274:VAL:HG12	2.02	0.42
1:C:31:GLN:HB3	1:C:32:PRO:HD3	2.01	0.42
1:B:427:LYS:HD2	1:C:206:PHE:CD1	2.55	0.42
1:A:240:LEU:HD12	1:A:274:VAL:HG12	2.01	0.41
1:E:73:VAL:HG13	1:E:100:LYS:HD2	2.02	0.41
1:E:340:GLU:HG3	1:E:340:GLU:O	2.19	0.41
1:D:180:PHE:HZ	1:D:253:VAL:HG21	1.85	0.41
1:D:194:ASP:O	1:D:195:ASN:HB2	2.19	0.41
1:B:338:THR:C	1:B:342:ARG:NH1	2.74	0.41
1:F:275:LEU:N	1:F:275:LEU:HD12	2.35	0.41
1:F:140:PRO:HD2	1:F:151:PHE:HB3	2.02	0.41
1:E:219:ASN:HB3	1:E:242:LEU:HB2	2.02	0.41
1:E:238:LEU:HD23	4:E:671:HOH:O	2.20	0.41
1:B:349:TYR:HA	1:B:353:TYR:HB2	2.02	0.41
1:B:340:GLU:O	1:B:340:GLU:HG3	2.19	0.41
1:E:239:PRO:HA	4:E:795:HOH:O	2.21	0.41
1:B:22:ASN:HB3	1:B:387:LEU:HD12	2.02	0.41
1:E:441:GLN:O	1:E:442:ILE:HB	2.20	0.41
1:E:16:ILE:N	4:E:959:HOH:O	2.53	0.41
1:B:165:LEU:CD1	1:B:169:LEU:HD11	2.51	0.41
1:C:216:GLY:HA3	4:C:717:HOH:O	2.20	0.41
1:C:317:TRP:HB2	1:C:329:TRP:HB2	2.02	0.41
1:D:67:PRO:HB2	1:D:82:ASP:HB3	2.02	0.41
1:A:283:LYS:CG	1:A:283:LYS:O	2.65	0.41
1:A:27:GLN:NE2	1:A:34:LYS:NZ	2.69	0.41
1:D:73:VAL:CG1	1:D:100:LYS:HD2	2.50	0.41
1:B:66:VAL:HA	1:B:67:PRO:HD3	1.93	0.41
1:C:120:VAL:O	1:C:121:THR:HB	2.21	0.41
1:F:209:TRP:CE2	1:F:210:ARG:HG3	2.56	0.41
1:F:237:VAL:CG1	1:F:286:GLY:C	2.88	0.41

Continued on next page...

Continued from previous page...

Atom-1	Atom-2	Interatomic distance (Å)	Clash overlap (Å)
1:B:279:GLU:O	1:B:280:LEU:C	2.58	0.41
1:E:226:LYS:HG3	1:E:227:ASP:OD2	2.20	0.41
1:C:140:PRO:HA	4:C:636:HOH:O	2.21	0.41
1:B:411:PRO:HD3	4:B:847:HOH:O	2.20	0.41
1:C:180:PHE:HZ	1:C:253:VAL:HG21	1.85	0.41
1:B:311:HIS:CE1	1:D:276:GLU:OE1	2.73	0.41
1:E:31:GLN:N	1:E:32:PRO:CD	2.84	0.41
1:B:393:SER:HB2	1:B:394:PRO:CD	2.50	0.41
1:A:70:LEU:N	1:A:70:LEU:HD12	2.36	0.41
1:F:186:PRO:HB3	4:F:921:HOH:O	2.20	0.41
1:A:288:LYS:HG3	4:A:1067:HOH:O	2.21	0.41
1:E:366:LEU:HD22	4:E:522:HOH:O	2.20	0.41
1:C:208:ASN:ND2	1:C:210:ARG:HB2	2.36	0.40
1:B:203:ARG:NH1	4:B:1060:HOH:O	2.54	0.40
1:A:176:ARG:NH1	4:A:1134:HOH:O	2.45	0.40
1:C:79:ALA:O	1:C:80:LEU:HD12	2.21	0.40
1:E:125:ASN:N	1:E:126:PRO:CD	2.84	0.40
1:F:27:GLN:HE21	1:F:34:LYS:HZ1	1.67	0.40
1:B:289:GLY:HA3	4:B:613:HOH:O	2.20	0.40
1:E:180:PHE:HZ	1:E:253:VAL:HG21	1.86	0.40
1:B:335:VAL:HB	1:D:278:GLN:CD	2.41	0.40
1:B:275:LEU:HD12	1:B:275:LEU:N	2.36	0.40
1:A:243:LEU:CD1	1:A:274:VAL:HG22	2.51	0.40
1:D:420:LYS:HE2	4:D:1032:HOH:O	2.21	0.40
1:B:208:ASN:ND2	1:B:210:ARG:H	2.19	0.40
1:D:95:PRO:CG	1:D:441:GLN:OE1	2.69	0.40
1:C:234:MET:O	1:C:236:TRP:N	2.54	0.40
1:D:374:ASN:HA	1:D:374:ASN:HD22	1.66	0.40
1:E:276:GLU:HB3	1:E:283:LYS:HB2	2.04	0.40
1:F:42:ASN:HD22	1:F:153:ARG:HA	1.87	0.40
1:B:339:ASP:CA	1:B:342:ARG:NH1	2.81	0.40
1:D:27:GLN:NE2	1:D:34:LYS:NZ	2.70	0.40
1:D:140:PRO:HD2	1:D:151:PHE:HB3	2.04	0.40
1:F:219:ASN:HB3	1:F:242:LEU:HB2	2.02	0.40
1:C:226:LYS:HZ3	1:C:226:LYS:HB2	1.85	0.40
1:D:441:GLN:O	1:D:442:ILE:HB	2.22	0.40
1:E:27:GLN:NE2	1:E:34:LYS:NZ	2.70	0.40
1:C:372:MET:HE2	1:C:372:MET:HB3	1.84	0.40
1:E:249:CYS:HA	1:E:270:LYS:HB3	2.03	0.40

There are no symmetry-related clashes.

5.3 Torsion angles

5.3.1 Protein backbone

In the following table, the Percentiles column shows the percent Ramachandran outliers of the chain as a percentile score with respect to all X-ray entries followed by that with respect to entries of similar resolution.

The Analysed column shows the number of residues for which the backbone conformation was analysed, and the total number of residues.

Mol	Chain	Analysed	Favoured	Allowed	Outliers	Percentiles	
1	A	425/446 (95%)	398 (94%)	25 (6%)	2 (0%)	34	17
1	B	425/446 (95%)	399 (94%)	23 (5%)	3 (1%)	26	11
1	C	425/446 (95%)	395 (93%)	26 (6%)	4 (1%)	21	7
1	D	425/446 (95%)	401 (94%)	22 (5%)	2 (0%)	34	17
1	E	425/446 (95%)	400 (94%)	23 (5%)	2 (0%)	34	17
1	F	425/446 (95%)	400 (94%)	23 (5%)	2 (0%)	34	17
All	All	2550/2676 (95%)	2393 (94%)	142 (6%)	15 (1%)	30	14

All (15) Ramachandran outliers are listed below:

Mol	Chain	Res	Type
1	B	279	GLU
1	C	235	ASP
1	A	123	VAL
1	C	123	VAL
1	D	123	VAL
1	B	280	LEU
1	F	123	VAL
1	E	123	VAL
1	A	286	GLY
1	C	300	GLY
1	B	300	GLY
1	C	286	GLY
1	F	300	GLY
1	D	300	GLY
1	E	300	GLY

5.3.2 Protein sidechains ⓘ

In the following table, the Percentiles column shows the percent sidechain outliers of the chain as a percentile score with respect to all X-ray entries followed by that with respect to entries of similar resolution.

The Analysed column shows the number of residues for which the sidechain conformation was analysed, and the total number of residues.

Mol	Chain	Analysed	Rotameric	Outliers	Percentiles	
1	A	373/392 (95%)	358 (96%)	15 (4%)	38	20
1	B	373/392 (95%)	355 (95%)	18 (5%)	31	14
1	C	373/392 (95%)	353 (95%)	20 (5%)	27	11
1	D	373/392 (95%)	358 (96%)	15 (4%)	38	20
1	E	373/392 (95%)	354 (95%)	19 (5%)	29	12
1	F	373/392 (95%)	353 (95%)	20 (5%)	27	11
All	All	2238/2352 (95%)	2131 (95%)	107 (5%)	31	14

All (107) residues with a non-rotameric sidechain are listed below:

Mol	Chain	Res	Type
1	A	22	ASN
1	A	23	ASN
1	A	25	LYS
1	A	107	TYR
1	A	160	GLU
1	A	223	LEU
1	A	226	LYS
1	A	235	ASP
1	A	247	ASP
1	A	255	ASP
1	A	283	LYS
1	A	287	LEU
1	A	340	GLU
1	A	352	MET
1	A	366	LEU
1	B	22	ASN
1	B	23	ASN
1	B	94	LYS
1	B	107	TYR
1	B	169	LEU
1	B	203	ARG
1	B	223	LEU

Continued on next page...

Continued from previous page...

Mol	Chain	Res	Type
1	B	226	LYS
1	B	235	ASP
1	B	247	ASP
1	B	255	ASP
1	B	283	LYS
1	B	287	LEU
1	B	290	ARG
1	B	340	GLU
1	B	352	MET
1	B	366	LEU
1	B	410	LYS
1	C	22	ASN
1	C	23	ASN
1	C	25	LYS
1	C	107	TYR
1	C	160	GLU
1	C	176	ARG
1	C	223	LEU
1	C	226	LYS
1	C	229	THR
1	C	235	ASP
1	C	247	ASP
1	C	255	ASP
1	C	269	ASP
1	C	283	LYS
1	C	287	LEU
1	C	290	ARG
1	C	340	GLU
1	C	352	MET
1	C	366	LEU
1	C	410	LYS
1	D	22	ASN
1	D	23	ASN
1	D	107	TYR
1	D	160	GLU
1	D	223	LEU
1	D	226	LYS
1	D	235	ASP
1	D	247	ASP
1	D	255	ASP
1	D	283	LYS
1	D	287	LEU

Continued on next page...

Continued from previous page...

Mol	Chain	Res	Type
1	D	290	ARG
1	D	340	GLU
1	D	352	MET
1	D	366	LEU
1	E	22	ASN
1	E	23	ASN
1	E	25	LYS
1	E	53	LEU
1	E	107	TYR
1	E	203	ARG
1	E	223	LEU
1	E	226	LYS
1	E	235	ASP
1	E	247	ASP
1	E	255	ASP
1	E	269	ASP
1	E	283	LYS
1	E	287	LEU
1	E	340	GLU
1	E	342	ARG
1	E	352	MET
1	E	366	LEU
1	E	410	LYS
1	F	22	ASN
1	F	23	ASN
1	F	25	LYS
1	F	107	TYR
1	F	160	GLU
1	F	203	ARG
1	F	223	LEU
1	F	226	LYS
1	F	229	THR
1	F	235	ASP
1	F	237	VAL
1	F	247	ASP
1	F	255	ASP
1	F	269	ASP
1	F	283	LYS
1	F	287	LEU
1	F	290	ARG
1	F	340	GLU
1	F	352	MET

Continued on next page...

Continued from previous page...

Mol	Chain	Res	Type
1	F	366	LEU

Some sidechains can be flipped to improve hydrogen bonding and reduce clashes. All (108) such sidechains are listed below:

Mol	Chain	Res	Type
1	A	22	ASN
1	A	23	ASN
1	A	27	GLN
1	A	42	ASN
1	A	43	HIS
1	A	62	GLN
1	A	142	HIS
1	A	179	GLN
1	A	195	ASN
1	A	208	ASN
1	A	228	ASN
1	A	232	HIS
1	A	264	GLN
1	A	277	ASN
1	A	311	HIS
1	A	346	GLN
1	A	374	ASN
1	A	428	GLN
1	A	441	GLN
1	B	22	ASN
1	B	23	ASN
1	B	27	GLN
1	B	42	ASN
1	B	43	HIS
1	B	62	GLN
1	B	142	HIS
1	B	179	GLN
1	B	195	ASN
1	B	208	ASN
1	B	228	ASN
1	B	232	HIS
1	B	264	GLN
1	B	277	ASN
1	B	311	HIS
1	B	346	GLN
1	B	374	ASN
1	C	22	ASN

Continued on next page...

Continued from previous page...

Mol	Chain	Res	Type
1	C	23	ASN
1	C	27	GLN
1	C	42	ASN
1	C	43	HIS
1	C	62	GLN
1	C	142	HIS
1	C	179	GLN
1	C	195	ASN
1	C	208	ASN
1	C	228	ASN
1	C	232	HIS
1	C	264	GLN
1	C	277	ASN
1	C	311	HIS
1	C	346	GLN
1	C	374	ASN
1	C	428	GLN
1	C	441	GLN
1	D	22	ASN
1	D	23	ASN
1	D	27	GLN
1	D	42	ASN
1	D	43	HIS
1	D	62	GLN
1	D	142	HIS
1	D	179	GLN
1	D	195	ASN
1	D	208	ASN
1	D	228	ASN
1	D	232	HIS
1	D	264	GLN
1	D	277	ASN
1	D	311	HIS
1	D	346	GLN
1	D	374	ASN
1	D	428	GLN
1	E	22	ASN
1	E	23	ASN
1	E	27	GLN
1	E	42	ASN
1	E	43	HIS
1	E	62	GLN

Continued on next page...

Continued from previous page...

Mol	Chain	Res	Type
1	E	142	HIS
1	E	179	GLN
1	E	195	ASN
1	E	208	ASN
1	E	228	ASN
1	E	232	HIS
1	E	264	GLN
1	E	277	ASN
1	E	311	HIS
1	E	374	ASN
1	E	428	GLN
1	F	22	ASN
1	F	23	ASN
1	F	27	GLN
1	F	42	ASN
1	F	43	HIS
1	F	59	GLN
1	F	62	GLN
1	F	142	HIS
1	F	179	GLN
1	F	195	ASN
1	F	208	ASN
1	F	228	ASN
1	F	232	HIS
1	F	264	GLN
1	F	277	ASN
1	F	346	GLN
1	F	351	HIS
1	F	428	GLN

5.3.3 RNA ⓘ

There are no RNA molecules in this entry.

5.4 Non-standard residues in protein, DNA, RNA chains ⓘ

There are no non-standard protein/DNA/RNA residues in this entry.

5.5 Carbohydrates ⓘ

There are no carbohydrates in this entry.

5.6 Ligand geometry

Of 12 ligands modelled in this entry, 6 are monoatomic - leaving 6 for Mogul analysis.

In the following table, the Counts columns list the number of bonds (or angles) for which Mogul statistics could be retrieved, the number of bonds (or angles) that are observed in the model and the number of bonds (or angles) that are defined in the chemical component dictionary. The Link column lists molecule types, if any, to which the group is linked. The Z score for a bond length (or angle) is the number of standard deviations the observed value is removed from the expected value. A bond length (or angle) with $|Z| > 2$ is considered an outlier worth inspection. RMSZ is the root-mean-square of all Z scores of the bond lengths (or angles).

Mol	Type	Chain	Res	Link	Bond lengths			Bond angles		
					Counts	RMSZ	$\# Z > 2$	Counts	RMSZ	$\# Z > 2$
3	FES	A	500	1	0,4,4	0.00	-	0,4,4	0.00	-
3	FES	B	500	1	0,4,4	0.00	-	0,4,4	0.00	-
3	FES	C	500	1	0,4,4	0.00	-	0,4,4	0.00	-
3	FES	D	500	1	0,4,4	0.00	-	0,4,4	0.00	-
3	FES	E	500	1	0,4,4	0.00	-	0,4,4	0.00	-
3	FES	F	500	1	0,4,4	0.00	-	0,4,4	0.00	-

In the following table, the Chirals column lists the number of chiral outliers, the number of chiral centers analysed, the number of these observed in the model and the number defined in the chemical component dictionary. Similar counts are reported in the Torsion and Rings columns. '-' means no outliers of that kind were identified.

Mol	Type	Chain	Res	Link	Chirals	Torsions	Rings
3	FES	A	500	1	-	0/0/4/4	0/1/1/1
3	FES	B	500	1	-	0/0/4/4	0/1/1/1
3	FES	C	500	1	-	0/0/4/4	0/1/1/1
3	FES	D	500	1	-	0/0/4/4	0/1/1/1
3	FES	E	500	1	-	0/0/4/4	0/1/1/1
3	FES	F	500	1	-	0/0/4/4	0/1/1/1

There are no bond length outliers.

There are no bond angle outliers.

There are no chirality outliers.

There are no torsion outliers.

There are no ring outliers.

6 monomers are involved in 6 short contacts:

Mol	Chain	Res	Type	Clashes	Symm-Clashes
3	A	500	FES	1	0

Continued on next page...

Continued from previous page...

Mol	Chain	Res	Type	Clashes	Symm-Clashes
3	B	500	FES	1	0
3	C	500	FES	1	0
3	D	500	FES	1	0
3	E	500	FES	1	0
3	F	500	FES	1	0

5.7 Other polymers [i](#)

There are no such residues in this entry.

5.8 Polymer linkage issues [i](#)

There are no chain breaks in this entry.

6 Fit of model and data [i](#)

6.1 Protein, DNA and RNA chains [i](#)

EDS was not executed - this section will therefore be empty.

6.2 Non-standard residues in protein, DNA, RNA chains [i](#)

EDS was not executed - this section will therefore be empty.

6.3 Carbohydrates [i](#)

EDS was not executed - this section will therefore be empty.

6.4 Ligands [i](#)

EDS was not executed - this section will therefore be empty.

6.5 Other polymers [i](#)

EDS was not executed - this section will therefore be empty.