



# Full wwPDB X-ray Structure Validation Report ⓘ

Feb 1, 2016 – 12:06 AM GMT

PDB ID : 1ZOF  
Title : Crystal structure of alkyl hydroperoxide-reductase (AhpC) from *Helicobacter Pylori*  
Authors : Papinutto, E.; Windle, H.J.; Cendron, L.; Battistutta, R.; Kelleher, D.; Zanolli, G.  
Deposited on : 2005-05-13  
Resolution : 2.95 Å(reported)

This is a Full wwPDB X-ray Structure Validation Report for a publicly released PDB entry.  
We welcome your comments at [validation@mail.wwpdb.org](mailto:validation@mail.wwpdb.org)  
A user guide is available at  
<http://wwpdb.org/validation/2016/XrayValidationReportHelp>  
with specific help available everywhere you see the ⓘ symbol.

---

The following versions of software and data (see [references ⓘ](#)) were used in the production of this report:

MolProbity : 4.02b-467  
Mogul : 1.7 (RC4), CSD as536be (2015)  
Xtriage (Phenix) : 1.9-1692  
EDS : rb-20026688  
Percentile statistics : 20151230.v01 (using entries in the PDB archive December 30th 2015)  
Refmac : 5.8.0135  
CCP4 : 6.5.0  
Ideal geometry (proteins) : Engh & Huber (2001)  
Ideal geometry (DNA, RNA) : Parkinson et al. (1996)  
Validation Pipeline (wwPDB-VP) : trunk26865

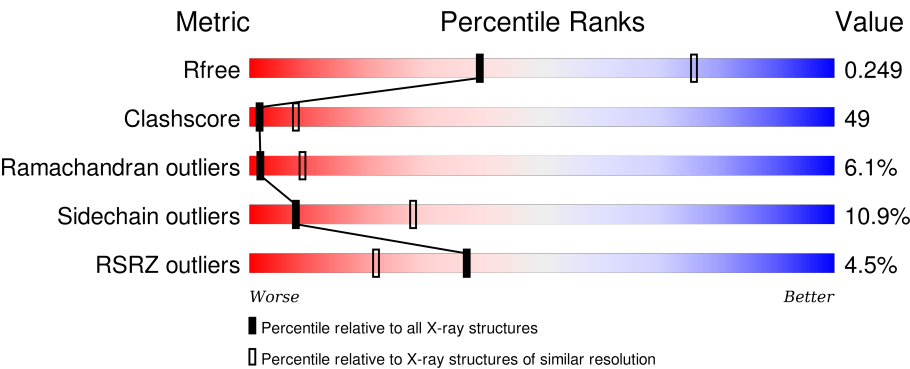
# 1 Overall quality at a glance ⓘ

The following experimental techniques were used to determine the structure:

*X-RAY DIFFRACTION*

The reported resolution of this entry is 2.95 Å.

Percentile scores (ranging between 0-100) for global validation metrics of the entry are shown in the following graphic. The table shows the number of entries on which the scores are based.



Metric	Whole archive (#Entries)	Similar resolution (#Entries, resolution range(Å))
R <sub>free</sub>	91344	2184 (3.00-2.92)
Clashscore	102246	2552 (3.00-2.92)
Ramachandran outliers	100387	2468 (3.00-2.92)
Sidechain outliers	100360	2471 (3.00-2.92)
RSRZ outliers	91569	2201 (3.00-2.92)

The table below summarises the geometric issues observed across the polymeric chains and their fit to the electron density. The red, orange, yellow and green segments on the lower bar indicate the fraction of residues that contain outliers for  $\geq 3$ , 2, 1 and 0 types of geometric quality criteria. A grey segment represents the fraction of residues that are not modelled. The numeric value for each fraction is indicated below the corresponding segment, with a dot representing fractions  $\leq 5\%$ . The upper red bar (where present) indicates the fraction of residues that have poor fit to the electron density. The numeric value is given above the bar.

Mol	Chain	Length	Quality of chain
1	A	198	<div><div>2%</div><div><div></div><div>35%</div><div>40%</div><div>9%</div><div>•</div><div>14%</div></div></div>
1	B	198	<div><div>%</div><div><div></div><div>30%</div><div>47%</div><div>10%</div><div>•</div><div>12%</div></div></div>
1	C	198	<div><div>3%</div><div><div></div><div>32%</div><div>44%</div><div>8%</div><div>•</div><div>14%</div></div></div>
1	D	198	<div><div>4%</div><div><div></div><div>28%</div><div>49%</div><div>9%</div><div>•</div><div>12%</div></div></div>
1	E	198	<div><div>7%</div><div><div></div><div>30%</div><div>46%</div><div>9%</div><div>•</div><div>14%</div></div></div>

Continued on next page...

Continued from previous page...

Mol	Chain	Length	Quality of chain
1	F	198	<div><div><div></div><div></div><div></div><div></div><div></div></div><div>7%34%44%10%12%</div></div>
1	G	198	<div><div><div></div><div></div><div></div><div></div><div></div></div><div>3%35%41%8%14%</div></div>
1	H	198	<div><div><div></div><div></div><div></div><div></div><div></div></div><div>2%32%44%11%12%</div></div>
1	I	198	<div><div><div></div><div></div><div></div><div></div><div></div></div><div>7%33%43%8%14%</div></div>
1	J	198	<div><div><div></div><div></div><div></div><div></div><div></div></div><div>6%30%46%11%12%</div></div>

## 2 Entry composition

There are 2 unique types of molecules in this entry. The entry contains 13770 atoms, of which 0 are hydrogens and 0 are deuteriums.

In the tables below, the ZeroOcc column contains the number of atoms modelled with zero occupancy, the AltConf column contains the number of residues with at least one atom in alternate conformation and the Trace column contains the number of residues modelled with at most 2 atoms.

- Molecule 1 is a protein called alkyl hydroperoxide-reductase.

Mol	Chain	Residues	Atoms					ZeroOcc	AltConf	Trace
1	A	170	Total	C	N	O	S	0	0	0
			1349	871	226	245	7			
1	B	175	Total	C	N	O	S	0	0	0
			1392	899	236	250	7			
1	C	170	Total	C	N	O	S	0	0	0
			1349	871	226	245	7			
1	D	175	Total	C	N	O	S	0	0	0
			1392	899	236	250	7			
1	E	170	Total	C	N	O	S	0	0	0
			1349	871	226	245	7			
1	F	175	Total	C	N	O	S	0	0	0
			1392	899	236	250	7			
1	G	170	Total	C	N	O	S	0	0	0
			1349	871	226	245	7			
1	H	175	Total	C	N	O	S	0	0	0
			1392	899	236	250	7			
1	I	170	Total	C	N	O	S	0	0	0
			1349	871	226	245	7			
1	J	175	Total	C	N	O	S	0	0	0
			1392	899	236	250	7			

There are 10 discrepancies between the modelled and reference sequences:

Chain	Residue	Modelled	Actual	Comment	Reference
A	2	VAL	LEU	engineered	UNP P56876
B	2	VAL	LEU	engineered	UNP P56876
C	2	VAL	LEU	engineered	UNP P56876
D	2	VAL	LEU	engineered	UNP P56876
E	2	VAL	LEU	engineered	UNP P56876
F	2	VAL	LEU	engineered	UNP P56876
G	2	VAL	LEU	engineered	UNP P56876
H	2	VAL	LEU	engineered	UNP P56876
I	2	VAL	LEU	engineered	UNP P56876

*Continued on next page...*

*Continued from previous page...*

Chain	Residue	Modelled	Actual	Comment	Reference
J	2	VAL	LEU	engineered	UNP P56876

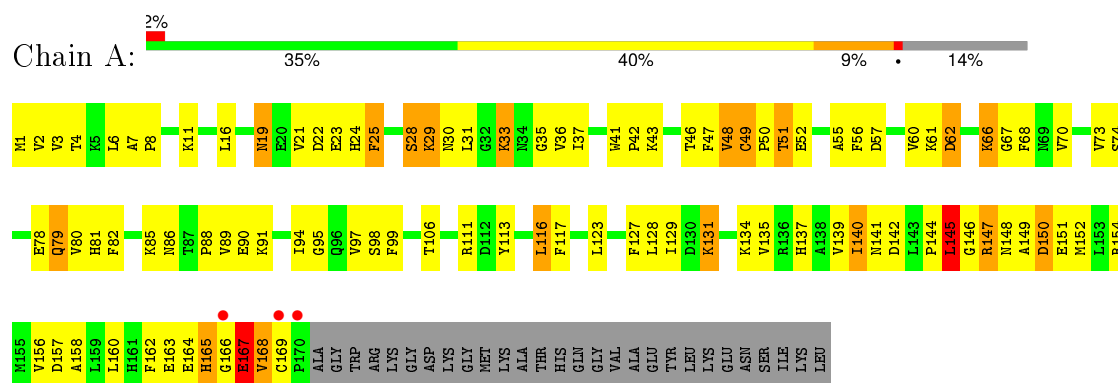
- Molecule 2 is water.

Mol	Chain	Residues	Atoms	ZeroOcc	AltConf
2	A	14	Total O 14 14	0	0
2	B	8	Total O 8 8	0	0
2	C	9	Total O 9 9	0	0
2	D	6	Total O 6 6	0	0
2	E	9	Total O 9 9	0	0
2	F	7	Total O 7 7	0	0
2	G	2	Total O 2 2	0	0
2	H	2	Total O 2 2	0	0
2	I	2	Total O 2 2	0	0
2	J	6	Total O 6 6	0	0

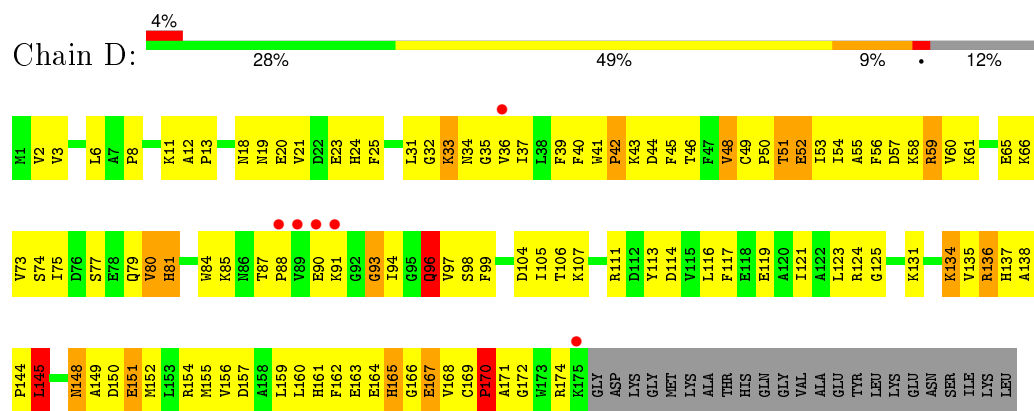
### 3 Residue-property plots

These plots are drawn for all protein, RNA and DNA chains in the entry. The first graphic for a chain summarises the proportions of errors displayed in the second graphic. The second graphic shows the sequence view annotated by issues in geometry and electron density. Residues are color-coded according to the number of geometric quality criteria for which they contain at least one outlier: green = 0, yellow = 1, orange = 2 and red = 3 or more. A red dot above a residue indicates a poor fit to the electron density ( $RSRZ > 2$ ). Stretches of 2 or more consecutive residues without any outlier are shown as a green connector. Residues present in the sample, but not in the model, are shown in grey.

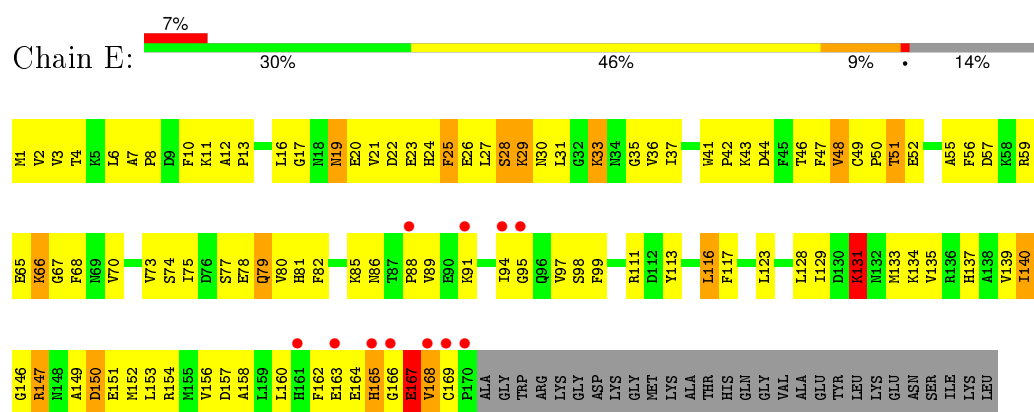
#### • Molecule 1: alkyl hydroperoxide-reductase



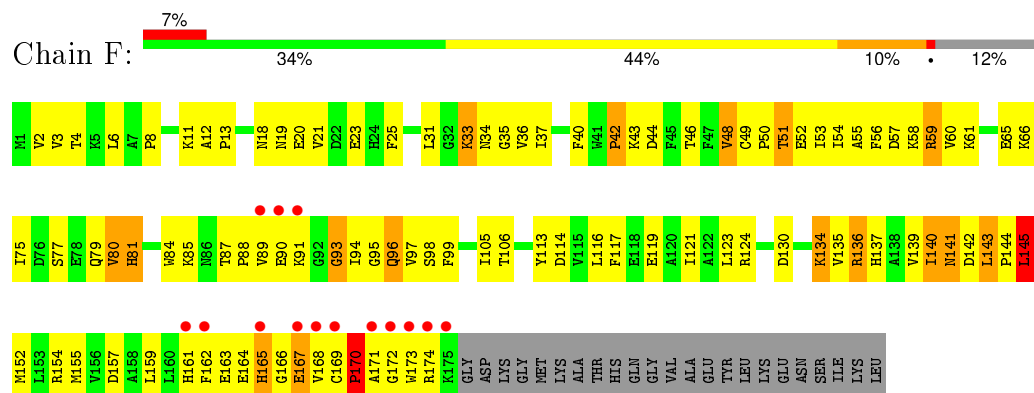
- Molecule 1: alkyl hydroperoxide-reductase



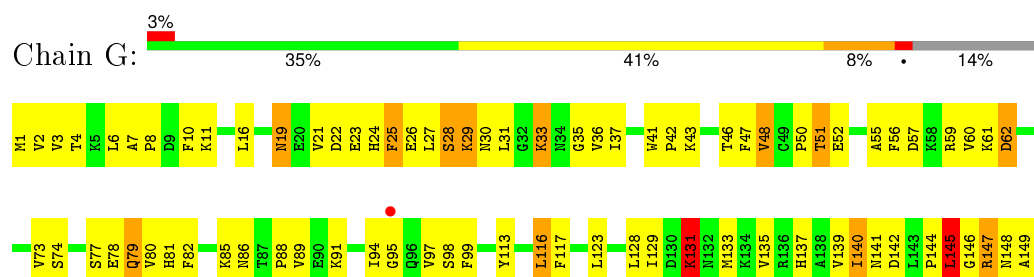
- Molecule 1: alkyl hydroperoxide-reductase




- Molecule 1: alkyl hydroperoxide-reductase

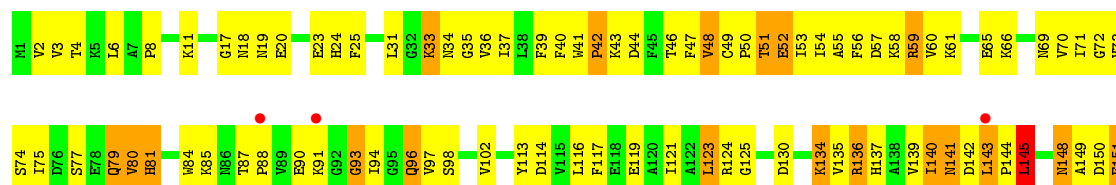


- Molecule 1: alkyl hydroperoxide-reductase

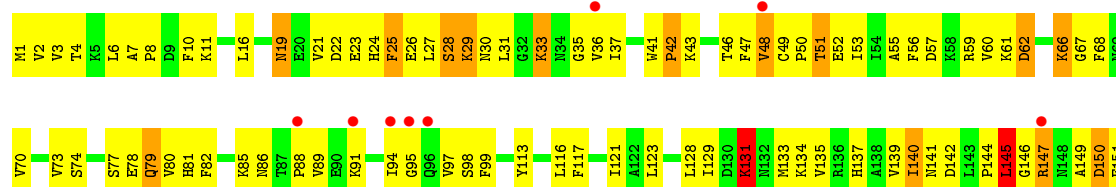




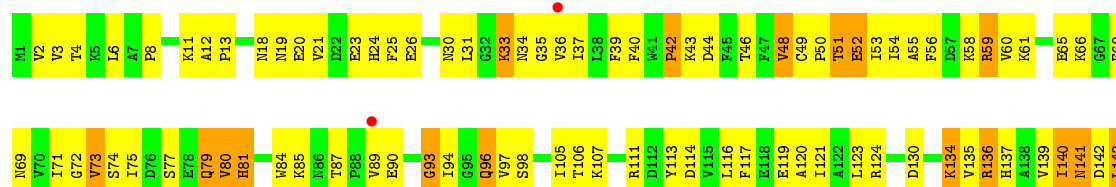
• Molecule 1: alkyl hydroperoxide-reductase



• Molecule 1: alkyl hydroperoxide-reductase



• Molecule 1: alkyl hydroperoxide-reductase





## 4 Data and refinement statistics

Property	Value	Source
Space group	C 1 2 1	Depositor
Cell constants a, b, c, $\alpha$ , $\beta$ , $\gamma$	193.86Å 138.42Å 127.54Å 90.00° 125.70° 90.00°	Depositor
Resolution (Å)	52.80 – 2.95 52.80 – 2.90	Depositor EDS
% Data completeness (in resolution range)	99.9 (52.80-2.95) 99.8 (52.80-2.90)	Depositor EDS
$R_{merge}$	0.09	Depositor
$R_{sym}$	(Not available)	Depositor
$\langle I/\sigma(I) \rangle$ <sup>1</sup>	2.02 (at 2.91Å)	Xtriage
Refinement program	CNS 1.1	Depositor
R, $R_{free}$	0.236 , 0.260 0.227 , 0.249	Depositor DCC
$R_{free}$ test set	4704 reflections (8.18%)	DCC
Wilson B-factor (Å <sup>2</sup> )	63.3	Xtriage
Anisotropy	0.325	Xtriage
Bulk solvent $k_{sol}$ (e/Å <sup>3</sup> ), $B_{sol}$ (Å <sup>2</sup> )	0.37 , 72.9	EDS
Estimated twinning fraction	No twinning to report.	Xtriage
L-test for twinning <sup>2</sup>	$\langle  L  \rangle = 0.50$ , $\langle L^2 \rangle = 0.33$	Xtriage
Outliers	0 of 60486 reflections	Xtriage
$F_o, F_c$ correlation	0.92	EDS
Total number of atoms	13770	wwPDB-VP
Average B, all atoms (Å <sup>2</sup> )	59.0	wwPDB-VP

Xtriage's analysis on translational NCS is as follows: *The largest off-origin peak in the Patterson function is 5.20% of the height of the origin peak. No significant pseudotranslation is detected.*

<sup>1</sup>Intensities estimated from amplitudes.

<sup>2</sup>Theoretical values of  $\langle |L| \rangle$ ,  $\langle L^2 \rangle$  for acentric reflections are 0.5, 0.375 respectively for untwinned datasets, and 0.333, 0.2 for perfectly twinned datasets.

## 5 Model quality [i](#)

### 5.1 Standard geometry [i](#)

The Z score for a bond length (or angle) is the number of standard deviations the observed value is removed from the expected value. A bond length (or angle) with  $|Z| > 5$  is considered an outlier worth inspection. RMSZ is the root-mean-square of all Z scores of the bond lengths (or angles).

Mol	Chain	Bond lengths		Bond angles	
		RMSZ	# Z  >5	RMSZ	# Z  >5
1	A	0.48	0/1381	0.67	0/1867
1	B	0.54	0/1426	0.70	0/1927
1	C	0.49	0/1381	0.67	0/1867
1	D	0.55	0/1426	0.69	0/1927
1	E	0.49	0/1381	0.67	0/1867
1	F	0.51	0/1426	0.67	0/1927
1	G	0.46	0/1381	0.65	0/1867
1	H	0.50	0/1426	0.68	0/1927
1	I	0.50	0/1381	0.67	0/1867
1	J	0.54	0/1426	0.68	0/1927
All	All	0.51	0/14035	0.67	0/18970

There are no bond length outliers.

There are no bond angle outliers.

There are no chirality outliers.

There are no planarity outliers.

### 5.2 Too-close contacts [i](#)

In the following table, the Non-H and H(model) columns list the number of non-hydrogen atoms and hydrogen atoms in the chain respectively. The H(added) column lists the number of hydrogen atoms added and optimized by MolProbity. The Clashes column lists the number of clashes within the asymmetric unit, whereas Symm-Clashes lists symmetry related clashes.

Mol	Chain	Non-H	H(model)	H(added)	Clashes	Symm-Clashes
1	A	1349	0	1340	128	1
1	B	1392	0	1384	171	0
1	C	1349	0	1340	131	1
1	D	1392	0	1384	165	0
1	E	1349	0	1340	134	0
1	F	1392	0	1384	151	0

*Continued on next page...*

*Continued from previous page...*

Mol	Chain	Non-H	H(model)	H(added)	Clashes	Symm-Clashes
1	G	1349	0	1340	122	0
1	H	1392	0	1384	158	0
1	I	1349	0	1340	131	0
1	J	1392	0	1384	155	0
2	A	14	0	0	2	0
2	B	8	0	0	4	0
2	C	9	0	0	1	0
2	D	6	0	0	2	0
2	E	9	0	0	4	0
2	F	7	0	0	0	0
2	G	2	0	0	0	0
2	H	2	0	0	0	0
2	I	2	0	0	1	0
2	J	6	0	0	1	0
All	All	13770	0	13620	1332	1

The all-atom clashscore is defined as the number of clashes found per 1000 atoms (including hydrogen atoms). The all-atom clashscore for this structure is 49.

All (1332) close contacts within the same asymmetric unit are listed below, sorted by their clash magnitude.

Atom-1	Atom-2	Interatomic distance (Å)	Clash overlap (Å)
1:J:53:ILE:H	1:J:53:ILE:HD12	1.24	1.01
1:B:53:ILE:H	1:B:53:ILE:HD12	1.27	0.99
1:B:3:VAL:HA	1:B:135:VAL:HG23	1.42	0.98
1:H:53:ILE:HD12	1:H:53:ILE:H	1.29	0.98
1:F:3:VAL:HA	1:F:135:VAL:HG23	1.46	0.97
1:C:137:HIS:HD2	1:D:141:ASN:HB2	1.25	0.97
1:H:3:VAL:HA	1:H:135:VAL:HG23	1.47	0.96
1:D:3:VAL:HA	1:D:135:VAL:HG23	1.46	0.96
1:J:3:VAL:HA	1:J:135:VAL:HG23	1.48	0.96
1:G:137:HIS:HD2	1:H:141:ASN:HB2	1.30	0.96
1:F:53:ILE:HD12	1:F:53:ILE:H	1.27	0.96
1:I:137:HIS:HD2	1:J:141:ASN:HB2	1.28	0.95
1:C:160:LEU:HA	1:C:163:GLU:HG2	1.49	0.95
1:A:160:LEU:HA	1:A:163:GLU:HG2	1.49	0.94
1:J:116:LEU:HD11	1:J:119:GLU:HA	1.51	0.93
1:H:169:CYS:HB2	1:H:170:PRO:HD2	1.51	0.93
1:D:53:ILE:HD12	1:D:53:ILE:H	1.35	0.92
1:E:160:LEU:HA	1:E:163:GLU:HG2	1.52	0.92
1:B:169:CYS:HB2	1:B:170:PRO:HD2	1.51	0.92

*Continued on next page...*

*Continued from previous page...*

Atom-1	Atom-2	Interatomic distance (Å)	Clash overlap (Å)
1:G:160:LEU:HA	1:G:163:GLU:HG2	1.52	0.90
1:D:169:CYS:HB2	1:D:170:PRO:HD2	1.54	0.90
1:F:169:CYS:HB2	1:F:170:PRO:HD2	1.52	0.89
1:D:2:VAL:HG12	1:D:135:VAL:HG21	1.54	0.89
1:D:43:LYS:HD2	1:E:79:GLN:HG3	1.52	0.89
1:I:160:LEU:HA	1:I:163:GLU:HG2	1.51	0.88
1:D:116:LEU:HD11	1:D:119:GLU:HA	1.55	0.88
1:H:2:VAL:HG12	1:H:135:VAL:HG21	1.55	0.88
1:F:18:ASN:OD1	1:F:20:GLU:HG2	1.74	0.87
1:F:116:LEU:HD11	1:F:119:GLU:HA	1.57	0.87
1:F:2:VAL:HG12	1:F:135:VAL:HG21	1.56	0.86
1:B:48:VAL:HG22	1:B:49:CYS:H	1.40	0.86
1:E:137:HIS:HD2	1:F:141:ASN:HB2	1.41	0.86
1:J:2:VAL:HG12	1:J:135:VAL:HG21	1.57	0.85
1:B:18:ASN:OD1	1:B:20:GLU:HG2	1.77	0.85
1:J:169:CYS:HB2	1:J:170:PRO:HD2	1.55	0.85
1:J:48:VAL:HG22	1:J:49:CYS:H	1.42	0.85
1:H:48:VAL:HG22	1:H:49:CYS:H	1.42	0.85
1:D:48:VAL:HG22	1:D:49:CYS:H	1.42	0.84
1:F:48:VAL:HG22	1:F:49:CYS:H	1.42	0.84
1:E:88:PRO:HB2	1:E:91:LYS:HB2	1.58	0.84
1:D:18:ASN:OD1	1:D:20:GLU:HG2	1.78	0.83
1:H:18:ASN:OD1	1:H:20:GLU:HG2	1.78	0.83
1:H:116:LEU:HD11	1:H:119:GLU:HA	1.61	0.82
1:A:137:HIS:HD2	1:B:141:ASN:HB2	1.40	0.82
1:C:88:PRO:HB2	1:C:91:LYS:HB2	1.61	0.82
1:B:33:LYS:HG3	1:B:34:ASN:ND2	1.94	0.82
1:C:137:HIS:CD2	1:D:141:ASN:HB2	2.13	0.82
1:I:88:PRO:HB2	1:I:91:LYS:HB2	1.60	0.82
1:F:136:ARG:HH11	1:F:136:ARG:HA	1.45	0.82
1:B:116:LEU:HD11	1:B:119:GLU:HA	1.61	0.82
1:G:85:LYS:HA	1:G:94:ILE:HG22	1.60	0.81
1:B:85:LYS:HA	1:B:94:ILE:HG22	1.62	0.81
1:I:137:HIS:CD2	1:J:141:ASN:HB2	2.16	0.81
1:B:42:PRO:HB3	1:B:121:ILE:HD12	1.61	0.80
1:I:85:LYS:HA	1:I:94:ILE:HG22	1.63	0.80
1:E:147:ARG:HH11	1:E:147:ARG:HB3	1.47	0.80
1:C:123:LEU:HD23	1:C:140:ILE:HD11	1.64	0.80
1:A:88:PRO:HB2	1:A:91:LYS:HB2	1.63	0.79
1:G:123:LEU:HD23	1:G:140:ILE:HD11	1.62	0.79
1:A:85:LYS:HA	1:A:94:ILE:HG22	1.63	0.79

*Continued on next page...*

*Continued from previous page...*

Atom-1	Atom-2	Interatomic distance (Å)	Clash overlap (Å)
1:G:137:HIS:CD2	1:H:141:ASN:HB2	2.16	0.79
1:C:85:LYS:HA	1:C:94:ILE:HG22	1.63	0.79
1:D:117:PHE:HB2	1:D:123:LEU:HD13	1.63	0.78
1:H:117:PHE:HB2	1:H:123:LEU:HD13	1.65	0.78
1:B:136:ARG:HH11	1:B:136:ARG:HA	1.49	0.78
1:G:88:PRO:HB2	1:G:91:LYS:HB2	1.64	0.78
1:B:3:VAL:HA	1:B:135:VAL:CG2	2.14	0.78
1:H:36:VAL:HG13	1:H:69:ASN:O	1.84	0.77
1:B:2:VAL:HG12	1:B:135:VAL:HG21	1.65	0.77
1:B:53:ILE:CD1	1:B:53:ILE:H	1.98	0.77
1:G:147:ARG:HH11	1:G:147:ARG:HB3	1.48	0.77
1:F:85:LYS:HA	1:F:94:ILE:HG22	1.65	0.77
1:D:85:LYS:HA	1:D:94:ILE:HG22	1.65	0.77
1:A:147:ARG:HB3	1:A:147:ARG:HH11	1.49	0.77
1:F:43:LYS:HD2	1:G:79:GLN:HG3	1.68	0.76
1:E:123:LEU:HD23	1:E:140:ILE:HD11	1.65	0.76
1:F:3:VAL:HA	1:F:135:VAL:CG2	2.16	0.76
1:D:143:LEU:HB3	1:D:145:LEU:HD11	1.66	0.76
1:I:123:LEU:HD23	1:I:140:ILE:HD11	1.65	0.76
1:H:85:LYS:HA	1:H:94:ILE:HG22	1.65	0.76
1:E:85:LYS:HA	1:E:94:ILE:HG22	1.67	0.76
1:J:33:LYS:HG3	1:J:34:ASN:ND2	1.99	0.76
1:H:43:LYS:HD2	1:I:79:GLN:HG3	1.68	0.75
1:A:3:VAL:CB	1:B:140:ILE:HD11	2.17	0.74
1:B:117:PHE:HB2	1:B:123:LEU:HD13	1.69	0.74
1:H:136:ARG:HH11	1:H:136:ARG:HA	1.53	0.74
1:H:33:LYS:NZ	1:H:33:LYS:HB2	2.02	0.74
1:A:123:LEU:HD23	1:A:140:ILE:HD11	1.69	0.74
1:D:6:LEU:HD23	1:D:134:LYS:HD2	1.70	0.74
1:F:117:PHE:HB2	1:F:123:LEU:HD13	1.70	0.74
1:J:18:ASN:OD1	1:J:20:GLU:HG2	1.88	0.74
1:H:143:LEU:HB3	1:H:145:LEU:HD11	1.67	0.74
1:G:33:LYS:H	1:G:33:LYS:HE2	1.52	0.74
1:B:36:VAL:HG22	1:B:69:ASN:HB2	1.69	0.74
1:D:36:VAL:HG22	1:D:69:ASN:HB2	1.70	0.73
1:J:19:ASN:OD1	1:J:85:LYS:HD3	1.88	0.73
1:D:36:VAL:HG11	1:D:71:ILE:HD12	1.69	0.73
1:F:36:VAL:HG13	1:F:69:ASN:O	1.89	0.73
1:C:147:ARG:HB3	1:C:147:ARG:HH11	1.54	0.73
1:J:53:ILE:H	1:J:53:ILE:CD1	1.99	0.73
1:H:3:VAL:HA	1:H:135:VAL:CG2	2.19	0.73

*Continued on next page...*

*Continued from previous page...*

Atom-1	Atom-2	Interatomic distance (Å)	Clash overlap (Å)
1:G:33:LYS:N	1:G:33:LYS:HE2	2.04	0.73
1:J:6:LEU:HD23	1:J:134:LYS:HD2	1.70	0.73
1:B:43:LYS:HD2	1:C:79:GLN:HG3	1.68	0.73
1:E:33:LYS:H	1:E:33:LYS:HE2	1.54	0.72
1:A:33:LYS:N	1:A:33:LYS:HE2	2.05	0.72
1:F:6:LEU:HD23	1:F:134:LYS:HD2	1.71	0.72
1:D:48:VAL:HG13	1:D:49:CYS:N	2.05	0.72
1:D:42:PRO:HB3	1:D:121:ILE:HD12	1.71	0.72
1:H:6:LEU:HD23	1:H:134:LYS:HD2	1.70	0.72
1:H:77:SER:OG	1:H:80:VAL:HG12	1.89	0.72
1:I:147:ARG:HB3	1:I:147:ARG:HH11	1.53	0.72
1:B:52:GLU:HG2	1:B:124:ARG:NH1	2.04	0.72
1:F:53:ILE:CD1	1:F:53:ILE:H	2.00	0.72
1:J:123:LEU:HD23	1:J:140:ILE:HD13	1.71	0.72
1:H:52:GLU:HG2	1:H:124:ARG:NH1	2.05	0.71
1:D:117:PHE:HB2	1:D:123:LEU:CD1	2.20	0.71
1:J:87:THR:O	1:J:93:GLY:HA3	1.90	0.71
1:F:140:ILE:HD12	1:F:141:ASN:N	2.05	0.71
1:I:33:LYS:N	1:I:33:LYS:HE2	2.06	0.71
1:A:137:HIS:CD2	1:B:141:ASN:HB2	2.25	0.71
1:F:48:VAL:HG13	1:F:49:CYS:N	2.04	0.71
1:A:142:ASP:CG	1:B:136:ARG:HH12	1.93	0.71
1:F:55:ALA:O	1:F:59:ARG:HD3	1.90	0.71
1:J:33:LYS:NZ	1:J:33:LYS:HB2	2.06	0.71
1:J:85:LYS:HA	1:J:94:ILE:HG22	1.72	0.71
1:A:160:LEU:HA	1:A:163:GLU:CG	2.21	0.71
1:F:117:PHE:HB2	1:F:123:LEU:CD1	2.21	0.71
1:E:137:HIS:CD2	1:F:141:ASN:HB2	2.23	0.71
1:D:55:ALA:O	1:D:59:ARG:HD3	1.90	0.71
1:F:77:SER:OG	1:F:80:VAL:HG12	1.91	0.71
1:G:36:VAL:HG12	1:G:37:ILE:H	1.55	0.71
1:E:36:VAL:HG12	1:E:37:ILE:H	1.55	0.71
1:C:36:VAL:HG12	1:C:37:ILE:H	1.56	0.70
1:I:169:CYS:HG	1:J:49:CYS:HG	1.39	0.70
1:I:33:LYS:H	1:I:33:LYS:HE2	1.55	0.70
1:D:3:VAL:HA	1:D:135:VAL:CG2	2.19	0.70
1:J:66:LYS:HE2	1:J:157:ASP:OD1	1.91	0.70
1:A:3:VAL:HG21	1:B:140:ILE:HD11	1.73	0.70
1:A:33:LYS:HE2	1:A:33:LYS:H	1.56	0.70
1:J:143:LEU:CG	1:J:144:PRO:HD2	2.22	0.70
1:H:8:PRO:HG2	1:H:113:TYR:CE1	2.27	0.70

*Continued on next page...*

*Continued from previous page...*

Atom-1	Atom-2	Interatomic distance (Å)	Clash overlap (Å)
1:G:142:ASP:CG	1:H:136:ARG:HH12	1.94	0.70
1:D:52:GLU:HG2	1:D:124:ARG:NH1	2.07	0.70
1:J:136:ARG:HH11	1:J:136:ARG:HA	1.57	0.70
1:A:140:ILE:HG13	1:B:3:VAL:HG21	1.74	0.70
1:F:61:LYS:O	1:F:65:GLU:HG3	1.92	0.70
1:D:61:LYS:O	1:D:65:GLU:HG3	1.92	0.70
1:B:6:LEU:HD23	1:B:134:LYS:HD2	1.73	0.69
1:A:3:VAL:HG11	1:B:140:ILE:HD11	1.74	0.69
1:E:142:ASP:CG	1:F:136:ARG:HH12	1.95	0.69
1:D:143:LEU:CG	1:D:144:PRO:HD2	2.22	0.69
1:J:143:LEU:HB3	1:J:145:LEU:HD11	1.73	0.69
1:D:140:ILE:HD12	1:D:141:ASN:N	2.07	0.69
1:F:143:LEU:CG	1:F:144:PRO:HD2	2.22	0.69
1:E:160:LEU:HA	1:E:163:GLU:CG	2.22	0.69
1:C:160:LEU:HA	1:C:163:GLU:CG	2.20	0.69
1:D:43:LYS:HD2	1:E:79:GLN:CG	2.21	0.69
1:B:117:PHE:HB2	1:B:123:LEU:CD1	2.22	0.69
1:A:36:VAL:HG12	1:A:37:ILE:H	1.56	0.69
1:H:48:VAL:HG22	1:H:49:CYS:N	2.08	0.69
1:C:169:CYS:HG	1:D:49:CYS:HG	1.40	0.69
1:F:52:GLU:HG2	1:F:124:ARG:NH1	2.08	0.69
1:H:48:VAL:HG13	1:H:49:CYS:N	2.06	0.69
1:J:3:VAL:HA	1:J:135:VAL:CG2	2.22	0.69
1:B:48:VAL:HG22	1:B:49:CYS:N	2.07	0.69
1:B:87:THR:O	1:B:93:GLY:HA3	1.93	0.69
1:B:48:VAL:HG13	1:B:49:CYS:N	2.06	0.68
1:I:36:VAL:HG12	1:I:37:ILE:H	1.57	0.68
1:B:143:LEU:CG	1:B:144:PRO:HD2	2.22	0.68
1:C:33:LYS:HE2	1:C:33:LYS:N	2.08	0.68
1:G:140:ILE:HG13	1:H:3:VAL:HG21	1.74	0.68
1:E:33:LYS:N	1:E:33:LYS:HE2	2.08	0.68
1:D:136:ARG:HA	1:D:136:ARG:HH11	1.59	0.68
1:D:56:PHE:CZ	1:D:149:ALA:HA	2.28	0.68
1:D:48:VAL:HG22	1:D:49:CYS:N	2.08	0.68
1:C:33:LYS:HE2	1:C:33:LYS:H	1.59	0.68
1:E:74:SER:HB3	1:E:81:HIS:HE1	1.59	0.68
1:I:74:SER:HB3	1:I:81:HIS:HE1	1.58	0.68
1:A:62:ASP:N	1:A:62:ASP:OD2	2.25	0.68
1:I:160:LEU:HA	1:I:163:GLU:CG	2.22	0.67
1:J:48:VAL:HG13	1:J:49:CYS:N	2.09	0.67
1:B:19:ASN:OD1	1:B:85:LYS:HD3	1.94	0.67

*Continued on next page...*

*Continued from previous page...*

Atom-1	Atom-2	Interatomic distance (Å)	Clash overlap (Å)
1:A:79:GLN:HG3	1:J:43:LYS:HD2	1.75	0.67
1:F:140:ILE:C	1:F:140:ILE:HD12	2.15	0.67
1:H:33:LYS:HG3	1:H:34:ASN:ND2	2.10	0.67
1:F:36:VAL:HG22	1:F:69:ASN:HB2	1.76	0.67
1:E:62:ASP:OD2	1:E:62:ASP:N	2.27	0.67
1:H:140:ILE:HD12	1:H:141:ASN:N	2.09	0.67
1:H:143:LEU:CG	1:H:144:PRO:HD2	2.24	0.67
1:B:36:VAL:HG13	1:B:69:ASN:O	1.94	0.67
1:J:55:ALA:O	1:J:59:ARG:HD3	1.94	0.67
1:F:48:VAL:HG22	1:F:49:CYS:N	2.08	0.67
1:B:79:GLN:HG3	1:C:43:LYS:HD3	1.77	0.67
1:J:60:VAL:HG21	1:J:98:SER:OG	1.94	0.67
1:I:62:ASP:N	1:I:62:ASP:OD2	2.28	0.67
1:J:56:PHE:CZ	1:J:149:ALA:HA	2.30	0.67
1:E:11:LYS:CE	1:E:24:HIS:HB3	2.25	0.67
1:A:33:LYS:HD2	1:A:67:GLY:HA2	1.77	0.66
1:D:60:VAL:HG21	1:D:98:SER:OG	1.95	0.66
1:H:60:VAL:HG21	1:H:98:SER:OG	1.95	0.66
1:D:123:LEU:HD23	1:D:140:ILE:HD13	1.77	0.66
1:J:117:PHE:HB2	1:J:123:LEU:HD13	1.76	0.66
1:G:160:LEU:HA	1:G:163:GLU:CG	2.24	0.66
1:H:87:THR:O	1:H:93:GLY:HA3	1.94	0.66
1:H:53:ILE:CD1	1:H:53:ILE:H	2.03	0.66
1:I:11:LYS:CE	1:I:24:HIS:HB3	2.25	0.66
1:J:48:VAL:HG22	1:J:49:CYS:N	2.10	0.66
1:A:74:SER:HB3	1:A:81:HIS:HE1	1.60	0.66
1:E:3:VAL:HG11	1:F:140:ILE:HD11	1.78	0.66
1:G:62:ASP:N	1:G:62:ASP:OD2	2.27	0.66
1:I:3:VAL:HG11	1:J:140:ILE:HD11	1.78	0.66
1:B:140:ILE:HD12	1:B:140:ILE:C	2.15	0.66
1:C:62:ASP:N	1:C:62:ASP:OD2	2.27	0.66
1:J:53:ILE:N	1:J:53:ILE:HD12	2.05	0.66
1:D:87:THR:O	1:D:93:GLY:HA3	1.96	0.66
1:H:36:VAL:HG22	1:H:69:ASN:HB2	1.77	0.65
1:B:59:ARG:HH21	1:B:150:ASP:HB2	1.61	0.65
1:D:131:LYS:HE2	2:D:202:HOH:O	1.96	0.65
1:C:3:VAL:HG11	1:D:140:ILE:HD11	1.78	0.65
1:D:53:ILE:CD1	1:D:53:ILE:H	2.09	0.65
1:E:117:PHE:HB2	1:E:123:LEU:HD13	1.78	0.65
1:D:143:LEU:HD23	1:D:144:PRO:HD2	1.79	0.65
1:F:36:VAL:HG12	1:F:37:ILE:N	2.11	0.65

*Continued on next page...*



*Continued from previous page...*

Atom-1	Atom-2	Interatomic distance (Å)	Clash overlap (Å)
1:I:167:GLU:O	1:I:169:CYS:N	2.30	0.65
1:B:53:ILE:N	1:B:53:ILE:HD12	2.08	0.65
1:H:140:ILE:HD12	1:H:140:ILE:C	2.16	0.65
1:E:36:VAL:HG12	1:E:37:ILE:N	2.11	0.65
1:E:140:ILE:HG13	1:F:3:VAL:HG21	1.79	0.65
1:G:3:VAL:HG11	1:H:140:ILE:HD11	1.79	0.65
1:C:74:SER:HB3	1:C:81:HIS:HE1	1.60	0.65
1:B:61:LYS:O	1:B:65:GLU:HG3	1.97	0.65
1:D:33:LYS:NZ	1:D:33:LYS:HB2	2.12	0.65
1:E:169:CYS:HG	1:F:49:CYS:HG	1.44	0.65
1:H:36:VAL:HG12	1:H:37:ILE:N	2.12	0.65
1:G:36:VAL:HG12	1:G:37:ILE:N	2.13	0.65
1:B:143:LEU:HB3	1:B:145:LEU:HD11	1.77	0.65
1:F:33:LYS:NZ	1:F:33:LYS:HB2	2.12	0.64
1:B:56:PHE:CZ	1:B:149:ALA:HA	2.33	0.64
1:C:36:VAL:HG12	1:C:37:ILE:N	2.12	0.64
1:C:6:LEU:HD23	1:C:7:ALA:O	1.97	0.64
1:B:33:LYS:NZ	1:B:33:LYS:HB2	2.12	0.64
1:F:143:LEU:HB3	1:F:145:LEU:HD11	1.79	0.64
1:C:57:ASP:O	1:C:60:VAL:HG22	1.98	0.64
1:D:169:CYS:HB2	1:D:170:PRO:CD	2.28	0.64
1:A:36:VAL:HG12	1:A:37:ILE:N	2.13	0.64
1:B:36:VAL:HG11	1:B:71:ILE:HD12	1.79	0.64
1:F:59:ARG:NH2	1:F:150:ASP:HB2	2.13	0.64
1:C:117:PHE:HB2	1:C:123:LEU:HD13	1.79	0.64
1:F:19:ASN:OD1	1:F:85:LYS:HD3	1.97	0.64
1:G:74:SER:HB3	1:G:81:HIS:HE1	1.62	0.64
1:I:57:ASP:O	1:I:60:VAL:HG22	1.98	0.64
1:I:3:VAL:CB	1:J:140:ILE:HD11	2.28	0.64
1:D:19:ASN:OD1	1:D:85:LYS:HD3	1.98	0.64
1:J:59:ARG:NH2	1:J:150:ASP:HB2	2.13	0.64
1:G:167:GLU:O	1:G:169:CYS:N	2.31	0.63
1:J:36:VAL:HG22	1:J:69:ASN:HB2	1.79	0.63
1:F:59:ARG:HH21	1:F:150:ASP:HB2	1.62	0.63
1:I:36:VAL:HG12	1:I:37:ILE:N	2.13	0.63
1:A:11:LYS:CE	1:A:24:HIS:HB3	2.28	0.63
1:I:142:ASP:CG	1:J:136:ARG:HH12	2.02	0.63
1:D:11:LYS:HE3	1:D:24:HIS:HB3	1.81	0.63
1:G:117:PHE:HB2	1:G:123:LEU:HD13	1.80	0.63
1:E:167:GLU:O	1:E:169:CYS:N	2.30	0.63
1:A:3:VAL:CG2	1:B:140:ILE:HD11	2.28	0.63

*Continued on next page...*

*Continued from previous page...*

Atom-1	Atom-2	Interatomic distance (Å)	Clash overlap (Å)
1:J:140:ILE:HD12	1:J:141:ASN:N	2.14	0.63
1:H:169:CYS:HB2	1:H:170:PRO:CD	2.27	0.63
1:C:167:GLU:O	1:C:169:CYS:N	2.32	0.63
1:J:36:VAL:HG12	1:J:37:ILE:N	2.13	0.63
1:G:33:LYS:HD2	1:G:67:GLY:HA2	1.81	0.63
1:E:33:LYS:HD2	1:E:67:GLY:HA2	1.81	0.63
1:C:11:LYS:CE	1:C:24:HIS:HB3	2.29	0.63
1:A:167:GLU:O	1:A:169:CYS:N	2.32	0.63
1:J:61:LYS:O	1:J:65:GLU:HG3	1.99	0.63
1:C:140:ILE:HG13	1:D:3:VAL:HG21	1.80	0.62
1:J:59:ARG:HH21	1:J:150:ASP:HB2	1.63	0.62
1:C:8:PRO:HD2	1:C:113:TYR:CZ	2.33	0.62
1:B:169:CYS:HB2	1:B:170:PRO:CD	2.27	0.62
1:F:8:PRO:HG2	1:F:113:TYR:CE1	2.35	0.62
1:F:143:LEU:HG	1:F:144:PRO:HD2	1.80	0.62
1:D:77:SER:OG	1:D:80:VAL:HG12	2.00	0.62
1:H:19:ASN:OD1	1:H:85:LYS:HD3	1.99	0.62
1:A:57:ASP:O	1:A:60:VAL:HG22	1.98	0.62
1:H:59:ARG:HH21	1:H:150:ASP:HB2	1.64	0.62
1:H:79:GLN:HG3	1:I:43:LYS:HD3	1.81	0.62
1:A:3:VAL:CG1	1:B:140:ILE:HD11	2.30	0.62
1:E:11:LYS:HE3	1:E:24:HIS:HB3	1.82	0.62
1:B:31:LEU:HA	1:B:36:VAL:HG21	1.81	0.62
1:C:37:ILE:HD12	1:C:152:MET:HE3	1.81	0.62
1:G:11:LYS:CE	1:G:24:HIS:HB3	2.30	0.62
1:B:140:ILE:HD12	1:B:141:ASN:N	2.15	0.62
1:A:19:ASN:HD21	1:A:85:LYS:HE2	1.64	0.62
1:A:78:GLU:N	1:A:78:GLU:OE2	2.32	0.62
1:H:61:LYS:O	1:H:65:GLU:HG3	1.99	0.62
1:B:174:ARG:HH11	1:B:174:ARG:HG3	1.64	0.62
1:I:19:ASN:HD21	1:I:85:LYS:HE2	1.63	0.61
1:F:53:ILE:HD12	1:F:53:ILE:N	2.08	0.61
1:B:66:LYS:HE2	1:B:157:ASP:OD1	1.99	0.61
1:G:48:VAL:HG22	1:H:167:GLU:OE1	2.00	0.61
1:J:117:PHE:HB2	1:J:123:LEU:CD1	2.29	0.61
1:J:140:ILE:C	1:J:140:ILE:HD12	2.20	0.61
1:F:60:VAL:HG21	1:F:98:SER:OG	2.01	0.61
1:F:136:ARG:NH1	1:F:136:ARG:HB3	2.16	0.61
1:I:33:LYS:HD2	1:I:67:GLY:HA2	1.81	0.61
1:I:11:LYS:HE3	1:I:24:HIS:HB3	1.82	0.61
1:H:55:ALA:O	1:H:59:ARG:HD3	2.01	0.61

*Continued on next page...*

*Continued from previous page...*

Atom-1	Atom-2	Interatomic distance (Å)	Clash overlap (Å)
1:E:57:ASP:O	1:E:60:VAL:HG22	1.99	0.61
1:I:23:GLU:HA	1:I:23:GLU:OE1	2.01	0.61
1:B:55:ALA:O	1:B:59:ARG:HD3	2.01	0.60
1:H:42:PRO:HB3	1:H:121:ILE:HD12	1.82	0.60
1:D:140:ILE:C	1:D:140:ILE:HD12	2.21	0.60
1:F:136:ARG:HH11	1:F:136:ARG:CA	2.13	0.60
1:I:31:LEU:HA	1:I:36:VAL:CG2	2.31	0.60
1:G:141:ASN:HB3	1:H:137:HIS:CD2	2.37	0.60
1:G:11:LYS:HE3	1:G:24:HIS:HB3	1.82	0.60
1:B:168:VAL:O	1:B:169:CYS:HB3	2.00	0.60
1:B:36:VAL:HG12	1:B:37:ILE:N	2.16	0.60
1:H:56:PHE:CZ	1:H:149:ALA:HA	2.37	0.60
1:G:85:LYS:HA	1:G:94:ILE:CG2	2.29	0.60
1:I:85:LYS:HA	1:I:94:ILE:CG2	2.31	0.60
1:G:33:LYS:HE3	1:G:67:GLY:HA2	1.82	0.60
1:J:159:LEU:O	1:J:163:GLU:HB2	2.02	0.60
1:C:33:LYS:HD2	1:C:67:GLY:HA2	1.82	0.60
1:I:41:TRP:CE2	1:I:74:SER:HB2	2.37	0.60
1:J:77:SER:OG	1:J:80:VAL:HG12	2.02	0.60
1:D:59:ARG:HH21	1:D:150:ASP:HB2	1.67	0.60
1:C:19:ASN:HD21	1:C:85:LYS:HE2	1.66	0.60
1:E:31:LEU:HA	1:E:36:VAL:CG2	2.32	0.60
1:D:53:ILE:N	1:D:53:ILE:HD12	2.13	0.60
1:B:77:SER:OG	1:B:80:VAL:HG12	2.01	0.60
1:A:41:TRP:CE2	1:A:74:SER:HB2	2.36	0.60
1:I:168:VAL:HG12	2:I:200:HOH:O	2.02	0.60
1:A:117:PHE:HB2	1:A:123:LEU:HD13	1.84	0.59
1:H:143:LEU:HD23	1:H:144:PRO:HD2	1.84	0.59
1:B:31:LEU:HA	1:B:36:VAL:CG2	2.31	0.59
1:D:33:LYS:HG3	1:D:34:ASN:ND2	2.16	0.59
1:E:31:LEU:N	1:E:31:LEU:HD22	2.17	0.59
1:J:36:VAL:HG13	1:J:69:ASN:O	2.02	0.59
1:G:57:ASP:O	1:G:60:VAL:HG22	2.01	0.59
1:F:87:THR:O	1:F:93:GLY:HA3	2.02	0.59
1:C:50:PRO:O	1:C:52:GLU:N	2.34	0.59
1:E:117:PHE:HB2	1:E:123:LEU:CD1	2.33	0.59
1:C:78:GLU:HG2	1:C:79:GLN:NE2	2.18	0.59
1:I:31:LEU:HD22	1:I:31:LEU:N	2.18	0.59
1:G:41:TRP:CE2	1:G:74:SER:HB2	2.37	0.59
1:A:140:ILE:HD12	1:A:141:ASN:N	2.17	0.59
1:D:169:CYS:CB	1:D:170:PRO:HD2	2.30	0.59

*Continued on next page...*

*Continued from previous page...*

Atom-1	Atom-2	Interatomic distance (Å)	Clash overlap (Å)
1:A:6:LEU:HD23	1:A:7:ALA:O	2.02	0.59
1:D:135:VAL:HG23	1:D:135:VAL:O	2.02	0.59
1:J:151:GLU:HA	1:J:154:ARG:NH1	2.18	0.59
1:G:3:VAL:CB	1:H:140:ILE:HD11	2.32	0.59
1:J:169:CYS:HB2	1:J:170:PRO:CD	2.28	0.59
1:A:11:LYS:HE3	1:A:24:HIS:HB3	1.84	0.59
1:D:174:ARG:HH11	1:D:174:ARG:HG3	1.66	0.59
1:J:143:LEU:HG	1:J:144:PRO:HD2	1.82	0.59
1:I:78:GLU:N	1:I:78:GLU:OE2	2.33	0.59
1:A:85:LYS:HA	1:A:94:ILE:CG2	2.32	0.59
1:H:143:LEU:HB3	1:H:145:LEU:CD1	2.32	0.58
1:H:169:CYS:CB	1:H:170:PRO:HD2	2.28	0.58
1:F:174:ARG:HH11	1:F:174:ARG:HG3	1.68	0.58
1:A:23:GLU:HA	1:A:23:GLU:OE1	2.03	0.58
1:I:117:PHE:HB2	1:I:123:LEU:HD13	1.84	0.58
1:D:31:LEU:HA	1:D:36:VAL:HG21	1.85	0.58
1:B:43:LYS:HD2	1:C:79:GLN:CG	2.33	0.58
1:G:31:LEU:HA	1:G:36:VAL:CG2	2.32	0.58
1:I:117:PHE:HB2	1:I:123:LEU:CD1	2.34	0.58
1:A:68:PHE:CE2	1:A:156:VAL:HG13	2.39	0.58
1:I:144:PRO:O	1:I:146:GLY:N	2.37	0.58
1:J:44:ASP:HA	1:J:84:TRP:CZ3	2.39	0.58
1:E:78:GLU:OE2	1:E:78:GLU:N	2.33	0.58
1:A:33:LYS:HE3	1:A:67:GLY:HA2	1.86	0.58
1:C:11:LYS:HE3	1:C:24:HIS:HB3	1.84	0.58
1:C:85:LYS:HA	1:C:94:ILE:CG2	2.31	0.58
1:H:31:LEU:HA	1:H:36:VAL:HG21	1.86	0.58
1:D:36:VAL:HG12	1:D:37:ILE:N	2.18	0.58
1:G:117:PHE:HB2	1:G:123:LEU:CD1	2.34	0.58
1:H:143:LEU:CB	1:H:145:LEU:HD11	2.34	0.58
1:E:23:GLU:HA	1:E:23:GLU:OE1	2.03	0.58
1:H:74:SER:HB3	1:H:81:HIS:HE1	1.68	0.58
1:F:123:LEU:HD23	1:F:140:ILE:HD13	1.86	0.58
1:C:142:ASP:CG	1:D:136:ARG:HH12	2.06	0.58
1:E:41:TRP:CE2	1:E:74:SER:HB2	2.38	0.58
1:I:48:VAL:HG22	1:J:167:GLU:OE1	2.04	0.58
1:G:23:GLU:OE1	1:G:23:GLU:HA	2.03	0.58
1:H:174:ARG:HH11	1:H:174:ARG:HG3	1.68	0.58
1:J:52:GLU:HG2	1:J:124:ARG:NH1	2.18	0.57
1:I:141:ASN:HB3	1:J:137:HIS:CD2	2.39	0.57
1:G:33:LYS:CE	1:G:67:GLY:HA2	2.34	0.57

*Continued on next page...*

*Continued from previous page...*

Atom-1	Atom-2	Interatomic distance (Å)	Clash overlap (Å)
1:C:144:PRO:O	1:C:146:GLY:N	2.37	0.57
1:D:168:VAL:O	1:D:169:CYS:HB3	2.03	0.57
1:J:31:LEU:HA	1:J:36:VAL:CG2	2.35	0.57
1:D:161:HIS:HB3	1:D:165:HIS:HE1	1.69	0.57
1:H:36:VAL:CG1	1:H:37:ILE:N	2.67	0.57
1:B:59:ARG:NH2	1:B:150:ASP:HB2	2.18	0.57
1:I:33:LYS:HE3	1:I:67:GLY:HA2	1.86	0.57
1:A:31:LEU:HA	1:A:36:VAL:CG2	2.34	0.57
1:B:143:LEU:HD23	1:B:144:PRO:HD2	1.87	0.57
1:C:41:TRP:CE2	1:C:74:SER:HB2	2.40	0.57
1:G:19:ASN:HD21	1:G:85:LYS:HE2	1.69	0.57
1:F:36:VAL:CG1	1:F:37:ILE:N	2.66	0.57
1:A:89:VAL:HG23	1:B:172:GLY:O	2.05	0.57
1:J:40:PHE:CD2	1:J:73:VAL:HG22	2.39	0.57
1:B:36:VAL:CG1	1:B:37:ILE:N	2.67	0.57
1:D:69:ASN:HB3	2:D:200:HOH:O	2.03	0.57
1:G:37:ILE:HD12	1:G:152:MET:HE3	1.87	0.57
1:C:152:MET:O	1:C:156:VAL:HG23	2.05	0.57
1:E:50:PRO:O	1:E:52:GLU:N	2.38	0.57
1:E:48:VAL:HG22	1:F:167:GLU:OE1	2.04	0.57
1:D:143:LEU:CD2	1:D:144:PRO:HD2	2.34	0.57
1:D:143:LEU:HB3	1:D:145:LEU:CD1	2.34	0.57
1:C:89:VAL:HG23	1:D:172:GLY:O	2.05	0.57
1:G:6:LEU:HD23	1:G:7:ALA:O	2.04	0.57
1:E:144:PRO:O	1:E:146:GLY:N	2.38	0.57
1:B:135:VAL:HG23	1:B:135:VAL:O	2.03	0.57
1:F:135:VAL:O	1:F:135:VAL:HG23	2.04	0.57
1:G:164:GLU:HB2	1:G:165:HIS:ND1	2.20	0.57
1:B:143:LEU:CB	1:B:144:PRO:HD2	2.35	0.57
1:A:50:PRO:O	1:A:52:GLU:N	2.37	0.57
1:A:82:PHE:CE2	1:A:86:ASN:ND2	2.73	0.57
1:F:66:LYS:HE2	1:F:157:ASP:OD1	2.04	0.57
1:D:148:ASN:HA	1:D:151:GLU:HB3	1.86	0.57
1:F:168:VAL:O	1:F:169:CYS:HB3	2.05	0.57
1:D:36:VAL:HG13	1:D:69:ASN:O	2.03	0.57
1:D:136:ARG:HB3	1:D:136:ARG:NH1	2.20	0.57
1:H:148:ASN:HA	1:H:151:GLU:HB3	1.87	0.56
1:H:31:LEU:HA	1:H:36:VAL:CG2	2.34	0.56
1:G:50:PRO:O	1:G:52:GLU:N	2.38	0.56
1:D:66:LYS:HE2	1:D:157:ASP:OD1	2.05	0.56
1:C:31:LEU:HA	1:C:36:VAL:CG2	2.35	0.56

*Continued on next page...*

*Continued from previous page...*

Atom-1	Atom-2	Interatomic distance (Å)	Clash overlap (Å)
1:A:164:GLU:HB2	1:A:165:HIS:ND1	2.20	0.56
1:B:169:CYS:CB	1:B:170:PRO:HD2	2.31	0.56
1:H:43:LYS:HD2	1:I:79:GLN:CG	2.35	0.56
1:E:33:LYS:HE3	1:E:67:GLY:HA2	1.86	0.56
1:A:78:GLU:HG2	1:A:79:GLN:NE2	2.20	0.56
1:E:35:GLY:HA3	1:E:129:ILE:O	2.06	0.56
1:H:159:LEU:O	1:H:163:GLU:HB2	2.05	0.56
1:D:152:MET:O	1:D:156:VAL:HG23	2.05	0.56
1:J:174:ARG:HG3	1:J:174:ARG:HH11	1.69	0.56
1:A:144:PRO:O	1:A:146:GLY:N	2.38	0.56
1:F:137:HIS:CE1	1:F:155:MET:HG3	2.40	0.56
1:G:3:VAL:HG12	1:G:4:THR:HG23	1.88	0.56
1:C:78:GLU:OE2	1:C:78:GLU:N	2.35	0.56
1:J:159:LEU:HD23	1:J:159:LEU:O	2.05	0.56
1:I:46:THR:OG1	1:I:48:VAL:HG12	2.06	0.56
1:G:35:GLY:HA3	1:G:129:ILE:O	2.06	0.56
1:C:3:VAL:HG12	1:C:4:THR:HG23	1.87	0.56
1:H:117:PHE:HB2	1:H:123:LEU:CD1	2.34	0.56
1:B:168:VAL:HG22	1:B:169:CYS:N	2.21	0.56
1:J:36:VAL:CG1	1:J:37:ILE:N	2.69	0.56
1:H:168:VAL:HG22	1:H:169:CYS:N	2.20	0.56
1:A:33:LYS:CE	1:A:67:GLY:HA2	2.36	0.56
1:F:56:PHE:CZ	1:F:149:ALA:HA	2.41	0.56
1:I:35:GLY:HA3	1:I:129:ILE:O	2.05	0.56
1:H:54:ILE:O	1:H:58:LYS:HG2	2.05	0.56
1:F:31:LEU:HA	1:F:36:VAL:HG21	1.88	0.56
1:A:78:GLU:CD	1:A:79:GLN:HE21	2.08	0.56
1:H:66:LYS:HE2	1:H:157:ASP:OD1	2.06	0.56
1:C:23:GLU:OE1	1:C:23:GLU:HA	2.06	0.56
1:F:169:CYS:CB	1:F:170:PRO:HD2	2.32	0.56
1:D:85:LYS:HE2	1:D:97:VAL:CG2	2.36	0.56
1:B:52:GLU:HB2	1:B:53:ILE:HD12	1.88	0.55
1:J:169:CYS:CB	1:J:170:PRO:HD2	2.31	0.55
1:E:85:LYS:HE3	1:E:97:VAL:HG22	1.88	0.55
1:C:68:PHE:CE2	1:C:156:VAL:HG13	2.41	0.55
1:E:164:GLU:HB2	1:E:165:HIS:ND1	2.22	0.55
1:D:31:LEU:HA	1:D:36:VAL:CG2	2.35	0.55
1:G:152:MET:O	1:G:156:VAL:HG23	2.06	0.55
1:D:79:GLN:HG3	1:E:43:LYS:HD3	1.88	0.55
1:A:168:VAL:O	1:A:168:VAL:HG13	2.05	0.55
1:J:42:PRO:HB3	1:J:121:ILE:HD12	1.89	0.55

*Continued on next page...*

*Continued from previous page...*

Atom-1	Atom-2	Interatomic distance (Å)	Clash overlap (Å)
1:I:3:VAL:CG1	1:J:140:ILE:HD11	2.36	0.55
1:G:169:CYS:HG	1:H:49:CYS:HG	1.55	0.55
1:E:152:MET:O	1:E:156:VAL:HG23	2.06	0.55
1:A:66:LYS:HE2	2:A:199:HOH:O	2.05	0.55
1:J:161:HIS:HB3	1:J:165:HIS:HE1	1.71	0.55
1:E:21:VAL:HG13	1:E:21:VAL:O	2.06	0.55
1:B:44:ASP:HA	1:B:84:TRP:CZ3	2.40	0.55
1:C:117:PHE:HB2	1:C:123:LEU:CD1	2.36	0.55
1:C:164:GLU:HB2	1:C:165:HIS:ND1	2.22	0.55
1:E:78:GLU:HG2	1:E:79:GLN:NE2	2.22	0.55
1:J:143:LEU:CB	1:J:144:PRO:HD2	2.37	0.55
1:J:143:LEU:HB3	1:J:145:LEU:CD1	2.36	0.55
1:D:88:PRO:CG	1:D:91:LYS:HD2	2.36	0.55
1:G:89:VAL:HG23	1:H:172:GLY:O	2.07	0.55
1:D:59:ARG:NH2	1:D:150:ASP:HB2	2.22	0.55
1:F:169:CYS:HB2	1:F:170:PRO:CD	2.29	0.55
1:B:148:ASN:HA	1:B:151:GLU:HB3	1.88	0.55
1:G:78:GLU:HG2	1:G:79:GLN:NE2	2.22	0.55
1:I:11:LYS:HE2	1:I:24:HIS:HB3	1.89	0.55
1:B:173:TRP:HB3	2:B:199:HOH:O	2.06	0.55
1:C:48:VAL:HG22	1:D:167:GLU:OE1	2.07	0.55
1:G:3:VAL:HG12	1:G:4:THR:CG2	2.37	0.55
1:A:3:VAL:HG21	1:B:140:ILE:CD1	2.37	0.55
1:E:85:LYS:HA	1:E:94:ILE:CG2	2.33	0.55
1:J:164:GLU:C	1:J:166:GLY:H	2.10	0.55
1:I:140:ILE:HG13	1:J:3:VAL:HG21	1.88	0.55
1:E:74:SER:HB3	1:E:81:HIS:CE1	2.42	0.55
1:G:144:PRO:O	1:G:146:GLY:N	2.40	0.55
1:I:164:GLU:HB2	1:I:165:HIS:ND1	2.22	0.55
1:A:117:PHE:HB2	1:A:123:LEU:CD1	2.37	0.55
1:I:3:VAL:HG12	1:I:4:THR:HG23	1.88	0.55
1:H:168:VAL:O	1:H:169:CYS:HB3	2.07	0.55
1:D:35:GLY:O	1:D:36:VAL:HG23	2.07	0.55
1:G:131:LYS:N	1:G:131:LYS:HD2	2.22	0.55
1:F:23:GLU:HA	1:F:23:GLU:OE1	2.06	0.55
1:G:31:LEU:N	1:G:31:LEU:HD22	2.21	0.55
1:G:3:VAL:C	1:G:4:THR:HG23	2.28	0.54
1:H:143:LEU:HG	1:H:144:PRO:HD2	1.90	0.54
1:E:31:LEU:H	1:E:31:LEU:HD22	1.72	0.54
1:I:168:VAL:HG13	1:I:168:VAL:O	2.07	0.54
1:I:131:LYS:HD2	1:I:131:LYS:N	2.22	0.54

*Continued on next page...*

*Continued from previous page...*

Atom-1	Atom-2	Interatomic distance (Å)	Clash overlap (Å)
1:C:168:VAL:HG13	1:C:168:VAL:O	2.06	0.54
1:D:143:LEU:CB	1:D:145:LEU:HD11	2.34	0.54
1:E:33:LYS:CE	1:E:67:GLY:HA2	2.38	0.54
1:B:77:SER:OG	1:B:79:GLN:HG2	2.07	0.54
1:H:59:ARG:NH2	1:H:150:ASP:HB2	2.21	0.54
1:I:6:LEU:HD23	1:I:7:ALA:O	2.08	0.54
1:J:23:GLU:HA	1:J:23:GLU:OE1	2.07	0.54
1:D:36:VAL:CG1	1:D:37:ILE:N	2.69	0.54
1:G:68:PHE:CE2	1:G:156:VAL:HG13	2.42	0.54
1:E:16:LEU:HB3	2:E:203:HOH:O	2.07	0.54
1:C:35:GLY:HA3	1:C:129:ILE:O	2.07	0.54
1:J:152:MET:O	1:J:156:VAL:HG23	2.08	0.54
1:G:168:VAL:O	1:G:168:VAL:HG13	2.07	0.54
1:C:3:VAL:CB	1:D:140:ILE:HD11	2.36	0.54
1:C:140:ILE:HD12	1:C:141:ASN:N	2.22	0.54
1:A:3:VAL:HG12	1:A:4:THR:HG23	1.90	0.54
1:C:33:LYS:HE3	1:C:67:GLY:HA2	1.88	0.54
1:I:3:VAL:HG21	1:J:140:ILE:HD11	1.89	0.54
1:B:148:ASN:HD22	1:B:149:ALA:N	2.06	0.54
1:I:68:PHE:CE2	1:I:156:VAL:HG13	2.43	0.54
1:I:78:GLU:HG2	1:I:79:GLN:NE2	2.23	0.54
1:A:31:LEU:HD22	1:A:31:LEU:N	2.23	0.54
1:I:74:SER:HB3	1:I:81:HIS:CE1	2.41	0.54
1:A:21:VAL:O	1:A:21:VAL:HG13	2.08	0.54
1:G:85:LYS:HE3	1:G:97:VAL:HG22	1.90	0.54
1:E:168:VAL:O	1:E:168:VAL:HG13	2.07	0.54
1:B:107:LYS:HB2	1:B:111:ARG:NH2	2.23	0.54
1:H:151:GLU:HA	1:H:154:ARG:NH1	2.23	0.54
1:I:33:LYS:CE	1:I:67:GLY:HA2	2.38	0.54
1:A:56:PHE:O	1:A:60:VAL:HG13	2.08	0.54
1:E:6:LEU:HD23	1:E:7:ALA:O	2.07	0.54
1:I:89:VAL:HG23	1:J:172:GLY:O	2.08	0.54
1:F:12:ALA:HB1	1:F:13:PRO:HD2	1.90	0.54
1:E:140:ILE:HD12	1:E:141:ASN:N	2.23	0.54
1:C:3:VAL:C	1:C:4:THR:HG23	2.28	0.54
1:D:85:LYS:HE2	1:D:97:VAL:HG22	1.90	0.54
1:F:43:LYS:HD2	1:G:79:GLN:CG	2.37	0.54
1:B:60:VAL:HG21	1:B:98:SER:OG	2.08	0.54
1:D:88:PRO:HG2	1:D:91:LYS:HD2	1.89	0.54
1:A:35:GLY:HA3	1:A:129:ILE:O	2.07	0.54
1:G:78:GLU:OE2	1:G:78:GLU:N	2.34	0.54

*Continued on next page...*



*Continued from previous page...*

Atom-1	Atom-2	Interatomic distance (Å)	Clash overlap (Å)
1:E:19:ASN:HD21	1:E:85:LYS:HE2	1.73	0.54
1:F:31:LEU:HA	1:F:36:VAL:CG2	2.38	0.54
1:A:43:LYS:HD3	1:J:79:GLN:HG3	1.89	0.54
1:I:50:PRO:O	1:I:52:GLU:N	2.40	0.54
1:I:3:VAL:C	1:I:4:THR:HG23	2.28	0.53
1:B:136:ARG:HH11	1:B:136:ARG:CA	2.20	0.53
1:J:143:LEU:CB	1:J:145:LEU:HD11	2.38	0.53
1:C:82:PHE:CE2	1:C:86:ASN:ND2	2.76	0.53
1:F:139:VAL:HG13	1:F:139:VAL:O	2.08	0.53
1:I:140:ILE:HD12	1:I:141:ASN:N	2.23	0.53
1:J:135:VAL:O	1:J:135:VAL:HG23	2.08	0.53
1:E:68:PHE:CE2	1:E:156:VAL:HG13	2.42	0.53
1:A:66:LYS:HE2	1:A:157:ASP:OD1	2.08	0.53
1:E:66:LYS:HE2	1:E:157:ASP:OD1	2.09	0.53
1:E:89:VAL:HG23	1:F:172:GLY:O	2.08	0.53
1:C:74:SER:HB3	1:C:81:HIS:CE1	2.42	0.53
1:F:162:PHE:O	1:F:166:GLY:HA2	2.07	0.53
1:A:142:ASP:OD1	1:B:136:ARG:NH1	2.41	0.53
1:B:55:ALA:HB1	1:B:149:ALA:HB3	1.89	0.53
1:C:6:LEU:HD23	1:C:6:LEU:C	2.29	0.53
1:D:164:GLU:C	1:D:166:GLY:H	2.11	0.53
1:D:90:GLU:H	1:D:90:GLU:CD	2.12	0.53
1:J:33:LYS:HZ3	1:J:33:LYS:HB2	1.72	0.53
1:E:37:ILE:HD12	1:E:152:MET:HE3	1.90	0.53
1:J:8:PRO:HG2	1:J:113:TYR:CE1	2.44	0.53
1:F:52:GLU:HB2	1:F:53:ILE:HD12	1.91	0.53
1:C:33:LYS:CE	1:C:67:GLY:HA2	2.39	0.53
1:J:31:LEU:HA	1:J:36:VAL:HG21	1.89	0.53
1:B:159:LEU:O	1:B:163:GLU:HB2	2.08	0.53
1:D:159:LEU:O	1:D:163:GLU:HB2	2.09	0.53
1:C:3:VAL:HG12	1:C:4:THR:CG2	2.38	0.53
1:I:3:VAL:HG12	1:I:4:THR:CG2	2.39	0.53
1:B:35:GLY:O	1:B:36:VAL:HG23	2.09	0.53
1:B:143:LEU:HB2	2:B:201:HOH:O	2.08	0.53
1:J:74:SER:HB3	1:J:81:HIS:HE1	1.74	0.53
1:A:131:LYS:HD2	1:A:131:LYS:N	2.23	0.53
1:A:3:VAL:C	1:A:4:THR:HG23	2.29	0.53
1:H:164:GLU:C	1:H:166:GLY:H	2.11	0.53
1:A:46:THR:OG1	1:A:48:VAL:HG12	2.09	0.53
1:J:77:SER:OG	1:J:79:GLN:HG2	2.09	0.53
1:A:6:LEU:HD23	1:A:6:LEU:C	2.29	0.53

*Continued on next page...*

*Continued from previous page...*

Atom-1	Atom-2	Interatomic distance (Å)	Clash overlap (Å)
1:G:66:LYS:HE2	1:G:157:ASP:OD1	2.09	0.53
1:B:50:PRO:O	1:B:51:THR:C	2.47	0.52
1:H:52:GLU:HG2	1:H:124:ARG:HH11	1.72	0.52
1:E:3:VAL:HG12	1:E:4:THR:HG23	1.91	0.52
1:C:31:LEU:HD22	1:C:31:LEU:N	2.24	0.52
1:E:11:LYS:HE2	1:E:24:HIS:HB3	1.90	0.52
1:J:162:PHE:O	1:J:166:GLY:HA2	2.08	0.52
1:C:3:VAL:CG1	1:D:140:ILE:HD11	2.39	0.52
1:E:3:VAL:C	1:E:4:THR:HG23	2.30	0.52
1:E:3:VAL:CB	1:F:140:ILE:HD11	2.38	0.52
1:A:147:ARG:CB	1:A:147:ARG:HH11	2.20	0.52
1:A:74:SER:HB3	1:A:81:HIS:CE1	2.42	0.52
1:D:23:GLU:HA	1:D:23:GLU:OE1	2.09	0.52
1:E:131:LYS:HD2	1:E:131:LYS:N	2.23	0.52
1:G:3:VAL:CG1	1:H:140:ILE:HD11	2.39	0.52
1:J:54:ILE:O	1:J:58:LYS:HG2	2.09	0.52
1:B:85:LYS:HE2	1:B:97:VAL:CG2	2.40	0.52
1:J:137:HIS:CE1	1:J:155:MET:HG3	2.44	0.52
1:F:48:VAL:CG2	1:F:49:CYS:H	2.14	0.52
1:F:50:PRO:O	1:F:51:THR:C	2.47	0.52
1:G:140:ILE:HD12	1:G:141:ASN:N	2.24	0.52
1:F:48:VAL:HG13	1:F:49:CYS:H	1.73	0.52
1:F:148:ASN:HA	1:F:151:GLU:HB3	1.90	0.52
1:H:136:ARG:HB3	1:H:136:ARG:NH1	2.25	0.52
1:A:37:ILE:HG23	1:A:152:MET:HE2	1.92	0.52
1:I:31:LEU:HD22	1:I:31:LEU:H	1.74	0.52
1:J:90:GLU:CD	1:J:90:GLU:H	2.12	0.52
1:G:56:PHE:O	1:G:60:VAL:HG13	2.10	0.52
1:J:161:HIS:HB3	1:J:165:HIS:CE1	2.44	0.52
1:F:77:SER:O	1:F:80:VAL:HG13	2.08	0.52
1:A:49:CYS:HB3	1:A:51:THR:HG23	1.92	0.52
1:B:54:ILE:O	1:B:58:LYS:HG2	2.10	0.52
1:F:159:LEU:O	1:F:163:GLU:HB2	2.09	0.52
1:D:143:LEU:HG	1:D:144:PRO:HD2	1.90	0.52
1:H:143:LEU:CD2	1:H:144:PRO:HD2	2.39	0.52
1:F:168:VAL:HG22	1:F:169:CYS:N	2.25	0.52
1:I:37:ILE:HG23	1:I:152:MET:HE2	1.91	0.52
1:B:164:GLU:C	1:B:166:GLY:H	2.13	0.52
1:E:3:VAL:CG1	1:F:140:ILE:HD11	2.39	0.52
1:J:168:VAL:O	1:J:169:CYS:HB3	2.10	0.52
1:G:142:ASP:OD1	1:H:136:ARG:NH1	2.40	0.52

*Continued on next page...*

*Continued from previous page...*

Atom-1	Atom-2	Interatomic distance (Å)	Clash overlap (Å)
1:G:28:SER:C	1:G:31:LEU:HD21	2.31	0.52
1:H:53:ILE:HD12	1:H:53:ILE:N	2.12	0.52
1:J:151:GLU:OE1	1:J:151:GLU:C	2.49	0.52
1:G:11:LYS:HA	1:G:25:PHE:O	2.09	0.52
1:I:66:LYS:HE2	1:I:157:ASP:OD1	2.10	0.52
1:B:85:LYS:HE2	1:B:97:VAL:HG22	1.92	0.51
1:H:168:VAL:HG22	1:H:169:CYS:H	1.76	0.51
1:B:143:LEU:HG	1:B:144:PRO:HD2	1.90	0.51
1:J:60:VAL:HG23	1:J:61:LYS:HE2	1.91	0.51
1:C:46:THR:OG1	1:C:48:VAL:HG12	2.10	0.51
1:H:50:PRO:O	1:H:51:THR:C	2.48	0.51
1:B:151:GLU:OE1	1:B:151:GLU:C	2.48	0.51
1:I:78:GLU:CD	1:I:79:GLN:HE21	2.13	0.51
1:D:143:LEU:CB	1:D:144:PRO:HD2	2.40	0.51
1:H:77:SER:O	1:H:80:VAL:HG13	2.11	0.51
1:I:37:ILE:HD12	1:I:152:MET:HE3	1.92	0.51
1:F:164:GLU:C	1:F:166:GLY:H	2.13	0.51
1:G:21:VAL:O	1:G:21:VAL:HG13	2.10	0.51
1:E:3:VAL:HG12	1:E:4:THR:CG2	2.40	0.51
1:A:3:VAL:HB	1:B:140:ILE:HD11	1.93	0.51
1:A:152:MET:O	1:A:156:VAL:HG23	2.10	0.51
1:G:46:THR:OG1	1:G:48:VAL:HG12	2.09	0.51
1:H:88:PRO:CG	1:H:91:LYS:HD2	2.41	0.51
1:C:66:LYS:HE2	1:C:157:ASP:OD1	2.09	0.51
1:H:57:ASP:O	1:H:60:VAL:HG22	2.10	0.51
1:E:60:VAL:HG23	1:E:61:LYS:N	2.25	0.51
1:B:33:LYS:HZ3	1:B:33:LYS:HB2	1.75	0.51
1:H:33:LYS:HZ2	1:H:33:LYS:HB2	1.72	0.51
1:C:56:PHE:O	1:C:60:VAL:HG13	2.10	0.51
1:C:150:ASP:OD2	1:C:154:ARG:HD2	2.10	0.51
1:A:8:PRO:HD2	1:A:113:TYR:CZ	2.45	0.51
1:F:90:GLU:CD	1:F:90:GLU:H	2.13	0.51
1:I:169:CYS:SG	1:J:49:CYS:SG	3.01	0.51
1:B:48:VAL:CG2	1:B:49:CYS:H	2.13	0.51
1:D:148:ASN:N	1:D:148:ASN:HD22	2.07	0.51
1:E:56:PHE:O	1:E:60:VAL:HG13	2.11	0.51
1:H:159:LEU:HD23	1:H:159:LEU:O	2.10	0.51
1:H:90:GLU:H	1:H:90:GLU:CD	2.14	0.51
1:A:3:VAL:HG12	1:A:4:THR:CG2	2.40	0.51
1:C:78:GLU:CD	1:C:79:GLN:HE21	2.14	0.51
1:F:77:SER:OG	1:F:79:GLN:HG2	2.11	0.51

*Continued on next page...*

*Continued from previous page...*

Atom-1	Atom-2	Interatomic distance (Å)	Clash overlap (Å)
1:E:11:LYS:HA	1:E:25:PHE:O	2.10	0.51
1:C:131:LYS:HD2	1:C:131:LYS:N	2.26	0.51
1:H:161:HIS:HB3	1:H:165:HIS:HE1	1.75	0.51
1:G:8:PRO:HD2	1:G:113:TYR:CZ	2.46	0.51
1:G:6:LEU:C	1:G:6:LEU:HD23	2.31	0.51
1:F:159:LEU:O	1:F:159:LEU:HD23	2.10	0.51
1:J:11:LYS:HE3	1:J:24:HIS:HB3	1.91	0.51
1:F:55:ALA:HB1	1:F:149:ALA:HB3	1.94	0.50
1:I:152:MET:O	1:I:156:VAL:HG23	2.10	0.50
1:B:143:LEU:CD2	1:B:144:PRO:HD2	2.40	0.50
1:B:168:VAL:HG22	1:B:169:CYS:H	1.76	0.50
1:I:85:LYS:HE3	1:I:97:VAL:HG22	1.94	0.50
1:F:85:LYS:HA	1:F:94:ILE:CG2	2.40	0.50
1:F:143:LEU:HB3	1:F:145:LEU:CD1	2.42	0.50
1:E:46:THR:OG1	1:E:48:VAL:HG12	2.11	0.50
1:H:23:GLU:OE1	1:H:23:GLU:HA	2.10	0.50
1:F:40:PHE:CD2	1:F:73:VAL:HG22	2.46	0.50
1:E:28:SER:C	1:E:31:LEU:HD21	2.32	0.50
1:A:131:LYS:HD2	1:A:131:LYS:H	1.75	0.50
1:C:85:LYS:HE3	1:C:97:VAL:HG22	1.92	0.50
1:A:28:SER:C	1:A:31:LEU:HD21	2.31	0.50
1:B:143:LEU:CB	1:B:145:LEU:HD11	2.42	0.50
1:B:79:GLN:CG	1:C:43:LYS:HD3	2.41	0.50
1:J:36:VAL:HG11	1:J:71:ILE:HD12	1.93	0.50
1:D:12:ALA:HB1	1:D:13:PRO:HD2	1.93	0.50
1:B:90:GLU:CD	1:B:90:GLU:H	2.15	0.50
1:A:85:LYS:HE3	1:A:97:VAL:HG22	1.93	0.50
1:A:79:GLN:CG	1:J:43:LYS:HD2	2.41	0.50
1:I:11:LYS:HA	1:I:25:PHE:O	2.11	0.50
1:J:139:VAL:HG12	1:J:152:MET:HE3	1.93	0.50
1:H:152:MET:O	1:H:156:VAL:HG23	2.11	0.50
1:J:50:PRO:O	1:J:51:THR:C	2.49	0.50
1:B:94:ILE:HG23	1:B:95:GLY:O	2.11	0.50
1:J:31:LEU:HD22	1:J:36:VAL:CG2	2.42	0.50
1:I:6:LEU:HD23	1:I:6:LEU:C	2.32	0.50
1:B:139:VAL:HG13	1:B:139:VAL:O	2.12	0.50
1:E:75:ILE:HG13	2:E:199:HOH:O	2.11	0.50
1:B:11:LYS:HA	1:B:25:PHE:O	2.11	0.50
1:E:141:ASN:HB3	1:F:137:HIS:CD2	2.46	0.50
1:E:147:ARG:HH11	1:E:147:ARG:CB	2.20	0.50
1:I:142:ASP:OD1	1:J:136:ARG:NH1	2.42	0.50

*Continued on next page...*

*Continued from previous page...*

Atom-1	Atom-2	Interatomic distance (Å)	Clash overlap (Å)
1:A:11:LYS:HE2	1:A:24:HIS:HB3	1.92	0.50
1:A:150:ASP:OD2	1:A:154:ARG:HD2	2.12	0.50
1:F:42:PRO:HD3	1:F:124:ARG:HG3	1.93	0.50
1:E:78:GLU:CD	1:E:79:GLN:HE21	2.14	0.50
1:F:148:ASN:HD22	1:F:148:ASN:N	2.09	0.50
1:C:60:VAL:HG23	1:C:61:LYS:N	2.27	0.50
1:G:60:VAL:HG23	1:G:61:LYS:N	2.26	0.50
1:D:8:PRO:HG2	1:D:113:TYR:CE1	2.47	0.50
1:F:42:PRO:HB3	1:F:121:ILE:HD12	1.94	0.49
1:D:50:PRO:O	1:D:51:THR:C	2.51	0.49
1:B:2:VAL:O	1:B:135:VAL:CG2	2.60	0.49
1:A:48:VAL:HG22	1:B:167:GLU:OE1	2.12	0.49
1:H:11:LYS:HA	1:H:25:PHE:O	2.12	0.49
1:G:82:PHE:CE2	1:G:86:ASN:ND2	2.79	0.49
1:C:59:ARG:HH11	1:C:59:ARG:HG3	1.77	0.49
1:C:21:VAL:O	1:C:21:VAL:HG13	2.12	0.49
1:E:142:ASP:OD1	1:F:136:ARG:NH1	2.45	0.49
1:F:151:GLU:HA	1:F:154:ARG:NH1	2.26	0.49
1:B:60:VAL:HG23	1:B:61:LYS:HE2	1.93	0.49
1:I:60:VAL:HG23	1:I:61:LYS:N	2.27	0.49
1:D:161:HIS:HB3	1:D:165:HIS:CE1	2.46	0.49
1:D:148:ASN:N	1:D:148:ASN:ND2	2.61	0.49
1:E:85:LYS:HE3	1:E:97:VAL:H	1.78	0.49
1:F:59:ARG:NH2	1:F:150:ASP:CB	2.76	0.49
1:I:28:SER:C	1:I:31:LEU:HD21	2.32	0.49
1:I:56:PHE:O	1:I:60:VAL:HG13	2.12	0.49
1:H:40:PHE:CD2	1:H:73:VAL:HG22	2.47	0.49
1:E:147:ARG:O	1:E:151:GLU:HG2	2.12	0.49
1:J:55:ALA:HB1	1:J:149:ALA:HB3	1.94	0.49
1:G:128:LEU:N	1:G:152:MET:HE1	2.27	0.49
1:C:28:SER:C	1:C:31:LEU:HD21	2.33	0.49
1:H:123:LEU:HD23	1:H:140:ILE:HD13	1.93	0.49
1:H:36:VAL:HG11	1:H:71:ILE:HD12	1.94	0.49
1:G:78:GLU:CD	1:G:79:GLN:HE21	2.15	0.49
1:H:136:ARG:HH11	1:H:136:ARG:CA	2.23	0.49
1:C:128:LEU:N	1:C:152:MET:HE1	2.28	0.49
1:F:143:LEU:CB	1:F:144:PRO:HD2	2.43	0.49
1:E:16:LEU:HD11	1:E:22:ASP:HB2	1.95	0.49
1:J:68:PHE:CE2	1:J:156:VAL:HG13	2.48	0.49
1:D:54:ILE:O	1:D:58:LYS:HG2	2.13	0.49
1:H:148:ASN:HD22	1:H:148:ASN:N	2.10	0.49

*Continued on next page...*

*Continued from previous page...*

Atom-1	Atom-2	Interatomic distance (Å)	Clash overlap (Å)
1:E:88:PRO:O	1:E:91:LYS:N	2.44	0.49
1:A:33:LYS:CD	1:A:67:GLY:HA2	2.41	0.49
1:F:57:ASP:O	1:F:60:VAL:HG22	2.12	0.49
1:D:11:LYS:HA	1:D:25:PHE:O	2.12	0.49
1:A:60:VAL:HG23	1:A:61:LYS:N	2.27	0.49
1:G:131:LYS:H	1:G:131:LYS:HD2	1.78	0.49
1:E:49:CYS:HB3	1:E:51:THR:HG23	1.94	0.49
1:D:116:LEU:HD11	1:D:119:GLU:CA	2.35	0.49
1:G:74:SER:HB3	1:G:81:HIS:CE1	2.45	0.49
1:F:8:PRO:HG2	1:F:113:TYR:CZ	2.48	0.49
1:D:48:VAL:HG13	1:D:49:CYS:H	1.74	0.49
1:J:148:ASN:HA	1:J:151:GLU:HB3	1.95	0.49
1:B:61:LYS:HA	1:B:61:LYS:HD3	1.65	0.49
1:B:139:VAL:HG12	1:B:152:MET:HE3	1.94	0.49
1:J:168:VAL:HG22	1:J:169:CYS:N	2.28	0.49
1:I:147:ARG:O	1:I:151:GLU:HG2	2.12	0.49
1:H:88:PRO:HG2	1:H:91:LYS:HD2	1.95	0.49
1:C:157:ASP:O	1:C:158:ALA:C	2.51	0.49
1:H:52:GLU:HB2	1:H:53:ILE:HD12	1.94	0.48
1:I:82:PHE:CE2	1:I:86:ASN:ND2	2.81	0.48
1:H:135:VAL:O	1:H:135:VAL:HG23	2.12	0.48
1:F:79:GLN:HG3	1:G:43:LYS:HD3	1.95	0.48
1:J:148:ASN:HD22	1:J:149:ALA:N	2.11	0.48
1:B:143:LEU:HB3	1:B:145:LEU:CD1	2.43	0.48
1:I:131:LYS:HD2	1:I:131:LYS:H	1.78	0.48
1:F:139:VAL:HG12	1:F:152:MET:HE3	1.95	0.48
1:J:105:ILE:HG23	1:J:106:THR:HG23	1.96	0.48
1:A:151:GLU:OE2	1:B:154:ARG:HD2	2.13	0.48
1:E:82:PHE:CE2	1:E:86:ASN:ND2	2.81	0.48
1:D:39:PHE:HE2	1:D:70:VAL:HG12	1.77	0.48
1:H:46:THR:OG1	1:H:48:VAL:HG12	2.14	0.48
1:G:85:LYS:HE3	1:G:97:VAL:H	1.78	0.48
1:I:139:VAL:HG13	1:I:139:VAL:O	2.13	0.48
1:B:135:VAL:CG2	1:B:135:VAL:O	2.62	0.48
1:C:147:ARG:O	1:C:151:GLU:HG2	2.13	0.48
1:B:116:LEU:CD1	1:B:119:GLU:HA	2.40	0.48
1:B:12:ALA:HB1	1:B:13:PRO:HD2	1.95	0.48
1:G:147:ARG:CB	1:G:147:ARG:HH11	2.20	0.48
1:D:151:GLU:OE1	1:D:155:MET:HG2	2.14	0.48
1:H:35:GLY:O	1:H:36:VAL:HG23	2.13	0.48
1:I:49:CYS:HB3	1:I:51:THR:HG23	1.95	0.48

*Continued on next page...*

*Continued from previous page...*

Atom-1	Atom-2	Interatomic distance (Å)	Clash overlap (Å)
1:G:33:LYS:CD	1:G:67:GLY:HA2	2.43	0.48
1:I:33:LYS:CD	1:I:67:GLY:HA2	2.44	0.48
1:A:68:PHE:HE2	1:A:156:VAL:HG13	1.77	0.48
1:C:11:LYS:HE2	1:C:24:HIS:HB3	1.95	0.48
1:B:39:PHE:HE2	1:B:70:VAL:HG12	1.79	0.48
1:F:85:LYS:HE2	1:F:97:VAL:CG2	2.44	0.48
1:H:33:LYS:HZ3	1:H:33:LYS:HB2	1.76	0.48
1:J:143:LEU:HB2	2:J:203:HOH:O	2.13	0.48
1:A:157:ASP:O	1:A:158:ALA:C	2.51	0.48
1:E:1:MET:HE2	1:F:114:ASP:O	2.13	0.48
1:H:44:ASP:HA	1:H:84:TRP:CZ3	2.49	0.48
1:G:31:LEU:HA	1:G:36:VAL:HG21	1.96	0.48
1:D:151:GLU:HA	1:D:154:ARG:NH1	2.29	0.47
1:H:143:LEU:CB	1:H:144:PRO:HD2	2.44	0.47
1:B:151:GLU:HA	1:B:154:ARG:NH1	2.29	0.47
1:G:37:ILE:HG23	1:G:152:MET:HE2	1.95	0.47
1:B:162:PHE:O	1:B:166:GLY:HA2	2.13	0.47
1:A:150:ASP:O	1:A:154:ARG:HG3	2.14	0.47
1:C:151:GLU:OE2	1:D:154:ARG:HD2	2.13	0.47
1:H:48:VAL:HG13	1:H:49:CYS:H	1.75	0.47
1:B:136:ARG:HB3	1:B:136:ARG:NH1	2.29	0.47
1:F:33:LYS:HZ3	1:F:33:LYS:HB2	1.78	0.47
1:F:136:ARG:NH1	1:F:136:ARG:CB	2.77	0.47
1:E:151:GLU:OE2	1:F:154:ARG:HD2	2.15	0.47
1:D:60:VAL:HG23	1:D:61:LYS:HE2	1.96	0.47
1:C:25:PHE:CD2	1:C:25:PHE:C	2.87	0.47
1:H:79:GLN:CG	1:I:43:LYS:HD3	2.44	0.47
1:I:16:LEU:HD11	1:I:22:ASP:HB2	1.96	0.47
1:B:159:LEU:HD23	1:B:159:LEU:O	2.14	0.47
1:H:162:PHE:O	1:H:166:GLY:HA2	2.14	0.47
1:A:1:MET:HE2	1:B:114:ASP:O	2.13	0.47
1:G:150:ASP:O	1:G:154:ARG:HG3	2.14	0.47
1:G:147:ARG:O	1:G:151:GLU:HG2	2.14	0.47
1:A:16:LEU:HD11	1:A:22:ASP:HB2	1.97	0.47
1:E:33:LYS:CD	1:E:67:GLY:HA2	2.44	0.47
1:D:164:GLU:O	1:D:166:GLY:N	2.47	0.47
1:E:70:VAL:O	1:E:99:PHE:HB2	2.14	0.47
1:F:135:VAL:O	1:F:135:VAL:CG2	2.63	0.47
1:H:151:GLU:OE1	1:H:155:MET:HG2	2.15	0.47
1:D:55:ALA:HB1	1:D:149:ALA:HB3	1.97	0.47
1:A:142:ASP:OD2	1:B:136:ARG:NH1	2.47	0.47

*Continued on next page...*

*Continued from previous page...*

Atom-1	Atom-2	Interatomic distance (Å)	Clash overlap (Å)
1:I:151:GLU:OE2	1:J:154:ARG:HD2	2.14	0.47
1:D:136:ARG:CA	1:D:136:ARG:HH11	2.26	0.47
1:H:39:PHE:O	1:H:72:GLY:HA2	2.14	0.47
1:B:26:GLU:O	1:B:30:ASN:ND2	2.47	0.47
1:I:1:MET:HE2	1:J:114:ASP:O	2.14	0.47
1:I:85:LYS:HE3	1:I:97:VAL:H	1.80	0.47
1:F:85:LYS:HE2	1:F:97:VAL:HG22	1.96	0.47
1:I:147:ARG:CB	1:I:147:ARG:HH11	2.24	0.47
1:E:31:LEU:HA	1:E:36:VAL:HG21	1.97	0.47
1:J:130:ASP:OD2	1:J:136:ARG:HD3	2.15	0.47
1:E:131:LYS:HD2	1:E:131:LYS:H	1.79	0.47
1:B:161:HIS:HB3	1:B:165:HIS:HE1	1.80	0.47
1:I:2:VAL:HG12	1:I:135:VAL:HG11	1.97	0.47
1:F:136:ARG:NH1	1:F:136:ARG:HA	2.22	0.47
1:A:82:PHE:CZ	1:A:86:ASN:ND2	2.83	0.47
1:F:148:ASN:ND2	1:F:148:ASN:N	2.63	0.47
1:F:143:LEU:CB	1:F:145:LEU:HD11	2.44	0.47
1:J:26:GLU:O	1:J:30:ASN:ND2	2.46	0.47
1:G:2:VAL:HG12	1:G:135:VAL:HG11	1.97	0.47
1:D:74:SER:HB3	1:D:81:HIS:HE1	1.80	0.47
1:J:42:PRO:HD3	1:J:124:ARG:HG3	1.96	0.46
1:B:52:GLU:HG2	1:B:124:ARG:HH12	1.80	0.46
1:J:136:ARG:NH1	1:J:136:ARG:HB3	2.29	0.46
1:C:33:LYS:CD	1:C:67:GLY:HA2	2.45	0.46
1:D:21:VAL:HG23	1:D:21:VAL:O	2.15	0.46
1:H:35:GLY:C	1:H:36:VAL:HG23	2.35	0.46
1:J:164:GLU:O	1:J:166:GLY:N	2.46	0.46
1:E:6:LEU:HD23	1:E:6:LEU:C	2.34	0.46
1:C:49:CYS:HB3	1:C:51:THR:HG23	1.97	0.46
1:D:145:LEU:HG	1:D:145:LEU:H	1.33	0.46
1:D:168:VAL:HG22	1:D:169:CYS:N	2.31	0.46
1:F:94:ILE:HG23	1:F:95:GLY:O	2.15	0.46
1:E:134:LYS:HB2	1:E:134:LYS:HE2	1.68	0.46
1:D:52:GLU:HG2	1:D:124:ARG:HH11	1.77	0.46
1:J:151:GLU:HA	1:J:154:ARG:HH12	1.81	0.46
1:E:157:ASP:O	1:E:158:ALA:C	2.52	0.46
1:H:75:ILE:C	1:H:75:ILE:HD12	2.35	0.46
1:B:41:TRP:CE2	1:B:74:SER:HB2	2.50	0.46
1:C:147:ARG:CB	1:C:147:ARG:HH11	2.24	0.46
1:J:3:VAL:C	1:J:4:THR:HG23	2.36	0.46
1:E:47:PHE:C	1:F:173:TRP:HH2	2.19	0.46

*Continued on next page...*



*Continued from previous page...*

Atom-1	Atom-2	Interatomic distance (Å)	Clash overlap (Å)
1:G:157:ASP:O	1:G:158:ALA:C	2.53	0.46
1:H:139:VAL:O	1:H:139:VAL:HG13	2.16	0.46
1:B:55:ALA:CB	1:B:149:ALA:HB3	2.46	0.46
1:G:11:LYS:HE2	1:G:24:HIS:HB3	1.97	0.46
1:F:161:HIS:HB3	1:F:165:HIS:CE1	2.50	0.46
1:B:48:VAL:HG13	1:B:49:CYS:H	1.76	0.46
1:A:89:VAL:O	1:B:173:TRP:O	2.34	0.46
1:G:16:LEU:HD11	1:G:22:ASP:HB2	1.98	0.46
1:F:74:SER:HB3	1:F:81:HIS:HE1	1.81	0.46
1:I:59:ARG:HG3	1:I:59:ARG:HH11	1.80	0.46
1:J:49:CYS:HA	1:J:50:PRO:HD3	1.74	0.46
1:B:49:CYS:HA	1:B:50:PRO:HD3	1.74	0.46
1:G:3:VAL:HG21	1:H:140:ILE:HD11	1.98	0.46
1:F:168:VAL:HG22	1:F:169:CYS:H	1.80	0.46
1:B:35:GLY:C	1:B:36:VAL:HG23	2.36	0.46
1:G:131:LYS:H	1:G:131:LYS:CD	2.29	0.46
1:D:159:LEU:HD23	1:D:159:LEU:O	2.16	0.46
1:I:157:ASP:O	1:I:158:ALA:C	2.54	0.46
1:F:161:HIS:HB3	1:F:165:HIS:HE1	1.80	0.46
1:E:8:PRO:HD2	1:E:113:TYR:CZ	2.51	0.46
1:H:3:VAL:C	1:H:4:THR:HG23	2.36	0.46
1:E:162:PHE:HA	1:E:165:HIS:O	2.16	0.46
1:A:147:ARG:O	1:A:151:GLU:HG2	2.14	0.46
1:H:55:ALA:HB1	1:H:149:ALA:HB3	1.96	0.46
1:I:89:VAL:O	1:J:173:TRP:O	2.33	0.46
1:D:162:PHE:O	1:D:166:GLY:HA2	2.15	0.46
1:H:164:GLU:O	1:H:166:GLY:N	2.46	0.46
1:B:23:GLU:HA	1:B:23:GLU:OE1	2.14	0.46
1:H:137:HIS:CE1	1:H:155:MET:HG3	2.51	0.46
1:B:136:ARG:NH1	1:B:136:ARG:HA	2.25	0.46
1:I:31:LEU:HA	1:I:36:VAL:HG21	1.96	0.46
1:I:131:LYS:H	1:I:131:LYS:CD	2.29	0.46
1:D:39:PHE:O	1:D:72:GLY:HA2	2.16	0.46
1:G:139:VAL:O	1:G:139:VAL:HG13	2.15	0.46
1:D:141:ASN:ND2	1:D:143:LEU:H	2.14	0.45
1:I:3:VAL:CG2	1:J:140:ILE:HD11	2.45	0.45
1:D:6:LEU:HA	1:D:6:LEU:HD23	1.79	0.45
1:C:31:LEU:HA	1:C:36:VAL:HG21	1.98	0.45
1:J:136:ARG:HH11	1:J:136:ARG:CA	2.26	0.45
1:J:61:LYS:HA	1:J:61:LYS:HD3	1.67	0.45
1:H:74:SER:HB3	1:H:81:HIS:CE1	2.49	0.45

*Continued on next page...*

*Continued from previous page...*

Atom-1	Atom-2	Interatomic distance (Å)	Clash overlap (Å)
1:H:161:HIS:HB3	1:H:165:HIS:CE1	2.51	0.45
1:F:44:ASP:HA	1:F:84:TRP:CZ3	2.51	0.45
1:F:48:VAL:CG1	1:F:49:CYS:N	2.73	0.45
1:B:123:LEU:HD23	1:B:140:ILE:HD13	1.98	0.45
1:F:61:LYS:HA	1:F:61:LYS:HD3	1.74	0.45
1:C:55:ALA:HB1	1:C:149:ALA:HB3	1.97	0.45
1:A:139:VAL:HG13	1:A:139:VAL:O	2.16	0.45
1:C:165:HIS:N	1:C:165:HIS:ND1	2.49	0.45
1:D:49:CYS:HA	1:D:50:PRO:HD3	1.71	0.45
1:C:68:PHE:HE2	1:C:156:VAL:HG13	1.81	0.45
1:I:55:ALA:HB1	1:I:149:ALA:HB3	1.98	0.45
1:I:8:PRO:HD2	1:I:113:TYR:CZ	2.51	0.45
1:J:3:VAL:O	1:J:4:THR:HG23	2.16	0.45
1:D:53:ILE:HG23	1:D:99:PHE:HZ	1.81	0.45
1:J:55:ALA:CB	1:J:149:ALA:HB3	2.47	0.45
1:G:31:LEU:H	1:G:31:LEU:HD22	1.80	0.45
1:C:44:ASP:OD1	1:C:81:HIS:ND1	2.46	0.45
1:H:11:LYS:HE3	1:H:24:HIS:HB3	1.98	0.45
1:H:39:PHE:HE2	1:H:70:VAL:HG12	1.81	0.45
1:H:96:GLN:HB3	1:H:96:GLN:HE21	1.52	0.45
1:A:141:ASN:HB3	1:B:137:HIS:CD2	2.50	0.45
1:H:85:LYS:HE2	1:H:97:VAL:CG2	2.46	0.45
1:A:3:VAL:HG11	1:B:140:ILE:CD1	2.46	0.45
1:J:136:ARG:HA	1:J:136:ARG:NH1	2.28	0.45
1:A:131:LYS:H	1:A:131:LYS:CD	2.29	0.45
1:G:77:SER:OG	1:G:80:VAL:HG13	2.16	0.45
1:J:2:VAL:O	1:J:135:VAL:CG2	2.65	0.45
1:B:74:SER:HA	2:B:200:HOH:O	2.16	0.45
1:C:70:VAL:O	1:C:99:PHE:HB2	2.17	0.45
1:I:150:ASP:OD2	1:I:154:ARG:HD2	2.17	0.45
1:H:148:ASN:ND2	1:H:148:ASN:N	2.63	0.45
1:H:50:PRO:HB3	1:H:94:ILE:HD11	1.98	0.45
1:D:42:PRO:HD3	1:D:124:ARG:HG3	1.99	0.45
1:E:128:LEU:N	1:E:152:MET:HE1	2.31	0.45
1:B:6:LEU:HD23	1:B:6:LEU:HA	1.83	0.45
1:F:89:VAL:HG23	1:F:90:GLU:N	2.32	0.45
1:B:8:PRO:HG2	1:B:113:TYR:CE1	2.52	0.45
1:A:111:ARG:HG3	1:A:116:LEU:HD12	1.99	0.45
1:J:142:ASP:OD2	1:J:142:ASP:C	2.55	0.45
1:F:52:GLU:HG2	1:F:124:ARG:HH11	1.78	0.45
1:I:3:VAL:HB	1:J:140:ILE:HD11	1.98	0.45

*Continued on next page...*

*Continued from previous page...*

Atom-1	Atom-2	Interatomic distance (Å)	Clash overlap (Å)
1:H:48:VAL:CG2	1:H:49:CYS:H	2.14	0.45
1:I:88:PRO:O	1:I:91:LYS:N	2.45	0.45
1:I:95:GLY:O	1:I:97:VAL:HG13	2.16	0.45
1:A:85:LYS:HE3	1:A:97:VAL:H	1.81	0.45
1:C:85:LYS:HE3	1:C:97:VAL:H	1.80	0.45
1:B:164:GLU:O	1:B:166:GLY:N	2.46	0.45
1:B:11:LYS:HE3	1:B:24:HIS:HB3	1.99	0.45
1:D:139:VAL:HG13	1:D:139:VAL:O	2.17	0.45
1:I:21:VAL:O	1:I:21:VAL:HG13	2.16	0.45
1:G:162:PHE:HA	1:G:165:HIS:O	2.16	0.45
1:D:50:PRO:HB3	1:D:94:ILE:HD11	1.98	0.45
1:H:35:GLY:O	1:H:36:VAL:CG2	2.64	0.45
1:F:35:GLY:C	1:F:36:VAL:HG23	2.38	0.45
1:F:60:VAL:HG23	1:F:61:LYS:N	2.32	0.45
1:F:96:GLN:HE21	1:F:96:GLN:HB3	1.56	0.45
1:J:94:ILE:HA	1:J:94:ILE:HD12	1.82	0.45
1:G:169:CYS:HG	1:H:49:CYS:CB	2.30	0.45
1:H:49:CYS:HA	1:H:50:PRO:HD3	1.73	0.45
1:C:88:PRO:O	1:C:91:LYS:N	2.47	0.45
1:F:136:ARG:HB3	1:F:136:ARG:CZ	2.46	0.45
1:H:8:PRO:HG2	1:H:113:TYR:CZ	2.52	0.45
1:A:128:LEU:N	1:A:152:MET:HE1	2.32	0.45
1:E:131:LYS:CD	1:E:131:LYS:H	2.30	0.45
1:C:150:ASP:O	1:C:154:ARG:HG3	2.17	0.45
1:D:104:ASP:OD2	1:D:107:LYS:HA	2.16	0.45
1:C:2:VAL:HG12	1:C:135:VAL:HG11	1.99	0.45
1:J:48:VAL:HG13	1:J:49:CYS:H	1.80	0.44
1:D:61:LYS:HA	1:D:61:LYS:HD3	1.74	0.44
1:A:37:ILE:HD12	1:A:152:MET:HE3	1.98	0.44
1:I:27:LEU:C	1:I:29:LYS:H	2.21	0.44
1:C:11:LYS:HA	1:C:25:PHE:O	2.16	0.44
1:E:59:ARG:HD3	1:E:153:LEU:HD22	2.00	0.44
1:G:27:LEU:O	1:G:29:LYS:N	2.50	0.44
1:G:59:ARG:HD3	1:G:153:LEU:HD22	1.99	0.44
1:B:50:PRO:HB3	1:B:94:ILE:HD11	1.98	0.44
1:F:46:THR:OG1	1:F:48:VAL:HG12	2.17	0.44
1:J:59:ARG:NH2	1:J:150:ASP:CB	2.78	0.44
1:E:111:ARG:HG3	1:E:116:LEU:HD12	1.99	0.44
1:F:51:THR:OG1	1:F:52:GLU:N	2.51	0.44
1:E:68:PHE:HE2	1:E:156:VAL:HG13	1.82	0.44
1:A:31:LEU:H	1:A:31:LEU:HD22	1.81	0.44

*Continued on next page...*

*Continued from previous page...*

Atom-1	Atom-2	Interatomic distance (Å)	Clash overlap (Å)
1:I:27:LEU:O	1:I:29:LYS:N	2.50	0.44
1:H:61:LYS:HD3	1:H:61:LYS:HA	1.76	0.44
1:D:11:LYS:CE	1:D:24:HIS:HB3	2.47	0.44
1:A:146:GLY:HA2	2:A:206:HOH:O	2.17	0.44
1:D:41:TRP:CE2	1:D:74:SER:HB2	2.53	0.44
1:J:75:ILE:HD12	1:J:75:ILE:C	2.38	0.44
1:I:163:GLU:HA	1:I:163:GLU:OE1	2.17	0.44
1:I:162:PHE:HA	1:I:165:HIS:O	2.18	0.44
1:D:135:VAL:O	1:D:135:VAL:CG2	2.63	0.44
1:A:31:LEU:HA	1:A:36:VAL:HG21	1.99	0.44
1:D:77:SER:O	1:D:80:VAL:HG13	2.17	0.44
1:J:139:VAL:O	1:J:139:VAL:HG13	2.17	0.44
1:D:96:GLN:HB3	1:D:96:GLN:HE21	1.52	0.44
1:C:118:GLU:N	2:C:202:HOH:O	2.50	0.44
1:J:85:LYS:HE2	1:J:97:VAL:CG2	2.48	0.44
1:F:49:CYS:HA	1:F:50:PRO:HD3	1.72	0.44
1:F:55:ALA:CB	1:F:149:ALA:HB3	2.47	0.44
1:A:11:LYS:HA	1:A:25:PHE:O	2.17	0.44
1:B:174:ARG:HH11	1:B:174:ARG:CG	2.30	0.44
1:E:2:VAL:HG12	1:E:135:VAL:HG11	2.00	0.44
1:I:70:VAL:O	1:I:99:PHE:HB2	2.18	0.44
1:I:165:HIS:N	1:I:165:HIS:ND1	2.52	0.44
1:H:169:CYS:CB	1:H:170:PRO:CD	2.92	0.44
1:C:6:LEU:HD23	1:C:7:ALA:C	2.37	0.44
1:J:74:SER:HB3	1:J:81:HIS:CE1	2.51	0.44
1:B:42:PRO:HD3	1:B:124:ARG:HG3	2.00	0.44
1:C:95:GLY:O	1:C:97:VAL:HG13	2.17	0.44
1:A:25:PHE:CD2	1:A:25:PHE:C	2.91	0.44
1:B:75:ILE:C	1:B:75:ILE:HD12	2.38	0.44
1:F:139:VAL:HG12	1:F:152:MET:CE	2.47	0.44
1:E:55:ALA:HB1	1:E:149:ALA:HB3	1.99	0.44
1:E:150:ASP:OD2	1:E:154:ARG:HD2	2.17	0.44
1:A:134:LYS:HE2	1:A:134:LYS:HB2	1.67	0.44
1:C:141:ASN:HB3	1:D:137:HIS:CD2	2.53	0.44
1:H:49:CYS:HB2	1:H:51:THR:HG23	1.98	0.44
1:F:35:GLY:O	1:F:36:VAL:HG23	2.18	0.44
1:G:68:PHE:HE2	1:G:156:VAL:HG13	1.82	0.44
1:D:79:GLN:CG	1:E:43:LYS:HD3	2.48	0.44
1:C:59:ARG:HD3	1:C:153:LEU:HD22	1.99	0.44
1:G:1:MET:HE2	1:H:114:ASP:O	2.18	0.44
1:A:162:PHE:HA	1:A:165:HIS:O	2.18	0.44

*Continued on next page...*

*Continued from previous page...*

Atom-1	Atom-2	Interatomic distance (Å)	Clash overlap (Å)
1:J:135:VAL:CG2	1:J:135:VAL:O	2.65	0.44
1:J:140:ILE:C	1:J:140:ILE:CD1	2.83	0.44
1:C:162:PHE:HA	1:C:165:HIS:O	2.18	0.44
1:D:33:LYS:HZ2	1:D:33:LYS:HB2	1.82	0.44
1:J:159:LEU:HD23	1:J:159:LEU:C	2.38	0.44
1:J:50:PRO:HB3	1:J:94:ILE:HD11	2.00	0.43
1:D:169:CYS:CB	1:D:170:PRO:CD	2.92	0.43
1:F:116:LEU:HD11	1:F:119:GLU:CA	2.39	0.43
1:C:16:LEU:HD11	1:C:22:ASP:HB2	2.00	0.43
1:F:54:ILE:O	1:F:58:LYS:HG2	2.17	0.43
1:D:137:HIS:CE1	1:D:155:MET:HG3	2.52	0.43
1:H:141:ASN:HD21	1:H:143:LEU:HB2	1.83	0.43
1:B:35:GLY:O	1:B:36:VAL:CG2	2.65	0.43
1:D:35:GLY:C	1:D:36:VAL:HG23	2.37	0.43
1:I:68:PHE:HE2	1:I:156:VAL:HG13	1.82	0.43
1:J:89:VAL:HG23	1:J:90:GLU:N	2.32	0.43
1:C:131:LYS:HD2	1:C:131:LYS:H	1.82	0.43
1:F:105:ILE:HG23	1:F:106:THR:HG23	2.00	0.43
1:H:135:VAL:O	1:H:135:VAL:CG2	2.67	0.43
1:F:136:ARG:HH11	1:F:136:ARG:CB	2.31	0.43
1:F:60:VAL:HG23	1:F:61:LYS:HE2	2.00	0.43
1:I:25:PHE:CD2	1:I:25:PHE:C	2.91	0.43
1:B:74:SER:HB3	1:B:81:HIS:HE1	1.83	0.43
1:I:134:LYS:HE2	1:I:134:LYS:HB2	1.66	0.43
1:E:139:VAL:O	1:E:139:VAL:HG13	2.18	0.43
1:C:123:LEU:HB3	1:C:140:ILE:HD13	1.99	0.43
1:I:150:ASP:O	1:I:154:ARG:HG3	2.18	0.43
1:D:105:ILE:HG23	1:D:106:THR:HG23	2.01	0.43
1:A:2:VAL:HG12	1:A:135:VAL:HG11	2.00	0.43
1:C:27:LEU:O	1:C:29:LYS:N	2.52	0.43
1:A:55:ALA:HB1	1:A:149:ALA:HB3	2.00	0.43
1:A:164:GLU:HB2	1:A:165:HIS:H	1.68	0.43
1:J:169:CYS:CB	1:J:170:PRO:CD	2.93	0.43
1:E:95:GLY:O	1:E:97:VAL:HG13	2.19	0.43
1:B:60:VAL:HG23	1:B:61:LYS:N	2.33	0.43
1:F:33:LYS:HG3	1:F:34:ASN:ND2	2.33	0.43
1:D:107:LYS:HB2	1:D:111:ARG:NH2	2.34	0.43
1:E:59:ARG:HG3	1:E:59:ARG:HH11	1.82	0.43
1:C:162:PHE:O	1:C:163:GLU:C	2.57	0.43
1:B:59:ARG:NH2	1:B:150:ASP:CB	2.81	0.43
1:D:33:LYS:HZ3	1:D:33:LYS:HB2	1.83	0.43

*Continued on next page...*

*Continued from previous page...*

Atom-1	Atom-2	Interatomic distance (Å)	Clash overlap (Å)
1:H:55:ALA:CB	1:H:149:ALA:HB3	2.49	0.43
1:C:144:PRO:O	1:C:145:LEU:C	2.57	0.43
1:G:82:PHE:CZ	1:G:86:ASN:ND2	2.87	0.43
1:E:27:LEU:C	1:E:29:LYS:H	2.22	0.43
1:D:151:GLU:OE1	1:D:155:MET:CG	2.67	0.43
1:G:3:VAL:HB	1:H:140:ILE:HD11	2.00	0.43
1:E:162:PHE:CD1	1:E:167:GLU:OE1	2.72	0.43
1:D:168:VAL:HG22	1:D:169:CYS:H	1.83	0.43
1:D:48:VAL:CG2	1:D:49:CYS:H	2.14	0.43
1:E:85:LYS:CA	1:E:94:ILE:HG22	2.44	0.43
1:C:36:VAL:CG1	1:C:37:ILE:H	2.30	0.43
1:I:31:LEU:H	1:I:31:LEU:CD2	2.32	0.43
1:B:174:ARG:N	2:B:199:HOH:O	2.48	0.43
1:C:77:SER:OG	1:C:80:VAL:HG13	2.19	0.43
1:C:123:LEU:HB3	1:C:140:ILE:CD1	2.49	0.43
1:H:47:PHE:CZ	1:I:79:GLN:HA	2.53	0.43
1:J:143:LEU:HD23	1:J:144:PRO:HD2	2.01	0.43
1:A:78:GLU:CD	1:A:79:GLN:NE2	2.72	0.43
1:C:134:LYS:HE2	1:C:134:LYS:HB2	1.67	0.43
1:G:95:GLY:O	1:G:97:VAL:HG13	2.19	0.43
1:H:6:LEU:HA	1:H:6:LEU:HD23	1.78	0.43
1:I:6:LEU:HA	1:I:133:MET:O	2.19	0.43
1:A:106:THR:HG22	1:J:120:ALA:HB2	2.01	0.43
1:B:10:PHE:CD1	1:B:10:PHE:C	2.92	0.43
1:B:17:GLY:C	1:B:19:ASN:H	2.21	0.43
1:F:143:LEU:CD2	1:F:144:PRO:HD2	2.49	0.43
1:E:44:ASP:OD1	1:E:81:HIS:ND1	2.51	0.43
1:G:55:ALA:HB1	1:G:149:ALA:HB3	2.00	0.43
1:J:51:THR:OG1	1:J:52:GLU:N	2.52	0.42
1:B:51:THR:OG1	1:B:52:GLU:N	2.52	0.42
1:D:49:CYS:HB2	1:D:51:THR:HG23	2.00	0.42
1:B:31:LEU:HD22	1:B:36:VAL:CG2	2.49	0.42
1:F:6:LEU:HD23	1:F:6:LEU:HA	1.81	0.42
1:E:25:PHE:C	1:E:25:PHE:CD2	2.92	0.42
1:I:144:PRO:O	1:I:145:LEU:C	2.57	0.42
1:B:142:ASP:C	1:B:142:ASP:OD2	2.57	0.42
1:A:162:PHE:O	1:A:163:GLU:C	2.57	0.42
1:E:31:LEU:H	1:E:31:LEU:CD2	2.32	0.42
1:C:36:VAL:CG1	1:C:37:ILE:N	2.81	0.42
1:A:6:LEU:HD23	1:A:7:ALA:C	2.39	0.42
1:D:88:PRO:HD2	1:D:91:LYS:HD2	1.99	0.42

*Continued on next page...*

*Continued from previous page...*

Atom-1	Atom-2	Interatomic distance (Å)	Clash overlap (Å)
1:E:89:VAL:O	1:F:173:TRP:O	2.37	0.42
1:J:11:LYS:HA	1:J:25:PHE:O	2.19	0.42
1:G:142:ASP:OD2	1:H:136:ARG:NH1	2.51	0.42
1:H:130:ASP:OD2	1:H:136:ARG:HD3	2.18	0.42
1:E:37:ILE:HG23	1:E:152:MET:HE2	2.00	0.42
1:C:31:LEU:HD22	1:C:31:LEU:H	1.84	0.42
1:J:143:LEU:HG	1:J:144:PRO:CD	2.49	0.42
1:C:27:LEU:C	1:C:29:LYS:H	2.22	0.42
1:F:130:ASP:OD1	1:F:130:ASP:C	2.58	0.42
1:G:151:GLU:OE2	1:H:154:ARG:HD2	2.20	0.42
1:H:151:GLU:HA	1:H:154:ARG:HH12	1.84	0.42
1:F:77:SER:HG	1:F:80:VAL:HG12	1.84	0.42
1:D:60:VAL:HG23	1:D:61:LYS:N	2.34	0.42
1:H:159:LEU:HD23	1:H:159:LEU:C	2.40	0.42
1:C:22:ASP:OD1	1:C:23:GLU:N	2.53	0.42
1:G:89:VAL:O	1:H:173:TRP:O	2.37	0.42
1:G:47:PHE:C	1:H:173:TRP:HH2	2.22	0.42
1:E:6:LEU:HA	1:E:133:MET:O	2.18	0.42
1:E:12:ALA:HB1	1:E:13:PRO:CD	2.50	0.42
1:B:96:GLN:HE21	1:B:96:GLN:HB3	1.52	0.42
1:F:88:PRO:CG	1:F:91:LYS:HD2	2.49	0.42
1:B:46:THR:OG1	1:B:48:VAL:HG12	2.20	0.42
1:F:3:VAL:C	1:F:4:THR:HG23	2.40	0.42
1:D:125:GLY:HA2	1:D:140:ILE:HA	2.01	0.42
1:H:151:GLU:C	1:H:151:GLU:OE1	2.58	0.42
1:D:55:ALA:CB	1:D:149:ALA:HB3	2.49	0.42
1:I:123:LEU:HB3	1:I:140:ILE:CD1	2.49	0.42
1:G:165:HIS:N	1:G:165:HIS:ND1	2.48	0.42
1:D:35:GLY:O	1:D:36:VAL:CG2	2.67	0.42
1:C:128:LEU:HB2	1:C:152:MET:CE	2.49	0.42
1:B:44:ASP:HA	1:B:84:TRP:CH2	2.54	0.42
1:E:150:ASP:O	1:E:154:ARG:HG3	2.18	0.42
1:J:46:THR:OG1	1:J:48:VAL:HG12	2.19	0.42
1:H:42:PRO:HD3	1:H:124:ARG:HG3	2.02	0.42
1:D:59:ARG:NH2	1:D:150:ASP:CB	2.82	0.42
1:D:116:LEU:CD1	1:D:119:GLU:HA	2.38	0.42
1:C:37:ILE:HG23	1:C:152:MET:HE2	2.01	0.42
1:E:27:LEU:O	1:E:29:LYS:N	2.52	0.42
1:B:3:VAL:O	1:B:4:THR:OG1	2.28	0.42
1:E:163:GLU:OE1	1:E:163:GLU:HA	2.20	0.42
1:F:143:LEU:HD23	1:F:144:PRO:HD2	2.00	0.42

*Continued on next page...*

*Continued from previous page...*

Atom-1	Atom-2	Interatomic distance (Å)	Clash overlap (Å)
1:I:28:SER:C	1:I:29:LYS:HD2	2.39	0.42
1:J:174:ARG:CG	1:J:174:ARG:HH11	2.32	0.42
1:B:40:PHE:CD2	1:B:73:VAL:HG22	2.54	0.42
1:A:139:VAL:HG23	1:B:137:HIS:NE2	2.34	0.42
1:D:141:ASN:ND2	1:D:142:ASP:N	2.67	0.42
1:D:170:PRO:O	1:D:172:GLY:N	2.52	0.42
1:G:162:PHE:CD1	1:G:167:GLU:OE1	2.73	0.42
1:G:25:PHE:C	1:G:25:PHE:CD2	2.93	0.42
1:A:144:PRO:O	1:A:145:LEU:C	2.58	0.42
1:F:164:GLU:O	1:F:166:GLY:N	2.52	0.42
1:B:139:VAL:HG12	1:B:152:MET:CE	2.49	0.42
1:B:39:PHE:O	1:B:72:GLY:HA2	2.19	0.42
1:J:12:ALA:HB1	1:J:13:PRO:HD2	2.01	0.42
1:B:21:VAL:HG23	1:B:21:VAL:O	2.18	0.42
1:E:22:ASP:OD1	1:E:23:GLU:N	2.53	0.42
1:H:59:ARG:NH2	1:H:150:ASP:CB	2.82	0.42
1:B:161:HIS:HB3	1:B:165:HIS:CE1	2.54	0.42
1:G:27:LEU:C	1:G:29:LYS:H	2.23	0.42
1:B:88:PRO:HG2	1:B:91:LYS:HD2	2.02	0.42
1:J:21:VAL:O	1:J:21:VAL:HG23	2.19	0.42
1:H:151:GLU:OE1	1:H:155:MET:CG	2.68	0.42
1:D:46:THR:OG1	1:D:48:VAL:HG12	2.19	0.42
1:I:128:LEU:N	1:I:152:MET:HE1	2.34	0.42
1:A:24:HIS:ND1	1:A:24:HIS:N	2.68	0.42
1:C:24:HIS:ND1	1:C:24:HIS:N	2.67	0.42
1:E:146:GLY:HA2	2:E:201:HOH:O	2.18	0.42
1:I:53:ILE:HG23	1:I:99:PHE:HZ	1.84	0.42
1:G:10:PHE:O	1:G:26:GLU:HA	2.20	0.42
1:E:10:PHE:O	1:E:26:GLU:HA	2.20	0.42
1:F:21:VAL:HG23	1:F:21:VAL:O	2.20	0.42
1:C:1:MET:HE2	1:D:114:ASP:O	2.20	0.42
1:I:77:SER:OG	1:I:80:VAL:HG13	2.19	0.42
1:D:137:HIS:CD2	1:D:138:ALA:N	2.87	0.41
1:D:151:GLU:OE1	1:D:151:GLU:C	2.59	0.41
1:E:128:LEU:HB2	1:E:152:MET:CE	2.50	0.41
1:C:25:PHE:HD2	1:C:25:PHE:C	2.23	0.41
1:A:57:ASP:O	1:A:60:VAL:HG13	2.20	0.41
1:J:168:VAL:HG22	1:J:169:CYS:H	1.85	0.41
1:I:19:ASN:ND2	1:I:85:LYS:HE2	2.34	0.41
1:A:85:LYS:CA	1:A:94:ILE:HG22	2.42	0.41
1:A:95:GLY:O	1:A:97:VAL:HG13	2.19	0.41

*Continued on next page...*



*Continued from previous page...*

Atom-1	Atom-2	Interatomic distance (Å)	Clash overlap (Å)
1:E:36:VAL:CG1	1:E:37:ILE:H	2.29	0.41
1:J:35:GLY:C	1:J:36:VAL:HG23	2.40	0.41
1:G:50:PRO:O	1:G:51:THR:C	2.59	0.41
1:G:144:PRO:O	1:G:145:LEU:C	2.58	0.41
1:I:47:PHE:C	1:J:173:TRP:HH2	2.24	0.41
1:C:82:PHE:CZ	1:C:86:ASN:ND2	2.88	0.41
1:E:82:PHE:CZ	1:E:86:ASN:ND2	2.89	0.41
1:C:87:THR:HB	1:C:93:GLY:HA3	2.01	0.41
1:E:20:GLU:OE2	1:E:20:GLU:HA	2.21	0.41
1:F:169:CYS:CB	1:F:170:PRO:CD	2.96	0.41
1:H:17:GLY:C	1:H:19:ASN:H	2.24	0.41
1:C:169:CYS:HG	1:D:49:CYS:CB	2.33	0.41
1:D:136:ARG:CZ	1:D:136:ARG:HB3	2.49	0.41
1:B:57:ASP:O	1:B:60:VAL:HG22	2.20	0.41
1:G:150:ASP:OD2	1:G:154:ARG:HD2	2.20	0.41
1:A:70:VAL:O	1:A:99:PHE:HB2	2.20	0.41
1:I:123:LEU:HB3	1:I:140:ILE:HD13	2.03	0.41
1:C:68:PHE:CD2	1:C:156:VAL:HG13	2.55	0.41
1:A:31:LEU:HD12	1:A:36:VAL:HG23	2.02	0.41
1:G:6:LEU:HD23	1:G:7:ALA:C	2.40	0.41
1:E:6:LEU:HD23	1:E:7:ALA:C	2.41	0.41
1:C:131:LYS:CD	1:C:131:LYS:H	2.33	0.41
1:H:125:GLY:HA2	1:H:140:ILE:HA	2.02	0.41
1:J:116:LEU:HD11	1:J:119:GLU:CA	2.36	0.41
1:D:18:ASN:C	1:D:18:ASN:OD1	2.59	0.41
1:J:6:LEU:HD23	1:J:6:LEU:HA	1.77	0.41
1:C:78:GLU:CG	1:C:79:GLN:NE2	2.83	0.41
1:D:57:ASP:O	1:D:60:VAL:HG22	2.20	0.41
1:I:162:PHE:O	1:I:163:GLU:C	2.58	0.41
1:F:94:ILE:HA	1:F:94:ILE:HD12	1.85	0.41
1:J:143:LEU:CD2	1:J:144:PRO:HD2	2.50	0.41
1:G:59:ARG:HG3	1:G:59:ARG:HH11	1.86	0.41
1:C:148:ASN:N	1:C:148:ASN:HD22	2.18	0.41
1:F:53:ILE:HG23	1:F:99:PHE:HZ	1.86	0.41
1:B:148:ASN:HD22	1:B:149:ALA:H	1.68	0.41
1:D:174:ARG:HH11	1:D:174:ARG:CG	2.30	0.41
1:G:148:ASN:N	1:G:148:ASN:HD22	2.19	0.41
1:D:75:ILE:C	1:D:75:ILE:HD12	2.41	0.41
1:G:70:VAL:O	1:G:99:PHE:HB2	2.19	0.41
1:D:49:CYS:C	1:D:51:THR:H	2.24	0.41
1:G:85:LYS:CA	1:G:94:ILE:HG22	2.40	0.41

*Continued on next page...*

*Continued from previous page...*

Atom-1	Atom-2	Interatomic distance (Å)	Clash overlap (Å)
1:E:17:GLY:N	2:E:203:HOH:O	2.37	0.41
1:B:159:LEU:HD23	1:B:159:LEU:C	2.40	0.41
1:B:9:ASP:OD1	1:B:10:PHE:N	2.51	0.41
1:D:45:PHE:CZ	1:D:84:TRP:HA	2.56	0.41
1:G:116:LEU:HA	1:G:116:LEU:HD23	1.82	0.41
1:J:52:GLU:HB2	1:J:53:ILE:HD12	2.02	0.41
1:E:123:LEU:HB3	1:E:140:ILE:HD13	2.02	0.41
1:G:123:LEU:HB3	1:G:140:ILE:HD13	2.03	0.41
1:E:169:CYS:SG	1:F:49:CYS:SG	3.04	0.41
1:F:49:CYS:HB2	1:F:51:THR:HG23	2.02	0.41
1:C:164:GLU:HB2	1:C:165:HIS:H	1.70	0.41
1:I:85:LYS:CA	1:I:94:ILE:HG22	2.41	0.41
1:J:148:ASN:HD22	1:J:148:ASN:N	2.18	0.41
1:J:66:LYS:CE	1:J:157:ASP:OD1	2.66	0.41
1:E:77:SER:OG	1:E:80:VAL:HG13	2.21	0.41
1:A:78:GLU:CG	1:A:79:GLN:NE2	2.83	0.41
1:B:79:GLN:NE2	1:C:43:LYS:NZ	2.69	0.41
1:E:22:ASP:OD1	1:E:24:HIS:N	2.53	0.41
1:H:73:VAL:HB	1:H:102:VAL:HB	2.03	0.41
1:B:88:PRO:CG	1:B:91:LYS:HD2	2.51	0.41
1:C:130:ASP:OD1	1:C:130:ASP:C	2.59	0.41
1:I:162:PHE:CD1	1:I:167:GLU:OE1	2.74	0.41
1:A:163:GLU:OE1	1:A:163:GLU:HA	2.21	0.41
1:E:123:LEU:HB3	1:E:140:ILE:CD1	2.51	0.41
1:B:148:ASN:N	1:B:148:ASN:ND2	2.69	0.41
1:H:136:ARG:NH1	1:H:136:ARG:HA	2.28	0.41
1:B:32:GLY:H	1:B:36:VAL:HG23	1.86	0.41
1:A:68:PHE:CD2	1:A:156:VAL:HG13	2.56	0.41
1:I:36:VAL:CG1	1:I:37:ILE:N	2.81	0.41
1:D:136:ARG:NH1	1:D:136:ARG:CB	2.83	0.41
1:H:60:VAL:HG23	1:H:61:LYS:HE2	2.02	0.41
1:H:60:VAL:HG23	1:H:61:LYS:N	2.36	0.41
1:C:6:LEU:HA	1:C:133:MET:O	2.21	0.41
1:C:6:LEU:CD2	1:C:7:ALA:O	2.67	0.41
1:H:41:TRP:CE2	1:H:74:SER:HB2	2.57	0.41
1:J:39:PHE:O	1:J:72:GLY:HA2	2.20	0.41
1:F:142:ASP:C	1:F:142:ASP:OD2	2.60	0.41
1:A:162:PHE:CD1	1:A:167:GLU:OE1	2.74	0.40
1:H:3:VAL:O	1:H:4:THR:HG23	2.21	0.40
1:C:85:LYS:CA	1:C:94:ILE:HG22	2.41	0.40
1:G:88:PRO:O	1:G:91:LYS:N	2.50	0.40

*Continued on next page...*

*Continued from previous page...*

Atom-1	Atom-2	Interatomic distance (Å)	Clash overlap (Å)
1:D:32:GLY:H	1:D:36:VAL:HG23	1.85	0.40
1:H:88:PRO:HB3	1:H:90:GLU:OE2	2.21	0.40
1:I:42:PRO:HB3	1:I:121:ILE:HD12	2.03	0.40
1:F:11:LYS:HA	1:F:25:PHE:O	2.21	0.40
1:B:124:ARG:HG2	1:B:124:ARG:NH1	2.37	0.40
1:C:163:GLU:HA	1:C:163:GLU:OE1	2.20	0.40
1:G:68:PHE:CD2	1:G:156:VAL:HG13	2.56	0.40
1:A:28:SER:C	1:A:29:LYS:HD2	2.41	0.40
1:F:174:ARG:HH11	1:F:174:ARG:CG	2.32	0.40
1:F:75:ILE:C	1:F:75:ILE:HD12	2.41	0.40
1:D:2:VAL:O	1:D:135:VAL:CG2	2.70	0.40
1:B:169:CYS:O	1:B:170:PRO:C	2.60	0.40
1:G:163:GLU:HA	1:G:163:GLU:OE1	2.21	0.40
1:E:65:GLU:C	1:E:67:GLY:H	2.25	0.40
1:E:80:VAL:O	1:E:81:HIS:C	2.60	0.40
1:I:24:HIS:N	1:I:24:HIS:ND1	2.69	0.40
1:D:77:SER:OG	1:D:79:GLN:HG2	2.21	0.40
1:B:75:ILE:HB	1:B:107:LYS:HZ2	1.86	0.40
1:D:44:ASP:HA	1:D:84:TRP:CZ3	2.56	0.40
1:I:10:PHE:O	1:I:26:GLU:HA	2.21	0.40
1:C:105:ILE:HG23	1:C:106:THR:HG23	2.04	0.40
1:B:49:CYS:C	1:B:51:THR:H	2.24	0.40
1:D:148:ASN:HD22	1:D:149:ALA:N	2.19	0.40
1:H:145:LEU:HG	1:H:145:LEU:H	1.41	0.40
1:A:47:PHE:C	1:B:173:TRP:HH2	2.24	0.40
1:I:22:ASP:OD1	1:I:23:GLU:N	2.55	0.40
1:G:6:LEU:HA	1:G:133:MET:O	2.22	0.40
1:B:161:HIS:O	1:B:164:GLU:N	2.53	0.40
1:F:88:PRO:HG2	1:F:91:LYS:HD2	2.02	0.40
1:J:107:LYS:HB2	1:J:111:ARG:NH2	2.37	0.40
1:D:40:PHE:CD1	1:D:40:PHE:N	2.90	0.40
1:D:40:PHE:CD2	1:D:73:VAL:HG22	2.57	0.40
1:A:148:ASN:N	1:A:148:ASN:HD22	2.20	0.40
1:H:142:ASP:OD2	1:H:142:ASP:C	2.59	0.40
1:A:123:LEU:HB3	1:A:140:ILE:CD1	2.52	0.40
1:E:162:PHE:O	1:E:163:GLU:C	2.58	0.40
1:J:116:LEU:HD13	1:J:116:LEU:C	2.42	0.40
1:B:169:CYS:CB	1:B:170:PRO:CD	2.94	0.40
1:E:36:VAL:CG1	1:E:37:ILE:N	2.80	0.40
1:A:127:PHE:C	1:A:152:MET:HE1	2.42	0.40
1:J:161:HIS:CB	1:J:165:HIS:HE1	2.33	0.40

*Continued on next page...*

Continued from previous page...

Atom-1	Atom-2	Interatomic distance (Å)	Clash overlap (Å)
1:I:59:ARG:HD3	1:I:153:LEU:HD22	2.04	0.40

All (1) symmetry-related close contacts are listed below. The label for Atom-2 includes the symmetry operator and encoded unit-cell translations to be applied.

Atom-1	Atom-2	Interatomic distance (Å)	Clash overlap (Å)
1:A:90:GLU:OE2	1:C:90:GLU:OE2[4_555]	2.06	0.14

## 5.3 Torsion angles [i](#)

### 5.3.1 Protein backbone [i](#)

In the following table, the Percentiles column shows the percent Ramachandran outliers of the chain as a percentile score with respect to all X-ray entries followed by that with respect to entries of similar resolution.

The Analysed column shows the number of residues for which the backbone conformation was analysed, and the total number of residues.

Mol	Chain	Analysed	Favoured	Allowed	Outliers	Percentiles	
1	A	168/198 (85%)	133 (79%)	24 (14%)	11 (6%)	1	7
1	B	173/198 (87%)	138 (80%)	27 (16%)	8 (5%)	3	15
1	C	168/198 (85%)	134 (80%)	22 (13%)	12 (7%)	1	6
1	D	173/198 (87%)	141 (82%)	22 (13%)	10 (6%)	2	10
1	E	168/198 (85%)	134 (80%)	22 (13%)	12 (7%)	1	6
1	F	173/198 (87%)	138 (80%)	27 (16%)	8 (5%)	3	15
1	G	168/198 (85%)	133 (79%)	23 (14%)	12 (7%)	1	6
1	H	173/198 (87%)	136 (79%)	28 (16%)	9 (5%)	2	12
1	I	168/198 (85%)	133 (79%)	23 (14%)	12 (7%)	1	6
1	J	173/198 (87%)	140 (81%)	23 (13%)	10 (6%)	2	10
All	All	1705/1980 (86%)	1360 (80%)	241 (14%)	104 (6%)	2	9

All (104) Ramachandran outliers are listed below:

Mol	Chain	Res	Type
1	A	51	THR

Continued on next page...

*Continued from previous page...*

Mol	Chain	Res	Type
1	A	145	LEU
1	A	168	VAL
1	B	48	VAL
1	B	170	PRO
1	C	51	THR
1	C	145	LEU
1	C	168	VAL
1	D	48	VAL
1	D	170	PRO
1	E	51	THR
1	E	145	LEU
1	E	168	VAL
1	F	48	VAL
1	F	170	PRO
1	G	51	THR
1	G	145	LEU
1	G	168	VAL
1	H	48	VAL
1	H	170	PRO
1	I	51	THR
1	I	145	LEU
1	I	168	VAL
1	J	48	VAL
1	J	170	PRO
1	A	28	SER
1	A	30	ASN
1	A	166	GLY
1	A	167	GLU
1	B	145	LEU
1	B	165	HIS
1	B	171	ALA
1	C	30	ASN
1	C	166	GLY
1	C	167	GLU
1	D	145	LEU
1	D	165	HIS
1	D	171	ALA
1	E	19	ASN
1	E	28	SER
1	E	30	ASN
1	E	166	GLY
1	E	167	GLU

*Continued on next page...*

*Continued from previous page...*

Mol	Chain	Res	Type
1	F	145	LEU
1	F	171	ALA
1	G	19	ASN
1	G	28	SER
1	G	30	ASN
1	G	166	GLY
1	G	167	GLU
1	H	145	LEU
1	H	165	HIS
1	H	171	ALA
1	I	28	SER
1	I	30	ASN
1	I	166	GLY
1	I	167	GLU
1	J	145	LEU
1	J	165	HIS
1	J	171	ALA
1	A	19	ASN
1	A	66	LYS
1	C	19	ASN
1	C	28	SER
1	C	131	LYS
1	F	51	THR
1	F	165	HIS
1	I	19	ASN
1	B	52	GLU
1	C	66	LYS
1	C	150	ASP
1	D	42	PRO
1	E	66	LYS
1	E	131	LYS
1	E	150	ASP
1	G	66	LYS
1	G	131	LYS
1	H	42	PRO
1	H	52	GLU
1	I	66	LYS
1	I	131	LYS
1	I	150	ASP
1	J	42	PRO
1	J	51	THR
1	A	150	ASP

*Continued on next page...*

*Continued from previous page...*

Mol	Chain	Res	Type
1	B	51	THR
1	D	51	THR
1	D	52	GLU
1	D	96	GLN
1	F	42	PRO
1	G	150	ASP
1	H	51	THR
1	J	52	GLU
1	A	42	PRO
1	C	42	PRO
1	D	93	GLY
1	J	96	GLN
1	B	42	PRO
1	F	93	GLY
1	J	93	GLY
1	E	42	PRO
1	I	42	PRO
1	G	42	PRO
1	H	93	GLY

### 5.3.2 Protein sidechains ⓘ

In the following table, the Percentiles column shows the percent sidechain outliers of the chain as a percentile score with respect to all X-ray entries followed by that with respect to entries of similar resolution.

The Analysed column shows the number of residues for which the sidechain conformation was analysed, and the total number of residues.

Mol	Chain	Analysed	Rotameric	Outliers	Percentiles	
1	A	147/168 (88%)	130 (88%)	17 (12%)	7	25
1	B	150/168 (89%)	133 (89%)	17 (11%)	7	26
1	C	147/168 (88%)	131 (89%)	16 (11%)	8	28
1	D	150/168 (89%)	134 (89%)	16 (11%)	8	29
1	E	147/168 (88%)	132 (90%)	15 (10%)	9	31
1	F	150/168 (89%)	134 (89%)	16 (11%)	8	29
1	G	147/168 (88%)	132 (90%)	15 (10%)	9	31
1	H	150/168 (89%)	133 (89%)	17 (11%)	7	26
1	I	147/168 (88%)	132 (90%)	15 (10%)	9	31

*Continued on next page...*

*Continued from previous page...*

Mol	Chain	Analysed	Rotameric	Outliers	Percentiles	
1	J	150/168 (89%)	132 (88%)	18 (12%)	6	24
All	All	1485/1680 (88%)	1323 (89%)	162 (11%)	8	28

All (162) residues with a non-rotameric sidechain are listed below:

Mol	Chain	Res	Type
1	A	25	PHE
1	A	29	LYS
1	A	33	LYS
1	A	48	VAL
1	A	49	CYS
1	A	62	ASP
1	A	73	VAL
1	A	79	GLN
1	A	80	VAL
1	A	98	SER
1	A	116	LEU
1	A	131	LYS
1	A	140	ILE
1	A	145	LEU
1	A	147	ARG
1	A	165	HIS
1	A	167	GLU
1	B	33	LYS
1	B	59	ARG
1	B	73	VAL
1	B	80	VAL
1	B	81	HIS
1	B	96	GLN
1	B	123	LEU
1	B	134	LYS
1	B	136	ARG
1	B	140	ILE
1	B	141	ASN
1	B	143	LEU
1	B	145	LEU
1	B	148	ASN
1	B	151	GLU
1	B	167	GLU
1	B	170	PRO
1	C	25	PHE
1	C	29	LYS

*Continued on next page...*



*Continued from previous page...*

Mol	Chain	Res	Type
1	C	33	LYS
1	C	48	VAL
1	C	49	CYS
1	C	62	ASP
1	C	73	VAL
1	C	79	GLN
1	C	98	SER
1	C	116	LEU
1	C	131	LYS
1	C	140	ILE
1	C	145	LEU
1	C	147	ARG
1	C	165	HIS
1	C	167	GLU
1	D	33	LYS
1	D	59	ARG
1	D	80	VAL
1	D	81	HIS
1	D	96	GLN
1	D	134	LYS
1	D	136	ARG
1	D	140	ILE
1	D	141	ASN
1	D	143	LEU
1	D	145	LEU
1	D	148	ASN
1	D	151	GLU
1	D	160	LEU
1	D	167	GLU
1	D	170	PRO
1	E	25	PHE
1	E	29	LYS
1	E	33	LYS
1	E	48	VAL
1	E	62	ASP
1	E	73	VAL
1	E	79	GLN
1	E	98	SER
1	E	116	LEU
1	E	131	LYS
1	E	140	ILE
1	E	145	LEU

*Continued on next page...*

*Continued from previous page...*

Mol	Chain	Res	Type
1	E	147	ARG
1	E	165	HIS
1	E	167	GLU
1	F	33	LYS
1	F	59	ARG
1	F	73	VAL
1	F	80	VAL
1	F	81	HIS
1	F	96	GLN
1	F	134	LYS
1	F	136	ARG
1	F	140	ILE
1	F	141	ASN
1	F	143	LEU
1	F	145	LEU
1	F	148	ASN
1	F	151	GLU
1	F	167	GLU
1	F	170	PRO
1	G	25	PHE
1	G	29	LYS
1	G	33	LYS
1	G	48	VAL
1	G	62	ASP
1	G	73	VAL
1	G	79	GLN
1	G	98	SER
1	G	116	LEU
1	G	131	LYS
1	G	140	ILE
1	G	145	LEU
1	G	147	ARG
1	G	165	HIS
1	G	167	GLU
1	H	33	LYS
1	H	59	ARG
1	H	79	GLN
1	H	80	VAL
1	H	81	HIS
1	H	96	GLN
1	H	123	LEU
1	H	134	LYS

*Continued on next page...*

*Continued from previous page...*

Mol	Chain	Res	Type
1	H	136	ARG
1	H	140	ILE
1	H	141	ASN
1	H	143	LEU
1	H	145	LEU
1	H	148	ASN
1	H	151	GLU
1	H	167	GLU
1	H	170	PRO
1	I	25	PHE
1	I	29	LYS
1	I	33	LYS
1	I	48	VAL
1	I	62	ASP
1	I	73	VAL
1	I	79	GLN
1	I	98	SER
1	I	116	LEU
1	I	131	LYS
1	I	140	ILE
1	I	145	LEU
1	I	147	ARG
1	I	165	HIS
1	I	167	GLU
1	J	33	LYS
1	J	59	ARG
1	J	73	VAL
1	J	79	GLN
1	J	80	VAL
1	J	81	HIS
1	J	96	GLN
1	J	134	LYS
1	J	136	ARG
1	J	140	ILE
1	J	141	ASN
1	J	143	LEU
1	J	145	LEU
1	J	148	ASN
1	J	151	GLU
1	J	160	LEU
1	J	167	GLU
1	J	170	PRO

Some sidechains can be flipped to improve hydrogen bonding and reduce clashes. All (60) such sidechains are listed below:

Mol	Chain	Res	Type
1	A	19	ASN
1	A	79	GLN
1	A	137	HIS
1	A	141	ASN
1	A	148	ASN
1	B	34	ASN
1	B	69	ASN
1	B	79	GLN
1	B	141	ASN
1	B	148	ASN
1	B	161	HIS
1	B	165	HIS
1	C	19	ASN
1	C	79	GLN
1	C	137	HIS
1	C	141	ASN
1	C	148	ASN
1	D	34	ASN
1	D	69	ASN
1	D	79	GLN
1	D	141	ASN
1	D	148	ASN
1	D	161	HIS
1	D	165	HIS
1	E	19	ASN
1	E	79	GLN
1	E	137	HIS
1	E	141	ASN
1	E	148	ASN
1	F	34	ASN
1	F	69	ASN
1	F	79	GLN
1	F	96	GLN
1	F	141	ASN
1	F	148	ASN
1	F	161	HIS
1	F	165	HIS
1	G	19	ASN
1	G	79	GLN
1	G	137	HIS
1	G	148	ASN

*Continued on next page...*

*Continued from previous page...*

Mol	Chain	Res	Type
1	H	34	ASN
1	H	69	ASN
1	H	79	GLN
1	H	141	ASN
1	H	148	ASN
1	H	161	HIS
1	H	165	HIS
1	I	19	ASN
1	I	79	GLN
1	I	137	HIS
1	I	141	ASN
1	I	148	ASN
1	J	34	ASN
1	J	69	ASN
1	J	79	GLN
1	J	141	ASN
1	J	148	ASN
1	J	161	HIS
1	J	165	HIS

### 5.3.3 RNA ⓘ

There are no RNA molecules in this entry.

### 5.4 Non-standard residues in protein, DNA, RNA chains ⓘ

There are no non-standard protein/DNA/RNA residues in this entry.

### 5.5 Carbohydrates ⓘ

There are no carbohydrates in this entry.

### 5.6 Ligand geometry ⓘ

There are no ligands in this entry.

### 5.7 Other polymers ⓘ

There are no such residues in this entry.

## 5.8 Polymer linkage issues ⓘ

There are no chain breaks in this entry.

## 6 Fit of model and data ⓘ

### 6.1 Protein, DNA and RNA chains ⓘ

In the following table, the column labelled ‘#RSRZ> 2’ contains the number (and percentage) of RSRZ outliers, followed by percent RSRZ outliers for the chain as percentile scores relative to all X-ray entries and entries of similar resolution. The OWAB column contains the minimum, median, 95<sup>th</sup> percentile and maximum values of the occupancy-weighted average B-factor per residue. The column labelled ‘Q< 0.9’ lists the number of (and percentage) of residues with an average occupancy less than 0.9.

Mol	Chain	Analysed	<RSRZ>	#RSRZ>2	OWAB(Å <sup>2</sup> )	Q<0.9
1	A	170/198 (85%)	0.34	3 (1%) 71 51	35, 59, 103, 126	0
1	B	175/198 (88%)	0.14	1 (0%) 90 78	28, 51, 94, 105	0
1	C	170/198 (85%)	0.33	5 (2%) 55 35	35, 59, 103, 126	0
1	D	175/198 (88%)	0.29	7 (4%) 42 25	28, 51, 94, 105	0
1	E	170/198 (85%)	0.50	14 (8%) 14 7	35, 59, 103, 126	0
1	F	175/198 (88%)	0.36	14 (8%) 15 8	28, 51, 94, 105	0
1	G	170/198 (85%)	0.35	5 (2%) 55 35	35, 59, 103, 126	0
1	H	175/198 (88%)	0.13	3 (1%) 73 53	28, 51, 94, 105	0
1	I	170/198 (85%)	0.50	14 (8%) 14 7	35, 59, 103, 126	0
1	J	175/198 (88%)	0.45	12 (6%) 20 10	28, 51, 94, 105	0
All	All	1725/1980 (87%)	0.34	78 (4%) 37 21	28, 56, 95, 126	0

All (78) RSRZ outliers are listed below:

Mol	Chain	Res	Type	RSRZ
1	E	170	PRO	6.9
1	A	170	PRO	6.1
1	I	170	PRO	5.8
1	C	170	PRO	5.8
1	J	168	VAL	4.9
1	I	169	CYS	4.4
1	I	165	HIS	4.2
1	E	168	VAL	4.2
1	G	169	CYS	4.1
1	I	166	GLY	4.0
1	J	172	GLY	3.9
1	J	171	ALA	3.8
1	I	91	LYS	3.7

*Continued on next page...*

*Continued from previous page...*

Mol	Chain	Res	Type	RSRZ
1	D	89	VAL	3.6
1	F	168	VAL	3.4
1	F	171	ALA	3.4
1	G	168	VAL	3.4
1	C	169	CYS	3.4
1	F	175	LYS	3.3
1	F	165	HIS	3.2
1	A	169	CYS	3.2
1	H	91	LYS	3.2
1	E	169	CYS	3.2
1	F	172	GLY	3.1
1	G	170	PRO	3.1
1	H	88	PRO	3.0
1	D	88	PRO	3.0
1	J	167	GLU	2.9
1	E	91	LYS	2.9
1	G	162	PHE	2.8
1	E	88	PRO	2.7
1	D	91	LYS	2.7
1	E	166	GLY	2.7
1	I	168	VAL	2.7
1	E	165	HIS	2.6
1	D	143	LEU	2.6
1	I	94	ILE	2.6
1	I	88	PRO	2.6
1	E	94	ILE	2.5
1	F	91	LYS	2.5
1	J	165	HIS	2.5
1	E	95	GLY	2.5
1	D	36	VAL	2.4
1	F	161	HIS	2.4
1	J	146	GLY	2.4
1	J	36	VAL	2.4
1	E	144	PRO	2.4
1	B	165	HIS	2.4
1	J	175	LYS	2.4
1	J	169	CYS	2.3
1	D	175	LYS	2.3
1	A	166	GLY	2.3
1	E	64	HIS	2.3
1	C	168	VAL	2.3
1	F	167	GLU	2.3

*Continued on next page...*



*Continued from previous page...*

Mol	Chain	Res	Type	RSRZ
1	I	167	GLU	2.3
1	D	90	GLU	2.2
1	G	95	GLY	2.2
1	F	162	PHE	2.2
1	F	174	ARG	2.2
1	E	163	GLU	2.2
1	I	96	GLN	2.2
1	I	48	VAL	2.2
1	J	174	ARG	2.2
1	H	143	LEU	2.1
1	F	89	VAL	2.1
1	E	161	HIS	2.1
1	C	20	GLU	2.1
1	E	62	ASP	2.1
1	F	173	TRP	2.1
1	I	95	GLY	2.0
1	F	90	GLU	2.0
1	I	147	ARG	2.0
1	F	169	CYS	2.0
1	J	89	VAL	2.0
1	I	36	VAL	2.0
1	C	165	HIS	2.0
1	J	166	GLY	2.0

## 6.2 Non-standard residues in protein, DNA, RNA chains [i](#)

There are no non-standard protein/DNA/RNA residues in this entry.

## 6.3 Carbohydrates [i](#)

There are no carbohydrates in this entry.

## 6.4 Ligands [i](#)

There are no ligands in this entry.

## 6.5 Other polymers [i](#)

There are no such residues in this entry.