wwPDB X-ray Structure Validation Summary Report (i)

Feb 1, 2016 – 07:12 AM GMT

PDB ID	:	2ZZ5
Title	:	Orotidine Monophosphate Deacarboxylase D70A/K72A double mutant from M. thermoautotrophicum complexed with 6- cyano-UMP
Authors	:	Fujihashi, M.; Pai, E.F.
Deposited on	:	2009-02-05
Resolution	:	1.56 Å(reported)

This is a wwPDB X-ray Structure Validation Summary Report for a publicly released PDB entry.
We welcome your comments at validation@mail.wwpdb.org
A user guide is available at
http://wwpdb.org/validation/2016/XrayValidationReportHelp
with specific help available everywhere you see the (i) symbol.

The following versions of software and data (see references (1)) were used in the production of this report:

MolProbity	:	4.02b-467
Mogul	:	1.7 (RC4), CSD as536be (2015)
Xtriage (Phenix)	:	1.9-1692
EDS	:	rb-20026688
Percentile statistics	:	20151230.v01 (using entries in the PDB archive December 30th 2015)
Refmac	:	5.8.0135
CCP4	:	6.5.0
Ideal geometry (proteins)	:	Engh & Huber (2001)
Ideal geometry (DNA, RNA)	:	Parkinson et al. (1996)
Validation Pipeline (wwPDB-VP)	:	trunk26865

1 Overall quality at a glance (i)

The following experimental techniques were used to determine the structure:
X-RAY DIFFRACTION

The reported resolution of this entry is 1.56 Å.

Percentile scores (ranging between 0-100) for global validation metrics of the entry are shown in the following graphic. The table shows the number of entries on which the scores are based.

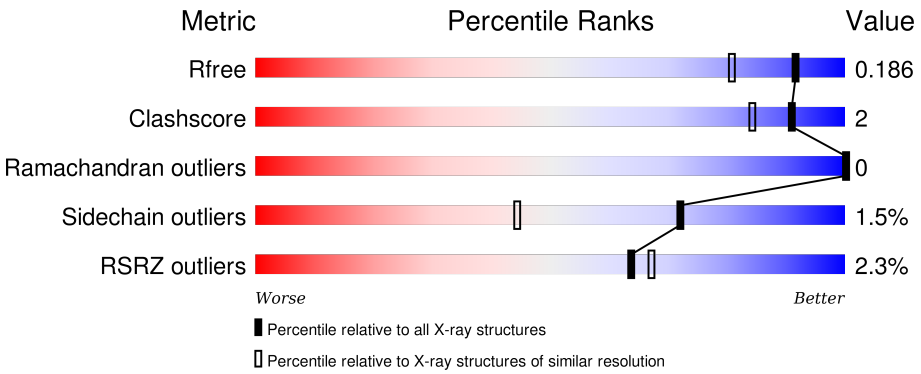

Metric	Whole archive (#Entries)	Similar resolution (#Entries, resolution range(Å))
R_{free}	91344	1665 (1.58-1.54)
Clashscore	102246	1014 (1.56-1.56)
Ramachandran outliers	100387	1704 (1.58-1.54)
Sidechain outliers	100360	1702 (1.58-1.54)
RSRZ outliers	91569	1668 (1.58-1.54)

The table below summarises the geometric issues observed across the polymeric chains and their fit to the electron density. The red, orange, yellow and green segments on the lower bar indicate the fraction of residues that contain outliers for >=3, 2, 1 and 0 types of geometric quality criteria. A grey segment represents the fraction of residues that are not modelled. The numeric value for each fraction is indicated below the corresponding segment, with a dot representing fractions <=5% The upper red bar (where present) indicates the fraction of residues that have poor fit to the electron density. The numeric value is given above the bar.

Mol	Chain	Length	Quality of chain
1	A	252	2% 78% 6% 15%
1	B	252	2% 79% 5% • 15%

2 Entry composition (i)

There are 3 unique types of molecules in this entry. The entry contains 3642 atoms, of which 0 are hydrogens and 0 are deuteriums.

In the tables below, the ZeroOcc column contains the number of atoms modelled with zero occupancy, the AltConf column contains the number of residues with at least one atom in alternate conformation and the Trace column contains the number of residues modelled with at most 2 atoms.

- Molecule 1 is a protein called Orotidine 5'-phosphate decarboxylase.

Mol	Chain	Residues	Atoms					ZeroOcc	AltConf	Trace
			Total	C	N	O	S			
1	A	213	1710	1070	304	323	13	0	12	0
1	B	214	1687	1060	300	315	12	0	8	0

There are 58 discrepancies between the modelled and reference sequences:

Chain	Residue	Modelled	Actual	Comment	Reference
A	-2	GLY	-	EXPRESSION TAG	UNP O26232
A	-1	SER	-	EXPRESSION TAG	UNP O26232
A	0	HIS	-	EXPRESSION TAG	UNP O26232
A	70	ALA	ASP	ENGINEERED	UNP O26232
A	72	ALA	LYS	ENGINEERED	UNP O26232
A	101	PRO	ARG	SEE REMARK 999	UNP O26232
A	226	ARG	LEU	ENGINEERED	UNP O26232
A	227	ILE	ASN	ENGINEERED	UNP O26232
A	229	GLU	-	EXPRESSION TAG	UNP O26232
A	230	ASP	-	EXPRESSION TAG	UNP O26232
A	231	PRO	-	EXPRESSION TAG	UNP O26232
A	232	ALA	-	EXPRESSION TAG	UNP O26232
A	233	ALA	-	EXPRESSION TAG	UNP O26232
A	234	ASN	-	EXPRESSION TAG	UNP O26232
A	235	LYS	-	EXPRESSION TAG	UNP O26232
A	236	ALA	-	EXPRESSION TAG	UNP O26232
A	237	ARG	-	EXPRESSION TAG	UNP O26232
A	238	LYS	-	EXPRESSION TAG	UNP O26232
A	239	GLU	-	EXPRESSION TAG	UNP O26232
A	240	ALA	-	EXPRESSION TAG	UNP O26232
A	241	GLU	-	EXPRESSION TAG	UNP O26232
A	242	LEU	-	EXPRESSION TAG	UNP O26232
A	243	ALA	-	EXPRESSION TAG	UNP O26232
A	244	ALA	-	EXPRESSION TAG	UNP O26232
A	245	ALA	-	EXPRESSION TAG	UNP O26232

Continued on next page...

Continued from previous page...

Chain	Residue	Modelled	Actual	Comment	Reference
A	246	THR	-	EXPRESSION TAG	UNP O26232
A	247	ALA	-	EXPRESSION TAG	UNP O26232
A	248	GLU	-	EXPRESSION TAG	UNP O26232
A	249	GLN	-	EXPRESSION TAG	UNP O26232
B	-2	GLY	-	EXPRESSION TAG	UNP O26232
B	-1	SER	-	EXPRESSION TAG	UNP O26232
B	0	HIS	-	EXPRESSION TAG	UNP O26232
B	70	ALA	ASP	ENGINEERED	UNP O26232
B	72	ALA	LYS	ENGINEERED	UNP O26232
B	101	PRO	ARG	SEE REMARK 999	UNP O26232
B	226	ARG	LEU	ENGINEERED	UNP O26232
B	227	ILE	ASN	ENGINEERED	UNP O26232
B	229	GLU	-	EXPRESSION TAG	UNP O26232
B	230	ASP	-	EXPRESSION TAG	UNP O26232
B	231	PRO	-	EXPRESSION TAG	UNP O26232
B	232	ALA	-	EXPRESSION TAG	UNP O26232
B	233	ALA	-	EXPRESSION TAG	UNP O26232
B	234	ASN	-	EXPRESSION TAG	UNP O26232
B	235	LYS	-	EXPRESSION TAG	UNP O26232
B	236	ALA	-	EXPRESSION TAG	UNP O26232
B	237	ARG	-	EXPRESSION TAG	UNP O26232
B	238	LYS	-	EXPRESSION TAG	UNP O26232
B	239	GLU	-	EXPRESSION TAG	UNP O26232
B	240	ALA	-	EXPRESSION TAG	UNP O26232
B	241	GLU	-	EXPRESSION TAG	UNP O26232
B	242	LEU	-	EXPRESSION TAG	UNP O26232
B	243	ALA	-	EXPRESSION TAG	UNP O26232
B	244	ALA	-	EXPRESSION TAG	UNP O26232
B	245	ALA	-	EXPRESSION TAG	UNP O26232
B	246	THR	-	EXPRESSION TAG	UNP O26232
B	247	ALA	-	EXPRESSION TAG	UNP O26232
B	248	GLU	-	EXPRESSION TAG	UNP O26232
B	249	GLN	-	EXPRESSION TAG	UNP O26232

- Molecule 2 is 6-CYANOURIDINE 5'-PHOSPHATE (three-letter code: 6CN) (formula: $C_{10}H_{12}N_3O_9P$).

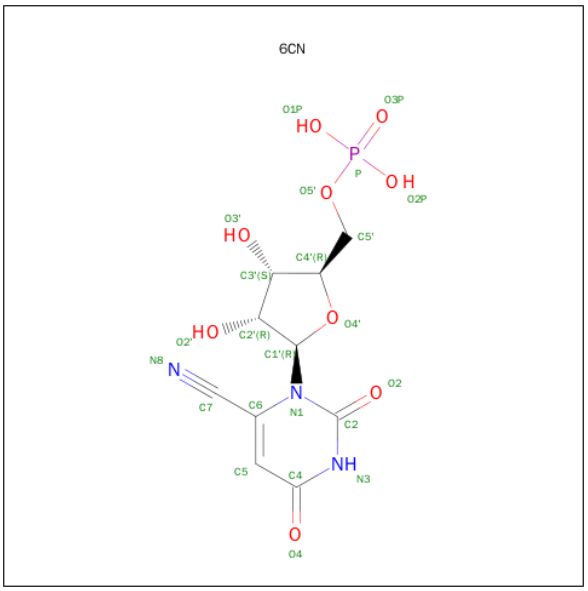

Mol	Chain	Residues	Atoms					ZeroOcc	AltConf
2	A	1	Total	C	N	O	P	0	0
			23	10	3	9	1		
2	B	1	Total	C	N	O	P	0	0
			23	10	3	9	1		

- Molecule 3 is water.

Mol	Chain	Residues	Atoms		ZeroOcc	AltConf
3	A	98	Total	O	0	0
			98	98		
3	B	101	Total	O	0	0
			101	101		

3 Residue-property plots (i)

These plots are drawn for all protein, RNA and DNA chains in the entry. The first graphic for a chain summarises the proportions of errors displayed in the second graphic. The second graphic shows the sequence view annotated by issues in geometry and electron density. Residues are color-coded according to the number of geometric quality criteria for which they contain at least one outlier: green = 0, yellow = 1, orange = 2 and red = 3 or more. A red dot above a residue indicates a poor fit to the electron density (RSRZ > 2). Stretches of 2 or more consecutive residues without any outlier are shown as a green connector. Residues present in the sample, but not in the model, are shown in grey.

- Molecule 1: Orotidine 5'-phosphate decarboxylase

Chain A:

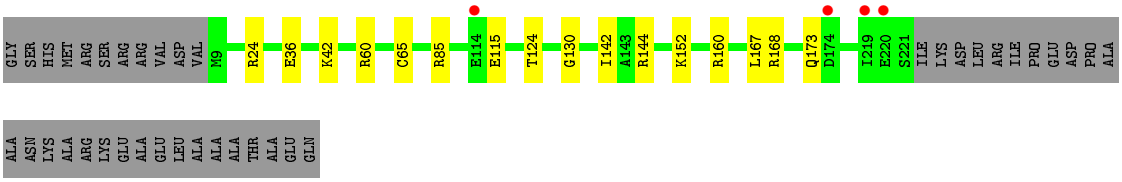

- Molecule 1: Orotidine 5'-phosphate decarboxylase

Chain B:

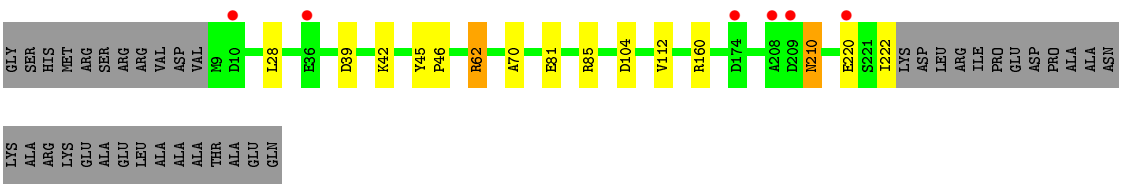

4 Data and refinement statistics (i)

Property	Value	Source
Space group	P 1 21 1	Depositor
Cell constants a, b, c, α, β, γ	59.56Å 64.36Å 61.54Å 90.00° 115.52° 90.00°	Depositor
Resolution (Å)	55.56 – 1.56 27.24 – 1.56	Depositor EDS
% Data completeness (in resolution range)	83.9 (55.56-1.56) 83.8 (27.24-1.56)	Depositor EDS
R_{merge}	(Not available)	Depositor
R_{sym}	0.08	Depositor
$< I/\sigma(I) >$ [1]	1.80 (at 1.56Å)	Xtriage
Refinement program	REFMAC 5.2.0019	Depositor
R, R_{free}	0.160 , 0.187 0.160 , 0.186	Depositor DCC
R_{free} test set	2544 reflections (5.36%)	DCC
Wilson B-factor (Å^2)	14.3	Xtriage
Anisotropy	0.143	Xtriage
Bulk solvent k_{sol}(e/Å^3), B_{sol}(Å^2)	0.42 , 54.8	EDS
Estimated twinning fraction	0.088 for l,-k,h	Xtriage
L-test for twinning[2]	$< \|L\| > = 0.49$, $< L^2 > = 0.33$	Xtriage
Outliers	0 of 50051 reflections	Xtriage
F_o,F_c correlation	0.97	EDS
Total number of atoms	3642	wwPDB-VP
Average B, all atoms (Å^2)	18.0	wwPDB-VP

Xtriage's analysis on translational NCS is as follows: *The largest off-origin peak in the Patterson function is 6.10% of the height of the origin peak. No significant pseudotranslation is detected.*

[1] Intensities estimated from amplitudes.

[2] Theoretical values of $< |L| >$, $< L^2 >$ for acentric reflections are 0.5, 0.375 respectively for untwinned datasets, and 0.333, 0.2 for perfectly twinned datasets.

5 Model quality (i)

5.1 Standard geometry (i)

Bond lengths and bond angles in the following residue types are not validated in this section: 6CN

The Z score for a bond length (or angle) is the number of standard deviations the observed value is removed from the expected value. A bond length (or angle) with $|Z| > 5$ is considered an outlier worth inspection. RMSZ is the root-mean-square of all Z scores of the bond lengths (or angles).

Mol	Chain	Bond lengths		Bond angles	
		RMSZ	$\#\|Z\|>5$	RMSZ	$\#\|Z\|>5$
1	A	1.02	0/1734	0.97	6/2338 (0.3%)
1	B	0.97	0/1714	0.87	2/2312 (0.1%)
All	All	0.99	0/3448	0.92	8/4650 (0.2%)

There are no bond length outliers.

The worst 5 of 8 bond angle outliers are listed below:

Mol	Chain	Res	Type	Atoms	Z	Observed(^{o})	Ideal(^{o})
1	A	144	ARG	NE-CZ-NH2	-6.70	116.95	120.30
1	A	160	ARG	NE-CZ-NH2	-6.26	117.17	120.30
1	A	167[A]	LEU	CB-CG-CD2	6.24	121.61	111.00
1	A	167[B]	LEU	CB-CG-CD2	6.24	121.61	111.00
1	A	168	ARG	NE-CZ-NH1	5.95	123.27	120.30

There are no chirality outliers.

There are no planarity outliers.

5.2 Too-close contacts (i)

In the following table, the Non-H and H(model) columns list the number of non-hydrogen atoms and hydrogen atoms in the chain respectively. The H(added) column lists the number of hydrogen atoms added and optimized by MolProbity. The Clashes column lists the number of clashes within the asymmetric unit, whereas Symm-Clashes lists symmetry related clashes.

Mol	Chain	Non-H	H(model)	H(added)	Clashes	Symm-Clashes
1	A	1710	0	1707	8	0
1	B	1687	0	1702	8	0
2	A	23	0	10	0	0
2	B	23	0	10	0	0

Continued on next page...

Continued from previous page...

Mol	Chain	Non-H	H(model)	H(added)	Clashes	Symm-Clashes
3	A	98	0	0	4	0
3	B	101	0	0	1	0
All	All	3642	0	3429	15	0

The all-atom clashscore is defined as the number of clashes found per 1000 atoms (including hydrogen atoms). The all-atom clashscore for this structure is 2.

The worst 5 of 15 close contacts within the same asymmetric unit are listed below, sorted by their clash magnitude.

Atom-1	Atom-2	Interatomic distance (Å)	Clash overlap (Å)
1:A:152:LYS:HD3	3:A:555:HOH:O	1.98	0.63
1:A:85:ARG:NH1	1:A:115:GLU:OE1	2.39	0.56
1:A:173:GLN:NE2	3:A:573:HOH:O	2.43	0.51
1:B:42:LYS:HG2	1:B:70:ALA:HB2	1.98	0.46
1:A:24:ARG:HD2	3:A:631:HOH:O	2.15	0.45

There are no symmetry-related clashes.

5.3 Torsion angles (i)

5.3.1 Protein backbone (i)

In the following table, the Percentiles column shows the percent Ramachandran outliers of the chain as a percentile score with respect to all X-ray entries followed by that with respect to entries of similar resolution.

The Analysed column shows the number of residues for which the backbone conformation was analysed, and the total number of residues.

Mol	Chain	Analysed	Favoured	Allowed	Outliers	Percentiles	
1	A	223/252 (88%)	216 (97%)	7 (3%)	0	100	100
1	B	220/252 (87%)	214 (97%)	6 (3%)	0	100	100
All	All	443/504 (88%)	430 (97%)	13 (3%)	0	100	100

There are no Ramachandran outliers to report.

5.3.2 Protein sidechains (i)

In the following table, the Percentiles column shows the percent sidechain outliers of the chain as a percentile score with respect to all X-ray entries followed by that with respect to entries of similar resolution.

The Analysed column shows the number of residues for which the sidechain conformation was analysed, and the total number of residues.

Mol	Chain	Analysed	Rotameric	Outliers	Percentiles	
1	A	176/195 (90%)	175 (99%)	1 (1%)	90	78
1	B	174/195 (89%)	170 (98%)	4 (2%)	58	25
All	All	350/390 (90%)	345 (99%)	5 (1%)	72	48

All (5) residues with a non-rotameric sidechain are listed below:

Mol	Chain	Res	Type
1	A	36	GLU
1	B	62	ARG
1	B	210	ASN
1	B	220	GLU
1	B	222	ILE

Some sidechains can be flipped to improve hydrogen bonding and reduce clashes. All (4) such sidechains are listed below:

Mol	Chain	Res	Type
1	A	13	ASN
1	A	173	GLN
1	B	173	GLN
1	B	210	ASN

5.3.3 RNA (i)

There are no RNA molecules in this entry.

5.4 Non-standard residues in protein, DNA, RNA chains (i)

There are no non-standard protein/DNA/RNA residues in this entry.

5.5 Carbohydrates (i)

There are no carbohydrates in this entry.

5.6 Ligand geometry (i)

2 ligands are modelled in this entry.

In the following table, the Counts columns list the number of bonds (or angles) for which Mogul statistics could be retrieved, the number of bonds (or angles) that are observed in the model and the number of bonds (or angles) that are defined in the chemical component dictionary. The Link column lists molecule types, if any, to which the group is linked. The Z score for a bond length (or angle) is the number of standard deviations the observed value is removed from the expected value. A bond length (or angle) with $|Z| > 2$ is considered an outlier worth inspection. RMSZ is the root-mean-square of all Z scores of the bond lengths (or angles).

Mol	Type	Chain	Res	Link	Bond lengths			Bond angles		
					Counts	RMSZ	$\#\|Z\| > 2$	Counts	RMSZ	$\#\|Z\| > 2$
2	6CN	A	301	-	17,24,24	1.46	2 (11%)	20,36,36	1.57	4 (20%)
2	6CN	B	302	-	17,24,24	1.48	3 (17%)	20,36,36	1.81	2 (10%)

In the following table, the Chirals column lists the number of chiral outliers, the number of chiral centers analysed, the number of these observed in the model and the number defined in the chemical component dictionary. Similar counts are reported in the Torsion and Rings columns. '-' means no outliers of that kind were identified.

Mol	Type	Chain	Res	Link	Chirals	Torsions	Rings
2	6CN	A	301	-	-	0/6/28/28	0/2/2/2
2	6CN	B	302	-	-	0/6/28/28	0/2/2/2

All (5) bond length outliers are listed below:

Mol	Chain	Res	Type	Atoms	Z	Observed(Å)	Ideal(Å)
2	B	302	6CN	O4'-C1'	2.32	1.44	1.41
2	B	302	6CN	C5-C6	2.47	1.43	1.39
2	A	301	6CN	C4-N3	2.83	1.38	1.33
2	B	302	6CN	C6-C7	2.83	1.47	1.44
2	A	301	6CN	O4'-C1'	4.38	1.46	1.41

The worst 5 of 6 bond angle outliers are listed below:

Mol	Chain	Res	Type	Atoms	Z	Observed(^{o})	Ideal(^{o})
2	A	301	6CN	C5-C4-N3	-2.33	121.23	124.05
2	A	301	6CN	O3'-C3'-C4'	-2.28	104.22	111.05

Continued on next page...

Continued from previous page...

Mol	Chain	Res	Type	Atoms	Z	Observed(^{o})	Ideal(^{o})
2	B	302	6CN	C5-C4-N3	-2.19	121.40	124.05
2	A	301	6CN	C4-C5-C6	3.28	118.85	116.73
2	A	301	6CN	C4-N3-C2	3.58	117.69	114.14

There are no chirality outliers.

There are no torsion outliers.

There are no ring outliers.

No monomer is involved in short contacts.

5.7 Other polymers (i)

There are no such residues in this entry.

5.8 Polymer linkage issues (i)

There are no chain breaks in this entry.

6 Fit of model and data (i)

6.1 Protein, DNA and RNA chains (i)

In the following table, the column labelled '#RSRZ> 2' contains the number (and percentage) of RSRZ outliers, followed by percent RSRZ outliers for the chain as percentile scores relative to all X-ray entries and entries of similar resolution. The OWAB column contains the minimum, median, 95th percentile and maximum values of the occupancy-weighted average B-factor per residue. The column labelled 'Q< 0.9' lists the number of (and percentage) of residues with an average occupancy less than 0.9.

Mol	Chain	Analysed	<RSRZ>	#RSRZ>2			OWAB(Å^2)	Q<0.9
1	A	213/252 (84%)	-0.05	4 (1%)	70	73	12, 16, 27, 42	0
1	B	214/252 (84%)	0.02	6 (2%)	56	60	12, 16, 31, 42	0
All	All	427/504 (84%)	-0.02	10 (2%)	64	67	12, 16, 29, 42	0

The worst 5 of 10 RSRZ outliers are listed below:

Mol	Chain	Res	Type	RSRZ
1	A	220	GLU	4.4
1	B	209	ASP	4.3
1	B	220	GLU	4.0
1	B	10	ASP	3.0
1	A	114[A]	GLU	2.8

6.2 Non-standard residues in protein, DNA, RNA chains (i)

There are no non-standard protein/DNA/RNA residues in this entry.

6.3 Carbohydrates (i)

There are no carbohydrates in this entry.

6.4 Ligands (i)

In the following table, the Atoms column lists the number of modelled atoms in the group and the number defined in the chemical component dictionary. LLDF column lists the quality of electron density of the group with respect to its neighbouring residues in protein, DNA or RNA chains. The B-factors column lists the minimum, median, 95th percentile and maximum values of B factors of atoms in the group. The column labelled 'Q< 0.9' lists the number of atoms with occupancy less than 0.9.

Mol	Type	Chain	Res	Atoms	RSCC	RSR	LLDF	B-factors(Å^2)	Q<0.9
2	6CN	B	302	23/23	0.98	0.07	-0.45	10,13,18,41	0
2	6CN	A	301	23/23	0.99	0.06	-0.81	11,14,18,40	0

6.5 Other polymers (i)

There are no such residues in this entry.